

AUSTRALIAN DEFENCE ALMANAC  
**2011-2012**





## Raspal Khosa

Raspal Khosa is the author of the ASPI *Australian Defence Almanac* and a number of publications on Australia's counter-terrorism arrangements and the Afghanistan–Pakistan insurgency. His specialist areas are South Asian security and counter-insurgency warfare. He has travelled to the Afghanistan theatre of operations with the Australian Defence Force, the North Atlantic Treaty Organisation, and as a guest of the US Army's 10th Mountain Division. Raspal conducted doctoral research into the Kashmir insurgency with the University of New South Wales at the Australian Defence Force Academy, where he was employed as a Tutor in Politics. He also holds a Masters Degree in Strategic Studies from the Australian National University and an Honours Degree in History from the University of Adelaide.

### Important disclaimer

This publication is designed to provide accurate and authoritative information in relation to the subject matter covered. It is provided with the understanding that the publisher is not engaged in rendering any form of professional or other advice or services. No person should rely on the contents of this publication without first obtaining advice from a qualified professional person.

**Cover images:** The Roulettes fly over Lake Eyre in transit to Coober Pedy, South Australia. © Defence Department

HMAS Perth sits in Jervis Bay, New South Wales. © Defence Department

AUSTRALIAN DEFENCE ALMANAC  
**2011-2012**

Prepared by  
**Raspal Khosa**  
Research Fellow



© The Australian Strategic Policy Institute Limited 2011

This publication is subject to copyright. Except as permitted under the *Copyright Act 1968*, no part of it may in any form or by any means (electronic, mechanical, microcopying, photocopying, recording or otherwise) be reproduced, stored in a retrieval system or transmitted without prior written permission. Inquiries should be addressed to the publishers.

First published July 2011

Published in Australia by:  
Australian Strategic Policy Institute (ASPI)  
Level 2, Arts House, 40 Macquarie Street  
Barton ACT 2600  
Australia

Tel: + 61 (2) 6270 5100  
Fax: + 61 (2) 6273 9566  
Email: [enquiries@aspi.org.au](mailto:enquiries@aspi.org.au)  
Web: <http://www.aspi.org.au>

# CONTENTS

<b>1. DEFENCE AND STRATEGY</b>	<b>1</b>
Constitutional and legislative basis for Defence	2
Military justice system	4
Australian strategic policy	5
Our place in the world	7
Australia's maritime boundaries	8
Defence time line	9
<b>2. AUSTRALIAN DEFENCE FORCE</b>	<b>11</b>
ADF command arrangements	12
ADF order of battle	16
Army equipment	36
ADF small arms and light weapons	39
ADF ordnance	40
Ordnance acronyms	43
ADF platform activity levels	44
Comparative conventional military strength 2011	46
Major Defence facilities	47
Principal Navy establishments	47
Major Army bases	48
Major Air Force bases	48
<b>3. DEPARTMENT OF DEFENCE</b>	<b>49</b>
Organisation	50
Defence groups	52
Ministerial directive	54
Senior Defence committees	54
Defence leadership	56
Outcomes and programs	57
Strategic Reform Program	58
<b>4. PEOPLE</b>	<b>59</b>
Permanent ADF personnel numbers	60
Reserve ADF personnel numbers	63
Civilian employee numbers	66
Permanent ADF rank profile, 1989–2010	67
Permanent ADF personnel, by service and rank, 1998–99 to 2011–12	68
Defence civilian Senior Executive Service (SES) employees, by level and gender, 1990–91 to 2009–10	69
Permanent ADF recruiting activity, 1990–91 to 2009–10	69
Achievement of ADF recruitment targets, 1995–96 to 2009–10	72
Permanent ADF enlistments by gender, 1990–91 to 2009–10	73
Reserve ADF enlistments, 1992–93 to 2009–10	73
Ready reserve ADF enlistments	74
Permanent ADF separations, 1990–91 to 2009–10	74
Defence personnel by State and Territory, 2009–10	78
Percentage of female Defence personnel, 1989–90 to 2009–10	79

Defence personnel by diversity—actual numbers, 2005–2010	80
Defence census 2007—demographic profile	81
Department of Veterans’ Affairs: beneficiary numbers, 2000–2020	82
Permanent ADF base salary	83
Reserve ADF pay	84
Defence civilian salary	85
Adf badges of rank and special insignia	86
<b>5. MONEY</b>	<b>87</b>
Defence funding, 1901–2014	88
Comparative regional defence spending, 1999–2009	91
Comparative regional defence spending as a percentage of GDP, 1999–2009	92
Comparative Commonwealth spending, by selected purpose, 2000–01 to 2009–10	93
Defence approved capital facilities expenditure, by State and Territory, 2011–12	93
Australia’s top 30 Defence projects, by forecast expenditure, 2011–12	94
Australia’s top 30 Defence contractors, 2010	95
<b>6. AUSTRALIA AND THE WORLD</b>	<b>97</b>
Significant treaties, conventions and agreements	98
Australian membership of inter-governmental bodies and international organisations	99
ADF overseas deployments, 1947–2010	102
ADF global operations, 2011	110
Defence cooperation	112
AusAID and regional security	114
<b>7. COUNTER-TERRORISM</b>	<b>117</b>
Australia’s counter-terrorism arrangements	118
Key governance structures for counter-terrorism	120
National terrorist situation	122
Selected government agencies’ counter-terrorism roles	123
Australia’s intelligence agencies	125
Budget appropriations for selected national security agencies, 2001–02 to 2011–12	126
Listed terrorist organisations in Australia	127
Major regional terrorist incidents, 2000–2011	128
<b>ACRONYMS AND ABBREVIATIONS</b>	<b>131</b>
<b>KEY SOURCES</b>	<b>140</b>
<b>ABOUT ASPI</b>	<b>143</b>

CHAPTER

# 1

## DEFENCE AND STRATEGY



# CONSTITUTIONAL AND LEGISLATIVE BASIS FOR DEFENCE

## The Constitution

The *Commonwealth of Australia Constitution Act* (the Constitution) gives the Australian Government the power to make laws regarding Australia's defence and the Australian Defence Force (ADF):

*'s. 51. The Parliament shall, subject to this constitution, have power to make laws for the peace, order, and good government of the Commonwealth with respect to:*

...

*(vi) the naval and military defence of the Commonwealth and of the several States and the control of the forces to execute and maintain the laws of the Commonwealth.'*

Section 51(vi) of the Constitution is the so-called 'defence power', the exclusivity of which is set out in section 114, precluding the States from raising defence forces without the consent of the Commonwealth. Consistent with this, section 69 provides that the States public service departments responsible for naval and military defence be transferred to the Commonwealth after Federation. With the defence power comes the responsibility to defend the States. Section 119 provides:

*'The Commonwealth shall protect every State against invasion and, on the application of the Executive Government of the State, against domestic violence.'*

The second part of section 119 is the basis upon which the ADF can be used, upon request, to assist State authorities in certain circumstances.

Finally, section 68 states that:

*'The command in chief of the naval and military forces of the Commonwealth is vested in the Governor-General as the Queen's representative.'*

However, the Governor-General has an essentially titular role as commander-in-chief, and the actual control of the ADF rests with the executive arm of the Australian Government through the Minister for Defence as set out in the *Defence Act 1903*. This includes the power to deploy the ADF on 'active service' ordinarily without recourse to the Parliament.

## Defence Act 1903

The *Defence Act 1903* and its accompanying subordinate legislation establishes the way in which the ADF is to be commanded and administered.

Section 8 of the *Defence Act 1903* states that the Minister shall have the general control and administration of the ADF. The Secretary of the Department of Defence (Secretary) and the Chief of the Defence Force (CDF) are both responsible to the Minister for Defence who has ultimate responsibility for the Defence portfolio. The Secretary and CDF are also responsible to the Minister for Defence Science and Personnel, the Minister for Defence Materiel and the Parliamentary Secretary for Defence in their respective Defence portfolio responsibilities.

Prior to November 1973, the Department of Defence did not exist in the form it does today. Instead there were separate civil and Service bureaucracies, each with its own Minister. Following a report in 1973 by the then Secretary of the Department of Defence, Sir Arthur Tange, these various 'bureaucracies' were combined pursuant to the *Defence Force Reorganisation Act 1975*. Central to this was the establishment of a 'diarchy' of the Secretary and CDF. Therefore, under section 9A of the amended *Defence Act 1903*, the Department of Defence is jointly administered by the Secretary and the CDF. This reflects that Defence is now jointly administered along civilian and military lines, with the Secretary and CDF having both separate and joint responsibilities and authority.

**Chapter 1 image:** Members of the Special Operations Task Group await a resupply amid the rugged mountains of Uruzgan, Afghanistan. © Defence Department



The Secretary is the principal civilian adviser to the Minister and carries out the functions of an agency head in the Australian Public Service (APS). As an agency head the Secretary has, on behalf of the Commonwealth, all the rights, duties and powers of an employer in respect of APS employees in Defence. The Minister looks to the Secretary for advice on policy, departmental issues and on the stewardship of Defence resources. This role arises directly from the exercise of statutory responsibilities under the *Public Service Act 1999* and the *Financial Management and Accountability Act 1997*.

On the other hand, CDF has primary responsibility for command of the ADF. This role is recognised by subsection 9 (2) of the *Defence Act 1903*, whereby CDF commands the ADF under direction of the Minister. CDF is also the principal military adviser to the Minister and provides advice on matters that relate to military activity, including military operations. The three Service Chiefs – Chief of Navy, Chief of Army and Chief of Air Force, appointed under subsection 9 (1) of the *Defence Act 1903* – are responsible to CDF for their respective Services.

### Defence assistance to the community and aid to the civil authorities

The Australian Government is able to use the ADF in domestic situations such as natural disasters. The ADF may be used to carry out tasks that are primarily the responsibility of civil authorities where such tasks are beyond the capacity of the civil community. These activities come under the *Counter Disaster and Emergency Assistance or Non-Emergency Assistance* categories of the *Defence Assistance to the Civil Community* (DACC) arrangements. DACC is only appropriate in circumstances where there is no likelihood that Defence personnel will be authorised to use force.

The Constitution enables two circumstances for aid to the civil authorities that may involve the use of military force in Australia. First, section 119 allows the States to request assistance from the Australian Government in situations where civil authorities are unable to deal with, for example major terrorist incidents. This is addressed by the *Defence Force Aid to the Civilian Authorities* (DFACA) arrangements contained in Part IIIAAA of the *Defence Act 1903*, inserted in 2000. This Part is concerned with the use of the ADF to protect Commonwealth interests and the States and self-governing Territories against ‘domestic violence’ and puts in place procedures and processes concerning when and how aid to the civil authorities can be utilised. In 2006, the Parliament amended the Act to improve the ADF’s capacity to deal with terrorist incidents in Australia. These amendments were designed to improve coordination mechanisms, enhance operational flexibility and clarify the legal powers and protections for ADF personnel when they are conducting operations in support of domestic security. The amendments also removed certain restrictions on the use of the ADF Reserve capability in support of domestic security.

The Commonwealth may also use the ADF to protect its own interests based on the ‘executive power’ provided in section 61 of the Constitution. This power extends to the ‘*execution and maintenance of this Constitution, and of the laws of the Commonwealth*’. In terms of DFACA, this is a residual power that exists outside the legislative framework created by Part IIIAAA.

### Other legislation

There are two other key pieces of legislation relevant to the Department of Defence. The first is the *Public Service Act 1999*, which establishes the APS, sets a framework for employment in the APS, defines key authorities within the APS, and fixes the rights and duties of public servants. The Secretary carries out the functions of an agency head within the APS and has all the rights, duties and powers of an employer in respect of APS employees in Defence. The *Public Service Act 1999* also sets out APS values and the APS code of conduct by which all Defence APS are required to comply.

The second is the *Financial Management and Accountability Act 1997* (FMA Act), which provides the framework for managing public money and property efficiently, effectively, economically and ethically. ADF personnel must comply with the requirements of the FMA Act. The Secretary is responsible for Defence under the FMA legislation except to the extent that the Chief Executive Officer of the Defence Materiel Organisation (DMO) has the FMA responsibility for the DMO, which is a ‘prescribed agency’, as defined in the FMA Act.

More broadly, the ADF and the Department of Defence must also generally comply with Commonwealth, State and Territory laws (unless an exemption has been given), including privacy, occupational health and safety, and anti-discriminatory legislation as well as any State and Territory legislation that is able to apply accordingly to its tenor and the Constitution.

## MILITARY JUSTICE SYSTEM

The military justice system consists of two separate but related elements—a discipline system and an administrative system. Both are essential to ADF operational effectiveness. The discipline system provides the framework for the investigation and prosecution of service offences committed under the *Defence Force Discipline Act 1982* (DFDA). The administrative system provides the mechanisms to support ADF policy, inquiries to establish facts relevant to the operation and command of the ADF and for the review and management of complaints of unacceptable behaviour.

The Australian Government implemented reforms to the military justice system following recommendations of the Senate Foreign Affairs, Defence and Trade References Committee report, *The effectiveness of Australia's military justice system* (2005). As a result, a permanent deployable Australian Military Court (AMC) was established on 1 October 2007 as the new military tribunal responsible for trying more serious and complex service offences under the DFDA. The AMC replaced the previous system of courts martial and Defence Force magistrates trials.

On 26 August 2009 the High Court of Australia ruled that the provisions of the DFDA establishing the AMC were invalid. The High Court's decision effectively removed the AMC from the military discipline structure. However, the military justice system was fully restored on 22 September 2009 to the system that existed before 1 October 2007.

The current system operates as an interim measure until a new Federal Court known as the Military Court of Australia can be established as a permanent replacement for the AMC. As of June 2011, the Department of Defence and the Attorney General's Department are working to finalise arrangements for a Military Court of Australia Bill to be introduced into Parliament.

### Defence Force Discipline System

The DFDA applies a uniform system of military discipline for ADF members across the three Services. Members of the ADF are subject to both the ordinary criminal law of Australia and to the disciplinary system provided for in the DFDA. Serious criminal offences committed by service personnel when not on operations are generally investigated and prosecuted by civilian authorities.

The discipline system provides for the investigation of alleged service offences, preferring of charges and the conduct of fair trials. The DFDA creates a hierarchy of service tribunals with the power to deal with and try predominantly ADF members on charges of service offences as defined in the DFDA. Foremost among these tribunals are courts martial—either general courts martial or restricted courts martial—which can try any charge under the DFDA. Defence Force magistrates have the same jurisdiction and powers as a restricted court martial. There are three levels of summary authority under the DFDA: superior summary authorities, commanding officers and subordinate summary authorities. This enables minor offences to be dealt with by officers and ensures that the more serious offences are dealt with by senior officers.

The Discipline Officer scheme is an additional discipline regime which deals with minor infringements specified in the DFDA. The purpose of this scheme is to avoid trials of offences which may be dealt with at a lower level, thereby avoiding the complexity associated with trials by service tribunals. The Discipline Officer scheme affords the member the benefit of being subject to reduced powers of punishment and not having a permanent record of offences.

The DFDA also provides a system of automatic review and internal petition against convictions and/or punishments. These are complementary to the availability of external appeal to the independent Defence Force Discipline Appeal Tribunal (comprising not less than three persons who hold office as a judge of a superior court) appointed under the *Defence Force Discipline Appeals Act 1955* against DFDA convictions by courts martial and Defence Force magistrates. A further appeal on a point of law lies from this Tribunal to the Federal Court of Australia and then, by special leave, to the High Court of Australia.

### Administrative System

The ADF has an administrative system to manage and maintain the expected standards of professional judgement, command and leadership in the ADF which will in turn foster operational effectiveness. Administrative action is

taken if professional conduct falls below a certain standard. The types of administrative action include counselling, formal warnings, censures, removal from command, and discharge from military service.

### Administrative Inquiries

Military administrative inquiries are provided for under *Defence (Inquiry) Regulations 1985*, which provide a framework for commanders to inquire into a matter concerning the part of the Defence Force that is under the command or control of that commander. This includes matters that have the potential to detract from the operational capability of the ADF. Military administrative inquiries are primarily concerned with determining facts and circumstances surrounding an incident or situation; they are not used to investigate disciplinary or criminal matters and do not directly result in the punishment of parties involved. For example, an independent civilian President presides over a (mandatory) CDF Commission of Inquiry in the case of the suicide or death of an ADF member arising out of or in the course of the member's service.

### Redress of Grievance and Other Complaints

The administrative system also includes a redress of grievance regime (Part 15 of the *Defence Force Regulations 1952*) that allows an ADF member to complain, subject to certain exceptions, about any decision, act or omission in relation to the member's service which the member considers is adverse or detrimental to him or her. There are a number of organisations, both internal and external, dealing with members who seek redress or make a complaint. These include the Fairness and Resolution Branch, the Inspector-General ADF, the Defence Force Ombudsman, the Australian Human Rights and Equal Opportunity Commission, and the Office of Federal Privacy Commissioner.

## AUSTRALIAN STRATEGIC POLICY

### 2009 Defence White Paper

Australia's strategic vision over the next two decades is articulated in the most recent Defence White Paper, *Defending Australia in the Asia Pacific Century: Force 2030* (White Paper 2009). This document aims to ensure that Defence capability requirements are guided by long-term strategic priorities, and are adequately funded. Upon its release, the Australian Government undertook to prepare new Defence White Papers at intervals of no greater than five years in order to review the balance of concepts and capabilities to meet emerging challenges in our strategic outlook.

White Paper 2009 describes the increasing uncertainty and complexity of Australia's strategic environment, emphasising the rise of regional powers and shifting power relativities in the Asia–Pacific region. It identifies four geographically-based strategic interests for Australia, in descending order of importance, for force structure purposes, that underpin a risk-based approach to defence planning:

- a secure Australia
- a secure immediate neighbourhood
- strategic stability in the Asia–Pacific region
- a stable, rules-based global security order.

Australia's defence strategy is founded on the principle of self-reliance in the direct defence of Australia and with regards to our unique strategic interests, but with a capacity to do more when required, within the limit of our resources, in relation to strategic interests shared with other states. These strategic interests are pursued within the context of Australia's international alliances and defence relationships. The most important is our alliance with the United States which is referred to in the White Paper 2009 as 'an integral element in our strategic posture'.

According to this strategy, the principal task for the ADF is to deter and defeat armed attacks on Australia by conducting independent military operations without relying on the armed forces of other countries. This means that the ADF will employ a predominately maritime military strategy to deny our air and sea approaches to credible adversaries in the defence of Australia, to the extent required to safeguard our territory, control critical sea lanes, and protect our population and infrastructure.

The second priority task for the ADF is to contribute to stability and security in the South Pacific and East Timor. This involves conducting military operations, in coalition with others (and as lead nation if necessary), including protecting our nationals, providing disaster relief and humanitarian assistance, and, on occasion, intervening to stabilise failing states.

The third priority task for the ADF is to contribute to military contingencies in the Asia–Pacific region, including assisting our Southeast Asian partners to meet external challenges, and meeting our alliance obligations to the United States as determined by the Australian Government at the time. The strategic changes within our region will mean that Australia should be prepared to make contributions—including potentially substantial ones—to such military contingencies in support of our strategic interests.

Finally, the ADF has to be prepared to make tailored contributions to military contingencies in the rest of the world, in support of efforts by the international community to uphold global security and a rules-based international order, where our interests align and where we have the capacity to do so.

### **Force Structure Review**

White Paper 2009 incorporates the findings of a classified Force Structure Review that analysed Defence capability priorities and the range of tasks likely to confront the ADF over the next twenty years. The review concluded that in order to secure our strategic interests and hedge against future uncertainty, the ADF of 2030 will require greater potency in the following areas: undersea warfare and anti-submarine warfare, surface maritime warfare (including air defence at sea), air superiority, strategic strike, special forces, Intelligence Surveillance Reconnaissance (ISR), and the emerging area of cyber warfare.

Under plans announced by the government in White Paper 2009, the ADF combat weight is set to increase over the medium term. In particular, it aspires to a significant expansion of Australia's maritime capabilities which calls for a doubling of the size of the submarine fleet, and larger and more capable surface vessels than are currently operated by Navy. These include new DDG guided missile destroyer (Air Warfare Destroyer) and LHD amphibious ship programs already underway.

Army will be capable of providing a higher level of combat power through the acquisition of a range of deployable protected vehicles, new battlefield lift helicopters, modern networking across the battlefield down to the infantry section level, and enhancements to various weapons programs.

Air Force will continue to pursue projects previously contained in the Defence Capability Plan to improve its combat effectiveness. Included is the purchase of around 100 Joint Strike Fighter aircraft, commissioning into service of the force multiplier capabilities provided by the Wedgetail airborne early warning and control platform and KC-30A multi-role tanker transports, and improving data fusion processes to develop a more comprehensive picture of Australian airspace.

The so-called 'Force 2030' will also see advances in joint ADF command and control, networking across the joint force, intelligence collection and analysis, and logistics support.

### **Strategic Reform Program and White Paper funding**

As part of the White Paper development process, the Australian Government also commissioned eight internal 'Companion Reviews' into the business processes and structures of Defence, including: information and communications technology (ICT); logistics; preparedness, personnel and operating costs; estate management; workforce; science and technology; capability development; and industry capacity. These were complemented by a Review of Intelligence Capabilities (Brady Review) and a Defence Procurement and Sustainment Review (Mortimer Review). The recommendations of these reviews were harmonised with the results of a 2008 independent Audit of the Defence Budget (Pappas Report), and collectively form the basis of the decade-long Strategic Reform Program (SRP—see Chapter 3) designed to create efficiencies and generate \$20.6 billion in gross savings across the entire Defence enterprise.

Central to the plans laid out in White Paper 2009 is a new Defence funding regime that has three main elements: 3% real average annual growth in the Defence budget to 2017–18, 2.2% real annual growth in the Defence budget from 2018–2030, and 2.5% fixed indexation to the Defence budget from 2009–10 to 2030 (later deferred in the 2009–10 Defence budget to accommodate the fiscal impact of the Global Financial Crisis). In addition, Defence was directed by the government to reinvest savings from the SRP in order to remediate present deficiencies and to help pay for new White Paper initiatives.

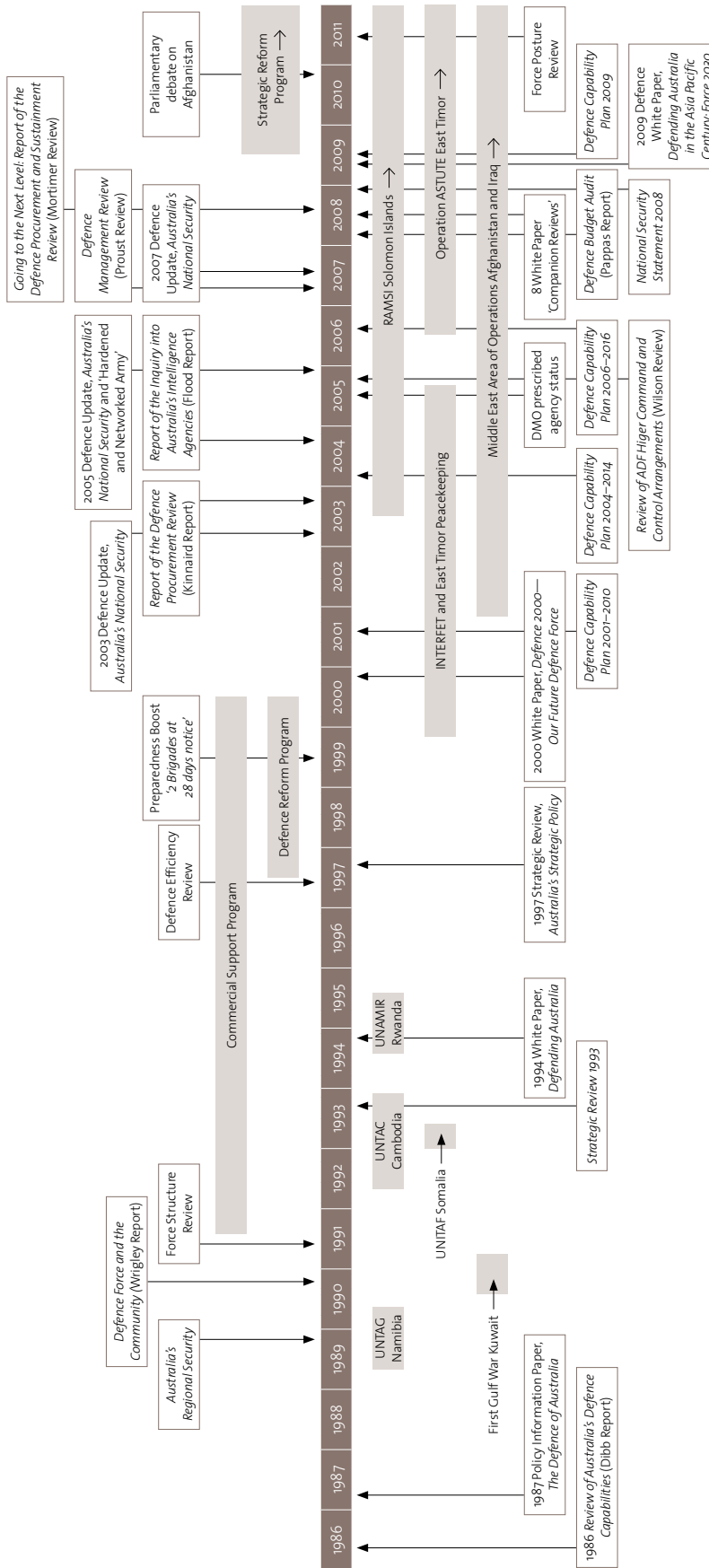


# AUSTRALIA'S MARITIME BOUNDARIES




# DEFENCE TIME LINE

The figure below charts the key events and policy milestones for Defence from 1986 to the present.



# INVESTING IN AUSTRALIA'S DEFENCE INDUSTRY. 6,000 TIMES OVER.



BAE Systems has more than 6,000 employees proudly working to support the Australian Defence Force. Like Nina, a member of our satellite communications team who works to keep our Australian Defence Force connected wherever our armed forces operate.

The skills she is developing will make her invaluable to our company and Australia's defence industry. Today and tomorrow.

**BAE SYSTEMS**

REAL COMMITMENT. REAL ADVANTAGE.



CHAPTER

# 2

## AUSTRALIAN DEFENCE FORCE



## ADF COMMAND ARRANGEMENTS

### Higher Command

Australia's command structure has four levels: national strategic, military strategic, operational and tactical. The highest level of command—national strategic—is the preserve of the executive arm of the Australian Government. The National Security Committee of Cabinet (NSC), chaired by the Prime Minister, is the paramount decision making body on defence, foreign policy and domestic security. The NSC consists of the Prime Minister, Deputy Prime Minister, Treasurer, Minister for Defence (MINDEF), Minister for Foreign Affairs and the Attorney-General. It meets as required to consider major issues and strategic developments of relevance to Australia's national security interests.

Other members of Cabinet may be co-opted to the NSC when specific issues relevant to their portfolios are being addressed. In addition, senior officials attend most NSC meetings, including: the Secretaries of the Departments of Prime Minister and Cabinet (PM&C), Defence (SECDEF), and Foreign Affairs and Trade, the Directors General of the Australian Security and Intelligence Organisation and the Office of National Assessments, CDF and the National Security Adviser (NSA). Supporting the work of the NSC is the Secretaries Committee on National Security that is co-chaired by the Secretary of PM&C and NSA, and comprises the heads of departments and agencies engaged in national security.

The executive arm of the Australian Government has control of the ADF through MINDEF, who is subject to decisions of Cabinet and the NSC. Below the Minister, at the military strategic level, CDF and SECDEF develop and implement plans and programs to give effect to direction from government.

### ADF Command and Control Arrangements

#### *Background*

The ADF has completed its phased transition from the previous component based model to an integrated model of command and control as recommended by the 2005 Review of ADF Higher Command and Control Arrangements (Wilson Review). This resulted in the establishment of a new Headquarters Joint Operations Command (HQJOC) facility near Bungendore, New South Wales, in late 2008.

Another key change in this process has been the creation of a new three star position in October 2007 to enable the division of responsibilities of the Vice Chief of the Defence Force (VCDF) in his erstwhile role as Chief of Joint Operations (CJOPS), between two officers. This followed the 2007 Defence Management Review (Proust Review), and enables the VCDF to focus on ADF commitments and joint capability management while CJOPS focuses on the command of all ADF operations and major joint exercises.

The arrangements stemming from the Wilson and Proust Reviews are already in place and functioning. The transition was completed when HQJOC Bungendore became fully operational on 31 March 2009. This dedicated command and control facility accommodates around 500 staff.

#### *Command*

CDF has full command of the ADF under direction of MINDEF. Under CDF, the new organisation separates the command of operations from the Raise Train Sustain (RTS)<sup>1</sup> of force elements by the single Services. This is designed to create greater efficiencies and clear lines of accountability by eliminating the 'dual-hatting' of component commanders<sup>2</sup> inherent in the previous component based model.

VCDF focuses on Defence business at the strategic level, specifically to support the Australian Government and CDF by deputising for the latter as directed, and as the ADF's joint capability manager. Key functions include developing policy guidance on future commitments to enable CDF to manage the operating tempo of the ADF, which is done through Head Military Strategic Commitments (HMSC) for matters relating to ADF operations.

<sup>1</sup> RTS is defined as the generation, preparation and maintenance of Defence capability by designated capability managers at the level of capabilities specified in preparedness directives and, as required, to support operations.

<sup>2</sup> The previous component commanders were the Maritime Commander, Land Commander and Air Commander.

**Chapter 2 image:** The M1 Abrams Main Battle Tank, from the 1st Armoured Regiment kicks up dust during Exercise Hamel at the Townsville Field Training Area. © Defence Department

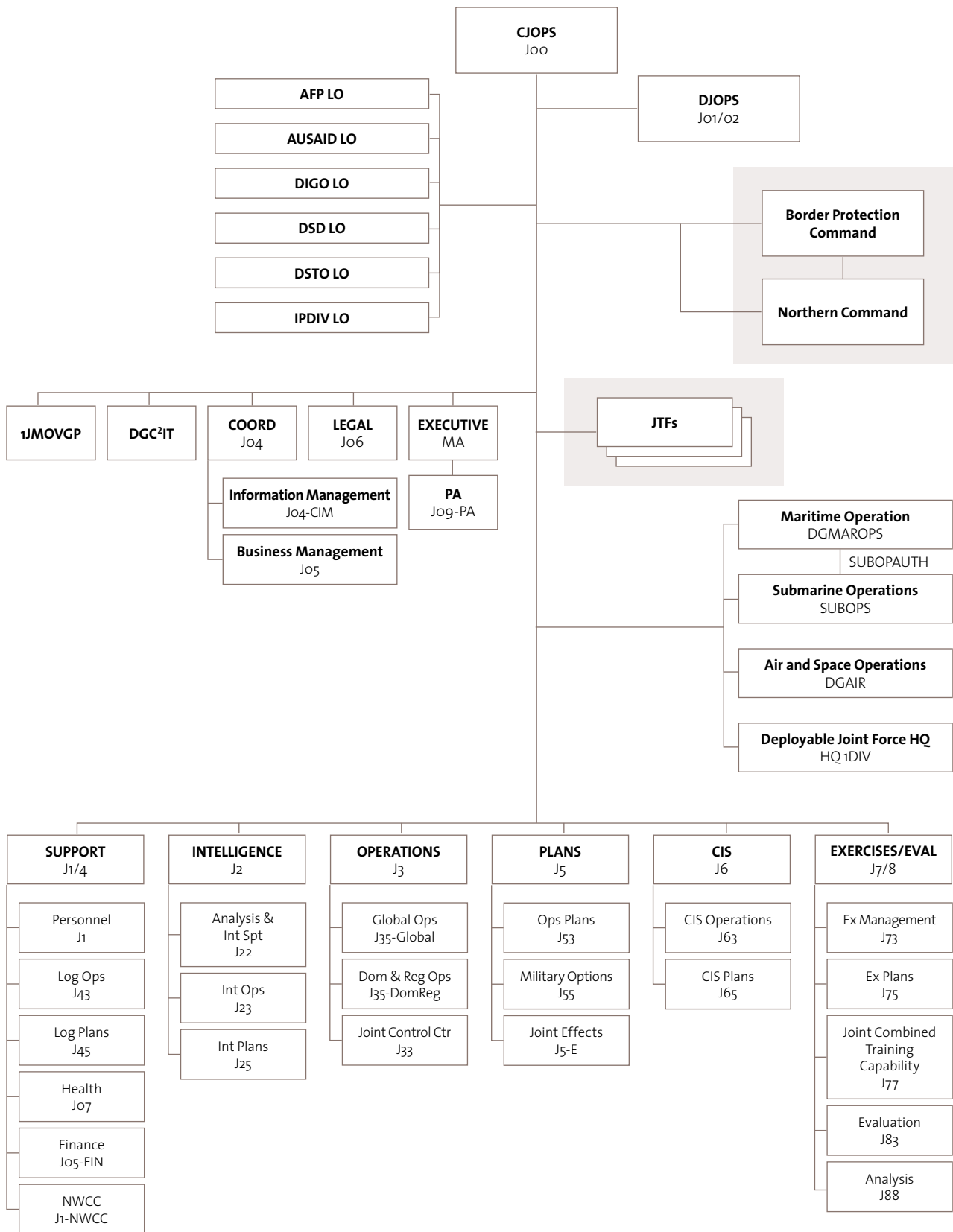


## ***Control***

ADF operations are controlled by CJOPS through a single, integrated joint headquarters designated HQJOC that is organised around three key groupings: plans, operations and support. These groupings operate in a matrix system containing cells that provide a range of expertise. Service HQs and other Defence and Australian Government agencies provide specialist advice as required. HQJOC incorporates a single ADF '24/7' Joint Control Centre.

The core role of HQJOC is to plan, monitor and control ADF operations, specified exercises and other activities, in order to enable CJOPS to command assigned forces and fulfil his various responsibilities. MSC issues CDF planning guidance and articulates CDF intent and level of ADF commitment that may be required for a particular contingency. HQJOC develops the military options and plans that will then be passed up through MSC for CDF and government decision. Following these decisions, HQJOC provides the control and monitoring functions to enable CJOPS to exercise command. HQJOC is further responsible for monitoring the RTS activities on behalf of the Service Chiefs and contributing to the development of ADF doctrine. The current structure is shown in the following diagram.

**Figure: Headquarters Joint Operations Command (HQJOC) structure**



## ADF ORDER OF BATTLE

### NAVY

#### Major Surface Combatant<sup>1</sup>

**Role:** Long-range escorts with combat capabilities in all three primary warfare areas—air, surface and undersea—that can provide limited combined, coalition and joint ADF command and control facilities. They can embark an aviation flight, and are able to sustain independent operations in remote areas for extended periods. Major surface combatants are essential force elements in any Task Organisation where the ADF deploys for contingencies across the spectrum of maritime operations.

Class/Specifications	Armament	Force size	Name/Pennant Number	Comm.	Base
<b>Adelaide Class Guided Missile Frigate FFG<sup>2</sup></b> (US <i>Oliver Hazard Perry</i> ) Displacement: 4,100 tonnes Length: 138 metres Beam: 13.7 metres Draft: 7.5 metres Propulsion: 2×General Electric LM2500 gas turbines driving a single controllable pitch propeller Speed: 30 knots Range: 4,500 nautical miles Ship's company: 186 (205 with helicopter detachment)	Mk 13 guided missile launch system with SM-2 medium range surface-to-air missile and Harpoon anti-ship missile, Mk 41 vertical launch system with Evolved Sea Sparrow short range surface-to-air missile, 76 mm rapid fire gun, 20 mm Phalanx Mk 15 close-in weapons system, 2×Mk 32 triple tubes with Mk 46 lightweight torpedo <sup>3</sup> , 6×.50 cal machine guns, Nulka decoy system, Chaff and IR Softkill System, 2×embarked helicopters	4	HMAS <i>Darwin</i> FFG 04	21/07/1984	Sydney, NSW
			HMAS <i>Melbourne</i> FFG 05	15/02/1992	Sydney, NSW
			HMAS <i>Newcastle</i> FFG 06	11/12/1993	Sydney, NSW
			HMAS <i>Sydney</i> FFG 03	29/01/1983	Sydney, NSW
<b>Anzac Class Frigate FFH<sup>4</sup></b> (German <i>Meko 200</i> ) Displacement: 3,600 tonnes Length: 118 metres Beam: 14.8 metres Draft: 4.35 metres Propulsion: Combined diesel or gas (CODOG)—General Electric LM2500 gas turbine, 2×MTU12V1163 diesel engines driving two controllable pitch propellers Speed: 27 knots Range: 6,000 nautical miles Ship's company: 164	Mk 41 vertical launch system with Evolved Sea Sparrow short range surface-to-air missile, 8×canister launched Harpoon anti-ship missile, 5 inch (127 mm) rapid fire gun, 2×Mk 32 triple tubes with MU90 lightweight torpedo, 6×.50 cal machine guns, Nulka decoy system, SRBOC self defence system, embarked helicopter	8	HMAS <i>Anzac</i> FFH 150	13/05/1996	Garden Island, WA
			HMAS <i>Arunta</i> FFH 151	12/12/1998	Garden Island, WA
			HMAS <i>Ballarat</i> FFH 155	26/06/2004	Sydney, NSW
			HMAS <i>Parramatta</i> FFH 154	4/10/2003	Sydney, NSW
			HMAS <i>Perth</i> FFH 157	28/08/2006	Garden Island, WA
			HMAS <i>Stuart</i> FFH 153	17/08/2002	Sydney, NSW
			HMAS <i>Toowoomba</i> FFH 156	8/10/2005	Garden Island, WA
			HMAS <i>Warramunga</i> FFH 152	28/03/2001	Garden Island, WA

## Naval Aviation<sup>5</sup>

**Role:** Embarked Naval Aviation assets enhance the capabilities of major surface combatants and are an integral part of the sensor and weapon systems of the parent ship. Helicopters are used for undersea warfare (anti-submarine), reconnaissance, surveillance, maritime support, search and rescue, medical evacuation, electronic warfare and aircrew training.

Squadron	Capability	Aircraft/Specifications	Armament	Force size	Base
723 SQN	Aircrew basic rotary wing training	<b>Eurocopter AS350BA Squirrel<sup>6</sup></b> Weight: 2,100 kg (maximum) Range: 555 km Engine: Aerospatiale Turbomeca Arriel 1B turboshaft Speed: 260 kph Crew: 2 to 4		13	Nowra, NSW
		<b>AgustaWestland A109E Power<sup>7</sup></b> Weight: 3,000 kg (maximum) Range: 948 km Engine: 2×Pratt and Whitney PW206C or 2×Turbomeca Arrius 2K-1 turboshafts Speed: 285 kph Crew: 1		3	
816 SQN	Anti-submarine warfare and surface surveillance embarked helicopters and operational training	<b>Sikorsky S-70B-2 Seahawk</b> Weight: 9,473 kg (maximum) Range: 1,295 km Engines: 2×General Electric T-700 turboshaft Speed: 330 kph Crew: 3 (pilot, tactical coordinator and sensor operator)	Mk 46 lightweight torpedo, 7.62 mm machine gun	16	Nowra, NSW
817 SQN	Maritime support embarked helicopters and operational training	<b>Westland Mk 50A Sea King<sup>8</sup></b> Weight: 9,525 kg (maximum) Range: 925 km Engines: 2×Rolls Royce Gnome gas turbines Speed: 230 kph Crew: 4 (2×pilots, tactical coordinator and aircrewman)	7.62 mm machine gun	6	Nowra, NSW

## Patrol Boat

**Role:** The patrol boat force provides a patrol, response and surveillance capability that contributes to Coastwatch's civil surveillance program through Border Protection Command with tasking coordinated by Northern Command. Tasks include general surveillance, fisheries patrol, wildlife and environmental protection, preventing illegal importation and unauthorised boat arrivals, and protection of offshore energy infrastructure. Patrol boats can also be used for insertion and extraction of Special Operations elements and Army patrols along the Australian coastline.

Class/Specifications	Armament	Force size	Name/Pennant Number	Comm.	Base
<b>Armidale Class Patrol Boat ACPB</b> Displacement: 270 tonnes Length: 56.8 metres Beam: 9.68 metres Draft: 2.25 metres Propulsion: 2×MTU16V4000M70 diesel engines driving twin screws through ZF transmissions Speed: 25 knots Range: 3,000 nautical miles Ship's company: 21	1×25 mm Typhoon stabilised gun, 2×.50 cal machine guns	14	HMAS <i>Albany</i> ACPB 86	15/07/2006	Darwin, NT
			HMAS <i>Ararat</i> ACPB 89	10/11/2006	Darwin, NT
			HMAS <i>Armidale</i> ACPB 83	24/06/2005	Darwin, NT
			HMAS <i>Bathurst</i> ACPB 85	10/02/2006	Darwin, NT
			HMAS <i>Broome</i> ACPB 90	10/02/2007	Darwin, NT
			HMAS <i>Bundaberg</i> ACPB 91	3/03/2007	Cairns, Qld
			HMAS <i>Childers</i> ACPB 93	7/07/2007	Cairns, Qld
			HMAS <i>Glenelg</i> ACPB 96	22/02/2008	Darwin, NT
			HMAS <i>Larrakia</i> ACPB 84	10/02/2006	Darwin, NT
			HMAS <i>Launceston</i> ACPB 94	22/09/2007	Cairns, Qld
			HMAS <i>Maitland</i> ACPB 88	29/09/2006	Darwin, NT
			HMAS <i>Maryborough</i> ACPB 95	8/12/2007	Darwin, NT
			HMAS <i>Pirie</i> ACPB 87	29/07/2006	Darwin, NT
			HMAS <i>Wollongong</i> ACPB 92	23/06/2007	Cairns, Qld

## Submarine

**Role:** Maritime strike and interdiction, undersea warfare, surveillance, intelligence gathering, and clandestine deployment of Special Operations elements.

Class/Specifications	Armament	Force size	Name/Pennant Number	Comm.	Base
<b>Collins Class Submarine SSG<sup>9</sup></b> Displacement: 3,350 tonnes (submerged) 3,050 (surfaced) Length: 77.8 metres Diameter: 7.8 metres Draft: 6.8 metres Propulsion: Jeumont Schneider main motor, 3×Hedemora/Garden Island Type V18B/14 diesel engines, 3×Jeumont Schneider generators, shaft with skew back propeller, and McTaggart Scott dm 43006 hydraulic motor for emergency propulsion Speed: >20 knots (submerged) >10 knots (surfaced) Range: 400 nautical miles (submerged) 11,500 nautical miles (surfaced) Diving depth: >180 metres Ship's company: 58	6×forward tubes capable of launching Sub-Harpoon anti-ship missile, Mk 48 heavyweight torpedo and Mk 48 Mod 7 ADCAP CBASS heavyweight torpedo	6	HMAS <i>Collins</i> SSG 73	27/07/1996	Garden Island, WA
			HMAS <i>Dechaineux</i> SSG 76	23/02/2001	Garden Island, WA
			HMAS <i>Farncomb</i> SSG 74	31/01/1998	Garden Island, WA
			HMAS <i>Rankin</i> SSG 78	29/03/2003	Garden Island, WA
			HMAS <i>Sheean</i> SSG 77	23/02/2001	Garden Island, WA
			HMAS <i>Waller</i> SSG 75	10/07/1999	Garden Island, WA



---

## Afloat Support

---

**Role:** Afloat support consists of an oil tanker and a replenishment ship that serve as force multipliers for the major surface combatants and embarked helicopters, extending range and time at sea by replenishing them with fuel, stores and ammunition while underway. These vessels also provide logistic support to deployed land forces and have utility in a range of peacetime national tasks.

Class/Specifications	Armament	Force size	Name/Pennant Number	Comm.	Base
<p><b>Auxiliary Tanker AO</b></p> <p>Displacement: 46,017 tonnes (full) 8,585 tonnes (light)</p> <p>Length: 191.3 metres</p> <p>Beam: 32 metres</p> <p>Draft: 11 metres</p> <p>Propulsion: 1xHyundai MAN B&amp;W diesel engine, 1xdirect drive shaft</p> <p>Speed: 16 knots</p> <p>Range: 16,000 nautical miles</p> <p>Ship's company: 60</p>	5x.50 cal machine guns	1	HMAS <i>Sirius</i> O 266	16/09/2006	Garden Island, WA
<p><b>Auxiliary Oiler Replenishment AOR</b> (French <i>Durance</i>)</p> <p>Displacement: 18,000 tonnes (full load)</p> <p>Length: 157.2 metres</p> <p>Beam: 21.2 metres</p> <p>Draft: 8.6 metres</p> <p>Propulsion: 2xindependent propulsion systems, each consisting of a SEMT-Pielstick 16 PC2-5V on-reversing medium speed diesel engine</p> <p>Speed: 19 knots</p> <p>Range: 8,616 nautical miles</p> <p>Ship's company: 220</p>	7x.50 cal machine guns	1	HMAS <i>Success</i> OR 304	23/04/1986	Sydney, NSW

---

## Mine Warfare

**Role:** Mine counter-measures, maintain a capability to lay mines, ordnance disposal and clandestine maritime tactical operations. Coastal mine hunters also provide a maritime patrol and surveillance capability.

Class/Specifications	Armament	Force size	Name/Pennant Number	Comm.	Base
<b>Huon Class Coastal Minehunter MHC</b> (Italian <i>Lirici/Gaeta</i> )	30 mm DS30B rapid fire gun, 2×SUTEC Double Eagle mine disposal vehicles, 2×50 cal machine guns and Super Barricade ECM	6	HMAS <i>Diamantina</i> M 86	4/05/2002	Sydney, NSW
Displacement: 720 tonnes			HMAS <i>Gascoyne</i> M 85	2/06/2001	Sydney, NSW
Length: 52.5 metres			HMAS <i>Hawkesbury</i> M 83	12/02/2000	Sydney, NSW
Beam: 9.9 metres			HMAS <i>Huon</i> M 82	15/05/1999	Sydney, NSW
Draft: 4.87 metres			HMAS <i>Norman</i> M 84	26/08/2000	Sydney, NSW
Propulsion: Fincantieri GMT diesel engine (single shaft), 3×Riva Calzoni electro-hydraulic auxiliary propulsion units			HMAS <i>Yarra</i> M 87	1/03/2003	Sydney, NSW
Speed: 14 knots					
6 knots (auxiliary propulsion)					
Range: 1,700 nautical miles					
Ship's company: 36					
<b>Auxiliary Mine Sweeper MSA</b>		2	HMAS <i>Bandicoot</i> Y 298	1/08/1990	Sydney, NSW
Displacement: 242 tonnes			HMAS <i>Wallaroo</i> Y 299	1/08/1990	Sydney, NSW
Length: 29 metres					
Beam: 8.5 metres					
Draft: 3.43 metres					
Speed: 11 knots					
Range: 4,490 nautical miles					
Ship's company: 9					
<b>Clearance Diving Team</b>		2	AUSTCDT 1		Sydney, NSW
			AUSTCDT4		Garden Island, WA

---

## Amphibious Lift<sup>10</sup>

---

**Role:** The capability for amphibious lift comprises an amphibious landing ship, a heavy landing ship and six heavy landing craft. The major fleet units provide amphibious lift and support to landing forces. Their inherent capability for command and control, communications, helicopter flights and medical support make them versatile amphibious platforms for joint ADF operations and a wide range of peacetime national tasks.

Class/Specifications	Armament	Force size	Name/Pennant Number	Comm.	Base
<b>Kanimbla Class Amphibious Landing Ship LPA<sup>11</sup></b> (US <i>Newport</i> ) Displacement: 8,534 tonnes (full load) Length: 159.2 metres Beam: 21.2 metres Draft: 5.3 metres Propulsion: 6×ALCO V16 diesel engines (3 engines per shaft) Speed: 22 knots Range: 14,000 nautical miles Ship's company: 240	20 mm Phalanx Mk 15 close-in weapons system, 6×.50 cal machine guns, SRBOC self defence system	1	HMAS <i>Kanimbla</i> L 51	25/11/1994	Sydney, NSW
<b>Heavy Landing Ship LSH</b> (UK <i>Sir</i> ) Displacement: 5,800 tonnes (full load) Length: 127 metres Beam: 18 metres Draft: 4.9 metres Propulsion: 2×Mirrlees Blackstone KDMR8 diesel engines Speed: 16 knots Range: 8,000 nautical miles Ship's company: 150	2×mini typhoon guns, 6×.50 cal machine guns	1	HMAS <i>Tobruk</i> L 50	23/04/1981	Sydney, NSW
<b>Balikpapan Class Heavy Landing Craft LCH<sup>12</sup></b> Displacement: 316 tonnes Length: 44.5 metres Beam: 10.1 metres Draft: 2 metres Propulsion: 2×Caterpillar diesel engines Speed: 9 knots Range: 2,280 nautical miles (150 tonne load) Ship's company: 13	2×.50 cal machine gun	6	HMAS <i>Balikpapan</i> L 126 HMAS <i>Betano</i> L 133 HMAS <i>Brunei</i> L 127 HMAS <i>Labuan</i> L 128 HMAS <i>Tarakan</i> L 129 HMAS <i>Wewak</i> L 130	27/09/1974 8/02/1974 5/01/1973 9/03/1973 15/06/1973 10/08/1973	Darwin, NT Darwin, NT Cairns, Qld Cairns, Qld Cairns, Qld Cairns, Qld

---

## Hydrographic, Meteorological and Oceanographic Operations<sup>13</sup>

**Role:** Hydrographic, meteorological and oceanographic operations for the production of maritime military geospatial information for the ADF. This Force Element Group is also responsible for national hydrographic surveying and charting.

Class/Specifications	Armament	Force size	Name/Pennant Number	Comm.	Base
<b>Leeuwin Class Hydrographic Ship AGS</b> and embarked survey motor boats Displacement: 2,550 tonnes Length: 71.1 metres Beam: 15.2 metres Draft: 4.4 metres Propulsion: 4×Rushton diesel generators, 2×electric propulsion motors Speed: >12 knots Range: 8,000 nautical miles Ship's company: 46	.50 cal machine guns, embarked helicopter	2	HMAS <i>Leeuwin</i> A 245	27/05/2000	Cairns, Qld
			HMAS <i>Melville</i> A 246	27/05/2000	Cairns, Qld
<b>Paluma Class Survey Motor Launch SML</b> Displacement: 320 tonnes Length: 36.6 metres Beam: 13.7 metres Draft: 1.9 metres Propulsion: 2×Detroit V12 diesel engines Speed: 12 knots Range: 3,500 nautical miles Ship's company: 18 (including trainees)		4	HMAS <i>Benalla</i> A 04	20/09/1990	Cairns, Qld
			HMAS <i>Mermaid</i> A 02	4/12/1989	Cairns, Qld
			HMAS <i>Paluma</i> A 01	27/02/1989	Cairns, Qld
			HMAS <i>Shepparton</i> A 03	24/01/1990	Cairns, Qld
<b>De Havilland Canada (DHC) Dash 8 – 200 Laser Airborne Depth Sounder (LADS) aircraft</b> Role: Survey Weight: 15,650 kg Range: 3,219 km (survey sortie 7.5 hours) Engines: 2×Pratt and Whitney Canada PW123 engines Speed: 269 to 324 km/h (survey speed) Crew: 4 (2×contract aircrew, 2×survey crew)		1	LADS Unit VH-LCL	Delivered 9/11/2009	Cairns, Qld

### Notes:

- Three new Australian-built, Aegis equipped Hobart Class Guided Missile Destroyers (Air Warfare Destroyers)—HMA Ships Hobart, Brisbane and Sydney—based on the Spanish Navantia F104 ship design will provide an area air defence capability, with the first ship to be delivered in December 2015 (project SEA 4000). The Hobart Class will be armed with SM-6 air defence missiles and land-attack cruise missiles.
- HMA Ships Sydney, Melbourne, Darwin and Newcastle have been upgraded with enhanced sensors and armed with the SM-2 air defence missile (project SEA 1390) and the Evolved Sea Sparrow Missile (ESSM) system (project SEA 1428).
- The Mk 46 lightweight torpedo will be replaced with the new MU90/Impact lightweight torpedo that is already integrated into the Anzac Class frigates (project JP 2070).
- Anzac Class frigates are being progressively upgraded with enhanced sensors and armed with a Harpoon anti-ship missile capability (project SEA 1348) and the ESSM system (project SEA 1428).
- The Australian Government is acquiring a fleet of 24 Sikorsky MH-60R Seahawk 'Romeo' naval combat helicopters to arrive between 2014 and 2020 to replace the Seasprite helicopter project (cancelled in March 2008) and the current fleet of Seahawk helicopters (project AIR 9000 Phase 8).
- 12 aircraft are operated, one aircraft is held as attrition spare.
- Three A109E Power civilian helicopters are leased by Navy to retain and motivate junior aircrew
- The Sea King helicopters are to be retired in 2011 and replaced with rotary wing aircraft from a fleet of 46 new MRH-90 helicopters shared with Army (project AIR 9000).
- The Mk 48 Mod 7 Advanced Capability Common Broadband Advanced Sonar System (ADCAP CBASS) heavyweight torpedo (project SEA 1429) and a new tactical combat system and associated infrastructure are progressively being installed in all Collins Class submarines to 2013 (project SEA 1439).
- The amphibious fleet suffered a critical failure of availability in February 2011. An interim capability will be provided through various ad hoc measures and the purchase of the former UK Royal Fleet Auxiliary (RFA) Largs Bay, a 16,000 tonne Landing Ship Dock which is expected to become operational in early 2012. A new class of two medium-sized (27,000 tonnes) Landing Ship Helicopter and Dock (LHD) amphibious vessels—HMA Ships Canberra and Adelaide—based on the Spanish Navantia BPE ship design are currently under construction and will be commissioned from 2014, replacing HMAS Kanimbla and HMAS Tobruk (project JP 2048).
- HMAS Manoora was decommissioned on 27 May 2011 and its sister ship, HMAS Kanimbla, will be unavailable for an extended period due to ongoing maintenance.
- The Balikpapan Class vessels will be replaced with six ocean-going heavy landing craft with greater range and speed (project JP 2048 Phase 5).
- The Hydrographic component is supported by the Australian Hydrographic Office (AHO) in Wollongong, NSW, and also comprises a deployable geospatial support team. Meteorological and oceanographic support is provided by mobile teams, the Operational Meteorological and Oceanographic Centre, the Defence Oceanographic Data Centre and the Naval Air Station Weather and Oceanographic Centre in Nowra, NSW.

## Basic Navy Structure

### Organisation

Task Force

Task Group

Task Unit

Task Element

*Note: When conducting operations, the Fleet Commander organises the Fleet in a temporary command structure known as a Task Organisation. The Task Organisation is a hierarchy of operational units, usually covering one Task Force (TF) which is then divided and sub-divided into subordinate units called Task Group (TG), Task Unit (TU), and Task Element (TE) (subordinate elements will be assigned a number based upon the command structure). Each component will be logically numbered (1–99) to indicate its position in the organisation.*

## ARMY

### Special Operations

**Role:** Provides high readiness forces that are task organised to conduct special reconnaissance, offensive strike, counter-terrorism and consequence management, and non-combatant evacuation and recovery operations. Special Operations forces exploit deception and surprise, employing techniques that are discreet, non-escalatory, and avoid collateral damage.

(Sub-)Unit	Capability	Major equipment	Base
<i>Special Operations Command:</i>			
SO HQ	Command headquarters		Bungendore, NSW
SASR	Special air service regiment	Perentie long range patrol vehicle <sup>1</sup>	Swanbourne, WA
1 Cdo Regt	Commando regiment (integrated) <sup>2</sup>		Randwick, NSW
2 Cdo Regt	Commando regiment		Holsworthy, NSW
IRR	Incident response regiment		Holsworthy, NSW
152 Sig Sqn	Signals squadrons		Swanbourne, WA
126 Cdo Sig Sqn			Holsworthy, NSW
301 Sig Sqn	Signals squadron (reserve)		Randwick, NSW
Special Operations Logistics Squadron	Special operations combat service support		Banksmeadow, NSW
Special Forces Training Centre	Combat training centre		Singleton, NSW

### Medium Combined Arms

**Role:** Provides combined arms teams from company to battalion size that are drawn from armoured, mechanised infantry, medium artillery, combat engineers and combat support units. The medium combined arms teams can also incorporate additional manoeuvre elements from other force element groups to tailor force packages as required. These forces use surprise, offensive action and concentration of force in order to disrupt or destroy enemy forces' plans, cohesion and morale.

Formation/Unit	Capability	Major equipment	Base
<i>1st Brigade (1 Bde):</i>			
HQ 1 Bde	Brigade headquarters		Palmerston, NT
1 Armd Regt	Armoured regiment	M1A1 AIM SA Abrams main battle tank (MBT)	Palmerston, NT
2nd Cavalry Regiment (2 Cav Regt)	Cavalry regiment	Australian light armoured vehicle (ASLAV)	Palmerston, NT
5 RAR	Mechanised infantry battalions	M113 armoured personnel carrier (APC) Bushmaster protected mobility vehicle (PMV)	Palmerston, NT
7 RAR <sup>3</sup>		M113 APC Bushmaster PMV	Edinburgh, SA
8th/12th Medium Regiment (8/12 Mdm Regt)	Medium artillery regiment	M198 medium howitzer <sup>4</sup> L119 Hamel light field gun <sup>4</sup>	Palmerston, NT
1 Combat Engineer Regiment (CER), 1 Combat Signal Regiment (CSR) 1 Combat Service Support Battalion (CSSB)	Combat and logistic support units		Palmerston, NT

## Light Combined Arms

**Role:** Provides combined arms teams from company to battalion size that are drawn from light infantry units, an armoured sub-unit, light artillery, combat engineers and combat support units. The light combined arms teams can also incorporate additional manoeuvre elements from other Army, Navy and Air Force force element groups to tailor force packages as required. These forces are rapidly deployable by tactical and strategic lift, and have utility across the spectrum of conflict.

Formation/Unit	Capability	Major equipment	Base
<i>3 Bde:</i>			
HQ 3 Bde	Brigade headquarters		Townsville, Qld
B Sqn 3/4 Cav Regt	Armoured mobility for 2 infantry companies	Bushmaster PMV	Townsville, Qld
1 RAR	Light infantry battalions		Townsville, Qld
2 RAR			Townsville, Qld
3 RAR <sup>5</sup>	Parachute infantry battalion		Holsworthy, NSW
4th Field Regiment (4 Fd Regt)	Field artillery regiment	L119 Hamel light field gun <sup>4</sup>	Townsville, Qld/ Holsworthy, NSW
3 CER	Combat and logistic support units		Townsville, Qld
3 CSR			Townsville, Qld
3 CSSB			Townsville, Qld

## Army Aviation

**Role:** Provides aircraft for mobility through tactical troop lift, counter-terrorist support and reconnaissance operations.

Formation/(Sub-)Unit	Capability	Aircraft	Base
<i>16 Avn Bde:</i>			
HQ 16 Avn Bde	Brigade headquarters		Enoggera, Qld
HQ 6 Avn Regt <sup>6</sup>	Aviation regiment headquarters		Holsworthy, NSW
171 Avn Sqn <sup>7</sup>	Tactical transport squadron	S-70A-9 Blackhawk battlefield helicopter	Holsworthy, NSW
HQ 1 Avn Regt	Aviation regiment headquarters		Darwin, NT
161 Recon Sqn <sup>8</sup>	Reconnaissance squadrons	Tiger armed reconnaissance helicopter (in delivery)	Darwin, NT
162 Recon Sqn <sup>8</sup>		B-206 B1 Kiowa light utility and reconnaissance helicopter Tiger armed reconnaissance helicopter (in delivery)	Darwin, NT
HQ 5 Avn Regt	Aviation regiment headquarters		Townsville, Qld
A Sqn <sup>9</sup>	Tactical transport squadrons	MRH-90 troop lift helicopter (in delivery)	Townsville, Qld
B Sqn		S-70A-9 Blackhawk battlefield helicopter	Townsville, Qld
C Sqn	Battlefield support squadron	CH-47D Chinook medium lift helicopter	Townsville, Qld

---

## Combat Support and Intelligence, Surveillance, Target Acquisition and Reconnaissance<sup>10</sup>

---

**Role:** Provides force-level surveillance and target acquisition, electronic warfare, intelligence, force-level construction engineer support, ground-based air defence weapon systems to defend airspace and mobile surveillance and reconnaissance forces in support of the national surveillance effort.

Formation/Unit	Capability	Base
<i>6 Bde:</i>		
HQ 6 Bde	Brigade headquarters	Sydney, NSW
6 ESR	Engineer support regiment	Enoggera, Qld
19 CEW	Chief engineer works unit (integrated)	Randwick, NSW
1st Ground Liaison Group (1 GL GP)	Army–Air Force Coordination	Glenbrook, NSW
20 STA Regt	Surveillance and target acquisition regiment (integrated)	Enoggera, Qld
7 Sig Regt	Signals regiment (electronic warfare)	Cabarlah, Qld
1 Int Bn	Intelligence battalion	Paddington, NSW
16 AD Regt	Air defence regiment (integrated)	Woodside, SA
North West Mobile Force (NORFORCE)	Regional force surveillance units (reserve)	Larrakeyah, NT
The Pilbara Regt		Karratha, WA
51st Battalion Far North Queensland Regiment (51 FNQR)		Cairns, Qld
2nd/30th Training Group (2/30 Trg Gp)	Infantry tactics training unit	Butterworth, Malaysia

---

## Operational Logistic Support to Land Forces

---

**Role:** Provides operational-level combat service support forces with integral command and control, communications, supply chain management and distribution capabilities. This output includes the following capabilities: water and beach operations, air dispatch and parachute rigging, health and psychological support, deployed personnel support and force preparation, and military police.

Unit	Capability	Base
<i>17 CSS Bde:</i>		
HQ 17 CSS Bde	Brigade headquarters	Randwick, NSW
17 Sig Regt	Signals regiment (integrated)	Liverpool, NSW
2 FSB	Force support battalions (integrated)	Glenorchy, Tas
9 FSB		Amberley, Qld
10 FSB	Force support battalion	Townsville, Qld
1 HSB	Health support battalions (integrated)	Holsworthy, NSW
2 HSB		Enoggera, Qld
3 HSB		Keswick, SA
1 Psych Unit	1 psychology unit	Randwick, NSW
1 MP Bn	Military police battalion (integrated)	Liverpool, NSW

---



## Motorised Combined Arms

**Role:** Provides combined arms teams from company to battalion size that are drawn from an armoured unit, light infantry with integral wheeled mobility, light artillery, combat engineers and combat support units. The motorised combined arms teams can incorporate additional manoeuvre force elements from other force element groups to tailor force packages as required. These forces conduct land manoeuvre operations utilising surprise, offensive action and concentration of force to disrupt or destroy enemy forces' plans, cohesion and morale.

Formation/(Sub-)Unit	Capability	Major equipment	Base
<b>7 Bde:</b>			
HQ 7 Bde	Brigade headquarters		Enoggera, Qld
2nd/14th Light Horse Regiment (Queensland Mounted Infantry) (2/14 LHR (QMI) (Recon))	Cavalry regiment	ASLAV	Enoggera, Qld
6 RAR	Motorised infantry battalions	Bushmaster PMV	Enoggera, Qld
8/9 RAR		Bushmaster PMV	Enoggera, Qld
1 Fd Regt	Field artillery regiment (integrated)	L119 Hamel light field gun <sup>4</sup>	Enoggera, Qld
2 CER	Combat and logistic support units (integrated)		Enoggera, Qld
139 Sig Sqn			Enoggera, Qld
7 CSSB			Enoggera, Qld

## Protective Operations

**Role:** Provides Army Reserve combined arms teams based on light infantry forces with integral command and control, communications, and combat service support. The combined arms teams form the basis of the Force Protection Company Groups on a reduced readiness notice as part of the High Readiness Reserve. This output also provides Reserve Response Forces on a reduced readiness notice for domestic security and support tasks, reinforcements for deployed regular units, and a mobilisation base for subsequent rotations in the event of a protracted operation. This output is drawn from Army Reserve formations based throughout Australia.

Formation	Capability	Major equipment	Base
4 Bde	Each comprising 1 brigade headquarters, 2 to 4 infantry battalions, a reconnaissance unit and combat and logistic support units.		Macleod, Vic
5 Bde			Holsworthy, NSW
8 Bde			Dundas, NSW
9 Bde			Keswick, SA
11 Bde			Townsville, Qld
13 Bde			Karrakatta, WA

Notes:

1. The Perentie will be replaced by the 'Nary' special operations vehicle based on the Supacat HMT 400 (project JP 2097 Redfin).
2. Integrated units are made up of regular (full-time) and reserve (part-time) elements.
3. 7 RAR was created by splitting the previous Darwin-based 5/7 RAR into two mechanised infantry battalions under the command of 1 Bde, and is now based in new facilities within the Edinburgh Defence Precinct, South Australia. The mechanised infantry units will progressively be equipped with upgraded M113 AS3 and AS4 APCs (project LAND 106).
4. Existing artillery systems will be replaced by the 155mm BAE systems M777A2 howitzer and a protected self-propelled howitzer.
5. Sydney-based 3 RAR will be re-rolled as a light infantry battalion and relocated to Townsville.
6. Three Super King Air 350 fixed wing aircraft operated by the former 173 Air Surveillance Squadron, 6 Avn Regt, were handed over to Air Force's No. 38 Squadron in 2009.
7. 171 Avn Sqn provides air mobility support to Special Operations forces.
8. The Kiowa helicopters operated by these squadrons are progressively being replaced by the new Tiger Armed Reconnaissance Helicopter (project AIR 87).
9. A Sqn will operate the new MRH-90 troop lift helicopters currently in delivery, which will also replace the existing fleet of Blackhawk helicopters (project AIR 9000).
10. The Combat Support and Intelligence, Surveillance, Target Acquisition and Reconnaissance (CS&ISTAR) force element group is based on the re-raised 6th Brigade that was formed by bringing together various units from the former Ground-Based Air Defence, Combat Support and Regional Surveillance force element groups.

## Basic Army Structure

	Organisation	Strength (Approx.)	Composition	Command
<b>Formation</b>	Brigade	3,000	3 battalions	Brigadier
<b>Unit</b>	Battalion	800	6 companies	Lieutenant Colonel
<b>Sub-Units</b>	Company	120	3 platoons	Major
	Platoon	30	3 sections	Lieutenant
	Section	9		Corporal

Note: The term 'regiment' is used confusingly, it can mean an administrative identity, or grouping or a unit that is equivalent to a battalion in strength. Australian Army brigades are now structured on the basis of combined arms battle groups rather than battalions which traditionally comprised a brigade.

## AIR FORCE

### Air Combat Group

**Role:** Air Combat Group provides a capability for air control, maritime and land strike, offensive air support for land and maritime operations.

#### Strike component<sup>1</sup>

Wing	Squadron/ Unit	Capability	Aircraft/Specifications	Armament	Force size	Base
82 WG	1 SQN, 6 SQN	Multi-role fighter	<b>Boeing F/A-18F Super Hornet</b> Weight: 13,387 kg (basic) 29,900 (maximum) Range: 3,300 km (ferry) Combat radius: 1,500 km (maritime strike/escort) 740 km (close air support) Ceiling: >50,000 ft Engines: 2×General Electric F414-GE-400 low bypass afterburning turbofans Speed: mach 1.8 Crew: 2 (pilot, air combat officer)	AIM-120 AMRAAM air-to-air missile, AIM-9X air-to-air missile, JSOW, Harpoon anti-ship missile, conventional, GPS and laser guided bombs, M61A2 20 mm cannon	24 (in delivery)	Amberley, Qld
	5 FLT	Unmanned Aerial Vehicle (UAV) operational development	<b>IAI Heron<sup>2</sup></b>		as required	Amberley, Qld
	4 SQN	Forward area control training	<b>Pilatus PC-9/A(F)<sup>3</sup></b> Weight: 2,250 kg (basic) 3,210 kg (maximum) Range: 1,850 km (external tanks) Combat radius: 650 km Ceiling: 25,000 ft Engine: Pratt and Whitney PT6A-62 turboprop Speed: 593 kph Crew: 2 (pilot, observer)		4	Williamstown, NSW

Tactical Fighter component						
Wing	Squadron/ Unit	Capability	Aircraft/Specifications	Armament	Force size	Base
81 WG	3 SQN, 77 SQN	Multi-role fighter	<b>Boeing F/A-18A Hornet<sup>4</sup></b> Weight: 10,660 kg (basic) 20,412 kg (maximum) Range: 2,700 km (ferry) Combat radius: 740 km Ceiling: 45,000 ft Engines: 2×General Electric F404-GE-400 low bypass afterburning turbofans Speed: mach 1.8 (at altitude) Crew: 1 pilot	AIM-120 AMRAAM air- to-air missile, AIM 132 ASRAAM air-to-air missile, JASSM, Harpoon anti-ship missile, conventional, GPS and laser guided bombs, M61A2 20 mm cannon	55	Williamtown, NSW
	75 SQN		<b>Boeing F/A-18B Hornet<sup>4</sup></b> Crew: 2 (instructor, student)		16	Tindal, NT
	2 Operational Conversion Unit (2 OCU)	Operational conversion	<b>Boeing F/A-18 Hornet<sup>4</sup></b>		as required	Williamtown, NSW
78 WG	76 SQN	Lead-in-fighter training	<b>BAE Systems Hawk 127</b> Weight: 4,400 kg (basic) 9,100 kg (maximum)	Sidewinder air-to-air missile, conventional bombs, 30 mm Aden cannon	33	Williamtown, NSW
	79 SQN	Tactics training	Range: >2,594 km (external tanks) Ceiling: 50,000 ft Engines: Rolls-Royce Turbomeca Adour Mk 871 low bypass turbofan (non-afterburning) Speed: 1,038 kph Crew: 2 (instructor, student)			Pearce, WA
	278 SQN	Technical training and support				Williamtown, NSW
	278 SQN DET TDL					Tindal, NT
	278 SQN DET AMB					Amberley, Qld
278 SQN DET PEA					Pearce, WA	

---

## Combat Support Group

---

**Role:** Combat Support Group provides operations support for expeditionary air bases within Australia and overseas during contingencies. It comprises two Expeditionary Combat Support Wings and one Health Services Wing.

---

Wing	Squadron/ Unit	Capability	Base
395 ECSW	381 ECSS	Expeditionary combat support squadrons	Williamtown, NSW
	382 ECSS		Amberley, Qld
	1 AFDS	Airfield defence squadrons	Amberley, Qld
	2 AFDS		
	CSU ESL	Combat support units	East Sale, Vic
	CSU WAG		Wagga, NSW
	CSU WIL		Laverton, Vic
396 ECSW	321 ECSS	Expeditionary combat support squadrons	Darwin, NT
	322 ECSS		Katherine, NT
			Weipa, Qld
			Exmouth, WA
			Derby, WA
	323 ECSS		Townsville, Qld
	324 CSS		Butterworth, Malaysia
	325 ECSS		Richmond, NSW
	1 AOSS	Airfield operations support squadrons	Amberley, Qld
	1 CCS	Combat communications squadron	Richmond, NSW
	CSU EDN	Combat support units	Edinburgh, WA
CSU PEA	Pearce, WA		
HSW	1 ATHS	Air transportable health squadrons	Amberley, Qld
	2 ATHS		Williamtown, NSW
	3 CSH	Combat support hospital	Richmond, NSW
	4 EHS	Expeditionary health squadron	Edinburgh, SA
	HOCU	Health operational conversion unit	Amberley, Qld

---

## Surveillance and Response Group

**Role:** Surveillance and Response Group provides a capability for maritime surveillance and reconnaissance, maritime strike and offensive air support, and search and survivor assistance. Surveillance and Response Group also provides ground-based and airborne sensors and battle space management elements that are required to support intelligence, aerospace surveillance, electronic warfare, aerospace battle management, air defence and air space control.

### Maritime Patrol component<sup>5</sup>

Wing	Squadron/ Unit	Capability	Aircraft /Specifications	Armament	Force size	Base
92 WG	10 SQN, 11 SQN	Undersea warfare, surface warfare, Intelligence Surveillance Reconnaissance (ISR) and search and survivor assistance (SASA)	<b>Lockheed Martin AP-3C Orion</b> Weight: 27,890 kg (basic) 61,200 kg (maximum) Range: 7,665 km (ferry) Ceiling: 30,000 ft (service) Engines: 4×Allison T56A-14 Speed: 650 kph (cruise) 370 kph (loiter)	Harpoon anti-ship missile, Mk 46 lightweight torpedo <sup>6</sup> , sonobuoys	19	Edinburgh, SA
	292 SQN	Operational conversion	Crew: 13 (2×pilots, 2×flight engineers, tactical coordinator, navigator/communication officer, sensor employment manager, 6×airborne analysts)			Edinburgh, SA
	92 WG Det A					Butterworth, Malaysia
	92 WG Det B					Darwin, NT

Surveillance component					
Wing	Squadron/ Unit	Capability	Aircraft/Equipment/Specifications	Force size	Base
42 WG	2 SQN	Surveillance and control	<b>Boeing 737-700 IGW 'Wedgetail' AEW&amp;C'</b> Weight: 77,565 kg (maximum) Range: >7,000 km Ceiling: 41,000 ft Engines: 2×CFM International CFM56-7 turbofans Speed: 760 kph (cruise) Crew: 2+ (2×pilots, 6–10 mission crew)	6 (in delivery)	Williamtown, NSW
41 WG	3 CRU	Control and reporting unit	TPS-77 (based on Lockheed Martin TPS-117) Tactical Air Defence Radar System	4	Williamtown, NSW
	114 MCRU	Mobile control and reporting unit			Darwin, NT
	3 CRU DET TDL				Tindal, NT
	1 RSU	Radar surveillance unit	Jindalee Operational Radar Network Coordination Centre (JCC)	1	Edinburgh, SA
			Jindalee Operational Radar Network (JORN) radar sensors	2	Laverton, WA Longreach, Qld
			Jindalee Facility Alice Springs Radar	1	Alice Springs, NT
44 WG	452 SQN <sup>8</sup>	Air traffic control	Air traffic control radar	9	Darwin, NT Tindal, NT Amberley, Qld Oakey, Qld Townsville, Qld
	453 SQN <sup>8</sup>				Williamtown, NSW Nowra, NSW Richmond, NSW East Sale, Vic Edinburgh, SA Pearce, WA
			Tactical airfield surveillance radar	1	

## Air Lift Group<sup>9</sup>

**Role:** Air Lift Group provides airlift to enable rapid mobility of personnel and cargo to, from and within, a battlefield or area of operations. The group is responsible for the following capabilities: air logistics support, airborne operations, aeromedical evacuation, special operations, search and survivor assistance, special purpose flights and air-to-air refueling.

Wing	Squadron/ Unit	Capability	Aircraft/Specifications	Force size	Base
84 WG	33 SQN	Long-range passenger/cargo transport and air-to-air refueling	<b>Airbus KC-30A MRTT<sup>10</sup> (in delivery)</b> Weight: 233,000 kg (maximum) Range: 13,500 km Ceiling: 41,000 ft (service) Engines: 2×General Electric C56-801A4B Speed: 860 kph Maximum payload: 43,000 kg Crew: 3 (2×pilots, 1 air-to-air refueling operator)	5	Amberley, Qld
	34 SQN	Special purpose passenger and VIP transport	<b>Boeing 737 BBJ</b> Weight: 77,565 kg (maximum) Range: 11,390 km Ceiling: 41,000 ft Engines: 2×CFM International CFM56-7 turbofans Speed: 740 kph Crew: 6 (2×pilots, 4×crew attendants)	2	Canberra, ACT
		Special purpose passenger and VIP transport	<b>Bombardier Challenger CL-604</b> Weight: 21,863 kg (maximum) Range: 5,600 km Ceiling: 41,000 ft Engines: 2×General Electric CF34-3B turbofans Speed: 870 kph Crew: 4 (2×pilots, 2×crew attendants)	3	
	285 SQN	Air crew and ground support training	C-130H and C-130J flight simulators		Richmond, NSW
	Air Movements Training and Development Unit	Training			Richmond, NSW

---

**Air Lift Group<sup>9</sup> continued**


---

86 WG	36 SQN	Responsive global airlift	<b>Boeing C-17A Globemaster III<sup>11</sup></b> Weight: 265,000 kg Range: 4,400 km Ceiling: 45,000 ft Engines: 4×Pratt and Whitney PW2040 turbofans Speed: 833 kph (cruise) Maximum payload: 76,500 kg Crew: 3 (2×pilots, loadmaster)	4	Amberley, Qld
	37 SQN <sup>12</sup>	Medium tactical and multi-role transport	<b>Lockheed Martin C-130H Hercules</b> Weight: 79,380 kg (maximum) Range: 6,000 km (with 9,295 kg payload) Ceiling: 40,000 ft Engines: 4×Allison T56 turboprops Speed: 595 kph (cruise) Maximum payload: 21,151 kg Crew: 5 (2×pilots, navigator, flight engineer, loadmaster)	12	Richmond, NSW
		Medium tactical and multi-role transport	<b>Lockheed Martin C-130J Hercules</b> Weight: 79,380 kg (maximum) Range: 5,100 km (with 18,155 kg payload) Ceiling: 35,000 ft Engines: 4×Allison AE2100D3 turboprops Speed: 625 kph Maximum payload: 21,151 kg Crew: 3 (2×pilots, loadmaster)	12	
	38 SQN <sup>13</sup>	Light utility transport	<b>Beechcraft Super King Air 350 (B300)</b> Weight: 6,849 kg Range: 3,400 km Ceiling: 35,000 ft Engines: 2×Pratt and Whitney PT6A-60A turboprops Speed: 570 kph (cruise) Maximum payload: 1,600 kg Crew: 2 (2×pilots)	8	Townsville, Qld
	Air Mobility Control Centre	Manage all air movements			Richmond, NSW

---



## Aerospace Operational Support Group

**Role:** Aerospace Operational Support Group (AOSG) provides integrated, deployable operational support to Air Force, Army Aviation and some Navy combat elements to ensure platform and crew survivability, battle worthiness and mission effectiveness. AOSG delivers information, protection, confidence and assurance to ADF aviation and EW capable Navy platforms and crew from acquisition, through transition into service and full operational capability with the operating Wing or unit.

Wing	Squadron/ Unit	Capability	Base
WTF	Woomera Test Range <sup>14</sup>	Air and space test and evaluation	Edinburgh and Woomera, SA
DTWG	ARDU	Aircraft flight test	Edinburgh, SA
	ASE SQN	Aviation systems engineering	Edinburgh, SA
	ASCENG SQN	Aircraft stores compatibility engineering	Edinburgh, SA
	AVMED	Aviation medicine training, research and clinical support	Edinburgh, SA
IWWG	JEWOSU	Electronic warfare operations support	Edinburgh, SA
	462 SQN	Information operations	Canberra, ACT
	87SQN	Intelligence	Edinburgh, SA
	AIS	Aeronautical information and charting	Melbourne, VIC

### Notes:

- The F-111 aircraft fleet operated by No. 1 Squadron and No. 6 Squadron was retired in 2010 and replaced with 24 F/A-18F Super Hornet Block II aircraft. The Super Hornet provides a bridging air combat capability until the full acceptance into service of around 100 Lockheed Martin F-35 Lightning II Joint Strike Fighter (JSF) conventional take-off and landing (CTOL) variant aircraft (project AIR 6000).
- An Air Force-led UAV detachment in Afghanistan operates IAI Heron medium altitude long endurance (MALE) UAVs that are provided under contract by MacDonald, Dettwiler and Associates Ltd (project Nankeen).
- An additional 56 PC-9A aircraft are used by Air Force as two seat advanced trainers and by the RAAF Roulettes aerobatic display team (one aircraft crashed on 18 May 2011). A further 3 PC-9A aircraft are used for aerospace operational support.
- The F/A-18A/B Hornet fleet is undergoing a major upgrade to improve situational awareness, radar and electronic warfare capability, and to provide an airframe life extension (project AIR 5376). The 'classic' Hornet fleet will be progressively retired between 2015 and 2020, and replaced with a new air combat capability provided by the F-35 Lightning II JSF.
- The current fleet of AP-3C maritime patrol aircraft will be withdrawn from service between 2017–2019 and replaced by a mixed maritime patrol and surveillance capability of a manned aircraft component that could initially be provided by eight new Boeing P-8A Poseidon Multi-mission Maritime Aircraft (MMA) and, later on, up to seven Multi-mission Unmanned Aerial System (MUAS) platforms (project AIR 7000).
- The Mk 46 lightweight torpedo will either be replaced with the MU90/Impact lightweight torpedo or another torpedo (project JP 2070).
- Project Wedgetail (project AIR 5077) will provide an Airborne Early Warning and Control (AEW&C) capability based on the Boeing 737-700 IGW platform.
- No. 452 Squadron (headquartered at RAAF Base Darwin with subordinate flights at Darwin, Tindal, Amberley, Oakey and Townsville) and No. 453 Squadron (headquartered at RAAF Base Williamtown with subordinate flights at Williamtown, Nowra, Richmond, East Sale, Edinburgh and Pearce) were reformed in February 2011 as air traffic control units.
- No. 32 Squadron, equipped with 8 Raytheon Beechcraft Super King Air 350 (B300) aircraft, has moved to Air Training Wing in Air Force Training Group.
- Five Airbus KC-30A multi-role tanker transport aircraft based on the Airbus A330-200 platform are scheduled to enter service from 2011 (project AIR 5402).
- The Australian Government intends to purchase an additional C-17A Globemaster III aircraft, thereby obviating the need for an additional two C-130J aircraft under project AIR 8000 Phase 1.
- Project AIR 8000 Phase 1 is intended to rationalise the capability delivered by the C-130 fleet operated by No. 37 Squadron that will see the planned withdrawal of the C-130 H aircraft.
- The DHC-4 Caribou tactical transport aircraft previously flown by No. 38 Squadron were withdrawn from service in 2009, and replaced by 8 Beechcraft Super King Air 350 (B300) aircraft as an interim capability until the arrival of up to 10 new light tactical fixed-wing transport aircraft to be selected under project AIR 8000 Phase 2. Three of the Super King Air 350 aircraft were operated by Army Aviation's former 173 Surveillance Squadron.
- The Woomera Test Range is a Defence Capability operated and managed by Air Force through Director Woomera Test Facility.

## Basic Air Force Structure

	Organisation	Composition	Command
<b>Formations</b>	Force Element Group	2 or more operational Wings	Air Commodore
	Wing	2 or more Squadrons	Group Captain
<b>Unit</b>	Squadron	2 or more Flights of normally the same type of aircraft	Wing Commander
<b>Sub-Unit</b>	Flight	2 or more aircraft with a common mission under the command of a flight lead	Squadron Leader

## ARMY EQUIPMENT

Weapon/Platform	Force size	Main armament	Role
<b>Armoured vehicles</b>			
General Dynamics Land Systems <i>M1A1 AIM SA Abrams</i>	59	M256 120 mm smooth bore gun	Main Battle Tank (MBT) provides mobile fire support for the land force
General Dynamics Land Systems <i>ASLAV</i> <sup>1</sup>	257	M242 25 mm Bushmaster chain gun or .50 cal machine gun	8x8 Australian Light Armoured Vehicle (ASLAV) provides an armoured reconnaissance capability, and personnel carrier, communications, surveillance, ambulance, fitter and recovery variants
General Motors <i>M113A1</i> <sup>2</sup>	774 (including vehicles in store)	.50 cal or 7.62 mm machine gun	Tracked Armoured Personnel Carrier (APC) provides protection, mobility and firepower to a section of infantry (9 soldiers)
ADI <i>Bushmaster</i> <sup>3</sup>	838 (in delivery)	7.62 mm machine gun (not integral)	4x4 Protected Mobility Vehicle (PMV) designed to transport a section of infantry while providing protection against small arms fire and mine blasts, with command, assault pioneer, mortar, direct fire weapon, air defence and ambulance variants
<b>Artillery</b> <sup>4</sup>			
ADI <i>L119 Hamel Gun</i>	109	105 mm	Towed light field gun/howitzer with a maximum range of 11.5 km
Rock Island Arsenal <i>M198</i>	36	155 mm	Towed medium howitzer with a maximum range of 30 km (HERA)
<b>Mortar</b> <sup>5</sup>			
<i>F2</i>	no data	81 mm	Indirect supporting fire for an infantry battalion's operations
<b>Ground based air defence</b>			
Saab Bofors Dynamics <i>RBS 70</i>	30	'Bolide' missile	Man-portable short range surface-to-air missile (range 8km, ceiling >5 km)
<b>Anti-armour</b>			
Bofors <i>Carl Gustav RCL</i> <sup>6</sup>	no data	84 mm projectile	Man-portable recoilless weapon used to engage light armour
Raytheon/Lockheed Martin <i>Javelin</i>	no data	11.8 kg missile	Man-portable direct fire guided anti-armour weapon
<b>General service vehicles</b> <sup>7</sup>			
Land Rover <i>110 Perentie</i>	Approx. 4,000		4x4 lightweight truck for general transport and liaison, with 6x6 light truck variants used by specialised units such as SASR
Mercedes Benz <i>Unimog 1700L</i>	Approx.1,300		4x4 medium truck (4 tonne) general purpose vehicle, with a further 55 6x6 2450L variants used as medium recovery vehicles
Mack <i>RM6866RS (MC3)</i>	Approx. 900		6x6 heavy truck (8 tonne) heavy cargo and tanker vehicle, also used as a medium artillery tractor
Mack <i>Fleet-Liner (MC2)</i>	no data		6x4 heavy transport vehicle
International <i>S Line</i>	no data		Prime mover
<b>Engineering and construction vehicles</b> <sup>8</sup>			
John Deere <i>850J</i>	39		Medium bulldozer used by combat engineers and construction squadrons
John Deere <i>672D</i>	40		Grader used by combat engineers and construction squadrons

<b>Helicopters</b>			
Sikorsky <i>S-70A-9 Blackhawk</i> Weight: 9,979 kg (maximum) Range: 600 km (internal fuel) Speed: 296 kph Engines: 2×General Electric T700-GE-701C turboshaft Crew: 4 (2×pilots, 2 aircrewmen)	34	2×7.62 mm machine gun	Principal battlefield mobility helicopter
Boeing <i>CH-47D Chinook</i> <sup>9</sup> Weight: 22,680 kg (maximum) Range: 500 km Speed: 290 kph Engine: 2×Lycoming T55-L714 turbine Crew: 5 (2×pilots, 2-3 aircrewmen)	5	2×7.62 mm M134 minigun 7.62 mm machine gun	Medium lift helicopter
Bell <i>206 B1 Kiowa</i> Weight: 1,451 kg (maximum) Range: 500 km Speed: 222 kph Engine: Allison 250-C20B turboshaft Crew: 2 (1 pilot, 1 co-pilot/ observer)	41		Light utility and reconnaissance helicopter
Eurocopter <i>MRH-90</i> <sup>10</sup> Weight: 10,600 kg (maximum) Range: 833 km (internal fuel) Speed: 303 kph Engine: 2×MTU/Rolls-Royce/Turbomeca MTR 322 turboshafts Crew: 4 (2×pilots, 2 aircrewmen)	46 (in delivery)	2×7.62 mm machine gun	Troop lift helicopter
Eurocopter <i>Tiger</i> <sup>11</sup> Weight: 6,400 kg (maximum) Range: 1,200 km (ferry) Speed: 230 kph (cruise) Engines: 2×MTR 390 turboshafts Crew: 2 (1 pilot, 1 gunner)	22 (in delivery)	Giat 30 mm turreted gun, Hellfire II, 70 mm rockets	Armed reconnaissance helicopter
<b>Surveillance</b> <sup>12</sup>			
<i>RASIT</i>	14		Vehicle-mounted Pulse Doppler ground surveillance radar system.
<i>AN-TPQ-36</i> <sup>13</sup>	7		Towed weapon locating radar used to locate hostile artillery and mortars.
Boeing-Insitu <i>ScanEagle</i>	no data		Miniature UAV
Elbit Systems <i>Skylark</i>	no data		Close-range miniature UAV.

---

**Watercraft<sup>14</sup>**

---

LCM-8	15	.50 cal machine gun	Mechanised landing craft to transport troops, vehicles and cargo in ship-to-shore operations.
Le Tourneau Westinghouse Consolidated Diesel Corporation LARC V	no data		Lighter amphibious resupply cargo vehicle (5 tonne capacity)

---

## Notes:

1. All ASLAV vehicles have been delivered and are to undergo mid-life upgrade and survivability enhancement (project LAND 112 Phase 4).
2. 350 M113A1 APCs are being upgraded to the AS3 and AS4 standard, with another 81 purchased, in seven variants—personnel carrier, fitter, mortar, ambulance, command, recovery and logistics—with final delivery by April 2012 (project LAND 106).
3. 30 of the Bushmaster PMVs acquired under Project Bushranger (project LAND 116) were delivered to Air Force Airfield Defence Squadrons. The Australian Government has recently approved the purchase of an additional 101 Bushmasters to support ADF operations in Afghanistan, where 31 vehicles have been damaged beyond repair.
4. Under current plans existing artillery systems will be replaced by two batteries of protected self-propelled howitzers and 35 BAE Systems M777A2 lightweight towed howitzers, precision guided munitions and a digitised, networked Battle Management System, with in-service delivery from 2011 (project LAND 17).
5. The 81 mm F2 mortar currently issued to Army infantry battalions will be replaced by a new mortar system (project MINCS(L) AMPO48.36).
6. The Australian Government is acquiring new M3 Carl Gustaf anti-armour support weapons for infantry, special operations and Airfield Defence units.
7. Project Overlander (project LAND 121) will provide the ADF with around 7,000 new vehicles, modules and trailers to replace the current fleet of wheeled transport and logistic support vehicles. New vehicle types include Mercedes Benz G-Wagen (1,200 units), BAE Systems FMTV and Haulmark trailers.
8. In addition, Army employs a range of armoured engineer vehicles that include loaders, earthmovers, bulldozers, graders and rollers.
9. One CH-47D Chinook medium lift helicopter was destroyed in Afghanistan on 30 May 2011. The remaining 5 aircraft in the fleet will be replaced with 7 new CH-47F platforms from 2014 (project AIR 9000 Phase 5C).
10. Army is the major operator of a fleet of 46 MRH-90 troop lift helicopters shared with Navy, which has replaced the UH-1H Iroquois fleet and will eventually replace the Blackhawk helicopter fleet when it is retired between 2011 and 2015 (project AIR 9000).
11. The Australian Government has purchased 22 new Eurocopter Tiger helicopters to replace the Kiowa fleet and provide an armed reconnaissance capability (project AIR 87). However, 37 Kiowas are to remain in service as rotary wing training platforms until they are replaced with a new helicopter training system (project AIR 9000 Phase 7).
12. The Australian Government is acquiring a counter-rocket, artillery and mortar (C-RAM) sense and warn capability as part of a package of enhanced force protection measures for deployed forces in Afghanistan. A C-RAM system has already been established in Multi-National Base Tarin Kowt.
13. Project LAND 58 Phase 3 extended the life of type of the AN/TPQ-36 weapon locating radar.
14. The LCM2000 (project JP 2048) amphibious watercraft project was cancelled in February 2011.

## ADF SMALL ARMS AND LIGHT WEAPONS

Weapon category	Calibre
<b>Handgun<sup>1</sup></b>	
FN Herstal L9A1 and GP-35 Mk III (Browning Hi Power)	9×19 mm
<b>Submachine gun</b>	
Heckler and Koch MP5	9×19 mm
<b>Assault rifle</b>	
Thales F88 AuSteyr and variants <sup>2</sup>	5.56×45 mm
Colt M4 carbine and variants	5.56×45 mm
<b>Battle rifle</b>	
ADI L1A1 SLR (ceremonial)	7.62×51 mm
<b>Sniper rifle</b>	
Accuracy International SR98	7.62×51 mm
Knight's Armament Company SR-25	7.62×51 mm
Accuracy International AW50F	12.7×99 mm
<b>Light support weapon</b>	
Thales F89 Minimi and variants <sup>3</sup>	5.56×45 mm
<b>Light machine gun</b>	
FN Herstal MAG-58 (L7A2) general service machine gun	7.62×51 mm
L3A3 .30 cal (M113A1 APC mounted)	7.62×51 mm
<b>Rotary gun</b>	
Dillon Aero M134D minigun (aircraft mounted)	7.62×51 mm

<b>Heavy machine gun</b>	
FN Herstal Browning M2HB .50 cal (M2A2)	12.7×99 mm
Thales Browning QCB .50 cal <sup>3</sup>	12.7×99 mm
<b>Shotgun</b>	
Remington 870	12 gauge
<b>Grenade launcher</b>	
M203 PI (under-barrel)	40×46 mm
Mk 19 Mod 3 automatic grenade launcher (vehicle mounted)	40×46 mm
<b>Rocket launcher</b>	
M72A6 LAW (SRAAW)	66 mm
<b>Hand grenade</b>	
ADI F1 fragmentation grenade	
<b>Anti-personnel mine (command detonated)</b>	
M18A1 Claymore	
<b>Bayonet</b>	
M9	

## Notes:

1. Various other types are in service with specialised units.
2. Manufactured under licence to Steyr Mannlicher AG
3. Manufactured under licence to FN Herstal SA

## ADF ORDNANCE

NAVY		
Type	Warhead	Range
<b>Gunnery</b>		
Raytheon Systems Phalanx Mk 15 close-in weapons system (CIWS) (General Dynamics M60A1 Vulcan 20 mm cannon)		1.5 km
Rafael Typhoon Mk 25 stabilised gun (Boeing marine M242 Bushmaster 25 mm cannon)		2 km
MSI Defence Systems DS30B stabilised gun (Oerlikon KCB 30mm cannon)		10 km
OTO Melara Mk 75 76 mm gun		18.5 km
United Defense Mk 45 Mod 2 5 inch (127mm) gun		24 km
<b>Torpedo</b>		
Raytheon Mk 46 Mod 5 LWT	45.4 kg HE	12 km
Raytheon Mk 48 mod 4 HWT	295 kg HE	45–75 km
Raytheon Mk 48 Mod 7 Advanced Capability Common Broadband Advanced Sonar System (ADCAP CBASS) HWT	295 kg HE	45–75 km
Thales Underwater Systems/Eurotorp MU 90 IMPACT LWT	50 kg shaped charge	12–25 km
<b>Missiles</b>		
Raytheon RIM 66 Standard SM-1 SAM	62 kg HE blast/frag	40 km
Raytheon RIM 67 Standard SM-2 Block IIIA SAM	blast/frag	>160 km
Raytheon RIM-162 Evolved Sea Sparrow short range missile (ESSM) SAM	39 kg	18 km
Boeing RGM-84A/C Harpoon SSM	222 kg HE blast penetration	>124 km
Boeing UGM-84C Sub Harpoon USGW	222 kg HE blast penetration	>124 km
Kongsberg AGM-119B Penguin ASM <sup>1</sup>	125 kg gross weight semi-armour piercing (43 kg HE)	34 km
<b>Depth charge</b>		
Mk 11		

### Notes

1. Awaiting disposal following the cancelling of the Super Seasprite helicopter project in March 2008.

<b>ARMY</b>		
<b>Type</b>	<b>Warhead</b>	<b>Range</b>
<b>Air Defence</b>		
Saab Bofors Dynamics-STN Atlas 'Bolide' SAM	1.1 kg frag AP	250–8,000 m (>Mach 2)
<b>Anti-armour</b>		
Bofors Carl Gustav RCL	3.5–4.5 kg HEAT, HE, HEDP, SMK, ILLUM	200–1,300 m
Raytheon Lockheed Martin FGM 148 Javelin ATGW	8.4kg HEAT	75–2,000 m
Lockheed Martin AGM-114M Hellfire II	8kg blast/frag	500–>8,000 m
<b>Aerial Rockets</b>		
Forges de Zeebruges FZ 70mm	4.3 kg HE, HEAT, SMK, ILLUM	7,900 m
<b>Artillery</b>		
105 mm	HE, HESH, HEVT, APERS-T, SMK BE, SMK WP, ILLUM	11,500 m
155 mm	HE, HERA, HEVT, Copperhead, HE Mechanical Fuse, SMArt, SMK BE, SMK WP, ILLUM	30,000 m
<b>Mortar</b>		
81 mm	HE, SMK WP, ILLUM	100–5,675 m
<b>MBT gun</b>		
Rheinmettal AG M256 120 mm smooth bore gun	APFSDS-T, MPAT, Canister	3,000 m
<b>LAV gun</b>		
Boeing M242 Bushmaster 25 mm chain gun	HE, AP	2,000 m
<b>ARH gun</b>		
Giat DEFA M781 30 mm gun	HE, AP	no data
<b>Anti-personnel mine</b>		
M18A1 Claymore	Directional frag (command detonated)	50–100 m

## AIR FORCE

Type	Warhead	Range
<b>Conventional bombs</b>		
Mk 82 500 lb GP bomb	87 kg blast/frag	
Mk 83/BLU-110 1,000 lb bomb	202 kg blast/frag	
Mk 84 2,000 lb GP bomb	430 kg blast/frag	
BLU-109/B 2,000 lb penetrator bomb	250 kg HE blast	
<b>Laser-guided bombs</b>		
GBU-12 Paveway II	Mk 82	
GBU-16 Paveway II	Mk 83	
GBU-10 Paveway II	Mk 84	
GBU-24 Paveway III	Mk 84/BLU-109	
<b>INS/GPS-guided bombs</b>		
Boeing GBU-38 JDAM	Mk 82	24 km
Boeing GBU-32 JDAM	Mk 83	24 km
Boeing GBU-31 JDAM	Mk 84/BLU-109/B	24 km
Raytheon AGM-154 JSOW-C1 (not yet in service)	BROACH multi-stage warhead	>100 km
<b>Missiles</b>		
Boeing AGM-84 Harpoon ASM	222 kg HE blast penetration	120 km
Lockheed Martin AGM-158 JASSM (not yet in service)	450 kg blast penetration	400 km
MBDA AIM-132 ASRAAM	10 kg blast/frag	14.8 km
Precision Guided Munitions-United States	350 kg blast/frag	45–75 km
AGM-142E stand-off air-to-surface missile	or 352 kg penetration	
Raytheon AIM-9M Sidewinder AAM	3.3 kg HE	8 km
Raytheon AIM-9X Sidewinder AAM (not yet in service)	3.3 kg HE	10 km
Raytheon AIM-120 AMRAAM	7.36 kg blast/frag	>32 km
<b>Torpedo</b>		
Raytheon Mk 46 LWT	45.4 kg HE	12 km
Thales Underwater Systems/Eurotorp MU 90 IMPACT LWT (not yet in service)	50 kg shaped charge	12–25 km



## ORDNANCE ACRONYMS

AAM	air-to-air missile
AMRAAM	advanced medium range air-to-air missile
AP	armour piercing
APERS-T	anti-personnel tracer
APFSDS-T	armour piercing fin-stabilised discarding sabot tracer
ASM	anti-ship missile
ASRAAM	advanced short range air-to-air missile
ATGW	anti-tank guided weapon
BROACH	bomb Royal Ordnance augmented charge
frag	fragmentation
GP	general purpose
GPS	global positioning system
HE	high explosive
HEAT	high explosive anti-tank
HEDP	high explosive dual purpose
HERA	high explosive rocket assisted
HESH	high explosive squash head
HEVT	high explosive variable timer
HWT	heavyweight torpedo
ILLUM	illuminating
INS	inertial navigation system
JASSM	joint air-to-surface standoff missile
JDAM	joint direct attack munition
JSOW	joint stand-off weapon
LAW	light anti-armour weapon
LWT	lightweight torpedo
MPAT	multi-purpose anti-tank
RCL	recoilless launcher
SAM	surface-to-air missile
SMArt	sensor-fused munition
SMK	smoke
SMK BE	smoke base ejection
SRAAW	short range anti-armour weapon
SSM	surface-to-surface missile
USGW	underwater-to-surface guided weapon
WP	white phosphorus

## ADF PLATFORM ACTIVITY LEVELS

Navy Activity Levels (Unit Ready Days) <sup>2</sup>		2001-02	2002-03	2003-04	2004-05	2005-06	2006-07	2007-08	2008-09	2009-10	2010-11	2011-12
Class of Vessel	Number	Actual	Actual	Actual	Actual	Actual	Actual	Actual	Actual	Actual	Projected	Estimate
Adelaide Class Frigate FFG	6 to 4	1,285	1,140	1,431	1,646	1,164	951	991	960	3,649	3,715	3,771
Anzac Class Frigate FFH	3 to 8	557	770	1,447	1,809	1,737	1,829	1,985	2,128			
Submarine SSG	5 to 6	370	390	799	741	1,432	802	880	622			
Patrol Boat ACPB	0 to 14	*	*	*	*	513	1,575	3,775	3,471	5,962	5,573	5,696
Coastal Mine Hunter MHC	4 to 6	392	997	1,669	1,906	2,106	1,639	1,801	1,979			
Auxiliary Mine Sweeper MSA	3 to 2	0	0	571	730	730	592	347	610			
Oil Tanker AO	1	308	305	0	319	365	298	334	294	3,251	3,076	2,908
Replenishment Ship AOR	1	42	320	319	232	365	365	126	365			
Heavy Landing Ship LSH	1	126	247	336	365	227	351	262	365			
Amphibious Landing Ship LPA	2	485	601	518	408	551	719	601	607			
Heavy Landing Craft LCH	6	1,019	1,159	2,029	1,743	1,769	1,903	1,786	1,911			
Hydrographic Ship AGS	2	627	498	592	691	730	730	664	730	2,590	2,883	3,060
Survey/Motor Launch SML	4	1,012	913	1,432	1,324	1,105	1,318	1,019	1,012			
<b>Naval Aviation (flying hours)</b>												
Aircraft	Number	Actual	Actual	Actual	Actual	Actual	Actual	Actual	Actual	Actual	Projected	Estimate
S-70B-2 Seahawk	16	2,963	3,877	3,788	3,874	2,670	2,439	2,543	2,809	3,179	3,600	4,200
Mk 50A Sea King <sup>3</sup>	7 to 6	1,546	2,293	1,992	1,267	980	1,228	927	815	972	1,100	400
AS350BA Squirrel <sup>4</sup>	6 to 13	1,083	3,577	3,816	4,243	2,832	3,560	3,079	3,062	2,977	4,000	4,000
<b>Army Aviation Activity Levels (flying hours)</b>												
Aircraft	Number	Actual	Actual	Actual	Actual	Actual	Actual	Actual	Actual	Actual	Projected	Estimate
S-70A-9 Blackhawk	36 to 34	7,469	6,755	6,864	6,378	6,918	6,157	6,348	7,175	8,134	8,600	8,100
CH-47D Chinook	4 to 6	844	1,364	876	1,170	1,019	1,168	1,143	1,388	1,563	1,570	1,570
B-206 Kiowa	38 to 41	9,090	13,003	11,425	9,691	7,719	8,417	7,212	7,978	6,922	7,360	9,360
Tiger ARH	0 to 22	*	*	*	72	464	498	994	1,795	1,798	4,150	6,635
MRH-90 <sup>5</sup>	0 to 46	*	*	*	*	*	*	14	1217	463	1,500	3,000

Aircraft	Current Number	1997-98	2002-03	2003-04	2004-05	2005-06	2006-07	2007-08	2008-09	2009-10	2010-11	2011-12
		Actual	Actual	Actual	Actual	Actual	Actual	Actual	Actual	Actual	Projected	Estimate
F-111 <sup>6</sup>	18	4,395	2,779	3,949	3,469	3,522	3,830	2,993	2,644	1,904	withdrawn	withdrawn
F/A-8A/B Hornet	71	12,009	14,077	12,820	12,467	12,015	11,127	11,301	11,137	11,997	13,000	13,000
F/A-18F Super Hornet	0 to 24	*	*	*	*	*	*	*	*	407	2,100	4,800
LIF <sup>7</sup>	33	7,200	6,691	7,257	7,094	403	7,405	6,572	6,561	6,429	8,000	7,500
P-3C/AP-3C Orion	19	8,664	8,172	7,702	8,432	7,418	7,094	7,533	8,003	7,687	7,900	7,900
Wedgetail AEW&C	0 to 6	*	*	*	*	0	0	0	0	121	2,000	2,600
C-130 Hercules <sup>8</sup>	24	16,226	13,622	13,992	13,502	13,149	10,182	10,235	10,585	9,808	10,550	10,550
C-17 Globemaster	0 to 4	*	*	*	*	*	335	2,102	3,367	3,382	4,000	4,500
KC-30A	0 to 5	*	*	*	*	*	*	*	0	0	500	2,160

## Notes:

Activity levels for leased assets are not shown.

- The 2009-10 onwards Navy activity levels are given as Major Combatants (Adelaide Class Frigates, Anzac Class Frigates and Submarines), Minor Combatants (Patrol Boats, Coastal Minesweepers and Auxilliary Minesweepers), Amphibious Afloat Support (Oil Tanker, Replenishment Ship, Amphibious Landing Ship, Heavy Landing Ship and Heaving Landing Craft) and Hydrographic Force (Hydrographic Ships, Survey Motor Launches, Chart Production Office and Meteorological and Oceanographic Centres).
- The 2003-04 onwards Navy activity levels are measured in Unit Ready Days (URD)—the aggregate number of days that constituent force elements are available for tasking. Navy activity levels previously measured Full Mission Capability (FMC), which refers to a unit's ability to operate in accordance with its designed capability.
- MRH-90 helicopters will progressively replace the Sea King fleet.
- One Squirrel helicopter is held as attrition spare.
- Six MRH-90 helicopters are allocated for Navy use.
- The F-111 fleet was withdrawn from service in December 2010.
- The Macchi Lead-in-Fighter (LIF) in 1997-98 had been replaced by 2002-03 with the BAE Systems Hawk 127.
- Includes both C-130H and C-130J aircraft types.

Source: Defence Annual Reports, Defence Portfolio Additional Estimates 2010-11; Defence Portfolio Budget Statements 2011-12.

## COMPARATIVE CONVENTIONAL MILITARY STRENGTH 2011

Country	Regular Force	Reserve Force	Tanks <sup>1</sup>	Other Armoured Vehicles <sup>2</sup>	Combat Capable Aircraft <sup>3</sup>	Helicopters	Major Surface Combatants <sup>4</sup>	Patrol and Coastal Combatants	Submarines <sup>5</sup>	Amphibious <sup>6</sup>
<b>Australia</b>	59,023	21,850	59	1,869 (in delivery)	147 (in delivery)	187 (in delivery)	12	14	6	2
<b>Southwest Pacific</b>										
Fiji	3,500	6,000	0	0	0	2	0	7	0	0
New Zealand	9,782	2,415	0	105	6	23	2	6	0	1
Papua New Guinea	3,100	0	0	0	0	4	0	4	0	0
<b>Northeast Asia</b>										
China	2,285,000	510,000	7,050	6,262	1,998	667	78	211+	71	88
Japan	247,746	56,379	850	950	469	731	49	6	18	5
North Korea <sup>7</sup>	1,190,000	600,000	3,500+	3,060+	620	441	3	383	70	10
South Korea	655,000	4,500,00	2,514	3,046	498	506	47	111	23	6
Taiwan	290,000	1,657,000	926+	2,284	477	255	26	73	4	15
<b>Southeast Asia</b>										
Burma	406,000	no data	150	545	136	66	0	70	0	0
Indonesia	302,000	400,000	0	1,069	100	146	11	66	2	30
Malaysia	109,000	51,600	48	1,259	82	69	8	37	2	1
Philippines	125,000	131,000	0	445	34	64	1	65	0	7
Singapore	72,500	312,500	196	1,924+	148	69+	6	35	5	4
Thailand	305,860	200,00	283	1,039	204	286	11	82	0	8
Vietnam	482,000	5,000,000	1,315	2,400	223	117	0	56	2	6
<b>South Asia</b>										
India	1,325,000	1,155,000	4,117+	1,896+	691	675	23	49	16	17
Pakistan	550,000	no data	2,396+	1,266	433	212	9	10	8	0
<b>Extra-regional states</b>										
Canada	65,722	33,967	121	1,421	95	126	15	0	4	0
France	238,591	33,686	254	6,608	470	483	25	24	9	7
Russia <sup>8</sup>	1,046,000	20,000,000	3,310+	10,990+	1,959	1,180	32	78	67	38
United Kingdom	178,470	82,274	325	3,866	346	728	25	22	11	6
United States	1,520,398	871,240	6,242	30,456	3,802	5,735	114	28	71	31

Notes: All figures are estimates and include some equipment held in store. Figures are not shown for coastguard and paramilitary forces.

1. Main battle tanks.

2. Includes light tanks, light armoured vehicles, armoured personnel carriers, protected mobility vehicles and infantry fighting vehicles.

3. Includes fighters, bombers and armed maritime patrol aircraft.

4. Includes corvettes, frigates, destroyers, cruisers and aircraft carriers.

5. Includes nuclear and conventional submarines.

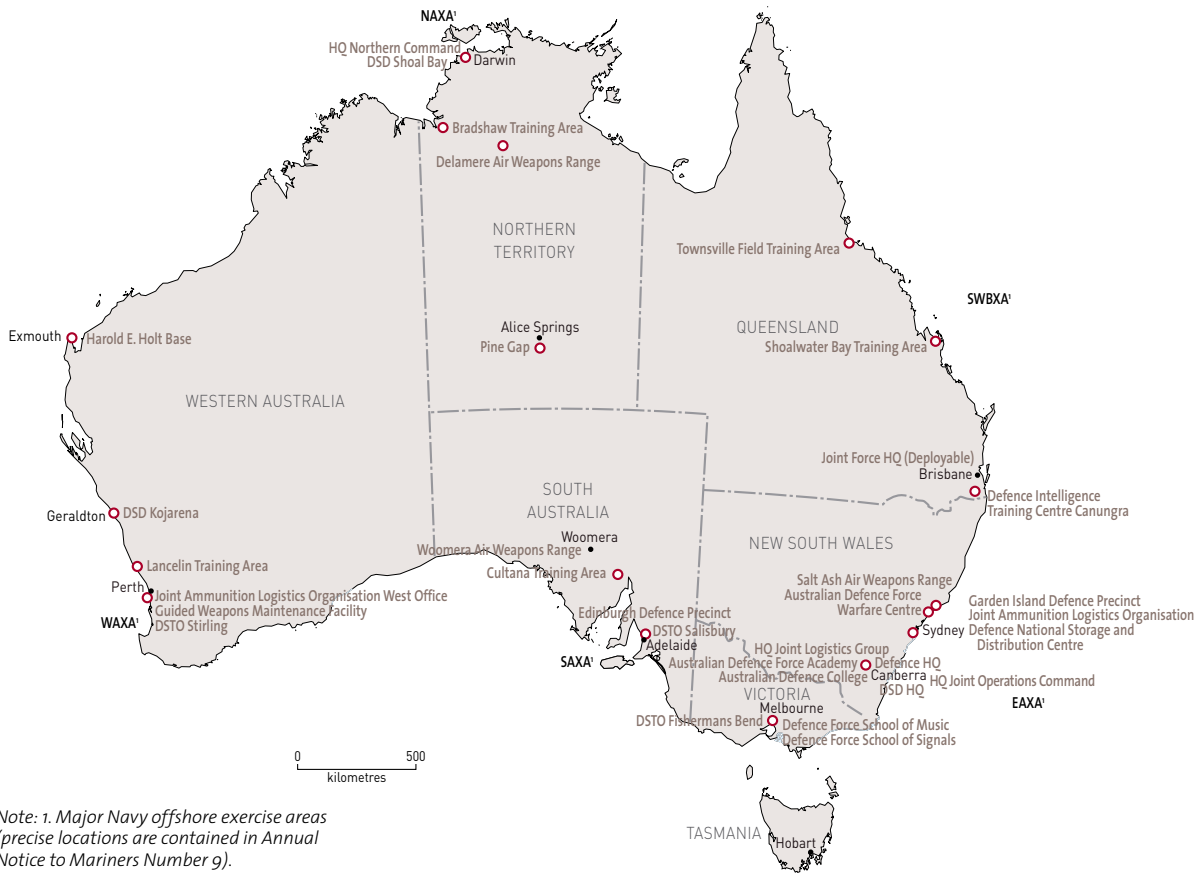
6. Amphibious ship categories, including: tank landing ship, medium landing ship, heavy landing ship, amphibious landing platform, landing ship logistic and helicopter, landing ship dock, assault landing ship and landing ship helicopter and dock.

7. The majority of North Korean submarines are coastal and inshore vessels.

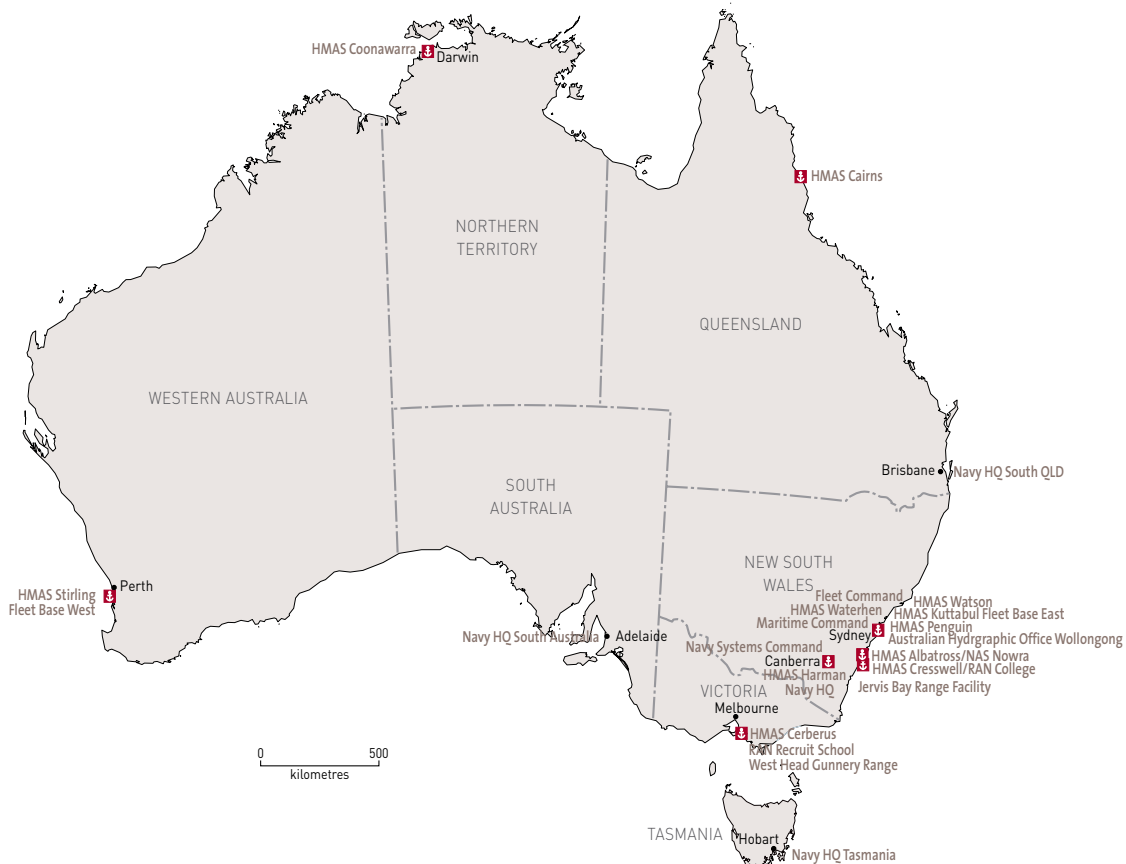
8. Russia holds large numbers of obsolete military equipments in store.

Source: The International Institute of Strategic Studies 2011, The Military Balance 2011, Routledge, Abingdon; Defence Portfolio Budget Statements 2011–12.

## MAJOR DEFENCE FACILITIES



## PRINCIPAL NAVY ESTABLISHMENTS



## MAJOR ARMY BASES



## MAJOR AIR FORCE BASES



DEPARTMENT OF DEFENCE



## ORGANISATION

The Department of Defence was established on 1 March 1901 and located in Melbourne's Victoria Barracks. Following Federation, the six states' naval and military forces, which numbered nearly 30,000 personnel (although only 1,740 were full-time), were transferred to Commonwealth control. The department was small and its role mainly administrative, as matters concerning Australia's security remained the responsibility of the British Government. However, this changed markedly in the coming decades, which saw Australia involved in two world wars and major post-war deployments.

By the 1960s the Defence group of departments moved to Canberra and had collectively become the largest government portfolio, with separate Service bureaucracies and ministers. However, it was also in need of major structural reform. On 30 November 1973, the previously separate Army, Navy, Air Force and Department of Defence were brought together into a single entity. Since then, the organisational structure has evolved into the integrated arrangement of today.

The Defence portfolio now consists of a number of component organisations that together are responsible for supporting the defence of Australia and its national interests. The three most significant of these are: the Department of Defence, the ADF and the Defence Materiel Organisation (DMO) as a prescribed agency within the portfolio. In practice, these bodies work closely together and are broadly regarded as one organisation known as 'Defence' (or the Australian Defence Organisation). A series of internal directives and delegations help create this unified organisation.

The Defence portfolio also contains a number of smaller entities which include statutory appointments created by the *Defence Force Discipline Act 1982* (DFDA), and various trusts and companies which are independent but reside administratively within Defence.

The Minister for Defence's portfolio also contains the Department of Veterans' Affairs (DVA) and its associated bodies, as it is part of the Defence portfolio in the Administrative Arrangement Order. However, the DVA is administered separately from Defence.

Defence's primary role is to defend Australia and its national interests. Therefore Defence must prepare for and conduct military operations and other tasks, as directed by the Australian Government. This involves building and maintaining defence capabilities that provide response options to the government to meet a wide range of events and circumstances in which Australia's interests are engaged.

Far from being a simple amalgam of the three Services and a civilian bureaucracy, Defence is now structured on the basis of so-called Groups: the high-level functional areas that either deliver Defence outcomes and/or support those Groups that do.

In recent years Defence has undergone a number of structural changes to drive improvement, particularly in the areas of service delivery, strategy and business planning, and organisational reform. Key changes to the organisation include:

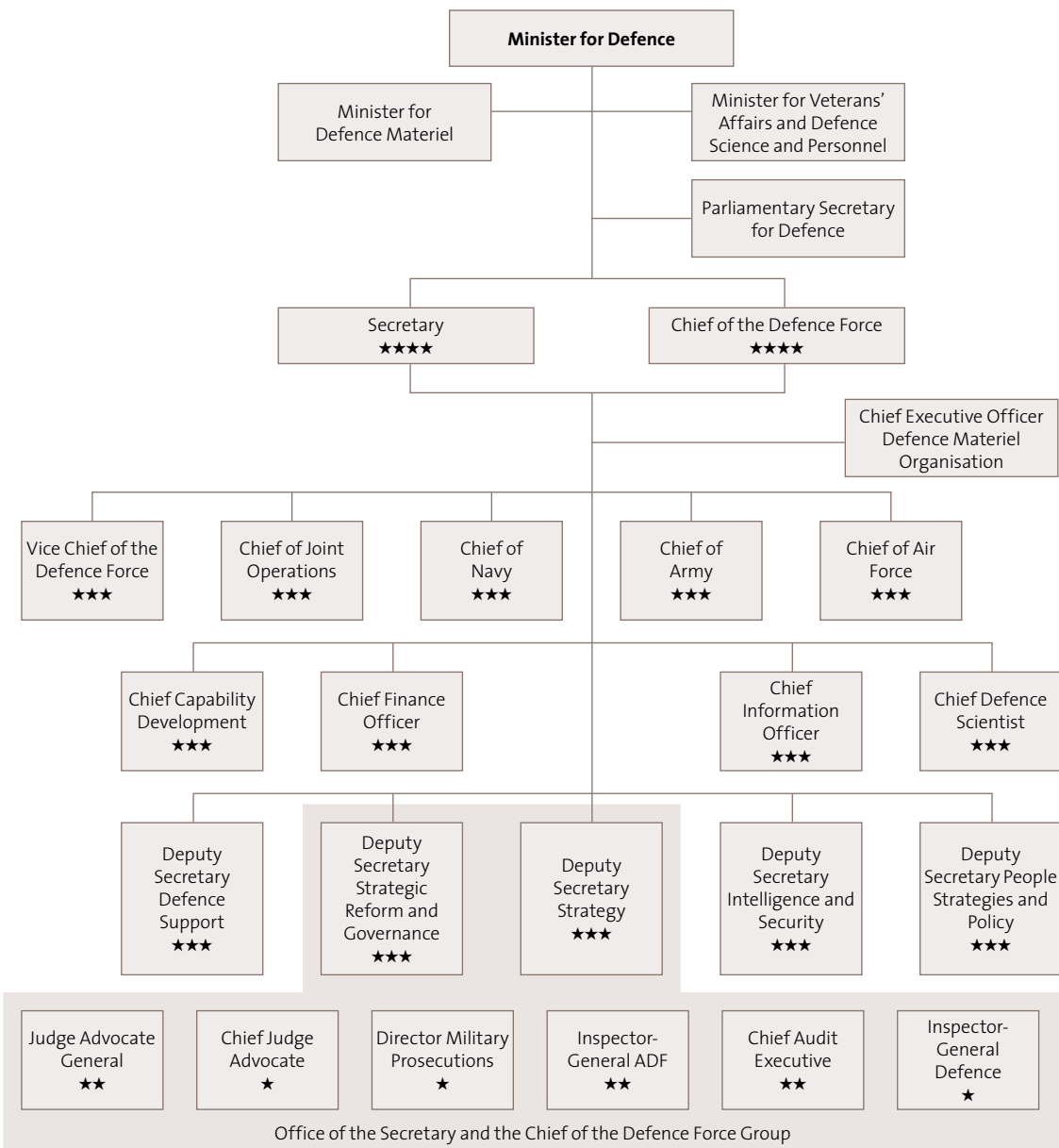
- The DMO became a Prescribed Agency under the FMA Act in July 2005.
- The Defence Support Group commenced operations as a consolidated service delivery organisation for Defence in July 2006, based around the previous Corporate Services and Infrastructure Group combining with organisations formerly part of Personnel Executive to form two new divisions—Personnel Services Division and Health Services Division (responsibility for Health Services was transferred from the Defence Support Group to VCDF Group in September 2008).
- The Office of the Secretary and the Chief of the Defence Force (OSCDF) was established in April 2007 as part of the Reform in Defence initiatives flowing from the Proust Review to support the Secretary and CDF, which includes a Strategy Executive.
- In September 2007 a new 'three star' position, Chief of Joint Operations (CJOPS), was created to head Joint Operations Command. The role of VCDF was reshaped to focus on Defence business at the strategic level, by providing additional support principally in the areas of joint capability management, strategic inventory management, and delivery of military joint education and training.

**Chapter 3 image:** Australian Federation Guard participate in a flag raising ceremony on Australia Day in Canberra. © Defence Department



- A new Deputy Secretary People Strategies and Policy position was created in 2008.
- The Strategic Reform and Governance Executive (SRGE) was formed in 2009 within the OSCDF Group to oversee, integrate and coordinate the Strategic Reform Program.
- International Policy Division was separated from the Intelligence, Security and International Policy Group (renamed the Intelligence and Security Group) in July 2009 and transferred to the Strategy Executive.
- As a consequence of the increasing responsibilities of the Strategy Executive and to help ease the heavy load arising out of operations in the Middle East Area of Operations, the new position of Deputy Secretary Strategy (Operations) was created within the OSCDF Group in 2010.
- The temporary position of Deputy Secretary (Operations) was disestablished in January 2011.
- With effect from May 2011, Ministerial and Executive Coordination and Communication (MECC) Division transferred from the Strategy Executive to the SRGE in the OSCDT Group. The move of the MECC division to SRGE will help consolidate governance-related functions.

**Figure: Defence Organisational Structure 2011**



Stars (★) refer to ADF Star rank or SES Band levels

## DEFENCE GROUPS

**Office of the Secretary and Chief of the Defence Force Group** consists of the following organisations:

- Judge Advocate General
- Chief Judge Advocate
- Director Military Prosecutions
- Inspector-General ADF
- Inspector-General Defence
- Strategy
- Strategic Reform and Governance.

The OSCDF Group supports the Secretary and CDF so that they can better respond to the demands of high operational tempo, deliver high quality policy advice to the Australian Government, drive organisational reform and exercise strategic leadership. The OSCDF Group manage the vast array of operational, policy, commercial, regulatory, risk and other matters associated with the Defence mission of defending Australia and its national interests.

**Navy** provides maritime forces that contribute to the ADF's capacity to defend Australia, contribute to regional security, support global interests, shape the strategic environment and protect national interests. Peacetime activities include maritime surveillance and response within Australia's offshore maritime zones, hydrographic, oceanographic and meteorological support operations, humanitarian assistance, and maritime search and rescue.

**Army** contributes to the achievement of the government's defence objectives through the provision of capabilities for land and special operations. Army also provides forces for peacetime national tasks, including forces with a capability to enhance the national domestic security response to terrorist, chemical, biological, radiological or explosive incidents.

**Air Force** defends Australia and its national interests by providing immediate and responsive military options across the spectrum of operations as part of a whole-of-government joint or collective response, either from Australia or deployed overseas. Air Force capabilities are also employed in a range of non-military activities such as search and rescue, disaster relief, humanitarian assistance, coastal and maritime surveillance, evacuation of civilians from trouble spots and other protective functions.

**Intelligence and Security Group** has two main objectives of delivering intelligence capability for Defence and leading the development of security policy, standards and plans to meet Defence's protective security requirements and to provide information security services to government.

**Defence Support Group** is responsible for delivering most of the shared services which support the ADF and other Defence Groups, and is fundamental to generating Defence capability through the services it provides. These include: legal services; personnel administration; housing; a range of personnel support functions; business services; base support services including catering, accommodation, cleaning and grounds maintenance; and managing, developing and sustaining the Defence estate, including the substantially increased Major Capital Facilities Program.

**Defence Science and Technology Organisation (DSTO)** provides expert, impartial science and technology advice, and innovative solutions to government, Defence and Australia's national security agencies to support the provision of military capabilities and the promotion of security and stability. For Defence, this is achieved by enhancing capability, reducing risk and saving resources through applied research focused on support to military operations, the current force, capability development and acquisition.

**Chief Information Officer Group** provides Defence with dependable, secure and integrated ICT capabilities to support efficient and effective conduct of Defence operations, and the conduct of Defence business.

**Vice Chief of the Defence Force Group** has a mission to develop, deliver and enable Defence joint capability in order to protect and advance Australia's strategic and national interests. VCDF Group enables Defence to meet its objectives through the provision of military strategic effects and commitments advice and planning, joint military professional education and training, logistics support, health support, ADF Cadet and Reserve policy, joint capability management, and joint and combined ADF doctrine. In addition, VCDF Group has responsibility for the Asia Pacific Civil-Military Centre of Excellence, the Australian Defence Simulation Office, the ADF

Parliamentary Program, the Federation Guard, ADF ceremonial activities, the ADF Investigative Service and the Strategic Communications Branch.

**Joint Operations Command** consists of a headquarters (HQJOC) and the following components: Border Protection Command, Northern Command, Maritime/Submarine Operations, Joint Movements Group and Joint Task Forces. Headquarters Special Operations Command, the Air and Space Operations Centre Headquarters, and the Maritime Operations Group are collocated with HQJOC, and provide CJOPS with advice on environmental matters. Headquarters 1<sup>st</sup> Division with Army is force assigned for military planning. Liaison Officers from the Australian Federal Police and AusAID have been assigned to HQJOC to enable interagency planning for operations.

HQJOC supports CJOPS to plan for and conduct, military campaigns, operations, joint exercises, and the preparation of military options of contingencies and crisis management. On behalf of CDF, HQJOC is also responsible for the ADF commitment to the Coastwatch civil surveillance program and Border Protection Command tasking, search and rescue and emergency Defence assistance to the civil community.

**Capability Development Group** develops and manages the Defence Capability Plan (DCP). The group prepares defence capability investment proposals for government consideration, and maintains a ‘sponsor’ role during the acquisition process and maintains close relationships with a range of stakeholders including the DMO and capability managers.

**Chief Finance Officer Group** is responsible for giving strategic financial advice and information to Ministers, the Secretary, CDF, and other Defence senior leaders. It provides a whole-of-Defence focus for planning, management, monitoring and reporting of key deliverables to the government, including Defences’s outputs. The group’s responsibilities extend to Defence’s financial governance and assurance, and managing Defence’s budget, financial policies, principles and practices in accordance with the FMA Act.

**People Strategies and Policy Group** has two primary objectives: delivery of a sustainable people capability to support Defence outcomes; and leading workforce and shared services reform in the human resource function across the organisation as part of the Strategic Reform Program. The group focuses on three key areas to achieve its main objectives: building and communicating an attractive employment offer; developing a work environment and supporting arrangements that deliver on Defence’s commitment to its people; and reforming the People Management System to achieve more consistently effective people outcomes.

## Defence Materiel Organisation

On July 1, 2005, DMO became a prescribed agency under the FMA Act as a result of the Australian Government implementing recommendations from the 2003 Report of the Defence Procurement Review (Kinnaird Report). As a prescribed agency, the CEO of DMO is accountable directly to the Minister for Defence for financial matters. On other matters, DMO still remains close to Defence from an administrative perspective—the CEO being accountable to CDF through the *Defence Act 1903* and to the Secretary through the *Public Service Act 1999*.

DMO is responsible for the acquisition and sustainment of the materiel element of operating capability for the ADF. DMO contains 15 divisions overseen by five Deputy Secretary-level General Managers under the CEO. The divisions fall into three main categories:

- **Systems** divisions are set up on the traditional ‘environmental’ domains of sea, land and air, plus divisions dealing with explosive ordnance and electronic and helicopter systems. They manage and deliver the vast bulk of the 220 major equipment acquisition projects (and more than 120 minor acquisition projects) that DMO is responsible for, and take care of the materiel support of existing capabilities—some 110 major fleet groupings—across all domains.
- **Programs** divisions acquire high profile capabilities of strategic significance. Currently these programs are: Airborne Early Warning and Control/Collins Class Submarine, Air Warfare Destroyer, New Air Combat Capability (Joint Strike Fighter) and New Submarine Project.
- **‘Commercial’** divisions provide enabling services and take care of specific areas. These are Enabling Services, Special Counsel, and Commercial and Industry Programs. An Acquisition and Sustainment Reform division reports to the General Manager Reform and Special Projects.

Two final divisions report directly to the CEO DMO: Chief Finance Officer DMO and Head Human Resources and Corporate Services.

## MINISTERIAL DIRECTIVE

The manner in which Defence operates is clarified in directions given to the Secretary and CDF by the Minister for Defence. In the past, the Minister issued separate directions to the Secretary and CDF. Since the mid-1990s, the Minister has issued a joint Ministerial Directive to the Secretary and CDF that details how the Minister expects the Secretary and CDF to conduct their business in delivering Defence outcomes (see below) to government.

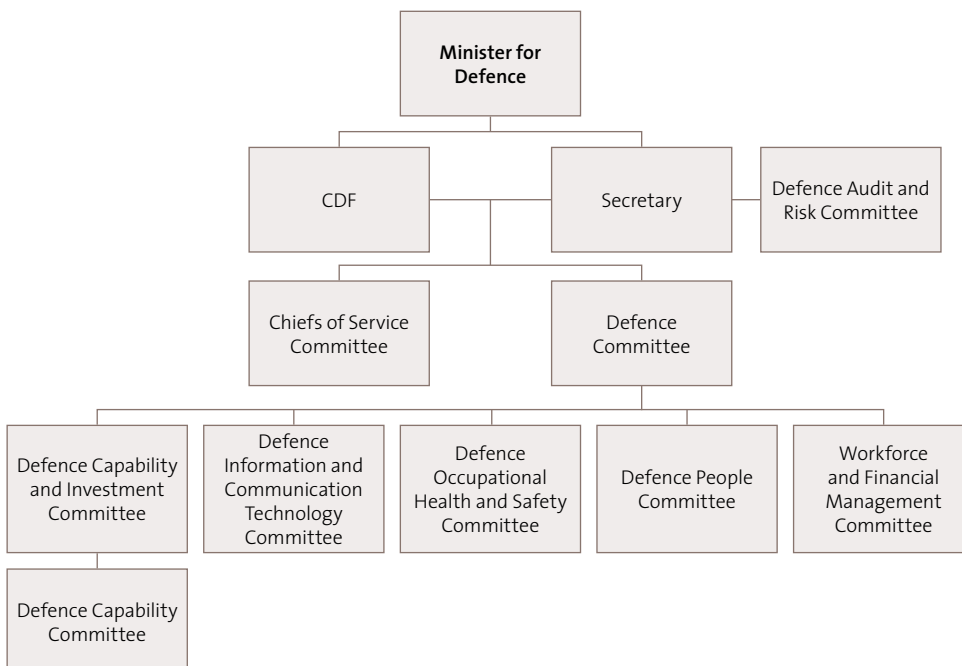
Specifically, the current Directive requires that the Secretary and CDF will deliver:

- under the sole command of CDF, operational deployment of the ADF to enhance our national strategic interests and our alliance relationships, to strengthen regional security and to successfully conduct joint military exercises and operations
- identification, development and provision of current and future capability to enable our armed forces to defend Australia and its national interests
- enhanced intelligence, strategic policy, scientific and information capabilities, responsive to whole-of-government requirements
- timely, accurate, coordinated and considered advice to the Minister and government
- proper stewardship of people, through developing and maintaining workforce skills and career structures, building and maintaining Defence's reputation and providing a living and working environment that attracts and retains people
- sound management of financial and other resources, operating within budgeted financial performance, meeting statutory requirements for preparing financial statements and optimal management and use of the Defence estate
- appropriate planning, evaluation and reporting documents, including an annual Defence Management and Finance Plan, the Defence Capability Plan, and periodic Strategic Reviews and White Papers, incorporating the above.

## SENIOR DEFENCE COMMITTEES

Defence has nine senior committees that provide targeted, informed and strategic advice to the Secretary and CDF, and play an important role in the organisation's governance structure.

**Figure: Senior Defence Committees Structure**



## Defence Committee

The Defence Committee is Defence's primary advisory body, supporting the Secretary and CDF in meeting their joint obligations under the Ministerial Directive for the management and administration of Defence. It is chaired by the Secretary and provides advice on strategic management and governance issues and monitors the overall performance of Defence. The Defence Committee is chaired by the Secretary.

The following senior Defence committees are subordinate to the Defence Committee:

**Defence Capability and Investment Committee** reviews of major capability and investment issues by seeking to ensure that resourcing, including capital investment and operating costs, is consistent with Defence's strategic priorities and resourcing strategy. The Defence Capability and Investment Committee is chaired by the Secretary.

**Defence Capability Committee** is a sub-committee of the Defence Capability and Investment Committee that considers and develops options for current and future capability. The Defence Capability Committee is chaired by the Chief Capability Development Group.

**Workforce and Financial Management Committee** ensures the efficient and effective allocation of Defence resources to meet strategic objectives. It reviews all funding requests and workforce planning initiatives including the allocation of the workforce to meet performance objectives, and also provides strategic direction on the reprioritisation of Defence resources. This Workforce and Financial Management Committee is co-chaired by the Secretary and CDF.

**Defence Information and Communication Technology Committee** provides strategic direction on the planning, expenditure and allocation of Information and Communication Technology (ICT) resources across Defence. The Defence Information and Communication Technology Committee is co-chaired by the Secretary and CDF.

**Defence Occupational Health and Safety Committee** has oversight of all issues related to Occupational Health and Safety including strategic planning, compliance with internal and external arrangements, and monitoring risks to the wellbeing of Defence's people. The Defence Occupational Health and Safety Committee is co-chaired by the Deputy Secretary People Strategies and Policy and VCDF.

**Defence People Committee** identifies and oversees the implementation of critical workforce initiatives and people policies needed to generate organisational capability required by Defence. The Defence People Committee is chaired by the Deputy Secretary People Strategies and Policy.

## Chiefs of Service Committee

The Chiefs of Service Committee provides military advice to CDF to assist him in commanding the ADF and providing military advice to the Australian Government. The committee is chaired by CDF.

## Defence Audit and Risk Committee

The Defence Audit and Risk Committee (DARC) provides independent advice to the Secretary and CDF on all aspects of Defence governance, including: audit, assurance, financial management, and risk management. Mr Paul Rizzo is the independent chair of the DARC.

## DEFENCE LEADERSHIP

### Ministerial

**Minister for Defence:** The Hon. Stephen Smith MP; appointed September 2010; MHR (Labor) for Perth, Western Australia, since 1993.

**Minister for Defence Science and Personnel:** The Hon. Warren Snowdon MP; appointed September 2010; first elected MHR (Labor) for Northern Territory, Northern Territory, 1987 to 1996; re-elected MHR (Labor) for Lingiari, Northern Territory, since 1998. He also holds the portfolios of Veterans' Affairs and Indigenous Health.

**Minister for Defence Materiel:** The Hon. Jason Clare MP; appointed September 2010; MHR (Labor) for Blaxland, New South Wales, since 2007.

**Parliamentary Secretary for Defence:** Senator David Feeney; appointed September 2010; Senator for Victoria, since 2008.

### Secretary of the Department of Defence

Dr Ian Watt AO; appointed August 2009.

### Chief of the Defence Force

General David Hurley AC DSC; appointed July 2011.

### Service Chiefs

**Chief of Navy:** Vice Admiral Ray Griggs AM CSC RAN; appointed July 2011.

**Chief of Army:** Lieutenant General David Morrison AO; appointed July 2011.

**Chief of Air Force:** Air Marshal Geoff Brown AM; appointed July 2011.

**Vice Chief of the Defence Force:** Air Marshal Mark Binskin AM; appointed July 2011.

**Chief Joint Operations:** Lieutenant General Brian (Ash) Power AM CSC; appointed May 2011.

**Chief Capability Development Group:** Air Marshal John Harvey AM; appointed October 2010.

**Chief Finance Officer:** Mr Phillip Prior; appointed January 2006

**Chief Information Officer:** Mr Greg Farr; appointed November 2007.

**Deputy Secretary Defence Support:** Mr Simon Lewis PSM; acting from April 2010

**Deputy Secretary Strategy:** Mr Peter Jennings; appointed 2010.

**Deputy Secretary Strategic Reform and Governance:** Mr Brendan Sargeant; appointed 2010

**Deputy Secretary Intelligence and Security:** Mr Stephen Merchant; appointed February 2007.

**Deputy Secretary People Strategies and Policy:** Mr Phil Minns; appointed February 2008.

### Defence Materiel Organisation

**Chief Executive Officer of the Defence Materiel Organisation:** Mr Warren King, acting from July 2011.

### Defence Science and Technology Organisation (DSTO)

**Chief Defence Scientist (Head of DSTO):** Professor Robert Clark; appointed September 2008.

Note: leadership current as at July 2011.

## OUTCOMES AND PROGRAMS

- The Australian Government funds Defence to achieve designated outcomes through a series of programs. From 2009–10, the Defence budget has been set out according to an ‘outcomes’ and ‘programs’ structure. This replaced the ‘outcomes’ and ‘outputs’ framework that was established in 1999.
- **Outcomes** are the results or benefits that the Australian Government aims to deliver to the community through the work of its agencies. They are specified for each agency, and are intended to express the purpose or goal of each agency’s activities.
- **Programs** are the activities that agencies undertake in pursuit of the outcomes they are expected to deliver. Defence’s planned program performance is reported against the following three outcomes:

**Outcome 1:** The protection and advancement of Australia’s national interests through the provision of military capabilities and the promotion of security and stability.

**Outcome 2:** The advancement of Australia’s strategic interests through the conduct of military operations and other tasks directed by government.

**Outcome 3:** Support to the Australian community and civilian authorities as requested by government.

### Defence outcomes and programs net costs (\$’000)

<b>Outcome 1: The protection and advancement of Australia’s national interests through the provision of military capabilities and the promotion of security and stability</b>	<b>Net Cost 2008–09 (actual)</b>	<b>Net Cost 2009–10 (actual)</b>	<b>Net Cost 2010–11 (revised)</b>	<b>Net Cost 2011–12 (budget)</b>
Program 1.1 Office of the Secretary and CDF	207,055	196,250	176,353	172,623
Program 1.2 Navy Capabilities	3,979,224	3,744,936	3,804,946	4,051,659
Program 1.3 Army Capabilities	5,014,621	5,093,356	4,921,024	4,926,814
Program 1.4 Air Force Capabilities	3,905,684	3,698,512	3,806,055	4,007,321
Program 1.5 Intelligence Capabilities	501,071	561,908	510,285	530,650
Program 1.6 Defence Support	3,168,997	3,319,103	3,385,488	3,528,819
Program 1.7 Defence Science and Technology	374,906	403,156	447,291	433,695
Program 1.8 Chief Information Officer	696,623	806,069	830,130	779,918
Program 1.9 Vice Chief of the Defence Force	1,317,631	1,012,042	844,363	855,506
Program 1.10 Joint Operations Command	95,462	102,864	42,625	46,328
Program 1.11 Capability Development	129,739	364,956	531,733	747,849
Program 1.12 Chief Finance Officer	818,598	316,814	211,756	644,488
Program 1.13 People Strategies and Policy	256,727	285,916	259,446	326,240
<b>Departmental outputs contributing to Outcome 1</b>	<b>20,466,338</b>	<b>19,905,882</b>	<b>19,261,210</b>	<b>21,051,910</b>
<b>Outcome 2: The advancement of Australia’s strategic interests through the conduct of military operations and other tasks as directed by government</b>				
Program 2.1 Operations contributing to the security of the immediate neighbourhood	173,161	160,911	213,101	203,669
Program 2.2 Operations supporting wider interests	557,360	892,176	1,352,167	1,375,285
<b>Outcome 3: Support for the Australian community and civilian authorities as requested by government</b>				
Program 3.1 Defence Contribution to National Support Tasks in Australia	14,557	10,620	15,252	9,829
<b>Total net cost (non-administered)</b>	<b>21,211,416</b>	<b>20,969,589</b>	<b>20,841,730</b>	<b>22,640,693</b>

Notes: Non-cash expenses due to the depreciation of equipment are included in the net cost (revenue minus expenses). Funds appropriated for administered programs (which are not controlled by Defence) for home-loan assistance and military superannuation and retirement benefits have been omitted.

Source: Defence Annual Reports; Defence Portfolio Budget Statements 2011–12.

## STRATEGIC REFORM PROGRAM

The Strategic Reform Program (SRP) is an integral component of the 2009 Defence White Paper. It is the means by which Defence will help deliver and sustain Force 2030—a stronger, more agile and harder-hitting ADF. Building Force 2030, however, will take significant long-term investment to acquire stronger military capabilities, and the infrastructure to support them, to meet future strategic challenges. Substantial funding is also required to remediate key areas in Defence where past under-investment has led to certain capability gaps and has diminished critical support functions to the ADF.

The SRP is a comprehensive package of reforms and efficiency initiatives to improve Defence's performance and deliver gross savings of around \$20.6 billion over a decade from 2009–10. The savings are to be reinvested in meeting White Paper capability goals, thus delivering Australia a strategic advantage by reducing the need for additional national resources.

The SRP was developed within the Defence organisation and brings together:

- initial work undertaken in the \$10 billion Defence Savings Program announced by the Australian Government in early 2008
- the results of the 2008 Defence Procurement Review
- detailed analysis undertaken in the series of internal White Paper Companion Reviews commissioned in 2008
- recommendations of the Defence Budget Audit undertaken by Mr George Pappas with assistance from the consulting firm, McKinsey&Company, in 2008–09.

The planning work culminated in a SRP Portfolio-Wide Implementation Plan endorsed by the Australian Government, to achieve fundamental reform within the Defence organisation. A Strategic Reform and Governance Executive was established in the OSCDF Group to oversee, integrate and coordinate the reform program. In addition, a Defence Strategic Reform Advisory Board, with a mix of senior public and private sector representation, provides advice on how the reforms should be implemented and reports on progress to government.

The SRP has three key elements:

- **Improved Accountability in Defence.** Providing much greater transparency of how Defence manages its budget will strengthen the accountability of the organisation and its workforce to government and the Australian taxpayer.
- **Improved Defence Planning.** Improving Defence strategic and corporate level planning will strengthen the link between strategic planning and the definition and development of military capabilities; better control the cost of military preparedness; and tighten governance and systems to ensure that Defence accurately forecasts and manages major capability acquisitions.
- **Enhanced Productivity in Defence.** Implementing smarter, tighter and more cost effective business processes and practices will make sustainment and support management more efficient and effective; improve cost effectiveness for military capability and procurement processes; and create the basis for a more efficient Defence Estate footprint.

The SRP is delivered through a range of 15 separate 'reform streams' that manage over 300 individual reform initiatives. Out of these streams, the following six will generate reforms that will lead to the majority of savings: Smart Sustainment; Workforce and Shared Services; Non-Equipment Procurement; Logistics; ICT; and Reserves. Defence effectiveness and efficiency will be further improved by the remaining eight streams: Strategic Planning; Capability Development; Output-Focused Budget Model; Estate; Preparedness, Personnel and Operating Costs; Intelligence; Science and Technology; and Procurement and Sustainment.

Now into its third year of implementation, the SRP is leading to substantial and worthwhile changes to the way Defence does business. And efforts to enshrine a 'cost conscious culture' are leading to significant savings—most apparent in the area of capability sustainment where Defence and industry have been working together to find innovative ways of maintaining equipment with greater cost effectiveness than in the past. In 2011–12, Defence will continue to focus on putting into place the necessary tools and mechanisms to track the progress of reforms and cost reductions, while also monitoring any impacts on capability or safety.



CHAPTER

# 4

PEOPLE



## PERMANENT ADF PERSONNEL NUMBERS

Year	Navy	Army	Air Force	Total	Army National Service	Pacific Islands Regiment
1901–02	no data	28,886 <sup>a</sup>	n/a	–		
1902–03	no data	25,604 <sup>a</sup>	n/a	–		
1903–04	no data	22,404 <sup>a</sup>	n/a	–		
1904–05	no data	19,880 <sup>a</sup>	n/a	–		
1905–06	no data	20,499 <sup>a</sup>	n/a	–		
1906–07	no data	21,948 <sup>a</sup>	n/a	–		
1907–08	196	1,329	n/a	1,525		
1908–09	208	1,379	n/a	1,587		
1909–10	242	1,448	n/a	1,690		
1910–11	240	1,522	n/a	1,762		
1911–12	370	2,003	n/a	2,373		
1912–13	862	2,235	n/a	3,097		
1913–14	8,599 <sup>b</sup>	34,537 <sup>b</sup>	n/a	43,136		
1914–15	9,423 <sup>b</sup>	45,645 <sup>b</sup>	n/a	55,068		
1915–16	9,423 <sup>b</sup>	60,972 <sup>b</sup>	n/a	70,395		
1916–17	4,450	74,127 <sup>b</sup>	n/a	–		
1917–18	4,700	88,362 <sup>b</sup>	n/a	–		
1918–19	11,400 <sup>b</sup>	122,186 <sup>b</sup>	n/a	133,586		
1919–20	10,697 <sup>b</sup>	109,881 <sup>b</sup>	n/a	120,578		
1920–21	8,492 <sup>b</sup>	102,665 <sup>b</sup>	n/a	111,157		
1921–22	8,493 <sup>b</sup>	127,960 <sup>b</sup>	151	136,453		
1922–23	4,143	2,073	280	6,496		
1923–24	3,876	1,703	351	5,930		
1924–25	3,877	no data	420	–		
1925–26	4,930	1,617	624	7,171		
1926–27	5,019	1,740	814	7,573		
1927–28	5,056	1,748	829	7,633		
1928–29	5,146	no data	935	–		
1929–30	4,913	1,755	852	7,520		
1930–31	4,253	1,669	835	6,757		
1931–32	3,411	1,556	821	5,778		
1932–33	3,142	1,536	823	5,510		
1933–34	3,158	1,540	813	5,511		
1934–35	3,249	1,668	885	5,802		
1935–36	3,997	1,800	1,131	6,928		
1936–37	4,189	2,032	1,666	7,887		
1937–38	4,310	2,319	2,206	8,835		
1938–39	5,051	2,795	2,793	10,639		
1939–40	10,259 <sup>c</sup>	no data	5,681 <sup>c</sup>	–		
1940–41	15,983 <sup>c</sup>	151,069 <sup>c</sup>	32,077 <sup>c</sup>	199,129		
1941–42	20,167 <sup>c</sup>	265,916 <sup>c</sup>	61,100 <sup>c</sup>	351,183		
1942–43	26,219 <sup>c</sup>	495,881 <sup>c</sup>	114,252 <sup>c</sup>	636,352		
1943–44	34,498 <sup>c</sup>	529,674 <sup>c</sup>	145,945 <sup>c</sup>	710,117		

Chapter 4 image: ANZAC Day 2011 at sea on the USS Cleveland. © Defence Department

Year	Navy	Army	Air Force	Total	Army National Service	Pacific Islands Regiment
1944-45	36,350 <sup>c</sup>	481,029 <sup>c</sup>	164,341 <sup>c</sup>	681,720		
1945-46	39,592 <sup>c</sup>	419,335 <sup>c</sup>	105,521 <sup>c</sup>	564,448		
1946-47	32,245 <sup>c</sup>	63,000 <sup>c</sup>	12,509 <sup>c</sup>	107,754		
1947-48	11,113 <sup>c</sup>	34,595 <sup>c</sup>	10,779 <sup>c</sup>	56,487		
1948-49	11,066	10,712	8,025	29,803		
1949-50	10,188	14,958	9,286	34,432		
1950-51	10,252	14,543	9,442	34,237		
1951-52	12,381	19,364	12,884	44,629		79
1952-53	12,144	27,182	15,527	54,853		390
1953-54	14,273	26,593	15,557	56,423		587
1954-55	14,181	23,802	14,853	52,836		612
1955-56	13,211	22,497	15,359	51,067		601
1956-57	13,096	22,449	15,734	51,279		610
1957-58	11,661	20,987	14,546	47,194		612
1958-59	10,745	20,142	14,826	45,713		604
1959-60	10,699	21,371	15,455	47,525		602
1960-61	10,598	20,772	15,743	47,113		661
1961-62	10,722	19,878	15,592	46,192		581
1962-63	11,103	20,985	15,815	47,903		638
1963-64	11,663	21,944	15,840	49,447		695
1964-65	12,569	22,681	16,564	51,814		812
1965-66	13,503	25,314	17,720	56,537	1,780	1,415
1966-67	14,714	32,702	19,358	66,774	8,119	1,732
1967-68	15,893	41,464	20,130	77,487	15,671	2,246
1968-69	16,454	42,944	21,564	80,962	15,688	2,406
1969-70	16,943	44,051	22,712	83,706	15,871	2,474
1970-71	17,304	44,533	22,642	84,479	16,208	2,434
1971-72	17,232	43,769	22,539	83,540	15,662	2,593
1972-73	17,134	41,290	22,720	81,144	11,947	2,769
1973-74	17,484	33,990	22,717	74,191	2,839	3,013
1974-75	16,141	30,235	21,119	67,495	38	
1975-76	16,094	31,514	21,546	69,154		
1976-77	15,993	31,430	21,351	68,774		
1977-78	16,390	31,988	21,703	70,081		
1978-79	16,298	31,883	21,689	69,870		
1979-80	16,582	31,813	21,803	70,198		
1980-81	16,961	32,321	22,249	71,531		
1981-82	17,298	32,898	22,322	72,518		
1982-83	17,598	32,876	22,711	73,185		
1983-84	17,198	33,072	22,512	72,782		
1984-85	16,692	32,278	22,692	71,642		
1985-86	16,059	32,460	22,863	71,382		
1986-87	15,538	31,834	22,677	70,049		
1987-88	15,647	31,971	22,554	70,172		
1988-89	15,641	31,854	22,413	69,908		
1989-90	15,652	30,859	22,192	68,703		

Year	Navy	Army	Air Force	Total
1990–91	15,786	30,789	22,055	68,630
1991–92	15,549	30,733	21,893	68,175
1992–93	15,294	29,194	20,598	65,086
1993–94	14,785	27,070	18,490	60,345
1994–95	14,702	25,799	17,413	57,914
1995–96	14,473	25,882	17,160	57,515
1996–97	14,419	25,796	16,812	57,027
1997–98	14,206	25,196	16,172	55,574
1998–99	13,661	24,169	15,065	52,895
1999–2000	12,887	24,089	14,051	51,027
2000–01	12,396	24,488	13,471	50,355
2001–02	12,598	25,012	13,322	50,932
2002–03	12,847	25,587	13,646	52,080
2003–04	13,133	25,446	13,455	52,034
2004–05	13,089	25,356	13,368	51,813
2005–06	12,767	25,241	13,143	51,151
2006–07	12,690	25,525	13,289	51,504
2007–08	12,935	26,611	13,621	53,167
2008–09	13,182	27,833	14,066	55,081
2009–10	13,828	29,339	14,530	57,697
2010–11 Projected Result	14,215	30,235	14,573	59,023
2011–12 Budget Estimate	14,220	30,617	14,216	59,053

Notes: a,b,c. These figures are combined permanent and reserve force personnel strengths.

Personnel strengths from 1901–02 to 1949–50 are taken from T.B. Millar 1965, *Australia's Defence*, Melbourne University Press, Melbourne, pp 174–176.

All personnel strengths from 1950–51 to 1986–87 are actual numbers as at 30 June. Personnel figures from 1987–88 onwards are average strengths. Navy, Army, Air Force, ADF and Pacific Islands Regiment personnel strengths from 1950–51 to 1972–73 are taken from the Defence Annual Report 1972.

The Pacific Islands Regiment was removed from the Australian Army order of battle with the creation of the Papua New Guinea Defence Force in 1973.

Army National Service personnel strengths are taken from the Defence Annual Report 1976.

Sources: T.B. Millar 1965, *Australia's Defence*, Melbourne University Press, Melbourne; Defence Annual Reports; Resources and Financial Programs Division 2001, 2001–02 Defence Budget Brief, Department of Defence, Canberra; Defence Portfolio Budget Statements 2011–12.

## RESERVE ADF PERSONNEL NUMBERS

Reserves				
Year	Navy	Army	Air Force	Total
1901–02	no data	no data	n/a	–
1902–03	no data	no data	n/a	–
1903–04	no data	no data	n/a	–
1904–05	no data	no data	n/a	–
1905–06	no data	no data	n/a	–
1906–07	no data	no data	n/a	–
1907–08	982	20,582	n/a	21,564
1908–09	997	21,252	n/a	22,249
1909–10	989	21,913	n/a	22,902
1910–11	1,767	21,987	n/a	23,754
1911–12	1,741	22,196	n/a	23,937
1912–13	4,107	21,461	n/a	25,568
1913–14	*	*	n/a	–
1914–15	*	*	n/a	–
1915–16	*	*	n/a	–
1916–17	no data	*	n/a	–
1917–18	no data	*	n/a	–
1918–19	*	*	n/a	–
1919–20	*	*	n/a	–
1920–21	*	*	n/a	–
1921–22	*	*	n/a	–
1922–23	3,809	35,083	n/a	38,892
1923–24	4,016	36,900	n/a	40,916
1924–25	5,030	no data	n/a	–
1925–26	6,172	38,889	218	45,279
1926–27	7,354	43,533	270	51,157
1927–28	6,214	42,887	339	49,440
1928–29	6,398	no data	339	–
1929–30	7,626	46,176	339	54,141
1930–31	5,447	25,745	350	26,095
1931–32	5,625	29,726	350	35,701
1932–33	5,577	28,285	236	34,098
1933–34	5,033	26,423	309	31,765
1934–35	5,658	28,006	229	33,893
1935–36	5,301	27,462	253	33,016
1936–37	4,847	34,031	239	39,117
1937–38	4,235	34,624	201	38,505
1938–39	4,512	42,895	251	47,658
1939–40	*	*	*	–
1940–41	*	*	*	–
1941–42	*	*	*	–
1942–43	*	*	*	–
1943–44	*	*	*	–
1944–45	*	*	*	–
1945–46	*	*	*	–

<b>Reserves</b>				
<b>Year</b>	<b>Navy</b>	<b>Army</b>	<b>Air Force</b>	<b>Total</b>
1946–47	*	*	*	–
1947–48	267	no data	no data	–
1948–49	no data	8,697	no data	–
1949–50	98	16,202	no data	–
1950–51	4,943	18,236	152	23,331
1951–52	6,344	20,981	1,221	28,546
1952–53	7,398	42,858	5,512	55,768
1953–54	6,767	69,061	5,061	80,889
1954–55	4,800	82,893	3,750	91,443
1955–56	4,944	85,177	3,041	93,162
1956–57	4,821	87,291	2,575	94,687
1957–58	6,656	77,043	1,483	85,182
1958–59	7,982	57,776	947	66,705
1959–60	7,850	54,683	864	63,397
1960–61	3,928	38,644	766	43,388
1961–62	1,534	27,532	671	29,737
1962–63	1,454	30,986	765	33,205
1963–64	1,274	28,524	926	30,724
1964–65	1,666	29,221	750	31,637
1965–66	2,131	33,526	1,035	36,692
1966–67	2,365	36,322	1,362	40,049
1967–68	2,480	37,523	1,304	41,307
1968–69	2,661	35,884	1,369	39,914
1969–70	2,383	33,316	1,509	37,208
1970–71	2,303	30,943	1,488	34,734
1971–72	2,120	28,009	1,399	31,528
1972–73	1,935	23,119	1,191	26,245
1973–74	1,593	20,000	748	22,341
1974–75	1,302	20,374	554	22,230
1975–76	1,025	21,183	458	22,666
1976–77	970	21,641	473	23,084
1977–78	917	23,164	490	24,571
1978–79	1,037	22,978	498	24,513
1979–80	1,039	23,986	502	25,527
1980–81	1,021	31,125	591	32,737
1981–82	1,094	31,706	873	33,673
1982–83	1,204	33,131	1,178	35,513
1983–84	1,220	28,920	1,608	31,748
1984–85	1,135	23,722	1,213	26,070
1985–86	1,118	23,145	1,095	25,358
1986–87	1,219	24,632	1,362	27,213
1987–88	1,368	24,703	1,341	27,412
1988–89	1,373	25,242	1,628	28,243
1989–90	1,494	23,747	1,618	26,859
1990–91	1,606	26,485	1,579	29,670
1991–92	2,248	24,996	2,376	29,620
1992–93	1,713	24,530	2,189	28,432

<b>Reserves</b>				
<b>Year</b>	<b>Navy</b>	<b>Army</b>	<b>Air Force</b>	<b>Total</b>
1993–94	1,722	26,223	2,230	30,175
1994–95	1,321	21,576	1,330	24,247
1995–96	1,760	20,840	1,450	24,050
1996–97	1,876	20,929	1,465	24,270
1997–98	no data	no data	no data	27,027
1998–99	1,227	21,486	2,303	25,016
1999–2000	1,746	18,528	1,733	22,007
2000–01	2,101	16,087	1,647	19,835
2001–02	1,544	15,669	1,655	18,868
2002–03	1,404	16,211	2,005	19,620
2003–04	1,881	16,445	2,162	20,488
2004–05	1,243	15,845	2,187	19,275
2005–06	1,598	15,579	2,287	19,464
2006–07	1,730	15,413	2,419	19,562
2007–08	1,795	15,892	2,635	20,322
2008–09	2,032	15,473	2,772	20,277
2009–10	2,142	16,227	2,879	21,248
2010–11	2,150	16,900	2,800	21,850
<b>Projected Result</b>				
2010–12 Budget Estimate	2,200	17,250	2,900	22,350

Notes: \* These reserve force figures are counted as permanent personnel strengths during the two World Wars and the immediate post-war years. Personnel strengths from 1901–02 to 1949–50 are taken from T.B. Millar 1965, *Australia's Defence*, Melbourne University Press, Melbourne, pp 174–176.

Navy, Army, Air Force and ADF Reserve personnel strengths from 1950–51 to 1993–94 are actual numbers as at 30 June. Personnel strengths from 1994–95 onwards are average strengths.

2009–10 projected result and 2010–11 Budget estimate totals include High Readiness Reserve figures.

Navy Reserve figures from 1950–51 to 1959–60 are inferred.

Sources: T.B. Millar 1965, *Australia's Defence*, Melbourne University Press, Melbourne; Defence Annual Reports; 2001–02 Defence Budget Brief; Defence Portfolio Budget Statements 2011–12.

<b>High Readiness Reserve</b>				
<b>Year</b>	<b>Navy</b>	<b>Army</b>	<b>Air Force</b>	<b>Total</b>
2009–10	–	no data	no data	no data
2010–11	–	900	600	1,500
<b>Projected Result</b>				
2011–12 Budget Estimate	–	1,000	600	1,600

Source: *Defence Portfolio Budget Statements 2011–12*.

<b>Ready Reserves</b>				
<b>Year</b>	<b>Navy</b>	<b>Army</b>	<b>Air Force</b>	<b>Total</b>
1991–92	35	973	81	1,089
1992–93	47	2,124	186	2,357
1993–94	108	2,462	199	2,589
1994–95	191	2,536	223	2,950
1995–96	254	2,952	260	3,457
1996–97	170	1,616	306	2,092
1997–98	126	–	43	169

Note: Ready Reserve personnel strengths from 1991–92 to 1993–94 are actual numbers as at 30 June. Personnel strengths from 1995–96 to 1997–98 are average strengths.

Source: *Defence Annual Reports*.

## CIVILIAN EMPLOYEE NUMBERS

### Civilian Personnel employed by the Defence Group of Departments, 1962–63 to 1973–74

	Department of Defence	Department of Navy	Department of Army	Department of Air Force	Department of Supply	Total
1962–63	no data	8,400	5,056	2,694	19,629	–
1963–64	no data	8,500	5,300	2,700	19,856	–
1964–65	945	8,675	6,447	2,842	20,935	39,844
1965–66	1,033	9,372	7,280	3,199	21,792	42,676
1966–67	1,172	10,174	8,172	3,487	21,900	44,905
1967–68	1,277	10,693	9,052	3,897	21,470	46,389
1968–69	1,327	11,193	9,670	4,170	21,221	47,581
1969–70	1,541	11,680	10,331	4,405	21,730	49,687
1970–71	1,706	12,223	10,639	4,476	21,372	50,416
1971–72	1,707	12,446	10,951	4,612	21,014	50,730
1972–73	1,844	12,892	11,383	4,716	20,466	51,301
1973–74	1,789	12,079	9,864	4,348	19,158	47,238

Notes: Personnel strength as at 30 June including full-time, part-time and paid inoperative staff but excluding locally engaged overseas staff. Approximately 50 per cent of the Navy figure includes dockyard industrial workers.

### Civilian Personnel employed by Defence, Defence Production and the Defence Materiel Organisation, 1974–75 to 2011–12

	Department of Defence	Defence Production	Defence Materiel Organisation	Total
1974–75	32,811	no data		–
1975–96	31,847	no data		–
1976–77	31,551	no data		–
1977–78	31,377	no data		–
1978–79	30,613	no data		–
1979–80	30,488	no data		–
1980–81	30,366	no data		–
1981–82	20,374	19,311		39,685
1982–83	24,704	15,157		39,861
1983–84	24,606	15,266		39,872
1984–85	25,363	14,982		40,345
1985–86	26,264	14,297		40,561
1986–87	26,161	12,816		38,977
1987–88	26,109	9,708		35,817
1988–89	25,328	7,174		32,502
1989–90	23,922	478		24,400
1990–91	24,018	394		24,412
1991–92	23,750	256		24,006
1992–93	22,559	139		22,698
1993–94	20,726	87		20,813
1994–95	20,188	103		20,291
1995–96	19,830	102		19,932
1996–97	18,744	102		18,846
1997–98	17,664	92		17,756
1998–99	16,641	no data		–
1999–2000	16,362	55		16,417
2000–01	16,292			16,292



	Department of Defence	Defence Production	Defence Materiel Organisation	Total
2001–02	16,819			16,819
2002–03	17,328			17,328
2003–04	18,303			18,303
2004–05	13,390		4,363	17,753
2005–06	13,577		4,502	18,079
2006–07	14,516		4,951	19,467
2007–08	15,087		5,304	20,391
2008–09	14,489		5,552	20,041
2009–10	14,532		5,526	20,058
2010–11	15,146		5,510	20,656
<b>Projected result</b>				
<b>2011–12 Budget estimate</b>	16,001		5,647	21,648

## Notes:

1985–86 onwards refers to average strength including full-time and part-time staff converted to full-time equivalent. Pre 1985–86 figures refer to strength as at 30 June including full-time, part-time and paid inoperative staff but excluding locally engaged overseas staff.

'Defence Production' refers to Department of Defence Support pre 1984–85, the Office of Defence Production in 1984–85 and staff paid through the Munitions, Aerospace, Shipbuilding and Defence Support trust accounts including the Woomera Defence Support Centre thereafter.

The Defence Materiel Organisation was established as a prescribed agency on 1 July 2005, after which its APS employees were counted separately.

A total of 9,816 staff (including Navy dockyard staff) were transferred from Defence to Defence Support in 1981–82, and 4,263 Defence Science and Technology Organisation staff were transferred from Defence Support to Defence in 1982–83. In 1984–85 the Department of Defence Support was subsumed by the Department of Defence and became the Office of Defence Production.

Sources: Defence Annual Reports, 2001–02 Defence Budget Brief, Defence Portfolio Budget Statements 2011–12.

## PERMANENT ADF RANK PROFILE, 1989–2010

	Officers	Other ranks	Total
1989	11,960	57,669	69,629
1990	12,097	55,744	67,841
1991	12,426	56,732	69,158
1992	12,445	54,609	67,054
1993	12,063	50,377	62,440
1994	11,823	47,109	58,932
1995	11,775	46,413	58,188
1996	12,063	45,517	57,580
1997	12,584	44,632	57,216
1998	12,589	42,585	55,174
1999	12,155	39,864	52,019
2000	11,659	39,096	50,755
2001	11,436	38,327	49,763
2002	11,684	39,681	51,365
2003	11,971	39,820	51,791
2004	12,184	40,060	52,244
2005	12,132	39,053	51,185
2006	12,369	38,518	50,887
2007	12,606	38,593	51,199
2008	13,114	40,029	53,143
2009	13,453	41,608	55,061
2010	13,816	43,983	57,799

Note: Actual staff numbers as at 30 June.

Source: Defence Annual Reports.

## PERMANENT ADF PERSONNEL, BY SERVICE AND RANK, 1998-99 TO 2011-12

	1998-99	1999-2000	2000-01	2001-02	2002-03	2003-04	2004-05	2005-06	2006-07	2007-08	2008-09	2009-10	2010-11 Projected result	2011-12 Budget estimate
<b>Navy</b>														
Star-ranked officers	33	35	34	34	35	34	36	40	44	50	45	49	52	52
Senior officers	354	355	380	403	404	434	433	443	453	474	499	528	522	529
Officers	2,563	2,422	2,336	2,349	2,380	2,446	2,480	2,504	2,502	2,853	2,641	2,657	2,783	2,798
Other ranks	10,711	10,089	9,646	9,812	10,000	10,219	10,104	9,780	9,691	9,828	9,897	10,396	10,697	10,793
<b>Army</b>														
Star-ranked officers	44	44	48	49	50	49	51	57	65	75	72	74	79	80
Senior officers	547	550	548	561	558	576	603	644	691	720	757	770	779	789
Officers	4,497	4,440	4,446	4,431	4,458	4,524	4,626	4,744	4,902	5,044	5,202	5,347	5,398	5,484
Other ranks	19,081	19,038	19,446	19,971	20,521	20,297	20,076	19,796	19,867	20,772	21,473	22,889	23,691	24,063
<b>Air Force</b>														
Star-ranked officers	33	36	38	36	35	36	38	38	40	51	52	50	53	51
Senior officers	459	471	487	503	517	518	515	517	540	574	596	639	570	574
Officers	3,655	3,484	3,330	3,364	3,489	3,550	3,511	3,477	3,552	3,712	3,838	3,845	3,992	3,895
Other ranks	10,918	10,054	9,616	9,419	9,605	9,351	9,305	9,111	9,157	9,284	9,488	9,891	9,900	9,696

Notes: Figures are average funded strengths.

Military senior officers are Colonel and Lieutenant Colonel and equivalent.

Source: Defence Annual Reports; Defence Portfolio Budget Statements 2000-01, Defence Portfolio Budget Statements 2011-12.

## DEFENCE CIVILIAN SENIOR EXECUTIVE SERVICE (SES) EMPLOYEES, BY LEVEL AND GENDER, 1990-91 TO 2009-10

	Male					Female					Total
	Band 1	Band 2	Band 3	COD 2	COD 3	Band 1	Band 2	Band 3	COD 2	COD 3	
<b>1990-91</b>	64	43	5	0	0	4	0	0	0	0	116
<b>1991-92</b>	62	20	5	15	4	5	0	0	0	0	111
<b>1992-93</b>	59	15	6	14	4	4	1	0	0	0	103
<b>1993-94</b>	59	16	6	14	3	4	1	0	0	0	103
<b>1995-96</b>	59	19	5	13	2	8	1	0	0	0	107
<b>1996-97</b>	53	16	5	12	2	7	2	0	0	0	97
<b>1997-98</b>	53	15	5	12	2	6	1	0	0	0	94
<b>1998-99</b>	49	15	5	11	2	8	2	0	0	0	92
<b>1999-2000</b>	55	20	5	12	3	9	2	0	0	0	106
<b>2000-01</b>	51	17	8	11	2	10	3	0	0	0	102
<b>2001-02</b>	58	18	8	14	3	19	3	0	0	0	123
<b>2002-03</b>	52	18	6	12	3	16	4	0	0	0	111
<b>2003-04</b>	47	14	6	12	3	21	3	0	0	0	106
<b>2004-05</b>	49	20	6	12	3	17	7	0	0	0	114
<b>2005-06</b>	42	14	5	11	3	14	2	0	2	0	93
<b>2006-07</b>	40	17	5	12	3	15	5	0	2	0	99
<b>2007-08</b>	48	15	7	10	3	21	5	0	3	0	112
<b>2008-09</b>	48	19	7	10	3	20	4	1	3	0	115
<b>2009-10</b>	48	23	8	10	3	20	4	0	3	0	119

Notes: Actual staff numbers as at 30 June.

From 2005-06 numbers exclude SES officers in the DMO

Does not include SES relief staff.

COD—Chief of Division (Defence Science and Technology Organisation).

Source: Defence Annual Reports.

## PERMANENT ADF RECRUITING ACTIVITY, 1990-91 TO 2009-10

	Navy	Army	Air Force	Total
<b>1990-91</b>				
Total inquiries	53,187	69,641	108,931	231,759
Formal applications	7,678	19,849	13,237	40,764
Applicants enlisted	1,748	4,321	2,156	8,225
<b>1991-92</b>				
Total inquiries	40,654	60,110	104,581	205,345
Formal applications	4,150	8,165	8,283	20,598
Applicants enlisted	914	1264	679	2857
<b>1992-93</b>				
Total inquiries	38,404	63,776	75,521	174,701
Formal applications	5,179	12,497	5,284	22,960
Applicants enlisted	874	886	620	2,380
<b>1993-94</b>				
Total inquiries	38,600	56,345	44,429	139,434
Formal applications	5,467	8,569	5,944	19,980
Applicants enlisted	1,341	1,378	543	3,262

	Navy	Army	Air Force	Total
<b>1994-95</b>				
Total inquiries	30,772	49,728	41,057	121,557
Formal applications	6,200	10,986	6,683	23,869
Applicants enlisted	1,820	2,969	1,098	5,887
<b>1995-96</b>				
Total inquiries	25,694	48,247	30,095	104,036
Formal applications	5,757	10,814	6,320	22,891
Applicants enlisted	1,489	2,670	1,151	5,310
<b>1996-97</b>				
Total inquiries	25,593	34,562	23,444	92,599
Formal applications	5,866	11,363	7,025	24,254
Applicants enlisted	1,560	1,848	1,004	4,412
<b>1997-98</b>				
Total inquiries	16,815	29,515	23,325	69,655
Formal applications	4,716	8,024	5,802	18,542
Applicants enlisted	1,201	1,400	808	3,409
<b>1998-99</b>				
Total inquiries	16,314	27,502	23,973	67,789
Formal applications	4,058	6,951	5,183	16,192
Applicants enlisted	863	1,573	651	3,087
<b>1999-2000</b>				
Total inquiries	19,116	45,754	35,031	108,126
Formal applications	3,987	9,145	7,204	20,336
Applicants enlisted	846	2,189	1,008	4,043
<b>2000-01</b>				
Total inquiries	21,011	56,921	38,514	121,710
Formal applications	4,932	10,889	7,731	23,552
Applicants enlisted	1,241	2,785	1,105	5,131
<b>2001-02</b>				
Total inquiries	22,165	61,432	42,449	127,290
Formal applications	5,487	10,388	7,537	23,412
Applicants enlisted	1,590	2,844	1,402	5,836
<b>2002-03</b>				
Total inquiries	14,780	41,952	28,414	85,312
Formal applications	4,560	7,185	5,897	17,642
Applicants enlisted	1,556	1,842	924	4,322
<b>2003-04</b>				
Total inquiries	9,575	29,043	20,342	58,960
Formal applications	4,160	7,689	4,108	15,957
Applicants enlisted	1,515	2,418	814	4,747
<b>2004-05</b>				
Total inquiries	7,138	24,669	12,107	43,914
Formal applications	3,099	6,849	2,951	12,889
Applicants enlisted	1,136	2,309	700	4,145
<b>2005-06</b>				
Total inquiries	8,725	31,434	14,726	54,885
Formal applications	2,816	6,482	3,371	12,669
Applicants enlisted	1,134	2,804	1,182	5,571

	<b>Navy</b>	<b>Army</b>	<b>Air Force</b>	<b>Total</b>
<b>2006-07</b>				
Total inquiries	7,360	26,644	13,005	46,909
Formal applications	3,601	7,195	3,350	14,146
Applicants enlisted	1,414	2,524	1,017	4,955
<b>2007-08</b>				
Total inquiries	9,385	32,395	13,657	55,410
Formal applications	3,213	7,427	3,167	13,807
Applicants enlisted	1,483	3,095	1,097	5,675
<b>2008-09</b>				
Total inquiries	13,391	38,315	21,250	72,956
Formal applications	3,651	8,229	3,868	15,748
Applicants enlisted	1,294	3,128	1,027	5,449
<b>2009-10</b>				
Total inquiries	11,489	33,720	15,918	61,127
Formal applications	4,613	9,904	3,645	18,162
Applicants enlisted	1,520	2,993	997	5,490

Source: *Defence Annual Reports*.

## ACHIEVEMENT OF ADF RECRUITMENT TARGETS, 1995-96 TO 2009-10

	1995-96	1996-97	1997-98	1998-99	1999-2000	2000-01	2001-02	2002-03	2003-04	2004-05	2005-06	2006-07	2007-08	2008-09	2009-10
	%	%	%	%	%	%	%	%	%	%	%	%	%	%	%
Navy	98	92	98	76	57	74	85	84	86	73	72	79	73	72	91
Army	99	98	94	78.5	83	79	100	79	84	81	89	86	76	76	90
Air Force	86	93	101	90.5	83	88	87	94	90	91	88	86	85	86	92
ADF	96	94	97	80	76	80	93	84	86	80	84	84	77	76	91

Source: Defence Annual Reports.

## PERMANENT ADF ENLISTMENTS BY GENDER, 1990–91 TO 2009–10

	Navy		Army		Air Force		ADF	
	Male	Female	Male	Female	Male	Female	Male	Female
1990–91	1,439	309	3,612	709	1,587	569	6,638	1,587
1991–92	822	92	1,029	235	554	125	2,405	452
1992–93	746	144	835	180	387	266	1,968	590
1993–94	1,152	291	1,484	143	402	173	3,038	607
1994–95	1,438	525	2,758	348	1,070	393	5,256	1,266
1995–96	1,216	360	2,827	605	935	278	4,978	1,243
1996–97	1,351	302	2,075	355	801	215	4,227	872
1997–98	1,028	229	1,398	243	930	255	3,356	727
1998–99	833	197	1,764	235	560	116	3,157	548
1999–2000	756	200	2,648	302	843	198	4,247	700
2000–01	1,046	410	2,895	291	1069	214	5,010	915
2001–02	1,322	414	2,825	273	1476	273	5,623	960
2002–03	1,306	367	2,300	297	856	212	4,462	876
2003–04	1,315	355	2,636	341	744	201	4,695	897
2004–05	1,001	240	2,634	274	631	154	4,266	668
2005–06	959	278	2,690	268	942	230	4,591	776
2006–07	1,245	323	2,929	253	1,020	261	5,194	837
2007–08	1,245	389	3,669	355	1,118	300	6,032	1,044
2008–09	1,162	319	3,799	375	1,065	254	6,026	948
2009–10	1,433	380	3,367	389	931	328	5,731	1,007

Note: Actual staff numbers as at 30 June.

Source: Defence Annual Reports.

## RESERVE ADF ENLISTMENTS, 1992–93 TO 2009–10

	Navy	Army	Air Force	Total
1992–93	26	4,430	131	4,587
1993–94	26	3,443	174	3,643
1994–95	41	3,470	347	3,858
1995–96	106	4,172	229	4,507
1996–97	39	4,754	370	5,163
1997–98	58	4,671	83	4,812
1998–99	30	2,162	82	2,274
1999–2000	29	1,566	104	1,699
2000–01	47	2,396	123	2,566
2001–02	42	2,712	116	2,870
2002–03	54	2,889	122	3,065
2003–04	31	2,317	146	2,494
2004–05	33	2,194	145	2,372
2005–06	32	2,179	221	2,432
2006–07	79	2,509	305	2,893
2007–08	71	2,207	262	2,540
2008–09	99	2,056	215	2,370
2009–10	77	2,388	164	2,629

Note: Actual staff numbers as at 30 June.

Source: Defence Annual Reports.

## READY RESERVE ADF ENLISTMENTS

	Navy	Army	Air Force	Total
1991–92	24	1,069	92	1,185
1992–93	0	1,359	114	1,473
1993–94	4	881	64	949
1994–95	8	1,076	159	1,243
1995–96	6	821	37	864

Note: Actual staff numbers at 30 June.

Source: Defence Annual Reports.

## PERMANENT ADF SEPARATIONS, 1990–91 TO 2009–10

		Voluntary	Involuntary	Age retirement	Trainees	Total
<b>1990–91</b>						
Navy	Officers	120	6	1	60	187
	Other ranks	926	206	0	185	1,317
Army	Officers	270	6	11	119	406
	Other ranks	2,047	422	8	672	3,149
Air force	Officers	202	4	8	53	267
	Other ranks	1,289	151	19	158	1,617
Total	Officers	592	16	20	232	860
	Other ranks	4,262	779	27	1,015	6,083
<b>1991–92</b>						
Navy	Officers	110	3	4	50	167
	Other ranks	709	205	0	144	1,058
Army	Officers	209	11	18	114	352
	Other ranks	1,235	455	7	224	1,921
Air force	Officers	156	6	14	63	239
	Other ranks	1,054	118	32	96	1,300
Total	Officers	475	20	36	227	758
	Other ranks	2,998	778	39	464	4,279
<b>1992–93</b>						
Navy	Officers	98	5	4	42	149
	Other ranks	739	257	5	99	1,100
Army	Officers	200	318	27	77	622
	Other ranks	1,567	857	6	90	2,520
Air force	Officers	202	96	12	60	370
	Other ranks	1,109	1,113	32	27	2,281
Total	Officers	500	419	43	179	1,141
	Other ranks	3,415	2,227	43	216	5,901
<b>1993–94</b>						
Navy	Officers	170	2	4	28	204
	Other ranks	1,032	237	0	109	1,378
Army	Officers	187	57	25	80	349
	Other ranks	1,822	913	12	174	2,921
Air Force	Officers	240	0	0	44	284
	Other ranks	728	1021	33	1	1,783
Total	Officers	597	59	29	152	837
	Other Ranks	3,582	2,171	45	284	6,082



		Voluntary	Involuntary	Age retirement	Trainees	Total
<b>1994–95</b>						
<b>Navy</b>	<b>Officers</b>	184	4	14	25	227
	<b>Other ranks</b>	1,178	274	0	172	1,624
<b>Army</b>	<b>Officers</b>	351	6	10	94	461
	<b>Other ranks</b>	2,348	403	13	313	3,077
<b>Air Force</b>	<b>Officers</b>	338	0	5	22	365
	<b>Other ranks</b>	963	116	30	64	1,173
<b>Total</b>	<b>Officers</b>	873	10	29	141	1,053
	<b>Other ranks</b>	4,489	793	43	549	5,874
<b>1995–96</b>						
<b>Navy</b>	<b>Officers</b>	144	27	5	33	209
	<b>Other ranks</b>	1,282	256	0	137	1,675
<b>Army</b>	<b>Officers</b>	343	11	26	47	427
	<b>Other ranks</b>	2,168	301	12	425	2,906
<b>Air Force</b>	<b>Officers</b>	331	1	16	30	378
	<b>Other ranks</b>	996	98	19	55	1,168
<b>Total</b>	<b>Officers</b>	818	39	47	110	1,014
	<b>Other ranks</b>	4,446	655	31	617	5,749
<b>1996–97</b>						
<b>Navy</b>	<b>Officers</b>	174	1	12	41	228
	<b>Other ranks</b>	1,120	158	4	147	1,429
<b>Army</b>	<b>Officers</b>	311	6	18	61	396
	<b>Other ranks</b>	1,598	291	15	372	2,276
<b>Air Force</b>	<b>Officers</b>	253	10	9	34	306
	<b>Other ranks</b>	1,017	93	31	50	1,191
<b>Total</b>	<b>Officers</b>	738	17	39	136	930
	<b>Other ranks</b>	3,735	542	50	569	4,896
<b>1997–98</b>						
<b>Navy</b>	<b>Officers</b>	173	18	11	58	260
	<b>Other ranks</b>	993	178	5	143	1,319
<b>Army</b>	<b>Officers</b>	281	78	19	64	442
	<b>Other ranks</b>	1,542	586	9	161	2,298
<b>Air Force</b>	<b>Officers</b>	264	16	39	49	368
	<b>Other ranks</b>	1,047	94	34	75	1,250
<b>Total</b>	<b>Officers</b>	718	112	69	171	1,070
	<b>Other ranks</b>	3,582	858	48	379	4,867
<b>1998–99</b>						
<b>Navy</b>	<b>Officers</b>	250	8	2	81	341
	<b>Other ranks</b>	1,128	143	1	110	1,382
<b>Army</b>	<b>Officers</b>	411	10	23	95	539
	<b>Other ranks</b>	1,880	543	7	157	2,587
<b>Air Force</b>	<b>Officers</b>	316	10	13	47	386
	<b>Other ranks</b>	1,253	94	29	34	1,410
<b>Total</b>	<b>Officers</b>	977	28	38	223	1,266
	<b>Other Ranks</b>	4,261	780	37	301	3,379

		Voluntary	Involuntary	Age retirement	Trainees	Total
<b>1999–2000</b>						
<b>Navy</b>	<b>Officers</b>	199	13	1	61	274
	<b>Other ranks</b>	1,113	211	0	112	1,473
<b>Army</b>	<b>Officers</b>	416	28	25	108	577
	<b>Other ranks</b>	1,783	547	35	192	2,557
<b>Air Force</b>	<b>Officers</b>	299	16	19	57	391
	<b>Other ranks</b>	1,073	63	26	70	1,232
<b>Total</b>	<b>Officers</b>	914	57	45	226	1,242
	<b>Other ranks</b>	3,969	821	61	374	5,225
<b>2000–01</b>						
<b>Navy</b>	<b>Officers</b>	212	1	0	64	277
	<b>Other ranks</b>	1,045	153	0	157	1,355
<b>Army</b>	<b>Officers</b>	409	42	23	104	578
	<b>Other ranks</b>	1,848	471	9	333	2,661
<b>Air force</b>	<b>Officers</b>	299	28	24	52	403
	<b>Other ranks</b>	1,503	73	19	98	1,693
<b>Total</b>	<b>Officers</b>	920	71	47	220	1,258
	<b>Other ranks</b>	4,396	697	28	588	5,709
<b>2001–02</b>						
<b>Navy</b>	<b>Officers</b>	160	9	0	41	210
	<b>Other ranks</b>	902	128	0	215	1,245
<b>Army</b>	<b>Officers</b>	414	25	21	113	573
	<b>Other ranks</b>	1,479	365	20	442	2,306
<b>Air Force</b>	<b>Officers</b>	238	8	25	44	315
	<b>Other ranks</b>	895	9	35	125	1,064
<b>Total</b>	<b>Officers</b>	812	42	46	198	1,098
	<b>Other ranks</b>	3,276	502	55	782	4,615
<b>2002–03</b>						
<b>Navy</b>	<b>Officers</b>	176	17	5	41	239
	<b>Other ranks</b>	778	157	0	317	1,252
<b>Army</b>	<b>Officers</b>	323	35	12	98	468
	<b>Other ranks</b>	1,190	428	9	412	2,039
<b>Air Force</b>	<b>Officers</b>	209	10	1	35	255
	<b>Other ranks</b>	652	71	20	111	854
<b>Total</b>	<b>Officers</b>	708	62	18	174	962
	<b>Other ranks</b>	2,620	656	29	840	4,145
<b>2003–04</b>						
<b>Navy</b>	<b>Officers</b>	154	17	1	49	221
	<b>Other ranks</b>	715	146	0	247	1,108
<b>Army</b>	<b>Officers</b>	302	32	4	101	439
	<b>Other ranks</b>	1,310	654	6	402	2,372
<b>Air Force</b>	<b>Officers</b>	201	11	1	70	283
	<b>Other ranks</b>	516	67	25	110	718
<b>Total</b>	<b>Officers</b>	657	60	6	220	943
	<b>Other ranks</b>	2,541	867	31	759	4,198

		Voluntary	Involuntary	Age retirement	Trainees	Total
<b>2004–05</b>						
<b>Navy</b>	<b>Officers</b>	178	22	0	50	250
	<b>Other ranks</b>	815	224	2	310	1,351
<b>Army</b>	<b>Officers</b>	349	28	1	91	469
	<b>Other ranks</b>	1,578	659	3	504	2,744
<b>Air Force</b>	<b>Officers</b>	277	20	2	55	354
	<b>Other ranks</b>	620	61	19	72	772
<b>Total</b>	<b>Officers</b>	804	70	3	196	1,073
	<b>Other ranks</b>	3,013	944	24	886	4,867
<b>2005–06</b>						
<b>Navy</b>	<b>Officers</b>	148	15	1	68	232
	<b>Other ranks</b>	763	237	0	214	1,214
<b>Army</b>	<b>Officers</b>	335	29	0	87	451
	<b>Other ranks</b>	1,649	592	2	428	2,671
<b>Air Force</b>	<b>Officers</b>	223	14	18	34	289
	<b>Other ranks</b>	619	76	11	88	794
<b>Total</b>	<b>Officers</b>	706	58	19	189	972
	<b>Other ranks</b>	3,031	905	13	730	4,679
<b>2006–07</b>						
<b>Navy</b>	<b>Officers</b>	152	26	1	91	270
	<b>Other ranks</b>	864	196	0	224	1,284
<b>Army</b>	<b>Officers</b>	372	32	1	77	482
	<b>Other ranks</b>	1,581	497	2	405	2,485
<b>Air Force</b>	<b>Officers</b>	228	23	7	48	306
	<b>Other ranks</b>	660	95	8	230	893
<b>Total</b>	<b>Officers</b>	752	81	9	216	1,058
	<b>Other ranks</b>	3,857	788	10	759	4,662
<b>2007–08</b>						
<b>Navy</b>	<b>Officers</b>	111	15	1	47	174
	<b>Other ranks</b>	751	176	3	308	1,238
<b>Army</b>	<b>Officers</b>	276	30	0	134	440
	<b>Other ranks</b>	1,374	447	0	481	2,320
<b>Air Force</b>	<b>Officers</b>	193	16	3	52	264
	<b>Other ranks</b>	519	65	6	128	718
<b>Total</b>	<b>Officers</b>	580	61	4	233	878
	<b>Other ranks</b>	2,644	688	9	917	4,258
<b>2008–09</b>						
<b>Navy</b>	<b>Officers</b>	140	24	0	66	230
	<b>Other ranks</b>	625	171	0	359	1,155
<b>Army</b>	<b>Officers</b>	250	51	1	112	414
	<b>Other ranks</b>	1,363	488	0	504	2,355
<b>Air Force</b>	<b>Officers</b>	198	19	0	54	271
	<b>Other ranks</b>	443	69	1	112	625
<b>Total</b>	<b>Officers</b>	588	94	1	232	915
	<b>Other ranks</b>	2,431	728	1	975	4,135

		Voluntary	Involuntary	Age retirement	Trainees	Total
<b>2009–10</b>						
<b>Navy</b>	<b>Officers</b>	122	12	0	58	182
	<b>Other ranks</b>	426	136	0	371	933
<b>Army</b>	<b>Officers</b>	208	42	1	139	390
	<b>Other ranks</b>	880	411	1	442	1,734
<b>Air Force</b>	<b>Officers</b>	129	20	2	50	201
	<b>Other ranks</b>	345	68	0	147	560
<b>Total</b>	<b>Officers</b>	449	74	3	247	773
	<b>Other ranks</b>	1,651	614	1	961	3,227

Note: Actual numbers as at 30 June.

Source: Defence Annual Reports.

## DEFENCE PERSONNEL BY STATE AND TERRITORY, 2009–10

	NSW	VIC	QLD	SA	WA	TAS	NT	ACT	O/S*	Total
<b>Permanent Forces</b>										
Navy	6,419	1,900	935	76	2,268	11	621	1,289	150	13,669
Army	6,862	3,438	10,842	612	868	88	4,272	2,203	273	29,458
Air Force	5,375	1,056	2,895	1,845	416	11	1,079	1,743	252	14,672
<b>Sub Total</b>	<b>18,656</b>	<b>6,394</b>	<b>14,672</b>	<b>2,533</b>	<b>3,552</b>	<b>110</b>	<b>5,972</b>	<b>5,235</b>	<b>675</b>	<b>57,799</b>
<b>Gap Year</b>										
Navy	48	127	20	1	7	1	12	2	0	218
Army	104	137	39	0	0	0	7	0	0	287
Air Force	0	107	0	0	0	0	0	0	0	107
<b>Sub Total</b>	<b>152</b>	<b>371</b>	<b>59</b>	<b>1</b>	<b>7</b>	<b>1</b>	<b>19</b>	<b>2</b>	<b>0</b>	<b>612</b>
<b>Reserve Forces</b>										
Navy	1,239	497	717	174	817	155	108	1,110	5	4,822
Army	4,945	2,964	4,247	1,289	1,803	660	640	719	0	17,267
Air Force	968	332	920	396	236	39	138	522	1	3,552
<b>Sub Total</b>	<b>7,152</b>	<b>3,793</b>	<b>5,884</b>	<b>1,859</b>	<b>2,856</b>	<b>854</b>	<b>886</b>	<b>2,351</b>	<b>6</b>	<b>25,641</b>
<b>APS</b>										
	2,345	2,590	1,102	1,902	394	97	376	6,783	94	15,691
<b>Total</b>	<b>28,153</b>	<b>12,777</b>	<b>21,658</b>	<b>6,302</b>	<b>6,802</b>	<b>1,061</b>	<b>7,234</b>	<b>14,369</b>	<b>775</b>	<b>99,131</b>

Notes: Actual numbers as at 30 June 2010.

ACT includes personnel located at Jervis Bay.

Permanent Forces figures include paid and unpaid members.

Personnel are shown in the location that they are administered.

Personnel serving in ships are included against the State or Territory in which the ship is home-ported.

Figures are Reserves with training obligations, and include Reserves on continuous full-time service.

APS figures include full-time, part-time, ongoing, non-ongoing and unpaid employees.

APS figures do not include DMO employees.

APS figures include 1,433 staff also counted as Reserve members.

'Gap Year' is an ADF recruitment and retention initiative.

\* Represents personnel posted overseas for long-term duty.

Source: Defence Annual Report 2009–10.

## PERCENTAGE OF FEMALE DEFENCE PERSONNEL, 1989–90 TO 2009–10

Year	Navy %	Army %	Air Force %	ADF %	Civilian employees %
1989–90	12.3	8.6	14.8	11.4	30.8
1990–91	12.7	9.5	15.6	12.2	31.3
1991–92	12.5	9.8	15.5	12.2	31.1
1992–93	12.4	10.2	15.7	12.5	31.2
1993–94	12.9	9.9	15.4	12.3	31.5
1994–95	14.4	10.1	15.7	12.9	31.9
1995–96	15.1	10.5	16.2	13.4	31.8
1996–97	15.3	10.8	15.9	13.4	32.4
1997–98	15.2	10.8	16.0	13.4	33.0
1998–99	14.7	11.0	15.5	13.2	33.1
1999–2000	14.6	10.6	15.1	12.8	32.2
2000–01	15.5	10.4	14.9	12.8	33.1
2001–02	16.4	10.0	14.8	12.8	34.5
2002–03	16.8	10.0	14.9	13.0	34.8
2003–04	17.4	10.2	15.0	13.3	35.0
2004–05	17.2	10.1	15.3	13.2	36.9
2005–06	17.5	9.9	15.7	13.4	40.3
2006–07	17.4	9.9	16.1	13.4	41.3
2007–08	18.2	9.7	16.5	13.5	42.2
2008–09	18.3	9.7	16.8	13.5	44.5
2009–10	18.4	9.7	17.8	14.5	45.4

Source: *Defence Annual Reports*.

## DEFENCE PERSONNEL BY DIVERSITY—ACTUAL NUMBERS, 2005–2010

		Navy	Army	Air Force	APS
Male	2005	10,850	22,916	11,408	11,708
Female	2005	2,251	2,629	2,052	6,713
NESB <sup>1</sup>	2005	no data	no data	no data	no data
ATSI <sup>2</sup>	2005	38	114	30	81
PWD <sup>3</sup>	2005	14	36	15	486
Male	2006	10,649	22,798	11,325	12,065
Female	2006	2,219	2,620	2,067	7,244
NESB <sup>1</sup>	2006	388	1,214	526	2,222
ATSI <sup>2</sup>	2006	55	132	33	92
PWD <sup>3</sup>	2006	32	54	25	518
Male	2007	10,715	23,356	11,366	12,885
Female	2007	2,230	2,616	2,163	8,080
NESB <sup>1</sup>	2007	409	1,307	600	2,512
ATSI <sup>2</sup>	2007	63	150	42	105
PWD <sup>3</sup>	2007	36	61	25	576
Male	2008	10,906	25,141	11,826	13,033
Female	2008	2,419	2,774	2,376	8,529
NESB <sup>1</sup>	2008	488	1,465	682	2,629
ATSI <sup>2</sup>	2008	94	180	52	111
PWD <sup>3</sup>	2008	40	85	32	573
Male	2009	11,048	25,771	11,996	12,559
Female	2009	2,463	2,793	2,447	8,382
NESB <sup>1</sup>	2009	506	1,538	703	2,612
ATSI <sup>2</sup>	2009	101	225	58	108
PWD <sup>3</sup>	2009	46	100	29	551
Male	2010	11,574	27,047	12,310	12,832
Female	2010	2,582	2,938	2,515	8,472
NESB <sup>1</sup>	2010	570	1,677	769	2,748
ATSI <sup>2</sup>	2010	120	272	64	112
PWD <sup>3</sup>	2010	50	124	30	545

Notes: Actual staff numbers as at 28 April (2005–2007) and as at 30 June (2008–2010).

Figures for Navy, Army and Air Force include full-time personnel and reserves on continuous full-time service.

1. Non-English speaking background (NESB) includes any person who indicated that their first language was a language other than English, or they spoke English and another language at home (self-identified).
2. Aboriginal and Torres Strait Islander (ATSI) (self-identified).
3. People with a disability (PWD) (self-identified).

Source: Defence Workplace Equity and Diversity Annual Reports (2005–2008); Department of Defence (2009, 2010)

## DEFENCE CENSUS 2007—DEMOGRAPHIC PROFILE

	Permanent ADF			Reserve ADF			Defence APS			
	Total	Navy	Army	Air Force	Total	Navy	Army	Air Force	Level	Total
<b>Respondents</b>	32,921	8,432	15,074	9,415	7,727	1,061	5,486	1,180		15,064
<b>Total Members</b>	51,093	12,582	25,038	13,473	16,619	3,467	13,615	2,537		19,980
<b>Gender</b>										
Male	87.0%	83.0%	90.0%	84.0%	84.0%	80.0%	86.0%	80.0%		61.0%
Female	13.0%	17.0%	10.0%	16.0%	16.0%	20.0%	14.0%	2.0%		39.0%
<b>Age</b>										
Under 20 years	6.0%	8.0%	6.0%	6.0%	7.0%	0.0%	10.0%	1.0%		*
20–29 years	45.0%	50.0%	46.0%	38.0%	24.0%	6.0%	31.0%	11.0%		15.0%
30–39 years	30.0%	26.0%	31.0%	34.0%	26.0%	22.0%	27.0%	25.0%		23.0%
40–49 years	14.0%	13.0%	13.0%	18.0%	24.0%	36.0%	19.0%	33.0%		34.0%
50 years and over	3.0%	2.0%	3.0%	4.0%	19.0%	35.0%	13.0%	30.0%		28.0%
Average age (years)	30.7	29.6	30.5	32.1	37.2	45.1	34.1	43.1		42.3
Median age (years)	29.0	27.3	28.8	31.4	36.7	45.5	32.7	43.3		43.3
<b>Rank</b>										
Trainee	7.0%	10.0%	7.0%	6.0%	16.0%	1.0%	22.0%	5.0%	GAA	1.0%
Officer Cadets	4.0%	3.0%	3.0%	4.0%	2.0%	*	3.0%	1.0%	APS 1–4	36.0%
Other Ranks	49.0%	49.0%	52.0%	43.0%	38.0%	28.0%	43.0%	26.0%	APS 5–6	40.0%
Senior NCOs	19.0%	18.0%	19.0%	21.0%	17.0%	30.0%	13.0%	22.0%	EL1, EL2	23.0%
Junior Officers	18.0%	16.0%	16.0%	23.0%	21.0%	31.0%	16.0%	37.0%	SES	1.0%
Senior Officers	3.0%	4.0%	3.0%	4.0%	5.0%	10.0%	3.0%	9.0%		
<b>Country of birth</b>										
Australia	87.0%	87.0%	88.0%	87.0%	86.0%	81.0%	87.0%	84.0%		79.0%
Overseas	12.0%	12.0%	12.0%	13.0%	14.0%	19.0%	12.0%	16.0%		20.0%
ATSI component	1.4%	1.6%	1.5%	1.0%	1.8%	1.1%	2.2%	0.5%		0.8%
Average years of Defence service/employment	9.7	9.0	9.6	10.6	10.7	21.3	10.8	17.0		8.8
Median years of Defence service/employment	6.8	5.8	6.8	8.4	4.3	21.5	6.3	16.3		6.1

Notes: \* denotes values less than 0.5 per cent.

Source: Department of Defence 2007, *Defence Census 2007—Public Report*, Department of Defence, Canberra.

## DEPARTMENT OF VETERANS' AFFAIRS: BENEFICIARY NUMBERS, 2000–2020

		Veterans	Dependents	All Beneficiaries <sup>1</sup>
<b>Actual Numbers</b>	<b>June 2000</b>	270,219	269,010	539,873
	<b>June 2001</b>	263,466	265,618	528,699
	<b>June 2002</b>	256,947	265,848	517,963
	<b>June 2003</b>	248,038	259,159	502,437
	<b>June 2004</b>	237,379	252,241	484,881
	<b>June 2005</b>	227,234	249,670	472,227
	<b>June 2006</b>	216,568	241,236	453,101
	<b>June 2007</b>	205,915	231,916	433,334
	<b>June 2008</b>	195,311	223,958	414,968
	<b>June 2009</b>	185,291	213,326	394,810
	<b>June 2010</b>	175,994	195,385	367,815
	<b>Dec 2010</b>	171,204	190,615	358,391
	<b>Projected Numbers</b>	<b>June 2011</b>	166,600	186,200
<b>June 2012</b>		157,400	176,500	330,800
<b>June 2013</b>		148,600	168,800	312,400
<b>June 2014</b>		140,200	157,200	294,600
<b>June 2015</b>		132,400	147,600	277,400
<b>June 2016</b>		125,300	138,200	261,000
<b>June 2017</b>		118,800	129,200	245,600
<b>June 2018</b>		113,000	120,500	231,300
<b>June 2019</b>		107,800	112,400	218,100
<b>June 2020</b>		103,100	104,700	205,900

*Note: 1. Includes other categories of beneficiaries.*

Source: Department of Veterans Affairs, *DVA Projected Beneficiary Numbers with Actuals to 31 December 2010—Australia*.



## PERMANENT ADF BASE SALARY

Rank			Annual salary
Navy	Army	Air Force	
<b>Other ranks</b>			
Recruit (REC)			\$31,538
Seaman (SMN)	Private (PTE)	Aircraftman/Aircraftwoman (AC/W)	\$40,056–\$72,117
Able Seaman (AB)	Private (Proficient) (PTE(P))	Leading Aircraftman/Aircraftwoman (LAC/W)	\$40,901–\$72,961
	Lance Corporal (LCPL)		\$41,763–\$73,824
Leading Seaman (LS)	Corporal (CPL)	Corporal (CPL)	\$45,403–\$79,425
Petty Officer (PO)	Sergeant (SGT)	Sergeant (SGT)	\$52,541–\$86,859
	Staff Sergeant (SSGT)		\$58,763–\$90,823
Chief Petty Officer (CPO)	Warrant Officer Class 2 (WO2)	Flight Sergeant (FSGT)	\$60,803–\$94,145
Warrant Officer (WO)	Warrant Officer Class 1 (WO1)	Warrant Officer (WOFF)	\$66,015–\$101,604
Warrant Officer of the Navy (WO-N)	Regimental Sergeant Major of the Army (RSM-A)	Warrant Officer of the Air Force (WOFF-A)	\$94,477–\$108,680
<b>Officers</b>			
Acting Sub Lieutenant (ASLT)	2nd Lieutenant (2LT)	Pilot Officer (PLTOFF)	\$45,278–\$84,953
Sub Lieutenant (SBLT)	Lieutenant (LT)	Flying Officer (FLGOFF)	\$48,462–\$92,304
Lieutenant (LEUT)	Captain (CAPT)	Flight Lieutenant (FLTLT)	\$58,267–\$108,336
Lieutenant Commander (LCDR)	Major (MAJ)	Squadron Leader (SQNLDR)	\$74,433–\$117,551
Commander (CMDR)	Lieutenant Colonel (LTCOL)	Wing Commander (WGCDR)	\$106,088–\$147,761
Captain (CAPT)	Colonel (COL)	Group Captain (GPCAPT)	\$124,766–\$166,508
Commodore (CDRE)	Brigadier (BRIG)	Air Commodore (AIRCDRE)	\$158,281–\$189,973
Rear Admiral (RADM)	Major General (MAJGEN)	Air Vice Marshal (AVM)	\$195,001–\$214,502
Vice Admiral (VADM)	Lieutenant General (LTGEN)	Air Marshal (AM)	\$249,790–\$355,210
Admiral (ADM)	General (GEN)	Air Chief Marshal (ACM)	\$367,350–\$503,220

Notes: Salaries for other ranks and officers excluding VADM/LTGEN/AM and higher current as at 11 November 2010.

Salaries for VADM/LTGEN/AM and above current as at 30 June 2010.

All figures exclude service allowance (\$11,662 p.a.), superannuation, housing and health benefits.

Service allowance is not payable at CMDR/LTCOL/WGCDR and above, or trainees.

Salaries for CDRE/BRIG/AIRCDRE and above exclude motor vehicle for official and private use, plus fuel.

## RESERVE ADF PAY

Rank			Daily pay
Navy	Army	Air Force	
<b>Other Ranks</b>			
REC			\$75.17
SMN	PTE	AC/W	\$109.74–\$197.58
AB	PTE(P)	LAC/W	\$112.05–\$199.89
	LCPL		\$114.42–\$202.26
LS	CPL	CPL	\$124.39–\$217.60
PO	SGT	SGT	\$143.95–\$237.97
	SSGT		\$160.99–\$248.83
CPO	WO2	FSGT	\$166.58–\$257.93
WO	WO1	WOFF	\$180.86–\$278.37
<b>Officers</b>			
ASLT	2LT	PLTOFF	\$124.05–\$232.75
SBLT	LT	FLGOFF	\$132.77–\$247.49
LEUT	CAPT	FLTLT	\$159.72–\$290.26
LCDR	MAJ	SQNLDR	\$203.93–\$322.06
CMDR	LTCOL	WGCDR	\$290.65–\$404.82
CAPT	COL	GPCAPT	\$341.82–\$446.16
CDRE	BRIG	AIRCDRE	\$433.65–\$520.38
RADM	MAJGEN	AVM	\$534.25–\$587.68

*Note: Pay scales current as at 11 November 2010.*

*All figures exclude Reserve allowance (\$12.04 per day).*

*Reserve allowance only payable to LCDR/MAJ/SQNLDR and below, except trainees*

## DEFENCE CIVILIAN SALARY

Level	Annual Salary
APS 1	\$39,671–\$44,532
APS 2	\$44,896–\$50,471
APS 3	\$51,139–\$55,880
APS 4	\$57,929–\$63,243
APS 5	\$63,570–\$68,092
APS 6	\$69,642–\$79,555
Executive Level 1 (EL 1)	\$88,019–\$99,285
EL 2	\$101,519–\$122,666
Senior Executive Service (SES) Band 1	\$128,203–\$163,365
SES Band 2	\$154,985–\$216,872
SES Band 3	\$190,555–\$314,558

*Notes:*

*All salaries exclude the DMO.*

*APS 1–EL 2 salaries are for standard classifications only, current as at June 2011.*

*SES salaries as at 30 June 2010, includes rates for DSTO Chief of Division 2 and 3.*

*All figures exclude superannuation and, where applicable, performance pay.*


*Rates for SES employees exclude motor vehicle for official and private use, plus fuel.*

# ADF BADGES OF RANK AND SPECIAL INSIGNIA


## NAVY




## ARMY



## AIR FORCE



## NAVY



## ARMY



## AIR FORCE



Produced by Department of Defence Coordination and Public Affairs

CHAPTER

# 5

MONEY



## DEFENCE FUNDING, 1901–2014

	Historical dollars (million)	2011–12 dollars (million)	Percentage of GDP %	Percentage of Commonwealth Outlays %
1901	1.9	125.2	0.43	8.40
1902	1.5	92.9	0.35	6.20
1903	1.7	107.4	0.38	7.30
1904	1.9	127.9	0.43	8.30
1905	1.9	122.6	0.40	8.00
1906	2.1	135.5	0.39	8.20
1907	2.7	174.2	0.50	9.00
1908	2.1	127.5	0.37	7.30
1909	3.1	188.2	0.50	9.70
1910	6.0	357.3	0.88	14.70
1911	8.2	479.1	1.12	19.30
1912	8.7	456.6	1.08	18.80
1913	9.5	498.6	1.10	19.90
1914	38.5	1,956.9	4.60	58.30
1915	92.1	4,072.4	9.50	58.10
1916	127.8	5,571.9	12.50	62.10
1917	131.7	5,437.3	12.40	61.80
1918	132.8	5,141.3	11.60	57.10
1919	94.0	3,197.9	7.50	48.20
1920	59.4	1,786.6	4.30	33.20
1921	28.9	995.7	2.10	18.50
1922	12.1	430.0	0.80	8.60
1923	15.7	545.9	1.00	9.40
1924	10.5	369.5	0.61	6.00
1925	16.3	573.6	0.98	7.50
1926	11.4	392.2	0.66	5.20
1927	17.1	595.0	0.98	6.70
1928	10.5	365.3	0.61	4.20
1929	9.5	323.3	0.61	2.90
1930	8.0	284.8	0.62	2.40
1931	6.9	273.9	0.57	2.90
1932	6.9	288.7	0.55	2.90
1933	8.2	357.6	0.60	2.90
1934	11.4	483.6	0.80	4.20
1935	14.4	602.6	0.91	6.10
1936	16.0	660.6	0.93	6.90
1937	19.6	778.1	1.06	7.90
1938	28.8	1,114.8	1.55	11.50
1939	108.9	4,112.6	5.34	33.00
1940	319.0	11,621.7	14.67	61.70
1941	596.8	20,765.2	23.42	70.60
1942	998.8	31,886.3	34.02	71.60

Chapter 5 image: No. 3 SQN four ship F/A–18 Hornet display for Williamstown 2010 Defence Force Air Show. © Defence Department

	Historical dollars (million)	2011–12 dollars (million)	Percentage of GDP %	Percentage of Commonwealth Outlays %
1943	886.1	27,168.1	29.68	61.60
1944	704.7	21,822.4	24.25	54.80
1945	644.3	19,952.0	21.43	58.50
1946	243.2	7,383.5	7.52	25.30
1947	143.2	4,183.4	3.59	15.00
1948	122.1	3,231.7	2.72	10.90
1949	108.5	2,613.7	2.05	8.70
1950	182.0	3,868.5	2.59	10.20
1951	318.9	5,540.0	4.20	14.90
1952	430.6	6,884.7	5.01	19.90
1953	355.5	5,536.9	3.78	17.20
1954	355.1	5,483.4	3.55	15.70
1955	381.4	5,694.8	3.52	15.80
1956	377.0	5,321.3	3.20	13.80
1957	370.2	5,144.8	3.07	13.00
1958	378.6	5,221.7	2.92	12.50
1959	387.2	5,181.5	2.60	12.80
1960	396.3	5,114.7	2.49	11.50
1961	406.2	5,204.3	2.49	10.70
1962	428.1	5,485.6	2.43	10.70
1963	515.2	6,509.6	2.64	11.90
1964	602.1	7,350.7	2.81	12.90
1965	740.4	8,742.9	3.29	14.10
1966	942.1	10,840.9	3.78	16.20
1967	1,099.5	12,187.1	4.12	17.10
1968	1,152.6	12,470.0	3.82	16.60
1969	1,088.1	11,429.3	3.25	14.20
1970	1,085.8	10,898.1	2.93	13.50
1971	1,155.2	10,814.1	2.82	12.80
1972	1,222.4	10,825.7	2.64	12.10
1973	1,270.4	9,936.3	2.27	10.40
1974	1,559.1	10,471.8	2.32	8.70
1975	1,750.4	10,402.6	2.21	8.00
1976	2,064.1	10,778.0	2.26	8.50
1977	2,244.0	10,697.2	2.26	8.40
1978	2,455.8	10,821.6	2.18	8.40
1979	2,839.7	11,350.6	2.21	8.90
1980	3,350.4	12,253.6	2.30	9.20
1981	3,890.1	12,872.3	2.34	9.40
1982	4,503.0	13,358.9	2.51	9.10
1983	5,057.0	14,056.1	2.50	8.80
1984	5,657.0	15,074.5	2.52	8.70
1985	6,334.0	15,569.6	2.55	8.90
1986	6,822.0	15,330.0	2.50	9.00
1987	6,966.0	14,583.4	2.24	8.80
1988	7,294.0	14,231.2	2.07	8.80

	Historical dollars (million)	2011–12 dollars (million)	Percentage of GDP %	Percentage of Commonwealth Outlays %
<b>1989</b>	7,914.0	14,298.2	2.06	9.00
<b>1990</b>	8,481.0	14,551.4	2.14	8.80
<b>1991</b>	8,732.0	14,702.8	2.15	8.50
<b>1992</b>	9,158.0	15,263.6	2.14	8.90
<b>1993</b>	9,746.0	15,949.4	1.95	8.50
<b>1994</b>	9,731.0	15,435.5	2.05	8.00
<b>1995</b>	10,011.0	15,237.5	1.97	7.90
<b>1996</b>	9,999.0	15,016.8	1.87	7.80
<b>1997</b>	10,415.0	15,648.1	1.84	7.41
<b>1998</b>	11,114.7	16,486.8	1.87	7.50
<b>1999</b>	12,032.9	17,433.8	1.81	7.85
<b>2000</b>	12,318.9	16,835.5	1.74	6.96
<b>2001</b>	13,190.6	17,523.2	1.74	6.99
<b>2002</b>	14,216.4	18,320.2	1.77	7.21
<b>2003</b>	15,438.7	19,437.8	1.79	7.36
<b>2004</b>	16,224.0	19,940.1	1.75	7.29
<b>2005</b>	17,547.0	20,898.0	1.75	7.31
<b>2006</b>	19,140.1	22,152.8	1.75	7.56
<b>2007</b>	19,954.0	22,336.4	1.68	7.34
<b>2008</b>	22,883.7	24,846.2	1.82	7.24
<b>2009</b>	24,987.2	26,508.7	1.95	7.42
<b>2010 Projected</b>	24,844.9	25,528.1	1.79	7.10
<b>2011 Budgeted</b>	26,535.2	26,535.2	1.80	7.33
<b>2012 Estimate</b>	24,883.2	24,158.5	1.60	6.69
<b>2013 Estimate</b>	26,651.1	25,243.8	1.62	6.85
<b>2014 Estimate</b>	27,512.6	25,424.1	1.59	6.77

Source: *Defence Annual Reports, Defence Portfolio Budget Statements 2011–12.*



## COMPARATIVE REGIONAL DEFENCE SPENDING, 1999–2009

	1999	2000	2001	2002	2003	2004	2005	2006	2007	2008	2009
	US\$bn	US\$bn	US\$bn	US\$bn	US\$bn	US\$bn	US\$bn	US\$bn	US\$bn	US\$bn	US\$bn
<b>Australia:</b>	10.1	10.6	12.1	12.6	12.7	12.9	13.4	14.8	15.9	17.1	17.3
<b>Southwest Pacific:</b>											
Fiji	0.0369	0.0397	0.0392	0.0407	0.0389	0.0388	0.0390	0.0424	0.0439	0.0440	0.0501
New Zealand	1.3	1.3	1.4	1.3	1.3	1.7	1.3	1.4	1.3	1.4	1.8
PNG	0.0428	0.0411	0.0389	0.0254	0.0237	0.0271	0.0264	0.0277	0.0282	0.0273	0.0286
<b>Northeast Asia:</b>											
China	14.8	16.5	19.4	23.0	25.2	27.6	30.2	35.5	39.9	43.9	50.6
Japan	43.5	43.5	44.5	44.7	44.7	44.2	43.8	43.5	43.3	43.2	43.4
South Korea	17.2	17.2	17.7	18.2	18.5	19.1	20.3	20.2	22.4	23.4	24.7
North Korea	no data available										
Taiwan	11.1	12.3	8.4	8.1	7.2	7.8	7.8	7.9	9.6	10.4	9.6
<b>Southeast Asia:</b>											
Brunei	0.4673	0.3261	0.3192	0.3296	0.3463	0.3307	0.3082	0.2943	0.2953	0.2677	0.2739
Burma	no data available										
Cambodia	0.0784	0.0750	0.0663	0.0617	0.0725	0.0722	0.1114	0.1163	0.1200	0.1788	0.1616
Indonesia	2.1	2.0	2.0	2.0	2.2	2.4	2.5	2.2	2.7	2.6	2.5
Laos	0.0262	0.0162	0.0166	0.0145	0.0125	0.0119	0.0173	0.0115	0.0114	0.0114	0.119
Malaysia	2.2	1.9	2.3	2.5	2.6	2.3	2.5	3.0	3.3	3.4	3.2
Philippines	1.3	1.3	1.0	1.3	0.9	1.0	0.9	0.9	0.9	0.9	0.9
Singapore	4.9	4.8	5.2	5.4	5.4	5.3	5.6	5.8	5.8	5.9	6.2
Thailand	2.2	2.2	2.1	2.2	2.2	2.1	2.0	2.0	2.6	3.1	3.7
Vietnam	2.1	2.6	3.1	2.6	2.6	3.0	3.2	3.2	3.3	2.1	2.1
<b>South Asia:</b>											
India	15.6	19.9	19.9	20.0	19.3	20.8	21.7	22.2	22.5	22.6	25.1
Pakistan	3.4	3.7	2.9	3.1	3.2	3.6	3.7	3.8	3.9	3.9	3.6
<b>United States:</b>	330.8	330.0	339.0	390.7	484.1	475.8	505.0	600.0	594.0	659.3	679.8

Note: Dollar values expressed as constant 2005 US\$ billion.

Source: Department of Defence 2009, *Defence Economic Trends in the Asia-Pacific 2009*, Department of Defence, Canberra.

## COMPARATIVE REGIONAL DEFENCE SPENDING AS A PERCENTAGE OF GDP, 1999–2009

	1999	2000	2001	2002	2003	2004	2005	2006	2007	2008	2009
	% GDP	% GDP	% GDP	% GDP	% GDP	% GDP	% GDP	% GDP	% GDP	% GDP	% GDP
<b>Australia:</b>	1.7	1.7	1.9	1.9	1.9	1.9	1.9	2.0	2.1	2.2	2.1
<b>Southwest Pacific:</b>											
Fiji	1.4	1.5	1.5	1.5	1.4	1.3	1.3	1.4	1.5	1.5	1.8
New Zealand	1.5	1.4	1.6	1.4	1.3	1.6	1.2	1.3	1.2	1.2	1.6
PNG	0.9	0.9	0.9	0.6	0.5	0.6	0.5	0.6	0.5	0.5	0.5
<b>Northeast Asia:</b>											
China	1.1	1.2	1.3	1.4	1.4	1.4	1.4	1.4	1.4	1.4	1.5
Japan	1.0	1.0	1.0	1.0	1.0	1.0	1.0	0.9	0.9	0.9	1.0
South Korea	2.8	2.5	2.5	2.4	2.4	2.3	2.4	2.5	2.4	2.5	2.6
North Korea	no data available										
Taiwan	3.9	4.1	2.8	2.6	2.2	2.3	2.2	2.1	2.4	2.6	2.5
<b>Southeast Asia:</b>											
Brunei	5.6	3.8	3.6	3.6	3.7	3.5	3.2	3.0	2.9	2.7	2.8
Burma	no data available										
Cambodia	2.1	1.9	1.5	1.3	1.4	1.3	1.8	1.7	1.6	2.2	2.0
Indonesia	0.9	0.9	0.8	0.8	0.9	0.9	0.9	0.7	0.8	0.8	0.7
Laos	1.1	0.8	0.7	0.6	0.5	0.5	0.4	0.4	0.4	0.3	0.3
Malaysia	2.3	1.7	2.1	2.2	2.2	1.8	1.8	2.0	2.1	2.1	2.0
Philippines	1.7	1.6	1.3	1.6	1.1	1.0	0.9	0.9	0.8	0.8	0.8
Singapore	5.6	4.9	5.4	5.4	5.2	4.7	4.6	4.4	4.1	4.1	4.5
Thailand	1.7	1.6	1.5	1.5	1.4	1.2	1.1	1.1	1.4	1.6	1.9
Vietnam	6.0	7.2	7.9	6.2	5.8	6.1	6.0	5.6	5.2	3.2	3.0
<b>South Asia:</b>											
India	2.9	3.5	3.3	3.2	2.9	2.9	2.8	2.6	2.4	2.2	2.4
Pakistan	4.2	4.3	3.3	3.5	3.4	3.5	3.4	3.3	3.2	3.1	2.8
<b>United States:</b>	3.1	2.9	3.0	3.4	4.1	3.9	4.0	4.6	4.5	5.0	5.2

Source: Department of Defence 2009, *Defence Economic Trends in the Asia-Pacific 2009*, Department of Defence, Canberra.

## COMPARATIVE COMMONWEALTH SPENDING, BY SELECTED PURPOSE, 2000–01 TO 2009–10

	Defence	Public Order and Safety	Education	Health	Social Security and Welfare	Other*	Total
	\$ million	\$ million	\$ million	\$ million	\$ million	\$ million	\$ million
2000–01	10,671	1,556	11,017	25,249	66,915	64,476	179,884
2001–02	11,705	1,857	12,174	27,615	69,081	71,132	193,564
2002–03	12,796	1,968	12,552	29,124	71,291	72,032	199,763
2003–04	12,863	2,386	13,523	31,664	80,103	73,516	214,055
2004–05	13,113	2,345	14,319	35,593	82,927	80,250	228,547
2005–06	14,248	2,556	15,813	37,338	86,202	85,073	241,230
2006–07	15,994	3,316	16,416	39,762	92,090	89,905	257,483
2007–08	16,560	3,503	18,694	44,235	97,843	97,485	278,320
2008–09	18,330	3,557	21,905	49,166	124,905	104,542	322,405
2009–10	19,349	3,844	35,709	51,525	109,133	118,153	337,713

Note: The Defence spending figures in this table represent the impact according to Government Finance Statistics, which are distinct from the funding figures given elsewhere in this document.

\*Other categories include: Housing and Community Amenities; Recreation and Culture; Fuel and Energy; Agriculture, Forestry and Fishing; Mining, Manufacturing and Construction; Transport and Communications; Nominal Interest on Superannuation; Public Debt Transaction; and Other Economic Affairs.

Source: Australian Bureau of Statistics, *Government Finance Statistics, Australia, 2009–10* (55120DO001\_200910 12 April 2011).

## DEFENCE APPROVED CAPITAL FACILITIES EXPENDITURE, BY STATE AND TERRITORY, 2011–12



Source: *Defence Portfolio Budget Statements 2011–12*.

## AUSTRALIA'S TOP 30 DEFENCE PROJECTS, BY FORECAST EXPENDITURE, 2011-12

Project	Project number/ Phase	Approved project expenditure \$million	Estimated cumulative expenditure to 30 June 2011 \$million	Budget estimate 2011-12 \$ million
<b>Aerospace Systems</b>				
Air to Air Refuelling Capability	AIR 5402	1,838	1,378	235
Bridging Air Combat Capability	AIR 5349 Phase 1	3,537	2,635	177
F/A-18 Hornet Upgrade	AIR 5376 Phase 2	1,925	1,544	90
C-17 Globemaster III	AIR 8000 Phase 3	1,852	1,320	49
Airborne Surveillance for Land Operations	JP 129 Phase 2	98	29	34
<b>Electronic Systems</b>				
Next Generation Satellite Communications System	JP 2008 Phase 4	898	402	135
Battlespace Communications System (LAND)	JP 2072 Phase 1	267	103	109
Battle Management System	LAND 75 Phase 3.4	329	84	101
Ultra High Frequency Satellite Communications	JP 2008 Phase 5A	410	235	84
Dismounted Battlegroup and Below Command, Control Communication System	LAND 125 Phase 3A	113	24	53
Joint Command Support Environment	JP 2030 Phase 8	147	84	30
New Air Defence Command and Control Systems for Control Units 2 & 3	AIR 5333	274	224	30
<b>Explosive Ordnance</b>				
Follow-on Stand Off Weapon	AIR 5418 Phase 1	396	249	43
Lightweight Torpedo Replacement	JP 2070 Phase 3	303	239	29
Bridging Air Combat Capability	AIR 5349 Phase 2	184	104	29
<b>Helicopter Systems</b>				
Multi Role Helicopter	AIR 9000 Phase 2	3,748	1,903	393
Armed Reconnaissance Helicopter	AIR 87 Phase 2	2,060	1,754	118
<b>Human Resources and Corporate Services</b>				
ADF Deployable Logistics Systems	JP 2077 Phase 2B.2	130	18	29
<b>Land Systems</b>				
Field Vehicles and Trailers	LAND 121 Phase 3	3,278	123	136
Artillery Replacement 155mm Howitzer	LAND 17 Phase 1A	333	74	111
Upgrade of M-113 Armoured Vehicles	LAND 106	885	710	100
Bushmaster Protected Mobility Vehicles	LAND 116 Phase 3	930	677	67
Australian Light Armoured Vehicle – Additional	LAND 112 Phase 3	693	599	34
<b>Maritime Systems</b>				
Standard Missile Replacement	SEA 1390 Phase 4B	617	301	90
Anzac Ship Anti-Ship Missile Defence	SEA 1448 Phase 2B	462	299	59
<b>Air Warfare Destroyer</b>				
Air Warfare Destroyer Build	SEA 4000 Phase 3	7,951	3,076	841
<b>Amphibious Deployment and Sustainment</b>				
Amphibious Deployment and Sustainment	JP 2048 Phase 4A/4B	3,122	1,509	707
<b>Collins and Wedgetail</b>				
Airborne Early Warning and Control Aircraft	AIR 5077 Phase 3	3,884	3,013	401
<b>New Air Combat Capability</b>				
Joint Strike Fighter Aircraft	AIR 6000 Phase 2A/2B	2,755	66	65
<b>Total top 30 approved projects</b>		<b>43,682</b>	<b>22,841</b>	<b>4,465</b>

Source: Defence Portfolio Budget Statements 2011-12.

## AUSTRALIA'S TOP 30 DEFENCE CONTRACTORS, 2010

Company	Turnover (\$ million)	Employees
1. BAE Systems Australia	1,500.0	6,500
2. Thales Australia	742.0	3,300
3. Raytheon Australia Pty Ltd	699.0	1,351
4. Australian Aerospace Limited	602.6	1,100
5. ASC Pty Ltd	513.5	1,700
6. Boeing Australia	350.0	1,500
7. John Holland Group Pty Ltd	306.0	6,303 (240 defence-related)
8. Serco Sodexho Defence Services Pty Ltd	266.0	2,900
9. Spotless Group Limited	210.0	600 (Aust/NZ Defence business)
10. Transfield Services Limited	175.0	28,000 globally (1,100 defence-related)
11. Lockheed Martin Australia Pty Ltd	161.0	580+
12. Saab Technologies Australia	157.0	337 (defence only)
13. IBM Australia Limited	152.3	12,000 (260 defence-related)
14. QANTAS Defence Services	142.0	409
15. Defence Maritime Services Pty Ltd	120.0	351
16. CAE Australia Pty Ltd	77.6	160
17. Aspen Medical	62.5	428
18. Hawker Pacific Pty Ltd	60.8	600 (Aus/Asia/Middle East/NZ – military & civil)
19. Sikorsky and Helitech	60.0	180
20. CSC Australia	52.0	500
21. QinetiQ Pty Ltd	50.0	275+
22 Airbus Military	48.3	35
23 Babcock Pty Ltd	47.0	300
24. Australian Defence Apparel Pty Ltd (ADA)	44.2	250
25. Adagold Aviation Pty Limited	43.1	21
26. GHD Pty Ltd	43.0	6,000+
27. CEA Technologies Pty Ltd	40.1	260
28. Safe Air Limited	35.0	260
29. L-3 Communications Nautronix Limited (L-3 Nautronix)	33.0	139
30. Chemring Australia	33.0	70

Source: *Australian Defence Magazine*, vol 19, no 1 2010–11, pp 30–56.

BUILT-IN GENIUS

Panasonic

Windows®. Life without Walls™. Panasonic recommends Windows 7.



## SURVIVAL OF THE FITTEST PANASONIC FULLY RUGGEDISED TOUGHBOOKS

MIL-STD-  
810G

IP65


Our Toughbooks are distinguished by their ability to survive the toughest of environments. It is the result of our uncompromising research and development. Since 1996 we have as the world leading manufacturer, built our notebooks to fit our customers' individual needs delivering tailored, innovative business solutions, unavailable through alternative manufacturers, based on their requirements. Now with Intel® Core™ i5-520M Processor technology you can rely on extreme robustness and also long battery life, improved security technology and outstanding connectivity. After, all, survival is not the only thing that matters. **EVERYTHING MATTERS.**



CF-19

**TOUGHBOOK**

When it's worth doing better.



[www.toughbook.com.au](http://www.toughbook.com.au)

CHAPTER

# 6

## AUSTRALIA AND THE WORLD



## SIGNIFICANT TREATIES, CONVENTIONS AND AGREEMENTS

Australia cooperates with other countries on security and defence through alliance relationships and regional dialogue, including:

- the ANZUS Alliance with the United States of America—Security Treaty Between Australia, New Zealand and the United States of America [1952]
- the Closer Defence Relations (CDR) Agreement with New Zealand [1991 – revised 2003]
- the Five Power Defence Arrangements [1971] involving Australia, Malaysia, Singapore, New Zealand and the United Kingdom
- the Agreement with the Republic of Indonesia on the Framework for Security Cooperation (Lombok Treaty) [2008]
- various other bilateral links and multilateral security dialogues such as the ASEAN Regional Forum.

### Arms control and disarmament agreements

Australia seeks to prevent the further proliferation of ballistic missiles and weapons of mass destruction (WMD), and to ensure that transfers of nuclear material and technology are for peaceful purposes only. These longstanding strategic priorities of successive Australian Governments are actively pursued through such measures as the 2003 US-led multilateral Proliferation Security Initiative (PSI) and the International Commission on Nuclear Non-Proliferation and Disarmament, which produced the 2009 report, *Eliminating Nuclear Threats: A Practical Agenda for Global Policymakers*.

Australia is a party to the following agreements:

- Protocol for the Prohibition of the Use in War of Asphyxiating, Poisonous or Other Gases, and of Bacteriological Methods of Warfare [1930]
- Convention on the Prevention and Punishment of the Crime of Genocide (Genocide Convention) [1951]
- Geneva Conventions:
  - [First] Geneva Convention for the Amelioration of the Condition of the Wounded and Sick in Armed Forces in the Field;
  - [Second] Geneva Convention for the Amelioration of the Condition of the Wounded, Sick and Shipwrecked Members of the Armed Forces at Sea;
  - [Third] Geneva Convention Relative to the Treatment of Prisoners of War;
  - [Fourth] Geneva Convention Relative to the Protection of Civilian Persons in Time of War [1958]
- Protocol I Additional to the Geneva Conventions of 12 August 1949, and relating to the Protection of Victims of International Armed Conflicts [1991]
- Protocol II Additional to the Geneva Conventions of 12 August 1949, and relating to the Protection of Victims of Non-International Armed Conflicts [1991]
- Agreement Between the Governments of Australia, Argentina, Chile, the French Republic, Japan, New Zealand, Norway, the Union of South Africa, the Union of Soviet Socialist Republics, the United Kingdom of Great Britain and Northern Ireland and the United States of America concerning the Peaceful Uses of Antarctica (Antarctic Treaty) [1961]
- Treaty Banning Nuclear Weapons Tests in the Atmosphere, Outer Space and Under Water (Partial Test Ban treaty) [1963]
- Treaty on Principles Governing the Activities of States in the Exploration and Use of Outer Space, Including the Moon and Other Celestial Bodies (Outer Space Treaty) [1967]
- Treaty on the Non-proliferation of Nuclear Weapons (Non-Proliferation Treaty, NPT) [1973]
- Treaty on the Prohibition of the Emplacement of Nuclear Weapons and other Weapons of Mass Destruction on the Sea Bed and Ocean Floor and the sub-soil thereof (Seabed Treaty) [1973]
- Agreement with the International Atomic Energy Commission (IAEA) for the Application of Safeguards in connection with the Treaty of the Non-Proliferation of Nuclear Weapons [1974]

**Chapter 6 image:** Arctic blizzard conditions at Bodo Air Base in Norway obscure a RAAF C-130J Hercules sitting on the flightline.  
© Defence Department



- Convention on the Prohibition of the Development, Production and Stockpiling of Bacteriological (Biological) and Toxin Weapons and on their Destruction (Biological and Toxin Weapons Convention) [1977]
- Convention on the Prohibition of Military or Any Other Hostile Use of Environment Modification Techniques (Enmod Convention) [1984]
- Convention on Prohibitions or Restrictions on the Use of Certain Conventional Weapons which may be Deemed to be Excessively Injurious or to have Indiscriminate Effects (CCW Convention, 'Inhumane Weapons' Convention) with Annexed Protocols I, II and III: Protocol I on Non-Detectable Fragments; Protocol II on Prohibitions or Restrictions on the Use of Mines, Booby Traps or Other Devices; Protocol III on Prohibitions or Restrictions on the Use of Incendiary Weapons [1984]
- South Pacific Nuclear Free Zone Treaty (Treaty of Rarotonga) [1986]
- Convention on the Physical Protection of Nuclear Material and Nuclear Facilities [1987]
- Protocol with the International Atomic Energy Commission (IAEA) additional to the agreement of 10 July 1974 between Australian and the IAEA for the application of Safeguards in connection with the treaty on Non-Proliferation of Nuclear Weapons of 1 July 1968 [1997]
- Convention on the Prohibition of the Development, Production, Stockpiling and the Use of Chemical Weapons and on their Destruction (Chemical Weapons Convention) [1997]
- Convention on Nuclear Safety [1997]
- Additional Protocol (Protocol IV entitled Protocol on Blinding Laser weapons) to the Convention on Prohibitions or Restrictions on the Use of Certain Conventional Weapons which may be deemed to be Excessively Injurious or to have Indiscriminate Effects of 10 October 1980 [1998]
- Protocol on Prohibitions or Restrictions on the Use of Mines, Booby-Traps and Other Devices, as Amended (Protocol II as Amended) Annexed to the Convention on Prohibitions or Restrictions on the Use of certain Conventional Weapons which may be deemed to be Excessively Injurious or to have Indiscriminate Effects of 10 October 1980 [1998]
- Comprehensive Nuclear Test Ban Treaty [1998] (Not Yet in Force)
- Convention on the Prohibition of the Use, Stockpiling, Production and Transfer of Anti-personnel Mines and their Destruction (APM Convention) [1999]
- Optional Protocol to the Convention on the Rights of the Child on Involvement of Children in Armed Conflict (Child Soldiers Protocol) [2002]
- Amendment to Article 1 of the Convention on Prohibitions or Restrictions on the Use of Certain Conventional Weapons which may be deemed to be Excessively Injurious or to have Indiscriminate Effects and to its Annexed Protocols [2004]
- Protocol V on Explosive Remnants of War to the Convention on Prohibitions or Restrictions on the Use of Certain Conventional Weapons which may be deemed to be Excessively Injurious or to have Indiscriminate Effects [2007]
- Convention on Cluster Munitions [2008].

Source: Australian Treaties Database <<http://www.dfat.gov.au/treaties>>

## AUSTRALIAN MEMBERSHIP OF INTER-GOVERNMENTAL BODIES AND INTERNATIONAL ORGANISATIONS

### Asia–Pacific Economic Cooperation (APEC) 1989

The leading forum in the Asia–Pacific region where leaders of its 21 member economies meet annually to strengthen regional links and pursue common economic and security goals including combating terrorism and non-proliferation of WMD and effective transfer control mechanisms.

### ASEAN Regional Forum (ARF) 1994

The principal regional security forum that brings together the 10 Association of South East Asian Nations (ASEAN) member states and 16 countries in the Asia–Pacific region including Australia, together with the

European Union, for the purposes of multilateral dialogue and consultation, confidence building and the prevention of conflict.

**ASEAN Post Ministerial Conference (PMC) 1979**

The ASEAN PMC is a forum for discussions on economic, political and security issues with Asia–Pacific dialogue partners that include Australia.

**Australia Group (AG) 1985**

Australia is one of this group of 40 states and the European Commission that seeks to prevent the intentional or inadvertent supply of materials or equipment to chemical and biological weapons-related programs by sharing information on proliferation cases and strategies to manage them, including the harmonisation of transfer controls.

**Cairns Group 1986**

This coalition of 19 agricultural exporting countries was established in order to achieve an open and fair international market for agricultural exports.

**Commonwealth of Nations 1949**

This organisation is comprised of 54 former British colonies and dependencies. Its aim is to advance democracy, human rights and sustainable economic growth and was established in its current form with the London Declaration (Fiji is currently suspended from the Councils of the Commonwealth).

**Comprehensive Nuclear Test Ban Treaty Organisation (CTBTO) 1996**

Established by the 1996 Comprehensive Nuclear Test-Ban Treaty to resolve questions of compliance and as a forum for consultation and cooperation among states parties.

**Conference on Disarmament (CD) 1979**

The Conference on Disarmament was established as the single multilateral disarmament negotiating forum of the international community as a result of the 1978 Special Session on Disarmament of the United Nations General Assembly. It succeeded other Geneva-based negotiating fora, which include the Ten-Nation Committee on Disarmament (1960), the Eighteen-Nation Committee on Disarmament (1962–68), and the Conference of the Committee on Disarmament (1969–78).

**Council for Security and Cooperation in the Asia–Pacific (CSCAP) 1993**

A 21 member non-governmental process for promoting confidence-building measures and security cooperation in the Asia–Pacific region.

**East Asia Summit 2005**

Australia was invited to participate in this regional forum for dialogue on strategic, political and economic issues by its convenor ASEAN, after first acceding to the ASEAN Treaty of Amity and Cooperation. Other non-ASEAN participants are China, Japan, South Korea, India and New Zealand.

**Group of Twenty (G20) 1999**

Australia is a member of this group of 19 countries and the European Union that has become a leading forum for international economic cooperation. The G20 played a key role in responding to the Global Financial Crisis.

**Hague Code of Conduct Against Ballistic Missile Proliferation (HCOG) 2002**

The HCOG is subscribed to 130 countries concerned with the need to prevent and curb the proliferation of ballistic missile systems capable of delivering weapons of mass destruction and the importance of strengthening multilateral disarmament and non-proliferation mechanisms.

**International Atomic Energy Agency (IAEA) 1957**

An inter-governmental organisation within the United Nations system, which is charged by its 1957 statute to promote the peaceful uses of atomic energy. Under the Nuclear Non-Proliferation Treaty (NPT) and the various weapon-free zone treaties, non-nuclear weapon states must accept IAEA nuclear safeguards and are not to manufacture nuclear weapons.

**International Criminal Court** 2002

Australia has ratified the Rome Statute, which established the International Criminal Court that has the jurisdiction to prosecute the perpetrators of genocide, crimes against humanity and war crimes.

**Indian Ocean Rim Association for Regional Cooperation** 1997

This grouping of 18 Indian Ocean littoral and island states aims to facilitate free trade and investment in the region.

**Missile Technology Control Regime** 1987

An informal regime of 34 states established with the goal of limiting the spread of weapons of mass destruction by controlling ballistic missile delivery systems.

**Nuclear Suppliers Group (NSG)** 1975

The 46 member NSG coordinates transfer controls on nuclear materials according to its Guidelines for Nuclear Transfers (London Guidelines) and the Guidelines for Transfers of Nuclear-Related Dual-Use Equipment, Materials, Software and Related Technology (Warsaw Guidelines).

**Organisation for Economic Cooperation and Development** 1961

The OECD brings together the governments of 30 member countries committed to democracy and the market economy from around the world, to support sustainable economic growth, boost employment, raise living standards, maintain financial stability, assist other countries' economic development and contribute to growth in world trade.

**Organisation for the Prohibition of Chemical Weapons** 1993

Established as a body for states parties to oversee the implementation of the Chemical Weapons Convention.

**Pacific Islands Forum** 1971

This is the key political organisation in the Pacific that serves as an annual meeting of the heads of government of its 16 member states (known previously as the South Pacific Forum).

**Proliferation Security Initiative (PSI)** 2003

The PSI is a multilateral activity focusing on law enforcement cooperation for the interdiction and seizure of illegal weapons of mass destruction, missile technologies and related materials when in transit on land, in the air, or at sea.

**United Nations (UN)** 1945

The principal world inter-governmental body with a membership of 192 states. Its headquarters are in New York, USA. The six principal UN organs are the General Assembly, the Security Council, the Economic and Social Council, the Trusteeship Council (which suspended operation in 1994), the International Court of Justice, and the Secretariat. It also has a large number of specialised agencies and other autonomous bodies.

**Wassenaar Arrangement** 1996

This group of 40 states is concerned with export controls for conventional arms and dual use goods and technologies.

**World Trade Organization (WTO)** 1995

Successor to the General Agreement on Tariffs and Trade, the WTO is a 153 member inter-governmental organisation of dealing with the global rules of trade between states. Its main focus is to ensure that trade flows as smoothly, predictably and freely as possible.

**Zangger Committee** 1971

Also called the Nuclear Exporters Committee, this group of 37 states meets informally twice yearly to coordinate export controls on nuclear materials.

Source: Bodell, N 2010, 'Annex B. International Security Cooperation Bodies', *SIPRI Yearbook 2010: Armaments, Disarmament and International Security*, Oxford University Press, Oxford, pp 507–526.

## United Nations Security Council

The United Nations (UN) Charter gives the Security Council primary responsibility for maintaining international peace and security. Under Chapter Six of the Charter, the Security Council may investigate any dispute, or any situation which might lead to international friction or give rise to a dispute. The Security Council may recommend appropriate procedures or methods of adjustment if it determines that a situation might endanger international peace and security. These recommendations are not binding on UN members.

Under Chapter Seven, the Security Council has wider powers to deal with threats to the peace, breaches of the peace, or acts of aggression. The Security Council is not limited to recommendations but may take action, including the use of armed force to maintain or restore international peace and security. Decisions taken under Chapter Seven are binding on UN members.

The UN Security Council consists of five permanent members and ten non-permanent members; five of the latter are elected each year by the UN General Assembly for a term of two years. China, France, Russian Federation, United Kingdom and the United States of America are the permanent members.

In electing the Security Council's non-permanent members, the General Assembly is required by the charter to pay due regard, in the first instance, to the contribution of UN members to the maintenance of international peace and security and to the other purposes of the organisation, and also to equitable geographical distribution. A retiring member is not eligible for immediate re-election. The presidency is held in turn by council member states in the English alphabetical order of their names, each holding office for one month.

Australia is currently a candidate for a seat on the UN Security Council for 2013–2014. Australia previously held a seat on the Security Council during the following periods:

January 1985—December 1986

January 1973—December 1974

January 1956—December 1957

January 1946—December 1947

## ADF OVERSEAS DEPLOYMENTS, 1947–2010

Deployment	Year	Strength/Role	ADF Casualties	Type
Indonesia—UN Consular Commission*	1947	4 military observers. The first UN peace keeping mission.		non-warlike
Indonesia—UN Good Offices Commission (UNGOC)*	1947–1949	Up to 15 military observers		non-warlike
Indonesia—UN Commission for Indonesia (UNCI)*	1949–1951	Up to 19 military observers		non-warlike
Korea—UN Commission on Korea (UNCOK)*	1950	2 military observers		non-warlike
Malayan Emergency	1950–60	RAAF Lincoln heavy bomber squadron, Dakota transport squadron, RAN destroyers and frigates. Approx. 7,000 Army personnel (no figures for RAN and RAAF). Although the emergency was declared over in 1960, Australian Army units were committed to anti-Communist operations on the Malay Peninsula until 1963.	39 deaths	warlike
India and Pakistan—UN Military Observer Group in India and Pakistan (UNMOGIP)*	1950–85	Military observers, RAAF DHC-4 Caribou aircraft detachment (1975–79) and Chief Military Observer (CMO) LTGEN Robert Nimmo (1950–66). Total number of ADF personnel involved: Approx. 170	1 death	non-warlike
Korean War—UN Command—Korea (UNC-K)*	1950–56	RAN aircraft carrier, destroyers and frigates, 2 infantry battalions with supporting arms and 1 RAAF fighter squadron. Approx. 17,000 personnel	340 deaths	warlike

Deployment	Year	Strength/Role	ADF Casualties	Type
UN Commission for the Unification and Rehabilitation of Korea (UNCURK)*	1951	1 military observer		Non-warlike
Korea—UN Command Military Armistice Commission (UNCMAC)*	1953 continuing	6 personnel. Since 1956 Australia's UNCMAC responsibilities have been conducted by the Defence Attaché at the Australian Embassy in Seoul		non-warlike
Lebanon, Syria, Israel, Jordan and Egypt—UN Truce Supervision Organisation (UNTSO) – Operation PALADIN*	1956 continuing	13 military observers per rotation and Chief of Staff (UNTSO) MAJGEN Timothy Ford (1998–2000)	1 death	warlike
Congo—United Nations Operation in the Congo (UNOC)*	1960–61	3-person medical team		non-warlike
Vietnam War	1962–72	Peak of 8,500 personnel, 1 task force (1 ATF) of 3 infantry battalions with supporting arms, RAAF helicopters, medium bombers and transport aircraft, RAN troopship, destroyers, destroyer escorts and RAN helicopters. Approx. 42,700 Army personnel, 2,825 RAN personnel, 4,443 RAAF personnel	521 deaths	warlike
West New Guinea—UN Temporary Executive Authority (UNTEA)*	1962–63	4 Army pilots, 7 RAAF ground crew and 2 Sioux helicopters		non-warlike
Yemen—UN Observer Mission in Yemen (UNYOM)*	1963–64	2 military observers		non-warlike
Confrontation with Indonesia (Konfrontasi)	1964–66	2 infantry battalions, SAS Squadrons, RAN troopship, destroyers, destroyer escorts, minesweepers. Approx. 3,500 Army personnel (no figures for RAN, RAAF)	16 deaths	warlike
Malay Peninsula	1964–66	RAAF and Army personnel	2 deaths	warlike
India and Pakistan—UN India-Pakistan Observation Mission (UNIPOM)*	1965–66	1 military observer seconded from UNTSO and 3 personnel seconded from UNMOGIP including acting CMO LTGEN Robert Nimmo (1965)		non-warlike
Thailand	1965–68	250 personnel RAAF contingent with Sabre aircraft at RAAF Base Ubon	2 deaths	warlike
Israel/Syria—UN Disengagement Observer Force (UNDOF)*	1974	Military observers detached from UNTSO		non-warlike
Egypt—Second UN Emergency Force (UNEF II)*	1976–79	46 personnel RAAF detachment, 4 UH-1H Iroquois helicopters, 2 personnel at UNEF HQ. Total number of ADF personnel involved: Approx. 280		non-warlike
UN Interim Force in Lebanon (UNIFIL)*	1978	4 military observers detached from the ADF contribution to UNTSO		non-warlike
Rhodesia/Zimbabwe—Commonwealth Monitoring Force (CMF)	1979–80	152 Army personnel		non-warlike
Vanuatu (Espiritu Santo)	1980	ADF logistical assistance to the Papua New Guinea Defence Force to suppress the 'Santo Rebellion'		non-warlike
Uganda—Commonwealth Military Training Team (CMTTU)	1982–84	5 personnel per rotation. Total number of ADF personnel involved: 20		non-warlike
The Sinai—Multinational Force and Observers (MFO)	1982–86	89 personnel, 8 UH-1H Iroquois helicopters, and 7 personnel at HQ MFO		non-warlike
Fiji—Operation MORRIS DANCE	May 1987	ADF personnel and RAN ships deployed to waters off Fiji in the event of an assisted evacuation of foreign nationals during the first Fiji coup		non-warlike
Vanuatu—Operation SAILCLOTH	1988	ADF personnel and RAN ships on standby to assist the government of Vanuatu restore law and order during a period of instability		non-warlike

Deployment	Year	Strength/Role	ADF Casualties	Type
Iran—UN Iran-Iraq Military Observer Group (UNIIMOG)*	1988–90	15 personnel per rotation.		non-warlike
Namibia—UN Transition Assistance Group (UNTAG)*	1989–90	Approx. 300 Army engineers per rotation. Total number of ADF involved: 613 personnel		warlike
Pakistan and Afghanistan—UN Mine Clearance Training Team (UNMCTT)*	1989–93	Total number of ADF personnel involved: 92		non-warlike
Persian Gulf and Red Sea—Multinational Forces in Iraq-Kuwait (MNF(I-K))*	1991	Approx. 1,000 personnel, RAN Task Group of 3 ships		warlike
Iraq and Turkey—Operation HABITAT*	1991	75 medical and other ADF personnel providing assistance to Kurdish refugees		non-warlike
First Maritime Interception Force (MIF 1)*	1990–91	1,000 personnel, RAN Task Group of 3 ships		non-warlike
Second Maritime Interception Force (MIF 2) – Operation DAMASK (I-X) *	1991–2004	RAN ships deployed on six month rotations to conduct maritime interception operations in the Northern Persian Gulf. Operation DAMASK officially 23 June 2004, although already subsumed into Operation SLIPPER and subsequently Operation CATALYST		non-warlike
Iraq—UN Special Commission (UNSCOM) – Operation BLAZER*	1991–99	Between 2 and 6 ADF personnel on 3–6 month tours and UNSCOM Commissioner Richard Butler (1997–99).		non-warlike
Western Sahara—UN Mission for the Referendum in Western Sahara (MINURSO)*	1991–94	45 personnel per rotation. Total number of ADF Personnel involved: 225	1 death	non-warlike
Cambodia—UN Advance Mission in Cambodia (UNAMIC)*	1991–92	65 communications personnel		warlike
Cambodia—UN Transitional Authority in Cambodia (UNTAC) – Operation GEMINI*	1992–93	500 ADF personnel Force communications unit, Army Blackhawk helicopter squadron and UN Force Commander LTGEN John Sanderson (1992–93). Total number of ADF personnel involved: 1,215		warlike
Balkans—UN Protection Force in Croatia, Bosnia-Herzegovina and Macedonia (UNPROFOR)*	1992–94	4 military observers and liaison personnel and CMO BRIG JB Wilson (1992)		warlike
Somalia—First UN Operation in Somalia (UNOSOM I)*	1992–93	30 personnel		warlike
Somalia—Unified Task Force in Somalia (UNITAF) – Operation SOLACE*	1992–93	1 Infantry battalion group (1,100 personnel) and 1 heavy landing ship	1 death	warlike
Cambodia—Cambodia Mine Action Centre (CMAC) and UN Development Program (UNDP)	1993–97	6–8 personnel per rotation. Total number of ADF personnel involved: 40		non-warlike
The Sinai—Multinational Force and Observers (MFO) – Operation MAZURKA	1993 continuing	Approx. 26 personnel at HQ MFO per rotation and Force Commander MAJGEN David Ferguson (1995–98).		non-warlike
Somalia—Second UN Operation in Somalia (UNOSOM II) – Operation IGUANA*	1993–94	50 personnel per rotation. Total number of ADF personnel involved: 150		warlike
Haiti—United Nations Mission in Haiti (UNMIH)*	1994	3 personnel		non-warlike
Papua New Guinea (Bougainville)—South Pacific Peace Keeping Force (SPPKF) – Operation LAGOON	Oct 1994	Approx. 1,000 personnel and 3 RAN ships		non-warlike

Deployment	Year	Strength/Role	ADF Casualties	Type
Rwanda—United Nations Mission in Rwanda (UNAMIR II) –Operation TAMAR*	1994–95	100 medical personnel and one infantry company per rotation. Total number of ADF personnel involved: 616		non-warlike
Mozambique—United Nations Operations in Mozambique (UNOMOZ)*	1994–02	12 de-miners		non-warlike
Guatemala—United Nations Verification Mission in Guatemala (MINUGUA)*	1997	1 observer		non-warlike
Papua New Guinea and Indonesia (Irian Jaya)—Operation PLES DRAI and AUSINDO JAYA	1997	200 ADF personnel, Army helicopters, RAAF aircraft and RAN landing craft providing assistance to drought-affected provinces		humanitarian
Cambodia—Operation BANNER	1997	Evacuation of foreign nationals after a coup in Phnom Penh		non-warlike
Bosnia, Croatia and Kosovo—Stabilisation Force (SFOR) and Kosovo Force (KFOR) – Operation OSIER	1997–2004	ADF personnel attached to NATO forces Total number of ADF personnel involved: Approx. 60–90		non-warlike
Papua New Guinea (Bougainville)—Operation BEL-ISI I Truce Monitoring Group (TMG)	1997–98	110 ADF and civilian personnel monitoring ceasefire and facilitating peace process. Airlift and sealift.		non-warlike
Papua New Guinea (Bougainville)—Operation BEL-ISI II Peace Monitoring Group (PMG)	1998–2003	ADF and civilian personnel monitoring ceasefire and facilitating peace process. Airlift and sealift. Total number of ADF personnel involved: 3,500+	1 death	non-warlike
Kuwait	1998	1 SASR squadron, 2 B707 aircraft and 80 RAAF personnel in support of UNSCOM		non-warlike
Papua New Guinea (Vanimo)—Operation SHADDOCK	1998	58 medical and other ADF personnel responding to a Tsunami disaster		humanitarian
East Timor—UN Advance Mission in East Timor (UNAMET) – Operation FABER*	June-Oct 1999	6 military liaison officers		non-warlike
East Timor—Operation SPITFIRE	Sep 1999	Evacuation of 2,500 civilians from East Timor by RAAF C-130 Hercules aircraft		non-warlike
East Timor—International Force in East Timor (INTERFET) – Operations WARDEN and STABILISE*	Sep 1999–Feb 2000	Peak of 6,000 ADF personnel with extensive airlift and sealift support. Included 12 Blackhawk and a troop of Kiowa helicopters. Force Commander MAJGEN Peter Cosgrove (1999–2000)		warlike
East Timor—UN Transitional Administration in East Timor (UNTAET) – Operation TANAGER*	Feb 2000–May 02	Approx. 1,600 personnel maintaining security, facilitating reconstruction. Included 4 Blackhawk and a troop of Kiowa helicopters, RAAF DHC-4 Caribou detachment and further airlift and sealift support	1 death	warlike
Solomon Islands—Operation PLUMBOB	May-Aug 2000	Evacuation of foreign nationals following deteriorating security situation		non-warlike
Solomon Islands—Operations DORSAL and ORBIT	Sep-Oct 2000	ADF support to the peace negotiation process in the Solomon Islands		non-warlike
Sierra Leone—International Military Advisory and Training Team (IMATT) – Operation HUSKY	2000–03	2 military observers		non-warlike
Solomon Islands—International Peace Monitoring Team (IPMT) – Operation TREK	2000–02	25 peace monitors		non-warlike

Deployment	Year	Strength/Role	ADF Casualties	Type
UN Mission in Ethiopia and Eritrea (UNMEE) – Operation POMELO*	Jan 2001– Feb 2005	16 ADF personnel (2 staff officers per rotation)		non-warlike
Afghanistan, Kyrgyzstan and Middle East—Operation SLIPPER	Oct 2001 continuing	ADF commitment to the international coalition against terrorism. Peak of 2 RAN frigates and amphibious landing ship, Special Forces Task Group and command elements, 4 RAAF F/A-18 Hornet aircraft and support personnel, 1 C-130 Hercules per month (crew 11 personnel), 2 P-3C Orion maritime patrol aircraft, 2 B 707 tankers and support personnel. Other major force elements have included the Army-led Reconstruction and (later) Mentoring Task Force, Rotary Wing Group and RAAF Control and Reporting Centre. See ADF Global Operations 2011 for current ADF contributions to the International Security Assistance Force (ISAF).	28 deaths	warlike
Iraq—UN Monitoring, Verification and Inspection Commission for Iraq (UNMOVIC)*	2002–03	Weapons inspectors		warlike
East Timor—UN Mission in Support of East Timor (UNMISET) – Operations CITADEL and SPIRE*	May 2002– June 2005	Approx. 1,600 personnel maintaining security, facilitating reconstruction, drawing down to 100		non-warlike (from 18 August 2003)
Indonesia (Bali)— Operation BALI ASSIST	Oct 2002	5 RAAF C-130 Hercules aircraft, 12 crews, 5 ADF aero-medical evacuation teams and 1 P-3C Orion aircraft in response to the Bali bombings		humanitarian
Middle East— Operation BASTILLE	Jan-March 2003	ADF forward deployment to the Persian Gulf as part of US-led coalition to disarm Iraq		warlike
Middle East— Operation FALCONER	March- July 2003	Peak of 2,000 personnel deployed as part of US-led coalition to disarm Iraq. Included are RAN 2 frigates and amphibious landing ship, 14 RAAF FA-18 Hornet fighters, 3 C-130 Hercules aircraft, 2 P-3C Orion aircraft, 2 Army Chinook helicopters, 500 Special Operations personnel, 1 RAN Clearance Diver Team and command elements		warlike
Middle East (Iraq)— Operation CATALYST	July 2003– July 2009	ADF contribution to US-led coalition for the rehabilitation and reconstruction of Iraq. Peak of 1,400 personnel deployed. Contributions have included: Iraq Survey Group personnel, RAAF C-130 Hercules aircraft detachment, air traffic controllers, P-3C aircraft and 1 RAN frigate (dual assigned with Operation SLIPPER), various command elements, training personnel, 120 personnel Army security detachment equipped with ASLAV vehicles, and a task group of 470 personnel equipped with ASLAV and Bushmaster vehicles in Al Muthanna and Dhi Qar Provinces providing security to other coalition personnel, overwatch and training for Iraqi government forces. See ADF Operations Global 2011 for the current ADF deployment in Iraq	2 deaths	warlike
Afghanistan—UN Assistance Mission in Afghanistan (UNAMA) – Operations PALATE I and II (from Jun 2005)*	2003 continuing	1–2 military liaison officers		warlike
Solomon Islands—Regional Assistance Mission to the Solomon Islands (RAMSI) – Operation ANODE	2003 continuing	Peak of 1,650 ADF personnel with airlift and sealift providing security and logistics support. See ADF Operations Global 2011 for the current ADF deployment in the Solomon Islands	1 death	non-warlike
Iran—Operation IRAN ASSIST	Dec 2003– Jan 2004	1 RAAF C-130 Hercules aircraft to transport aid workers in the aftermath of the Bam earthquake		humanitarian



Deployment	Year	Strength/Role	ADF Casualties	Type
Niue—Operation NIUE ASSIST	Jan 2004	21 ADF personnel and RAAF C-130 Hercules aircraft providing disaster assistance to cyclone ravaged Niue		humanitarian
Vanuatu—Operation VAUNATU ASSIST	Feb-March 2004	ADF personnel and 2 RAAF C-130 Hercules aircraft providing disaster assistance to cyclone ravaged Vanuatu		humanitarian
Indonesia (Sumatra)—Operations SUMATRA ASSIST and SUMARTA ASSIST Phase II	Dec 2004–Apr 2005	Substantial ADF disaster assistance involving over 1,000 ADF personnel and extensive airlift and sealift support following the 2004 Indian Ocean tsunami and March 2005 earthquake off Sumatra	9 deaths	humanitarian
Thailand—Operation THAI ASSIST	Dec 2004–Apr 2005	ADF disaster assistance following the 2004 Indian Ocean tsunami		humanitarian
Sudan—United Nations Mission in Sudan (UNMIS) – Operation AZURE*	2005 continuing	15 ADF personnel, including military observers, and air movements and logistic support specialists		non-warlike
Timor-Leste—United Nations Office in Timor-Leste (UNOTIL) – Operation CHIRON*	May 2005–Nov 2006	3 military liaison/adviser personnel		non-warlike
Indonesia (Bali)	Oct 2005	ADF Medical Assistance Team and RAAF C-130 Hercules aircraft providing assistance to victims of Bali suicide bombings		humanitarian
Pakistan (Azad Jammu and Kashmir) – Operation PAKISTAN ASSIST	Nov 2005–Apr 2006	140 personnel ADF medical team and support elements with Army Blackhawk helicopters providing healthcare assistance following the October 2005 earthquake		humanitarian
Timor-Leste—Operation Astute	May 2006 continuing	ADF stabilisation operations in support of the Government of Timor-Leste to suppress communal and gang violence. Peak of 3,000 ADF personnel deployed including; RAN amphibious ship and heavy landing craft; Army infantry battalion group, commando company group, Blackhawk helicopters; and RAAF C-130 Hercules aircraft and air field defence guards. See ADF Operations Global 2011 for the current ADF deployment in East Timor	1 death	non-warlike
Timor-Leste—UN Integrated Mission in Timor-Leste (UNMIT) – Operation TOWER*	Nov 2006 continuing	4 military liaison/adviser personnel		non-warlike
Lebanon, Cyprus and Turkey—Operation RAMP	July-Aug 2006	120 ADF personnel deployed in support of the Department of Foreign Affairs and Trade (DFAT)-led operation to evacuate 6,000 Australian nationals during the 2006 Israel-Hezbollah war		non-warlike
Fiji, Tonga—Operation QUICKSTEP	Oct 2006–Jun 2008	RAN amphibious ship, supply vessel and frigate, Army Blackhawk helicopters and Special Operations personnel deployed in waters off Fiji to evacuate Australian and other foreign nationals following a military coup. Army personnel deployed to Tonga in support of a New Zealand-led force assisting Tongan security forces to restore law and order following pro-democracy riots.	2 deaths	non-warlike
Indonesia—Operation GARUDA ASSIST	Mar 2007	ADF medical assistance team and C-130 Hercules aero-medical evacuation aircraft, Boeing 737 BBJ and Challenger CL604 aircraft transporting DFAT-led emergency response team supporting Indonesia's response to Garuda Flight GA 200 crash in Yogyakarta.		humanitarian
Solomon Islands—Operation SOLOMON ASSIST	Apr 2007	ADF contribution to Australian Government support to the Solomon Islands following a tsunami disaster in the Western Solomon Islands		humanitarian

Deployment	Year	Strength/Role	ADF Casualties	Type
Papua New Guinea—Operation PNG ASSIST	Nov-Dec 2007	ADF support to the whole-of-government effort to provide humanitarian assistance and disaster recovery to Papua New Guinea following severe flooding in Oro Province caused by Cyclone Guba. Deployed assets included: ADF command and support element, and engineering and health assessment teams; RAN heavy landing ship and clearance divers; Army Blackhawk helicopters; RAAF B300 King Air, C-130 Hercules, DHC-4 Caribou and C-17 Globemaster aircraft		humanitarian
Middle East (Lebanon)—Operation RAMP II	Oct 2007–Jun 2008	Deployment of a small Defence supplementation staff to assist with planning for possible non-combat evacuation in response to regional instability		non-warlike
South Africa and Thailand—Operation NARGIS ASSIST	May-Jun 2008	RAAF C-17 Globemaster aircraft used to transport UN helicopters for humanitarian relief as part of the Australian Government response to the devastation caused by Cyclone Nargis in Burma		humanitarian
Kiribati—Operation KIRIBATI ASSIST	Aug 2008	ADF contribution of 22 ordnance experts to assist in the disposal of World War II unexploded ordnance from locations throughout Kiribati following a request from the Government of Kiribati		humanitarian
Papua New Guinea—Operation PNG ASSIST	Dec 2008	1 RAAF C-130 Hercules aircraft deployed to support whole-of-government assistance to the Government of Papua New Guinea to provide relief materials and air transport to northern PNG, New Ireland and Manus islands following flooding and tidal surges		humanitarian
Iraq—Operation KRUGER	Jan 2009 continuing	ADF contribution to the provision of security and support for the Australian embassy and its staff in Baghdad		warlike
Samoa, Tonga, Solomon Islands, Kiribati and Republic of the Marshall Islands—Pacific Partnership 2009	Jun-Sep 2009	ADF contributed 67 personnel to a US-led and sponsored mission humanitarian civic mission delivering health and engineering services to the people of the South West Pacific		humanitarian
Papua New Guinea—Operation KOKODA ASSIST	Aug 2009	ADF Afloat Support vessel, rotary and fixed wing aircraft and medical support personnel assisted Papua New Guinea authorities to locate crashed Airlines PNG flight CG1684 and recover its passengers.		humanitarian
Tonga—Operation Ashika Assist	Aug 2009	ADF response to the Tongan government's request for assistance to recover human remains from the wreck of the ferry 'Princess Ashika'. Deployed assets included: RAN clearance dive team; and RAAF C-130 Hercules		humanitarian
Indonesia—Operation PADANG ASSIST	Oct 2009	ADF joint task force of around 500 personnel provided humanitarian assistance to earthquake devastated West Sumatra. Deployed assets included: RAN amphibious landing platform with embarked medical facility, landing craft and Sea King helicopters; Army Engineers and Health Support Battalion; and RAAF C-130 Hercules and C-17 Globemaster aircraft		humanitarian
Samoa and Tonga—Operation SAMOA ASSIST	Oct-Nov 2009	ADF support to whole-of-government efforts to provide humanitarian assistance to Tsunami devastated Samoa and Tonga. Deployed assets included: RAN heavy landing ship and landing craft; and RAAF C-130 Hercules and C-17 Globemaster aircraft.		humanitarian
Haiti—Operation HAITI ASSIST	Jan-Mar 2010	5 RAAF Air Traffic Controllers deployed with United States Air Force 24th Air Expeditionary Group to Port-au-Prince Airfield		humanitarian
Fiji—Operation FIJI ASSIST	Mar 2010	One RAAF C-130 Hercules deployed		humanitarian
Nauru—Operation RENDER SAFE	July 2010	ADF Explosive Ordnance Detachment to assist in the disposal of World War II unexploded ordnance		humanitarian

Deployment	Year	Strength/Role	ADF Casualties	Type
Pakistan—Operation PAKISTAN ASSIST II	Sep-Oct 2010	ADF contribution to an Australian whole-of-government health facility staffed by 180 military and civilian personnel that provided care to 11,000 people in the Kot Addu region, central Punjab Province, following widespread flooding across much of Pakistan		humanitarian

Notes: \*Mission performed under UN auspices.

#### Warlike operations

Warlike operations are those military activities where the application of force is authorised to pursue specific military objectives and there is an expectation of casualties. These operations can encompass but are not limited to: a state of declared war, conventional combat operations against an armed adversary, and peace enforcement operations which are military operations in support of diplomatic efforts to restore peace between belligerents who may not be consenting to intervention and may be engaged in combat activities. Usually conducted under Chapter VII of the UN Charter, where the application of all necessary force is authorised to restore peace and security or other like tasks.

#### Non-warlike operations

Non-warlike operations are defined as those military activities short of warlike operations where there is risk associated with the assigned task(s) and where application of force is limited to self-defence. Casualties could occur but are not expected. These operations encompass but are not limited to:

- Hazardous operations. Activities exposing individuals or units to a degree of hazard above and beyond that of normal peacetime duty such as mine avoidance and clearance, weapons inspections and destruction, Defence Force aid to the civil power, service protected or assisted evacuations and other operations requiring the application of minimum force to effect the protection of personnel or property, or other like activities.
- Peacekeeping operations. Peacekeeping is an operation during which military personnel, without powers of enforcement, help restore and maintain peace in an area of conflict with the consent of all parties. These operations can encompass but are not limited to:
  - (i) activities short of peace enforcement where the authorisation for the application of force is normally limited to minimum force necessary for self defence;
  - (ii) activities, such as the enforcement of sanctions in a relatively benign environment which expose individuals or units to 'hazards' as described above;
  - (iii) military observer activities with the tasks of monitoring ceasefires, re-directing and alleviating ceasefire tensions, providing 'good offices' for negotiations and the impartial verification of assistance or ceasefire agreements, and other like activities; or
  - (iv) activities that would normally involve the provision of humanitarian relief.

Sources: Australian War Memorial, *Information Sheets: War Casualties* <[www.awm.gov.au/research/infosheets/war\\_casualties.asp](http://www.awm.gov.au/research/infosheets/war_casualties.asp)>; Sea Power Centre—Australia 2005, *Database of Royal Australian Navy Operations, 1990–2005*, Working Paper No. 18, Sea Power Centre, Canberra; Defence Annual Reports, *Defence Portfolio Budget Statements 2011–12*.

## ADF GLOBAL OPERATIONS, 2011

The ADF is involved in a range of operations that include the 'Long War' against terrorism, international peacekeeping, border protection and fisheries patrols, homeland security and indigenous support. The Australian Government has approved the deployment of approximately 3,300 ADF personnel to 12 operations overseas (as at June 2011) to protect Australia and its national interests. Additionally, around 400 ADF members are actively protecting Australia's borders and offshore maritime interests.

Operation	Strength	Description
Operation PALADIN: Middle East—various locations June 1956 continuing	12 ADF personnel deployed	ADF contribution to United Nations Truce Supervision Organisation (UNTSO)
Operation GATEWAY: Indian Ocean and South China Sea 1981 continuing	Deployed variable, as required according to tasks	AP-3C Orion maritime surveillance patrols
Operation MAZURKA: Egypt (Sinai) September 1993 continuing	25 ADF personnel deployed	ADF contribution to Multinational Force and Observers (MFO)
Operation SLIPPER: Middle East—various locations October 2001 continuing	Approximately 830 ADF personnel are currently deployed at the Al-Minhad Airbase, Dubai, United Arab Emirates, and at other locations in the Middle East. These include: Headquarters Joint Task Force 633 (JTF 633); Joint Movements Coordination Centre (JMCC); Force Support Unit Three FSU-3; Force Communications Unit Three FCU-3; JTF 633 Air Component HQ; Intelligence, Surveillance and Reconnaissance Task Unit with 2×AP-3C Orion; Air Mobility Task Unit with 3×C-130J Hercules; C-17A Globemaster support element; Combined Air Operations Centre (CAOC) detachment; 1×RAN major fleet unit (frigate) with a shore-based logistic unit; and ADF personnel embedded within various coalition headquarters	ADF contribution to the international campaigns against terrorism, countering piracy in the Gulf of Aden, and maritime security in the Middle East Area of Operations
Operation SLIPPER: Afghanistan October 2001 continuing	Approximately 1,550 ADF personnel are currently deployed at three main locations in Afghanistan—Kabul, Uruzgan Province and Kandahar Air Field (KAF). These include: HQ JTF 633—Afghanistan in Kabul; Combined Team Uruzgan (CTU) consisting of headquarters staff, Uruzgan Provincial Reconstruction Team support element, and a Mentoring Task Force comprising six Operational Mentoring and Liaison Teams based at Multi-National Base Tarin Kowt (MNBTK), and various forward locations; a range of enablers including Counter Improvised Explosive Device Task Force and Weapons Intelligence Team, FSU-3, FCU-3, medical personnel in Role 2 Medical Facility at MNBTK, and Unmanned Aerial Vehicle Detachment (UAV) from the 20th Surveillance and Target Acquisition Regiment operating SCANEAGLE UAV; Special Operations Task Group based at MNBTK; Army Rotary Wing Group operating 2×CH-47D Chinook helicopters based at KAF; RAAF-led Heron medium altitude long endurance UAV detachment based at KAF; Combat Support Unit; JMCC detachment; and ADF personnel embedded within various coalition headquarters.	ADF contribution to North Atlantic Treaty Organisation (NATO)-led International Security Assistance Force (ISAF) in Afghanistan
Operation PALATE II: Afghanistan 2003 continuing	2 ADF liaison officers deployed	ADF contribution to the United Nations Assistance Mission in Afghanistan (UNAMA)
Operation ANODE: Solomon Islands July 2003 continuing	80 ADF personnel deployed (Army Reserve Company Group)	ADF contribution to 160-strong Combined Task Force supporting the Australian-led Regional Assistance Mission to the Solomon Islands (RAMSI)—Operation HELPEM FREN

Operation	Strength	Description
Operation AZURE: Sudan April 2005 continuing	17 ADF personnel deployed	ADF contribution to the United Nations Mission in Sudan (UNMIS)
Operation ASTUTE: East Timor May 2006 continuing	The 475-strong International Stabilisation Force (ISF) comprises approximately 400 ADF personnel. ISF consists of two infantry companies, including a combined 'ANZAC' Infantry Company, and support elements such as engineers, logistics and supply personnel from the wider ADF. The ISF also includes the Timor Leste Aviation Group (TLAG) drawn primarily the Australian 5th Aviation Regiment with Blackhawk helicopters.	ADF contribution to the maintenance of peace and stability following a request from the Government of Timor-Leste to the Australian Government.
Operation RESOLUTE: Australia's offshore maritime areas July 2006 continuing	Up to 400 ADF personnel deployed at any one time	ADF contribution to the whole-of-government effort to protect Australia's borders and offshore maritime interests. Operation RESOLUTE consolidates previous ADF operations, including Operation RELEX II (focusing on unauthorised arrivals), Operation CRANBERRY (dealing with illegal fishing and smuggling), Operation CELESTE and MISTRAL (patrols of Australia's southern ocean exclusive economic zone), and Operation ESTES (protecting Australia's gas and oil infrastructure).
Operation TOWER: East Timor November 2006 continuing	4 ADF military liaison personnel deployed	ADF contribution to the UN Integrated Mission in Timor-Leste (UNMIT)
Operation RIVERBANK Iraq July 2008 continuing	2 ADF personnel deployed	ADF contribution to the United Nations Assistance Mission in Iraq (UNAMI)
Operation HEDGEROW: Sudan (Darfur) August 2008 continuing	8 ADF personnel deployed	ADF contribution to the United Nations Mission in Darfur (UNAMID)
Operation KRUGER: Baghdad (Iraq) January 2009 continuing	33 ADF security personnel deployed	ADF contribution to the provision of security and support for the Australian embassy and its staff in Iraq
Operation CHRISTCHURCH ASSIST: Christchurch (New Zealand) February–March 2011	RAAF C-130 Hercules and C-17A Globemaster aircraft deployed to transport emergency services personnel and equipment	ADF contribution to the Australian whole-of-government response to the Christchurch earthquake of 22 February 2011
Operation PACIFIC ASSIST: Japan March 2011	RAAF C-17A Globemaster aircraft deployed to transport emergency services personnel and cargo	ADF contribution to an Australian Government Emergency Services Task Force in the wake of the earthquake in Japan and the subsequent tsunami

## DEFENCE COOPERATION

The Australian Government's broader foreign policy goals are complemented by Defence's international engagement. A major component of the Defence International Engagement Plan is the Defence Cooperation Program. The aims of the Program are to support the government's strategic objectives by: contributing to regional security; working with allies, regional partners and others to shape a stable environment; consolidating acceptance of Australia as key partner on regional security issues; and encouraging and assisting the development of defence self-reliance within regional countries.

By assisting the development of professional and sustainable defence forces and South Pacific police forces, the Program is enhancing the ability of partner states to contribute to national and regional security objectives. Australian assistance includes: ADF advisers; a range of training initiatives and combined exercises with regional armed forces; capacity building; and equipment and infrastructure projects.

The program is a longstanding one—the first appropriation of funds for the purpose of cooperative defence activities was with Malaysia and Singapore in 1963–64. A decade later in 1975, funding for military assistance had been extended to other Southeast Asian and South Pacific states.

The ongoing Pacific Patrol Boat (PPB) program is the largest and most complex Defence Cooperation Program activity. The Australian-built and supplied 31.5 metre Pacific Class Patrol Boats give Pacific island states a measure of independent capability to police their maritime zones. The initial requirement for five or six vessels when the project was announced in 1983, had expanded to 22 vessels in 12 states costing some \$155 million by 1997 in capital costs. Ongoing support by Australia has included training, adviser support, integrated logistic, maintenance and refit support aspects, and through fuel and operating subsidies. A life extension program (LEP) for the PPBs that commenced in 2003 will sustain the PPB program progressively until 2017, when the first boats reach the end of their extended life, and 2027, when the last boat is retired.

Other important areas of the Defence Cooperation Program activity in recent years are the development of the East Timor Defence Force, support to the Papua New Guinea Defence Reform Program, Joint Philippines–Australia Army Watercraft Project, and efforts to enhance Pakistan's counter-insurgency capability.

Defence cooperation spending by region, 1987–88 to 2011–12 (\$million)					
Year	PNG	South Pacific	Southeast Asia	Other Regional Engagement*	Total
1987–88	24.3	16.5	16.8	0.0	57.5
1988–89	27.4	16.1	17.1	0.0	60.6
1989–90	37.9	21.3	15.0	0.0	74.2
1990–91	52.1	25.6	15.3	0.0	93.0
1991–92	37.2	20.4	17.7	0.0	75.2
1992–93	28.2	20.4	21.1	0.0	69.7
1993–94	21.4	35.2	20.5	0.0	77.1
1994–95	19.6	33.7	24.7	0.0	77.9
1995–96	14.9	34.6	27.0	0.0	76.4
1996–97	11.7	31.6	23.7	1.4	68.3
1997–98	19.6	22.3	19.8	1.6	63.3
1998–99	11.8	26.5	21.7	2.6	62.7
1999–2000	7.7	21.1	23.7	2.3	54.8
2000–01	15.4	16.8	24.7	3.7	60.6
2001–02	27.7	17.5	29.7	4.7	79.6
2002–03	9.0	22.1	26.0	5.6	62.7
2003–04	14.5	25.0	26.4	4.6	70.6
2004–05	13.9	35.3	20.6	5.2	75.0
2005–06	19.2	36.6	21.0	6.1	82.9
2006–07	14.2	33.4	21.3	6.8	75.8
2007–08	12.2	35.9	20.6	8.9	77.6
2008–09	12.3	47.3	25.2	7.9	92.7
2009–10	11.6	43.6	21.6	7.8	84.6
2010–11 Projected	8.6	40.1	19.0	9.9	77.7
2011–12 Estimate	10.6	36.6	17.4	10.9	75.4

Note: \* Includes Defence International Training Centre, RAAF Williams, Laverton.

Source: Defence Annual Reports, Defence Portfolio Budget Statements 2011–12.

## AUSAID AND REGIONAL SECURITY

The Australian Government is committed to providing aid to developing countries in order to help improve the lives of the billion people worldwide who live in extreme poverty. Australia's development assistance program is guided by the Millennium Development Goals (MDGs)—the internationally agreed targets for poverty reduction.

Reducing poverty is in Australia's national interest. Poverty breeds instability and extremism in both our region and globally, and creates conditions that lead to more refugees, as people flee from violence or hardship. Two-thirds of the world's poor live in Australia's region—of our twenty nearest neighbours, eighteen are developing countries. Many of these countries are also important trading partners. Australia exports around \$90 billion in goods and services to the countries where Australian bilateral aid is delivered.

It is for these humanitarian, national security and economic reasons that the government is committed to increasing Australia's Official Development Assistance (ODA) to 0.5% of our Gross National Income (GNI) by 2015–16.

The Australian Agency for International Development (AusAID) is responsible for managing Australia's overseas aid program. Australia's development assistance is delivered across a range of programs which broadly reflect the MDGs, including: Education and Scholarships; Health; Economic Growth; Governance; Climate Change and Environmental Sustainability; Humanitarian, Emergency and Refugee Aid; and Equitable Development.

AusAID competitively contracts aid work to Australian and international companies which serve as implementing partners. These companies use their expertise to deliver aid projects and often train local people to continue the projects long after the end of the contracts. Additionally, AusAID funds multilateral institutions and not-for-profit organisations to deliver aid programs at the local community level in developing countries. AusAID also works directly with the governments of neighbouring countries to improve the way they deliver economic and community services.

In response to emergencies, AusAID staff travel to affected areas to provide immediate support. This can include communities devastated by cyclones, floods and earthquakes, or those recovering from conflict. AusAID contributes funding to international organisations that help people in emergencies, such as the International Committee of the Red Cross.

The Australian Government will provide around \$4,836 million in total ODA in 2011–12, up from \$4,362 million in the previous financial year. In 2011–12, Australia's ratio of ODA to GNI is also forecast to increase to 0.35 per cent.



<b>Australian ODA by Partner Country and Region, 2011–12</b>	
<b>Partner countries/Regional Programs</b>	<b>Budget Estimate 2011–12 (\$ million)</b>
Papua New Guinea	482.3
Solomon Islands	261.6
Vanuatu	70.1
Samoa	43.7
Fiji	37.5
Tonga	32.1
Kiribati	28.2
Nauru	26.2
Tuvalu	9.9
Niue	4.6
Cook Islands	4.4
North Pacific	10.7
Regional and Other Pacific	149.7
<b>Pacific</b>	<b>1,160.9</b>
Indonesia	558.1
Vietnam	137.9
East Timor	123.7
Philippines	123.1
Cambodia	77.4
Burma	47.6
Laos	42.1
China	35.7
Mongolia	12.2
East Asia regional	108.0
<b>East Asia</b>	<b>1,265.7</b>
Afghanistan	165.1
Pakistan	92.8
Bangladesh	92.0
Sri Lanka	43.5
Nepal	26.6
India	25.0
Bhutan	8.0
Maldives	5.0
<b>South and West Asia regional</b>	<b>7.1</b>
South and West Asia	465.0
Iraq	36.6
Palestinian Territories and Other Middle East	56.0
Africa	291.3
<b>Africa and the Middle East</b>	<b>384.0</b>
Latin America	27.2
Caribbean	20.7
<b>Latin America and the Caribbean</b>	<b>48.0</b>
Core contributions to multilateral organisations, other ODA yet allocated or not attributed to particular countries or regions	1,576.3
Adjustments	-135.1
Funds approved but not yet allocated	71.4
<b>Total ODA</b>	<b>4,836.2</b>

Source: 2011–12 Ministerial Statement on Australia's Development Assistance Program

## Australian Civilian Corps

The Australian Government has established the Australian Civilian Corps (ACC) as a mechanism to enable the rapid deployment of civilian specialists to countries experiencing, or emerging from, natural disaster or conflict. The ACC assists affected countries to restore essential services, rebuild government institutions and reestablish economic and social stability; essentially providing a bridge between emergency response measures and long-term development programs.

The *Australian Civilian Corps Act 2011* creates a legal framework for the employment and management of ACC personnel. Deployments will be managed by the office of the ACC, located within AusAID in Canberra, in cooperation with other Australian Government agencies.

Recruitment of civilian specialists commenced in early 2010 and will continue throughout 2011–12, with the ACC register expected to build to 500 screened and trained personnel by June 2014. Civilian specialists are chosen for their skills in areas such as stabilisation and recovery, public administration and finance, law and justice, agriculture, engineering, health administration and community development. Personnel are sought from all levels of government and the broader Australian community.

The first ACC deployment took place in April 2011 when an ACC register member deployed as a donor liaison officer within the Interim Haiti Recovery Commission. Further deployments are expected during the 2011 calendar year.

In the 2011–12 Budget additional funding has been provided to the ACC (\$32 million over four years) to support civilian deployments.

CHAPTER

# 7

## COUNTER-TERRORISM



## AUSTRALIA'S COUNTER-TERRORISM ARRANGEMENTS

Australia's counter-terrorism arrangements are outlined in the government's 2010 Counter-Terrorism White Paper: *Securing Australia—Protecting Our Community*. This document describes the threat of terrorism<sup>1</sup> to Australia as real and enduring, and is a permanent and persistent feature of our security environment. It states the main source of international terrorism and the primary threat to Australia and its interests is from a global violent jihadist movement—extremists who follow a militant interpretation of Islam that espouses violence as the answer to perceived grievances. This movement comprises al-Qaeda, groups allied or associated with it, and others inspired by a similar worldview.

The Counter-Terrorism White Paper recognises the threat from violent jihadism continues to evolve despite successes against the al-Qaeda terrorist network in Afghanistan and Pakistan, and in Southeast Asia. We now face challenges from new groups affiliated with, or inspired by, al-Qaeda's message and methods, with localities such as Yemen and the Horn of Africa now joining existing areas of concern. Added to this is the rise of 'home grown' terrorism: the threat from people born or raised in Australia, who have become inspired by the violent jihadist message.

The Counter-Terrorism White Paper sets out the Australian Government's strategy for protecting Australia, its people and interests against terrorism. The counter-terrorism strategy has four key elements:

**1. Analysis**—an intelligence-led response to terrorism driven by a properly informed national security community

Australia's counter-terrorism efforts are intelligence-led and focused on prevention. This approach hinges on strong partnerships and cooperation at the national level, effective engagement at the international level, and effective information sharing. Over recent years, there has been a significant growth in Australia's security, intelligence and law enforcement agencies and the government has taken steps to improve their capabilities and enhance information sharing. The establishment of the **National Intelligence Coordination Committee** has ensured that Australia's intelligence effort, both domestically and internationally, is better integrated into the new national security arrangements. The creation of a new **Counter-Terrorism Control Centre** will also ensure that our overall counter-terrorism intelligence capabilities are better integrated.

**2. Protection**—taking all necessary and practical action to protect Australia and Australians from terrorism at home and abroad

The government is committed to taking action to protect Australians and reduce the risk of attack. This approach involves efforts at a number of complimentary levels, including:

- strong border management arrangements to prevent the movement of individuals who try to enter or transit Australia to conduct terrorism-related activities by introducing a new biometric-based visa system for certain non-citizens—making it harder for terrorists to evade detection
- preventing Australians suspected of involvement in terrorism from travelling overseas by revoking or denying passports
- improving the security of our airports to enhance protection of the travelling public
- continued cooperation and collaboration with the states and territories through comprehensive national counter-terrorism arrangements
- working in partnership with the business community to protect our critical infrastructure, including information and communications technology
- strengthened collaboration with international partners, both bilaterally and multilaterally, to contribute to international counter-terrorism efforts and create an international environment that is hostile to terrorism.

---

<sup>1</sup> A 'terrorist act' is defined under Australian law as an act or threat, intended to advance a political ideological or religious cause by coercing or intimidating an Australian or foreign government or the public, by causing serious harm to people or property, creating a serious risk of health and safety to the public, or seriously disrupting trade, critical infrastructure or electronic systems. *Criminal Code Act 1995 (Cth)*. A 'terrorist incident' is a combination of circumstances or conditions which may lead to or result from a terrorist act, and which require preventative and/or responsive action.

- 3. Response**—providing immediate and targeted response to specific terrorist threats and terrorist attacks should they occur

The government's ability to prevent and disrupt terrorist attacks within Australia relies on coordinated and cooperative relationships between our intelligence, security and law enforcement agencies nationally. This collaborative approach ensures that we have robust and effective national capacity to respond to terrorist threats. Australia's comprehensive national response uses the full array of Australian Government, state and territory counter-terrorism capabilities. It is underpinned by a legal regime that provides effective powers for our agencies and the ability to prosecute people who seek to conduct terrorist acts. The government will keep these powers under review against any need to expand them or tailor them to deal with any changes in the nature of the threat in the future.

- 4. Resilience**—building a strong and resilient Australian community to resist the development of any form of violent extremism and terrorism on the home front

Australia's counter-terrorism efforts are supported by our open democratic society. There are inherent strengths in our society that make Australia resilient to the divisive worldview of al-Qaeda and like-minded groups. However, we know from experience that the terrorist narrative may resonate with a small number of Australians. It is incumbent upon all Australians to work together to reject ideologies that promote violence, no matter from where they arise or to what purpose they aspire. We must all support and protect the values and freedoms from which all Australians benefit. By reducing disadvantage, addressing real or perceived grievances and encouraging full participation in Australia's social and economic life, government policies can help to mitigate any marginalisation and radicalisation that may otherwise occur with the Australian community.

The Australian Government takes a comprehensive and layered approach in pursuit of its counter-terrorism objectives, which are informed by the following core judgements:

- countering terrorism requires a long-term commitment, and complementary international and domestic efforts
- to prevent acts of terrorism, and anticipate evolving terrorist intentions and tactics, efforts must be intelligence-led and highly coordinated across agency and governmental boundaries
- a risk-informed and layered approach to counter-terrorism is essential because no single measure will be fully effective
- our efforts should always seek to be lawful, proportionate and accountable
- Australia must have in place mechanisms that allow us to respond seamlessly to and recover from acts of terrorism should they occur
- the support and cooperation of business and the community are essential to extend the reach and effectiveness of government counter-terrorism effort.

Australia's counter-terrorism arrangements are further complemented by the 2010 Critical Infrastructure Resilience Strategy. The strategy aims to achieve the continued provision of essential services that support Australia's national security, economic prosperity, and social and community well being in the face of all hazards. A key imperative of the strategy is to have an effective business–government partnership with critical infrastructure owners and operators through the Trusted Information Sharing Network (TISN).

# KEY GOVERNANCE STRUCTURES FOR COUNTER-TERRORISM

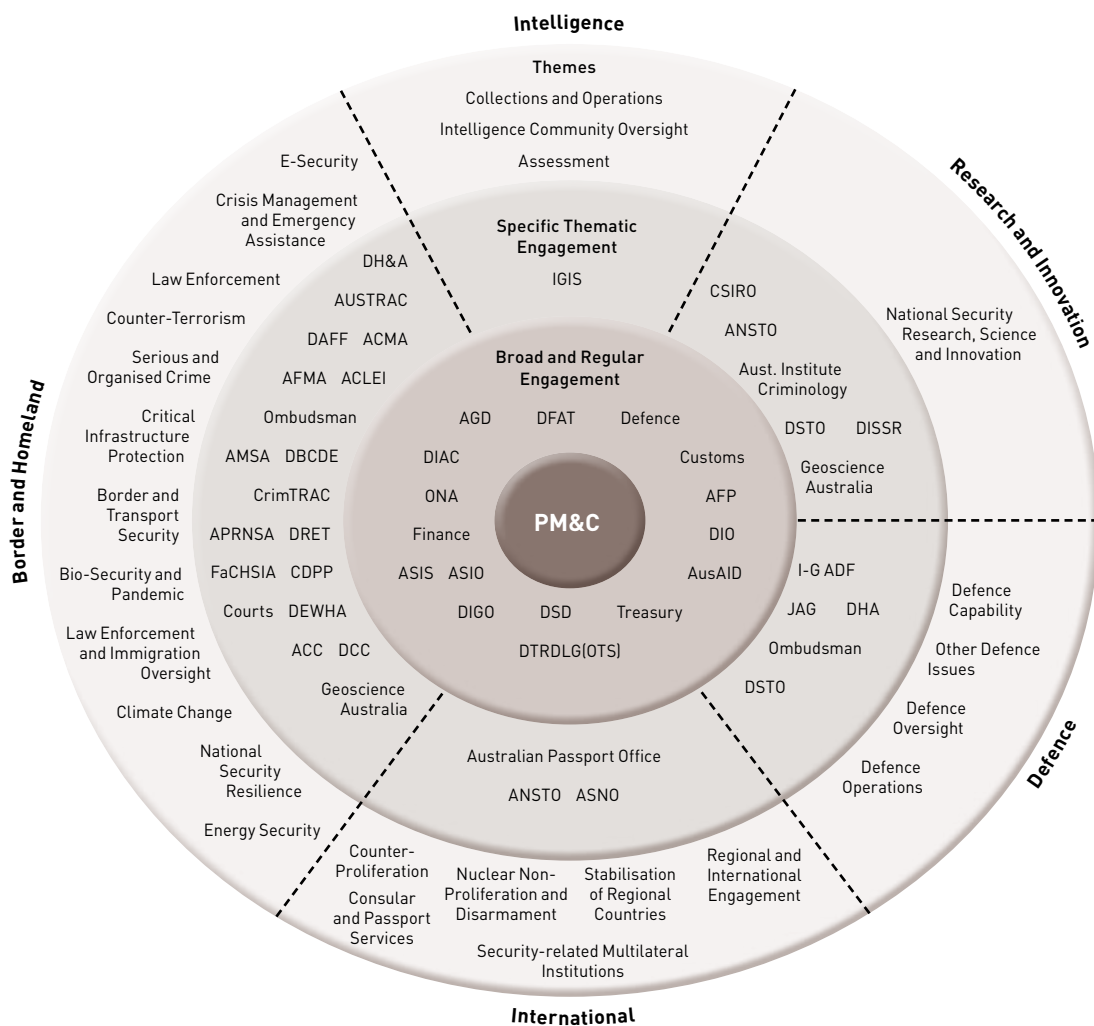
## National Security Committee of Cabinet

Cabinet is the highest-level decision making forum for the Australian Government, however, the National Security Committee of Cabinet (NSC) usually determines policy, strategy and resources relevant to Australian national security interests and responsibilities, including in the event of a National Terrorist Situation if declared (see below).

The NSC is supported and advised by the **Secretaries Committee on National Security** (SCNS), which is co-chaired by the Secretary of PM&C and the new National Security Adviser (NSA)<sup>2</sup>; whose department provides the secretariat function for both committees. The SCNS is the peak body to advise government on national security policy and operational matters. Three inter-departmental committees underpin this high-level decision-making framework:

- The Strategic Policy Coordination Group
- The Homeland and Border Security Policy Coordination Group
- The National Intelligence Coordination Committee.

## PM&C's engagement with the Commonwealth National Security Community



Source: Department of the Prime Minister and Cabinet

<sup>2</sup> The National Security Adviser in the Department of the Prime Minister and Cabinet holds a central position within the national security community for coordination, policy development and provision of advice on national security to the Prime Minister.

## Council of Australian Governments

The Council of Australian Governments (COAG), chaired by the Prime Minister and comprising the Premiers and Chief Ministers from each State and Territory and the President of the Australian Local Government Association, is Australia's peak inter-governmental forum. COAG's role is to increase cooperation among governments in the national interest, including in relation to counter-terrorism.

## National Counter-Terrorism Committee

The National Counter-Terrorism Committee (NCTC) was established in 2002 and reflects Australia's national approach to counter-terrorism. It facilitates cooperation between the Australian Government and states and territory governments by meeting twice a year to discuss matters regarding Australia's counter-terrorism strategy. PM&C co-chairs and provides secretariat support to the NCTC.

The objectives of the NCTC are to contribute to the security of the Australian community by:

- maintaining the *National Counter-Terrorism Plan* (NCTP) and associated documentation. The NCTP outlines responsibilities, authorities and the mechanisms to prevent, or if they occur, manage acts of terrorism and their consequences within Australia (DFAT coordinates arrangements to deal with terrorist incidents involving Australians or Australian interests overseas)
- providing expert strategic and policy advice to heads of government and relevant ministers
- coordinating an effective nation-wide counter-terrorism capability
- maintaining effective arrangements for sharing appropriate intelligence and information between relevant agencies in all jurisdictions
- providing advice in relation to the administration of the special fund to maintain and develop capabilities, administered by the Australian Government on the basis of advice from the NCTC.

## NATIONAL TERRORIST SITUATION

In the event of a terrorist attack on Australian soil, the Australian Government will consider, in consultation and agreement with any affected States or Territories, whether a National Terrorist Situation (NTS) should be declared. Factors which might lead to an NTS declaration include:

- the scale and nature of the incident: for example, whether it involves chemical, biological, radiological and nuclear materials
- involvement of multiple jurisdictions
- involvement of Australian Government interests
- significance of the threat
- impact of a threat involving civil aviation or maritime operations
- involvement of critical infrastructure
- involvement of foreign or international interests.

If an NTS were declared, the Australian Government would take on overall responsibility for policy and broad strategy to resolve the situation in consultation with affected States or Territories... This could involve determining policy objectives, setting priorities, positioning resources, international liaison and coordinating communication with the Australian public. The Australian Government's role does not include operational management and deployment of emergency services.

Source: National Counter-Terrorism Committee 2nd edition 2005, *National Counter-Terrorism Plan*, NCTC, Canberra

### National Counter-Terrorism Alert Levels

Australia moved to a four level system national counter-terrorism levels of alert in June 2003:

**Low** – terrorist attack is not expected

**Medium** – terrorist attack could occur

**High** – terrorist attack is likely

**Extreme** – terrorist attack is imminent or has occurred.

Source: National Counter-Terrorism Committee 2nd edition 2005, *National Counter-Terrorism Plan*, NCTC, Canberra



## SELECTED GOVERNMENT AGENCIES' COUNTER-TERRORISM ROLES

### Australian Government

**Attorney-General's Department** coordinates national security and crisis management arrangements and provides legislative advice. It takes an all hazards approach to national security. Emergency management within the department is undertaken across three divisions which are responsible for all aspects of policy, capability development, planning and operations:

- **National Security Resilience Policy Division** is responsible for policy, legislation, advice and programs related to developing resilience to all hazards, including the areas of critical infrastructure protection, electronic and identity security, and protective security policy.
- **National Security Capability Development Division** is responsible for developing national security capability, coordinating procedures, training, exercises, evaluation, procurement and R&D for all hazards, managing the National Counter-Terrorism Committee Administered Fund, delivering training and education, administering grants to volunteer organisations, for disaster mitigation and GeoSpatial Capabilities.
- **Emergency Management Australia** is responsible for operational coordination of responses to all hazards, including: natural disasters, terrorism and pandemics. Also incorporates the national security hotline, disaster relief, dignitary protection and protective security.

**Australian Customs and Border Protection Service** manages the security and integrity of Australia's borders. It works closely with other government and international agencies, in particular the Australian Federal Police, the Australian Quarantine and Inspection Service, the Department of Immigration and Citizenship and the Department of Defence, to detect and deter unlawful movement of goods and people across the border.

**Australian Federal Police** investigates Commonwealth terrorist offences, provides overseas liaison, protective services, and performs a state policing function in the ACT. The AFP's **Australian Bomb Data Centre**, which collects data concerning the illegal use of explosives. The AFP Protective Service also provides physical protection services in relation to foreign embassies and certain government facilities, and counter-terrorism first response at major airports.

**Australian Government Information Management Office** contributes to the protection of the national information infrastructure.

**Australian Radiation Protection and Nuclear Safety Agency** is responsible for protecting the health and safety of people, and the environment, from harmful effects of radiation.

**Australian Safeguards and Non-Proliferation Office**, within the Department of Foreign Affairs and Trade, regulates nuclear safeguards within Australia to ensure that Australia meets non-proliferation and security treaty commitments and implements the Chemical Weapons Convention and Comprehensive Test Ban Treaty. ASNO is also involved in the development of domestic verification arrangements for the Biological Weapons Convention.

**Australian Security Intelligence Organisation** is the national security intelligence body and the authority for assessing threats to security. It collects, analyses and distributes relevant intelligence. It manages the National Intelligence Group during an incident and maintains a Technical Support Unit to provide technical intelligence to police or the ADF at the scene of a terrorist incident. The **National Threat Assessment Centre** has been created to operate 24 hours a day within ASIO. It brings together agencies involved in terrorist threat intelligence in a single centre.

**Border Protection Command** is a combination of ADF and Customs assets that is responsible for the implementation, coordination and management of offshore maritime security.

**Defence** provides a range of capabilities that can assist civil authorities in emergencies under DACC and DFACA arrangements, in addition to its traditional war-fighting role. The ADF counter-terrorist capability includes two Tactical Assault Groups (West and East) that stand ready to respond to terrorist attacks that are beyond the capacity of State and Territory police services to deal with. The Incident Response Regiment, with decontamination and other specialised equipment, responds to chemical, biological, radiological and nuclear incidents.

**Department of Foreign Affairs and Trade** works with our allies and partners to confront terrorism and to enhance international counter-terrorism cooperation. DFAT provides advice about specific security threats abroad for people travelling overseas and provides consular services to Australians living abroad. DFAT also provides information in relation to the protection of foreign dignitaries.

**Department of Health and Ageing** maintains stockpiles of antidotes and vaccines and plans for dealing with disease outbreaks.

**Department of Immigration and Citizenship** maintains the Movement Alert List and administers Australia's visa regime. DIAC is also actively engaged in a number of international data-accessing initiatives aimed at preventing the movement of terrorists or terrorist groups.

**Department of Infrastructure, Transport, Regional Development and Local Government** regulates the security of airports, airlines, and sea ports and, with State and Territory authorities, other forms of transport.

**Department of the Prime Minister and Cabinet** coordinates Australian Government policy responses to terrorism, participates in risk management decisions on dignitary protection, provides the secretariat for SCNS and the NSC, co-chairs, and provides the secretariat for, both the National Counter-Terrorism Committee and the Australian Government Counter-Terrorism Policy Committee and advises the Prime Minister on matters related to countering terrorism. The National Security Science and Technology Branch also sits within PM&C. Its role is to coordinate and focus science, engineering and technology to support Australia's counter-terrorism needs.

### States and Territories

**Community services departments and agencies** assist individual and community recovery through the coordinated provision of emergency and ongoing welfare assistance.

**Dangerous goods and work cover agencies** maintain standards for the security and transport of dangerous substances.

**Emergency services** provide consequence management in the event of a terrorist incident, consistent with State and Territory plans and structures.

**Engineering services/public works departments** assist the recovery of physical infrastructure.

**Health departments** participate in the development and maintenance of biological hazard plans, provide hospital treatment and ongoing care for victims.

**Police** have operational responsibility for preventing and responding to terrorism, and investigating terrorist activity, threats and incidents.

**Premiers'/Chief Ministers' departments** coordinate the whole-of-government response and preparedness.

Source: Adapted from 'Annex A – Agency Roles', *National Counter-Terrorism Plan*.

## AUSTRALIA'S INTELLIGENCE AGENCIES

To be effective against terrorism the Australian Government needs access to actionable intelligence that will uncover the methods and plans of clandestine terrorist networks, or individuals who intend to commit terrorist acts. Essentially intelligence is information, obtained covertly or otherwise, that provides insight or advantage. Intelligence is collected in many forms across the national security community including, but not limited to, the intelligence collection agencies of the Australian Intelligence Community (AIC).

The AIC comprises six agencies which analyse and interpret intelligence and data from other sources. Both arms of the intelligence community—collection and assessment—contribute to Australia's overall counter-terrorism effort. These agencies have expanded their global linkages with traditional allies, and are developing closer cooperation with partner agencies within our region and further afield.

### Australian Intelligence Community

The **Office of National Assessments (ONA)** is established as an independent body accountable to the Prime Minister. ONA provides all-source assessments on international political, strategic and economic developments for the Prime Minister and senior ministers in the NSC. ONA is based in Canberra.

The **Australian Security and Intelligence Organisation (ASIO)** collects security intelligence and identifies and investigates threats to Australia's security, wherever they arise, and provides assessments and advice to protect Australia, its people and its interests. ASIO reports to the Attorney-General. ASIO is based in Canberra with offices in state capitals.

The **Australian Secret Intelligence Service (ASIS)** is Australia's overseas secret human intelligence (HUMINT) collection agency. ASIS' mission is to protect and promote Australia's vital interests through the provision of unique foreign intelligence services as directed by the government. ASIS reports to the Minister for Foreign Affairs. ASIS headquarters are in Canberra.

### Defence Intelligence and Security Group:

The **Defence Intelligence Organisation (DIO)** is an intelligence assessment agency that supports Defence and government decision-making and assists with the planning and conduct of ADF operations. DIO is based in Canberra.

The **Defence Imagery and Geospatial Organisation (DIGO)** provides geospatial intelligence, from imagery and other sources, in support of Australia's defence and national interests. DIGO facilities are located in Canberra and the Geospatial Information Branch in Bendigo, Victoria.

The **Defence Signals Directorate (DSD)** supports Australian Government decision-makers and the ADF with high quality foreign signals intelligence products and services. DSD also plays a key role in protecting Australian official communications and information systems. DSD has a headquarters in Canberra with collection facilities located elsewhere.

Financial intelligence is another important component of Australia's counter-terrorism capabilities. The **Australian Transaction Reports and Analysis Centre (AUSTRAC)** is both Australia's financial intelligence unit and the regulator of anti-money laundering and counter-terrorism financing regime. AUSTRAC cooperates closely with other Australian security and law enforcement agencies, and international counterpart organisations.

## BUDGET APPROPRIATIONS FOR SELECTED NATIONAL SECURITY AGENCIES, 2001-02 TO 2011-12

Agencies	2001-02	2002-03	2003-04	2004-05	2005-06	2006-07	2007-08	2008-09	2009-10	2010-11	2011-12	Nominal 9-year increase
	\$ m	\$ m	\$ m	\$ m	\$ m	\$ m	\$ m	\$ m	\$ m	\$ m	\$ m	
Department of Defence	13,191	14,216	15,439	16,224	17,523	19,142	19,846	22,888	25,532	24,752	26,535	101%
Overseas Development Assistance	1,755	1,831	1,973	2,198	2,698	3,018	3,174	3,800	3,821	4,504	4,123	135%
Australian Federal Police	523	391	609	777	968	885	1,310	1,385	1,486	1,425	1,397	167%
Department of Foreign Affairs and Trade-1*	660	701	709	774	717	740	822	843.4	1,187	1,060	1,039	57%
Australian Security Intelligence Organisation	69	90	98	161	187	341	450	429	427	414	394	471%
Australian Secret Intelligence Service	54	59	80	89	100	131	162	217	248	250	246	355%
Office of National Assessments	7	8	11	18	28	28	35	38	27	38	35	400%

Note: \* DFAT Outcome 1: The advancement of Australia's international strategic, security and economic interests including through bilateral, regional and multilateral engagement on Australian Government foreign and trade policy priorities.

Source: 2002-03 to 2010-11 Budget Paper No. 4 and ASPI calculation of Net Defence Funding.

## LISTED TERRORIST ORGANISATIONS IN AUSTRALIA

Since 2002, the Australian Government has listed the following groups since that have been specified by regulation to be terrorist organisations. An organisation may also be found to be a terrorist organisation by a court as part of the prosecution for a terrorist offence. It is an offence under Australian law to:

- direct the activities of the organisation
- recruit persons to the organisation
- receive training from or provide training to the organisation
- receive funds or make funds available to the organisation
- provide support or resources to the organisation.

It is also an offence to be a member of any listed terrorist organisation and to intentionally associate with a person who is a member or who promotes or directs the activities of a listed terrorist organisation where that association provides support that would help the terrorist organisation to continue to exist or to expand.

The listing of an organisation ceases to have effect two years after its commencement, or if the Attorney-General ceases to be satisfied that the organisation is directly or indirectly engaged in, preparing, planning, assisting in or fostering the doing of a terrorist act. An organization may be re-listed for an additional period of two years if it continues to engage in terrorist activity.

<b>Terrorist organisation</b>	<b>Date listed</b>	<b>Dates re-listed</b>
Abu Sayyaf Group	14 Nov 2002	7 Nov 2004, 3 Nov 2006, 1 Nov 2008, 29 Oct 2010
Al-Qa'ida (AQ)	21 Oct 2002	1 Sep 2004, 26 Aug 2006, 8 Aug 2008, 22 July 2010
Al-Qa'ida in the Arabian Peninsula (AQAP)	26 Nov 2010	
Al-Qa'ida in Iraq (AQI) (formerly listed as Al-Zarqawi and TQJBR)	26 Feb 2005	2 Mar 2005, 17 Feb 2007, 3 Nov 2008, 29 Oct 2010
Al-Qa'ida in the lands of the Islamic Mahgreb (AQIM)	14 Nov 2002	7 Nov 2004, 3 Nov 2006, 8 Aug 2008, 22 Jul 2010
Al-Shabaab	21 Aug 2009	
Ansar Al-Islam (formerly known as Ansar al-Sunna)	27 Mar 2003	27 Mar 2005, 27 Mar 2007, 17 Mar 2009
Asbat al-Ansar (AAA)	11 Apr 2003	11 Apr 2005, 31 Mar 2007, 17 Mar 2009
Hamas' Izz al-Din al-Qassam Brigades	9 Nov 2003	5 Jun 2005, 7 Oct 2005, 10 Sep 2007, 8 Sep 2009
Hizballah External Security Organisation	5 Jun 2003	5 Jun 2005, 25 May 2007, 16 May 2009
Islamic Army of Aden (IAA)	11 Apr 2003	11 Apr 2005, 31 Mar 2007, 14 Mar 2009
Islamic Movement of Uzbekistan	11 Apr 2003	11 Apr 2005, 31 Mar 2007, 14 Mar 2009
Jaish-e-Mohammed (JeM)	11 Apr 2003	11 Apr 2005, 31 Mar 2007, 14 Mar 2009
Jamiat ul-Ansar (formerly known as Harakat Ul-Mujahideen)	14 Nov 2002	7 Nov 2004, 3 Nov 2006, 3 Nov 2008, 29 Oct 2010
Jemaah Islamiyah (JI)	27 Oct 2002	1 Sep 2004, 26 Aug 2006, 8 Aug 2008, 22 Jul 2010
Kurdistan Workers Party (PKK)	15 Dec 2005	27 Sep 2007, 8 Sep 2009
Lashkar-e-Jhangvi (LeJ)	11 Apr 2003	11 Apr 2005, 31 Mar 2007, 14 Mar 2009
Lashkar-e-Tayyiba (LeT)	9 Nov 2003	5 Jun 2005, 7 Oct 2005, 10 Sep 2007, 8 Sep 2009
Palestinian Islamic Jihad	3 May 2004	5 Jun 2005, 7 Oct 2005, 10 Sep 2007, 8 Sep 2009

*Notes: Current as at June 2011*

*The spelling of the listed terrorist organisations is as shown in Australian Government documentation.*

## MAJOR REGIONAL TERRORIST INCIDENTS, 2000–2011

Incident	Suspected organisation	Casualties	Date
<b>Indonesia</b>			
Near simultaneous bombings of the JW Marriott and Ritz-Carlton hotels in Jakarta	Jemaah Islamiyah	9 deaths 50 injured	17 Jul 2009
Bombing in Yos Sudarso Port, Ambon, Maluku	Unknown	13 injured	3 Mar 2007
Bombing in a Christian Market, Central Sulawesi	Unknown	7 deaths 48 injured	31 Dec 2005
Decapitation of Christian schoolgirls near Poso, Central Sulawesi	Unknown	3 deaths 1 injured	29 Oct 2005
Bali suicide bombings—three bombs detonated in Jimbaran Bay and Kuta Square	Jemaah Islamiyah	25 deaths (including 4 Australians) 129 injured	1 Oct 2005
Two bombs detonated in Tentena—a market town in Central Sulawesi	Jemaah Islamiyah	22 deaths 50 injured	28 May 2005
Bombing of Australian Embassy, Jakarta	Jemaah Islamiyah	10 deaths 182 injured	9 Sep 2004
Bombing of a music concert, Peureulak, Aceh	Unknown	10 deaths 30 injured	1 Jan 2004
Bombing of JW Marriott Hotel, Jakarta	Jemaah Islamiyah	13 deaths 149 injured	5 Aug 2003
Bombing of a McDonalds restaurant, Makassar	Laskar Jundullah	3 deaths 11 injured	8 Dec 2002
Bali bombings—near simultaneous explosions at two nightclubs in the Kuta tourist district and at the Denpasar consulate of the United States	Jemaah Islamiyah	202 deaths (including 88 Australians) 209 injured	12 Oct 2002
Convoy ambushed heading to Freeport gold mine, Irian Jaya (West Papua)	Unknown	3 deaths 14 injured	31 Aug 2002
Bus bombing, Poso, Sulawesi	Unknown	4 deaths 17 injured	5 Jun 2002
Ferry fired upon, Ambon, Maluku	Unknown	4 deaths 12 injured	25 May 2002
Rifle and grenade attacks on Christian villages outside Ambon, Maluku	Lashkar Jihad	14 deaths	28 Apr 2002
Bombing near the Maluku governor's office	South Maluku Republic	4 deaths 63 injured	3 Apr 2002
Workers shot at a palm plantation, Aceh	Unknown	31 deaths 6 injured	9 Aug 2001
Attacks on Christian churches across Indonesia	Jemaah Islamiyah	15 deaths 95 injured	24 Dec 2000
Bombing of the Jakarta stock exchange basement car park	Free Aceh Movement	6 deaths 20 injured	13 Sep 2000
Bombing of the Philippines Embassy, Jakarta	Unknown	2 deaths 21 injured	1 Aug 2000
Bombing of a fertiliser plant, Banda Aceh	Unknown	8 deaths 18 injured	18 Apr 2000
<b>Malaysia</b>			
Kidnapping of 20 persons from Pulau Sipadan, Sabah.	Abu Sayyaf Group		23 Apr 2000

Incident	Suspected organisation	Casualties	Date
<b>Philippines</b>			
Rifle and grenade attack on a convoy of trucks, Tampakan, South Cotabato	New People's Army	1 death 3 injured	26 Mar 2011
Bombing outside a primary school, San Raymundo Village, Jolo	Unknown	4 deaths 10 injured	9 Mar 2011
Bus bombing, Makati, Manilla	Unknown	5 deaths 13 injured	25 Jan 2011
Boat carrying soldiers and civilians ambushed on the Hinaga River, Samar	New People's Army	2 deaths 1 injured	15 Dec 2010
Bombing at a bus terminal, Carmen Township, North Cotabato	Unknown	1 death 2 injured	15 Nov 2010
Bus bombing outside Matalam Township, North Cotabato	Unknown	10 deaths 9 injured	21 Aug 2010
Bombing outside Zamboanga International Airport	Unknown	2 deaths 23 injured	5 Aug 2010
Small arms fire on a commuter jeep, Maluso, Basilan	Abu Sayyaf Group	4 deaths 6 injured	23 Jun 2010
Bombings outside a government building and Catholic Church, Isabela City, Basilan	Abu Sayyaf Group	14 deaths many injured	12 Apr 2010
Police vehicle bombed, Antipolo City, Calabarzon	New People's Army	4 deaths 5 injured	20 Mar 2010
Philippines military vehicle bombed, Davao City Davao	New People's Army	1 death 2 injured	15 Mar 2010
Rifle and grenade attack on Maluso Village, Basilan	Abu Sayyaf Group	12 deaths	27 Feb 2010
Bombings in Jolo and Iligan City, Mindanao	Unknown	6 deaths 40 injured	7 July 2009
Bombing outside a Catholic Cathedral, Cotabato City, Mindanao	Unknown	6 deaths 45 injured	5 July 2009
Bombings outside two department stores, Iligan City, Mindanao	Unknown	3 deaths 53 injured	18 Dec 2008
Armed attack on a bus, Lanao del Norte, Mindanao	Moro Islamic Liberation Front	14 deaths	18 Aug 2008
Civilians executed, Lanao del Norte, Mindanao	Moro Islamic Liberation Front	9 deaths	18 Aug 2008
Bombing outside Edwin Andrews Air Base, Zamboanga	Unknown	3 deaths 18 injured	29 May 2008
Bombing at a tuna factory, Barangay Tumbler	Unknown	4 deaths 27 injured	30 Jan 2008
Assassination of Congressman Wahab Akbar, Manila	Abu Sayyaf Group	3 deaths 9 injured	13 Nov 2007
Shopping centre bombing, Manila	Unknown	11 deaths 100 injured	19 Oct 2007
Bombing in Makilala, North Cotabato	Unknown	8 deaths 24 injured	9 May 2007
Decapitation of kidnapped workers, Jolo	Abu Sayyaf Group	7 deaths	20 Apr 2007
Supermarket bombing, General Santos City, South Cotabato	Unknown	6 deaths 20 injured	10 Jan 2007
Bombing, Makilala, North Cotabato	Unknown	6 deaths 29 injured	10 Oct 2006
Sulu Cooperative Store Bombing, Jolo	Unknown	5 deaths 40 injured	27 Mar 2006
Bombings in Manila, Makati City, General Santos City and Davao City	Abu Sayyaf Group	10 deaths 112 injured	14 Feb 2005

<b>Incident</b>	<b>Suspected organisation</b>	<b>Casualties</b>	<b>Date</b>
Bombing of a public market in General Santos City, South Cotabato	Unknown	15 deaths 58 injured	13 Dec 2004
Bombing of Superferry 14, Manila Bay	Jemaah Islamiyah and Abu Sayyaf Group	118 deaths 320 injured	27 Feb 2004
Bombing in Parang, Mindanao	Unknown	4 deaths 87 injured	4 Jan 2004
Korondal City Market Bombing	Unknown	9 killed 41 injured	10 May 2003
Sasa Wharf Bombing, Davao City, Davao	Abu Sayyaf Group	16 deaths 55 injured	2 Apr 2003
Bombing at Davao International Airport, Mindanao	Moro Islamic Liberation Front	24 deaths 143 injured	4 Mar 2003
Grenade attack, Tacurong, Sultan Kudarat	Moro Islamic Liberation Front	9 deaths 35 injured	31 Dec 2002
Bus ambushed in Zamboanga del Norte	Moro Islamic Liberation Front	13 deaths 10 injured	26 Dec 2002
Bombing outside mayor's house, Maguidanao, Datu Piang	Moro Islamic Liberation Front	13 deaths	24 Dec 2002
Bomb blast aboard a bus, Manila	Unknown	3 deaths 23 injured	18 Oct 2002
Zamboanga bombings	Abu Sayyaf Group	7 deaths 144 injured	18 Oct 2002
Bus terminal bombing, Kidapawan City, North Cotabato	Abu Sayyaf Group	8 deaths 19 injured	10 Oct 2002
Restaurant bombing, Zamboanga	Abu Sayyaf Group	3 deaths 24 injured	2 Oct 2002
Kidnapping of 20 persons from a Palawan Island beach resort	Abu Sayyaf Group	2 deaths	26 May 2002
Bombing near a department store, General Santo City, South Cotabato	Unknown	15 deaths 71 injured	21 Apr 2002
Market Bombing Jolo, Mindanao	Unknown	5 deaths 50 injured	16 Feb 2002
Food court bombing, Zamboanga	Abu Sayyaf Group	11 deaths 50 injured	28 Oct 2001
Near-simultaneous bombings of: a Manila railway station; Plaza Ferguson, Manila; Makati City; Pasay City airport; and Quezon City	Moro Islamic Liberation Front	22 deaths 100 injured	30 Dec 2000
Medical mission ambushed, Santo Ramos, Davao del Norte	New People's Army	9 deaths 15 injured	1 Oct 2000
University of Southern Mindanao bombing, Mindanao	Moro Islamic Liberation Front	2 deaths 15 injured	25 Sep 2000
Market bombing, Kabacan	Moro Islamic Liberation Front	2 deaths 33 injured	16 Jul 2000
<b>Thailand</b>			
Popular protest movement calling for the dissolution of the current Thai Parliament, resulting in widespread political violence and the May 2010 military crackdown in Bangkok	United Front for Democracy Against Dictatorship (Red Shirt movement)		2006–2010
Upsurge of anti-state violence leading to numerous terrorist incidents across the southern provinces of Narathiwat, Pattani and Yala	Pattani United Liberation Organisation and other separatist militias		2001 continuing

Source: RAND Database of Worldwide Terrorism Incidents <<http://smapp.rand.org/rwtid>>



# ACRONYMS AND ABBREVIATIONS

## ADF rank levels

### Other Ranks

REC

Recruit

APP

Apprentice

TRA

Trainee

SMN/PTE/AC/W

Seaman / Private / Aircraftman/Aircraftwoman

AB/PTE(P)/LAC/W

Able Seaman / Private(Proficient) / Leading Aircraftman/Aircraftwoman

LCPL

Lance Corporal (Army)

LS/CPL/CPL

Leading Seaman / Corporal / Corporal

PO/SGT/SGT

Petty Officer / Sergeant / Sergeant

SSGT

Staff Sergeant (Army)

CPO/WO2/FSGT

Chief Petty Officer / Warrant Officer Class 2 / Flight Sergeant

WO/WO1/WOFF

Warrant Officer / Warrant Officer Class 1 / Warrant Officer

MIDN/STAFFCDT/OFFICER CDT

Midshipman / Staff Cadet / Officer Cadet

### Commissioned Officers

ASLT/2LT/PLTOFF

Acting Sub Lieutenant / 2nd Lieutenant / Pilot Officer

SBLT/LT/FLGOFF

Sub Lieutenant / Lieutenant / Flying Officer

LEUT/CAPT/FLT LT

Lieutenant / Captain / Flight Lieutenant

LCDR/MAJ/SQNLDR

Lieutenant Commander / Major / Squadron Leader

CMDR/LTCOL/WGCDR

Commander / Lieutenant Colonel / Wing Commander

CAPT/COL/GPCAPT

Captain / Colonel / Group Captain

CDRE/BRIG/AIRCDRE

Commodore / Brigadier / Air Commodore

RADM/MAJGEN/AVM

Rear Admiral / Major General / Air Vice Marshal

VADM/LTGEN/AM

Vice Admiral / Lieutenant General / Air Marshal

ADM/GEN/ACM

Admiral / General / Air Chief Marshal

AAA	Asbat al-Ansar
AAM	air-to-air missile
ACC	Australian Crime Commission
ACLEI	Australian Commission for Law Enforcement Integrity
ACPB	Armidale Class Patrol Boat
ACT	Australian Capital Territory
AD	Air Defence
ADCAP	advanced capability
ADF	Australian Defence Force
ADHQ	Australian Defence Headquarters
AEMI	Australian Emergency Management Institute
AEW&C	airborne early warning and control
AFDS	Air Field Defence Squadron
AFMA	Australian Fisheries Management Authority
AFP	Australian Federal Police
AG	Australia Group
AGCTC	Australian Government Counter-Terrorism Committee
AGD	Attorney-General's Department
AGS	hydrographic survey vessel
AHO	Australian Hydrographic Office
AIC	Australian intelligence community
AIS	Aeronautical Information Service
AMC	Australian Military Court
AMRAAM	advanced medium-range air-to-air missile
AMSA	Australian Maritime Safety Authority
ANAO	Australian National Audit Office
ANSTO	Australian Nuclear Science and Technology Organisation
ANZAC	Australian and New Zealand Army Corps
ANZUS	Australia, New Zealand and the United States (security treaty)
AO	auxiliary tanker
AOR	replenishment ship
AOSG	Aerospace Operational Support Group
AOSS	Airfield Operations Support Squadron
AP	armour piercing
APC	armoured personnel carrier
APEC	Asia–Pacific Economic Cooperation
APERS	anti-personnel
APERS-T	anti-personnel tracer
APFSDS-T	armour piercing fin-stabilised discarding sabot tracer
APM	anti-personnel mine
APS	Australian Public Service
AQ	al-Qaeda
AQAP	al-Qaeda in the Arabian Peninsula
AQI	al-Qaeda in Iraq
AQIM	al-Qaeda in the lands of the Islamic Mahgreb
ARDU	Aircraft Research and Development Unit
ARF	ASEAN Regional Forum
Armd	armoured
ASCENG	Aircraft Stores Compatibility Engineering
ASE	Aviation Systems Engineering
ASEAN	Association of Southeast Asian Nations

ASIO	Australian Security Intelligence Organisation
ASIS	Australian Secret Intelligence Service
ASLAV	Australian light armoured vehicle
ASM	anti-ship missile
ASNO	Australian Safeguards and Non-Proliferation Office
ASPI	Australian Strategic Policy Institute
ASRAAM	advanced short-range air-to-air missile
ATC	air traffic control
ATF	Australian Task Force
ATGW	anti-tank guided weapon
ATHS	Air Transportable Health Squadron
ATSI	Aboriginal and Torres Strait Islander
AusAID	Australian Agency for International Development
AUSTRAC	Australian Transaction Reports and Analysis Centre
AVMED	aviation medicine
Avn	aviation
Bde	Brigade
BE	base ejection
Bn	Battalion
BORIS	Budget and Output Reporting Information System
BPC	Border Protection Command
BROACH	bomb Royal Ordnance augmented charge
Bty	Battery
C2	command and control
CA	Chief of Army
CAF	Chief of Air Force
Cav	Cavalry
CBASS	Common Broadband Advanced Sonar System
CCS	Combat Communications Squadron
CCW	Certain Conventional Weapons (convention)
CD	Conference on Disarmament
CDF	Chief of the Defence Force
Cdo	Commando
CDPP	Commonwealth Director of Public Prosecutions
CDR	Closer Defence Relations (with New Zealand)
CDT	Clearance Diving Team
CER	Combat Engineer Regiment
CEW	Chief Engineer Works
CIS	communications and information systems
CIWS	close-in weapon system
CJOPS	Chief Joint Operations
CMF	Commonwealth Monitoring Force
CMO	Chief Military Observer
CMTTU	Commonwealth Military Training Team
CN	Chief of Navy
COAG	Council of Australian Governments
COD	Chief of Division
CODOG	combined diesel or gas
Const	Construction
COS	Chief of Staff
Coy	Company

C-RAM	Counter-Rocket, Artillery and Mortar
CRU	Control and Reporting Unit
CSCAP	Council for Security and Cooperation in the Asia–Pacific
CSH	Combat Support Hospital
CSIRO	Commonwealth Scientific and Industrial Research Organisation
CSR	Command Support Regiment
CSS	Combat Support Squadron
CSSB	Combat Service Support Battalion
CSSB	Combat Service Support Brigade
CSSC	Combat Service Support Company
CSU	Combat Support Unit
CTB	Counter-Terrorism Branch
CTBT(O)	Comprehensive (nuclear) Test Ban Treaty (Organisation)
CTC	Combat Training Centre
DACC	Defence Aid to the Civil Community
DAFF	Department of Agriculture, Fisheries and Forestry
DARC	Defence Audit and Risk Committee
DBCDE	Department of Broadband, Communications and the Digital Economy
DCC	Department of Climate Change
DCJOPS	Deputy Chief Joint Operations
DCP	Defence Capability Plan
DEO	Defence Equity Organisation
Det	Detachment
DEWHA	Department of Environment, Water, Heritage and the Arts
DFACA	Defence Force Aid to the Civilian Authorities
DFAT	Department of Foreign Affairs and Trade
DFDA	<i>Defence Force Discipline Act 1982</i>
DHA	Defence Housing Authority
DH&A	Department of Health and Ageing
DIAC	Department of Immigration and Citizenship
DIGO	Defence Imagery and Geospatial Organisation
DIISR	Department of Innovation, Industry, Science and Research
DIO	Defence Intelligence Organisation
DITRDLG	Department of Infrastructure, Transport, Regional Development and Local Government
DMO	Defence Materiel Organisation
DRET	Department of Resources, Energy and Tourism
DSD	Defence Signals Directorate
DSTO	Defence Science and Technology Organisation
DVA	Department of Veterans' Affairs
ECCS	Expeditionary Combat Communications Squadron
ECP	Enhanced Cooperation Program (PNG)
ECSS	Expeditionary Combat Support Squadron
ECSW	Expeditionary Combat Support Wing
EEZ	exclusive economic zone
EHS	Expeditionary Health Squadron
EL 1	Executive Level 1
EL 2	Executive Level 2
EMA	Emergency Management Australia
ESR	Engineer Support Regiment
ESSM	evolved sea sparrow missile
EW	electronic warfare

FACDU	Forward Area Control Development Unit
FaHCSIA	Department of Families, Housing, Community Services and Indigenous Affairs
FCPB	Fremantle Class Patrol Boat
Fd	Field
FFG	guided missile frigate
FFH	frigate (with helicopter)
FMA Act	<i>Financial Management and Accountability Act 1997</i>
FMC	full mission capability
FNQR	Far North Queensland Regiment
frag	fragmentation
FSB	Force Support Battalion
FSG	Force Support Group
GDP	gross domestic product
GL	ground liaison
GNI	gross national income
GP	general purpose
GP	group
GPS	global positioning system
HCOG	Hague Code of Conduct Against Ballistic Missile Proliferation
HE	high explosive
HEAT	high explosive anti-tank
HEDP	high explosive dual purpose
HERA	high explosive rocket assisted
HESH	high explosive squash head
HEVT	high explosive variable timer
HIV	human immunodeficiency virus
HM	Her/His Majesty's
HMAS	Her Majesty's Australian Ship
HMSC	Head Military Strategic Commitments
HNA	Hardened and Networked Army
HOCU	Health Operational Conversion Unit
HQ	headquarters
HQJOC	Headquarters Joint Operations Command
HSB	Health Support Battalion
HSW	Health Support Wing
HUMINT	human intelligence
HWT	heavyweight torpedo
IAA	Islamic Army of Aden
IAEA	International Atomic Energy Agency
ICT	information and communications technology
IG ADF	Inspector General Australian Defence Force
IGIS	Inspector General of Intelligence and Security
IGW	Increased Gross Weight
ILLUM	illuminating
IMATT	International Military Advisory and Training Team
infosec	information security
INS	inertial navigation system
Int	intelligence
INTERFET	International Force in East Timor
IPMT	International Peace Monitoring Team
IR	infra red

IRR	Incident Response Regiment
ISAF	International Security Assistance Force
ISF	International Stabilisation Force
ISR	Intelligence Surveillance Reconnaissance
JAG	Judge Advocate General
JASSM	joint air-to-surface standoff missile
JCC	Jindalee Operational Radar Network Coordination Centre
JCE	joint and combined exercises
JDAM	joint direct attack munition
JeM	Jaish-e-Mohammed
JEWOSU	Joint Electronic Warfare Operations Support Unit
JOC	Joint Operations Command
JOPC	Joint Offshore Protection Command
JORN	Jindalee Operational Radar Network
JSOW	joint stand-off weapon
KFOR	United Nations-mandated Kosovo Force
LADS	laser airborne depth sounder
LAV	light armoured vehicle
LAW	light anti-armour weapon
LCH	heavy landing craft
LCM	landing craft mechanical
LeJ	Lashkar-e-Jhangvi
LEP	life extension program
LeT	Lashkar-e-Tayyiba
LHD	landing helicopter dock
LHR	Light Horse Regiment
LIF	lead-in-fighter
LPA	amphibious landing ship
LSH	heavy landing ship
LWT	lightweight torpedo
MALE	medium altitude long endurance
MBT	main battle tank
MCRU	Mobile Control and Reporting Unit
MDG	Millennium Development Goal
Mdm	medium
MECC	Ministerial and Executive Coordination and Communication
MHC	coastal mine hunter
MHR	Member of the House of Representatives
MIF	Maritime Interception Force
MINDEF	Minister for Defence
MINUGUA	United Nations Verification Mission in Guatemala
MINURSO	United Nations Mission for the Referendum in Western Sahara
MMA	multi-mission manned aircraft
MNBTK	Multi-National Base Tarin Kowt
MNF (I-K)	Multinational Forces in Iraq-Kuwait
MOU	Memorandum of Understanding
MP	Military Police
MPAT	multi-purpose anti-tank
MRTT	multi-role tanker transport
MSA	auxiliary mine sweeper
MSC	Military Strategic Commitments

MUAS	multi-mission unmanned aerial system
NATO	North Atlantic Treaty Organisation
NBC	nuclear, biological and chemical
NCO	non-commissioned officer
NCTC	National Counter-Terrorism Committee
NCTP	National Counter-Terrorism Plan
NESB	non-English-speaking background
NORCOM	Northern Command
NORFORCE	North West Mobile Force
NSA	National Security Adviser
NSC	National Security Committee of Cabinet
NSG	Nuclear Suppliers Group
NSW	New South Wales
NT	Northern Territory
NTS	National Terrorist Situation
NWCC	National Welfare Coordination Centre
OBG-W	Overwatch Battle Group (West)
OCU	Operational Conversion Unit
ODA	overseas development assistance
OECD	Organisation for Economic Development and Cooperation
OHS	occupation health and safety
ONA	Office of National Assessments
OPS	operations
OSCDF	Office of the Secretary and Chief of the Defence Force
OTS	Office of Transport Security
PBS	Portfolio Budget Statements
PKK	Kurdistan Workers Party
PM&C	Department of the Prime Minister and Cabinet
PMC	(ASEAN) Post Ministerial Conference
PMG	Peace Monitoring Group (Bougainville)
PMKeyS	Personnel Management Key Solution
PMV	protected mobility vehicle
PNG	Papua New Guinea
PSB	Personnel Support Battalion
PSCC	Protective Security Coordination Centre
PSI	Proliferation Security Initiative
Psych	psychology
PWD	people with a disability
Qld	Queensland
QMI	Queensland Mounted Infantry
RAAF	Royal Australian Air Force
RAMSI	Regional Assistance Mission to the Solomon Islands
RAN	Royal Australian Navy
RAR	Royal Australian Regiment
RCL	recoilless launcher
Recon	reconnaissance
Regt	Regt
ROMAN	Resource and Output Management and Accounting Network
RSU	Radar Surveillance Unit
RTF	Reconstruction Task Force
RTS	Raise Train Sustain

RWG	Rotary Wing Group
SA	South Australia
SAD	Ships Army Department
SAM	surface-to-air missile
SASA	search and survivor assistance
SAS(R)	Special Air Service (Regiment)
SCNS	Secretaries Committee on National Security
SDSS	Standard Defence Supply System
SECDEF	Secretary of the Department of Defence
SES	Senior Executive Service
SFOR	United Nations-mandated Stabilisation Force (Bosnia, Croatia and Kosovo)
Sig	signals
SMart	sensor fused munition
SMK	smoke
SML	survey motor launch
SOCOM	Special Operations Command
SOTG	Special Operations Task Group
SPPKF	South Pacific Peace Keeping Force
SPT	support
SQN/Sqn	squadron
SRAAW	short range anti-armour weapon
SRBOC	super rapid bloom off-board chaff
SRP	Strategic Reform Program
SSG	guided missile submarine
SSM	surface-to-surface missile
STA	Surveillance and Target Acquisition
TAG	Tactical Assault Group
Tas	Tasmania
TE	Task Element
TF	Task Force
TG	Task Group
TISN	Trusted Information Sharing Network
TMG	Truce Monitoring Group (PNG)
Topo Svy	Topographical Survey
TRG	training
TU	Task Unit
UAV	unmanned aerial vehicle
UK	United Kingdom
UN	United Nations
UNAMA	United Nations Assistance Mission in Afghanistan
UNAMET	United Nations Advance Mission in East Timor
UNAMI	United Nations Mission in Iraq
UNAMIC	United Nations Advance Mission in Cambodia
UNAMID	United Nations Mission in Darfur
UNAMIR	United Nations Mission in Rwanda
UNCI	United Nations Commission for Indonesia
UNC-K	United Nations Command – Korea
UNCMAC	United Nations Military Armistice Commission
UNCOK	United Nations Commission on Korea
UNCURK	United Nations Commission for the Unification and Rehabilitation of Korea
UNDOF	United Nations Disengagement Observe Force



UNDP	United Nations Development Program
UNEF II	Second United Nations Emergency Force
UNGOC	United Nations Good Offices Commission in Indonesia
UNIFIL	United Nations Interim Force in Lebanon
UNIIMOG	United Nations Iran–Iraq Military Observer Group
UNIPOM	United Nations India–Pakistan Observer Mission
UNITAF	United Nations Task Force in Somalia
UNMCTT	United Nations Mine Clearance Training Team
UNMEE	United Nations Mission in Ethiopia and Eritrea
UNMIH	United Nations Mission in Haiti
UNMIS	United Nations Mission in Sudan
UNMISSET	United Nations Mission in Support of East Timor
UNMIT	United Nations Integrated Mission in Timor-Leste
UNMOGIP	United Nations Military Observer Group in India and Pakistan
UNMOVIC	United Nations Monitoring, Verification and Inspection Commission for Iraq
UNOC	United Nations Operation in the Congo
UNOMOZ	United Nations Operations in Mozambique
UNOSOM	United Nations Operation in Somalia
UNOTIL	United Nations Office in Timor-Leste
UNPROFOR	United Nations Protection Force
UNSCOM	United Nations Special Commission
UNTAC	United Nations Transitional Authority in Cambodia
UNTAET	United Nations Transitional Authority in East Timor
UNTAG	United Nations Transition Assistance Group
UNTEA	United Nations Temporary Executive Authority
UNTSO	United Nations Truce Supervision Organization
UNYOM	United Nations Observer Mission in Yemen
URD	unit ready days
US(A)	United States (of America)
USGW	underwater-to-surface guided weapon
VCDF	Vice Chief of the Defence Force
Vic	Victoria
VIP	very important person
WA	Western Australia
WG	Wing
WMD	weapons of mass destruction
WP	white phosphorus
WTO	World Trade Organization

# KEY SOURCES

Aerospace Centre 2002, *Fundamentals of Australian Aerospace Power*, Aerospace Centre, Canberra.

Air Power Development Centre 2007, *The Air Power Manual*, Air Power Development Centre, Canberra.

Andrews E 2001, *The Department of Defence: The Australian Centenary History of Defence*, vol v, Oxford University Press, Melbourne.

Attorney-General's Department 2010, *Critical Infrastructure Resilience Strategy*, Attorney-General's Department, Canberra.

Australian Agency for International Development 2006, *Australian Aid: Promoting Growth and Stability: A White Paper on the Australian Government's Overseas Aid Program*, AusAID, Canberra.

*Australian Defence Magazine*, vol 19, no 1, 2010–11.

Beaumont J (ed.) 2001, *Australian Defence: Sources and Statistics: The Australian Centenary History of Defence*, vol vi, Oxford University Press, Melbourne.

Coates J 2001, *An Atlas of Australia's Wars: The Australian Centenary History of Defence*, vol vii, Oxford University Press, Melbourne.

Defence Intelligence Organisation 2009, *Defence Economic Trends in the Asia–Pacific 2009*, Department of Defence, Canberra.

Defence Materiel Organisation and the Capability Development Group 2009, *Defence Capability Plan 2009: Public Version*, Department of Defence, Canberra.

Department of Defence, *Defence Annual Reports*.

Department of Defence, *Defence Portfolio Additional Estimates Statements*.

Department of Defence, *Defence Portfolio Budget Statements*.

Department of Defence 2000, *Defence 2000: Our Future Defence Force* Department of Defence, Canberra.

Department of Defence 2003, *Australia's National Security: A Defence Update 2003*, Department of Defence, Canberra.

Department of Defence 2003, *The Australian Defence Force Capability Fact Book*, Department of Defence, Canberra, 2003.

Department of Defence 2003, *The War in Iraq: ADF Operations in the Middle East in 2003*, Department of Defence, Canberra.

Department of Defence 2004, *Winning in Peace, Winning in War: The Australian Defence Force's Contribution to the Global Security Environment*, Department of Defence, Canberra.

Department of Defence 2005, *Australia's National Security: A Defence Update 2005*, Department of Defence, Canberra.

Department of Defence 2006, *To Defend Australia (Budget 2006–07): A Long Term Plan to Protect Our People, Interests and Values*, Department of Defence, Canberra.

- Department of Defence 2007, *Australia's National Security: A Defence Update 2007*, Department of Defence, Canberra.
- Department of Defence 2009, *Defence Census 2007: Public Report*, Department of Defence, Canberra.
- Department of Defence 2009, *Defending Australia in the Asia Pacific Century: Force 2030*, Department of Defence, Canberra.
- Department of Defence 2009, *The Strategic Reform Program: Delivering Force 2030*, Department of Defence, Canberra.
- Department of Defence 2010, *The Strategy Framework*, Department of Defence, Canberra.
- Department of the Prime Minister and Cabinet 2010, *Securing Australia—Protecting Our Community*, PM&C, Canberra.
- Flood P 2004, *Report of the Inquiry into Australian Intelligence Agencies*, Commonwealth of Australia, Canberra.
- Grey J 2001, *The Australian Army: The Australian Centenary History of Defence*, vol i, Oxford University Press, Melbourne.
- Horner D 2001, *Making the Australian Defence Force: The Australian Centenary History of Defence*, vol iv, Oxford University Press, Melbourne.
- International Institute of Strategic Studies 2011, *The Military Balance 2011*, Routledge, Abingdon.
- Londey P 2004, *Other People's Wars: A History of Australian Peacekeeping*, Allen and Unwin, Sydney.
- Millar T 1966, *Australia's Defence*, Melbourne University Press, Melbourne.
- Mortimer D 2008, *Going to the Next Level: The Report of the Defence Procurement and Sustainment Review*, Department of Defence, Canberra.
- National Counter-Terrorism Committee 2nd edition 2005, *National Counter-Terrorism Plan*, NCTC, Canberra.
- Personnel Policy Branch 1996, *Defence Personnel Picture 1995–96*, Department of Defence, Canberra.
- Resources and Financial Programs Division 2001, *2001–02 Defence Budget Brief*, Department of Defence, Canberra.
- Schindlmayr T 2001, *Defence Personnel Environment Scan 2020*, Department of Defence, Canberra.
- Sea Power Centre—Australia 2005, *Database of Royal Australian Navy Operations, 1990–2005*, Sea Power Centre—Australia, Canberra.
- Shephard A 1999, *Trends in Australian Defence: A Resources Survey*, Australian Defence Studies Centre, Canberra.
- Sea Power Centre—Australia 2006, *Australia's Navy Today*, Sea Power Centre—Australia, Canberra.
- Sea Power Centre—Australia 2nd edition 2010, *Australian Maritime Doctrine 1–2010*, Sea Power Centre—Australia, Canberra.
- Stephens A 2001, *The Royal Australian Air Force: The Australian Centenary History of Defence*, vol ii, Oxford University Press, Melbourne.
- Stevens D (ed.) 2001, *The Royal Australian Navy: The Australian Centenary History of Defence*, vol iii, Oxford University Press, Melbourne.
- Stockholm International Peace Research Institute 2010, *SIPRI Yearbook 2010: Armaments, Disarmament and International Security*, Oxford University Press, Oxford.
- Thomson M 2011, *The Cost of Defence: ASPI Defence Budget Brief 2011–12*, Australian Strategic Policy Institute, Canberra.

## **Selected websites**

### ***Australian Government***

Attorney-General's Department: [www.ag.gov.au](http://www.ag.gov.au)  
AusAID: [www.ausaid.gov.au](http://www.ausaid.gov.au)  
Australian Army: [www.army.gov.au](http://www.army.gov.au)  
Australian Bureau of Statistics: [www.abs.gov.au](http://www.abs.gov.au)  
Australian Constitution: [www.aph.gov.au/senate/general/constitution](http://www.aph.gov.au/senate/general/constitution)  
Australian Federal Police: [www.afp.gov.au](http://www.afp.gov.au)  
Australian Secret Intelligence Service: [www.asis.gov.au](http://www.asis.gov.au)  
Australian Security and Intelligence Organisation: [www.asio.gov.au](http://www.asio.gov.au)  
Australian Treaties Library: [www.austlii.edu.au/au/other/dfat](http://www.austlii.edu.au/au/other/dfat)  
Australian War Memorial: [www.awm.gov.au](http://www.awm.gov.au)  
Defence Ministers and Parliamentary Secretary: [www.minister.defence.gov.au](http://www.minister.defence.gov.au)  
Defence Materiel Organisation: [www.minister.defence.gov.au](http://www.minister.defence.gov.au)  
Department of Defence: [www.defence.gov.au](http://www.defence.gov.au)  
Department of Foreign Affairs and Trade: [www.dfat.gov.au](http://www.dfat.gov.au)  
Department of the Prime Minister and Cabinet: [www.pmc.gov.au](http://www.pmc.gov.au)  
Department of Veteran's Affairs: [www.dva.gov.au](http://www.dva.gov.au)  
Geoscience Australia: [www.ga.gov.au](http://www.ga.gov.au)  
National Security Homepage: [www.nationalsecurity.gov.au](http://www.nationalsecurity.gov.au)  
Office of National Assessments: [www.ona.gov.au](http://www.ona.gov.au)  
Parliament of Australia: [www.aph.gov.au](http://www.aph.gov.au)  
Prime Minister of Australia: [www.pm.gov.au](http://www.pm.gov.au)  
Royal Australian Air Force: [www.airforce.gov.au](http://www.airforce.gov.au)  
Royal Australian Navy: [www.navy.gov.au](http://www.navy.gov.au)

### ***Other recommended websites***

Australian Strategic Policy Institute (ASPI): [www.aspi.org.au](http://www.aspi.org.au)  
CIA *World Factbook*: [www.cia.gov/library/publications/the-world-factbook/index.html](http://www.cia.gov/library/publications/the-world-factbook/index.html)  
Federation of American Scientists: [www.fas.org](http://www.fas.org)  
Global Security: [www.globalsecurity.org](http://www.globalsecurity.org)  
NATO: [www.nato.int](http://www.nato.int)  
New Zealand Ministry of Defence (Manatū Kaupapa Waonga ): [www.defence.govt.nz](http://www.defence.govt.nz)  
UK Ministry of Defence: [www.mod.uk](http://www.mod.uk)  
United Nations: [www.un.org](http://www.un.org)  
US Department of Defense: [www.defense.gov](http://www.defense.gov)

# ABOUT ASPI

The Australian Strategic Policy Institute (ASPI) is an independent, non-partisan policy institute. It has been set up by the government to provide fresh ideas on Australia's defence and strategic policy choices. ASPI is charged with the task of informing the public on strategic and defence issues, generating new ideas for government, and fostering strategic expertise in Australia. It aims to help Australians understand the critical strategic choices which our country will face over the coming years, and will help government make better-informed decisions.

For more information, visit ASPI's web site at [www.aspi.org.au](http://www.aspi.org.au).

## ASPI's Research Program

Each year ASPI will publish a number of policy reports on key issues facing Australian strategic and defence decision makers. These reports will draw on work by external contributors.

**Strategy:** ASPI publishes longer studies on issues of critical importance to Australia and our region.

**Strategic Insights:** A series of shorter studies on topical subjects that arise in public debate.

**Special Reports:** Generally written by ASPI experts, SPECIAL REPORTS are intended to deepen understanding on critical questions facing key strategic decision-makers and, where appropriate, provide policy recommendations. In some instances, material of a more technical nature may appear in this series.

**Specialist Publications:** ASPI also produces valuable reference tools, such as *The Cost of Defence* and *The Australian Defence Almanac*.

**Strategic Policy Forums** are online roundtable discussions undertaken when a subject of critical importance requires debate. They bring together a range of experts to discuss the main policy alternatives, the results of which provide policy makers and the broader public with accurate and authoritative information about crucial strategic policy choices.

**Policy Analysis:** Generally written by ASPI experts, POLICY ANALYSIS is provided online to give readers timely, insightful opinion pieces on current strategic issues, with clear policy recommendations when appropriate.

**Commissioned Work:** ASPI will undertake commissioned research for clients including the Australian Government, state governments, foreign governments and industry.

## ASPI's Programs

There are four ASPI programs. They will produce publications and hold events including lectures, conferences and seminars around Australia, as well as dialogues on strategic issues with key regional countries. The programs are as follows.

**Strategy and International Program:** This program covers ASPI's work on Australia's international security environment, the development of our higher strategic policy, our approach to new security challenges, and the management of our international defence relationships.

**Operations and Capability Program:** This program covers ASPI's work on the operational needs of the Australian Defence Force, the development of our defence capabilities, and the impact of new technology on our armed forces.

**Budget and Management Program:** This program covers the full range of questions concerning the delivery of capability, from financial issues and personnel management to acquisition and contracting out—issues that are central to the government's policy responsibilities.

**National Security Program:** This program covers ASPI's work on Australia's national security priorities, emerging issues, related strategies, and the development of national security arrangements.

### **ASPI Council Members**

ASPI is governed by a Council of 8 members representing experience, expertise and excellence across a range of professions including business, academia, and the Defence Force. The Council includes nominees of the Prime Minister and the Leader of the Opposition.

#### **Chairman**

Mr Stephen Loosley

#### **Members**

Major General Peter Abigail AO (Retd)

Air Vice-Marshal John Blackburn AO (Retd)

Dr Allan Hawke AC

Professor Alison Jones

The Hon Robert Ray

Senator Russell Trood

Professor Samina Yasmeen



