


WAC™

W E S T E R N
A T H L E T I C
C O N F E R E N C E



2010-11 WOMEN'S BASKETBALL MEDIA GUIDE

BOISE STATE • FRESNO STATE • HAWAII • IDAHO • LOUISIANA TECH • NEVADA • NEW MEXICO STATE • SAN JOSE STATE • UTAH STATE

2010-11 WAC WOMEN'S BASKETBALL DIRECTORY

BOISE STATE

Mailing Address

Sports Information
1910 University Drive
Boise, ID 83725-1020



Gene Bleymaier, Athletics Director (208) 426-1826
Christina Van Tol, Associate AD/SWA (208) 426-1655
Gordy Presnell, Head Coach (208) 426-1952
Press Row (208) 426-1503
Doug Link, SID [Cell: (208) 861-2796] (208) 426-1027
FAX (208) 426-3361
E-Mail Address dlink@boisestate.edu
Web site www.broncosports.com

FRESNO STATE

Mailing Address

Athletic Media Relations
5048 N. Jackson Ave - LS 135
Fresno, CA 93740



Thomas Boeh, Athletics Director (559) 244-5641
Betsy Mosher, Associate AD/SWA (559) 278-5716
Adrian Wiggins, Head Coach (559) 278-2236
Press Row (559) 347-3699
Jenny Starks, SID [Cell: (559) 389-1901] (559) 278-2509
FAX (559) 278-2689
E-Mail Address jstarks@csufresno.edu
Web site www.gobulldogs.com

HAWAII

Mailing Address

Media Relations
1337 Lower Campus Road
Honolulu, HI 96822-2312



Jim Donovan, Athletics Director (808) 956-7301
Marilyn Moniz-Kaho'ohanohano, Associate AD/SWA (808) 956-4499
Dana Takahara-Dias, Head Coach (808) 956-8185
Press Row (808) 956-9408
Kara Nishimura, SID [Cell: (808) 497-0638] (808) 956-5087
FAX (808) 956-4470
E-Mail Address karakn@hawaii.edu
Web site www.hawaiiathletics.com

IDAHO

Mailing Address

Media Relations
Kibbie Activity Center, Room 235W
Moscow, ID 83844-2302



Rob Spear, Athletics Director (208) 885-0200
Maureen Taylor, SWA (208) 885-0219
Jon Newlee, Head Coach (208) 885-0227
Press Row (208) 885-0211
Nick Heidelberger, SID [Cell: (208) 596-1198] (208) 885-0211
FAX (208) 885-0255
E-Mail Address nheidelberger@uidaho.edu
Web site www.govandals.com

LOUISIANA TECH

Mailing Address

Athletic Media Relations
Thomas Assembly Center, Room 161
Ruston, LA 71270



Bruce Van De Velde, Athletics Director (318) 257-4547
Mary Kay Hungate, Associate AD/SWA (318) 257-4111
Teresa Weatherspoon, Head Coach (318) 257-5511
Press Row (318) 257-3144
Malcolm Butler, SID [Cell: (318) 614-4513] (318) 257-3145
FAX (318) 257-3757
E-Mail Address mbutler@latech.edu
Web site www.latechsports.com

NEVADA

Mailing Address

Athletics Media Services
Legacy Hall, Mail Stop 232
Reno, NV 89557-0110



Cary Groth, Athletics Director (775) 682-6970
Rhonda Lundin, Associate AD/SWA (775) 682-6981
Jane Albright, Head Coach (775) 682-6923
Press Row (775) 784-4404
Aaron DeWall, Interim SID [Cell: (775) 544-9949] (775) 682-6983
FAX (775) 784-4386
E-Mail Address adewall@unr.edu
Web site www.nevadawolfpack.com

NEW MEXICO STATE

Mailing Address

Athletic Media Relations
MSC 3145, P.O. Box 30001
Las Cruces, NM 88003-8001



McKinley Boston, Athletics Director (575) 646-8225
Maria Roth, Associate AD/SWA (575) 646-4048
Darin Spence, Head Coach (575) 646-1923
Press Row (575) 646-3400
Jeremy Strachan, SID [Cell: (517) 749-3088] (575) 646-3269
FAX (575) 646-2009
E-Mail Address jls@nmsu.edu
Web site www.nmstatesports.com

SAN JOSE STATE

Mailing Address

Media Services
One Washington Square
San Jose, CA 95192



Tom Bowen, Athletics Director (408) 924-1200
Liz Jarnigan, Associate AD/SWA (408) 924-1720
Pam DeCosta, Head Coach (408) 924-1241
Press Row (408) 924-6470
Brian Morandi, SID [Cell: (970) 215-8003] (408) 924-1211
FAX (408) 924-1291
E-Mail Address brian.morandi@sjsu.edu
Web site www.sjsuspartans.com

UTAH STATE

Mailing Address

Athletic Media Relations
7400 Old Main Hill
Logan, UT 84322



Scott Barnes, Athletics Director (435) 797-2060
Jana Doggett, Senior Associate AD (435) 797-3907
Raegen Pebley, Head Coach (435) 797-8156
Press Row (435) 797-3443
Jackie Banda, SID [Cell: (661) 713-4424] (435) 797-1361
FAX (435) 797-2615
E-Mail Address jackie.banda@aggiemail.usu.edu
Web site www.utahstateaggies.com

WESTERN ATHLETIC CONFERENCE

Mailing Address

9250 E. Costilla Ave.
Suite 300
Englewood, CO 80112



Karl Benson, Commissioner (303) 799-9221
Connie Hurlbut, Senior Associate Commissioner/SWA (303) 962-4205
Hope Shuler, Director, Media Relations (303) 962-4213
Shuler's Cell Phone (303) 999-6380
FAX (303) 799-3888
E-Mail Address hshuler@wac.org
Web site www.wacsports.com

BOISE STATE • FRESNO STATE • HAWAII • IDAHO • LOUISIANA TECH • NEVADA • NEW MEXICO STATE • SAN JOSE STATE • UTAH STATE

2010-11 WAC WOMEN'S BASKETBALL

WAC WEB SITE

WAC standings, statistics, championships information, school links and more are available on the Internet at: www.wacsports.com

MEDIA CENTER

The WAC's Web site (wacsports.com) includes a link on the home page to the Media Center. From there, links to media guides, notes, teleconferences, logos, images and other information can be found.



Western Athletic Conference

9250 E. Costilla Ave., Suite 300
Englewood, CO 80112-3662

Phone: (303) 799-9221 **FAX:** (303) 799-3888

WAC STAFF DIRECTORY

Karl Benson, Commissioner	(303) 792-3199	kbenson@wac.org
Jeff Hurd, Senior Associate Commissioner	(303) 962-4216	jhurd@wac.org
Connie Hurlbut, Senior Associate Commissioner/SWA.....	(303) 962-4205	churlbut@wac.org
David Chaffin, Assoc. Commissioner/Communications & Tech.....	(303) 962-4212	dchaffin@wac.org
Matt Burgemeister, Asst. Commissioner/Compliance	(303) 962-4211	mburgemeister@wac.org
Mollie Lehman, Asst. Commissioner/Business & Operations	(303) 962-4215	mlehman@wac.org
Brad Jones, Director of Championships.....	(303) 962-4214	bjones@wac.org
Vicky Eggleston, Director of Graphic Design & Publications.....	(303) 962-4207	veggleston@wac.org
Megan Allen, Director of Marketing	(303) 962-4204	mallen@wac.org
Jason Erickson, Director of Media Relations	(303) 962-4206	jerickson@wac.org
Hope Shuler, Director of Media Relations	(303) 962-4213	hshuler@wac.org
Kathy Schild, Senior Executive Assistant.....	(303) 962-4208	kschild@wac.org
Ben Butler, Intern/Compliance	(303) 962-4203	bbutler@wac.org
Andrew Woerpel, Intern/Media Relations.....	(303) 962-4219	awoerpel@wac.org

SUPERVISORS OF OFFICIALS

Jim Blackwood, Football.....	(972) 203-6019.....	jim.blackwood@sbcglobal.net
Alan Suzuki, Volleyball.....	(303) 741-3565.....	asuzuki@wac.org
Dan Keohane, Women's Soccer	(650) 343-4947.....	dkeohane@aol.com
Bobby Dibler, Men's Basketball.....	(915) 598-6286.....	diblerb@sbcglobal.net
Kaye Garms, Women's Basketball.....	(303) 238-4630.....	kgarms@wac.org
Dan Pedersen, Baseball.....	(619) 368-8228.....	dpedersen@wac.org
Dave Neidlinger, Softball.....	(303) 755-1192.....	topofficial@comcast.net

TABLE OF CONTENTS

WAC

School Directory	IBC
WAC Staff Directory	1
Play Up	2
WAC Member Profiles	3-6
WAC History.....	8-9
WAC Timeline	10-11
WAC Commissioner	12
WAC Staff.....	12-13
WAC SAAC.....	14
WAC Championships Calendar.....	15
Team Sport Summary.....	15
WAC Women's Basketball Notebook	16-18
2011 NCAA Tournament Bracket	19

THE SCHOOLS

Boise State.....	20-23
Fresno State.....	24-27
Hawai'i.....	28-31
Idaho.....	32-35
Louisiana Tech	36-39
Nevada	40-43
New Mexico State.....	44-47
San Jose State.....	48-51
Utah State.....	52-55

RECORDS & HISTORY

2009-10 Statistics	56-61
Team Records.....	62-63
Individual Records	64
Single-Season Top 10.....	65-67
Career Records	68-69
Yearly Team Leaders	70-73
Yearly Individual Leaders.....	74-77
Intraconference Records.....	78
All-Time Standings.....	79-81
Non-Conference Records	81
Composite Standings.....	81
Attendance Records.....	82
WAC Honors	83
All-WAC Teams.....	84-85
Academic All-WAC.....	86-87
Players of the Week.....	88-89
NCAA Tournament History.....	90
WNIT History	91
WAC Tournament.....	92-97
WAC in the WNBA.....	98
2010-11 Composite Schedule.....	99-100

CREDITS

The 2010-11 WAC women's basketball media guide is compiled and published by the WAC office with the assistance and cooperation of the conference's sports information directors and their staffs.

Editor

Hope Shuler

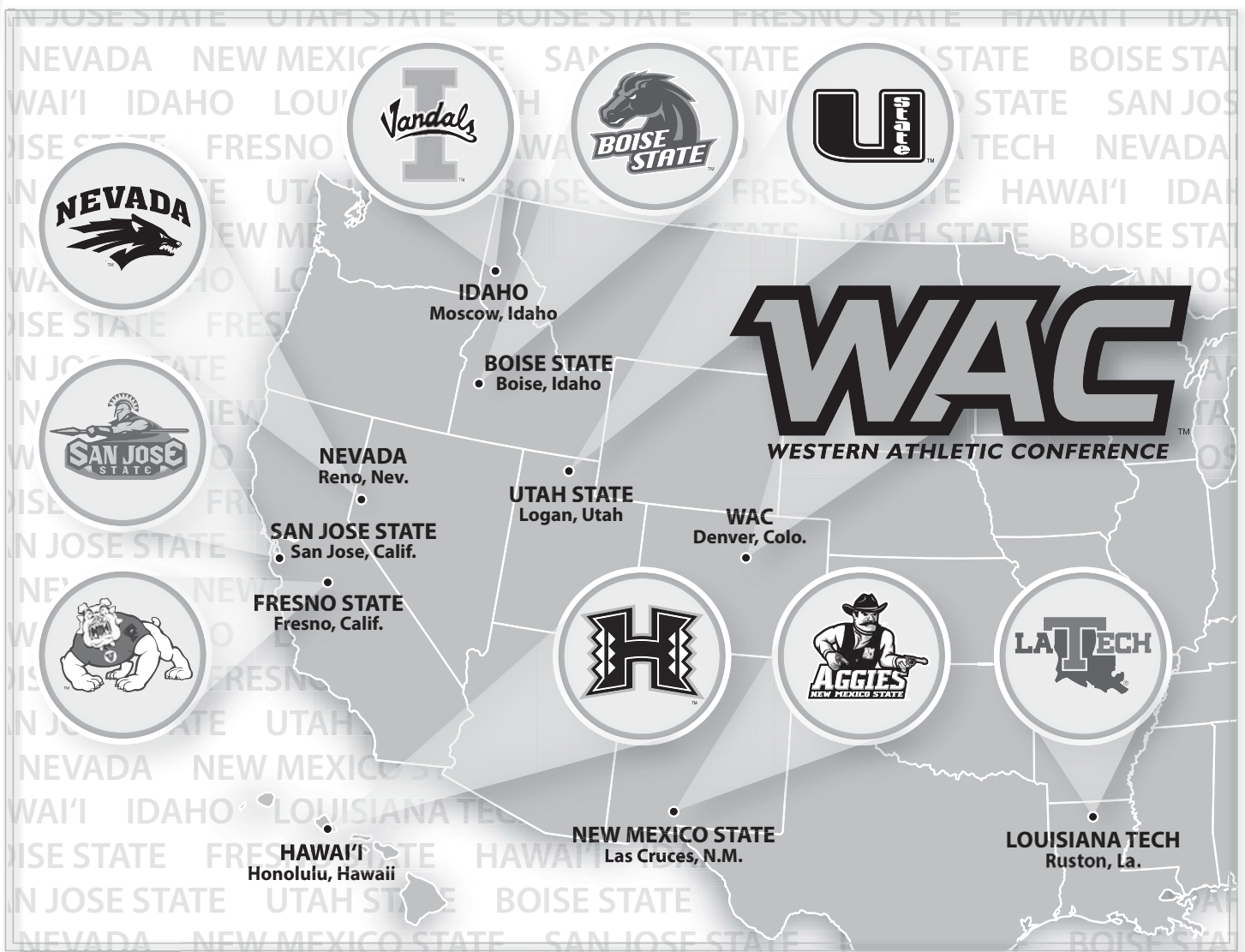
Layout and Design

Vicky Eggleston

Printing

Cottrell Printing-Centennial, Colo.

WAC PLAY UP



- BOISE STATE**
- FRESNO STATE**
- HAWAI'I**
- IDAHO**
- LOUISIANA TECH**
- NEVADA**
- NEW MEXICO STATE**
- SAN JOSE STATE**
- UTAH STATE**

WAC SCHOOLS COMMIT TO IMPROVEMENT

The nine members of the Western Athletic Conference are committed to growing their athletic programs from good to great and from great to exemplary. In no time since the WAC's founding in 1962, has the membership been so supportive of a league direction or idea.

On each campus, WAC schools are making great strides to improve both athletically and academically. Whether that means better facilities, better academic support, or more financial and personnel resources, all WAC schools are making new commitments to their athletic departments. What this means for prospective and current student-athletes is a concerted effort to make their college athletic experience more rewarding and fulfilling.

Play Up is not a slogan. It is a reminder and a promise to do the little things to get better each day. Whether that is working towards a personal goal, a team goal, or an institutional goal, Play Up is a league-wide commitment to get better. For some schools, the starting point of this improvement is higher than for other schools. Regardless of the starting point, each school is improving both academically and athletically.

As for the WAC staff, it is committed to cultivating success among its members, while also increasing exposure and revenue. Concurrently, it is also upgrading the college athletic experience for all of its student-athletes.



BOISE STATE

Location: Boise, Idaho

Nickname: Broncos

Joined WAC: 2001

ACADEMIC: As a metropolitan research university, Boise State is the largest school in Idaho with close to 19,000 students. The university offers 165 fields of study in the colleges of Arts and Sciences, Business and Economics, Education, Engineering, Graduate Studies, Health Sciences, and Social Sciences and Public Affairs. A Boise State educator has been named as the Idaho Professor of the Year 11 times since 1990 by the Carnegie Foundation.

ATHLETIC: It Starts With Me. Four words that will resonate through Boise State athletics during the 2010-11 athletic season. The campaign is centered around sportsmanship, and Boise State striving to be a national leader in that area. As one of the core values of Bronco athletics, sportsmanship represents not only the right way, but the only way as it relates to treatment of opposing players, coaches, fans and representatives of competing institutions. It Starts With Me is intended to create a common thread that extends throughout Bronco Nation to donors, season ticket holders, students and general fans, so that every single person knows their importance in making sure a positive sportsmanship level is met and Boise State is looked upon as the industry standard for sportsmanship in the eyes of visiting teams and fans.

MEN'S SPORTS: Basketball, Cross Country, Football, Golf, Tennis, Indoor/Outdoor Track & Field, Wrestling

WOMEN'S SPORTS: Basketball, Cross Country, Golf, Gymnastics, Soccer, Softball, Swimming & Diving, Tennis, Indoor/Outdoor Track & Field, Volleyball



FRESNO STATE

Location: Fresno, Calif.

Nickname: Bulldogs

Joined WAC: 1992


ACADEMIC: Fresno State has gained positive regional, national and international attention for its commitment to growth and progress as it transforms itself into one of the nation's premier regional public universities. The most visible evidence on campus of Fresno State's dynamic change is the renovation of the Henry Madden Library, already the academic cornerstone of the campus and the largest academic library between Sacramento and Los Angeles. Improvements will greatly expand the library's ability to serve students, scholars and the general public and make room for more special collections.

ATHLETIC: Fresno State won back-to-back WAC Commissioner's Cups in 2007-08 and 2008-09 and had an excellent year of competition in 2009-10 as the women's basketball, baseball and men's tennis team's won conference championships. The women's basketball team won their third straight WAC title and advanced to the NCAA Tournament for the third consecutive year. The Bulldog football team reached a bowl game for the 10th time in the last 11 years and made its second straight appearance in the New Mexico Bowl. Among the outstanding accomplishments of its student-athletes and coaches, football player Moses Harris was one of 16 finalists for the Campbell Award, also called the Academic Heisman Trophy. Women's basketball coach Adrian Wiggins earned his second WAC Coach of the Year honor in the last three years and was a finalist for the WBCA National Coach of the Year. Bulldog hoops women's player Jaleesa Ross earned honorable mention All-America honors. Women's golfer Hali Coppin won the WAC Individual title.

MEN'S SPORTS: Baseball, Basketball, Cross Country, Football, Golf, Tennis, Indoor/Outdoor Track & Field

WOMEN'S SPORTS: Basketball, Cross Country, Equestrian, Golf, Lacrosse, Soccer, Swimming & Diving, Tennis, Indoor/Outdoor Track & Field, Volleyball





HAWAI'I

Location: Honolulu, Hawaii
Nickname: Warriors/Rainbows/Wahine
Joined WAC: 1979

ACADEMIC: University of Hawai'i at Mānoa programs at the Shidler College of Business, John A. Burns School of Medicine and College of Education were recognized for excellence in U.S. News and World Report's "America's Best Graduate Schools 2011." The William S. Richardson School of Law and John A. Burns School of Medicine are among the nation's leaders in diversity of faculty and students – mirroring Hawai'i's population and allowing for a more enriched learning environment. In addition, UH Mānoa ranks in the top two percent of all colleges and universities in North America in research funding.

ATHLETIC: UH Athletics completed the 2009-10 season with WAC Championships in four sports – women's volleyball, men's tennis, softball, and baseball. In addition, seven teams participated in their respective NCAA Tournaments, including the women's volleyball team, which was a national semifinalist, and the softball team, which competed in the Women's College World Series. UH also boasted two WAC Players of the Year, two WAC Freshmen of the Year, two WAC Coaches of the Year and one national Coach of the Year. A total of 93 student-athletes earned their diplomas during the winter and spring commencements and 180 student-athletes were honored as UH Scholar-Athletes. UH was also one of four WAC schools in which all of their teams posted scores above the NCAA's 925 multiyear benchmark.

MEN'S SPORTS: Baseball, Basketball, Football, Golf, Swimming & Diving, Tennis, Volleyball

WOMEN'S SPORTS: Basketball, Cross Country, Golf, Sailing, Soccer, Softball, Swimming & Diving, Tennis, Indoor/Outdoor Track & Field, Volleyball, Water Polo



IDAHO

Location: Moscow, Idaho
Nickname: Vandals
Joined WAC: 2005

ACADEMIC: The University of Idaho is one of the leading public universities in the Northwest and has become known for its academic excellence, exceptional student living and learning environment, outstanding creative and research opportunities, and proven track record of high-achieving graduates. Idaho ranks second among regional peers for enrolling new National Merit Scholars. Fall 2009 enrollment included 21 new National Merit Finalist Scholars – the top one percent of the nation's high school graduates – in the freshman class. More than 2,800 Idaho students enrolled in 76 service-learning courses in 160 communities across the Northwest and provided more than 105,000 hours of service during the 2009-10 academic year. That led to Idaho being named to the President's Higher Education Community Service Honor Roll for exemplary service efforts for the fourth year in a row.

ATHLETIC: Renovations continue at the Kibbie Dome in 2010-11 with the replacement of the East End wall and construction of suites, a club room and a new press box, which will be located on the north side of the Dome. 2009-10 was a banner year for the Vandals. The Vandals had their most successful football season since 1998 – a year they capped with a thrilling victory at the Roddy's Humanitarian Bowl in what was considered by many to be the best game of the bowl season. Offensive guard Mike Lupati was the 17th selection of the NFL draft to become Idaho's second first-round draft choice as well as an Outland Trophy finalist and a consensus All-American. Sophomore Kayla Mortellaro turned in the best year by an Idaho golfer with three tournament victories and her selection as the WAC Golfer of the Year. Track and field sent a record contingent of seven individuals to the NCAA meet. Runner Allix Lee-Painter won a rare distance triple at the WAC Championship Meet with victories in the 5,000 meters, 10,000 meters and 3,000-meter steeplechase en route to the WAC Track Athlete of the Year honor.

MEN'S SPORTS: Basketball, Cross Country, Football, Golf, Tennis, Indoor/Outdoor Track & Field

WOMEN'S SPORTS: Basketball, Cross Country, Golf, Soccer, Swimming & Diving, Tennis, Indoor/Outdoor Track & Field, Volleyball



LOUISIANA TECH

Location: Ruston, La.

Nickname: Bulldogs/Lady Techsters

Joined WAC: 2001

ACADEMIC: Louisiana Tech continues to separate itself as one of the top academic institutions in the South as a four-year selective admissions research university awarding bachelor's, master's and doctoral degrees. The university was elevated by US News & World Report to a Tier 3 institution, placing it among the elite of public schools nationally and making it one of only two Tier 3 schools in the state of Louisiana. In addition to boasting higher graduation rates than the other FBS public schools in the state, Tech received Louisiana's highest ranking among public colleges and universities in the latest national rankings released by the Washington Monthly, an influential and highly-respected national magazine.

ATHLETIC: Louisiana Tech enters an unprecedented era of change as illustrated by more than \$50 million in facility improvements that have either been finalized within the last two years or are currently underway. Included in these facility improvements are new tennis courts, a new track, a new bowling alley, new stadium seats, a new high definition video display scoreboard at Joe Aillet Stadium, new student apartments and a new Olympic-sized swimming pool. The Bulldog football team will enter 2010 under the direction of first-year head coach Sonny Dykes, who was the mastermind behind high-octane offenses at Texas Tech and Arizona during his career. Last year, the Lady Techster track and field team won their sixth straight WAC outdoor title and their fifth indoor title in the last six years. The Lady Techster basketball team won the 2010 WAC Tournament title and advanced to the program's 26th NCAA Tournament. The Bulldog basketball team competed in postseason play, making it to the second round of the CollegeInsider.com Tournament.

MEN'S SPORTS: Baseball, Basketball, Cross Country, Football, Golf, Indoor/Outdoor Track & Field

WOMEN'S SPORTS: Basketball, Bowling, Cross Country, Soccer, Softball, Tennis, Indoor/Outdoor Track & Field, Volleyball



NEVADA

Location: Reno, Nev.

Nickname: Wolf Pack

Joined WAC: 2000

ACADEMIC: Founded in 1874 as Nevada's land-grant university, the University of Nevada features more than 145 degree programs and is home to the state's School of Medicine. The university experience at Nevada has been transformed in recent years with the opening of the 167,000-square foot Joe Crowley Student Union in 2007 and the 295,000-square foot Mathewson-IGT Knowledge Center, one of the country's exemplar library facilities in the digital age, in 2008. Construction continues on the Center for Molecular Medicine and the Davidson Mathematics and Science Center, both opening in 2010.

ATHLETIC: The Wolf Pack is in the midst of one of the most successful eras in school history. Nevada has won 19 WAC regular-season and tournament championships in its nine years as a member of the league. Graduation rates continue to climb as 83 student-athletes graduated during the 2009-10 academic year. The athletics department recently opened the Marguerite Wattis Petersen Foundation Academic Center, the final project in the E.L. Cord Foundation Academic and Athletics Performance Complex, a 46,000-square foot facility designed to provide Wolf Pack student-athletes with top-notch resources in all support areas.

MEN'S SPORTS: Baseball, Basketball, Football, Golf, Tennis

WOMEN'S SPORTS: Basketball, Cross Country, Golf, Soccer, Softball, Swimming & Diving, Tennis, Indoor/Outdoor Track & Field, Volleyball



NEW MEXICO STATE

Location: Las Cruces, N.M.

Nickname: Aggies

Joined WAC: 2005

ACADEMIC: For the 10th consecutive semester, all 17 men's and women's teams semester and cumulative grade point averages combined are at or above a 3.00. For the 10th consecutive semester, Scholar Student-Athlete representation (3.0 semester and or cumulative grade point average or higher) was higher than 50 percent of the student-athlete population. Last spring, 44 student-athletes posted a perfect 4.0 semester GPA. What's more, 33 fall and 35 winter student-athletes received Academic all-WAC awards and 86 percent of student-athletes graduate from NM State after exhausting their eligibility.

ATHLETIC: The women's cross country team won the 2009 WAC Cross Country Championships for their first ever conference title. The NM State women's volleyball team finished second in the league in the regular season standings, advancing to the WAC Volleyball tournament final. The Aggie men's golf team won its fourth WAC Championship in five years in 2009-10. The NM State swimming and diving team placed second at the WAC Championships, the highest finish ever at a conference meet. The NM State men's basketball team won the WAC Tournament, earning a berth into the NCAA Tournament. The NM State women's basketball team participated in the WNIT, its first postseason tournament since joining the WAC in 2005.

MEN'S SPORTS: Basketball, Cross Country, Football, Golf, Tennis, Indoor/Outdoor Track & Field, Wrestling

WOMEN'S SPORTS: Basketball, Cross Country, Equestrian, Golf, Soccer, Softball, Swimming & Diving, Tennis, Indoor/Outdoor Track & Field, Volleyball



SAN JOSE STATE

Location: San Jose, Calif.

Nickname: Spartans

Joined WAC: 1996

ACADEMIC: The oldest and one of the largest universities in the 23-campus California State University (CSU) system, SJSU attracts students from throughout California, the United States and 100 countries. For the past seven years, San Jose State has been ranked among the top ten masters-level public universities in the West according to U.S. News & World Report. San Jose State provides more engineering, science and business graduates to Silicon Valley companies than any other college or university in the United States. More than 200 SJSU graduates have founded, co-founded, served or serve as senior executives or officers of public and private companies reporting annual sales between \$40 million and \$26 billion.

ATHLETIC: San Jose State University has won more NCAA team championships and Spartan student-athletes have captured more NCAA individual titles than any current Western Athletic Conference member. Football's 2006 New Mexico Bowl win; WAC Championships in baseball, women's soccer and women's golf; the women's gymnastics team competing in three of the last five NCAA Regional Championships and the women's water polo team consistently ranking among the nation's top-10 programs are among the program's recent competitive highlights. Increasingly more student-athletes are earning academic all-WAC recognition than ever before. Among WAC members, San Jose State has received the most NCAA Public Recognition Awards for superior Academic Progress Rate (APR) multi-year scores. Numerous former San Jose State student-athletes are listed on professional sports teams' rosters. Current top professionals include San Francisco 49ers kicker Joe Nedney; Los Angeles Angels infielder Kevin Frandsen; and golfers Juli Inkster, Pat Hurst and Arron Oberholser.

MEN'S SPORTS: Baseball, Basketball, Cross Country, Football, Golf, Soccer

WOMEN'S SPORTS: Basketball, Cross Country, Golf, Gymnastics, Soccer, Softball, Swimming & Diving, Tennis, Volleyball, Water Polo



UTAH STATE

Location: Logan, Utah

Nickname: Aggies


Joined WAC: 2005

ACADEMIC: Since its founding in 1888, Utah State University has evolved from a small, agricultural college to one that is nationally and internationally recognized for its intellectual and technological leadership in land, water, space and life enhancement. As Utah's land-grant and space-grant institution, the university is led by President Stan L. Albrecht and has more than 850 faculty who provide education for more than 25,000 undergraduate and graduate students, including 10,000 in its distance education sites located throughout the state of Utah. With eight colleges, including the new Caine College of the Arts, the university offers more than 170 majors and 130 research-related classes. Utah State is also known for its strength in academics. It counts 11 Goldwater Scholars and a Rhodes Scholar among its graduates in the past 10 years. As a top-50 research institution, USU professors bring in millions of dollars of research funding each year. The Emma Eccles Jones College of Education has ranked in the top two percent of prestigious graduate schools of education in the U.S. for the past decade (U.S. News and World Report, America's Best Graduate Schools, 2010 edition). Logan is ranked as the No. 1 Easiest Place to Find a Job by The Business Insider and is the fifth-safest U.S. Metropolitan Area (City Crime Rankings: Crime in Metropolitan America, 16th edition, Nov. 2009). It's also ranked as the 13th-best college town (AIER College Destination Index 2009-10, 75 Best College Towns).

ATHLETIC: Utah State University won WAC Championships in men's cross country, women's soccer, men's basketball, and men's indoor and outdoor track and field during the 2009-10 academic year. USU also finished second in the WAC in women's cross country, women's soccer, and women's indoor track and field, while gymnastics placed third, and women's outdoor track and field was fourth. Utah State also had plenty of success in the classroom, as its student-athletes traditionally rank among the best in the WAC with an 85 percent graduation success rate and a cumulative 3.07 grade-point average.

MEN'S SPORTS: Basketball, Cross Country, Football, Golf, Tennis, Indoor/Outdoor Track & Field

WOMEN'S SPORTS: Basketball, Cross Country, Gymnastics, Soccer, Softball, Tennis, Indoor/Outdoor Track & Field, Volleyball

A grayscale photograph of several hands stacked on top of each other, with fingers pointing upwards, symbolizing teamwork and reaching for greatness.

Those who are great don't have an offseason.

Greatness is achieved through hours in the weight room and on the court.

Greatness is never settling for the status quo and going beyond what is expected of you.

Greatness is the new standard of excellence we have set for our schools, for our student-athletes, and for ourselves.

Be Great. Play Up.

WESTERN ATHLETIC CONFERENCE BASKETBALL
BOISE STATE • FRESNO STATE • HAWAII • IDAHO • LOUISIANA TECH
NEVADA • NEW MEXICO STATE • SAN JOSE STATE • UTAH STATE



WAC HISTORY

SINCE 1962

In its nearly 50 years of existence, the Western Athletic Conference continues to evolve and feature some of the nation's best intercollegiate competition. One thing that remains unchanged is the persistent nature of the schools in the WAC to advance their programs to contend at the top levels of the NCAA.

The WAC provides its student-athletes the chance to travel to scenic destinations and gain exposure in some of the nation's most diverse markets. In addition, the WAC's student-athletes work to achieve the highest levels of success with the academic support of their respective institutions.

CONTINUED SUCCESS

The WAC has experienced tremendous success over the past decade. The WAC has sent a total of 31 teams to bowl games since 2001, including more than half of its teams in 2008 with a record-tying five teams. Boise State has won 102 football games since joining the conference, the most in the nation during that time span (2001-09). The conference has sent teams to BCS bowl games in three of the last four seasons as Boise State made a repeat appearance with a victory in the Tostitos Fiesta Bowl this past year following Hawai'i's 2008 Sugar Bowl and Boise State's unforgettable victory in the 2007 Fiesta Bowl. In men's basketball, the WAC has sent at least two teams to the NCAA Tournament in 24 of the past 27 seasons. Every current school in the WAC has competed in the NCAA Tournament since 1990. In baseball, the WAC has boasted two national champions since 2003 including Fresno State's College World Series victory in 2008. In women's sports, Fresno State softball has competed in every NCAA Tournament ever held while Louisiana Tech basketball has played in all but three. In 2009, Hawai'i made its fourth trip to the NCAA Volleyball Final Four since 2000, while its softball team made its first-ever appearance in the Women's College World Series.

Current WAC alums have made their presence felt, as well. David Carr (Fresno State) was the first player selected in the 2002 NFL Draft. Cheryl Ford (Louisiana Tech) was named the WNBA Rookie of the Year and helped the Detroit Shock win the league's championship in 2003. In 2004, the United States' softball team won the Olympic gold medal with former Fresno State players Laura Berg and Lovie Jung. Jeff Weaver (Fresno State) earned the win in the St. Louis Cardinals' World Series clinching victory in 2006. Quarterback Colt Brennan (Hawai'i) finished third in the 2007 Heisman Trophy voting, and in 2008, Natasha Kai (Hawai'i) helped the United States to a gold medal in soccer at the Olympics in Beijing.

TELEVISION PRESENCE

In 2001, the WAC partnered with ESPN for coverage of football and basketball giving the conference national exposure from one of the most respected broadcast entities in the country. An extension was signed in 2008 that guarantees more than 300 regular-season WAC contests and 45 championship events will be aired on the ESPN networks through the spring of 2017. The WAC also officially added WAC.tv in 2006 to give fans streaming internet access to many of its postseason championships including volleyball, soccer, swimming and diving, basketball, gymnastics, softball and baseball.

HISTORICAL SIGNIFICANCE

The WAC is the sixth oldest among the nation's 11 Division I-A conferences. Its history traces back to July 27, 1962, when the original six-team league of Arizona, Arizona State, Brigham Young, New Mexico, Utah and Wyoming began competition.

The first championship was held in November 1962, when Arizona won the men's cross country title and New Mexico followed with the first WAC football title. Arizona finished second in the NCAA College World Series and, less than three years later, Arizona State claimed the league's first NCAA title when the Sun Devils won the College World Series trophy.

Fresno State was the last WAC school to earn an NCAA team title when it won the College World Series in 2008.

Since the WAC's inception, several changes have occurred. UTEP and Colorado State became members in September 1967, while Arizona and Arizona State withdrew on June 30, 1978. The WAC then added San Diego State (1978), Hawai'i (1979) and Air Force (1980). Before 1990, the WAC sponsored championships only in men's sports. However, a merger with the High Country Athletic Conference formed a single conference under one administrative structure, and the 1990-91 athletic year was the first in which both men and women competed under the WAC name. Fresno State was added in 1992, and then in 1996, the women's programs from Air Force and Hawai'i along with six new schools (UNLV, Rice, San Jose State, SMU, TCU and Tulsa) came into the WAC. Air Force, Brigham Young, Colorado State, UNLV, New Mexico, San Diego State, Utah and Wyoming withdrew on June 30, 1999. Nevada (2000), Boise State (2001) and Louisiana Tech (2001) were added while TCU withdrew following the 2000-01 season. The current membership was established on July 1, 2005, when Idaho, New Mexico State and Utah State joined the WAC after Rice, SMU, UTEP and Tulsa withdrew.

The WAC has had just five commissioners in its history. Paul Brechler was named the first leader of the conference and held the position from 1962-1968. He was followed by Wiles Hallock (1968-71), Stan Bates (1971-80), Dr. Joe Kearney (1980-94) and Karl Benson (1994-present).

WAC CHAMPIONS

Presently, the WAC crowns team and individual champions in 19 sports – eight men's and 11 women's. For the men, there are championships in baseball, basketball, cross country, football, golf, tennis, indoor track and field, and outdoor track and field. Championships for women are held in basketball, cross country, golf, gymnastics, soccer, softball, swimming and diving, tennis, indoor track and field, outdoor track and field and volleyball.

The WAC office has been located in the Denver area since the conference's inception with the exception of a two-year stay in Phoenix from 1964-66.



WAC Founding Fathers

Kneeling L-R: New Mexico FR Guido Daub, WAC SID Don Smith, BYU FR Dean Milton Hartvigsen. **Sitting L-R:** Wyoming FR Dean H.T. Person, ASU AD Clyde Smith, Arizona FR Tom Hall. **Standing L-R:** ASU FR Al Thomas, Utah FR Dean L. David Hiner, Utah AD Bud Jack, Wyoming AD Red Jacoby, New Mexico AD Pete McDavid, WAC Commissioner Paul Brechler.

NCAA TEAM TITLES

24 NCAA team titles have been won by the nine members of the WAC

Baseball

2008 Fresno State

Women's Basketball

1982 Louisiana Tech

1988 Louisiana Tech

Boxing

1940 Idaho

1941 Idaho

1950 Idaho

1958 San Jose State

1959 San Jose State

1960 San Jose State

Men's Cross Country

1962 San Jose State

1963 San Jose State

Football

1973 Louisiana Tech (II)

1980 Boise State (I-AA)

Men's Golf

1948 San Jose State

Women's Golf

1987 San Jose State

1989 San Jose State

1992 San Jose State

Softball

1998 Fresno State

PAST TEAM TITLES

33 NCAA team titles were won by former members of the WAC

Baseball

1965 Arizona State

1967 Arizona State

1969 Arizona State

1976 Arizona

1977 Arizona State

2003 Rice

Men's Cross Country

1969 UTEP

1975 UTEP

1976 UTEP

1978 UTEP

1979 UTEP

1980 UTEP

1981 UTEP

Women's Cross Country

1997 Brigham Young

Football

1984 Brigham Young

Tennis

1968 Fresno State (II)

Men's Outdoor Track and Field

1964 Fresno State (II)

1969 San Jose State

Women's Volleyball

1982 Hawai'i

1983 Hawai'i

1987 Hawai'i



Fresno State won the 2008 National Championship in baseball

Men's Golf

1981 Brigham Young

1998 UNLV

Women's Gymnastics

1992 Utah

Men's Indoor Track and Field

1974 UTEP

1975 UTEP

1976 UTEP

1978 UTEP

1980 UTEP

1981 UTEP

1982 UTEP

Men's Outdoor Track and Field

1970 Brigham Young

1975 UTEP

1977 Arizona State

1978 UTEP

1979 UTEP

1980 UTEP

1981 UTEP

1982 UTEP

NCAA INDIVIDUAL TITLES

134 NCAA individual titles have been won by the nine teams in the WAC

Boise State (8)

Skiing 1

Men's Indoor Track and Field 1

Women's Indoor Track and Field 1

Men's Outdoor Track and Field 3

Wrestling 2

Fresno State (19)

Men's Indoor Track and Field 3

Women's Indoor Track and Field 2

Men's Outdoor Track and Field 10

Wrestling 4

Hawai'i (10)

Boxing 3

Women's Swimming and Diving 4

Men's Indoor Track and Field 1

Women's Outdoor Track and Field 2

Idaho (23)

Boxing 16

Skiing 3

Men's Outdoor Track and Field 3

Women's Outdoor Track and Field 1

Louisiana Tech (1)

Men's Outdoor Track and Field 1

Nevada (17)

Boxing 2

Rifle 1

Skiing 5

Women's Swimming and Diving 3

Men's Indoor Track 1

Men's Outdoor Track 5

San Jose State (50)

Boxing 17

Men's Fencing 1

Women's Fencing 1

Men's Golf 2

Women's Golf 1

Men's Tennis 1

Men's Indoor Track and Field 3

Men's Outdoor Track and Field 24

Utah State (6)

Men's Golf 1

Men's Indoor Track and Field 2

Men's Outdoor Track and Field 3



Hawai'i's Amber Kaufman won the women's high jump at the 2010 NCAA Outdoor Track and Field Championships

WAC TIMELINE

July 27, 1962 - The original charter for the Western Athletic Conference is signed by the presidents of the charter member universities. Paul Brechler is named the WAC's first commissioner.

Nov. 10, 1962 - Arizona State wins the first WAC championship as it captures the cross country title.

Dec. 19, 1964 - Utah becomes the first school since the formation of the conference to participate in a bowl game as it defeats West Virginia, 32-6, in the Liberty Bowl.

March 20, 1966 - Utah becomes the first school to reach the NCAA Final Four, and Brigham Young captures the championship of the National Invitation Tournament.

Sept. 20, 1967 - UTEP becomes the WAC's seventh member.

Sept. 26, 1968 - Colorado State becomes the WAC's eighth member.

Sept. 1, 1969 - Wiles Hallock replaces Paul Brechler as commissioner.

July 1, 1971 - Stan Bates becomes the WAC's third commissioner as he replaces Wiles Hallock.

Dec. 27, 1971 - The first Fiesta Bowl, originated to match the WAC champion against an at-large team, is played in Tempe, Ariz. Arizona State defeats Florida State, 45-38.

Dec. 27, 1976 - The Presidents' Council receives official notification of the intention of Arizona and Arizona State to seek affiliation with the then-Pacific-8 Conference.

April 8, 1977 - San Diego State University is extended an invitation of membership effective July 1, 1978.

May 2, 1977 - The University of Hawai'i is extended a membership invitation dependent upon the institution's meeting of certain criteria set by the Council.

June 30, 1978 - Arizona and Arizona State officially withdraw from the conference.

Sept. 29, 1978 - The University of Hawai'i is officially approved as a member effective July 1, 1979.

Dec. 22, 1978 - After a seven-year tie to the Fiesta Bowl, the WAC begins a new affiliation with the Holiday Bowl in San Diego.

Aug. 29, 1979 - The United States Air Force Academy is accepted as a member effective July 1, 1980.

May 1, 1980 - Dr. Joe Kearney is named the fourth commissioner in conference history as he replaces Stan Bates.

May 1, 1983 - The Presidents' Council approves the concept for a WAC Basketball Tournament beginning in 1984.

Dec. 21, 1984 - Brigham Young University earns the conference's first national football championship with a victory over Michigan in the Holiday Bowl to complete a 13-0 season.

July 16, 1987 - The WAC and KUTV of Salt Lake City agree to the conference's first one-million-dollar package for the regional syndication of men's basketball games.

Feb. 23, 1988 - The WAC and the Holiday Bowl reach an agreement for the conference champion to host the game through the 1992 season.

May 9, 1990 - The WAC and ESPN agree to the conference's first contract for the telecast of men's basketball games by a national network.

July 1, 1990 - The WAC merges with the High Country Athletic Conference to form a single conference for men's and women's athletics.

Dec. 1, 1991 - BYU's Ty Detmer wins the Heisman Trophy, a first for a WAC athlete.

June 12, 1991 - Fresno State is accepted as the WAC's 10th member effective July 1, 1992.

June 10, 1992 - The WAC selects the Delta Center in Salt Lake City as the site for its men's and women's basketball tournaments. Commissioner Kearney announces his retirement effective July 1, 1994.

Aug. 13, 1992 - The WAC is included in the Western Bowl Alliance, which guarantees at least one conference team an appearance in the Aloha and Copper Bowls for the next two years.

April 20, 1994 - Karl Benson is appointed the fifth commissioner in league history, replacing Dr. Joe Kearney.

April 21, 1994 - The WAC Council of Presidents extends an invitation of membership to UNLV, Rice, San Jose State, SMU, TCU and Tulsa.

June 6, 1994 - The University Arena in Albuquerque is chosen as the site of the 1995 and 1996 WAC men's and women's basketball tournaments.

June 14, 1994 - The WAC signs a multi-year football contract with ESPN and ABC.

Jan., 1995 - For the first time, three WAC football teams finish the season ranked among the nation's top 25 in both the USA Today/CNN Coaches' Poll and the Associated Press Top 25.

May 1, 1995 - The Thomas and Mack Center in Las Vegas is selected as the site of the 1997 and 1998 WAC men's and women's basketball tournaments.

May 9, 1995 - The WAC signs a multi-year contract with ESPN for the telecast of 22 men's and two women's basketball games annually, the largest such contract in WAC history and the first national telecast of WAC women's basketball. The WAC becomes the only conference in the country with an exclusive contract with ESPN for football and basketball.

June 5, 1995 - The WAC Council of Presidents select Las Vegas' Sam Boyd Stadium as the site for the 1996 and 1997 WAC Football Championship Game.

Dec. 11, 1995 - The WAC's first Web site is published.

Feb. 19, 1996 - The MGM Grand Garden arena is selected as the site of the inaugural WAC Volleyball Tournament, to be contested Nov. 26-30 in Las Vegas.

Feb. 26, 1996 - The WAC Council selects Pacific and Mountain as the names for the newly-created divisions to be instituted in 1996-97.

July 1, 1996 - The WAC becomes the nation's largest NCAA Division I-A conference with 16 members competing in 11 men's and 10 women's championship sports.

Nov. 26-30, 1996 - The WAC hosts its first ever volleyball tournament at the MGM Grand in Las Vegas. Brigham Young defeats Hawai'i, 3-2, in the championship match.

Dec. 7, 1996 - Brigham Young and Wyoming play in the inaugural WAC Football Championship game at Sam Boyd Stadium in Las Vegas. Brigham Young wins the game in overtime, 28-25, before a record-setting crowd of 41,238, the largest for a team sporting event in Nevada.

Jan. 1, 1997 - The WAC has its second team ever play in a New Year's Day bowl. Brigham Young defeats Kansas State in the Cotton Bowl, 19-15, and sets the record for most wins by a Division I-A school with 14.

June 23, 1997 - The WAC becomes a Bowl Alliance member beginning with the 1998 season.

Nov. 24, 1997 - Brigham Young wins the women's NCAA national championship in cross country. It's the first-ever women's national title in WAC history.

March 30, 1998 - The Utah Runnin' Utes advance to the NCAA men's basketball title game. Utah leads most of the game, but bows out in the final five minutes to Kentucky.

May 25, 1998 - Fresno State's softball team wins the national championship with a 1-0 victory over Arizona.

May 27-30, 1998 - UNLV wins the men's NCAA golf title. It's the third national championship for a WAC team during the 1997-98 season.

Nov. 28, 1998 - Hawai'i and Brigham Young meet in the WAC Volleyball Tournament final and the Wahine win, 15-12, 21-19, 13-15, 16-18, 24-22. The 89 points scored by Hawai'i sets a new NCAA record.

June 7, 1999 - Selland Arena in Fresno is chosen as the site for the 2000 men's and women's basketball tournaments. Tulsa's Reynolds Center is selected for the 2001 tournaments.

June 8, 1999 - The WAC signs a two-year football and basketball television deal with Fox Sports Net.

June 10, 1999 - The WAC Council of Presidents extends an invitation of membership to Nevada beginning July 1, 2000.


June 30, 1999 - Air Force, Brigham Young, Colorado State, UNLV, New Mexico, San Diego State, Utah and Wyoming officially withdraw from the conference.

Oct. 17, 1999 - The WAC Council of Presidents invites Boise State and Louisiana Tech to join the league on July 1, 2001.

FORMER WAC COMMISSIONERS



Paul Brechler
1962-69



Wiles Hallock
1969-71



Original WAC Logo
1962



Stan Bates
1971-80



Joe Kearney
1980-94

Dec. 25, 1999 - The Hawai'i football team breaks the NCAA record with an eight and a half game improvement in wins from the previous year with a 23-17 victory over Oregon State in the Oahu Bowl.

July 1, 2000 - The University of Nevada becomes an official member of the WAC and increases the membership to nine schools.

Dec. 31, 2000 - Fresno State competes in the inaugural Silicon Valley Football Classic in San Jose.

March 29, 2001 - The University of Tulsa wins the men's basketball NIT title with a 79-60 victory over Alabama.

June 5, 2001 - Tulsa's Reynolds Center is chosen as the site for the 2002 men's and women's basketball tournaments.

June 20, 2001 - The WAC signs a three-year deal with ESPN for telecasts of football and basketball.

July 1, 2001 - Boise State University and Louisiana Tech University become official members of the WAC, while TCU withdraws. This increases the membership to 10 schools.

Jan. 17, 2002 - Tulsa is chosen as the host for the 2003 basketball tournaments.

Aug. 7, 2002 - The WAC initiates an innovative and creative two-year pilot project to create an academic alliance among its 10 member institutions.

Nov. 12, 2002 - Fresno State's brand new Save Mart Center is chosen as the site for the 2004 WAC Basketball Tournament while Nevada is picked as host for the 2005 tournament.

Dec. 31, 2002 - Boise State and Fresno State both win their bowl games. The Broncos beat Iowa State 34-16 in the Humanitarian Bowl, while the Bulldogs defeated Georgia Tech, 30-21, in the Silicon Valley Football Classic.

Feb. 22, 2003 - The men's basketball teams from Fresno State, Hawai'i, Louisiana Tech and Tulsa compete in ESPN's inaugural Bracket Buster Saturday event.

June 23, 2003 - Rice wins the NCAA title in baseball, the school's first team title in any sport.

Oct. 23, 2003 - The WAC Board of Directors extends invitations for membership to New Mexico State and Utah State, effective July 1, 2005.

June 4, 2004 - The WAC Board of Directors extends an invitation for membership to the University of Idaho, effective July 1, 2005.

Oct. 1, 2004 - The University of Nevada is selected as the host for the 2006 WAC Basketball Tournament.

Nov. 2, 2004 - Sacramento State is added as an affiliate member in baseball beginning with the 2006 season.

Dec. 31, 2004 - Boise State's 22-game winning streak comes to an end in the Liberty Bowl. The Broncos finish the season in the top 15 for the third consecutive year.

April 7, 2005 - The WAC announces the addition of women's gymnastics beginning in 2005-06. Also reinstated postseason tournaments for both softball and baseball for 2006.

July 1, 2005 - Idaho, New Mexico State and Utah State become official members of the WAC. Rice, SMU, UTEP and Tulsa withdraw giving the WAC a total of nine members.

July 27, 2005 - The WAC unveils its new marketing campaign, "Play Up."

Nov. 10, 2005 - Fresno State defeats Boise State, 27-7, in football, ending the Broncos' WAC-record 31-game conference winning streak.

Nov. 11, 2005 - New Mexico State is named host for the 2007 and 2008 WAC basketball tournaments.

Nov. 19, 2005 - Fresno State leads top-ranked and two-time defending national champion USC, 42-41, midway through the fourth quarter, before dropping the game 50-42.

Nov. 24, 2005 - The WAC streams its first sporting event (the opening match of the volleyball tournament) via the internet using WAC.TV.

Feb. 17-18, 2006 - The WAC goes 3-1 in BracketBusters as Nevada, Louisiana Tech and Utah State earn men's basketball wins.

March 26, 2006 - The WAC sponsors its first WAC Women's Gymnastics championship since 1993 in Logan, Utah.

April 3, 2006 - Louisiana Tech men's basketball player Paul Millsap becomes the first player in NCAA history to lead the nation in rebounding three years in a row.

Jan. 1, 2007 - Boise State becomes the first WAC team to play in a BCS bowl game and beats Oklahoma in the Tostitos Fiesta Bowl, 43-42, in overtime.

Feb. 16-17, 2007 - Boise State, Nevada, New Mexico State and Utah State win men's basketball games to give the WAC a perfect 4-0 record in BracketBusters.

April 28-29, 2007 - A total of 17 WAC football players are chosen in the NFL Draft, the most ever (per school) in the seven-round format.

Jan. 1, 2008 - Hawai'i becomes the second WAC team to play in a BCS bowl game in two years, taking on Georgia in the Allstate Sugar Bowl.

June 25, 2008 - Fresno State wins the national championship in baseball. The Bulldogs beat Georgia in the best-of-three series, 6-1, in the deciding game.

Sept. 3, 2008 - The WAC announces a contract extension with ESPN that guarantees more than 300 regular-season and 45 championship events will be aired on the ESPN networks through the spring of 2017.

December, 2008 - For the first time in its history, the WAC sends more than half of its football teams (five) to postseason bowl games.

April-June, 2009 - The WAC announces neutral site locations for the 2009 Volleyball Tournament (Las Vegas), the 2010-12 Baseball Tournaments (Mesa, Ariz.) and the 2010-11 Men's and Women's Basketball Tournaments (Las Vegas).

Jan. 4, 2010 - Boise State makes its second appearance in the Tostitos Fiesta Bowl and beats TCU, 17-10. The Broncos become the second team in FBS history to end a season 14-0.

WAC STAFF



KARL BENSON
Commissioner

When Karl Benson was named the fifth commissioner in the history of the Western Athletic Conference on April 20, 1994, he brought with him a wealth of experience and a personal history of success to the position.

Since that time, Benson not only has laid a strong foundation for the WAC's future, he also steered the conference through unsettled times during the late 1990s and again a few years later when the defection of member institutions threatened the WAC.

Through his leadership and vision, it didn't take long for the WAC to regain its place among the nation's top Division I conferences. Benson has spearheaded conference expansion with the additions of Nevada, Boise State and Louisiana Tech earlier this decade and an additional round of expansion with the invitations of New Mexico State, Utah State and Idaho a few years ago.

Nationally, Benson has earned the respect of his peers after serving on the NCAA

Management Council from 1999-2002, and a five-year term on the NCAA Men's Basketball Committee from 2002-06.

Benson hit the ground running when he was hired in 1994 and initiated several programs that improved the conference's national position in virtually every category. He was instrumental in developing multi-year agreements with the Holiday Bowl, Cotton Bowl, Copper Bowl, Las Vegas Bowl, Silicon Valley Football Classic, GMAC Bowl and currently, the uDrove Humanitarian Bowl, Sheraton Hawai'i Bowl and New Mexico Bowl.

In the summer of 2005, he implemented "Play Up," a new marketing campaign to improve the public and private perceptions of the WAC and its members through national, local and regional touch points. The conference officially added WAC.tv prior to the 2006-07 season, giving fans streaming video access to many of the postseason championships of the sports offered by the WAC.

In 1995-96, the WAC signed an exclusive multi-year agreement with ESPN for the unprecedented live telecast of its basketball and football. Included in that deal was a women's basketball contract, the first in conference history. In 2008, Benson negotiated an extension with ESPN that gives the WAC more than 300 regular season contests and 45 championship events that will be aired through the 2016-17 season.

Benson came to the WAC after four successful years as the commissioner of the Mid-American Conference. There, he implemented several innovative projects and was instrumental

in the formation of the Las Vegas Bowl.

Prior to taking the reins of the MAC, Benson served on the NCAA staff for more than four years where he was the director of NCAA championships when selected as MAC commissioner. Benson joined the NCAA staff in January, 1986, as a compliance representative and was appointed assistant director of championships in June, 1987. He was promoted to director of championships in 1988. In that position, Benson actively supervised eight assistant directors in their administration of 68 NCAA championships.

A native of the state of Washington, Benson graduated from high school in Pullman in 1970, attended Spokane Falls Community College and then received a bachelor of science degree in physical education from Boise State University in 1975. He has also completed course work toward his master's degree in athletics administration at the University of Utah.

Benson played baseball at both Spokane Falls Community College and Boise State University before serving as the baseball coach at Fort Steilacoom Community College in Tacoma, Wash., for eight years and as the director of athletics at Fort Steilacoom from 1979-84. From 1984-86, he was an assistant baseball coach and an administrative assistant in the athletics department at Utah.

Benson received the Distinguished Alumni Award from Boise State in April of 2006 and was inducted into the Pierce College (formerly Fort Steilacoom) Hall of Fame in November 2009.

Benson was born on December 1, 1951 and has one daughter, Jessie (18).



JEFF HURD
Senior Associate
Commissioner

Jeff Hurd joined the WAC staff in 1985 and serves as senior associate commissioner. He oversees communications, television operation and the basketball tournament. He is also responsible for team sport scheduling and aids in the administration of men's team sports.

Previously, he was the Director of Public Relations for the Missouri Valley Conference for seven years and the Sports Information Director at Tulsa for three years.

Hurd is a graduate of the University of Missouri School of Journalism. He and his wife, Cheri, are the parents of four children (Shannon, Michael, Kristen and Kevin) and reside in Littleton.



CONNIE HURLBUT
Senior Associate
Commissioner, SWA

Connie Hurlbut joined the WAC staff in 2009 and serves as senior associate commissioner and senior woman administrator. She has been involved in collegiate and professional athletics for more than 25 years.

From 1993-1999, Hurlbut served as Executive Director of the Patriot League, becoming the first woman to lead an all-sport Division I athletic conference. While there, she held several NCAA committee positions including the Division I Women's Basketball Committee and the Division I Management Council. She also served as the Senior Director of Basketball Operations for the WNBA from 1999-2002.

A 1983 University of Pennsylvania graduate, Hurlbut and her husband, Steve, have two children, Jack (17) and Maggie (14), and reside in Centennial.



DAVE CHAFFIN
Associate Commissioner
for Communications and
Technology

Dave Chaffin joined the WAC staff in 1995 and was promoted to Associate Commissioner in 2010. His responsibilities include media relations, conference video exchange, replay and office IT tasks.

He previously was the Athletic Media Relations Assistant Director at Colorado State University from 1992-95.

Chaffin graduated from the University of Michigan in 1989 with a bachelor's degree in Communications. He completed his course work for a master's degree in Technical Journalism at Colorado State University.

He and his wife, Michelle, are the parents of a son, Tyler (8), and a daughter, Jamie (5). They reside in Centennial.



MATT BURGEMEISTER

**Assistant Commissioner
for Compliance and
Governance**

Matt Burgemeister joined the WAC staff in July, 2010, and oversees compliance services which includes interpretation of the NCAA and WAC legislation, NCAA and WAC governance, legislative and enforcement issues. He also serves as the staff liaison to the WAC Faculty Athletics Representatives Group and to the WAC SAAC.

Before joining the WAC, Burgemeister spent four years in Membership Services at the NCAA.

Burgemeister earned a bachelor's degree in political science and economics from the University of Utah and a master's degree in sports management from the University of Texas. He and his wife, Melissa, reside in the Denver area.



VICKY EGGLESTON

**Director, Graphic Design
and Publications**

Vicky Eggleston came to the WAC in December, 2006, and serves as the conference's graphic designer.

Eggleston came to the WAC after working the previous two years in the Visual Communications department at R+L Carriers in Ohio. Previously, she spent several years in the Communications and Marketing Department at Ohio University, where she also assisted in television production.

Eggleston earned a bachelor of science in communications and a master of arts in telecommunications from Ohio University. She and her husband, Bryan, live in Littleton.



HOPE SHULER

Director, Media Relations

Hope Shuler came to the WAC in September, 2008, and serves as the media relations contact for volleyball, women's basketball and softball.

Before joining the WAC, Shuler served as the media relations director for The Summit League. She has also worked at the University of Arizona, the University of Utah and Elmhurst College.

Shuler earned bachelor of arts degrees in journalism and sports administration from the University of Nebraska at Kearney in 1998 and completed coursework towards a master's degree in management at the University of Denver. She and her husband, Scott, live in Aurora with their newborn child.



MOLLIE LEHMAN

**Assistant Commissioner
for Business and
Operations**

Mollie Lehman came to the WAC in August, 2007, and handles the business operations for the conference.

Lehman came to the WAC from the America East Conference, where she served as the business manager and assisted with sport administration and championships. Prior to that, she was an assistant softball coach at Binghamton University and became involved with event management.

Lehman earned a bachelor's degree from Binghamton in 2000 and earned her MBA from the University of Colorado at Denver in 2007.



JASON ERICKSON

Director, Media Relations

Jason Erickson joined the WAC staff in September, 2007, and handles media relations duties for the WAC in men's basketball, baseball, gymnastics and women's soccer.

Prior to the WAC, Erickson spent four years at Idaho State University. He has also worked in the television and newspaper industries.

Erickson is a 2002 graduate of Southern Utah University and earned his master's degree at Idaho State in 2006. He and his wife, Marisa, live in Parker with their son Nash (1).



KATHY SCHILD

**Senior Executive
Assistant**

Kathy Schild joined the WAC staff in 1985, and serves as the Senior Executive Assistant to the Commissioner. Schild also serves as the office manager for the conference office.

A native of Cortez, Colo, Schild and her husband, Jake, reside in Morrison, Colo. They have two sons, Mark and Matt.



MEGAN ALLEN

Director, Marketing

Megan Allen joined the WAC staff in September, 2008, and is the Director of Marketing.

Allen came to the WAC after spending five years at Indiana University, the last three as assistant marketing director. While there, she developed and implemented comprehensive marketing plans and was also involved with game day coordination for several sports.

Allen is a 2003 graduate of Washington State University, where she earned her bachelor of arts degree in sport management.



BRAD JONES

Director, Championships

Brad Jones joined the WAC staff in August, 2010, and oversees the planning and administration of the WAC championships.

Jones came to the WAC after serving as the Director of Championships at the Atlantic 10 Conference during the 2009-10 season. He began working for the A-10 in 2005 as Coordinator of Championships.

Jones earned a bachelor's degree in political science from Brigham Young University. He and his wife, Lisa, live in Centennial.



KAYE GARMS

**Supervisor,
Women's Basketball
Officials**

Kaye Garms enters her 19th year as the Supervisor of Women's Basketball Officials for the WAC.

Garms graduated from Wayland Baptist University and played for a team which won three consecutive AAU National Women's Basketball titles. She was a starter on the first United States women's basketball team that competed in Russia in 1958.

THE VOICE OF THE STUDENT ATHLETE

How does the WAC generate feedback from its most valuable product, its student-athletes? Through the Western Athletic Conference Student-Athlete Advisory Committee (also known as the WAC SAAC), which was established in 1998.

Since its implementation, the WAC SAAC has been an essential component in the conference's governance structure as well as a strong voice for student-athletes' well-being at all levels (e.g., institutional, conference and national). It provides recommendations and positions on specific conference and NCAA proposed legislation, and it addresses national issues that may have an effect on the well-being of all student-athletes. In addition, its members provide recommendations for the 18 WAC championships in order to enhance the student-athlete experience for all sports. Another objective which the committee constantly strives to obtain is to help strengthen and improve the communication and relationships among athletes, campus administrators and coaches.

On the national stage, the WAC SAAC selects one of its committee members to serve as its representative on the NCAA SAAC, which includes all of the Division I conferences. This year's representative is Hawai'i's Jessica Stacy.

The WAC SAAC is a proactive committee and is making a very positive impact within the WAC membership. Annually, each member institution appoints two student-athletes from its own campus SAAC to serve on the conference committee. To conduct business, the committee has two in-person meetings during the year and schedules monthly teleconference calls during the academic year.

As part of the WAC SAAC Summer meeting, the committee conducts a community service outreach project within the host member institution's local area. Past projects have included a sports camp and clinic for underprivileged children, visiting local Boys and Girls Clubs, visiting Children's Hospitals and homeless shelters and neighborhood house painting. Taking a leadership role in conducting community projects is part of the WAC SAAC's goals and objectives.

If you have any questions relative to the WAC SAAC or its activities, please contact Matt Burgemeister in the conference office.

2010-11 WAC STUDENT-ATHLETE ADVISORY COMMITTEE



BOISE STATE

Katie Tuller
Gymnastics



Adam Hall
Wrestling



Kelly Mason
Volleyball

FRESNO STATE




Callie Seidman
Lacrosse



Jessica Stacy
Swimming

HAWAII



Jett Jasper
Football



IDAHO

Natalie Kirch
Tennis



Dylan Bodet
Tennis



Steven Cortez
Track & Field

LOUISIANA TECH




Kyle Davis
Track & Field



Constance McAlman
Track & Field

NEVADA



Daryll Hill
Football



NEW MEXICO STATE

Morgan Kimminau
Swimming



Gaston De La Torre
Golf



Kylie Miraldi
Volleyball

SAN JOSE STATE




Pablo Garcia
Football



Stacey Howard
Basketball

UTAH STATE



Bryan Marchant
Tennis

TEAM SPORT SUMMARIES

FOOTBALL

Schedule: Single round-robin against every team for a total of eight WAC games.

Playoff: None

WOMEN'S SOCCER

Schedule: Single round-robin for a total of eight games.

Tournament: Top six finishers meet in Ruston, La.

VOLLEYBALL

Schedule: Double round-robin for a total of 16 WAC matches.

Tournament: Top six finishers meet in Las Vegas, Nev.

MEN'S AND WOMEN'S BASKETBALL

Schedule: Double round-robin for a total of 16 WAC games.

Tournament: The top eight finishers meet in Las Vegas, Nev.

WOMEN'S TENNIS

Schedule: Four WAC matches.

Tournament: All nine teams meet in Boise, Idaho.

MEN'S TENNIS

League: Seven teams (Boise State, Fresno State, Hawai'i, Idaho, Nevada, New Mexico State and Utah State).

Schedule: Single round-robin for a total of six matches.

Tournament: The top six finishers meet in Boise, Idaho.

SOFTBALL

League: Eight teams (Boise State, Fresno State, Hawai'i, Louisiana Tech, Nevada, New Mexico State, San Jose State and Utah State).

Schedule: 21 WAC games played as three games at one site, alternating home and away each year.

Tournament: The top six finishers meet in Fresno, Calif. (double-elimination).

BASEBALL

League: Seven teams (Fresno State, Hawai'i, Louisiana Tech, Nevada, New Mexico State, San Jose State and affiliate Sacramento State).

Schedule: 24 WAC games played as four-game series at one site, alternating home and away each year.

Tournament: Top six finishers meet in Mesa, Ariz. (double-elimination).

2010-11 CALENDAR

CROSS COUNTRY-M&W

Oct. 30
Moscow, Idaho
Host: Idaho

WOMEN'S SOCCER

Nov. 4-5, 7
Ruston, La.
Host: Louisiana Tech

WOMEN'S VOLLEYBALL

Nov. 22-24
Las Vegas, Nev.
Host: Orleans Arena

WOMEN'S SWIMMING AND DIVING

Feb. 23-26
San Antonio, Texas
Host: Palo Alto Natatorium

INDOOR TRACK AND FIELD-M&W

Feb. 24-26
Boise, Idaho
Host: Boise State

BASKETBALL-M&W

March 9-12
Las Vegas, Nev.
Host: Orleans Arena

WOMEN'S GYMNASTICS

March 19
San Jose, Calif.
Host: San Jose State

WOMEN'S GOLF

April 14-17
Mesa, Ariz.
Host: Idaho

TENNIS-M&W

April 27-May 1
Boise, Idaho
Host: Boise State

MEN'S GOLF

May 2-4
Henderson, Nev.
Host: Hawai'i

SOFTBALL

May 11-14
Fresno, Calif.
Host: Fresno State

OUTDOOR TRACK AND FIELD-M&W

May 10-13
Honolulu, Hawaii
Host: Hawai'i

BASEBALL

May 25-29
Mesa, Ariz.
Host: Hohokam Stadium

2011-12 CALENDAR

CROSS COUNTRY-M&W

Oct. 29
Honolulu, Hawaii
Host: Hawai'i

WOMEN'S SOCCER

Nov. 3-4, 6
Fresno, Calif.
Host: Fresno State

WOMEN'S VOLLEYBALL

Nov. 21-23
TBA

WOMEN'S SWIMMING AND DIVING

Feb. 22-25
TBA

INDOOR TRACK AND FIELD-M&W

Feb. 23-25
TBA

BASKETBALL-M&W

TBA
Las Vegas, Nev.
Host: Orleans Arena

WOMEN'S GYMNASTICS

March 24
Logan, Utah
Host: Utah State

WOMEN'S GOLF

April 23-25
TBA

TENNIS-M&W

April 26-29
Las Cruces, N.M.
Host: New Mexico State

MEN'S GOLF

April 30-May 2
Host: Idaho

SOFTBALL

May 9-12
TBA

OUTDOOR TRACK AND FIELD-M&W

May 9-12
Moscow, Idaho
Host: Idaho

BASEBALL

May 23-27
Mesa, Ariz.
Host: Hohokam Stadium

WOMEN'S BASKETBALL NOTES

PRESEASON COACHES POLL

The nine WAC coaches voted on their preseason poll and all-WAC teams. Coaches could not vote for their own team or players.

Rank	Team (First-Place Votes)	Points
1.	Fresno State (7)	63
2.	Louisiana Tech (2)	57
3.	Nevada	50
4.	Idaho	41
5.	Boise State	30
6.	New Mexico State	24
7.	Hawai'i	23
8.	Utah State	19
9.	San Jose State	10

PRESEASON COACHES ALL-WAC

First Team	Second Team
Adrienne Johnson, Louisiana Tech	Whitney Jones, Louisiana Tech
Shavon Moore, Nevada	Rachele Kloke, Idaho
Hayley Munro, Fresno State	Jasmine Lowe, New Mexico State
Tahnee Robinson, Nevada	Yinka Olorunnife, Idaho
Jaleesa Ross, Fresno State	Madison Spence, New Mexico State

Preseason Player of the Year: Jaleesa Ross, Fresno State

PRESEASON MEDIA POLL

Media members who regularly cover the WAC also voted on their preseason poll and all-WAC teams.

Rank	Team (First-Place Votes)	Points
1.	Fresno State (14)	158
2.	Louisiana Tech (4)	146
3.	Nevada	117
4.	Boise State	92
5.	Idaho	91
6.	New Mexico State	87
7.	Utah State	54
8.	Hawai'i	46
9.	San Jose State	19

PRESEASON MEDIA ALL-WAC

First Team	Second Team
Adrienne Johnson, Louisiana Tech	Janie Bos, Boise State
Rachele Kloke, Idaho	Shavon Moore, Nevada
Hayley Munro, Fresno State	Yinka Olorunnife, Idaho
Tahnee Robinson, Nevada	Madison Spence, New Mexico State
Jaleesa Ross, Fresno State	Amber White, Utah State

Preseason Player of the Year: Jaleesa Ross, Fresno State

ORLEANS ARENA IN LAS VEGAS TO HOST WAC TOURNAMENT

The 2011 WAC Basketball Tournament will be held March 9-12 at the Orleans Arena in Las Vegas. It will feature a new format from year's past, rewarding teams based on regular-season success, giving the top two teams byes into the tournament semifinals. Under the format, the tournament will begin on Wednesday with two men's games and two women's games featuring the No. 5 seed against the No. 8 seed and No. 6 vs. No. 7. The winners then advance to Thursday's quarterfinal matchups to play the No. 4 and No. 3 seeds. The winners of those games then advance to Friday's semifinals against the top two seeds.

STAT LEADERS BACK

Five of the top 10 scorers return for the 2010-11 season, including the second and third scorers last year, Fresno State's Jaleesa Ross (17.4) and Louisiana Tech's Adrienne Johnson (16.0). Also returning are Idaho's Rachele Kloke, who was seventh (14.5), New Mexico State's Jasmine Lowe, who was eighth (14.1) and Fresno State's Hayley Munro, who was 10th (11.7).

Six of the top 10 rebounding leaders from a year ago return. Idaho's Yinka Olorunnife returns this season after ranking second in the WAC with 7.9 rebounds per game last year. Nevada's Kayla Williams and Louisiana Tech's Johnson were third and fourth, respectively, last year at 7.3 and 7.2 per game, respectively. Boise State's Janie Bos was sixth (7.0), Nevada's Shavon Moore was seventh (7.0) and New Mexico State's Tabytha Wampler was 10th (7.0).

LETTERWINNER/STARTER CAPSULE

Nevada and Idaho return the most starters this season with five. New Mexico State returns four starters, while Fresno State, Hawai'i and Louisiana Tech each return three starters. Boise State, San Jose State and Utah State each return two starters.

Team	LR	LL	SR	SL
Boise State	7	4	2	3
Fresno State	8	4	3	2
Hawai'i	10	4	3	2
Idaho	7	4	5	1
Louisiana Tech	8	2	3	2
Nevada	10	3	5	0
New Mexico State	10	3	4	1
San Jose State	7	5	2	3
Utah State	9	5	2	3

ESPNU TO TELEVISION FOUR GAMES IN 2010-11 SEASON

ESPNU will televise four WAC women's basketball games during the 2010-11 season. The network will televise three regular-season WAC women's basketball match-ups and will also air the championship game of the WAC Tournament, held at the Orleans Arena in Las Vegas, Nev.

The complete schedule is listed below.

Thursday, Jan. 6	Idaho at Nevada	8 p.m. (PT)
Thursday, Jan. 13	Louisiana Tech at Fresno State	6 p.m. (PT)
Monday, Feb. 28	Louisiana Tech at Nevada	8 p.m. (PT)
Saturday, March 12	WAC Tournament Championship Game	1 p.m. (PT)

KEY NON-CONFERENCE MATCHUPS

WAC teams have several key non-conference matchups this season, including as many as 48 games against teams that advanced to the NCAA Tournament or the Women's National Invitational Tournament (WNIT) last season.

TOP PLAYERS RETURNING

A total of seven players from all-WAC first and second teams return this season. Three players return from the first team – Louisiana Tech's Adrienne Johnson, Nevada's Tahnee Robinson and Fresno State's Jaleesa Ross. There are four players returning from the second team, including Fresno State's Hayley Munro, Idaho's Rachele Kloke, Nevada's Shavon Moore and Utah State's Amber White. Meanwhile, four members of the All-Defensive Team return in Alice Coddington of Utah State, Johnson, Moore and White.

A Look Back at 2009-10

LOUISIANA TECH FALLS TO FLORIDA STATE IN NCAAS

Florida State used a 10-0 run over the final 90 seconds of the game to pull away and defeat Louisiana Tech 75-61 in the first round of the NCAA Tournament. Shanavia Dowdell, the two-time WAC Player of the Year, scored 22 of her game-high 28 points in the first half. Tech shot 50 percent (16-of-32) from the field in the opening half while out-rebounding Florida State 23-15, including 12 offensive rebounds. LA Tech hit only 5-of-30 field goals in the second half for 17 percent. Dowdell recorded her 22nd double-double of the season with 28 points and 12 rebounds, while Jasmine Bendolph added 11 points and four assists.

FRESNO STATE LOSES TO BAYLOR IN NCAA TOURNAMENT

Brittney Griner's presence helped keep Fresno State away from the basket as the Bulldogs fell 69-55 to Final Four team Baylor in the first round of the NCAA Tournament. The Bulldogs shot just 34 percent (21-of-61) from the field and 29 percent (10-of-34) from three-point range on the game. Hayley Munro and Emma Andrews each scored 13 points to lead Fresno State.

NEVADA DROPS WNIT GAME AT WYOMING

Nevada fell 74-53 to Wyoming in the first round of the WNIT in Laramie, Wyo. Shavon Moore led Nevada with 16 points, while Kayla Williams added nine. Amanda Johnson recorded a team-high seven rebounds. The Pack shot 31 percent (21-of-67) from the floor in the game. Marianne Lombardi became Nevada's all-time leader in games played with 125, passing Delena Criner who played in 124 career games for Nevada.

NM STATE FALLS AT ARIZONA STATE IN FIRST ROUND OF WNIT

New Mexico State fell 84-61 at Arizona State in the first round of the WNIT in Tempe, Ariz. Jasmine Lowe led NM State with 20 points, while Danisha Corbett posted 12. Arizona State used full court pressure the majority of the game against the Aggies to help force 22 Aggie turnovers leading to 29 Sun Devil points. ASU's size in the post led the home team to the line 39 times where the Sun Devils drained 28 of those attempts. NM State made six of only eight attempts at the charity stripe. ASU finished with a 38-18 advantage in the paint and 46-16 margin in bench points.

DOWDELL DRAFTED BY MYSTICS IN SECOND ROUND

Louisiana Tech forward Shanavia Dowdell was the 18th overall selection by the Washington Mystics in the 2010 WNBA draft. Dowdell averaged 18.0 points and 12.4 rebounds per game as a senior while shooting 54 percent from the field and 66 percent from the free throw line. She ranked third in the country in rebounding and led the country with 22 double-doubles. Dowdell adds her name to a long line of Lady Techsters to be taken in the WNBA Draft as she is the 14th LA Tech player selected and the 20th to make it to the league since its inception in 1997.

ROSS NAMED HONORABLE MENTION ALL-AMERICAN

Fresno State's Jaleesa Ross was named an honorable mention All-American by the Women's Basketball Coaches Association (WBCA), becoming the first Fresno State player ever to receive the honor. The Bulldogs have had two All-Americans in the last three years as Tierre Wilson earned honorable mention All-America honors by the Associated Press in 2007-08.

WIGGINS NAMED REGION COACH OF THE YEAR

After leading his team to its first-ever at-large berth in the NCAA Tournament, Fresno State head coach Adrian Wiggins was selected as the WBCA Region 7 Coach of the Year. Wiggins led the Bulldogs to a perfect 16-0 record in conference play and the WAC regular-season title. Fresno State notched its highest RPI in school history (27) and has posted a school-record 27 wins. The team also won 19 straight games.

2009-10 POSTSEASON AWARDS

First Team All-WAC

Shanavia Dowdell, Louisiana Tech, F, 6-1, Sr.
Tasha Harris, Boise State, G, 5-7, Sr.
Adrienne Johnson, Louisiana Tech, F, 6-0, Jr.
Tahnee Robinson, Nevada, G, 5-9, Jr.
Jaleesa Ross, Fresno State, G, 5-8, Jr.

Second Team All-WAC

Crystal Boyd, New Mexico State, G, 5-11, Sr.
Rachele Kloke, Idaho, G, 5-11, Jr.
Shavon Moore, Nevada, F, 6-1, Jr.
Hayley Munro, Fresno State, G/F, 6-1, Jr.
Amber White, Utah State, G/F, 5-10, Jr.

All-Defensive Team

Alice Coddington, Utah State, G, 5-10, Jr.
Shanavia Dowdell, Louisiana Tech, F, 6-1, Sr.
Adrienne Johnson, Louisiana Tech, F, 6-0, Jr.
Shavon Moore, Nevada, F, 6-1, Jr.
Jaleesa Ross, Fresno State, G, 5-8, Jr.

All-Freshman Team

Banna Diop, Utah State, C, 6-6
Lauren Lenhardt, Boise State, F, 6-2
Julia Marshall, Boise State, G, 5-9
Rosie Moulton, Fresno State, G/F, 6-1
Camila Rosen, NM State, G, 6-0

Player of the Year: Shanavia Dowdell, Louisiana Tech

Defensive Player of the Year: Jaleesa Ross, Fresno State

Newcomer of the Year: Tahnee Robinson, Nevada

Coach of the Year: Adrian Wiggins, Fresno State

WEATHERSPOON NAMED WBCA ROOKIE COACH OF THE YEAR

Louisiana Tech head coach Teresa Weatherspoon was honored by the WBCA as the 2010 Maggie Dixon Division I Rookie Coach of the Year, given to a WBCA Division I head coach who has led their team to a successful season during their first year at the helm. In her first full season at LA Tech, Weatherspoon led the Lady Techsters to a 23-9 mark, a second-place regular-season finish in the WAC and the WAC Tournament title. Her team went on to make its first appearance in the NCAA Tournament since 2006.

DOWDELL, ROSS NAMED TO ALL-REGION TEAM

Louisiana Tech's Shanavia Dowdell and Fresno State's Jaleesa Ross were named to the WBCA All-Region 7 Team. They were two of four honorees in the region and two of 52 honorees nationwide.

LA TECH WINS 2010 WAC TOURNAMENT

Louisiana Tech defeated Fresno State 68-66 to claim the 2010 WAC Tournament championship. The title marks LA Tech's fifth overall WAC Tournament championship and first since 2006. Shanavia Dowdell was named tournament MVP after scoring a game-high 20 points and pulling down a game-high 19 rebounds.

All-Tournament Team

Shanavia Dowdell, Louisiana Tech (MVP)
Adrienne Johnson, Louisiana Tech
Hayley Munro, Fresno State
Jaleesa Ross, Fresno State
Yinka Olorunnife, Idaho

WOMEN'S BASKETBALL NOTES

NCAA TOURNAMENT SCHEDULE

FIRST AND SECOND ROUNDS

March 19 & 21 and March 20 & 22, 2011

The Pit/Bob King Court - Albuquerque, N.M.
Host: University of New Mexico

Auburn Arena - Auburn, Ala.
Host: Auburn University

John Paul Jones Arena - Charlottesville, Va.
Host: University of Virginia

Cintas Center - Cincinnati, Ohio
Host: Xavier University

Comcast Center - College Park, Md.
Host: University of Maryland

St. John Arena - Columbus, Ohio
Host: Ohio State University

Cameron Indoor Stadium - Durham, N.C.
Host: Duke University

Thompson-Boling Arena - Knoxville, Tenn.
Host: University of Tennessee, Knoxville

Huntsman Center - Salt Lake City, Utah
Host: University of Utah

CenturyTel Center - Shreveport, La.
Host: Louisiana Tech University

McCarthy Athletic Center - Spokane, Wash.
Host: Gonzaga University

Maples Pavilion - Stanford, Calif.
Host: Stanford, University

Harry A. Gampel Pavilion - Storrs, Ct.
Host: University of Connecticut

Bryce Jordan Center - University Park, Pa.
Host: Pennsylvania State University

Ferrell Center - Waco, Texas
Host: Baylor University

INTRUST Bank Arena - Wichita, Kan.
Host: Wichita State University

REGIONALS

March 26 and 28, 2011

Dayton Regional
Host: University of Dayton
University of Dayton Arena - Dayton, Ohio

Spokane Regional
Host: Washington State University
Spokane Veterans Memorial Arena - Spokane, Wash.

March 27 and 29, 2011

Philadelphia Regional
Host: Temple University
The Liacouras Center - Philadelphia, Pa.

Dallas Regional
Host: Big 12 Conference
American Airlines Center - Dallas, Texas

WOMEN'S FINAL FOUR

April 3 and 5, 2011

Hosts: Butler University, IUPUI, Horizon League
Conseco Fieldhouse - Indianapolis, Ind.

FRESNO STATE SETS FOUR WAC TOURNAMENT RECORDS

Top-seeded Fresno State set several WAC Tournament records. The Bulldogs set records for three-pointers in a tournament (32), three-pointers in a game (13 vs. Idaho), free throw percentage in a tournament (.868, 33-of-38) and free throw percentage in a game (1.000, 13-of-13 vs. Idaho). The team also fell just shy of the tournament single-game rebounding record of 60, pulling down 59 vs. Idaho.

IDAHO'S OLORUNNIFE SETS WAC TOURNAMENT RECORD

Idaho junior Yinka Olorunnife set the WAC Tournament record for field goal percentage in a tournament. She was 18-of-25 for a .720 shooting percentage over two games.

LA TECH'S DOWDELL BREAKS WAC REBOUNDING RECORD

Louisiana Tech's Shanavia Dowdell, the two-time WAC Player of the Year, set the WAC career rebounding record with 975 at the 18:59 mark of the first half in her team's win over Utah State in the quarterfinals of the WAC Tournament. Three days later, the senior became the first WAC player ever to eclipse 1,000 boards with her board at the 5:14 mark of the first half in the championship game against Fresno State. She closed out her career with 1,025.

WAC ALL-DECADE TEAM ANNOUNCED

The WAC conducted an online vote for the All-Decade Women's Basketball Team. More than 300 fans participated and voted on players that had been on at least two all-WAC teams between 2000 and 2010. Louisiana Tech's Cheryl Ford was the leading vote getter with 200 votes. Joining her on the team are Techsters Shan Moore, Tasha Williams and Shanavia Dowdell. Rounding out the group is Fresno State's Jaleesa Ross.

FRESNO STATE COMPLETES PERFECT SEASON IN WAC PLAY

After going a perfect 16-0 in WAC play, Fresno State claimed the WAC regular-season title and the top seed in the WAC Tournament. The Bulldogs became the fourth team ever to post an undefeated mark in WAC play. Fresno State's previous best record in the WAC was 14-2, posted in 2007-08 and 2005-06.

ROSS BREAKS SCHOOL RECORD FOR CAREER THREE-POINTERS

Fresno State's Jaleesa Ross set the school record for three-pointers in a career at the 14:32 mark at Boise State on Feb. 27, giving Fresno State a 64-40 lead. Ross hit three treys in the game and now has 287 for her career. Ross' total also ranks second in the WAC record books. At her current pace, Ross would finish her career right around the WAC record of 365, held by Becky Hammon of Colorado State.

DOWDELL TOPS NATION IN DOUBLE-DOUBLES

Reigning WAC Player of the Year Shanavia Dowdell led the nation with 22 doubles-doubles, including 14 of the 16 WAC games. She also ranked third nationally in rebounding (12.4), 28th in field goal percentage (52.7) and 40th in scoring (18.0).

HARRIS ENDS CAREER IN WAC TOP 10 IN CAREER SCORING

Boise State senior Tasha Harris closed out her career with 1,751 career points, good for ninth place all-time in the WAC. She also had 483 made free throws on her career, good for fifth place all-time in the WAC.

VAN HOOGEN SEVENTH ON WAC STEALS CHART

Boise State senior Jessica Van Hoogen had 288 steals on her career, good for seventh place all-time in the WAC career record books.

JOHNSON BREAKS UTAH STATE CAREER BLOCKS RECORD

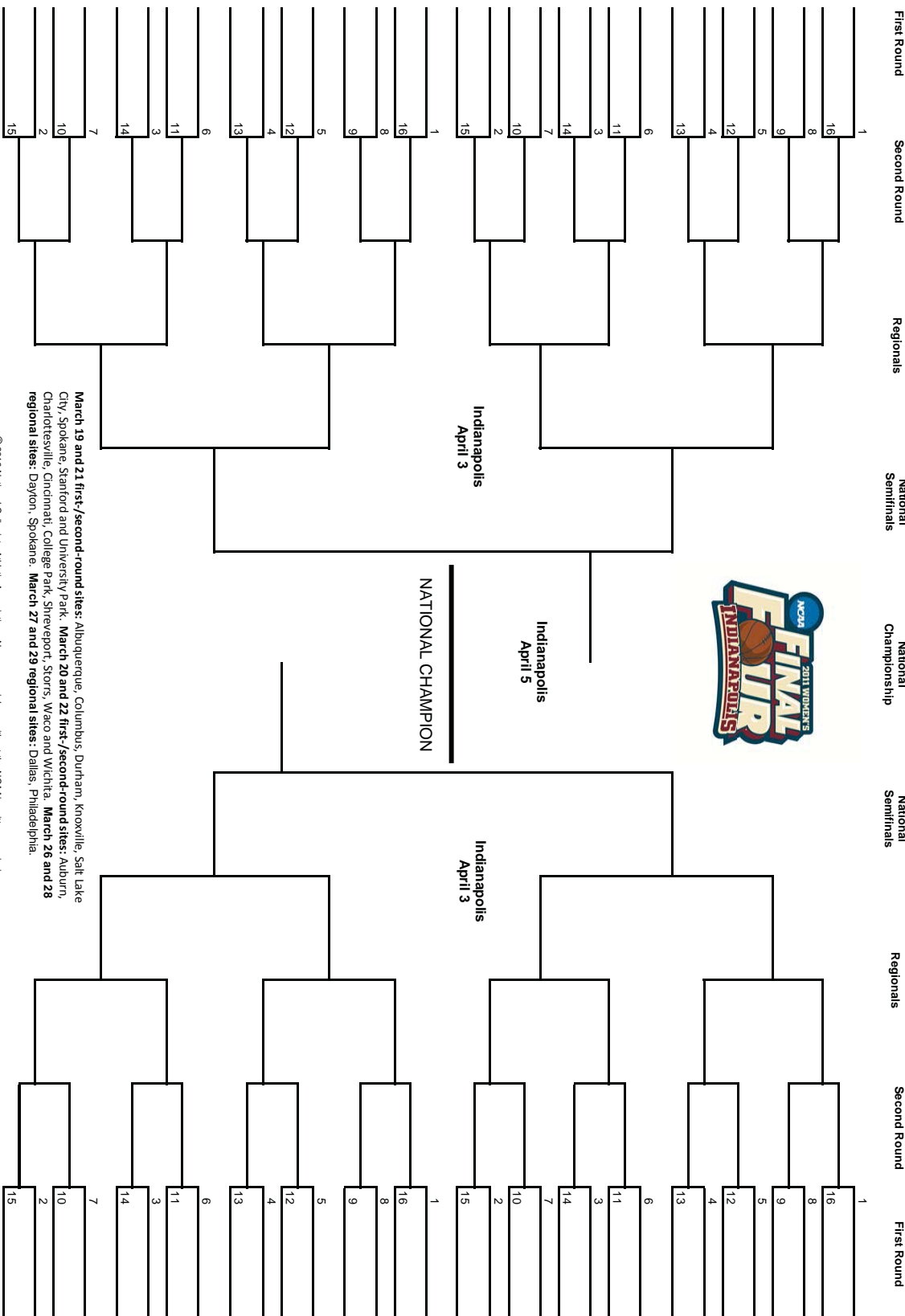
Utah State senior Nicole Johnson recorded her 128th career block at the 19:07 mark of the second half at Nevada on Feb. 13 when she blocked a Shavon Moore jumper. In doing so, she took sole possession of the Aggie career record for blocked shots. Johnson now has 133 career blocks and 48 blocks this season, which places her tied for third on USU's single-season charts.

BSU'S HARRIS, VAN HOOGEN NAMED ACADEMIC ALL-DISTRICT

Boise State's Tasha Harris and Jessica Van Hoogen were named to the ESPN The Magazine Academic All-District Team as selected by the College Sports Information Directors of America (CoSIDA). Harris was named to the District 8 first team, while Van Hoogen was named to the second team.



2011 NCAA® Division I Women's BASKETBALL CHAMPIONSHIP



© 2010 National Collegiate Athletic Association. No commercial use without the NCAA's written permission. The NCAA opposes all sports wagering. This bracket should not be used for sweepstakes, contests, office pools or other gambling activities.

March 19 and 21 first-/second-round sites: Albuquerque, Columbus, Durham, Knoxville, Salt Lake City, Spokane, Stanford and University Park. March 20 and 22 first-/second-round sites: Auburn, Charlottesville, Cincinnati, College Park, Shreveport, Storrs, Waco and Wichita. March 26 and 28 regional sites: Dayton, Spokane. March 27 and 29 regional sites: Dallas, Philadelphia.

BOISE STATE BRONCOS

QUICK FACTS

Location:..... Boise, Idaho
Joined WAC:..... July 1, 2001
Enrollment:..... 19,993
Founded:..... 1932
Nickname:..... Broncos
Colors:..... Blue and Orange
President:..... Dr. Robert Kustra
Athletics Director:..... Gene Bleymaier
Athletic Department:..... (208) 426-1288
Ticket Office:..... (208) 426-4737
Web Site:..... www.broncosports.com

BASKETBALL FACTS

Head Coach..... Gordy Presnell
Basketball Office..... (208) 426-1952

School's All-Time Record...567-471 (.546), 40 yrs
School's All-Time WAC Record...69-73 (.486), 9 yrs
Number of WAC Regular-Season Titles..... 2
Number of WAC Tournament Titles..... 1
Last WAC Tournament Title 2007

2009-10 Record..... 19-12 (.613)
2009-10 WAC Record..... 8-8 (T-4th)

Arena..... Taco Bell Arena (12,400)
Arena Record..... 237-116 (.671), 27 years

NCAA Appearances.....2 (1994, 2007)
NCAA Record..... 0-2 (.000)
WNIT Appearances.....2 (1998, 2008)
WNIT Record..... 1-2 (.333)

Letterwinners Returning/Lost..... 7/4
Starters Returning/Lost..... 2/3

TACO BELL ARENA



BRONCO BITS

- Initially, the strength of this year's Boise State team should be the post positions, where the Broncos have the most experience back. Guards have been considered the strength in the past, but Boise State graduated all-WAC performers Tasha Harris and Jessica Van Hoogen.
- Boise State enters its 10th year as a member of the WAC, coming off a season where it went 19-12 overall and 8-8 in league play, tying for fourth place.
- The Broncos return two starters from last year in senior Janie Bos (9.2 ppg, 7.0 rpg) and sophomore Julia Marshall (5.5 ppg, 2.9 rpg).
- Five other letterwinners return, including Julia Marshall and Lauren Lenhardt, both of whom were named to the WAC All-Freshmen team in 2010.
- Boise State welcomes back two redshirts in junior forwards Nicole Brady and Mandy Munns. Other new faces to the team include junior college transfer guard Kati Isham, freshmen guards Diana Lee and Cinnamon Lister, as well as, freshmen forwards Janelle Kearney and Carly Perkins.
- Boise State has posted four straight seasons with winning records.
- Last year, the Broncos ranked second in the WAC in rebounding (41.9) and third in scoring (70.4).

2010-11 SCHEDULE

Date	Opponent	Time	Date	Opponent	Time
Nov. 7	St. Martins (Exh.)	2 p.m.	Jan. 22	*at Idaho	5 p.m.
Nov. 12	Portland	4 p.m.	Jan. 27	*New Mexico State	7 p.m.
Nov. 14	Idaho State	2 p.m.	Jan. 29	*Louisiana Tech	7 p.m.
Nov. 16	Southern Utah	7 p.m.	Feb. 2	*at Hawai'i	6 p.m.
Nov. 20	Eastern Washington	7 p.m.	Feb. 5	*Utah State	7 p.m.
Nov. 23	at Pepperdine	7 p.m.	Feb. 10	*at Fresno State	7 p.m.
Nov. 27	vs. Texas A&M-Corpus Christi	noon	Feb. 12	*Idaho	6 p.m.
Nov. 28	vs. Texas Southern	noon	Feb. 17	*Fresno State	7 p.m.
Dec. 3	Oregon	7 p.m.	Feb. 19	*Nevada	7 p.m.
Dec. 5	at Seattle	2 p.m.	Feb. 26	*at San Jose State	7:30 p.m.
Dec. 11	Sacramento State	1 p.m.	March 3	*at Louisiana Tech	6 p.m.
Dec. 18	at Weber State	5 p.m.	March 5	*at New Mexico State	3 p.m.
Dec. 20	at Utah Valley	3 p.m.	March 9-12	WAC Tournament	
Dec. 29	Saint Mary's	6 p.m.		Las Vegas, Nev.	
Jan. 2	College of Idaho	2 p.m.			
Jan. 6	*at Utah State	7 p.m.			
Jan. 8	*at Nevada	4:30 p.m.			
Jan. 13	*San Jose State	6 p.m.			
Jan. 15	*Hawai'i	6 p.m.			

!CSU Thanksgiving Classic (Fort Collins, Colo.)
 *WAC Game
 All times local/subject to change


BRONCO ADMINISTRATION



Dr. Robert Kustra
President



Dr. Roger Munger
Faculty Representative



Gene Bleymaier
Athletics Director



Christina Van Tol
Associate AD/SWA



Doug Link
Basketball SID



GORDY PRESNELL

Alma Mater: Northwest Nazarene, '83
Overall Record: 494-186 (.726), 23 years
School Record: 98-59 (.624), 5 years
WAC Record: 49-31 (.613), 5 years

HEAD COACH FILE

- Gordy Presnell is entering his sixth season at Boise State where he has a 98-59 (.624) record.
- Presnell has never experienced a losing season as a head coach in 23 years and should surpass the 500-win plateau this season with a current career mark of 494-186 (.726).
- Boise State has recorded four straight winning seasons under Presnell, including two WAC regular-season titles and one WAC Tournament title.
- During his head coaching career, his teams have averaged 21.5 wins per season in 23 years.
- Presnell has led Boise State to two of the program's five postseason appearances – the 2007 NCAA Tournament and the 2008 WNIT.
- In 23 years, 15 of his teams have advanced to play in national postseason tournaments, twice with Boise State.
- Presnell has accumulated 15 coach of the year honors in 23 seasons. Most recently, he was the 2007 WAC and Russell Athletic/WBCA Region 7 Coach of the Year. Overall, he has received eight conference, five regional and two national coach of the year awards during his career.
- During his five seasons at Boise State, his teams have set the program record for points in a season twice and rebounding in a season three times.

COACHING RECORDS

Year	School	Overall	Conf. (Finish)	Postseason
1987-88	Seattle Pacific	16-11	13-10 (5th)	—
1988-89	Seattle Pacific	24-6	17-5 (4th)	NAIA, 1-1
1989-90	Seattle Pacific	21-9	17-7 (4th)	NAIA, 1-1
1990-91	Seattle Pacific	18-11	7-9 (6th)	NAIA, 0-1
1991-92	Seattle Pacific	17-13	5-5 (4th)	—
1992-93	Seattle Pacific	17-10	7-3 (2nd)	—
1993-94	Seattle Pacific	17-10	6-4 (3rd)	—
1994-95	Seattle Pacific	21-8	7-3 (2nd)	NCAA, 1-1
1995-96	Seattle Pacific	17-10	3-7 (4th)	—
1996-97	Seattle Pacific	26-3	7-1 (1st)	NCAA, 1-1
1997-98	Seattle Pacific	27-3	7-1 (1st)	NCAA, 2-1
1998-99	Seattle Pacific	19-10	11-7 (5th)	NCAA, 0-1
1999-00	Seattle Pacific	21-7	13-5 (3rd)	NCAA, 0-1
2000-01	Seattle Pacific	24-5	18-4 (1st)	NCAA, 1-1
2001-02	Seattle Pacific	22-6	14-4 (2nd)	NCAA, 0-1
2002-03	Seattle Pacific	29-1	18-0 (1st)	NCAA, 2-1
2003-04	Seattle Pacific	30-1	18-0 (1st)	NCAA, 3-1
2004-05	Seattle Pacific	30-3	17-1 (1st)	NCAA, 5-1
2005-06	Boise State	15-15	6-10 (6th)	—
2006-07	Boise State	24-9	12-4 (T-1st)	NCAA 0-1
2007-08	Boise State	24-8	14-2 (T-1st)	WNIT 1-1
2008-09	Boise State	16-15	9-7 (T-5th)	—
2009-10	Boise State	19-12	8-8 (T-4th)	—

Overall Record 494-186 (.726)/23 years
Seattle Pacific Record 396-127 (.757)/18 years
Boise State Record 98-59(.624)/5 years
WAC Record 49-31 (.613)/5 years



ASSISTANT COACHES



Heather Sower
 Boise State '95
 9th Year



Calamity McEntire
 Tennessee '03
 3rd Year



Anthony Turner
 Colorado '08
 1st Year

BOISE STATE TOP PLAYERS AND ROSTER



JANIE BOS
C/F, 6-1, Sr.

One of three returning starters and is the projected starter at center ... has started all 62 games played for the Broncos since transferring from Portland State ... last year, led the WAC in field goal percentage (.530) and ranked tied for seventh in rebounding (7.0) ... led Boise State in rebounding while ranking third in scoring (9.2) ... scored a career-high 29 points to go with 11 rebounds at Idaho on Jan. 16 ... pulled down a career-high 16 boards at Utah State on March 3 ... had eight double-doubles on the season ... has 497 points, 428 rebounds, 67 assists, 26 blocks and 26 steals in two years at Boise State.

CAREER STATISTICS

Year	G-GS	Pts.-Avg.	Reb.	Ass.	Stl.
2006-07*	23-0	197-8.6	120	11	10
2008-09	31-31	213-6.9	211	33	11
2009-10	31-31	284-9.2	217	34	15
Totals	85-62	694-8.2	548	78	36

*stats from Portland State



JULIA MARSHALL
G, 5-9, So.

Enters her second year with Boise State as one of three returning starters ... started 19 of 30 games played as a freshman in 2009-10 ... split time between the two-guard and wing/small-forward positions ... was slowed by a nagging injury, but still managed to be named to the WAC's all-freshman team ... scored a career-high 15 points vs. Fresno State on Feb. 27 ... pulled down a career-high eight rebounds at Louisiana Tech on Feb. 3 ... dished out a career-high five assists vs. Montana State on Dec. 9.

CAREER STATISTICS

Year	G-GS	Pts.-Avg.	Reb.	Ass.	Stl.
2009-10	30-19	166-5.5	87	32	22
Totals	30-19	166-5.5	87	32	22



MELISSA RIMA
F, 6-2, Sr.

One of three returning starters for Boise State in 2010-11 ... the three-year letterwinner moved into a starting role late last year, recording 11 starts in 28 contests played as a junior ... led the team in blocked shots, ranked third in rebounding and fifth on in scoring ... posted her first career double-double with career highs of 24 points and 12 rebounds at New Mexico State on Feb. 6 ... had two or more blocks six times and at least one block in 16 games on the season ... was perfect from the charity stripe six times ... has 384 career points, 306 rebounds, 47 assists and 63 blocks ... ranks 10th all-time in career blocks at Boise State.

CAREER STATISTICS

Year	G-GS	Pts.-Avg.	Reb.	Ass.	Stl.
2007-08	32-0	84-2.6	89	13	14
2008-09	28-11	128-4.6	115	20	16
2009-10	28-11	172-6.1	102	14	30
Totals	88-22	384-4.4	306	47	60

2010-11 ROSTER

No.	Name	Pos.	Ht.	Yr.	Exp.	Hometown (Last School)
1	Heather Pilcher	G	5-8	Jr.	2L	Lynwood, Calif. (Lynwood)
5	Diana Lee	G	5-7	Fr.	HS	North Vancouver, B.C. (Hansworth)
10	Stacie Gross	F	6-0	Jr.	2L	Caldwell, Idaho (Vallivue)
11	Cinnamon Lister	G	5-5	Fr.	HS	Corona, Calif. (Santiago)
14	Janelle Kearney	F	6-1	Fr.	HS	Pomona, Calif. (Diamond Ranch)
21	Melissa Rima	F	6-2	Sr.	3L	Fairbanks, Alaska (Monroe Catholic)
22	Julia Marshall	G	5-9	So.	1L	Wichita, Kan. (Bishop Carroll)
24	Kati Isham	G	5-8	Jr.	TR	Howe, Idaho (Walla Walla JC)
30	Nicole Brady	F	6-0	Jr.	RS	Vernal, Utah (Salt Lake CC)
32	Carly Perkins	F	6-1	Fr.	HS	Kelso, Wash. (Kelso)
33	Kinzi Poteet	F	6-2	So.	1L	Grandview, Wash. (Grandview)
34	Janie Bos	F/C	6-1	Sr.	2L	Ontario, Calif. (Portland State)
42	Mandy Munns	C/F	6-2	RS	TR	Brigham City, Utah (Utah)
44	Lauren Lenhardt	F	6-2	So.	1L	Eagle, Idaho (Eagle)

TEAM PROFILE

Top Returnees	Pts.	Rebs.	Asts.
Janie Bos, Sr., F/C	9.2	7.0	1.1
Stacie Gross, Jr., F	1.1	1.0	0.3
Lauren Lenhardt, So., F	4.5	2.7	0.1
Julia Marshall, So., G	5.5	2.9	1.1
Heather Pilcher, Jr., G	4.0	2.6	1.0
Kinzi Poteet, So., F	3.0	3.4	0.1
Melissa Rima, Sr., F	6.1	3.6	0.5

Key Losses	Pts.	Rebs.	Asts.
Tasha Harris, Sr., G	15.6	5.8	3.5
Rebecca Kepilino, Sr., F	8.2	4.7	1.0
Jessica Van Hoogen, Sr., G	12.4	3.5	2.0
Taylor McGilbra, Fr., G	1.6	1.3	1.3

BOISE STATE CAMPUS



MEDIA INFORMATION

SPORTS INFORMATION

Director Max Corbet
Women's Basketball Contact Doug Link
Address 1910 University Drive
 Boise, ID 83725
Office Number (208) 426-1027
Link's Cell Number (208) 861-2796
Link's E-Mail dlink@boisestate.edu
Fax Number (208) 426-3361
Press Row (208) 426-1503

MEDIA OUTLETS

Associated Press: John Miller
 Office: (208) 343-1894..... FAX: (208) 344-0135

The Idaho Statesman: Nick Jezierny
 Office: (208) 377-6421..... FAX: (208) 377-6449

Idaho Press Tribune: Dave Southorn
 Office: (208) 467-8111..... FAX: (208) 467-9562

The Arbiter (Campus)
 Office: (208) 345-8204..... FAX: (208) 426-3798

KBOI Radio (Flagship)
 Office: (208) 336-3670..... FAX: (208) 336-3735

KTVB-TV (Flagship)
 Office: (208) 321-5667..... FAX: (208) 375-7770

BOISE STATE 2009-10 STATISTICS AND RESULTS

All Games: 19-12

Home: 13-2

Road: 5-10

Neutral: 1-0

Player	GP-GS	Min-Avg	FG-FGA	Pct	3FG-FGA	Pct	FT-FTA	Pct	Off-Def	Rebs-Avg	PF-FO	Ast	TO	Blk	St	Pts-Avg
Harris, Tasha	31-31	1009-32.5	157-356	.441	34-108	.315	136-174	.782	48-131	179-5.8	56-1	107	112	4	54	484-15.6
Van Hoogen, Jessica	31-22	826-26.6	137-375	.365	52-161	.323	58-101	.574	67-42	109-3.5	78-2	63	46	12	69	384-12.4
Bos, Janie	31-31	815-26.3	115-217	.530	0-3	.000	54-71	.761	81-136	217-7.0	63-2	34	60	13	15	284-9.2
Kepilino, Rebecca	31-30	756-24.4	102-222	.459	9-28	.321	40-51	.784	37-108	145-4.7	63-1	30	49	14	26	253-8.2
Rima, Melissa	28-11	486-17.4	50-130	.385	20-52	.385	52-67	.776	33-69	102-3.6	68-1	14	43	24	30	172-6.1
Marshall, Julia	30-19	594-19.8	61-181	.337	21-78	.269	23-36	.639	23-64	87-2.9	51-0	32	43	2	22	166-5.5
Lenhardt, Lauren	31-3	351-11.3	56-123	.455	3-11	.273	25-43	.581	34-49	83-2.7	45-1	4	34	23	11	140-4.5
Pilcher, Heather	31-8	497-16.0	48-172	.279	11-57	.193	17-28	.607	25-56	81-2.6	38-1	31	54	11	34	124-4.0
Poteet, Kinzi	31-0	321-10.4	37-94	.394	0-0	.000	19-36	.528	43-63	106-3.4	35-1	4	25	12	7	93-3.0
McGilbra, Taylor	30-0	335-11.2	9-48	.188	2-21	.095	28-39	.718	10-30	40-1.3	41-0	39	46	10	25	48-1.6
Gross, Stacie	31-0	261-8.4	9-36	.250	7-29	.241	8-10	.800	14-18	32-1.0	24-0	8	19	1	5	33-1.1
TEAM									51-66	117-3.8	0		0			0
Boise State	31		781-1954	.400	159-548	.290	460-656	.701	466-832	1298-41.9	562-10	366	531	126	298	2181-70.4
Opponents	31		741-1889	.392	180-615	.293	418-617	.677	412-790	1202-38.8	557-15	392	559	86	234	2080-67.1

WAC Games: 8-8

Home: 6-2

Road: 2-6

Player	GP-GS	Min-Avg	FG-FGA	Pct	3FG-FGA	Pct	FT-FTA	Pct	Off-Def	Rebs-Avg	PF-FO	Ast	TO	Blk	St	Pts-Avg
Harris, Tasha	16-16	539-33.7	74-170	.435	17-56	.304	71-88	.807	26-66	92-5.8	28-0	54	65	2	25	236-14.8
Bos, Janie	16-16	436-27.3	69-132	.523	0-3	.000	36-47	.766	41-74	115-7.2	35-2	19	35	7	6	174-10.9
Kepilino, Rebecca	16-16	410-25.6	68-138	.493	7-18	.389	20-25	.800	19-54	73-4.6	39-1	16	24	7	9	163-10.2
Van Hoogen, Jessica	16-8	395-24.7	47-152	.309	24-75	.320	13-36	.361	29-18	47-2.9	34-0	32	18	7	27	131-8.2
Rima, Melissa	14-9	271-19.4	32-75	.427	15-35	.429	30-38	.789	13-38	51-3.6	37-1	9	18	15	12	109-7.8
Lenhardt, Lauren	16-2	195-12.2	35-62	.565	2-7	.286	18-31	.581	16-27	43-2.7	21-0	4	20	14	5	90-5.6
Marshall, Julia	15-6	280-18.7	29-93	.312	9-37	.243	16-26	.615	15-35	50-3.3	28-0	13	25	2	9	83-5.5
Pilcher, Heather	16-7	277-17.3	26-88	.295	6-30	.200	7-12	.583	14-28	42-2.6	22-1	18	24	4	14	65-4.1
Poteet, Kinzi	16-0	170-10.6	18-53	.340	0-0	.000	9-17	.529	23-35	58-3.6	17-1	2	11	6	2	45-2.8
Gross, Stacie	16-0	140-8.8	4-15	.267	3-11	.273	2-2	1.000	2-10	12-0.8	9-0	3	8	0	4	13-0.8
McGilbra, Taylor	15-0	138-9.2	1-19	.053	0-10	.000	3-9	.333	3-13	16-1.1	14-0	22	19	3	5	5-0.3
TEAM									28-27	55-3.4	0		0			0
Boise State	16		403-997	.404	83-282	.294	225-331	.680	229-425	654-40.9	284-6	192	267	67	118	1114-69.6
Opponents	16		388-959	.405	92-291	.316	229-341	.672	202-413	615-38.4	283-8	192	264	36	120	1097-68.6

2009-10 RESULTS

Date	Opponent (Attendance)	Result	Date	Opponent (Attendance)	Result
Nov. 13	Western Oregon (626)	W, 76-40	Feb. 3	*at Louisiana Tech (1,729)	L, 53-75
Nov. 15	Weber State (616)	W, 66-58	Feb. 6	*at New Mexico State (1,258)	L, 76-85
Nov. 19	Portland State (522)	W, 92-80	Feb. 10	*Nevada (664)	W, 65-51
Nov. 21	at Idaho State (747)	W, 76-60	Feb. 17	*Idaho (2,027)	W, 73-63
Nov. 24	at Utah Valley (283)	W, 79-55	Feb. 20	*at San Jose State (441)	W, 80-62
Nov. 28	!at UNLV (922)	W, 74-66	Feb. 24	*at Hawai'i (1,592)	L, 64-66
Nov. 29	!vs. Washington State (667)	W, 68-64	Feb. 27	*Fresno State (1,227)	L, 72-95
Dec. 4	at Oregon (1,791)	L, 61-88	March 3	*at Utah State (629)	W, 57-47
Dec. 6	at Portland (392)	L, 65-76	March 6	*Louisiana Tech (3,142)	W, 74-65
Dec. 9	Montana State (583)	W, 63-52	March 10	%at No. 3 Nevada (3,145)	L, 59-64
Dec. 12	at Saint Mary's (302)	L, 72-83			
Dec. 19	Santa Clara (2,417)	W, 75-67		!UNLV Lady Rebel Round-Up (Las Vegas)	
Dec. 21	Seattle (2,418)	W, 57-47		*WAC Game	
Dec. 31	Wyoming (1,006)	W, 73-67		%WAC Tournament (Reno, Nev.)	
Jan. 6	*New Mexico State (565)	L, 83-87 (OT)			
Jan. 9	*at Nevada (723)	L, 52-64			
Jan. 16	*at Idaho (702)	L, 81-84 (OT)			
Jan. 20	*San Jose State (2,883)	W, 75-53			
Jan. 23	*Hawai'i (1,149)	W, 73-64			
Jan. 27	*at Fresno State (2,284)	L, 66-73			
Jan. 30	*Utah State (5,019)	W, 70-63			

RECENT RESULTS

Year	Record	Conference	Post.
1982-83	10-16	4-10 MWAC (7th)	--
1983-84	11-16	4-10 MWAC (6th)	--
1984-85	13-14	5-9 MWAC (T-4th)	--
1985-86	13-13	5-9 MWAC (T-5th)	--
1986-87	10-17	2-10 MWAC (7th)	--
1987-88	18-10	10-6 MWAC (4th)	--
1988-89	18-10	10-6 Big Sky (T-3rd)	--
1989-90	19-12	11-5 Big Sky (T-2nd)	--
1990-91	12-15	8-8 Big Sky (5th)	--
1991-92	22-7	14-2 Big Sky (1st)	--
1992-93	19-8	9-5 Big Sky (3rd)	--
1993-94	23-6	12-2 Big Sky (T-1st)	NCAA
1994-95	16-11	10-4 Big Sky (2nd)	--
1995-96	12-15	9-5 Big Sky (T-2nd)	--
1996-97	9-17	7-7 Big West-E (4th)	--
1997-98	19-11	11-3 Big West-E (1st)	WNIT
1998-99	13-14	7-7 Big West-E (3rd)	--
1999-00	14-14	7-7 Big West-E (3rd)	--
2000-01	12-17	7-7 Big West (T-4th)	--
2001-02	10-20	5-13 WAC (8th)	--
2002-03	10-20	6-12 WAC (8th)	--
2003-04	9-20	5-13 WAC (9th)	--
2004-05	10-19	4-14 WAC (9th)	--
2005-06	15-15	6-10 WAC (6th)	--
2006-07	24-9	12-4 WAC (T-1st)	NCAA
2007-08	24-8	14-2 WAC (T-1st)	WNIT
2008-09	16-15	9-7 WAC (T-5th)	--
2009-10	19-12	8-8 WAC (T-4th)	--

FRESNO STATE BULLDOGS

QUICK FACTS

Location:.....Fresno, Calif.
Joined WAC:.....July 1, 1992
Enrollment:.....19,000
Founded:.....1911
Nickname:.....Bulldogs
Colors:.....Bulldog Red and Blue
President:.....Dr. John D. Welty
Athletics Director:.....Thomas Boeh
Athletic Department:.....(559) 244-5641
Ticket Office:.....(559) 278-3647
Web Site:.....www.gobulldogs.com

BASKETBALL FACTS

Head Coach.....Adrian Wiggins
Basketball Office.....(559) 278-2236

School's All-Time Record 555-496 (.528), 45 yrs
School's All-Time WAC Record...143-139 (.507), 22 yrs
Number of WAC Regular-Season Titles.....3
Number of WAC Tournament Titles.....1
Last WAC Tournament Title.....2009

2009-10 Record.....27-7 (.794)
2009-10 WAC Record.....16-0 (1st)

Arena.....Save Mart Center (16,116)
Arena Record.....66-11 (.857), 6 years

NCAA Appearances.....3 (2008, 2009, 2010)
NCAA Record.....0-3
WNIT Appearances...5 (1986, 1990, 2003, 2005, 2006)
WNIT Record.....6-7 (.462)

Letterwinners Returning/Lost.....8/4
Starters Returning/Lost.....3/2

SAVE MART CENTER



BULLDOG BITS


- Fresno State won a school record 27 games and had a program-best 19-game winning streak during the 2009-10 season, when it earned the program's first-ever at-large berth to the NCAA Tournament.
- Last year, Fresno State went 16-0 in WAC play for the first time in school history. The Bulldogs have won 18 straight WAC regular-season games.
- Fresno State, which ranked fourth nationally with 8.9 three-pointers per game last year, has hit a trey in 99 straight games.
- Jaleesa Ross earned WBCA honorable mention All-America honors. She was also named WAC Defensive Player of the Year and was named first team all-WAC for the second-straight year.
- Hayley Munro earned second team all-WAC honors for the second consecutive year.
- Ross is the school's career three-pointer leader with 287 long balls. With 1,464 points, she needs 315 to become the program's all-time leading scorer.
- The Bulldogs have been to three straight NCAA Tournaments.

2010-11 SCHEDULE

Date	Opponent	Time	Date	Opponent	Time
Nov. 6	Fresno Pacific (Exh.)	6 p.m.	Jan. 24	*Hawai'i	6 p.m.
Nov. 12	at Santa Clara	6 p.m.	Jan. 27	*San Jose State	7 p.m.
Nov. 14	at Sacramento State	2 p.m.	Jan. 29	*at Nevada	2 p.m.
Nov. 17	Cal Poly	7 p.m.	Feb. 3	*at New Mexico State	7 p.m.
Nov. 20	UC Irvine	2 p.m.	Feb. 5	*at Louisiana Tech	7 p.m.
Nov. 22	at Oklahoma	7 p.m.	Feb. 10	*Boise State	7 p.m.
Nov. 28	Pepperdine	2 p.m.	Feb. 12	*Utah State	2 p.m.
Dec. 1	at Pacific	6 p.m.	Feb. 17	*at Boise State	7 p.m.
Dec. 4	TCU	2 p.m.	Feb. 24	*Idaho	6 p.m.
Dec. 8	at Cal State Bakersfield	7 p.m.	Feb. 27	*at Hawai'i	5 p.m.
Dec. 12	at Stanford	1 p.m.	March 3	*at San Jose State	5 p.m.
Dec. 18	!vs. UC Santa Barbara	3 p.m.	March 5	*Nevada	6 p.m.
Dec. 19	!vs. St. John's/Southern Miss	TBD	March 9-12	WAC Tournament	
Dec. 29	USC	6 p.m.		Las Vegas, Nev.	
Jan. 3	UC Riverside	6 p.m.			
Jan. 8	*at Utah State	7 p.m.			
Jan. 10	*at Idaho	6 p.m.			
Jan. 13	*Louisiana Tech (ESPNU)	6 p.m.			
Jan. 15	*New Mexico State	6 p.m.			

!St. John's Holiday Classic (New York City)
WAC Game
All times local/subject to change

BULLDOG ADMINISTRATION



Dr. John D. Welty
President



Dr. Roger Munger
Faculty Representative



Thomas Boeh
Athletics Director



Betsy Mosher
Senior Associate AD/SWA



Jenny Starks
SID



ADRIAN WIGGINS

Alma Mater: Cameron, '95
Overall Record: 162-69 (.701), 8 years
School Record: 122-52 (.701), 6 years
WAC Record: 72-16 (.818), 6 years

HEAD COACH FILE

- Adrian Wiggins was named WBCA Region 7 Coach of the Year and was a finalist for National Coach of the Year last season.
- Wiggins has been named the WAC Coach of the Year two of the last three years.
- Last year, he guided the Bulldogs to the best season in school history with a 27-7 record and a school record 19-game winning streak.
- In his five seasons as a head coach, Wiggins is averaging 23 wins a season.
- He earned his 100th victory at Fresno State against Loyola Marymount on Dec. 5, 2009.
- Wiggins has produced a 66-11 record at the Save Mart Center.
- He has 86 career wins by 10 points or more.
- Wiggins has guided his team to 18-straight WAC regular-season wins, dating back to the 2008-09 season.
- His teams have won 20 or more games in four of the last five years.

COACHING RECORDS

Year	School	Overall	Conf. (Finish)	Postseason
2000-01	Cameron	15-12	7-5 (T-3rd)	—
2001-02	Cameron	25-5	10-2 (1st)	NCAA, 1-1
2004-05	Fresno State	7-4	6-2 (T-4th)	WNIT, 0-1
2005-06	Fresno State	24-8	15-1 (2nd)	WNIT, 2-1
2006-07	Fresno State	18-13	9-7 (T-4th)	—
2007-08	Fresno State	22-11	14-2 (T-1st)	NCAA, 0-1
2008-09	Fresno State	24-9	12-4 (T-1st)	NCAA, 0-1
2009-10	Fresno State	27-7	16-0 (1st)	NCAA, 0-1

Overall Record 162-69 (.701)/8 years
Fresno State Record 122-52 (.701)/6 years
WAC Record 72-16 (.818)/6 years



ASSISTANT COACHES



Brett Frank
SE Oklahoma '95
 8th Year



Sadiaa Jones
SE Oklahoma '99
 5th Year



Amy Parrish
Fresno State '06
 3rd Year

FRESNO STATE TOP PLAYERS AND ROSTER



EMMA ANDREWS
G, 5-5, Sr.

Played in 31 games, starting six ... averaged 7.9 points and 21.8 minutes a game ... scored a career-high 23 points at Loyola Marymount on Dec. 5 and had 21 points against Boise State on Feb. 27 on ES-PNU ... earned Academic all-WAC honors ... had a season-high four steals against Sacramento State ... tied her career-high in rebounds with five against Baylor and at Nevada ... shot 40 percent from the field and 77.8 percent from the free throw line ... named to the WAC All-Tournament team in 2008.

CAREER STATISTICS

Year	G-GS	Pts.-Avg.	Reb.	Ast.	Stl.
2007-08	33-32	172-5.2	68	72	32
2009-10	31-6	244-7.9	67	53	39
Totals	64-38	416-6.5	135	125	71



HAYLEY MUNRO
G/F, 6-1, Jr.

Two-time second team all-WAC selection ... two-time Academic all-WAC honoree ... named to the WAC Tournament team last year after averaging 14.3 points and 5.3 rebounds over the three games ... averaged 11.7 points and 4.8 rebounds ... became only the 17th player in Fresno State history to score 1,000 points ... scored a season-high 21 points at USC ... tied her career-high in rebounds with 13 at Louisiana Tech ... ranks No. 10 on the Fresno State all-time rebounding list with 578 boards ... named to the 2009-10 Preseason all-WAC team ... named to the 2007-08 WAC All-Freshman Team.

CAREER STATISTICS

Year	G-GS	Pts.-Avg.	Reb.	Ast.	Stl.
2007-08	32-31	284-8.9	197	92	29
2008-09	33-32	332-10.1	222	71	30
2009-10	33-26	385-11.7	159	50	40
Totals	98-89	1001-10.2	578	213	99



JALEESA ROSS
G, 5-8, Jr.

Named a WBCA honorable mention All-American as a junior ... named to the WBCA All-Region Team ... WAC Defensive Player of the Year ... first-team all-WAC and WAC all-tournament team selection ... named to the Preseason all-WAC team ... holds the Fresno State career three-point record with 287, good for fourth in the WAC ... broke her own single-season three-point record with 103 last year ... earned Academic all-WAC honors ... led the WAC in scoring (17.4) and led the team in rebounding (5.9), assists (2.9) and steals (2.1) ... scored in double figures in all but three games.

CAREER STATISTICS

Year	G-GS	Pts.-Avg.	Reb.	Ast.	Stl.
2007-08	33-28	421-12.8	155	62	50
2008-09	33-33	451-13.7	153	78	57
2009-10	34-34	592-17.4	201	98	72
Totals	100-95	1464-14.6	509	238	179

2010-11 ROSTER

No.	Name	Pos.	Ht.	Yr.	Exp.	Hometown (Last School)
1	Taja Edwards	F	5-11	Sr.	3L	Long Beach, Calif. (Long Beach Poly)
2	Hayley Munro	G/F	6-1	Sr.	3L	Montmorency, Victoria, Australia (Viewbank College)
3	Alex Furr	G	5-8	Fr.	HS	Athens, Texas (Athens)
4	Jaleesa Ross	G	5-8	Sr.	3L	Pinole, Calif. (Pinole Valley)
5	Bree Farley	G	5-10	Fr.	HS	South Kadia, South Australia (Lake Ginniderra College)
10	Marnique Arnold	G/F	5-9	Sr.	3L	Pinole, Calif. (Pinole Valley)
11	Emma Andrews	G	5-5	Sr.	2L	Berwick, Victoria, Australia (St. Margaret's School)
12	Ali Drennan	F	5-9	So.	1L	Melbourne, Victoria, Australia (Caulfield Grammar School)
21	Jeanna Furst	C	6-3	So.	1L	Phoenix, Ariz. (Xavier Preparatory)
22	Jalei Kinder	G	5-7	Fr.	HS	Bakersfield, Calif. (Stockdale)
23	Blakely Goldberg	G/F	5-10	Jr.	TR	Fresno, Calif. (Fresno City)
24	KiKi Moore	G	5-8	So.	TR	San Francisco, Calif. (Washington State)
25	Rosie Moulton	G/F	6-0	So.	1L	Olinda, Victoria, Australia (Vermont Secondary)
33	Taylor Thompson	G	5-5	Fr.	RS	Cache, Okla. (Cache)
45	Veronica Wilson	C	6-2	Jr.	RS	Pickerington, Ohio (Boston College)

TEAM PROFILE

Top Returnees	Pts.	Rebs.	Asts.
Emma Andrews, Sr., G	7.9	2.2	1.7
Marnique Arnold, Sr., G/F	5.3	3.7	1.4
Rosie Moulton, So., G/F	7.3	4.9	1.9
Hayley Munro, Sr., G/F	11.7	4.8	1.5
Jaleesa Ross, Sr., G	17.4	5.9	2.9

Key Losses	Pts.	Rebs.	Asts.
LaShay Fears, Sr., G	6.9	1.7	2.3
Joh-Teena Filipe, Sr., F	8.5	5.5	1.6
Brittney Jones, Sr., G	2.1	1.0	0.5
Ashley Walker, Sr., G	2.8	1.3	0.0

FRESNO STATE CAMPUS



MEDIA INFORMATION

SPORTS INFORMATION

Director Steve Weakland
Women's Basketball Contact Jenny Starks
Address 5048 N. Jackson Ave., M/S LS 135
 Fresno, CA 93740
Office Number (559) 278-2509
Stark's Cell Number (559) 389-1901
Stark's E-Mail jstarks@csufresno.edu
Fax Number (559) 278-2689
Press Row (559) 347-3699

MEDIA OUTLETS

Associated Press Juliana Barbassa
 Office: (559) 264-3009 Fax: (559) 255-4450

Fresno Bee Jeff Davis
 Office: (559) 441-6379 Fax: (559) 441-6070

Daily Collegian (Campus)
 Office: (559) 278-2486 Fax: (559) 278-2679

1430 ESPN Radio (Flagship)
 Office: (559) 447-3570 Fax: (559) 447-3579

FRESNO STATE 2009-10 STATISTICS AND RESULTS

All Games: 27-7

Home: 13-1

Road: 11-3

Neutral: 3-3

Player	GP-GS	Min-Avg	FG-FGA	Pct	3FG-FGA	Pct	FT-FTA	Pct	Off-Def	Rebs-Avg	PF-FO	Ast	TO	Blk	St	Pts-Avg
Ross, Jaleesa	34-34	1110-32.6	215-450	.478	103-253	.407	59-78	.756	63-138	201-5.9	62-0	98	60	17	72	592-17.4
Munro, Hayley	33-26	748-22.7	120-295	.407	47-129	.364	98-124	.790	53-106	159-4.8	71-1	50	55	10	40	385-11.7
Filipe, Joh-Teena	33-29	654-19.8	105-245	.429	23-67	.343	48-59	.814	70-110	180-5.5	84-2	54	69	24	39	281-8.5
Andrews, Emma	31-6	676-21.8	79-197	.401	23-69	.333	63-81	.778	19-48	67-2.2	54-0	53	62	0	39	244-7.9
Moult, Rosie	34-30	919-27.0	85-243	.350	60-172	.349	17-27	.630	44-124	168-4.9	72-1	64	43	19	48	247-7.3
Fears, LaShay	34-34	945-27.8	80-188	.426	15-49	.306	58-74	.784	17-41	58-1.7	51-0	78	73	2	29	233-6.9
Arnold, Marnique	34-6	666-19.6	70-204	.343	5-33	.152	36-74	.486	53-73	126-3.7	64-0	49	77	10	37	181-5.3
Edwards, Taja	34-3	564-16.6	65-126	.516	6-12	.500	23-41	.561	70-83	153-4.5	60-0	19	26	3	22	159-4.7
Walker, Ashley	4-0	42-10.5	1-12	.083	1-8	.125	8-9	.889	1-4	5-1.3	2-0	0	2	0	0	11-2.8
Drennan, Ali	27-0	238-8.8	24-65	.369	9-35	.257	13-24	.542	11-15	26-1.0	21-0	18	27	0	8	70-2.6
Furst, Jeanna	15-1	119-7.9	16-26	.615	1-2	.500	1-6	.167	9-16	25-1.7	12-0	2	4	2	5	34-2.3
Jones, Brittny	20-1	144-7.2	14-42	.333	8-25	.320	6-10	.600	3-16	19-1.0	6-0	10	20	0	8	42-2.1
TEAM									62-56	118-3.5	0		16			0
Fresno State	34		874-2093	.418	301-854	.352	430-607	.708	475-830	1305-38.4	559-4	495	534	87	347	2479-72.9
Opponents	34		785-1928	.407	138-462	.299	360-557	.646	418-843	1261-37.1	548-7	413	668	88	229	2068-60.8

WAC Games: 16-0

Home: 8-0

Road: 8-0

Player	GP-GS	Min-Avg	FG-FGA	Pct	3FG-FGA	Pct	FT-FTA	Pct	Off-Def	Rebs-Avg	PF-FO	Ast	TO	Blk	St	Pts-Avg
Ross, Jaleesa	16-16	518-32.4	107-202	.530	49-108	.454	29-40	.725	30-57	87-5.4	28-0	55	26	6	47	292-18.3
Munro, Hayley	16-14	388-24.3	59-149	.396	22-59	.373	61-79	.772	31-53	84-5.3	34-1	24	27	3	22	201-12.6
Filipe, Joh-Teena	16-16	328-20.5	51-111	.459	8-27	.296	31-39	.795	30-68	98-6.1	39-0	31	40	14	19	141-8.8
Moult, Rosie	16-15	420-26.3	45-113	.398	28-77	.364	7-9	.778	14-57	71-4.4	36-1	29	19	8	25	125-7.8
Andrews, Emma	16-0	332-20.8	40-95	.421	9-34	.265	33-45	.733	7-23	30-1.9	23-0	20	27	0	23	122-7.6
Fears, LaShay	16-16	430-26.9	39-83	.470	6-15	.400	27-39	.692	8-18	26-1.6	20-0	37	27	1	17	111-6.9
Edwards, Taja	16-0	258-16.1	30-54	.556	0-3	.000	14-27	.519	27-41	68-4.3	24-0	9	13	1	9	74-4.6
Arnold, Marnique	16-2	299-18.7	30-93	.323	1-14	.071	13-28	.464	24-33	57-3.6	19-0	20	43	6	18	74-4.6
Drennan, Ali	13-0	117-9.0	18-37	.486	7-20	.350	4-9	.444	7-9	16-1.2	13-0	9	8	0	1	47-3.6
Jones, Brittny	8-1	75-9.4	7-23	.304	4-13	.308	5-6	.833	1-10	11-1.4	3-0	4	10	0	6	23-2.9
Furst, Jeanna	7-0	60-8.6	6-13	.462	0-1	.000	1-4	.250	4-8	12-1.7	8-0	1	3	1	1	13-1.9
TEAM									28-27	55-3.4	0		9			0
Fresno State	16		432-973	.444	134-371	.361	225-325	.692	211-404	615-38.4	247-2	239	252	40	188	1223-76.4
Opponents	16		354-892	.397	62-208	.298	158-254	.622	184-383	567-35.4	269-6	165	338	39	111	928-58.0

2009-10 RESULTS

Date	Opponent (Attendance)	Result	Date	Opponent (Attendance)	Result
Nov. 13	at UC Santa Barbara (1,813)	W, 84-76	Jan. 30	*at San Jose State (683)	W, 68-31
Nov. 15	at USC (834)	L, 63-68	Feb. 6	*at Hawai'i (1,643)	W, 78-69
Nov. 18	at TCU (2,009)	L, 52-63	Feb. 10	*Idaho (2,345)	W, 85-38
Nov. 22	Saint Mary's (2,329)	W, 94-81	Feb. 13	*New Mexico State (2,615)	W, 71-60
Nov. 27	!vs. Boston College (769)	L, 75-83	Feb. 17	*at Utah State (504)	W, 69-63
Nov. 28	!vs. Hampton (722)	W, 66-54	Feb. 20	*Nevada (4,069)	W, 69-58
Dec. 3	at UC Irvine (189)	W, 63-60	Feb. 24	*at LA Tech (1,893)	W, 81-78 (OT)
Dec. 5	at Loyola Marymount (506)	W, 82-68	Feb. 27	*at Boise State (2,034)	W, 95-72
Dec. 8	Sacramento State (2,120)	W, 105-57	March 3	*San Jose State (3,412)	W, 83-47
Dec. 12	UNLV (2,362)	W, 63-45	March 10	%vs. No. 8 Hawai'i (743)	W, 83-55
Dec. 20	at No. 23 West Virginia (91)	L, 52-72	March 12	%vs. No. 4 Idaho (2,001)	W, 80-66
Dec. 22	Pacific (2,203)	W, 63-33	March 13	%vs. No. 2 LA Tech (745)	L, 66-68
Dec. 30	No. 2/2 Stanford (3,859)	L, 46-68	March 20	#vs. Baylor (2,572)	L, 55-69
Jan. 2	Cal State Bakersfield (2,139)	W, 64-54		ISMU Tournament (Dallas, Texas)	
Jan. 6	*Hawai'i (3,095)	W, 83-42		*WAC Game	
Jan. 9	*at Idaho (326)	W, 72-64		%WAC Tournament (Reno, Nev.)	
Jan. 13	*at New Mexico State (1,311)	W, 77-67		#NCAA Tournament (Berkeley, Calif.)	
Jan. 16	*Utah State (3,422)	W, 73-46			
Jan. 21	*at Nevada (733)	W, 75-66			
Jan. 23	*Louisiana Tech (3,449)	W, 71-61			
Jan. 27	*Boise State (2,284)	W, 73-66			

RECENT RESULTS

Year	Record	Conference	Post.
1982-83	15-12	6-8 NorPac (7th)	—
1983-84	18-11	8-6 NorPac (5th)	—
1984-85	20-9	8-4 NorPac (4th)	—
1985-86	21-9	8-4 NorPac (3rd)	WNIT
1986-87	22-8	12-6 PCAA (4th)	—
1987-88	16-12	11-7 PCAA (5th)	—
1988-89	18-12	9-9 Big West (6th)	—
1989-90	21-12	11-7 Big West (4th)	WNIT
1990-91	16-13	9-9 Big West (6th)	—
1991-92	13-15	7-11 Big West (7th)	—
1992-93	10-17	4-10 WAC (7th)	—
1993-94	13-15	5-9 WAC (5th)	—
1994-95	14-14	5-9 WAC (6th)	—
1995-96	11-16	4-10 WAC (6th)	—
1996-97	14-13	7-9 WAC (5th-Pac)	—
1997-98	12-16	6-8 WAC (4th Pac)	—
1998-99	9-19	4-10 WAC (7th Pac)	—
1999-00	11-18	4-10 WAC (6th)	—
2000-01	10-19	6-10 WAC (6th)	—
2001-02	9-20	4-14 WAC (9th)	—
2002-03	21-13	11-7 WAC (3rd)	WNIT
2003-04	13-16	7-11 WAC (6th)	—
2004-05	20-11	10-8 WAC (T-4th)	WNIT
2005-06	24-8	14-2 WAC (2nd)	WNIT
2006-07	18-13	10-6 WAC (T-3rd)	—
2007-08	22-11	14-2 WAC (T-1st)	NCAA
2008-09	24-9	12-4 WAC (T-1st)	NCAA
2009-10	27-7	16-0 WAC (1st)	NCAA

HAWAI'I RAINBOW WAHINE

QUICK FACTS

Location:.....Honolulu, Hawai'i
Joined WAC:.....July 1, 1979
Enrollment:.....20,000
Founded:.....1907
Nickname:.....Rainbow Wahine
Colors:.....Green, Black, White and Silver
Chancellor:.....Virginia S. Hinshav
Athletics Director:.....Jim Donovan
Athletic Department:.....(808) 956-7301
Ticket Office:.....(808) 956-4482
Web Site:.....www.hawaiiathletics.com

BASKETBALL FACTS

Head Coach.....Dana Takahara-Dias
Basketball Office.....(808) 956-8185

School's All-Time Record...552-393 (.584), 36 yrs
School's All-Time WAC Record...125-101 (.553), 13 yrs
Number of WAC Regular-Season Titles.....1
Number of WAC Tournament Titles.....0

2009-10 Record.....10-20 (.333)
2009-10 WAC Record.....4-12 (8th)

Arena.....Stan Sheriff Center (10,300)
Arena Record.....179-101 (.639), 13 years

NCAA Appearances...5 (1989, 1990, 1994, 1996, 1998)
NCAA Record.....1-5 (.167)
WNIT Appearances.....6 (1982, 1991, 2000-03)
WNIT Record.....5-8 (.385)

Letterwinners Returning/Lost.....10/4
Starters Returning/Lost.....3/2

STAN SHERIFF CENTER



RAINBOW WAHINE BITS

- Hawai'i returns 10 letterwinners, including three starters, from last year's team that posted a 10-20 overall record.
- Among the returnees are the top three scorers for UH last season, including senior Keisha Kanekoa, who returns as the team's leading scorer for the last two seasons. Kanekoa averaged 11.2 points per game while also leading the 'Bows in three-point field goal percentage (.392), free-throw percentage (.774) and overall points (337).
- The Rainbow Wahine also welcome back senior guard Megan Tinnin, who redshirted the 2009-10 season. In her career, Tinnin has played in 79 games with 46 starts while averaging 7.9 points per game.
- Shawna Kuehu returns after receiving a medical hardship waiver for last season. At the time of the injury, Kuehu was leading the Rainbow Wahine through five games, averaging 12.6 points, 6.6 rebounds and 1.6 blocks.
- UH adds four recruits to this year's squad.
- Hawai'i ranked third in the WAC in field goal percentage (.402) and fourth in three-point field-goal percentage (.309).
- Hawai'i sports an incredibly diverse roster with players from five different states and five foreign countries.

2010-11 SCHEDULE

Date	Opponent	Time	Date	Opponent	Time
Nov. 4	Chaminade (Exh.)	7 p.m.	Jan. 27	*at Utah State	7 p.m.
Nov. 11	BYU-Hawai'i (Exh.)	7 p.m.	Jan. 31	*Nevada	7 p.m.
Nov. 19	!Cal State Northridge	5 p.m.	Feb. 2	*Boise State	6 p.m.
Nov. 20	!Eastern Michigan	3 p.m.	Feb. 5	*Idaho	7 p.m.
Nov. 21	!Oregon State	5 p.m.	Feb. 12	*at Nevada	7 p.m.
Nov. 26	@North Carolina Central	7 p.m.	Feb. 15	*at New Mexico State	7 p.m.
Nov. 27	@TBA	7 p.m.	Feb. 17	*at Louisiana Tech	7 p.m.
Nov. 28	@TBA	6 p.m.	Feb. 24	*San Jose State	5 p.m.
Dec. 2	at Portland State	7 p.m.	Feb. 27	*Fresno State	5 p.m.
Dec. 4	at Portland	7 p.m.	March 3	*Utah State	7 p.m.
Dec. 19	#UCLA	7 p.m.	March 9-12	WAC Tournament	
Dec. 21	#East Carolina	2 p.m.		Las Vegas, Nev.	
Dec. 28	\$Columbia	7 p.m.			
Dec. 29	\$Cal State Bakersfield	7 p.m.			
Dec. 30	\$UNLV	7 p.m.			
Jan. 6	*New Mexico State	5 p.m.			
Jan. 8	*Louisiana Tech	5 p.m.			
Jan. 13	*at Idaho	6 p.m.			
Jan. 15	*at Boise State	6 p.m.			
Jan. 22	*at San Jose State	7 p.m.			
Jan. 24	*at Fresno State	6 p.m.			

Jack in the Box Rainbow Wahine Classic (Honolulu)
 @Marriott Rainbow Wahine Showdown (Honolulu)
 #Chevron Rainbow Wahine Shootout (Hilo, Hawai'i)
 \$Pepsi Rainbow Wahine Classic (Honolulu)
 *WAC Game
 All times local/subject to change

RAINBOW WAHINE ADMINISTRATION



Virginia Hinshav
Chancellor



Peter Nicholson
Faculty Representative



Jim Donovan
Athletics Director



Marilyn Moniz-Kaho'ohanohano
Associate AD/SWA



Kara Nishimura
SID



DANA TAKAHARA-DIAS

Alma Mater: Hawai'i, '88
Overall Record: 10-20 (.333), 1 year
School Record: same
WAC Record: 4-12 (.250), 1 year



HEAD COACH FILE

- Dana Takahara-Dias enters her second season as head coach of the Rainbow Wahine. In 2009-10, she posted a 10-20 record overall and went 4-12 in conference play. UH went 7-6 at home, 2-11 on the road and was 1-3 at neutral sites in 2009-10.
- Takahara-Dias is the seventh head coach in UH women's basketball history and first former-player to hold the position.
- She is also just the second female to serve as the UH women's basketball head coach.
- Takahara-Dias became the fourth Hawaii women's basketball head coach to win their UH debut game after winning at UC Riverside 63-58.
- She began her career at UH in 1984 as a walk-on point guard for the Rainbow Wahine and later earned a scholarship, playing in 80 career games. She started 17 games as a junior and served as team captain during her senior season.
- Takahara-Dias was a player and administrative assistant under former UH head coach Vince Goo. Her staff includes another former UH player and assistant-coach, Da Houli, and newcomers Gabe Henry and Margot Richards.
- Previously, Takahara-Dias served as head coach at Moanalua High school for six years, leading the Menehune to a pair of league titles. She also was head coach of the Team Aloha All-Star high school basketball ball team for several years.
- Following her high school coaching career, she was the school's assistant athletics director for two seasons before serving as the athletics director in 2001. Takahara-Dias oversaw 52 teams and more than 700 student-athletes.
- Takahara-Dias has been and remains active in the community and has brought that sense of community service to the program. She is an active member of the Hawai'i Okinawan Association, the Hawai'i Recreation & Parks Association, the UH Letterwinners Club, and is on the State of Hawai'i's Advisory Commission for Gender Equity in Sports.

COACHING RECORDS

Year	School	Overall	Conf. (Finish)	Postseason
2009-10	Hawai'i	10-20	4-12 WAC (8th)	—

Overall Record 10-20 (.333)/1 year
Hawai'i Record 10-20 (.333)/1 year
WAC Record 4-12 (.250)/1 year

ASSISTANT COACHES



Da Houli
Cal State Fullerton '89
 2nd Year



Gabe Henry
Missouri Valley College '05
 1st Year



Margot Richards
Cal State Stanislaus '03
 1st Year

HAWAI'I TOP PLAYERS AND ROSTER



BREANNA ARBUCKLE
F, 6-0, So.

Started all 30 games last year as a sophomore ... led the team with 186 rebounds and 41 blocks, and had 30 steals and 262 points ... ranked third in the WAC in field goal percentage (.497), fourth in blocks (1.37) and eighth in defensive rebounds (4.3) ... posted three double-doubles on the year ... scored a career-high 18 points to go with six rebounds, two assists and three blocks against Idaho on Jan. 13 ... had a career-high 16 rebounds to go with 11 points, four assists and a block against Boise State on Feb. 24 ... dished out a career-high five assists against East Tennessee State on Nov. 29 ... played in 29 games as a true freshman, starting one.

CAREER STATISTICS

Year	G-GS	Pts.-Avg.	Reb.	Ast.	Stl.
2008-09	29-1	129-4.4	63	9	9
2009-10	30-30	262-8.7	186	40	30
Totals	59-31	391-6.6	249	49	39



KEISHA KANEKOA
G, 5-6, Sr.

Started all 30 games ... on the year, posted a .774 free throw percentage, 103 rebounds, 105 assists and 40 blocks, and led the team with 337 points ... ranked second in the WAC in assists (3.5), fifth in free throw percentage (.774) and assist/turnover ratio (0.86) and eighth in minutes played (32.2) ... scored a career-high 22 points against San Jose State on Feb. 17 ... is just 140 points away from joining UH's 1,000 point club ... earned the team's Ah Chew Goo award, given to the person representing overall outstanding performance and named after former UH basketball coach ... led the WAC in free throw percentage (.831) as a sophomore in 2008-09.

CAREER STATISTICS

Year	G-GS	Pts.-Avg.	Reb.	Ast.	Stl.
2007-08	30-15	227-7.6	65	83	34
2008-09	27-27	296-11.0	121	88	46
2009-10	30-30	337-11.2	103	105	40
Totals	87-72	860-9.9	289	276	120



MEGAN TINNIN
F, 6-1, Sr.

Redshirted last season ... as a junior in 2008-09, was the only Rainbow Wahine to start and play in every game, averaging 8.5 points and 5.8 rebounds ... recorded her second career double-double against Toledo, scoring 12 points and grabbing 11 rebounds ... scored a season-high 18 points against Utah Valley ... posted three double-doubles on the season, including a 12-point, 12-rebound game against No. 19 Purdue ... had four double-digit rebounding games and 13 double-figure scoring games ... was one of four UH players to be named academic all-WAC.

CAREER STATISTICS

Year	G-GS	Pts.-Avg.	Reb.	Ast.	Stl.
2006-07	26-0	35-1.3	44	8	4
2007-08	24-17	153-6.4	107	46	17
2008-09	31-31	262-8.5	179	85	26
Totals	81-48	450-5.6	330	139	47

2010-11 ROSTER

No.	Name	Pos.	Ht.	Yr.	Exp.	Hometown (Last School)
2	Sydney Haydel	G	5-8	Fr.	HS	Woodland Hills, Calif. (Harvard-Westlake)
10	Megan Tinnin	G	5-10	RS-Sr.	3L	Albuquerque, N.M. (St. Pius X)
11	Katie Wilson	C	6-3	RS-Jr.	2L	St. Catharines, Ontario, Canada (Governor Simcoe Secondary)
12	Breanna Arbuckle	F	6-0	Jr.	2L	Chandler, Ariz. (Chandler)
14	Julita Bungaite	F/C	6-2	Sr.	1L	Vilnius, Lithuania (Weatherford College)
20	Shawna Kuehu	G/F	5-10	Fr.	RS	'Aiea, O'ahu (Punahou School)
21	Keisha Kanekoa	G	5-6	Sr.	3L	Honoka'a, Hawai'i (Honoka'a)
22	Rebecca Dew	C	6-4	Jr.	2L	Auckland, New Zealand (Family Christian Academy)
24	Allie Patterson	G/F	6-1	Sr.	2L	Rancho Cucamonga, Calif. (St. John's)
25	Mai Ayabe	G	5-4	Sr.	1L	Fukuoka, Japan (Chikushi Jogakuen)
31	Courtney Gaddis	G	5-11	Jr.	1L	Honolulu, O'ahu (Whitworth University)
32	Keianna Evans	G	5-7	Jr.	JC	Fayetteville, N.C. (Kaskaskia College)
	Kamilah Jackson	F	6-0	Fr.	HS	Oakland, Calif. (Sacred Heart Cathedral)
	Carlotta Mingo	C	6-0	Jr.	TR	Mahaica, Guyana (Harcum College)

TEAM PROFILE

Top Returnees	Pts.	Rebs.	Asts.
Breanna Arbuckle, Jr., F	8.7	6.2	1.3
Julita Bungaite, Sr., F/C	6.1	3.9	0.8
Keisha Kanekoa, Sr., G	11.2	3.4	3.5
Shawna Kuehu, Fr., G/F	12.6	6.6	1.6
Allie Patterson, Sr., G/F	6.4	3.0	0.7
Megan Tinnin, Sr., G*	10.3	5.0	1.0

*stats from 2008-09 season

Key Losses	Pts.	Rebs.	Asts.
Leilani Galdones, Sr., G	7.9	2.7	1.4
Dita Liepkalne, Sr., F	7.7	4.6	2.5
Briauna Linton, So., G	2.8	1.5	0.2

HAWAI'I CAMPUS



MEDIA INFORMATION

SPORTS INFORMATION

Director Derek Inouchi
Women's Basketball Contact ...Kara Nishimura
Address 1337 Lower Campus Drive
 Honolulu, HI 96822
Office Number (808) 956-5087
Nishimura's Cell Number (808) 497-0638
Nishimura's E-Mail karakn@hawaii.edu
Fax Number (808) 956-4470
Press Row (808) 956-9408

MEDIA OUTLETS

Associated Press: Jaymes Song
 Office: (808) 533-2422..... FAX: (808) 531-1213

Honolulu Star Advertiser

Office: (808) 529-4782..... FAX: (808) 529-4787

Ka Leo (Campus)

Office: (808) 956-7043..... FAX: (808) 956-9962

ESPN 1420 (Flagship)

Office: (808) 536-0039.....Fax: (808) 536-0327

KFVE-TV (Flagship)

Office: (808) 847-3246.....Fax: (808) 845-3616

HAWAII 2009-10 STATISTICS AND RESULTS

All Games: 10-20

Home: 7-6

Road: 2-11

Neutral: 1-3

Player	GP-GS	Min-Avg	FG-FGA	Pct	3FG-FGA	Pct	FT-FTA	Pct	Off-Def	Rebs-Avg	PF-FO	Ast	TO	Blk	St	Pts-Avg
Kuehu, Shawna	5-4	144-28.8	24-69	.348	0-5	.000	15-24	.625	12-21	33--6.6	14-0	8	15	8	5	63-12.6
Kanekoa, Keisha	30-30	967-32.2	114-272	.419	20-51	.392	89-115	.774	33-70	103-3.4	77-3	105	122	2	40	337-11.2
Arbuckle, Breanna	30-30	838-27.9	94-189	.497	3-9	.333	71-147	.483	57-129	186-6.2	103-5	40	89	41	30	262-8.7
Galdones, Leilani	29-16	715-24.7	78-224	.348	37-112	.330	35-46	.761	26-53	79-2.7	26-0	40	50	3	29	228-7.9
Liepkalne, Dita	30-27	916-30.5	82-243	.337	26-88	.295	41-58	.707	36-101	137-4.6	64-1	74	89	5	25	231-7.7
Patterson, Allie	30-12	625-20.8	76-184	.413	5-27	.185	34-59	.576	26-63	89-3.0	81-2	22	64	8	19	191-6.4
Bungaite, Julita	25-10	583-23.3	62-148	.419	23--66	.348	6-10	.600	31-67	98-3.9	38-0	19	44	20	7	153-6.1
Dew, Rebecca	30-21	461-15.4	63-146	.432	0-0	.000	17-33	.515	55-84	139-4.6	74-1	10	68	11	11	143-4.8
Ayabe, Mai	15-0	194-12.9	18-46	.391	8-22	.364	4-8	.500	8-14	22-1.5	14-0	14	22	1	5	48-3.2
Linton, Briauana	24-0	238-9.9	24-59	.407	1-7	.143	18--33	.545	11-25	36-1.5	19-0	5	20	1	4	67-2.8
Wilson, Katie	27-0	245-9.1	27-66	.409	2-10	.200	14-28	.500	26-40	66-2.4	37-0	4	10	10	4	70-2.6
Hamilton, Jennifer	3-0	31-10.3	1-3	.333	0-2	.000	1-2	.500	0-0	0-0.0	3-0	2	5	0	1	3-1.0
Gaddis, Courtney	20-0	68-3.4	7-19	.368	0-5	.000	5-7	.714	5-3	8-0.4	9-0	2	7	0	5	19-1.0
TEAM									54-76	130-4.3	0		10			0
Hawai'i	30		670-1668	.402	125-404	.309	350-570	.614	380-746	1126-37.5	559-12	345	615	110	185	1815-60.5
Opponents	30		720-1808	.398	224-641	.349	446-636	.701	432-719	1151-38.4	547-8	447	482	101	272	2110-70.3

WAC Games: 4-12

Home: 4-4

Road: 0-8

Player	GP-GS	Min-Avg	FG-FGA	Pct	3FG-FGA	Pct	FT-FTA	Pct	Off-Def	Rebs-Avg	PF-FO	Ast	TO	Blk	St	Pts-Avg
Kanekoa, Keisha	16-16	560-35.0	66-165	.400	12-34	.353	45-61	.738	23-47	70-4.4	43-1	61	62	0	22	189-11.8
Arbuckle, Breanna	16-16	454--28.4	53-103	.515	2-5	.400	42-81	.519	26-72	98-6.1	55-4	22	44	25	15	150-9.4
Galdones, Leilani	15-14	442-29.5	43-134	.321	21-64	.328	20-25	.800	19-37	56-3.7	15-0	25	36	2	15	127-8.5
Liepkalne, Dita	16-16	501-31.3	48-134	.358	15-51	.294	21-28	.750	16-53	69-4.3	40-1	39	55	3	18	132-8.3
Patterson, Allie	16-8	370-23.1	46-110	.418	3-16	.188	15-33	.455	10-42	52-3.3	40-1	11	26	8	14	110-6.9
Bungaite, Julita	16-2	351-21.9	39-91	.429	16-42	.381	6-9	.667	17-38	55-3.4	25-0	10	20	15	5	100-6.3
Ayabe, Mai	2-0	27-13.5	4-4	1.000	2-2	1.000	0-0	.000	0-3	3-1.5	3-0	0	2	1	0	10-5.0
Linton, Briauana	13-0	155-11.9	21-41	.512	0-2	.000	15-29	.517	10-18	28-2.2	14-0	4	14	1	2	57-4.4
Dew, Rebecca	16-8	195-12.2	28-64	.438	0-0	.000	3-11	.273	19-31	50-3.1	31-0	7	36	5	4	59-3.7
Wilson, Katie	13-0	112-8.6	11-29	.379	1-5	.200	6-16	.375	11-14	25-1.9	18-0	3	6	6	3	29-2.2
Gaddis, Courtney	10-0	32-3.2	5-8	.625	0-2	.000	2-2	1.000	4-1	5-0.5	2-0	0	5	0	3	12-1.2
TEAM									26-42	68-4.3	0		6			0
Hawai'i	16		364-883	.412	72-223	.323	175-295	.593	181-398	579-36.2	286-7	182	312	66	101	975-60.9
Opponents	16		382-975	.392	103-336	.307	241-338	.713	235-388	623-38.9	265-3	229	249	56	147	1108-69.2

2009-10 RESULTS

Date	Opponent (Attendance)	Result
Nov. 17	at UC Riverside (168)	W, 63-58
Nov. 19	at UCLA (684)	L, 52-98
Nov. 21	at Cal State Bakersfield (502)	L, 75-105
Nov. 27	!No. 17/7 Arizona State (1,782)	L, 53-65
Nov. 29	!East Tennessee St. (1,336)	L, 83-94 (OT)
Dec. 3	San Francisco (1,528)	W, 58-48
Dec. 4	@at BYU-Hawai'i (151)	W, 76-46
Dec. 5	@vs. Brigham Young (65)	L, 44-81
Dec. 19	#vs. Kansas State (749)	W, 71-61
Dec. 20	#vs. UNLV (920)	L, 54-67
Dec. 21	#vs. No. 6/10 Florida State (852)	L, 39-83
Dec. 29	\$Kent State (1,519)	W, 54-53
Dec. 30	\$Kent State (1,453)	W, 63-60
Jan. 6	*at Fresno State (3,095)	L, 42-83
Jan. 9	*at New Mexico State (1,202)	L, 51-73
Jan. 13	*Idaho (1,569)	W, 62-52
Jan. 16	*Nevada (1,945)	L, 62-80
Jan. 18	*Utah State (1,740)	W, 69-56
Jan. 21	*at Louisiana Tech (1,894)	L, 62-75
Jan. 23	*at Boise State (1,149)	L, 64-73
Jan. 27	*San Jose State (1,369)	W, 63-49

Date	Opponent (Attendance)	Result
Feb. 6	*Fresno State (1,643)	L, 69-78
Feb. 10	*New Mexico State (1,352)	L, 75-67
Feb. 13	*at Idaho (418)	L, 74-59
Feb. 15	*at Nevada (1,000)	L, 76-56
Feb. 17	*at San Jose State (387)	L, 61-68
Feb. 20	*Louisiana Tech (1,782)	L, 71-79
Feb. 24	*Boise State (1,592)	W, 66-64
March 6	*at Utah State (855)	L, 51-53
March 10	%vs. No. 1 Fresno State (743)	L, 55-83
	!Jack in the Box Rainbow Wahine Classic (Honolulu)	
	@Hukilau Tournament (Laie, O'ahu)	
	#Duel in the Desert (Las Vegas)	
	\$Waikiki Beach Marriot Classic (Honolulu)	
	*WAC Game	
	%WAC Tournament (Reno, Nev.)	

RECENT RESULTS

Year	Rec.	Conference	Post.
1982-83	18-12	—	WNIT
1983-84	17-11	—	—
1984-85	20-12	2-6 PCAA (4th)	—
1985-86	12-16	5-9 PCAA (6th)	—
1986-87	21-7	13-5 PCAA (2nd)	—
1987-88	21-7	13-5 PCAA (7th)	—
1988-89	14-14	8-10 Big West (T-2nd)	NCAA
1989-90	20-10	13-5 Big West (2nd)	NCAA
1990-91	12-15	6-12 Big West (8th)	—
1991-92	25-7	13-5 Big West (T-2nd)	WNIT
1992-93	28-4	17-1 Big West (1st)	—
1993-94	25-5	16-2 Big West (1st)	NCAA
1994-95	6-20	4-14 Big West (9th)	—
1995-96	23-6	15-3 Big West (2nd)	NCAA
1996-97	21-8	12-4 WAC (T-2nd-Pac)	—
1997-98	24-4	13-1 WAC (1st-Pac)	NCAA
1998-99	17-10	9-5 WAC (T-3rd-Pac)	—
1999-00	20-9	11-3 WAC (2nd)	WNIT
2000-01	26-8	12-4 WAC (2nd)	WNIT
2001-02	23-8	14-4 WAC (T-2nd)	WNIT
2002-03	16-14	9-9 WAC (T4th)	WNIT
2003-04	8-20	6-12 WAC (8th)	—
2004-05	11-15	7-11 WAC (8th)	—
2005-06	18-10	9-7 WAC (4th)	—
2006-07	15-14	9-7 WAC (T-4th)	—
2007-08	12-18	6-10 WAC (6th)	—
2008-09	8-23	4-12 WAC (7th)	—
2009-10	10-20	4-12 WAC (8th)	—

IDAHO VANDALS

QUICK FACTS

Location:.....Moscow, Idaho
Joined WAC:.....July 1, 2005
Enrollment:.....11,636
Founded:.....1889
Nickname:.....Vandals
Colors:.....Silver and Vandal Gold
President:.....Dr. Duane Nellis
Athletics Director:.....Dr. Rob Spear
Athletic Department:.....(208) 885-0200
Ticket Office:.....(208) 885-6466
Web Site:.....www.govandals.com

BASKETBALL FACTS

Head Coach.....Jon Newlee
Basketball Office.....(208) 885-2862

School's All-Time Record...491-492 (.499), 36 yrs
School's All-Time WAC Record...29-51 (.363), 5 yrs
Number of WAC Regular-Season Titles.....
Number of WAC Tournament Titles.....0

2009-10 Record.....11-20 (.355)
2009-10 WAC Record.....8-8 (T-4th)

Arena.....Cowan Spectrum (7,000)
Arena Record.....52-44 (.542), 9 years

NCAA Appearances.....1 (1985)
NCAA Record.....0-1 (.000)
WNIT Appearances.....1 (1986)
WNIT Record.....3-0 (1.000)

Letterwinners Returning/Lost.....7/4
Starters Returning/Lost.....5/1

COWAN SPECTRUM



VANDAL BITS

- With its 75-63 victory over New Mexico State in the quarterfinals of the WAC Tournament, the 2009-10 Vandals became the first Idaho basketball team, men or women, to advance to the WAC semifinals. Idaho has been a member of the WAC since the 2005-06 season.
- The Vandals return four of five starters from the 2009-10 team, as well as 2008-09 WAC Newcomer of the Year, Derisa Taleni, who sat out last season after suffering a season-ending knee injury during fall camp.
- Rachele Kloke was named second team all-WAC after leading the Vandals with 14.5 points per game in 2009-10.
- Yinka Olorunnife was named to the WAC all-tournament team after averaging 23.0 points, 8.5 rebounds, 2.0 steals and 1.5 assists in Idaho's two games.
- Olorunnife led the Vandals in rebounding with 7.9 boards per game last year. Her 928 career points and 741 career rebounds are the most of any active Vandal. Olorunnife ranks fifth all-time in rebounds at Idaho.
- In just 59 career games, Shaena Kuehu ranks 11th at Idaho in career three-point field goals made (76).
- The Vandals set a school record for three-pointers made in a season in 2009-10 with 216.
- The Vandals are approaching their 500th all-time victory. Idaho has 491 wins entering the 2010-11 season.

2010-11 SCHEDULE

Date	Opponent	Time	Date	Opponent	Time
Nov. 5	Lewis-Clark (Exh.)	6 p.m.	Jan. 27	*Louisiana Tech	6 p.m.
Nov. 13	Eastern Oregon	5:30 p.m.	Jan. 29	*New Mexico State	2 p.m.
Nov. 17	Eastern Washington	6 p.m.	Feb. 2	*San Jose State	6 p.m.
Nov. 20	at UC Santa Barbara	2 p.m.	Feb. 5	*at Hawai'i	7 p.m.
Nov. 26	!at Oregon	11:15 a.m.	Feb. 10	*at Utah State	7 p.m.
Nov. 27	!vs. Sacramento State	noon	Feb. 12	*at Boise State	6 p.m.
Nov. 28	!vs. Cal State Bakersfield	noon	Feb. 17	*Nevada	6 p.m.
Dec. 4	at Wyoming	1 p.m.	Feb. 19	*Utah State	2 p.m.
Dec. 8	Montana	6 p.m.	Feb. 24	*at Fresno State	6 p.m.
Dec. 11	at Seattle	TBA	March 3	*at New Mexico State	7 p.m.
Dec. 17	at Gonzaga	6 p.m.	March 5	*at Louisiana Tech	2 p.m.
Dec. 23	at Saint Mary's	1 p.m.	March 9-12	WAC Tournament	
Dec. 30	at Portland	7 p.m.		Las Vegas, Nev.	
Jan. 6	*at Nevada (ESPNU)	8 p.m.			
Jan. 10	*Fresno State	6 p.m.		!Oregon Tournament (Eugene, Ore.)	
Jan. 13	*Hawai'i	6 p.m.		*WAC Game	
Jan. 20	*at San Jose State	7 p.m.		All times local/subject to change	
Jan. 22	*Boise State	5 p.m.			

VANDAL ADMINISTRATION



Dr. Duane Nellis
President



Carl Hunt
Faculty Representative



Dr. Rob Spear
Athletics Director



Maureen Regan
Assistant AD/SWA



Nick Heidelberger
SID



JON NEWLEE

Alma Mater: San Diego State, '82
Overall Record: 152-148 (.507), 11 years
School Record: 24-35 (.407), 2 years
WAC Record: 18-14 (.563), 2 years

HEAD COACH FILE

- Jon Newlee is 24-35 overall and 18-14 in WAC play in his two seasons as head coach at Idaho.
- Last year, he led Idaho to its first ever WAC Tournament victory with a win over New Mexico State in the WAC quarterfinals.
- Newlee was the 2008-09 WAC Coach of the Year. It was the third Coach of the Year honor of Newlee's career. He was twice named Big Sky Coach of the Year while leading Idaho State.
- In two years at Idaho, Newlee and his team have earned multiple honors, including Coach of the Year (2008-09), Newcomer of the Year (Derisa Taleni, 2008-09), three WAC Players of the Week, three all-WAC selections, one all-defensive team selection and one WAC all-tournament selection.
- Newlee earned his 150th career coaching win during the 2009-10 season, and has an all-time head coaching record of 152-148 in 11 seasons, including three at NJCAA Southwestern (35-31).
- In 11 seasons as a head coach, Newlee has had only one losing season in conference play. His overall conference record is 80-44.
- Newlee has had three 20-win seasons as a head coach, including two at Idaho State.
- In 26 years as a coach, assistant and head, Newlee has been to postseason play 15 times.
- The 2010-11 season will be Newlee's 27th year in collegiate coaching, his 12th as a head coach, and his ninth as a head coach at the Division I level.

COACHING RECORDS

Year	School	Overall	Conf. (Finish)	Postseason
1986-87	Southwestern	2-14	—	—
1987-88	Southwestern	11-11	—	—
1988-89	Southwestern	22-6	9-1 (T-1st)	NJCAA
2002-03	Idaho State	6-20	2-12 (7th)	—
2003-04	Idaho State	20-9	11-3 (2nd)	WNIT, 0-1
2004-05	Idaho State	13-16	7-7 (5th)	—
2005-06	Idaho State	17-13	11-3 (1st)	WNIT, 0-1
2006-07	Idaho State	17-14	11-5 (1st)	NCAA, 0-1
2007-08	Idaho State	20-10	11-2 (2nd)	WNIT, 0-1
2008-09	Idaho	13-15	10-6 (T-3rd)	—
2009-10	Idaho	11-20	8-8 (T-4th)	—

Overall Record 152-148 (.507)/11 years
Idaho State Record 93-82 (.531)/6 years
Idaho Record 24-35 (.407)/2 years
WAC Record 18-14 (.563)/2 years



ASSISTANT COACHES



Gavin Petersen
Hawai'i Pacific '99
 3rd Year



Christa Sanford
Idaho State '04
 3rd Year



Karen Ada Peterson
St. Francis Xavier '02
 3rd Year

IDAHO TOP PLAYERS AND ROSTER



RACHELE KLOKE
G, 5-11, Sr.

Named second team all-WAC last season after averaging 14.5 points and 5.2 rebounds ... started all 31 games ... named WAC Player of the Week for Feb. 22-28 ... scored a career-high 28 points on 10-of-16 shooting against Utah State on Feb. 27, including a buzzer-beating three-pointer that gave the Vandals a one-point win ... notched a career-high 10 rebounds on Dec. 20 against Long Beach State ... dished out a career-high six assists in the WAC quarterfinals against New Mexico State on March 10 ... has 778 career points.

CAREER STATISTICS

Year	G-GS	Pts.-Avg.	Reb.	Ast.	Stl.
2007-08	23-16	76-3.3	31	11	9
2008-09	28-17	251-9.0	121	16	26
2009-10	31-31	451-14.5	160	37	33
Totals	82-64	778-9.5	312	64	68



YINKA OLORUNNIFE
P, 6-0, Jr.

Led the Vandals in rebounding for the third consecutive year, averaging 7.9 boards per game ... also averaged 11.3 points ... had five double-doubles on the season, including a 23-point, 10-rebound performance in the WAC quarterfinals against New Mexico State ... named to the WAC all-tournament team ... named second team all-WAC and to the WAC All-Defensive Team as a sophomore after leading the conference in rebounding (11.1) ... set the Idaho single-season record for total rebounds (310) in 2008-09 ... named to the WAC All-Freshman Team in 2007-08 after averaging 9.0 points and 7.9 rebounds.

CAREER STATISTICS

Year	G-GS	Pts.-Avg.	Reb.	Ast.	Stl.
2007-08	29-26	262-9.0	219	21	49
2008-09	28-28	361-12.9	310	20	54
2009-10	27-23	305-11.3	212	26	36
Totals	84-77	928-11.0	741	67	139



DERISA TALENI
G, 5-9, Sr.

Suffered a season-ending knee injury during pre-season practice and redshirted the season ... named WAC Newcomer of the Year and was a second team all-WAC selection in 2008-09 as a junior ... ranked third in the WAC with a 14.5 scoring average and produced the WAC's top individual scoring performance of the year with 31 points in the team's win over Utah State ... had four games with 20 or more points and 21 double-digit scoring performances ... led Idaho in scoring and ranked second on the team in rebounds (175), steals (56), and assists (54) ... her five three-pointers vs. Utah State tied the arena record.

CAREER STATISTICS

Year	G-GS	Pts.-Avg.	Reb.	Ast.	Stl.
2008-09	28-26	405-14.5	175	54	56
Totals	28-26	405-14.5	175	54	56

2010-11 ROSTER

No.	Name	Pos.	Ht.	Yr.	Exp.	Hometown (Last School)
5	Adrie Shiels	G	6-1	Jr.	TR	Canberra, Australia (Midland College)
10	Keri Arendse	G	5-8	Jr.	TR	Burlington, Wash. (Skagit Valley College)
11	Bianca Cheever	G	5-8	Sr.	1L	Geelong, Australia (North Idaho College)
15	Yinka Olorunnife	P	6-0	Sr.	3L	Windsor, Ontario, Canada (Natl. Elite Development)
20	Emily Doran	G	5-11	Sr.	2L	Corvallis, Ore. (Crescent Valley)
21	Jessica Graham	P	6-1	So.	1L	Ripon, Calif. (Modesto Christian)
22	Ganeaya Rogers	G	5-8	Jr.	TR	Milpitas, Calif. (Ohlone Junior College)
23	Shaena-Lyn Kuehu	G	5-9	Jr.	2L	Honolulu, Hawai'i (Punahou Schools)
24	Derisa Taleni	G	5-9	Sr.	1L	Santa Clara, Calif. (De Anza College)
25	Rachele Kloke	G	5-11	Sr.	3L	Stanwood, Wash. (Stanwood)
33	Alyssa Charlston	G	6-1	Fr.	HS	Sammimish, Wash. (Eastlake)
42	Ashley Walters	P	6-4	Fr.	HS	Wilsonville, Ore. (Wilsonville)
50	Kelsey Bybee	P	6-3	Fr.	HS	Coeur d'Alene, Idaho (Coeur d'Alene)

TEAM PROFILE

Top Returnees	Pts.	Rebs.	Asts.
Bianca Cheever, Sr., G	7.8	4.6	1.7
Rachele Kloke, Sr., G	14.5	5.2	1.2
Shaena-Lyn Kuehu, Jr., G	11.4	5.8	2.2
Yinka Olorunnife, Sr., P	11.3	7.9	1.0
Derisa Taleni, Sr., G*	14.5	6.3	1.9

*stats from 2008-09 season

Key Losses	Pts.	Rebs.	Asts.
Charlotte Otero, Sr., G	8.0	2.4	3.3
Kanisha Bello, Fr., G	3.2	1.1	0.5
Natasha Helsham, Fr., PG	2.5	1.1	1.3

IDAHO CAMPUS



MEDIA INFORMATION

SPORTS INFORMATION

Director Becky Paull
Women's Basketball Contact ...Nick Heidelberg
Address P.O. Box 442302-1025
 Moscow, ID 83844
Office Number (208) 885-0211
Heidelberg's Cell Number (208) 596-1198
Heidelberg's E-Mail ...nheidelberg@uidaho.edu
Fax Number (208) 885-0255
Press Row (208) 885-0211

MEDIA OUTLETS

Lewiston Tribune.....Dale Grummert
 Office: (800) 745-9411..... Fax: (208) 746-1185

Spokesman Review Josh Wright
 Office: (800) 344-6718..... Fax: (208) 764-7149

Daily News Sandra Kelly
 Office: (208) 882-5561..... Fax: (208) 883-8205

Coeur d'Alene Press Mark Nelke
 Office: (800) 597-3972..... Fax: (208) 664-0212

KHTR Radio (Flagship)
 Office: (509) 332-6551..... Fax: (509) 332-5151

KBCI-TV (Flagship)
 Office: (208) 336-2225..... Fax: (208) 472-2211

IDAHO 2009-10 STATISTICS AND RESULTS

All Games: 11-20 **Home:** 6-9 **Road:** 3-9 **Neutral:** 2-2

Player	GP-GS	Min-Avg	FG-FGA	Pct	3FG-FGA	Pct	FT-FTA	Pct	Off-Def	Rebs-Avg	PF-FO	Ast	TO	Blk	St	Pts-Avg
Kloke, Rachele	31-31	1039-33.5	165-401	.411	30-93	.323	91-128	.711	64-96	160-5.2	99-2	37	74	11	33	451-14.5
Kuehu, Shaena	31-30	942-30.4	126-366	.344	35-137	.255	67-101	.663	45-135	180-5.8	66-1	67	85	9	62	354-11.4
Olorunnife, Yinka	27-23	821-30.4	107-274	.391	32-94	.340	59-86	.686	75-137	212-7.9	87-8	26	65	20	36	305-11.3
Otero, Charlotte	28-28	1085-38.8	72-163	.442	31-82	.378	49-63	.778	15-52	67-2.4	29-0	93	76	1	46	224-8.0
Cheever, Bianca	31-26	916-29.5	82-265	.309	54-171	.316	23-40	.575	34-110	144-4.6	28-0	51	49	2	34	241-7.8
Graham, Jessica	13-5	275-21.2	25-75	.333	7-21	.333	19-30	.633	23-45	68-5.2	28-0	8	28	18	8	76-5.8
Bello, Kanisha	26-5	381-14.7	30-95	.316	16-55	.291	6-13	.462	6-23	29-1.1	24-0	13	32	2	7	82-3.2
Helsham, Natasha	26-4	403-15.5	24-81	.296	6-35	.171	12-19	.632	8-21	29-1.1	23-0	34	32	2	6	66-2.5
Doran, Emily	8-0	74-9.3	6-19	.316	5-13	.385	1-2	.500	2-7	9-1.1	7-0	3	7	0	0	18-2.3
Sisel-Kumpfer, Ally	26-3	254-9.8	16-54	.296	0-2	.000	6-14	.429	18-36	54-2.1	21-0	3	14	6	4	38-1.5
Eisses, Amy	10-0	85-8.5	5-15	.333	0-3	.000	3-5	.600	5-9	14-1.4	10-0	1	2	3	1	13-1.3
TEAM									80-77	157-5.1	0		15			0
Idaho	31		658-1808	.364	216-706	.306	336-501	.671	375-748	1123-36.2	422-11	336	479	74	237	1868-60.3
Opponents	31		771-1824	.423	188-506	.372	313-461	.679	375-864	1239-40.0	481-9	444	504	127	238	2043-65.9

WAC Games: 8-8 **Home:** 5-3 **Road:** 3-5

Player	GP-GS	Min-Avg	FG-FGA	Pct	3FG-FGA	Pct	FT-FTA	Pct	Off-Def	Rebs-Avg	PF-FO	Ast	TO	Blk	St	Pts-Avg
Kloke, Rachele	16-16	532-33.2	100-220	.455	17-49	.347	55-78	.705	33-46	79-4.9	52-1	12	37	7	20	272-17.0
Olorunnife, Yinka	16-16	525-32.8	64-170	.376	21-59	.356	42-55	.764	46-90	136-8.5	55-6	13	38	9	22	191-11.9
Kuehu, Shaena	16-16	491-30.7	55-172	.320	13-58	.224	44-63	.698	19-63	82-5.1	35-1	40	37	3	33	167-10.4
Otero, Charlotte	16-16	641-40.1	57-105	.543	21-42	.500	26-34	.765	10-30	40-2.5	18-0	50	41	1	28	161-10.1
Cheever, Bianca	16-12	450-28.1	33-118	.280	20-73	.274	13-25	.520	18-54	72-4.5	10-0	21	20	2	18	99-6.2
Helsham, Natasha	14-0	195-13.9	15-47	.319	2-14	.143	8-12	.667	6-13	19-1.4	12-0	15	14	1	2	40-2.9
Bello, Kanisha	13-4	190-14.6	13-50	.260	7-31	.226	2-6	.333	4-16	20-1.5	10-0	11	17	0	2	35-2.7
Eisses, Amy	10-0	85-8.5	5-15	.333	0-3	.000	3-5	.600	5-9	14-1.4	10-0	1	2	3	1	13-1.3
Sisel-Kumpfer, Ally	14-0	126-9.0	6-23	.261	0-1	.000	4-9	.444	9-23	32-2.3	8-0	0	8	4	2	16-1.1
Doran, Emily	2-0	15-7.5	1-6	.167	0-2	.000	0-0	.000	0-0	0-0.0	3-0	0	0	0	0	2-1.0
TEAM									38-40	78-4.9	0		11			0
Idaho	16		349-926	.377	101-332	.304	197-287	.686	188-384	572-35.8	213-8	163	225	30	128	996-62.2
Opponents	16		406-925	.439	87-244	.357	136-220	.618	171-434	605-37.8	260-7	236	258	69	109	1035-64.7

2009-10 RESULTS

Date	Opponent (Attendance)	Result	Date	Opponent (Attendance)	Result
Nov. 16	Gonzaga (436)	L, 57-80	Jan. 27	*Utah State (477)	L, 55-57
Nov. 19	at Eastern Washington (627)	L, 51-54 (OT)	Jan. 30	*at Louisiana Tech (5,028)	L, 71-74 (OT)
Nov. 22	Montana State (285)	L, 58-70	Feb. 3	*Nevada (343)	W, 61-53
Nov. 27	!at No. 8/9 Baylor (6,451)	L, 37-82	Feb. 10	*at Fresno State (2,345)	L, 38-85
Nov. 28	!vs. Lamar (6,177)	L, 56-68	Feb. 13	*Hawai'i (418)	W, 74-59
Nov. 29	!vs. Louisiana-Lafayette (6,006)	W, 90-66	Feb. 17	*at Boise State (2,027)	L, 63-73
Dec. 1	Colorado State (485)	L, 55-65	Feb. 20	*New Mexico State (481)	W, 60-59
Dec. 3	Wyoming (328)	L, 55-61	Feb. 24	*San Jose State (381)	W, 74-59
Dec. 6	Saint Mary's (278)	L, 67-74	Feb. 27	*at Utah State (522)	W, 54-53
Dec. 11	Portland (406)	L, 56-67	March 3	*Louisiana Tech (519)	L, 56-63
Dec. 13	at Montana (2,471)	L, 49-73	March 6	*at Nevada (1,175)	W, 69-62
Dec. 20	at Long Beach State (612)	L, 53-65	March 10	%vs. No. 5 NM State (713)	W, 75-63
Dec. 28	UC Santa Barbara (235)	W, 47-40	March 11	%vs. No. 1 Fresno State (2,001)	L, 66-80
Jan. 9	*Fresno State (326)	L, 64-72		!World Vision Classic (Waco, Texas)	
Jan. 13	*at Hawai'i (1,569)	L, 52-62		*WAC Game	
Jan. 16	*Boise State (702)	W, 84-81 (OT)		%WAC Tournament (Reno, Nev.)	
Jan. 20	*at New Mexico State (1,147)	W, 68-65			
Jan. 23	*at San Jose State (2,285)	L, 53-58			

RECENT RESULTS

Year	Record	Conference	Post.
1982-83	18-10	8-6 MWC	—
1983-84	21-9	9-5 MWC	—
1984-85	28-2	13-1 MWC	NCAA
1985-86	26-5	11-3 MWC	WNIT
1986-87	7-19	3-9 MWC	—
1987-88	7-20	4-12 MWC	—
1988-89	18-11	11-5 Big Sky	—
1989-90	20-9	11-5 Big Sky	—
1990-91	13-14	7-9 Big Sky	—
1991-92	16-13	9-7 Big Sky	—
1992-93	12-15	7-7 Big Sky	—
1993-94	3-22	2-12 Big Sky	—
1994-95	5-21	3-11 Big Sky	—
1995-96	8-18	4-10 Big Sky	—
1996-97	14-14	8-6 Big Sky (2nd-E)	—
1997-98	15-15	9-5 Big West (3rd-E)	—
1998-99	16-12	8-6 Big West (2nd-E)	—
1999-00	13-15	6-8 Big West (4th-E)	—
2000-01	7-21	4-10 Big West (7th)	—
2001-02	11-17	5-11 Big West (6th)	—
2002-03	10-18	8-8 Big West (5th)	—
2003-04	22-7	3-5 Big West (2nd)	—
2004-05	19-11	12-6 Big West (3rd)	—
2005-06	10-19	5-11 WAC (T-7th)	—
2006-07	6-22	3-13 WAC (9th)	—
2007-08	4-25	3-13 WAC (8th)	—
2008-09	13-15	10-6 WAC (T-3rd)	—
2009-10	11-20	8-8 WAC (T-4th)	—

LOUISIANA TECH LADY TECHSTERS

QUICK FACTS

Location:..... Ruston, La.
Joined WAC:..... July 1, 2001
Enrollment:..... 11,250
Founded:..... 1894
Nickname:..... Lady Techsters
Colors:..... Red and Blue
President:..... Dr. Daniel Reneau
Athletics Director:..... Bruce Van De Velde
Athletic Department:..... (318) 257-4111
Ticket Office:..... (318) 257-3631
Web Site:..... www.latechsports.com

BASKETBALL FACTS

Head Coach..... Teresa Weatherspoon
Basketball Office.....(318) 257-4111

School's All-Time Record...976-204 (.827), 35 yrs
School's All-Time WAC Record...119-27 (.815), 9 yrs
Number of WAC Regular-Season Titles..... 6
Number of WAC Tournament Titles..... 6
Last WAC Tournament Title2010

2009-10 Record..... 23-9 (.719)
2009-10 WAC Record..... 11-5 (2nd)

Arena..... Thomas Assembly Center (8,000)
Arena Record.....391-39 (.909), 35 years

NCAA Appearances.....26 (1981-2006, 2010)
NCAA Record.....65-24 (.730)
WNIT Appearances..... 1 (2009)
WNIT Record..... 1-1

Letterwinners Returning/Lost.....8/2
Starters Returning/Lost.....3/2

THOMAS ASSEMBLY CENTER



LADY TECHSTER BITS

- Last year, Louisiana Tech posted a 23-9 mark, won the 2010 WAC Tournament title and participated in the program's 26th NCAA Tournament – its first since 2006 – where it fell at Florida State.
- Louisiana Tech returns nine letterwinners from last year, including starters Adrienne Johnson, Whitney Jones and Jasmine Bendolph.
- Johnson has a chance to become the first Tech player since Kodak All-American Tamicha Jackson (1997-99) to earn three straight first team all-conference honors.
- Tech must replace two-time WAC Player of the Year Shanavia Dowdell, who was drafted in the second round of the WNBA Draft by the Washington Mystics.
- Louisiana Tech welcomes six newcomers this year.
- Louisiana Tech played No. 2 seed Florida State on the Seminoles' home court in the first round of the NCAA Tournament last year. Tech trailed by only four points with less than two minutes to play before falling 75-61.
- Head coach Teresa Weatherspoon was named the 2010 Maggie Dixon Rookie Coach of the Year.

2010-11 SCHEDULE


Date	Opponent	Time	Date	Opponent	Time
Nov. 13	Prairie View A&M	6 p.m.	Jan. 27	*at Idaho	6 p.m.
Nov. 16	Western Kentucky	7 p.m.	Jan. 29	*at Boise State	7 p.m.
Nov. 19	at UALR	7 p.m.	Feb. 5	*Fresno State	7 p.m.
Nov. 23	Houston	7 p.m.	Feb. 7	*New Mexico State	7 p.m.
Nov. 27	at Missouri State	2 p.m.	Feb. 12	*at New Mexico State	7 p.m.
Dec. 1	at Mississippi State	7 p.m.	Feb. 17	*Hawai'i	7 p.m.
Dec. 12	Southern	2 p.m.	Feb. 19	*San Jose State	TBA
Dec. 15	Arkansas State	7 p.m.	Feb. 26	*at Utah State	3 p.m.
Dec. 17	at Tulane	7 p.m.	Feb. 28	*at Nevada (ESPNU)	8 p.m.
Dec. 19	at LSU	3 p.m.	March 3	*Boise State	6 p.m.
Dec. 29	lvs. Georgia	8 p.m.	March 5	*Idaho	2 p.m.
Dec. 30	lvs. Marquette/FIU	TBA	March 9-12	WAC Tournament	
Jan. 2	Southern Miss	2 p.m.		Las Vegas, Nev.	
Jan. 6	*at San Jose State	5 p.m.			
Jan. 8	*at Hawai'i	5 p.m.			
Jan. 13	*at Fresno State (ESPNU)	6 p.m.			
Jan. 20	*Utah State	7 p.m.			
Jan. 22	*Nevada	7 p.m.			

!Florida International Tourney (Miami, Fla.)
 *WAC Game
 All times local/subject to change

LADY TECHSTER ADMINISTRATION



Dr. Daniel Reneau
President



James Liberatos
Faculty Representative



Bruce Van De Velde
Athletics Director



Mary Kay Hungate
Associate AD/SWA



Malcolm Butler
Associate AD/Media Relations



TERESA WEATHERSPOON

Alma Mater: Louisiana Tech, '08
Overall Record: 32-11 (.744)/2 years
School Record: 32-11 (.744)/2 years
WAC Record: 18-5 (.783)/2 years


HEAD COACH FILE

- Teresa Weatherspoon enters her third year as the head coach at Louisiana Tech (her second full year) having compiled a mark of 32-11 during her first two years.
- Over the summer, Weatherspoon was inducted into the Women's Basketball Hall of Fame and the Louisiana Sports Hall of Fame.
- In two seasons, she has led LA Tech to the WAC regular-season title in 2008-09 and the WAC Tournament title in 2009-10.
- Weatherspoon led LA Tech to its 26th NCAA Tournament appearance this past year, the program's first since 2006.
- She was named the Maggie Dixon Rookie Coach of the Year by the Women's Basketball Coaches Association following the 2009-10 campaign.
- Weatherspoon was a two-time Kodak All-American at LA Tech, leading the Lady Techsters to the 1988 National Championship while earning the Wade Trophy Award as the nation's top player.
- She was also a two-time Olympian, leading the 1988 team to the Olympic gold medal.
- Weatherspoon played eight years in the WNBA, including seven seasons with the New York Liberty, where she led the franchise to three appearances in the WNBA Finals.

COACHING RECORDS

Year	School	Overall	Conf. (Finish)	Postseason
2008-09	LA Tech	9-2	7-0 (T-1st)	WNIT, 1-1
2009-10	LA Tech	23-9	11-5 (2nd)	NCAA, 0-1

Overall Record 32-11 (.744)/2 years
Louisiana Tech Record 32-11 (.744)/2 years
WAC Record 18-5 (.783)/2 years



ASSISTANT COACHES



Daron Park
 Montana State '94
 2nd Year



Sara Carter
 South Alabama '04
 3rd Year



Ebony Felder
 Georgia '04
 2nd Year

LOUISIANA TECH TOP PLAYERS AND ROSTER




ADRIENNE JOHNSON
F, 6-0, Sr.

Named first team all-WAC, to the WAC all-Defensive Team and to the WAC all-tournament team last year ... named first team all-state by the Louisiana Sports Writers Association ... three-time WAC Player of the Week and two-time LSWA State Player of the Week ... averaged 16.0 points, 7.2 rebounds, 2.0 assists, 1.6 blocks, and 1.3 steals per game ... shot 48 percent from the field and 76 percent from the free throw line ... scored in double figures 26 times and recorded six double-doubles ... named first team all-WAC and to the WAC all-Defensive team as a sophomore after averaging 15.5 points, 7.1 rebounds, 1.7 steals and 1.4 blocks per game ... led the WAC with 11 20-plus point performances.

CAREER STATISTICS

Year	G-GS	Pts.-Avg.	Reb.	Ast.	Stl.
2007-08	31-3	243-7.8	163	23	23
2008-09	34-34	527-15.5	243	26	59
2009-10	32-32	513-16.0	229	63	42
Totals	97-69	1283-13.2	635	112	124

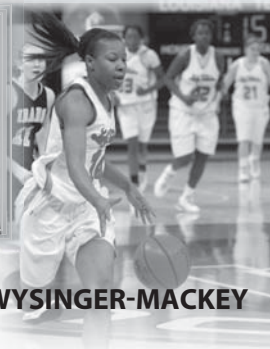


WHITNEY JONES
G, 5-7, Sr.

Started 30 of 31 games played ... averaged 10.3 points and 3.5 rebounds ... led Tech with 40 three-pointers made ... scored in double figures 19 times ... scored a season-high 19 points in a win over Memphis ... recorded a season-high five assists in win over Fresno State in WAC Tournament championship game ... ranked seventh in the WAC in free throw percentage ... as a sophomore, averaged 13.3 points and 4.9 rebounds ... scored in double figures 25 times, including a career-high 31 points vs. Utah State ... redshirted the 2007-08 season after suffering a season-ending injury ... played in eight games for Baylor as a true freshman in 2006-07 before transferring to Tech.

CAREER STATISTICS

Year	G-GS	Pts.-Avg.	Reb.	Ast.	Stl.
2007-08	7-7	74-10.6	28	12	15
2008-09	34-34	453-13.3	165	86	51
2009-10	31-30	319-10.3	107	41	35
Totals	72-71	846-11.8	300	139	101



TARKEISHA WYSINGER-MACKEY
G, 5-7, Sr.

Made five starts while seeing action in 29 games ... averaged 8.1 points, 4.6 rebounds, 1.3 steals and 1.3 assists per game ... scored in double figures 12 times during the year ... scored a career-high 25 points in an overtime loss to NCAA Tournament participant Fresno State ... scored 13 points and grabbed seven rebounds vs. No. 8 Baylor ... scored 13 points and recorded a season-high four steals in win over Memphis ... as a sophomore, named preseason second team all-WAC ... saw action in 18 games, missing 16 due to injury ... named to the WAC All-Freshman team in 2007-08 after averaging 9.0 points, 5.6 rebounds, 2.2 steals and 2.1 assists per game.

CAREER STATISTICS

Year	G-GS	Pts.-Avg.	Reb.	Ast.	Stl.
2007-08	31-21	278-9.0	175	65	67
2008-09	18-0	77-4.3	51	15	16
2009-10	29-5	236-8.1	132	38	39
Totals	78-26	591-7.6	358	118	122

2010-11 ROSTER

No.	Name	Pos.	Ht.	Yr.	Exp.	Hometown (Last School)
2	Brietta Thomas	G	5-11	Sr.	3L	Baton Rouge, La. (University)
3	Kiara Young	G/F	5-9	Jr.	2L	Rogersville, Ala. (Lauderdale County)
4	Jelena Vucinic	G	5-9	Fr.	HS	Nelson, New Zealand (Waimea College)
10	Reina Kempt	G	5-11	So.	1L	Baton Rouge, La. (McKinley)
12	Shantale Bramble-Donaldson	F	6-1	Jr.	TR	Bronx, N.Y. (Indian River State College)
13	Kassietta Brown	G	5-9	So.	TR	West Monroe, La. (Southern Miss)
14	Tarkeisha Wysinger-Mackey	G	5-7	Sr.	3L	Many, La. (Many)
21	Martina Holloway	G	5-5	Sr.	1L	Albuquerque, N.M. (College of Southern Idaho)
22	Angie Felton	G	5-10	Jr.	TR	Leesburg, Fla. (Gulf Coast CC)
23	Whitney Jones	G	5-7	Sr.	3L	West Monroe, La. (Baylor)
30	Tavasha Anderson	F	6-3	Fr.	RS	Grenada, Miss. (Grenada)
32	Jasmine Bendolph	G	5-7	Jr.	2L	Mobile, Ala. (Davidson)
33	Adrienne Johnson	F	6-0	Sr.	3L	Franklin, La. (Franklin)

TEAM PROFILE

Top Returnees	Pts.	Rebs.	Asts.
Jasmine Bendolph, Jr., G	7.8	3.1	3.8
Adrienne Johnson, Sr., F	16.0	7.2	2.0
Whitney Jones, Sr., G	10.3	3.5	1.3
Brietta Thomas, Sr., G	5.7	2.8	1.0
Tarkeisha Wysinger, Sr., G	8.1	4.6	1.3
Kiara Young, Jr., G	3.0	3.3	0.6

Key Losses	Pts.	Rebs.	Asts.
Shanavia Dowdell, Sr., F	18.0	12.4	1.3
Tiawana Pringle, Sr., G	4.9	2.3	1.5

LOUISIANA TECH CAMPUS



MEDIA INFORMATION

SPORTS INFORMATION

Associate AD/Media Relations Malcolm Butler
AddressP.O. Box 3166
 Ruston, LA 71270
Office Number (318) 257-3145
Butler's Cell Number (318) 614-4513
Butler's E-Mailmbutler@latech.edu
Fax Number (318) 257-3757
Press Row (318) 257-3144

MEDIA OUTLETS

Associated Press-New OrleansMary Foster
 Office: (800) 662-7717.....Fax: (504) 586-0531
Ruston Daily Leader.....O.K. "Buddy" Davis
 Office: (318) 255-4353.....Fax: (318) 255-4006
Monroe News-Star.....Ethan Conley
 Office: (318) 362-0267.....Fax: (318) 362-0279
Shreveport Times.....Jimmy Watson
 Office: (800) 462-6437.....Fax: (318) 459-3301
The Tech Talk (Campus)
 Office: (318) 257-4946.....Fax: (318) 257-4558
KXKZ Radio (Flagship)
 Office: (318) 255-5000.....Fax: (318) 255-5084

LOUISIANA TECH 2009-10 STATISTICS AND RESULTS

All Games: 23-9

Home: 9-4

Road: 11-4

Neutral: 3-1

Player	GP-GS	Min-Avg	FG-FGA	Pct	3FG-FGA	Pct	FT-FTA	Pct	Off-Def	Rebs-Avg	PF-FO	Ast	TO	Blk	St	Pts-Avg
Dowdell, Shanavia	32-32	1116-34.9	235-446	.527	4-16	.250	101-153	.660	119-279	398-12.4	85-1	40	80	39	30	575-18.0
Johnson, Adrienne	32-32	1057-33.0	189-395	.478	2-7	.286	133-175	.760	90-139	229-7.2	85-3	63	96	51	42	513-16.0
Jones, Whitney	31-30	893-28.8	107-298	.359	40-128	.313	65-86	.756	29-78	107-3.5	65-0	41	59	3	35	319-10.3
Wysinger, Tarkeisha	29-5	645-22.2	77-188	.410	3-22	.136	79-139	.568	63-69	132-4.6	59-1	38	72	9	39	236-8.1
Bendolph, Jasmine	32-32	858-26.8	83-210	.395	21-53	.396	64-74	.865	25-73	98-3.1	44-1	123	85	1	16	251-7.8
Thomas, Brietta	31-4	491-15.8	68-169	.402	22-63	.349	20-26	.769	19-69	88-2.8	42-0	31	31	12	24	178-5.7
Pringle, Tiawana	28-25	567-20.3	48-144	.333	15-60	.250	27-40	.675	17-46	63-2.3	64-3	41	49	1	17	138-4.9
Young, Kiara	30-0	375-12.5	38-99	.384	5-23	.217	10-23	.435	34-64	98-3.3	49-1	19	22	2	8	91-3.0
Holloway, Martina	30-0	413-13.8	17-43	.395	12-33	.364	9-17	.529	3-30	33-1.1	22-0	66	42	1	12	55-1.8
Kempt, Reina	8-0	35-4.4	1-8	.125	0-1	.000	5-13	.385	0-3	3-0.4	5-0	1	2	1	2	7-0.9
TEAM									77-93	170-5.3	1		8			0
Louisiana Tech	32		863-2000	.432	124-406	.305	513-746	.688	476-943	1419-44.3	521-10	463	546	120	225	2363-73.8
Opponents	32		766-2049	.374	152-554	.274	385-584	.659	445-785	1230-38.4	631-25	346	558	134	262	2069-64.7

WAC Games: 11-5

Home: 6-2

Road: 5-3

Player	GP-GS	Min-Avg	FG-FGA	Pct	3FG-FGA	Pct	FT-FTA	Pct	Off-Def	Rebs-Avg	PF-FO	Ast	TO	Blk	St	Pts-Avg
Dowdell, Shanavia	16-16	572-35.8	118-237	.498	1-6	.167	52-86	.605	71-148	219-13.7	39-0	18	32	19	14	289-18.1
Johnson, Adrienne	16-16	524-32.8	84-189	.444	0-1	.000	76-101	.752	56-67	123-7.7	39-2	26	48	19	22	244-15.3
Jones, Whitney	15-14	412-27.5	50-141	.355	23-68	.338	23-33	.697	14-38	52-3.5	31-0	19	28	1	16	146-9.7
Wysinger, Tarkeisha	15-2	315-21.0	38-101	.376	2-9	.222	42-73	.575	27-39	66-4.4	26-0	14	38	4	17	120-8.0
Bendolph, Jasmine	16-16	432-27.0	42-109	.385	10-24	.417	22-27	.815	12-29	41-2.6	25-1	64	39	1	6	116-7.3
Pringle, Tiawana	16-16	367-22.9	31-95	.326	9-36	.250	22-32	.688	11-31	42-2.6	43-2	24	33	1	11	93-5.8
Thomas, Brietta	15-0	209-13.9	28-73	.384	7-23	.304	10-12	.833	9-38	47-3.1	16-0	12	11	3	11	73-4.9
Young, Kiara	15-0	199-13.3	15-42	.357	1-8	.125	8-13	.615	11-31	42-2.8	27-0	9	10	1	5	39-2.6
Holloway, Martina	16-0	205-12.8	9-22	.409	7-18	.389	3-4	.750	0-14	14-0.9	8-0	37	19	1	7	28-1.8
Kempt, Reina	5-0	15-3.0	0-6	.000	0-1	.000	0-0	.000	0-1	1-0.2	3-0	1	2	1	0	0-0.0
TEAM									44-43	87-5.4	0		6			0
Louisiana Tech	16		415-1015	.409	60-194	.309	258-381	.677	255-479	734-45.9	257-5	224	266	51	109	1148-71.8
Opponents	16		381-1011	.377	80-307	.261	178-285	.625	202-416	618-38.6	300-14	170	274	81	128	1020-63.8

2009-10 RESULTS

Date	Opponent (Attendance)	Result	Date	Opponent (Attendance)	Result
Nov. 13	Centenary (1,015)	W, 88-41	Feb. 6	*at Utah State (572)	W, 74-54
Nov. 20	at Nicholls State (204)	W, 90-50	Feb. 14	*San Jose State (1,745)	W, 81-66
Nov. 24	at Arkansas State (1,181)	W, 71-59	Feb. 17	*at NM State (1,670)	W, 62-55
Dec. 1	No. 11/7 LSU (4,924)	L, 74-77	Feb. 20	*at Hawai'i (1,782)	W, 79-71
Dec. 5	at No. 8/8 Baylor (6,582)	L, 67-77	Feb. 24	*Fresno State (1,893)	L, 78-81 (OT)
Dec. 9	at Western Kentucky (1,332)	W, 63-52	Feb. 27	*Nevada (2,034)	W, 69-56
Dec. 12	Mississippi State (1,930)	L, 68-72	March 3	*at Idaho (519)	W, 63-56
Dec. 16	McNeese State (1,862)	W, 94-61	March 6	*at Boise State (3,142)	L, 65-74
Dec. 22	Memphis (2,431)	W, 86-76	March 10	%vs. No. 7 Utah State (3,145)	W, 82-65
Dec. 29	!vs. Stephen F. Austin (812)	W, 65-61	March 12	%at No. 3 Nevada (2,001)	W, 80-77
Dec. 30	!at UTSA (807)	W, 82-72	March 13	%vs. No. 1 Fresno State (745)	W, 68-66
Jan. 3	at Southern Miss. (1,519)	W, 76-68	March 20	#vs. Florida State (2,357)	L, 61-75
Jan. 6	*Utah State (1,923)	L, 66-69			
Jan. 13	*at San Jose State (446)	W, 92-48		!UTSA New Year's Classic (San Antonio, Texas)	
Jan. 16	*New Mexico State (2,041)	W, 78-64		*WAC Game	
Jan. 21	*Hawai'i (1,894)	W, 75-62		%WAC Tournament (Reno, Nev.)	
Jan. 23	*at Fresno State (3,449)	L, 61-71		#NCAA Tournament (Tallahassee, Fla.)	
Jan. 26	*at Nevada (1,180)	L, 56-69			
Jan. 30	*Idaho (5,028)	W, 74-71 (OT)			
Feb. 3	*Boise State (1,729)	W, 75-53			

RECENT RESULTS

Year	Rec.	Conference	Post.
1982-83	31-2		NCAA
1983-84	30-3		NCAA
1984-85	29-4		NCAA
1985-86	27-5		NCAA
1986-87	30-3		NCAA
1987-88	32-2	9-0 Am South (1st)	NCAA
1988-89	32-4	10-0 Am South (1st)	NCAA
1989-90	32-1	10-0 Am South (1st)	NCAA
1990-91	18-12	9-3 Am South (2nd)	NCAA
1991-92	20-10	12-4 Sun Belt (3rd)	NCAA
1992-93	26-6	13-1 Sun Belt (1st)	NCAA
1993-94	31-4	14-0 Sun Belt (1st)	NCAA
1994-95	28-5	13-1 Sun Belt (1st)	NCAA
1995-96	31-2	14-0 Sun Belt (1st)	NCAA
1996-97	31-4	12-2 Sun Belt (1st)	NCAA
1997-98	31-4	13-1 Sun Belt (1st)	NCAA
1998-99	30-3	12-0 Sun Belt (1st)	NCAA
1999-00	31-3	16-0 Sun Belt (1st)	NCAA
2000-01	31-5	16-0 Sun Belt (1st)	NCAA
2001-02	25-5	17-1 WAC (1st)	NCAA
2002-03	31-3	18-0 WAC (1st)	NCAA
2003-04	29-3	17-1 WAC (1st)	NCAA
2004-05	20-10	14-4 WAC (1st)	NCAA
2005-06	26-5	15-1 WAC (1st)	NCAA
2006-07	17-13	12-4 WAC (T-1st)	—
2007-08	16-15	9-7 WAC (T-4th)	—
2008-09	21-13	12-4 WAC (T-1st)	WNIT
2009-10	23-9	11-5 WAC (2nd)	NCAA

NEVADA WOLF PACK

QUICK FACTS

Location:..... Reno, Nev.
Joined WAC:..... July 1, 2000
Enrollment:..... 17,000
Founded:..... 1874
Nickname:..... Wolf Pack
Colors:..... Navy Blue and Silver
President:..... Dr. Milton Glick
Athletics Director:..... Cary Groth
Athletic Department:..... (775) 784-6900
Ticket Office:..... (775) 348-7225
Web Site:..... www.nevadawolfpack.com

BASKETBALL FACTS

Head Coach..... Jane Albright
Basketball Office..... (775) 682-6923

School's All-Time Record...308-475 (.393), 31 yrs
School's All-Time WAC Record...70-98 (.417), 10 yrs
Number of WAC Regular-Season Titles..... 0
Number of WAC Tournament Titles..... 0

2009-10 Record..... 17-16 (.515)
2009-10 WAC Record..... 10-6 (3rd)

Arena..... Lawlor Events Center (11,536)
Arena Record..... 146-94 (.608), 16 years

NCAA Appearances..... 0
NCAA Record..... N/A
WNIT Appearances..... 2 (2007, 2010)
WNIT Record..... 0-2 (.000)

Letterwinners Returning/Lost..... 10/3
Starters Returning/Lost..... 5/0

LAWLOR EVENTS CENTER



WOLF PACK BITS


- Nevada returns five starters and all but one letterwinner from its 2009-10 team that played in the first round of the WNIT, including all-WAC honorees Tahnee Robinson (WAC Newcomer of the Year, first team all-WAC) and Shavon Moore (second team all-WAC).
- The Pack's 2010-11 squad features six seniors – Robinson, Moore, Johnna Ward, Nicole Williams, Megan Cherry and Marissa Hammond.
- Last season, the Pack set program records for points in a season (2,086), free throws made (483) and rebounds (1,338).
- Nevada welcomes four newcomers to this year's team – Arielle Wideman, Danika Sharp, Chanelle Brennan and Amber Smith – along with Kate Kevorken, who redshirted last season after transferring from Northern Colorado.
- Ward (762) and Moore (721) are each on track to score 1,000 career points.
- The Pack continues to be successful at home, having recorded a 38-12 record at Lawlor Events Center since the start of the 2007-08 season.
- Ward ranks fourth all-time in career three-pointers (137). She is two three-pointers away from sole possession of third.
- Moore enters the year ranked 10th all-time in free throws made with 166. She is 12 free throws away from sole possession of ninth place.

2010-11 SCHEDULE

Date	Opponent	Time	Date	Opponent	Time
Oct. 31	San Francisco State (Exh.)	2 p.m.	Jan. 29	*Fresno State	2 p.m.
Nov. 12	Chico State	7 p.m.	Jan. 31	*at Hawaii	7 p.m.
Nov. 14	Pepperdine	2 p.m.	Feb. 3	*Utah State	7 p.m.
Nov. 17	at Sacramento State	7 p.m.	Feb. 5	*at San Jose State	7 p.m.
Nov. 21	at UNLV	2 p.m.	Feb. 10	*San Jose State	7 p.m.
Nov. 26	!NC State	1 p.m.	Feb. 12	*Hawai'i	7 p.m.
Nov. 27	!San Diego St./Minnesota	TBD	Feb. 17	*at Idaho	6 p.m.
Dec. 2	Arizona	7 p.m.	Feb. 19	*at Boise State	7 p.m.
Dec. 5	at Washington State	1 p.m.	Feb. 26	*New Mexico State	2 p.m.
Dec. 16	Portland State	7 p.m.	Feb. 28	*Louisiana Tech (ESPNU)	8 p.m.
Dec. 20	@ Illinois State	1 p.m.	March 5	*at Fresno State	6 p.m.
Dec. 21	@ Ball State	1 p.m.	March 9-12	WAC Tournament	
Dec. 30	at Weber State	7 p.m.		Las Vegas, Nev.	
Jan. 1	Brigham Young	2 p.m.			
Jan. 6	*Idaho (ESPNU)	8 p.m.			
Jan. 8	*Boise State	4:30 p.m.			
Jan. 12	*at New Mexico State	7 p.m.			
Jan. 15	*at Utah State	3 p.m.			
Jan. 22	*at Louisiana Tech	7 p.m.			

*Nugget Classic (Reno, Nev.)
 @Caribbean Challenge (Cancun, Mexico)
 *WAC Game
 All times local/subject to change

WOLF PACK ADMINISTRATION



Dr. Milton Glick
President



Jean Perry
Faculty Representative



Cary Groth
Athletics Director



Rhonda Lundin
SWA



Aaron DeWall
Interim SID



JANE ALBRIGHT

Alma Mater: Appalachian State, '77
Overall Record: 432-342 (.558), 26 years
School Record: 35-30 (.538), 2 years
WAC Record: 20-12 (.625), 2 years



HEAD COACH FILE

- Head coach Jane Albright, who is entering her third year at Nevada, ranks fourth all-time in wins at Nevada with 35. Her 432 career victories stands 36th among active NCAA Division IA head coaches.
- Last season, she led Nevada to just its second-ever postseason appearance, facing Wyoming in the first round of the WNIT.
- During her two-year tenure at Nevada, Albright has coached a WAC Defensive Player of the Year, a WAC Newcomer of the Year, three all-WAC selections (two first team, one second team) and a regional finalist for the NCAA Division I State Farm All-America Team.
- In 2009-10, Albright led the Wolf Pack to a 10-6 record in WAC play, tying a school record for conference wins in a season. Nevada also set school record for points in a season (2,086) and free throws made in a season (483).
- Under her tenure, Nevada picked up its first win over a ranked team when it defeated No. 7 Louisville 85-82 to win the Nugget Classic Championship in 2008.
- Albright has led her teams to nine NCAA Tournament appearances and three WNIT Tournament appearances including a second-place finish with Wisconsin during the 1998-99 season and a WNIT Championship with Wisconsin in 2000.

COACHING RECORDS

Year	School	Overall	Conf. (Finish)	Postseason
1984-85	Northern Illinois	15-13	11-7 (4th)	—
1985-86	Northern Illinois	8-19	6-12 (8th)	—
1986-87	Northern Illinois	11-16	—	—
1987-88	Northern Illinois	14-14	6-4 (4th)	—
1988-89	Northern Illinois	23-7	12-2 (2nd)	—
1989-90	Northern Illinois	26-5	12-0 (1st)	NCAA, 1-1
1990-91	Northern Illinois	25-10	12-2 (2nd)	WNIT, 1-2
1991-92	Northern Illinois	18-14	8-4 (2nd)	NCAA, 1-1
1992-93	Northern Illinois	24-6	15-1 (1st)	NCAA, 0-1
1993-94	Northern Illinois	24-6	18-0 (1st)	NCAA, 0-1
1994-95	Wisconsin	20-9	11-5 (3rd)	NCAA, 1-1
1995-96	Wisconsin	21-8	12-4 (3rd)	NCAA, 1-1
1996-97	Wisconsin	16-11	8-8 (T-6th)	—
1997-98	Wisconsin	21-10	9-7 (6th)	NCAA, 0-1
1998-99	Wisconsin	18-14	9-7 (T-4th)	WNIT, 4-1
1999-00	Wisconsin	21-12	8-8 (T-8th)	WNIT, 5-0
2000-01	Wisconsin	18-10	12-4 (T-2nd)	NCAA, 0-1
2001-02	Wisconsin	19-12	8-8 (T-5th)	NCAA, 0-1
2002-03	Wisconsin	7-21	5-11 (9th)	—
2003-04	Wichita State	10-18	7-11 (T-7th)	—
2004-05	Wichita State	5-22	2-16 (9th)	—
2005-06	Wichita State	15-13	8-10 (5th)	—
2006-07	Wichita State	9-20	4-14 (9th)	—
2007-08	Wichita State	9-22	3-15 (10th)	—
2008-09	Nevada	18-14	10-6 (T-3rd)	—
2009-10	Nevada	17-16	10-6 (3rd)	WNIT 0-1

Overall Record 432-342 (.558)/26 years
Northern Illinois Record 188-110 (.631)/10 years
Wisconsin Record 161-107 (.600)/9 years
Wichita State Record 48-95 (.336)/5 years
Nevada Record 35-30 (.538)/2 years
WAC Record 20-12 (.625)/2 years

ASSISTANT COACHES



Ron Stewart
Indiana '71
 3rd Year



Camille Williams
Wisconsin '96
 3rd Year



Kami Malnaa
Montana State-Billings '02
 3rd Year

NEVADA TOP PLAYERS AND ROSTER



SHAVON MOORE
F, 6-1, Sr.

Named to the All-WAC second team and all-defensive team ... had six double-doubles on the year to bring her career total to 11 ... ranked fourth in the WAC in field goal percentage (.491), seventh in rebounding (7.0) and 12th in scoring (11.4) ... picked up her 500th rebound at Wyoming in the first round of the WNIT ... ranked second on the team in both scoring (11.4 ppg) and rebounding (7.0 rpg) ... had three 20-point games and seven 10 or more rebounding games ... ranks 10th in the Nevada record books in free throws made (166) ... has 721 points and 504 rebounds for her career ... three-time Academic all-WAC honoree.

CAREER STATISTICS

Year	G-GS	Pts.-Avg.	Reb.	Ast.	Stl.
2007-08	16-8	119-7.4	63	3	8
2008-09	32-28	225-7.0	213	19	38
2009-10	33-33	377-11.4	230	25	46
Totals	81-69	721-8.9	506	47	92




TAHNEE ROBINSON
G, 5-9, Sr.

Named WAC Newcomer of the Year and first team all-WAC last season ... led Nevada in scoring with 16.1 points per game ... tied for the team lead in three-pointers made (52), good for ninth on Nevada's single-season list ... named team MVP ... in WAC play, ranked second in the league in three-pointers per game (2.6), third in scoring (17.8) and three-point percentage (.436) and seventh in field goal percentage (.485) ... scored a career-high 27 points and added a career-high 10 rebounds for her first career double-double against Idaho on March 6 ... tied the second-longest streak in program history for consecutive games of scoring in double figures with 14.

CAREER STATISTICS

Year	G-GS	Pts.-Avg.	Reb.	Ast.	Stl.
2009-10	24-23	387-16.1	99	48	16
Totals	24-23	387-16.1	99	48	16



JOHNNA WARD
G, 5-10, Sr.

Nevada's active career leader in scoring with 762 points ... with Tahnee Robinson, accounted for 104 of Nevada's 127 three-pointers made ... had one 20-point game on the year, scoring 21 at Saint Mary's on Nov. 20 ... started all 33 games and led the team with 930 minutes played ... tied for ninth in the Nevada single season record book with 52 three-pointers and is fourth in school history with her career mark of 137 ... three-time Academic all-WAC honoree.

CAREER STATISTICS

Year	G-GS	Pts.-Avg.	Reb.	Ast.	Stl.
2007-08	30-2	200-6.7	28	36	35
2008-09	32-32	253-7.9	51	51	47
2009-10	33-33	309-9.4	53	55	43
Totals	95-67	762-8.0	132	142	125

2010-11 ROSTER

No.	Name	Pos.	Ht.	Yr.	Exp.	Hometown (Last School)
00	Channel Brennan	G	5-11	Jr.	TR	Ventura, Calif. (Ventura College)
1	Tahnee Robinson	G	5-9	Sr.	1L	Fort Washakie, Wyo. (Sheridan College)
2	Megan Cherry	G	5-9	RS-Sr.	2L	Durango, Colo. (Butler CC)
3	Danika Sharp	G	5-9	Fr.	HS	Wendover, Nev. (West Wendover)
5	Nicole Williams	G	5-9	Sr.	3L	Sacramento, Calif. (Laguna Creek)
10	Johnna Ward	G	5-10	Sr.	3L	Spring Creek, Nev. (Spring Creek)
11	Holly Jones	G	5-9	So.	1L	Colts Neck, N.J. (IMG Academies)
21	Kate Kevorken	F	6-0	Jr.	RS	Westlake Village, Calif. (Northern Colorado)
23	Amanda Johnson	G	5-6	Jr.	2L	Oceanside, Calif. (El Camino)
25	Christina Gough	G	5-8	Jr.	1L	Reno, Nev. (Yakima Valley CC)
30	Marissa Hammond	F	6-3	RS-Sr.	3L	Pendleton, Ore. (Pendleton)
32	Arielle Wideman	G	5-9	Fr.	HS	La Puente Calif. (Bishop Amat)
33	Shavon Moore	F	6-1	Sr.	3L	Riverside, Calif. (J.W. North)
34	Kayla Williams	F	6-0	Jr.	2L	Sparks, Nev. (Reed HS)
44	Amber Smith	G/F	6-0	Fr.	HS	Moreno Valley, Calif. (Canyon Springs HS)

TEAM PROFILE

Top Returnees			
	Pts.	Rebs.	Asts.
Amanda Johnson, Jr., G	3.9	2.9	2.9
Shavon Moore, Sr., F	11.4	7.0	0.8
Tahnee Robinson, Sr., G	16.1	4.1	2.0
Johnna Ward, Sr., G	9.4	1.6	1.7
Kayla Williams, Jr., F	7.2	7.3	0.6

Key Losses			
	Pts.	Rebs.	Asts.
Jennifer Gross, Jr., G	3.4	2.4	1.8
Marianne Lombardi, Sr., F	3.4	4.5	1.3

NEVADA CAMPUS



MEDIA INFORMATION

SPORTS INFORMATION

Director Chad Hartley
Interim Women's Basketball Contact ... Aaron DeWall
Address 1664 Virginia Street
 Reno, NV 89557
Office Number (775) 682-6983
DeWall's Cell Number (775) 544-9949
DeWall's E-Mail adewall@unr.edu
Fax Number (775) 784-4386
Press Row (775) 784-4404

MEDIA OUTLETS

Associated Press Scott Sonner
 Office: (775) 322-3639 Fax: (775) 322-3763
Reno Gazette-Journal Jim Krajewski
 Office: (775) 788-6345 Fax: (775) 788-6458
Daily Sparks Tribune Dan Eckles
 Office: (775) 358-8061 x229 ... Fax: (775) 359-3837
Nevada Appeal Darrell Moody
 Office: (775) 882-2111 Fax: (775) 887-2420
KPTT Radio (Flagship)
 Office: (775) 329-9261 Fax: (775) 323-1450
KREN-TV WB (Flagship)
 Office: (775) 333-2727 Fax: (775) 327-682

NEVADA 2009-10 STATISTICS AND RESULTS

All Games: 17-16

Home: 13-5

Road: 4-10

Neutral: 0-1

Player	GP-GS	Min-Avg	FG-FGA	Pct	3FG-FGA	Pct	FT-FTA	Pct	Off-Def	Rebs-Avg	PF-FO	Ast	TO	Blk	St	Pts-Avg
Robinson, Tahnee	24-23	782-32.6	124-276	.449	52-127	.409	87-110	.791	34-65	99-4.1	38-0	48	62	8	16	387-16.1
Moore, Shavon	33-33	889-26.9	144-293	.491	1-5	.200	88-125	.704	109-121	230-7.0	95-4	25	82	27	46	377-11.4
Ward, Johnna	33-33	930-28.2	107-328	.326	52-188	.277	43-52	.827	10-43	53-1.6	86-3	55	77	8	43	309-9.4
Williams, Nicole	33-6	669-20.3	83-204	.407	6-23	.261	80-113	.708	23-91	114-3.5	64-0	55	85	13	44	252-7.6
Williams, Kayla	32-22	701-21.9	100-223	.448	0-1	.000	30-56	.536	80-155	235-7.3	82-3	19	80	31	30	230-7.2
Hammond, Marissa	33-10	527-16.0	49-114	.430	0-3	.000	51-72	.708	33-63	96-2.9	46-0	3	52	30	13	149-4.5
Johnson, Amanda	33-33	903-27.4	46-154	.299	11-51	.216	26-34	.765	38-58	96-2.9	71-1	95	90	1	39	129-3.9
Gross, Jennifer	10-3	157-15.7	14-39	.359	0-0	.000	6-14	.429	11-13	24-2.4	7-0	18	11	1	5	34-3.4
Lombardi, Marianne	33-1	512-15.5	35-107	.327	0-3	.000	41-56	.732	41-109	150-4.5	36-0	42	51	1	20	111-3.4
Jones, Holly	31-0	321-10.4	20-58	.345	3-12	.250	14-20	.700	11-34	45-1.5	40-0	34	45	4	15	57-1.8
Woodard, Brittany	27-1	195-7.2	14-53	.264	0-1	.000	17-26	.654	13-13	26-1.0	8-0	10	27	4	11	45-1.7
Gough, Catherine	5-0	14-2.8	2-5	.400	2-5	.400	0-0	.000	1-0	1-0.2	1-0	0	0	0	0	6-1.2
TEAM									80-87	167-5.1	0-9					0

Nevada	33		738-1854	.398	127-419	.303	483-678	.712	484-852	1336-40.5	574-11	404	671	128	282	2086-63.2
Opponents	33		740-1899	.390	139-469	.296	445-660	.674	419-726	1145-34.7	578-7	375	572	152	327	2064-62.5

WAC Games: 10-6

Home: 6-2

Road: 4-4

Player	GP-GS	Min-Avg	FG-FGA	Pct	3FG-FGA	Pct	FT-FTA	Pct	Off-Def	Rebs-Avg	PF-FO	Ast	TO	Blk	St	Pts-Avg
Robinson, Tahnee	16-16	534-33.4	96-198	.485	41-94	.436	52-71	.732	20-41	61-3.8	25-0	34	36	5	11	285-17.8
Moore, Shavon	16-16	440-27.5	64-135	.474	0-1	.000	46-64	.719	47-54	101-6.3	50-3	9	34	15	22	174-10.9
Williams, Nicole	16-0	334-20.9	36-88	.409	1-10	.100	54-78	.692	7-40	47-2.9	25-0	25	32	9	24	127-7.9
Ward, Johnna	16-16	433-27.1	44-136	.324	20-75	.267	17-23	.739	1-21	22-1.4	43-2	32	33	7	8	125-7.8
Williams, Kayla	15-15	347-23.1	49-113	.434	0-0	.000	17-33	.515	39-79	118-7.9	45-2	4	29	7	9	115-7.7
Hammond, Marissa	16-0	229-14.3	25-48	.521	0-1	.000	20-30	.667	17-30	47-2.9	24-0	0	22	12	7	70-4.4
Johnson, Amanda	16-16	437-27.3	22-72	.306	5-25	.200	15-20	.750	17-25	42-2.6	36-1	57	50	0	22	64-4.0
Lombardi, Marianne	16-1	252-15.8	17-47	.362	0-1	.000	13-22	.591	17-68	85-5.3	17-0	20	26	1	10	47-2.9
Jones, Holly	14-0	113-8.1	8-18	.444	0-2	.000	5-6	.833	7-12	19-1.4	13-0	14	18	2	2	21-1.5
Woodard, Brittany	15-0	74-4.9	4-19	.211	0-1	.000	6-8	.750	4-6	10-0.7	2-0	4	10	2	6	14-0.9
Gough, Catherine	4-0	7-1.8	0-2	.000	0-2	.000	0-0	.000	0-0	0-0.0	0-0	0	0	0	0	0-0.0
TEAM									38-38	76-4.8	0			5		0

Nevada	16		365-876	.417	67-212	.316	245-355	.690	214-414	628-39.2	280-8	199	295	60	121	1042-65.1
Opponents	16		352-913	.386	70-232	.302	207-318	.651	200-342	542-33.9	281-3	169	254	70	142	981-61.3

2009-10 RESULTS

Date	Opponent (Attendance)	Result	Date	Opponent (Attendance)	Result
Nov. 13	Cal State Monterrey Bay (679)	W, 63-39	Feb. 3	*at Idaho (343)	L, 53-61
Nov. 16	UC Santa Barbara (504)	W, 59-43	Feb. 6	*San Jose State (1,572)	W, 72-48
Nov. 20	at Saint Mary's (350)	L, 52-65	Feb. 10	*at Boise State (664)	L, 51-65
Nov. 23	Weber State (629)	W, 50-38	Feb. 13	*Utah State (1,236)	W, 77-66
Nov. 27	!Columbia (736)	W, 64-47	Feb. 15	*Hawaii (1,000)	W, 76-56
Nov. 28	!West Virginia (1,043)	L, 41-66	Feb. 20	*at Fresno State (4,069)	L, 58-69
Dec. 2	Sacramento State (707)	W, 101-72	Feb. 27	*at Louisiana Tech (2,034)	L, 56-69
Dec. 4	at Arizona (1,451)	L, 57-84	March 3	*New Mexico State (2,047)	W, 61-59
Dec. 6	UNLV (743)	L, 63-74	March 6	*Idaho (1,175)	L, 62-69
Dec. 18	at Pepperdine (217)	L, 64-70	March 10	%No. 6 Boise State (3,145)	W, 64-59
Dec. 22	Washington State (580)	W, 75-54	March 12	%No. 2 Louisiana Tech (2,001)	L, 77-80
Dec. 28	@at San Diego (1,057)	L, 60-72	March 19	#at Wyoming (3,547)	L, 53-74
Dec. 30	@vs. California (705)	L, 60-85			
Jan. 2	at Brigham Young (532)	L, 41-61		!Nugget Classic (Reno, Nev.)	
Jan. 6	*at San Jose State (315)	W, 64-56		@Surf n Slam Tournament (San Diego, Calif.)	
Jan. 9	*Boise State (723)	W, 64-52		*WAC Game	
Jan. 13	*at Utah State (616)	W, 69-58		%WAC Tournament (Reno, Nev.)	
Jan. 16	*at Hawaii (1,945)	W, 80-62		#WNIT (Laramie, Wyo.)	
Jan. 21	*Fresno State (733)	L, 66-75			
Jan. 26	*Louisiana Tech (1,180)	W, 69-56			
Jan. 30	*at New Mexico State (1,610)	W, 65-60			

RECENT RESULTS

Year	Rec.	Conference	Post.
1982-83	8-18	—	—
1983-84	8-18	—	—
1984-85	9-15	—	—
1985-86	17-8	7-5 WCAC	—
1986-87	9-19	4-8 WCAC	—
1987-88	9-18	2-14 Mountain West	—
1988-89	2-25	0-16 Big Sky (9th)	—
1989-90	6-21	2-14 Big Sky (9th)	—
1990-91	5-22	3-13 Big Sky (8th)	—
1991-92	8-18	5-11 Big Sky (8th)	—
1992-93	4-22	4-14 Big West (9th)	—
1993-94	3-24	0-18 Big West (10th)	—
1994-95	10-18	6-12 Big West (8th)	—
1995-96	6-12	9-17 Big West (7th)	—
1996-97	9-5	13-13 Big West (1st-E)	—
1997-98	11-4	19-9 Big West (2nd-E)	—
1998-99	4-10	9-19 Big West (4th-E)	—
1999-00	8-6	19-10 Big West (1st-E)	—
2000-01	16-13	9-7 WAC (4th)	—
2001-02	9-19	6-12 WAC (T-6th)	—
2002-03	10-19	3-15 WAC (10th)	—
2003-04	3-26	2-16 WAC (10th)	—
2004-05	8-22	4-14 WAC (10th)	—
2005-06	13-17	8-8 WAC (T-4th)	—
2006-07	17-15	10-6 WAC (3rd)	WNIT
2007-08	18-12	9-7 WAC (T-4th)	—
2008-09	18-14	10-6 WAC (T-3rd)	—
2009-10	17-16	10-6 WAC (3rd)	WNIT

NEW MEXICO STATE AGGIES

QUICK FACTS

Location:..... Las Cruces, N.M.
Joined WAC:..... July 1, 2005
Enrollment:..... 17,198
Founded:..... 1888
Nickname:..... Aggies
Colors:..... Crimson and White
President:..... Dr. Barbara Couture
Athletics Director:..... Dr. McKinley Boston
Athletic Department:..... (575) 646-4126
Ticket Office:..... (575) 646-1420
Web Site:..... www.nmstatesports.com

BASKETBALL FACTS

Head Coach..... Darin Spence
Basketball Office..... (575) 646-1570

School's All-Time Record....568-482 (.541), 37 yrs
School's All-Time WAC Record...35-45 (.438), 5 yrs
Number of WAC Regular-Season Titles..... 0
Number of WAC Tournament Titles..... 0

2009-10 Record.....18-14 (.563)
2009-10 WAC Record..... 8-8 (T-4th)

Arena.....Pan American Center (12,482)
Arena Record..... 333-149 (.691), 36 years

NCAA Appearances.....2 (1987, 1988)
NCAA Record.....0-2 (.000)
WNIT Appearances.....2 (1994, 2010)
WNIT Record.....1-3 (.250)

Letterwinners Returning/Lost..... 10/3
Starters Returning/Lost.....4/1

PAN AMERICAN CENTER



AGGIE BITS

- New Mexico State returns four starters from an 18-win team that advanced to the Women's National Invitation Tournament (WNIT) a year ago. It marked just the fourth postseason appearance for the Aggies in program history.
- The Aggies' 2010-11 schedule includes a dozen games against teams that played in post-season tournaments a season ago.
- NM State is an experienced team with eight upperclassmen on a roster of 13.
- Last season, the Aggies earned just their third win over a ranked team in program history after a 61-60 victory over No. 21 Kansas.
- NM State's six-game win streak last winter was the longest for the program since the 1993-94 campaign when the Aggies strung together eight wins on two occasions.
- Madison Spence became the 17th Aggie to eclipse the 1,000-point career mark and is just the seventh player in the program's 37-year history to accomplish the feat prior to her senior year.
- Senior guard Jasmine Lowe is the Aggies' leading returning scorer after averaging 14.1 points per game last season.
- Camila Rosen earned WAC All-Freshman team honors last season.

2010-11 SCHEDULE

Date	Opponent	Time	Date	Opponent	Time
Nov. 12	at North Dakota State	7 p.m.	Jan. 27	*at Boise State	7 p.m.
Nov. 13	at North Dakota	7 p.m.	Jan. 29	*at Idaho	2 p.m.
Nov. 17	at UTEP	7 p.m.	Feb. 3	*Fresno State	7 p.m.
Nov. 20	Houston	5 p.m.	Feb. 7	*at Louisiana Tech	7 p.m.
Nov. 22	Western New Mexico	7 p.m.	Feb. 12	*Louisiana Tech	7 p.m.
Nov. 26	!Alcorn State	6:30 p.m.	Feb. 15	*Hawai'i	7 p.m.
Nov. 27	!No. Iowa/La. Monroe	6:30 p.m.	Feb. 17	*San Jose State	7 p.m.
Dec. 1	New Mexico	7 p.m.	Feb. 24	*at Utah State	7 p.m.
Dec. 5	Cal State Northridge	1 p.m.	Feb. 26	*at Nevada	2 p.m.
Dec. 13	at Michigan	7 p.m.	March 3	*Idaho	7 p.m.
Dec. 19	at Arizona	2 p.m.	March 5	*Boise State	3 p.m.
Dec. 22	Utah	7 p.m.	March 9-12	WAC Tournament	
Dec. 30	at New Mexico	7 p.m.		Las Vegas, Nev.	
Jan. 2	UTEP	2 p.m.			
Jan. 6	*at Hawai'i	5 p.m.			
Jan. 8	*at San Jose State	5 p.m.			
Jan. 12	*Nevada	7 p.m.			
Jan. 15	*at Fresno State	6 p.m.			
Jan. 22	*Utah State	7 p.m.			

!Hotel Encanto Thanksgiving Classic (Las Cruces, N.M.)
 *WAC Game
 All times local/subject to change

AGGIE ADMINISTRATION



Dr. Barbara Couture
President



Dr. Jack Thomas
Faculty Representative



Dr. McKinley Boston
Athletics Director



Maria Roth
Associate AD/SWA



Jeremy Strachan
SID

BOISE STATE • FRESNO STATE • HAWAII • IDAHO • LOUISIANA TECH • NEVADA • NEW MEXICO STATE • NEVADA • SAN JOSE STATE • UTAH STATE



DARIN SPENCE

Alma Mater: Marymount College, '85
Overall Record: 412-198 (.675), 19 years
School Record: 95-118 (.446), 7 years
WAC Record: 35-45 (.438), 5 years



HEAD COACH FILE

- Head coach Darin Spence is poised to become the longest tenured coach in Aggie women's basketball history this season entering his eighth season at NM State.
- He led the Aggies back to the postseason in 2010 for the first time since 1994 with a bid to the Women's National Invitational Tournament (WNIT).
- Spence moved into second place on the NM State all-time wins list with 95 after guiding the Aggies to 18 victories last season.
- He guided the Aggies to just the third win over a ranked team in program history, a 61-60 victory over No. 21 Kansas on Jan. 3, 2010. Two of the program's three wins over ranked teams have occurred under the direction of Spence.
- Spence coached his 200th game at NM State at home against Idaho on Jan. 20, 2010.
- Spence needs just five more victories to reach 100 wins as the Aggie floor general.
- On Feb. 3, 2010 he guided the Aggies to a 68-48 road win at San Jose State in his 600th career game as a head coach.
- Spence is the only coach in program history to lead the Aggies to a conference tournament championship game, a feat he accomplished in three straight seasons from 2006-08.

COACHING RECORDS

Year	School	Overall	Conf. (Finish)	Postseason
1987-88	Marymount College	29-7		NAIA
1988-99	Butler County CC	17-14		—
1989-90	Butler County CC	23-10		NJCAA (2-1)
1990-91	Butler County CC	23-10		NJCAA (2-1)
1991-92	Butler County CC	24-9	(1st)	—
1992-93	Butler County CC	30-4	(1st)	—
1997-98	Cowley County CC	32-2	(1st-E)	NJCAA (2-1)
1998-99	Cowley County CC	29-4	(1st-E)	NJCAA (2-1)
1999-00	Cowley County CC	30-3	(1st-E)	NJCAA (2-1)
2000-01	Cowley County CC	24-7		—
2001-02	Cowley County CC	28-4	17-1 (1st)	—
2002-03	Cowley County CC	28-6	16-2 (1st)	—
2003-04	New Mexico State	13-16	6-9 (7th)	—
2004-05	New Mexico State	9-19	4-11 (5th-W)	—
2005-06	New Mexico State	10-20	5-11 (T-7th)	—
2006-07	New Mexico State	13-18	6-10 (7th)	—
2007-08	New Mexico State	23-9	11-5 (3rd)	—
2008-09	New Mexico State	9-22	5-11 (7th)	—
2009-10	New Mexico State	18-14	8-8 (T-4th)	WNIT 0-1

Overall Record 412-198 (.675)/19 years
New Mexico State Record 95-118 (.446)/7 years
WAC Record 35-45 (.438)/5 years

ASSISTANT COACHES



Tony Giannotti
 Southern Utah '00
 2nd Year



Brooke Atkinson
 Wichita State '02
 8th Year



Cecilia Russell-Nava
 New Mexico State '07
 3rd Year

NEW MEXICO STATE TOP PLAYERS AND ROSTER



DANISHA CORBETT
G, 5-10, Sr.

Played in every game last season, starting 21 ... led the Aggies in free throw percentage (83.3) and three-pointers (57) ... posted career highs in rebounds (9), assists (5) and steals (4) ... led the team in points on three occasions, including a season-high 21 in the season opener at Cal State Northridge ... scored 18 points in a home victory over Boise State, knocking down a pair of threes on consecutive possessions to secure the first-ever season sweep of the Broncos ... as a sophomore, ranked fourth in the WAC in free throw percentage (.798), tied for the eighth best single-season free-throw percentage in school history ... her 58 three-pointers were the 10th-most in school history.

CAREER STATISTICS

Year	G-GS	Pts.-Avg.	Reb.	Ast.	Stl.
2007-08	22-0	69-3.1	20	6	9
2008-09	30-30	361-12.0	127	40	47
2009-10	32-21	287-9.0	128	49	34
Totals	84-51	717-8.5	275	95	90



JASMINE LOWE
G, 5-7, Sr.

Returns as the Aggies' leading scorer from a year ago when she averaged 14.1 points while starting 23 games ... also led the team last season in assists (100), three-point percentage (.389) and free throws made (115) ... her 29 points scored against New Mexico last season was the highest total of the year posted by an Aggie ... ranked among the top five in the WAC in steals (2.2, fourth), three-point percentage (38.9, fourth) and assists (3.1, fifth) ... earned WAC Player of the Week honors after averaging 21.5 points on 57 percent shooting, 5.5 rebounds, 3.5 assists and 3.5 steals in wins over Boise State and Hawai'i.

CAREER STATISTICS

Year	G-GS	Pts.-Avg.	Reb.	Ast.	Stl.
2009-10	32-23	450-14.1	122	100	71
Totals	32-23	450-14.1	122	100	71



MADISON SPENCE
G, 5-11, Sr.

Became the 17th Aggie to eclipse the 1,000-point mark and just the seventh player in the program's 37-year history to accomplish the feat prior to her senior year ... led the team in minutes played last season while averaging 11.0 points per game ... has started every game (94) of her career as an Aggie to rank fourth all-time in games started at NM State ... honored on all-WAC teams on two occasions ... two-time Academic all-WAC selection ... one of 16 players in school history to score 30 points or more in a game.

CAREER STATISTICS

Year	G-GS	Pts.-Avg.	Reb.	Ast.	Stl.
2007-08	31-31	314-10.1	84	105	22
2008-09	31-31	442-14.3	114	88	19
2009-10	32-32	352-11.0	97	82	44
Totals	94-94	1108-11.8	295	275	85

2010-11 ROSTER

No.	Name	Pos.	Ht.	Yr.	Exp.	Hometown (Last School)
1	Ariella McGhee	F	6-0	Jr.	TR	Lawton, Okla. (Hutchinson CC)
2	Malia Magazzeni	F	6-2	So.	1L	Queen Creek, Ariz. (Highland)
3	Jasmine Lowe	G	5-7	Sr.	1L	San Francisco, Calif. (Foothill College)
4	Erica Sanchez	F	6-3	RS-Jr.	2L	Chula Vista, Calif. (Eastlake)
10	Madison Spence	G	5-11	Sr.	3L	Las Cruces, N.M. (Mayfield)
11	Danisha Corbett	G	5-10	Sr.	3L	San Diego, Calif. (Montgomery)
13	Kaitlyn Soto	G	5-8	Jr.	2L	Santa Ana, Calif. (Mater Dei)
14	Andrea Chenier	G	5-11	Fr.	HS	Piedmont, Calif. (Piedmont)
15	Jasmine Rutledge	G	6-0	Fr.	HS	Manhattan Beach, Calif. (Mira Costa)
22	Kelsie Rozendaal	F	5-11	Jr.	2L	Weatherford, Texas (Weatherford)
25	Christina Fletcher	F	6-1	So.	1L	Downers Grove, Ill. (Montini Catholic)
33	Tabytha Wampler	F	6-1	Jr.	2L	Cottonwood, Calif. (West Valley)
35	Camila Rosen	G	6-0	So.	1L	Berkeley, Calif. (Berkeley)

TEAM PROFILE

Top Returnees	Pts.	Rebs.	Asts.
Danisha Corbett, Sr., G	9.0	4.0	1.5
Jasmine Lowe, Sr., G	14.1	3.8	3.1
Madison Spence, Sr., G	11.0	3.0	2.6
Tabytha Wampler, Jr., F	7.1	7.0	1.3
Kaitlyn Soto, Jr., G	5.7	1.7	1.7

Key Losses	Pts.	Rebs.	Asts.
Crystal Boyd, Sr., G	15.3	7.5	1.6
Cindy Ekweozor, So., C	1.1	0.8	0.1
Ashley Scroggins, Sr., F	0.6	2.7	0.3

NEW MEXICO STATE CAMPUS



MEDIA INFORMATION

SPORTS INFORMATION

Assistant AD/Media Relations Tyler Dunkel
Women's Basketball Contact ... Jeremy Strachan
Address MSC 3145 P.O. Box 300001
 Las Cruces, N.M. 88003
Office Number (575) 646-3269
Strachan's Cell Number (517) 749-3088
Strachan's E-Mail JLS@nmsu.edu
Fax Number (575) 646-2425
Press Row (575) 646-3400

MEDIA OUTLETS

Las Cruces Sun-News Jason Groves
 Office: (575) 541-5444 Fax: (575) 541-5498

El Paso Times

Office: (800) 351-1032 Fax: (915) 546-6343

Las Cruces Bulletin John Keith
 Office: (575) 524-8061 Fax: (575) 526-4621

Albuquerque Journal Randy Harrison
 Office: (800) 990-5765 Fax: (505) 823-3998

The Roundup (Campus)

Office: (575) 646-6397 Fax: (575) 646-7905

NEW MEXICO STATE 2009-10 STATISTICS AND RESULTS

All Games: 18-14

Home: 12-6

Road: 6-7

Neutral: 0-1

Player	GP-GS	Min-Avg	FG-FGA	Pct	3FG-FGA	Pct	FT-FTA	Pct	Off-Def	Rebs-Avg	PF-FO	Ast	TO	Blk	St	Pts-Avg
Boyd, Crystal	32-32	898-28.1	184-478	.385	31-104	.298	89-130	.685	67-174	241-7.5	85-4	51	110	51	72	488-15.3
Lowe, Jasmine	32-23	882-27.6	142-354	.401	51-131	.389	115-154	.747	27-95	122-3.8	56-0	100	122	1	71	450-14.1
Spence, Madison	32-32	983-30.7	115-273	.421	41-117	.350	81-112	.723	15-82	97-3.0	69-1	82	66	12	44	352-11.0
Corbett, Danisha	32-21	876-27.4	95-283	.336	57-174	.328	40-48	.833	37-91	128-4.0	61-0	49	52	14	34	287-9.0
Wampler, Tabytha	32-32	794-24.8	88-189	.466	5-9	.556	47-66	.712	87-136	223-7.0	123-8	41	81	16	21	228-7.1
Soto, Kaitlyn	32-4	673-21.0	57-161	.354	16-38	.421	51-77	.662	9-44	53-1.7	75-2	54	48	0	15	181-5.7
Rosen, Camila	26-10	399-15.3	27-57	.474	4-8	.500	8-16	.500	16-58	74-2.8	45-0	17	12	12	19	66-2.5
Rozendaal, Kelsie	30-0	277-9.2	13-25	.520	1-1	1.000	22-30	.733	28-30	58-1.9	14-0	5	10	1	7	49-1.6
Fletcher, Christina	31-0	238-7.7	18-31	.581	0-0	.000	6-13	.462	9-25	34-1.1	40-1	2	10	7	5	42-1.4
Magazzeni, Malia	27-1	286-10.6	13-36	.361	0-0	.000	5-10	.500	34-35	69-2.6	55-2	6	24	13	12	31-1.1
Ekweozor, Cindy	9-0	40-4.4	2-3	.667	0-0	.000	6-10	.600	2-5	7-0.8	11-0	1	3	0	1	10-1.1
Scroggins, Ashley	7-5	77-11.0	2-9	.222	0-1	.000	0-0	.000	8-11	19-2.7	9-0	2	7	3	7	4-0.6
Altenburg, Taylor	1-0	1-1.0	0-0	.000	0-0	.000	0-0	.000	0-0	0-0.0	0-0	0	0	0	0	0-0.0
TEAM									49-56	105-3.3	0		4			0
NM State	32		756-1899	.398	206-583	.353	470-666	.706	388-842	1230-38.4	643-18	410	549	130	308	2188-68.4
Opponents	32		705-1826	.386	161-541	.298	506-778	.650	428-867	1295-40.5	580-14	349	600	91	230	2077-64.9

WAC Games: 8-8

Home: 4-4

Road: 4-4

Player	GP-GS	Min-Avg	FG-FGA	Pct	3FG-FGA	Pct	FT-FTA	Pct	Off-Def	Rebs-Avg	PF-FO	Ast	TO	Blk	St	Pts-Avg
Boyd, Crystal	16-16	452-28.3	104-254	.409	16-48	.333	41-66	.621	39-81	120-7.5	47-2	26	54	30	32	265-16.6
Lowe, Jasmine	16-13	446-27.9	70-199	.352	24-75	.320	58-76	.763	19-47	66-4.1	21-0	53	62	0	35	222-13.9
Spence, Madison	16-16	506-31.6	56-139	.403	25-65	.385	31-50	.620	8-35	43-2.7	31-0	40	32	3	23	168-10.5
Corbett, Danisha	16-7	432-27.0	42-128	.328	25-79	.316	17-20	.850	15-34	49-3.1	27-0	25	20	8	16	126-7.9
Wampler, Tabytha	16-16	407-25.4	45-97	.464	3-5	.600	23-34	.676	46-65	111-6.9	65-4	16	27	11	12	116-7.3
Soto, Kaitlyn	16-3	332-20.8	22-78	.282	8-24	.333	21-29	.724	7-24	31-1.9	32-1	25	20	0	6	73-4.6
Rosen, Camila	14-9	267-19.1	19-34	.559	4-6	.667	5-7	.714	12-30	42-3.0	27-0	11	7	8	14	47-3.4
Fletcher, Christina	16-0	126-7.9	10-15	.667	0-0	.000	4-9	.444	3-15	18-1.1	21-0	1	5	3	4	24-1.5
Magazzeni, Malia	12-0	112-9.3	6-11	.545	0-0	.000	1-2	.500	11-20	31-2.6	26-2	1	7	6	4	13-1.1
Rozendaal, Kelsie	14-0	104-7.4	4-9	.444	1-1	1.000	5-8	.625	12-15	27-1.9	8-0	2	3	0	4	14-1.0
Scroggins, Ashley	2-0	32-16.0	0-4	.000	0-1	.000	0-0	.000	3-3	6-3.0	1-0	1	1	2	1	0-0.0
Ekweozor, Cindy	2-0	8-4.0	0-1	.000	0-0	.000	0-2	.000	0-1	1-0.5	2-0	0	0	0	0	0-0.0
TEAM									24-36	60-3.8	0		1			0
NM State	16		378-969	.390	106-304	.349	206-303	.680	199-406	605-37.8	308-9	201	239	71	151	1068-66.8
Opponents	16		342-901	.380	78-259	.301	248-380	.653	230-450	680-42.5	272-5	160	298	56	103	1010-63.1

2009-10 RESULTS

Date	Opponent (Attendance)	Result	Date	Opponent (Attendance)	Result
Nov. 13	at Cal State Northridge (267)	W, 79-72	Feb. 3	*at San Jose State (289)	W, 68-48
Nov. 15	at Cal Poly (303)	L, 86-90	Feb. 6	*Boise State (1,258)	W, 85-76
Nov. 20	Long Beach State (1,033)	W, 69-56	Feb. 10	*at Hawai'i (1,352)	W, 75-67
Nov. 23	North Dakota (471)	L, 50-57	Feb. 13	*at Fresno State (2,615)	L, 60-71
Nov. 27	!SIU-Edwardsville (892)	W, 73-64	Feb. 17	*Louisiana Tech (1,670)	L, 55-62
Nov. 28	!Michigan (907)	W, 72-67	Feb. 20	*at Idaho (481)	L, 59-60
Dec. 2	New Mexico (1,433)	L, 85-92	Feb. 23	*Utah State (1,327)	W, 73-54
Dec. 12	North Dakota State (1,169)	W, 71-65	March 3	*at Nevada (2,047)	L, 59-61
Dec. 15	UTEP (1,322)	W, 67-55	March 6	*San Jose State (1,225)	W, 62-35
Dec. 20	at New Mexico (8,455)	L, 64-81	March 10	%vs. No. 4 Idaho (743)	L, 63-75
Dec. 22	Alcorn State (957)	W, 76-54	March 17	#at Arizona State (1,144)	L, 61-84
Dec. 28	at UTEP (1,212)	W, 63-56			
Dec. 30	New Mexico Highlands (892)	W, 80-39		!Aggie Thanksgiving Classic (Las Cruces)	
Jan. 3	No. 21 Kansas (1,388)	W, 61-60		*WAC Game	
Jan. 6	*at Boise State (565)	W, 87-83 (OT)		%WAC Tournament (Reno, Nev.)	
Jan. 9	*Hawai'i (1,202)	W, 73-51		#WNIT (Tempe, Ariz.)	
Jan. 13	*Fresno State (1,311)	L, 67-77			
Jan. 16	*at Louisiana Tech (2,041)	L, 64-78			
Jan. 20	*Idaho (1,147)	L, 65-68			
Jan. 23	*at Utah State (568)	W, 56-55			
Jan. 30	*Nevada (1,610)	L, 60-64			

RECENT RESULTS

Year	Record	Conference	Post.
1982-83	11-15	1-9	—
1983-84	10-18	2-8	—
1984-85	15-13	8-4	—
1985-86	20-8	9-3	—
1986-87	23-7	10-2	NCAA
1987-88	26-3	10-0	NCAA
1988-89	19-10	8-2	—
1989-90	19-9	8-2	—
1990-91	14-17	8-2	—
1991-92	16-16	8-10	—
1992-93	17-11	11-7	—
1993-94	24-8	14-4	—
1994-95	20-9	14-4	WNIT
1995-96	20-10	14-4	—
1996-97	11-16	8-6	—
1997-98	7-19	2-12	—
1998-99	7-19	4-10	—
1999-00	10-16	5-9	—
2000-01	10-18	6-10	—
2001-02	13-16	6-9	—
2002-03	16-12	10-6	—
2003-04	13-16	6-9	—
2004-05	9-19	4-11	—
2005-06	10-20	5-11 WAC (T-7th)	—
2006-07	13-18	6-10 WAC (7th)	—
2007-08	23-9	11-5 WAC (3rd)	—
2008-09	9-22	5-11 WAC (7th)	—
2009-10	18-14	8-8 WAC (T-4th)	WNIT

SAN JOSE STATE SPARTANS

QUICK FACTS

Location:.....San Jose, Calif.
Joined WAC:..... July 1, 1996
Enrollment:..... 29,200
Founded:..... 1857
Nickname:..... Spartans
Colors:..... Gold, White and Blue
Interim President:..... Don Kassing
Athletics Director:..... Tom Bowen
Athletic Department:..... (408) 924-1200
Ticket Office:..... (408) 924-7589
Web Site:..... www.sjsuspartans.com

BASKETBALL FACTS

Head Coach.....Pam DeCosta
Basketball Office.....(408) 924-1241

School's All-Time Record...597-634 (.485), 36 yrs
School's All-Time WAC Record...66-171 (.278), 14 yrs
Number of WAC Regular-Season Titles..... 0
Number of WAC Tournament Titles..... 0

2009-10 Record..... 6-23 (.207)
2009-10 WAC Record..... 2-14 (9th)

Arena.....The Event Center (5,000)
Arena Record..... 101-82 (.552), 21 years

NCAA Appearances..... 0
NCAA Record..... N/A
WNIT Appearances..... 0
WNIT Record..... N/A

Letterwinners Returning/Lost.....7/5
Starters Returning/Lost.....2/3

THE EVENT CENTER



SPARTAN BITS

- The Spartans' six wins in 2009-10 were the most in head coach Pam DeCosta's tenure and the most for the program since winning 13 games during the 2005-06 season.
- The Spartans return one of their top three scorers from the 2009-10 team in senior guard Sayja Sumler (7.7 ppg).
- Forward Marnesha Hall (5.1 rpg) is the top returning rebounder for the Spartans.
- The Spartans will make their first-ever trip to Alaska when they play in the Great Alaska Shootout, Nov. 23-24, 2010.
- San Jose State's six consecutive home games between Dec. 18 and Jan. 8 are the most for the program since playing nine in a row at home in the 2000-01 season.
- San Jose State will travel close to 21,000 miles this season. The Spartans are projected to log 19,697 air miles and 1,302 miles of ground transportation.
- In 2010, Sayja Sumler became the first San Jose State player in four seasons to play at least 1,000 minutes.
- San Jose State seeks its first winning season since 2005.

2010-11 SCHEDULE

Date	Opponent	Time	Date	Opponent	Time
Nov. 6	Dominican (Exh.)	5:30 p.m.	Jan. 27	*at Fresno State	7 p.m.
Nov. 12	Weber State	7 p.m.	Jan. 29	*at Utah State	7 p.m.
Nov. 15	at San Francisco	7 p.m.	Feb. 2	*at Idaho	6 p.m.
Nov. 19	at Pacific	7 p.m.	Feb. 5	*Nevada	7 p.m.
Nov. 21	at Cal State Fullerton	1 p.m.	Feb. 10	*at Nevada	7 p.m.
Nov. 23	!at Alaska Anchorage	6 p.m.	Feb. 17	*at New Mexico State	7 p.m.
Nov. 24	!vs. Kent State/Washington	TBD	Feb. 19	*at Louisiana Tech	TBA
Dec. 1	at Northern Arizona	7 p.m.	Feb. 24	*at Hawai'i	5 p.m.
Dec. 5	UNLV	2 p.m.	Feb. 26	*Boise State	7:30 p.m.
Dec. 11	at Denver	7 p.m.	March 3	*Fresno State	5 p.m.
Dec. 18	Cal Poly	7 p.m.	March 5	*Utah State	7 p.m.
Dec. 21	UC Davis	7 p.m.	March 9-12	WAC Tournament	
Dec. 29	Mount St. Mary's	7 p.m.		Las Vegas, Nev.	
Jan. 2	Santa Clara	2 p.m.			
Jan. 6	*Louisiana Tech	5 p.m.			
Jan. 8	*New Mexico State	5 p.m.			
Jan. 13	*at Boise State	6 p.m.			
Jan. 20	*Idaho	7 p.m.			
Jan. 22	*Hawai'i	7 p.m.			

!Carrs/Safeway Great Alaska Shootout (Anchorage)
 *WAC Game
 All times local/subject to change

SPARTAN ADMINISTRATION



Don Kassing
Interim President



Bill Campsey
Faculty Representative



Tom Bowen
Athletics Director



Liz Jarnigan
Associate AD/SWA



Brian Morandi
SID




PAM DeCOSTA

Alma Mater: Metropolitan State, '91
Overall Record: 56-145 (.279), 7 years
School Record: 11-79 (.122), 3 years
WAC Record: 4-44 (.083), 3 years

HEAD COACH FILE

- Head coach Pam DeCosta returns for her fourth season and continues to change the mindset and attitude of the program.
- DeCosta led the Spartans past No. 22 California on the road last season. The win was the first win over a ranked team since the Spartans knocked off No. 17 Oregon State in 1983 at Spartan Gym.
- DeCosta came to San Jose State from Lynn University in Boca Raton, Fla., where she spent four seasons as the head coach. She took a program that had only five wins her first year and produced double-digit wins each of the next three seasons.
- Prior to being named head coach at Lynn, DeCosta was an assistant at Kansas for a total of eight years. Her 2003 class ranked 10th in the country, while her 2002 and 2001 classes both ranked 13th nationally. During her time at Kansas, the Jayhawks won a Big Eight Championship and made five NCAA Tournament appearances.
- In between her stints at Kansas, DeCosta was an assistant coach at Oklahoma under current head coach Sherri Coale. DeCosta helped to sign two-time All-American and current ESPN college basketball analyst Stacey Dales.
- Before her position at Kansas, DeCosta was the head varsity coach at Denver East High School for the 1992-93 season and led the team to a 5A District Championship and a final 5A state-ranking of ninth.
- DeCosta played college ball at Mesa State College in Grand Junction, Colo. She was a 1986 NAIA Kodak All-American and a two-time All-Rocky Mountain Athletic Conference first team pick. DeCosta led the RMAC in scoring and rebounding during the 1984-85 season. She also led the league in rebounding for the 1985-86 season with 16.8 boards per game.
- Following her 1991 graduation from Metropolitan State College (Denver, Colo.), DeCosta began her collegiate coaching career at her alma mater, serving as an assistant coach and the recruiting coordinator.



COACHING RECORDS

Year	School	Overall	Conf. (Finish)	Postseason
2003-04	Lynn	5-22	1-13 (8th)	—
2004-05	Lynn	12-16	6-10 (7th)	—
2005-06	Lynn	11-17	6-10 (7th)	—
2006-07	Lynn	17-11	9-7 (4th)	—
2006-07	San Jose State	3-28	1-15 (9th)	—
2007-08	San Jose State	2-28	1-15 (9th)	—
2009-10	San Jose State	6-23	2-14 (9th)	—

Overall Record 56-145 (.279)/7 years
Lynn Record 45-66 (.405)/4 years
San Jose State Record 11-79(.122)/3 years
WAC Record 4-44 (.083)/3 years

ASSISTANT COACHES



Brett Studley
 Lynn, '07
 4th Year



Megan Osmer
 Lynn '06
 3rd Year



Angela Gonzaga
 Santa Clara '04
 1st Year

SAN JOSE STATE TOP PLAYERS AND ROSTER



BRITNEY BRADLEY
G, 5-9, Sr.

Played in 21 games, starting two ... shot 31 percent (32-of-104) from the field on the season ... scored 90 points and pulled down 42 rebounds ... had four double figure scoring nights ... scored a career-high 13 points on 3-of-6 shooting against Cal State Fullerton on Nov. 13 ... tied her career high with 13 points against Fresno State on March 3 ... played two seasons at the College of the Canyons in Valencia, Calif. ... averaged 13.4 points and 4.7 assists a game during her second season ... twice named first team All-Western Conference.

CAREER STATISTICS

Year	G-GS	Pts.-Avg.	Reb.	Ast.	Stl.
2009-10	21-2	90-4.3	42	8	10
Totals	21-2	90-4.3	42	8	10




MARNESHA HALL
F, 6-0, Sr.

Played in 29 games, starting 24 ... hauled in 147 rebounds, averaging 5.1 rebounds per game ... scored a total of 157 points for an average 5.4 per game ... recorded six double digit scoring nights and two double-doubles ... scored 10 points and brought down 14 rebounds against New Mexico State on Feb. 3 ... recorded 11 points in back-to-back conference games at Idaho and at Fresno State down the home stretch of the season ... shot 50 percent from the field combined in the final three games of the season ... was 1.000 from beyond the arc in six different games ... played two seasons at Chipola College in Marianna, Fla. ... helped lead Chipola to a third-place finish in the 2009 NJCAA National Tournament.

CAREER STATISTICS

Year	G-GS	Pts.-Avg.	Reb.	Ast.	Stl.
2009-10	29-24	157-5.4	147	22	21
Totals	29-24	157-5.4	147	22	21



SAYJA SUMLER
G, 5-9, Sr.

Led the team in minutes per game (34.5), assists (79) and steals (49) ... had a career-high seven steals against Nevada on Jan. 6 ... averaged 7.7 points per game, good for third on the team ... recorded 10 double-digit scoring games and two double-digit rebounding games ... ranked third in the WAC in minutes per game (34.5) and ninth in both assists (2.7) and steals (1.7) ... had a career high 19 points and a season-high 10 rebounds at Sacramento State on Dec. 18, when she hit the game-winning bucket in overtime to lead the Spartans to back-to-back wins for the first time since the 2005-06 season.

CAREER STATISTICS

Year	G-GS	Pts.-Avg.	Reb.	Ast.	Stl.
2007-08	31-25	196-6.3	121	47	38
2008-09	30-28	212-7.1	118	62	47
2009-10	29-29	224-7.7	127	79	49
Totals	90-82	632-7.0	366	188	134

2010-11 ROSTER

No.	Name	Pos.	Ht.	Yr.	Exp.	Hometown (Last School)
2	Britney Bradley	G	5-9	Sr.	1L	Newhall, Calif. (College of the Canyons)
3	Ajhanai Newton	G	5-2	Fr.	HS	San Jose, Calif. (Valley Christian)
4	Sayja Sumler	G	5-9	Sr.	3L	Oakland, Calif. (Oakland Tech)
5	Sara Plavljjanin	G	5-9	Jr.	JC	Zagreb, Croatia (Miles Community College)
10	Myesha Broaden	C	6-2	Jr.	1L	Pacoima, Calif. (IMG Academies Pendleton School)
11	Rachel Finnegan	G	5-9	So.	1L	Turlock, Calif. (Turlock)
12	Liz Johnson	G	5-2	So.	SQ	Dublin, Calif. (Dublin)
14	Palagi Atoe	G	5-8	Sr.	1L	Windsor, Calif. (Santa Rosa Junior College)
15	Monique Coble	G	5-9	So.	SQ	Oceanside, Calif. (Vista)
21	Marnesha Hall	F	6-0	Sr.	1L	San Diego, Calif. (Chipola College)
22	Leonie Solia	G	5-8	Jr.	JC	San Jose, Calif. (San Jose City College)
24	Brittany Johnson	F	6-0	Jr.	JC	Tulsa, Okla. (Independence College)
32	Dominique Hamilton	C	6-2	Jr.	2L	Berkeley, Calif. (Piedmont)
33	Brianna Ashley	F	6-2	Fr.	HS	Oakland, Calif. (Bishop O'Dowd)

TEAM PROFILE

Top Returnees	Pts.	Rebs.	Asts.
Palagi Atoe, Sr., G	3.6	1.8	0.4
Britney Bradley, Sr., G	4.3	2.0	0.4
Marnesha Hall, Sr., F	5.4	5.1	0.8
Sayja Sumler, Sr., G	7.7	4.4	2.7

Key Losses	Pts.	Rebs.	Asts.
Ashley Brown, Sr., G	4.4	1.6	1.9
Aumornai Edinborough, Sr., F	1.0	1.4	0.1
Samantha Marez, Sr., F/C	9.2	4.0	0.6
Shaunna Ridge, Sr., F	6.0	6.2	1.7
Chasity Shavers, Sr., G	15.1	4.2	1.2

SAN JOSE STATE CAMPUS



MEDIA INFORMATION

SPORTS INFORMATION

DirectorLawrence Fan
Women's Basketball ContactBrian Morandi
AddressOne Washington Square
 San Jose, CA 95192
Office Number (408) 924-1211
Morandi's Cell Number (970) 215-8003
Morandi's E-Mailbrian.morandi@sjsu.edu
Fax Number (408) 924-1291
Press Row (408) 924-6470

MEDIA OUTLETS

Associated Press Jane McCauley
 Office: (415) 495-1708.....Fax: (415) 495-4967

San Jose Mercury News Jon Wilner
 Office: (408) 920-5354..... Fax: (408) 920-5244

San Francisco Chronicle
 Office: (415) 777-7201..... Fax: (415) 543-3754

Spartan Daily (Campus)
 Office: (408) 924-3280.....Fax: (408) 924-3237

KSJS-FM Radio
 Office: (408) 924-4548

SAN JOSE STATE 2009-10 STATISTICS AND RESULTS

All Games: 6-23

Home: 3-11

Road: 3-10

Neutral: 0-2

Player	GP-GS	Min-Avg	FG-FGA	Pct	3FG-FGA	Pct	FT-FTA	Pct	Off-Def	Rebs-Avg	PF-FO	Ast	TO	Blk	St	Pts-Avg
Shavers, Chasity	29-26	890-30.7	170-404	.421	26-110	.236	73-103	.709	38-83	121-4.2	83-3	34	81	22	45	439-15.1
Marez, Samantha	26-5	537-20.7	97-235	.413	16-68	.235	30-45	.667	37-66	103-4.0	68-1	15	60	14	17	240-9.2
Sumler, Sayja	29-29	1001-34.5	75-209	.359	0-6	.000	74-129	.574	51-76	127-4.4	96-3	79	130	4	49	224-7.7
Ridge, Shaunna	28-25	824-29.4	60-157	.382	16-64	.250	33-50	.660	55-119	174-6.2	69-2	48	75	34	46	169-6.0
Hall, Marnesha	29-24	705-24.3	58-161	.360	8-25	.320	33-58	.569	60-87	147-5.1	63-2	22	50	7	21	157-5.4
Brown, Ashley	26-10	477-18.3	45-122	.369	1-4	.250	23-28	.821	7-35	42-1.6	59-1	48	79	3	15	114-4.4
Bradley, Britney	21-2	290-13.8	32-104	.308	5-15	.333	21-30	.700	16-26	42-2.0	10-0	8	22	0	10	90-4.3
Atoe, Palagi	24-11	308-12.8	34-85	.400	10-27	.370	9-17	.529	20-22	42-1.8	38-0	10	28	1	9	87-3.6
Eckberg, Alisha	7-0	58-8.3	9-26	.346	5-12	.417	1-2	.500	1-6	7-1.0	4-0	2	2	1	2	24-3.4
Hamilton, Dominique	27-3	218-8.1	17-51	.333	0-1	.000	15-22	.682	21-35	56-2.1	39-1	2	22	1	5	49-1.8
Schivo, Addie	9-2	71-7.9	4-21	.190	0-7	.000	8-8	1.000	1-2	3-0.3	4-0	2	5	0	1	16-1.8
Edinburgh, Aumornai	16-1	106-6.6	8-18	.444	0-0	.000	0-1	.000	15-8	23-1.4	9-0	1	10	0	1	16-1.0
Finnegan, Rachel	15-6	248-16.5	4-16	.250	1-1	1.000	2-8	.250	2-29	31-2.1	21-1	24	25	3	5	11-0.7
Johnson, Liz	11-1	75-6.8	0-3	.000	0-1	.000	5-9	.556	2-3	5-0.5	9-0	5	11	0	1	5-0.5
Broaden, Myesha	3-0	14-4.7	0-1	.000	0-0	.000	0-0	.000	1-1	2-0.7	1-0	0	2	0	1	0-0.0
Keenan, Danielle	1-0	3-3.0	0-0	.000	0-0	.000	0-0	.000	0-1	1-1.0	0-0	0	0	0	0	0-0.0
TEAM										66-51	117-4.0	1	15			0
San Jose State	29		613-1613	.380	88-341	.258	327-510	.641	393-650	1043-36.0	574-14	300	617	90	228	1641-56.6
Opponents	29		684-1645	.416	172-496	.347	526-729	.722	392-689	1081-37.3	503-6	373	487	111	288	2066-71.2

WAC Games: 2-14

Home: 2-6

Road: 0-8

Player	GP-GS	Min-Avg	FG-FGA	Pct	3FG-FGA	Pct	FT-FTA	Pct	Off-Def	Rebs-Avg	PF-FO	Ast	TO	Blk	St	Pts-Avg
Shavers, Chasity	16-15	514-32.1	90-221	.407	15-65	.231	37-52	.712	16-42	58-3.6	40-0	15	47	11	26	232-14.5
Sumler, Sayja	16-16	552-34.5	42-108	.389	0-2	.000	38-71	.535	25-41	66-4.1	55-3	42	72	3	23	122-7.6
Marez, Samantha	13-4	278-21.4	32-107	.299	11-45	.244	16-28	.571	14-38	52-4.0	31-0	9	28	8	7	91-7.0
Hall, Marnesha	16-12	425-26.6	38-94	.404	2-11	.182	22-41	.537	34-57	91-5.7	32-0	13	25	3	9	100-6.3
Ridge, Shaunna	15-13	433-28.9	25-81	.309	6-33	.182	19-27	.704	33-59	92-6.1	40-2	24	34	22	26	75-5.0
Brown, Ashley	15-7	300-20.0	29-89	.326	1-3	.333	15-18	.833	4-28	32-2.1	36-1	26	50	2	11	74-4.9
Bradley, Britney	11-2	160-14.5	15-49	.306	1-6	.167	7-12	.583	5-13	18-1.6	8-0	4	12	0	5	38-3.5
Atoe, Palagi	11-4	142-12.9	12-36	.333	4-11	.364	4-6	.667	10-12	22-2.0	20-0	1	9	1	4	32-2.9
Hamilton, Dominique	15-3	141-9.4	11-33	.333	0-1	.000	11-17	.647	12-24	36-2.4	24-1	1	15	1	4	33-2.2
Schivo, Addie	8-2	68-8.5	4-20	.200	0-7	.000	6-6	1.000	1-2	3-0.4	4-0	2	5	0	1	14-1.8
Edinburgh, Aumornai	12-1	88-7.3	6-15	.400	0-0	.000	0-1	.000	14-6	20-1.7	8-0	1	8	0	0	12-1.0
Johnson, Liz	11-1	75-6.8	0-3	.000	0-1	.000	5-9	.556	2-3	5-0.5	9-0	5	11	0	1	5-0.5
Broaden, Myesha	1-0	4-4.0	0-0	.000	0-0	.000	0-0	.000	0-1	1-1.0	0-0	0	0	0	0	0-0.0
Finnegan, Rachel	2-0	20-10.0	0-0	.000	0-0	.000	0-0	.000	0-1	1-0.5	2-0	2	1	0	0	0-0.0
TEAM										36-31	67-4.2	1	10			0
San Jose State	16		304-856	.355	40-185	.216	180-288	.625	206-358	564-35.2	310-7	145	327	51	117	828-51.8
Opponents	16		379-897	.423	95-260	.365	274-397	.690	214-402	616-38.5	285-4	203	241	68	157	1127-70.4

2009-10 RESULTS

Date	Opponent (Attendance)	Result	Date	Opponent (Attendance)	Result
Nov. 13	Cal State Fullerton (402)	L, 77-79	Feb. 6	*at Nevada (1,258)	L, 48-72
Nov. 17	Pepperdine (316)	L, 66-83	Feb. 11	*Utah State (318)	L, 46-66
Nov. 20	Cal State Northridge (462)	L, 61-62	Feb. 14	*at Louisiana Tech (1,745)	L, 66-81
Nov. 24	San Francisco (309)	W, 63-51	Feb. 17	*Hawai'i (387)	W, 68-61
Nov. 27	lvs. Mississippi (222)	L, 33-78	Feb. 20	*Boise State (441)	L, 62-80
Nov. 28	!Fordham (269)	L, 64-71	Feb. 24	*at Idaho (381)	L, 59-74
Dec. 2	Loyola Marymount (221)	L, 47-66	March 3	*at Fresno State (3,412)	L, 47-83
Dec. 6	Denver (212)	L, 61-66	March 6	*at New Mexico State (1,225)	L, 35-62
Dec. 9	at No. 22/22 California (560)	W, 68-66			
Dec. 18	at Sacramento State (391)	W, 84-81 (OT)		!Boca Bridge Hotel Holiday Tourney (Boca Raton, Fla.)	
Dec. 22	at Colorado (2,783)	L, 50-86		*WAC Game	
Dec. 29	at Cal State Bakersfield (304)	L, 64-86		%WAC Tournament (Reno, Nev.)	
Jan. 2	at Santa Clara (612)	W, 75-64			
Jan. 6	*Nevada (315)	L, 56-64			
Jan. 9	*at Utah State (575)	L, 54-65			
Jan. 13	*Louisiana Tech (446)	L, 48-92			
Jan. 20	*at Boise State (2,883)	L, 53-75			
Jan. 23	*Idaho (2,285)	W, 58-53			
Jan. 27	*at Hawai'i (1,369)	L, 49-63			
Jan. 30	*Fresno State (683)	L, 31-68			
Feb. 3	*New Mexico State (289)	L, 48-68			

RECENT RESULTS

Year	Record	Conference	Post.
1982-83	17-9	8-6 NorPac (5th)	—
1983-84	9-17	5-9 NorPac (6th)	—
1984-85	9-17	3-9 NorPac (7th)	—
1985-86	6-20	1-11 PCAA (7th)	—
1986-87	3-23	1-17 PCAA (9th)	—
1987-88	1-26	0-18 PCAA (10th)	—
1988-89	4-23	1-17 Big West (10th)	—
1989-90	5-24	2-16 Big West (9th)	—
1990-91	2-25	0-18 Big West (10th)	—
1991-92	2-25	1-17 Big West (10th)	—
1992-93	5-21	4-14 Big West (T-8th)	—
1993-94	14-13	9-9 Big West (T-6th)	—
1994-95	4-24	2-16 Big West (10th)	—
1995-96	8-19	3-15 Big West (T-9th)	—
1996-97	10-18	5-11 WAC (6th-Pac)	—
1997-98	6-21	2-12 WAC (8th-Pac)	—
1998-99	2-25	0-14 WAC (8th-Pac)	—
1999-00	3-24	1-13 WAC (8th)	—
2000-01	13-16	4-12 WAC (9th)	—
2001-02	17-11	12-6 WAC (4th)	—
2002-03	13-15	9-9 WAC (T-4th)	—
2003-04	16-13	7-11 WAC (T-6th)	—
2004-05	23-10	12-6 WAC (T-4th)	—
2005-06	13-15	8-8 WAC (T-4th)	—
2006-07	5-27	4-12 WAC (8th)	—
2007-08	3-28	1-15 WAC (9th)	—
2008-09	2-28	1-15 WAC (9th)	—
2009-10	6-23	2-14 WAC (9th)	—

UTAH STATE AGGIES

QUICK FACTS

Location:.....Logan, Utah
Joined WAC:.....July 1, 2005
Enrollment:.....25,065
Founded:.....1888
Nickname:.....Aggies
Colors:.....Navy Blue and White
President:.....Stan Albrecht
Athletics Director:.....Scott Barnes
Athletic Department:.....(435) 797-1850
Ticket Office:.....(435) 797-0305
Web Site:.....www.utahstateaggies.com

BASKETBALL FACTS

Head Coach.....Raegan Pebley
Basketball Office.....(435) 797-8130

School's All-Time Record...216-358 (.376), 22 yrs
School's All-Time WAC Record...28-52 (.350), 5 yrs
Number of WAC Regular-Season Titles.....0
Number of WAC Tournament Titles.....0

2009-10 Record.....13-17 (.433)
2009-10 WAC Record.....5-11 (7th)

Arena.....Dee Glen Smith Spectrum (10,270)
Arena Record.....102-127 (.445), 19 years

NCAA Appearances.....0
NCAA Record.....N/A
WNIT Appearances.....0
WNIT Record.....N/A

Letterwinners Returning/Lost.....9/5
Starters Returning/Lost.....2/3

DEE GLEN SMITH SPECTRUM



AGGIE BITS

- Last season, Amber White became just the third Aggie ever to earn all-WAC honors, while Alice Coddington was named to the WAC's all-defensive team and Banna Diop earned all-freshmen team honors.
- Utah State returns eight players from last season's team that went 13-17, including starters Coddington and White.
- USU brings back 65 percent of its offense, including its top three scorers in White, Coddington and LaCale Pringle-Buchanan.
- The Aggies also welcome back the steal leader in Coddington.
- Diop will also be back in the blue and white as Utah State's second-leading rebounder, bringing down 142 rebounds as a freshman in 2009-10.
- With four blocks against Boise State on March 3, 2010, USU broke the modern era block record. Utah State had 144 blocks last season.
- Utah State welcomes two new assistant coaches this season in former Aggie Danyelle Snelgro and Hanna Howard. Snelgro played at Utah State from 2006-09. Howard was formerly an assistant coach at UC San Diego.
- USU enters its sixth season in the WAC.

2010-11 SCHEDULE

Date	Opponent	Time	Date	Opponent	Time
Nov. 5	University of Mary (Exh.)	5 p.m.	Jan. 22	*at New Mexico State	7 p.m.
Nov. 12	Dixie State	4 p.m.	Jan. 27	*Hawai'i	7 p.m.
Nov. 15	at North Dakota State	7 p.m.	Jan. 29	*San Jose State	7 p.m.
Nov. 20	Montana	7 p.m.	Feb. 3	*at Nevada	7 p.m.
Nov. 23	at Brigham Young	4 p.m.	Feb. 5	*at Boise State	7 p.m.
Nov. 27	at Weber State	2 p.m.	Feb. 10	*Idaho	7 p.m.
Nov. 29	Southern Utah	7 p.m.	Feb. 12	*at Fresno State	2 p.m.
Dec. 1	at Utah Valley	7 p.m.	Feb. 19	*at Idaho	2 p.m.
Dec. 4	at Northern Arizona	2 p.m.	Feb. 24	*New Mexico State	7 p.m.
Dec. 8	San Francisco	7 p.m.	Feb. 26	*Louisiana Tech	3 p.m.
Dec. 11	Idaho State	3 p.m.	March 3	*at Hawai'i	7 p.m.
Dec. 20	South Dakota State	noon	March 5	*at San Jose State	7 p.m.
Dec. 23	Wyoming	2 p.m.	March 9-12	WAC Tournament Las Vegas, Nev.	
Jan. 1	at Utah	3 p.m.			
Jan. 6	*Boise State	7 p.m.			
Jan. 8	*Fresno State	7 p.m.			
Jan. 15	*Nevada	3 p.m.			
Jan. 20	*at Louisiana Tech	7 p.m.			

*WAC Game
 All times local/subject to change

AGGIE ADMINISTRATION



Stan Albrecht
President



Ken White
Faculty Representative



Scott Barnes
Athletics Director



Jana Doggett
Senior Associate AD/SWA



Jackie Banda
SID



RAEGAN PEBLEY

Alma Mater: Colorado, '97
Overall Record: 71-130 (.353), 7 years
School Record: Same
WAC Record: 28-52 (.350), 5 years


HEAD COACH FILE

- Head coach Raegan Pebley coached in her 200th game as USU head coach in the win over Hawai'i to end the regular season.
- She is 71-130 in eight seasons at Utah State.
- Pebley encourages success on and off the court as nine players were named to the academic all-WAC squad last year, which is the most in her time as the Aggies head coach.
- Under Pebley's direction 11 players have earned all-WAC honors, including five honorable mention selections, three all-freshman team honorees, an all-defensive team pick, a second-team honoree and one first-team selection.
- Last season Pebley and the Aggies started with a win against in-state rival Utah, 67-58, in Logan. It was the Aggies' first win over the Utes since 1975.
- Pebley welcomes two new assistant coaches this season in former Aggie great Danyelle Snelgro and Hanna Howard. Snelgro played at Utah State from 2006-09. Howard was formerly an assistant coach at UC San Diego.
- In the summer of 2010, Pebley was one of several coaches to take part in a mock NCAA selection.
- Pebley is married to Keith, who is a high school history teacher at Fast Forward Charter School and an assistant football coach at Logan High School. They have a son, Joseph, and a daughter, Harper.
- She was an assistant coach for four years at George Mason (1997-99) and Colorado State (1999-2001) before coming to Utah State.
- Pebley was a four-year letterwinner at Colorado before being a third-round draft pick by the Utah Starzz in 1997. She also spent one season with the Cleveland Rockers in 1998.

COACHING RECORDS

Year	School	Overall	Conf. (Finish)	Postseason
2003-04	Utah State	5-22	5-13 (8th) - Big West	—
2004-05	Utah State	14-14	9-9 (6th) - Big West	—
2005-06	Utah State	3-24	2-14 (9th)	—
2006-07	Utah State	11-18	7-9 (6th)	—
2007-08	Utah State	9-20	5-11 (7th)	—
2008-09	Utah State	16-15	9-7 (T-5th)	—
2009-10	Utah State	13-17	5-11 (7th)	—

Overall Record 71-130 (.353)/7 years
WAC Record 28-52 (.350)/5 years



ASSISTANT COACHES



George Brosky
 West Chester '97
 7th Year



Hanna Howard
 Portland '05
 1st Year



Danyelle Snelgro
 Utah State '09
 1st Year

UTAH STATE TOP PLAYERS AND ROSTER



ALICE CODDINGTON
G, 5-10, Sr.

Started all 30 games ... led the team in assists (88), steals (75) and minutes played (937) ... set a Utah State record for most steals in a game, nabbing 13 against Weber State on Dec. 22 ... added 13 points and three assists vs. the Wildcats ... scored a season-high 18 points in the first game of the season against Utah on Nov. 13 ... played 38 minutes in three games ... ranked first in the WAC in steals per game (2.5) and sixth in assists (2.9).

CAREER STATISTICS

Year	G-GS	Pts.-Avg.	Reb.	Ast.	Stl.
2007-08	28-3	70-2.5	54	23	27
2008-09	31-31	157-5.1	151	85	51
2009-10	30-30	248-8.3	111	88	75
Totals	89-64	475-5.3	316	196	153



LACALE PRINGLE-BUCHANAN
G, 5-10, Sr.

Played in 29 games in her first year as an Aggie ... ranked second on the team in three-point percentage (.395) ... scored 244 points in 471 minutes on the season ... scored a season-high 22 points and nabbed a season-high six steals at New Mexico State on Feb. 23 ... dished a season-high four assists at Boise State on Jan. 1 ... scored in double-digits in 11 games ... ranked third in the WAC in three-point field goal percentage (.395), sixth in steals per game (2.1) and ninth in free throw percentage (.725).

CAREER STATISTICS

Year	G-GS	Pts.-Avg.	Reb.	Ast.	Stl.
2009-10	29-0	244-8.4	98	44	60
Totals	29-0	244-8.4	98	44	60



AMBER WHITE
G/F, 5-10, Sr.

Started all 30 games last season ... named to the all-WAC second team, only the third Aggie ever to earn all-WAC honors ... led the team and was 10th in the WAC in scoring, averaging 11.6 points per game ... scored a career-high 27 points in a loss to Fresno State on Feb. 17 ... led USU to a season-opening win over Utah with 25 points on Nov. 13 ... registered first career double-double with 18 points and 10 rebounds against New Mexico State on Jan. 23 ... scored in double figures 23 times, including scoring more than 20 points twice.

Year	G-GS	Pts.-Avg.	Reb.	Ast.	Stl.
2007-08	24-1	41-1.7	43	6	5
2008-09	29-0	85-2.9	59	14	14
2009-10	30-30	349-11.6	116	40	27
Totals	83-31	475-5.7	218	60	46

2010-11 ROSTER

No.	Name	Pos.	Ht.	Yr.	Exp.	Hometown (Last School)
1	LaCale Pringle-Buchanan	G	5-10	Sr.	1L	Seattle, Wash. (College of Southern Idaho)
2	Jennifer Schlott	G	5-6	Fr.	HS	Mesa, Ariz. (Mountain View)
4	Devyn Christensen	F	5-6	So.	1L	Caldwell, Idaho (Vallivue)
11	Stacey Howard	F	6-0	Sr.	2L	Queensland, Australia (Northeastern JC)
12	Jenna Johnson	G	5-10	So.	1L	Wasilla, Alaska (Wasilla)
13	Alice Coddington	G	5-10	Sr.	3L	Canberra, Australia (Radford College)
15	Kamie Imai	G	5-8	Fr.	HS	Pahoa, Hawaii (Waiakea)
20	Chelsea Burns	G/F	5-10	RS-So.	1L	Carlsbad, Calif. (La Jolla Country Day)
21	Amber White	G/F	5-10	Sr.	3L	San Leandro, Calif. (San Leandro)
22	Ashlee Brown	F	6-0	Jr.	TR	Chandler, Ariz. (UC Santa Barbara)
24	Pualei Furtado	G	5-5	So.	1L	Kaneohe, Hawaii (Kamehameha)
34	Reyneisha Mays	F	6-3	Jr.	TR	Granada Hills, Calif. (Moorpark College)
35	Stephanie Larson	P	6-3	Fr.	HS	Tustin, Calif. (Foothill)
42	Banna Diop	C	6-6	RS-So.	1L	Dakar, Senegal (Kurashiki Suisho)
54	Maddy Plunkett	F	6-2	Jr.	TR	Albury, Australia (College of Southern Idaho)

TEAM PROFILE

Top Returnees	Pts.	Rebs.	Asts.
Alice Coddington, Sr., G	8.3	3.7	2.9
Banna Diop, So., C	5.7	4.9	0.2
LaCale Pringle-Buchanan, Sr., G	8.4	3.4	1.5
Amber White, Sr., G	11.6	3.9	1.3

Key Losses	Pts.	Rebs.	Asts.
Trisha Jo Goddard, So., G	5.3	1.4	1.2
Nicole Johnson, Sr., F	3.5	3.9	1.2
Lydia Whitehead, Sr., C/F	6.5	6.5	0.6
TaHara Williams, Sr., G	5.3	1.7	1.8

UTAH STATE CAMPUS



MEDIA INFORMATION

SPORTS INFORMATION

Director Doug Hoffman
Women's Basketball Contact Jackie Banda
Address 7400 Old Main Hill
 Logan, UT 84322-7400
Office Number (435) 797-1361
Banda's Cell Number (661) 713-4424
Banda's E-Mailjackie.banda@aggiemail.usu.edu
Fax Number (435) 797-2615
Press Row (435) 797-3443

MEDIA OUTLETS

Associated Press Doug Alden
 Office: (801) 322-3405.....Fax: (801) 322-0051
Logan Herald Journal.....Shawn Harrison
 Office: (435) 752-2121.....Fax: (435) 753-6642
Salt Lake Tribune.....Marty Renzhofer
 Office: (801) 257-8900.....Fax: (801) 257-8950
Deseret News Kraig Williams
 Office: (801) 237-2161.....Fax: (801) 237-2543
Ogden Standard-Examiner
 Office: (801) 625-4261.....Fax: (801) 625-4299
Utah Statesman Adam Nettina
 Office: (435) 797-1761.....Fax: (435) 797-1760

UTAH STATE 2009-10 STATISTICS AND RESULTS

All Games: 13-17

Home: 8-7

Road: 5-7

Neutral: 0-3

Player	GP-GS	Min-Avg	FG-FGA	Pct	3FG-FGA	Pct	FT-FTA	Pct	Off-Def	Rebs-Avg	PF-FO	Ast	TO	Blk	St	Pts-Avg
White, Amber	30-30	919-30.6	138-341	.405	24-64	.375	49-68	.721	35-81	116-3.9	52-0	40	65	11	27	349-11.6
Pringle-Buchanan, L.	29-0	471-16.2	77-194	.397	32-81	.395	58-80	.725	43-55	98-3.4	54-1	44	52	2	60	244-8.4
Coddington, Alice	30-30	937-31.2	94-263	.357	21-67	.313	39-59	.661	33-78	111-3.7	63-2	88	91	10	75	248-8.3
Whitehead, Lydia	30-28	709-23.6	77-188	.410	0-0	.000	42-64	.656	70-126	196-6.5	82-1	18	79	31	22	196-6.5
Diop, Banna	29-8	484-16.7	63-146	.432	13-44	.295	27-38	.711	46-96	142-4.9	58-0	5	27	36	5	166-5.7
Goddard, Trisha Jo	27-11	568-21.0	51-122	.418	29-66	.439	21-34	.618	7-32	39-1.4	39-1	32	47	2	12	152-5.6
Williams, TaHara	30-19	564-18.8	56-123	.455	11-32	.344	37-62	.597	10-40	50-1.7	40-0	55	44	1	32	160-5.3
Johnson, Nicole	30-24	743-24.8	42-130	.323	8-33	.242	14-21	.667	29-88	117-3.9	59-0	37	53	48	15	106-3.5
Howard, Stacey	26-0	244-9.4	18-49	.367	5-19	.263	19-30	.633	16-20	36-1.4	24-0	9	23	0	4	60-2.3
Christensen, Devyn	21-0	126-6.0	13-46	.283	9-33	.273	7-7	1.000	3-8	11-0.5	15-0	5	15	3	4	42-2.0
Furtado, Pualei	14-0	107-7.6	5-21	.238	3-14	.214	4-5	.800	4-9	13-0.9	9-0	5	9	0	5	17-1.2
Johnson, Jenna	19-0	101-5.3	5-21	.238	1-7	.143	10-12	.833	6-6	12-0.6	15-0	5	16	0	5	21-1.1
Palo, LeeAnn	8-0	27-3.4	3-7	.429	1-3	.333	0-0	.000	1-2	3-0.4	2-0	1	1	0	0	7-0.9
TEAM									38-54	92-3.1	0		2			0

Utah State	30	642-1651	.389	157-463	.339	327-480	.681	341-695	1036-34.5	512-5	344	524	144	266	1768-58.9
Opponents	30	636-1643	.387	151-411	.367	381-516	.738	387-748	1135-37.8	470-8	378	554	68	278	1804-60.1

WAC Games: 5-11

Home: 2-6

Road: 3-5

Player	GP-GS	Min-Avg	FG-FGA	Pct	3FG-FGA	Pct	FT-FTA	Pct	Off-Def	Rebs-Avg	PF-FO	Ast	TO	Blk	St	Pts-Avg
White, Amber	16-16	506-31.6	72-190	.379	13-41	.317	30-39	.769	16-47	63-3.9	29-0	22	33	9	19	187-11.7
Coddington, Alice	16-16	500-31.3	54-142	.380	9-30	.300	22-29	.759	17-40	57-3.6	37-1	50	54	8	34	139-8.7
Pringle-Buchanan, L.	16-0	280-17.5	39-114	.342	20-52	.385	38-55	.691	27-33	60-3.8	31-0	22	34	1	32	136-8.5
Diop, Banna	16-7	307-19.2	42-99	.424	9-32	.281	18-26	.692	26-63	89-5.6	35-0	4	16	19	3	111-6.9
Whitehead, Lydia	16-14	358-22.4	31-88	.352	0-0	.000	24-37	.649	29-61	90-5.6	42-0	7	39	18	7	86-5.4
Williams, TaHara	16-14	325-20.3	28-67	.418	9-21	.429	19-34	.559	8-19	27-1.7	26-0	27	31	1	19	84-5.3
Johnson, Nicole	16-11	385-24.1	22-69	.319	7-21	.333	9-14	.643	16-54	70-4.4	30-0	17	26	23	8	60-3.8
Goddard, Trisha Jo	15-2	256-17.1	19-53	.358	9-28	.321	6-8	.750	3-15	18-1.2	18-1	12	20	0	3	53-3.5
Christensen, Devyn	11-0	76-6.9	9-30	.300	5-19	.263	1-1	1.000	1-7	8-0.7	5-0	2	8	1	3	24-2.2
Howard, Stacey	12-0	87-7.3	7-15	.467	2-6	.333	10-13	.769	1-6	7-0.6	7-0	4	5	0	1	26-2.2
Johnson, Jenna	7-0	46-6.6	3-8	.375	0-3	.000	3-4	.750	4-1	5-0.7	8-0	1	8	0	2	9-1.3
Furtado, Pualei	8-0	66-8.3	3-11	.273	2-7	.286	0-1	.000	2-4	6-0.8	6-0	3	6	0	1	8-1.0
Palo, LeeAnn	2-0	8-4.0	1-1	1.000	0-0	.000	0-0	.000	0-0	0-0.0	0-0	0	0	0	0	2-1.0
TEAM									18-31	49-3.1	0		1			0

Utah State	16	330-887	.372	85-260	.327	180-261	.690	168-381	549-34.3	274-2	171	281	80	132	925-57.8
Opponents	16	356-909	.392	81-226	.358	220-293	.751	213-421	634-39.6	244-4	192	288	41	148	1013-63.3

2009-10 RESULTS

Date	Opponent (Attendance)	Result	Date	Opponent (Attendance)	Result
Nov. 14	Portland (1,712)	L, 51-64	Jan. 25	*at Hawai'i (1,016)	W, 52-43
Nov. 19	Northern Arizona (473)	W, 64-56 (OT)	Jan. 30	*Hawai'i (677)	L, 61-63
Nov. 22	Idaho State (461)	L, 43-58	Feb. 1	*at Fresno State (2,298)	L, 59-68
Nov. 24	Montana State-Northern (422)	W, 42-39	Feb. 8	*at Nevada (1,179)	W, 63-52
Nov. 28	!Texas State (1,632)	W, 50-47	Feb. 20	*at Boise State (756)	W, 65-61
Nov. 29	!Monmouth (127)	L, 44-48	Feb. 22	*Idaho (374)	W, 70-64 (2OT)
Dec. 6	Eastern Washington (341)	W, 71-65 (OT)	Feb. 26	*at New Mexico State (843)	W, 69-52
Dec. 13	at Brigham Young (604)	L, 60-61 (2OT)	Feb. 28	*at Louisiana Tech (3,922)	L, 46-53
Dec. 16	Portland State (331)	L, 57-67	March 5	*San Jose State (738)	W, 62-51
Dec. 20	Southern Utah (377)	W, 52-37	March 7	*Fresno State (540)	L, 57-67
Dec. 22	at Weber State (2,551)	W, 44-41	March 11	@vs. No. 4 Idaho (539)	W, 59-58 (OT)
Dec. 30	at UNLV (556)	L, 47-65	March 13	@vs. No. 1 Fresno State (1,518)	L, 54-57
Jan. 3	at Utah Valley (503)	L, 79-84			
Jan. 5	*at Idaho (180)	L, 63-71		!UTEP Tournament (El Paso, Texas)	
Jan. 8	*New Mexico State (486)	W, 72-58		*WAC Game	
Jan. 10	*Louisiana Tech (574)	L, 82-90 (OT)		@WAC Tournament (Reno, Nev.)	
Jan. 14	*Nevada (735)	L, 49-56			
Jan. 17	*Boise State (631)	W, 58-44			
Jan. 23	*at San Jose State (258)	W, 64-54			

RECENT RESULTS

Year	Record	Conference	Post.
1972-73	17-3	—	—
1973-74	12-2	8-0	—
1974-75	14-6	10-3	—
1975-76	12-9	10-3	—
1976-77	12-12	9-4	—
1977-78	9-14	8-5	—
1978-79	14-10	5-8	—
1979-80	13-15	5-5	—
1980-81	12-19	5-5	—
1981-82	12-20	6-4	—
1982-83	3-22	—	—
1983-84	2-23	—	—
1984-85	9-19	3-9	—
1985-86	3-28	0-12	—
1986-87	1-26	0-12	—
2003-04	5-22	5-13 Big West (8th)	—
2004-05	14-14	9-9 Big West (6th)	—
2005-06	3-24	2-14 WAC (9th)	—
2006-07	11-18	7-9 WAC (6th)	—
2007-08	9-20	5-11 WAC (7th)	—
2008-09	16-15	9-7 (T-5th)	—
2009-10	13-17	5-11 (7th WAC)	—

2009-10 INDIVIDUAL STATISTICS-ALL

To be ranked, a player must appear in at least 50 percent of their team's games.

SCORING

##	Player-Team	G	FG	3FG	FT	Pts	Avg/G
1.	Dowdell, Shanavia-LTU	32	235	4	101	575	18.0
2.	Ross, Jaleesa-FS	34	215	103	59	592	17.4
3.	Johnson, Adrienne-LTU	32	189	2	133	513	16.0
4.	Harris, Tasha-BSU	31	157	34	136	484	15.6
5.	Boyd, Crystal-NMSU	32	184	31	89	488	15.3
6.	Shavers, Chasity-SJSU	29	170	26	73	439	15.1
7.	Kloke, Rachele-UI	31	165	30	91	451	14.5
8.	Lowe, Jasmine-NMSU	32	142	51	115	450	14.1
9.	Van Hoogen, Jessica-BSU	31	137	52	58	384	12.4
10.	Munro, Hayley-FS	33	120	47	98	385	11.7

REBOUNDING

##	Player-Team	G	OFF	DEF	TOT	Avg/G
1.	Dowdell, Shanavia-LTU	32	119	279	398	12.4
2.	Olorunnife, Yinka-UI	27	75	137	212	7.9
3.	Boyd, Crystal-NMSU	32	67	174	241	7.5
4.	Williams, Kayla-NEV	32	80	155	235	7.3
5.	Johnson, Adrienne-LTU	32	90	139	229	7.2
6.	Bos, Janie-BSU	31	81	136	217	7.0
7.	Moore, Shavon-NEV	33	109	121	230	7.0
8.	Wampler, Tabytha-NMSU	32	87	136	223	7.0
9.	Whitehead, Lydia-USU	30	70	126	196	6.5
10.	Ridge, Shaunna-SJSU	28	55	119	174	6.2

FIELD GOAL PERCENTAGE (Minimum 3.0 made per game)

##	Player-Team	G	FG	FGA	Pct
1.	Bos, Janie-BSU	31	115	217	.530
2.	Dowdell, Shanavia-LTU	32	235	446	.527
3.	Arbuckle, Breanna-UH	30	94	189	.497
4.	Moore, Shavon-NEV	33	144	293	.491
5.	Johnson, Adrienne-LTU	32	189	395	.478
6.	Ross, Jaleesa-FS	34	215	450	.478
7.	Kepilino, Rebecca-BSU	31	102	222	.459
8.	Williams, Kayla-NEV	32	100	223	.448
9.	Harris, Tasha-BSU	31	157	356	.441
10.	Filipe, Joh-Teena-FS	33	105	245	.429

FREE THROW PERCENTAGE (Minimum 2.0 made per game)

##	Player-Team	G	FTM	FTA	Pct
1.	Bendolph, Jasmine-LTU	32	64	74	.865
2.	Munro, Hayley-FS	33	98	124	.790
3.	Harris, Tasha-BSU	31	136	174	.782
4.	Andrews, Emma-FS	31	63	81	.778
5.	Kanekoa, Keisha-UH	30	89	115	.774
6.	Johnson, Adrienne-LTU	32	133	175	.760
7.	Jones, Whitney-LTU	31	65	86	.756
8.	Lowe, Jasmine-NMSU	32	115	154	.747
9.	Pringle-Buchanan, L.-USU	29	58	80	.725
10.	Spence, Madison-NMSU	32	81	112	.723

ASSISTS

##	Player-Team	G	Ast	Avg/G
1.	Bendolph, Jasmine-LTU	32	123	3.84
2.	Kanekoa, Keisha-UH	30	105	3.50
3.	Harris, Tasha-BSU	31	107	3.45
4.	Otero, Charlotte-UI	28	93	3.32
5.	Lowe, Jasmine-NMSU	32	100	3.13

STEALS

##	Player-Team	G	Stl	Avg/G
1.	Coddington, Alice-USU	30	75	2.50
2.	Boyd, Crystal-NMSU	32	72	2.25
3.	Van Hoogen, Jessica-BSU	31	69	2.23
4.	Lowe, Jasmine-NMSU	32	71	2.22
5.	Ross, Jaleesa-FS	34	72	2.12
6.	Pringle-Buchanan, L.-USU	29	60	2.07
7.	Kuehu, Shaena-UI	31	62	2.00
8.	Harris, Tasha-BSU	31	54	1.74
9.	Sumler, Sayja-SJSU	29	49	1.69
10.	Ridge, Shaunna-SJSU	28	46	1.64
	Otero, Charlotte-UI	28	46	1.64

THREE-POINT FIELD GOAL PERCENTAGE (Minimum 1.0 made per game)

##	Player-Team	G	3FG	FGA	Pct
1.	Goddard, Trisha Jo-USU	27	29	66	.439
2.	Ross, Jaleesa-FS	34	103	253	.407
3.	Pringle-Buchanan, L.-USU	29	32	81	.395
4.	Lowe, Jasmine-NMSU	32	51	131	.389
5.	Otero, Charlotte-UI	28	31	82	.378
6.	Munro, Hayley-FS	33	47	129	.364
7.	Spence, Madison-NMSU	32	41	117	.350
8.	Moult, Rosie-FS	34	60	172	.349
9.	Olorunnife, Yinka-UI	27	32	94	.340
10.	Galdones, Leilani-UH	29	37	112	.330

THREE-POINT FIELD GOALS MADE

##	Player-Team	G	3FG	Avg/G
1.	Ross, Jaleesa-FS	34	103	3.03
2.	Corbett, Danisha-NMSU	32	57	1.78
3.	Moult, Rosie-FS	34	60	1.76
4.	Cheever, Bianca-UI	31	54	1.74
5.	Van Hoogen, Jessica-BSU	31	52	1.68
6.	Lowe, Jasmine-NMSU	32	51	1.59
7.	Ward, Johnna-NEV	33	52	1.58
8.	Munro, Hayley-FS	33	47	1.42
9.	Jones, Whitney-LTU	31	40	1.29
10.	Spence, Madison-NMSU	32	41	1.28

BLOCKED SHOTS

##	Player-Team	G	Blk	Avg/G
1.	Johnson, Nicole-USU	30	48	1.60
2.	Boyd, Crystal-NMSU	32	51	1.59
	Johnson, Adrienne-LTU	32	51	1.59
4.	Arbuckle, Breanna-UH	30	41	1.37
5.	Diop, Banna-USU	29	36	1.24
6.	Dowdell, Shanavia-LTU	32	39	1.22
7.	Ridge, Shaunna-SJSU	28	34	1.21
8.	Whitehead, Lydia-USU	30	31	1.03
9.	Williams, Kayla-NEV	32	31	0.97
10.	Hammond, Marissa-NEV	33	30	0.91

ASSIST/TURNOVER RATIO (Minimum 3.0 assists/game)

##	Player-Team	G	Ast	Avg	TO	Avg	Ratio
1.	Bendolph, Jasmine-LTU	32	123	3.8	85	2.7	1.45
2.	Otero, Charlotte-UI	28	93	3.3	76	2.7	1.22
3.	Harris, Tasha-BSU	31	107	3.5	112	3.6	0.96
4.	Kanekoa, Keisha-UH	30	105	3.5	122	4.1	0.86
5.	Lowe, Jasmine-NMSU	32	100	3.1	122	3.8	0.82

2009-10 INDIVIDUAL STATISTICS-WAC

To be ranked, a player must appear in at least 50 percent of their team's games.

SCORING

##	Player-Team	G	FG	3FG	FT	Pts	Avg/G
1.	Ross, Jaleesa-FS	16	107	49	29	292	18.3
2.	Dowdell, Shanavia-LTU	16	118	1	52	289	18.1
3.	Robinson, Tahnee-NEV	16	96	41	52	285	17.8
4.	Kloke, Rachele-UI	16	100	17	55	272	17.0
5.	Boyd, Crystal-NMSU	16	104	16	41	265	16.6
6.	Johnson, Adrienne-LTU	16	84	0	76	244	15.3
7.	Harris, Tasha-BSU	16	74	17	71	236	14.8
8.	Shavers, Chasity-SJSU	16	90	15	37	232	14.5
9.	Lowe, Jasmine-NMSU	16	70	24	58	222	13.9
10.	Munro, Hayley-FS	16	59	22	61	201	12.6

REBOUNDING

##	Player-Team	G	OFF	DEF	TOT	Avg/G
1.	Dowdell, Shanavia-LTU	16	71	148	219	13.7
2.	Olorunnife, Yinka-UI	16	46	90	136	8.5
3.	Williams, Kayla-NEV	15	39	79	118	7.9
4.	Johnson, Adrienne-LTU	16	56	67	123	7.7
5.	Boyd, Crystal-NMSU	16	39	81	120	7.5
6.	Bos, Janie-BSU	16	41	74	115	7.2
7.	Wampler, Tabytha-NMSU	16	46	65	111	6.9
8.	Moore, Shavon-NEV	16	47	54	101	6.3
9.	Ridge, Shaunna-SJSU	15	33	59	92	6.1
10.	Filipe, Joh-Teena-FS	16	30	68	98	6.1
	Arbuckle, Breanna-UH	16	26	72	98	6.1

FIELD GOAL PERCENTAGE (Minimum 3.0 made per game)

##	Player-Team	G	FG	FGA	Pct
1.	Otero, Charlotte-UI	16	57	105	.543
2.	Ross, Jaleesa-FS	16	107	202	.530
3.	Bos, Janie-BSU	16	69	132	.523
4.	Arbuckle, Breanna-UH	16	53	103	.515
5.	Dowdell, Shanavia-LTU	16	118	237	.498
6.	Kepilino, Rebecca-BSU	16	68	138	.493
7.	Robinson, Tahnee-NEV	16	96	198	.485
8.	Moore, Shavon-NEV	16	64	135	.474
9.	Filipe, Joh-Teena-FS	16	51	111	.459
10.	Kloke, Rachele-UI	16	100	220	.455

FREE THROW PERCENTAGE (Minimum 2.0 made per game)

##	Player-Team	G	FTM	FTA	Pct
1.	Harris, Tasha-BSU	16	71	88	.807
2.	Rima, Melissa-BSU	14	30	38	.789
3.	Munro, Hayley-FS	16	61	79	.772
4.	Bos, Janie-BSU	16	36	47	.766
5.	Olorunnife, Yinka-UI	16	42	55	.764
6.	Lowe, Jasmine-NMSU	16	58	76	.763
7.	Johnson, Adrienne-LTU	16	76	101	.752
8.	Kanekoa, Keisha-UH	16	45	61	.738
9.	Andrews, Emma-FS	16	33	45	.733
10.	Robinson, Tahnee-NEV	16	52	71	.732

ASSISTS

##	Player-Team	G	Ast	Avg/G
1.	Bendolph, Jasmine-LTU	16	64	4.00
2.	Kanekoa, Keisha-UH	16	61	3.81
3.	Johnson, Amanda-NEV	16	57	3.56
4.	Ross, Jaleesa-FS	16	55	3.44
5.	Harris, Tasha-BSU	16	54	3.38
6.	Lowe, Jasmine-NMSU	16	53	3.31
7.	Coddington, Alice-USU	16	50	3.13
	Otero, Charlotte-UI	16	50	3.13
9.	Sumler, Sayja-SJSU	16	42	2.63
10.	Spence, Madison-NMSU	16	40	2.50
	Kuehu, Shaena-UI	16	40	2.50

STEALS

##	Player-Team	G	Stl	Avg/G
1.	Ross, Jaleesa-FS	16	47	2.94
2.	Lowe, Jasmine-NMSU	16	35	2.19
3.	Coddington, Alice-USU	16	34	2.13
4.	Kuehu, Shaena-UI	16	33	2.06
5.	Pringle-Buchanan, L.-USU	16	32	2.00
	Boyd, Crystal-NMSU	16	32	2.00
7.	Otero, Charlotte-UI	16	28	1.75
8.	Ridge, Shaunna-SJSU	15	26	1.73
9.	Van Hoogen, Jessica-BSU	16	27	1.69
10.	Shavers, Chasity-SJSU	16	26	1.63

THREE-POINT FIELD GOAL PERCENTAGE (Minimum 1.0 made per game)

##	Player-Team	G	3FG	FGA	Pct
1.	Otero, Charlotte-UI	16	21	42	.500
2.	Ross, Jaleesa-FS	16	49	108	.454
3.	Robinson, Tahnee-NEV	16	41	94	.436
4.	Rima, Melissa-BSU	14	15	35	.429
5.	Spence, Madison-NMSU	16	25	65	.385
	Pringle-Buchanan, L.-USU	16	20	52	.385
7.	Bungaite, Julita-UH	16	16	42	.381
8.	Munro, Hayley-FS	16	22	59	.373
9.	Moult, Rosie-FS	16	28	77	.364
10.	Olorunnife, Yinka-UI	16	21	59	.356

THREE-POINT FIELD GOALS MADE

##	Player-Team	G	3FG	Avg/G
1.	Ross, Jaleesa-FS	16	49	3.06
2.	Robinson, Tahnee-NEV	16	41	2.56
3.	Moult, Rosie-FS	16	28	1.75
4.	Corbett, Danisha-NMSU	16	25	1.56
	Spence, Madison-NMSU	16	25	1.56
6.	Jones, Whitney-LTU	15	23	1.53
7.	Lowe, Jasmine-NMSU	16	24	1.50
	Van Hoogen, Jessica-BSU	16	24	1.50
9.	Galdones, Leilani-UH	15	21	1.40
10.	Munro, Hayley-FS	16	22	1.38

BLOCKED SHOTS

##	Player-Team	G	Blk	Avg/G
1.	Boyd, Crystal-NMSU	16	30	1.88
2.	Arbuckle, Breanna-UH	16	25	1.56
3.	Ridge, Shaunna-SJSU	15	22	1.47
4.	Johnson, Nicole-USU	16	23	1.44
5.	Diop, Banna-USU	16	19	1.19
	Dowdell, Shanavia-LTU	16	19	1.19
	Johnson, Adrienne-LTU	16	19	1.19
8.	Whitehead, Lydia-USU	16	18	1.13
9.	Rima, Melissa-BSU	14	15	1.07
10.	Bungaite, Julita-UH	16	15	0.94
	Moore, Shavon-NEV	16	15	0.94

ASSIST/TURNOVER RATIO (Minimum 3.0 assists/game)

##	Player-Team	G	Ast	Avg	TO	Avg	Ratio
1.	Ross, Jaleesa-FS	16	55	3.4	26	1.6	2.12
2.	Bendolph, Jasmine-LTU	16	64	4.0	39	2.4	1.64
3.	Otero, Charlotte-UI	16	50	3.1	41	2.6	1.22
4.	Johnson, Amanda-NEV	16	57	3.6	50	3.1	1.14
5.	Kanekoa, Keisha-UH	16	61	3.8	62	3.9	0.98
6.	Coddington, Alice-USU	16	50	3.1	54	3.4	0.93
7.	Lowe, Jasmine-NMSU	16	53	3.3	62	3.9	0.85
8.	Harris, Tasha-BSU	16	54	3.4	65	4.1	0.83

2009-10 INDIVIDUAL SUPERLATIVES

ALL GAMES

POINTS

- 34 Shavers, Chasity (San Jose State) vs Boise State (02/20/10)
- 33 Ross, Jaleesa (Fresno State) vs Boston College (11/27/09)
- 32 Shavers, Chasity (San Jose State) at California (12/09/09)
- 31 Ross, Jaleesa (Fresno State) vs Louisiana Tech (01/23/10)
- 31 Dowdell, Shanavia (Louisiana Tech) at Nevada (01/26/10)
- 31 Ross, Jaleesa (Fresno State) at Utah State (02/17/10)

FIELD GOALS MADE

- 14 Johnson, Adrienne (Louisiana Tech) vs Centenary (11/13/09)
- 13 Dowdell, Shanavia (LA Tech) at UT-San Antonio (12/30/09)
- 12 Ross, Jaleesa (Fresno State) vs Boston College (11/27/09)
- 12 Bos, Janie (Boise State) at Idaho (01/16/10)
- 12 Dowdell, Shanavia (Louisiana Tech) at Nevada (01/26/10)
- 12 Shavers, Chasity (San Jose State) at LA Tech (02/14/10)
- 12 White, Amber (Utah State) vs Fresno State (02/17/10)
- 12 Dowdell, Shanavia (Louisiana Tech) at Hawaii (02/20/10)
- 12 Shavers, Chasity (San Jose State) vs Boise State (02/20/10)

FIELD GOAL ATTEMPTS

- 27 Ross, Jaleesa (Fresno State) vs Boston College (11/27/09)
- 26 Dowdell, Shanavia (Louisiana Tech) at Nevada (01/26/10)
- 24 White, Amber (Utah State) vs Fresno State (02/17/10)
- 24 Shavers, Chasity (San Jose State) vs Boise State (02/20/10)
- 23 Dowdell, Shanavia (LA Tech) vs San Jose State (02/14/10)

FIELD GOAL PERCENTAGE

- .917 (11-12) Johnson, Adrienne (Louisiana Tech) vs Nevada (3/12/10)
- .889 (8-9) Andrews, Emma (Fresno State) at Boise State (02/27/10)
- .833 (10-12) Moore, Shavon (Nevada) at San Jose State (01/06/10)
- .818 (9-11) Olorunnife, Yinka (Idaho) vs New Mexico State (3/10/10)

THREE-POINTERS MADE

- 6 Ross, Jaleesa (Fresno State) vs Boston College (11/27/09)
- 6 Ross, Jaleesa (Fresno State) vs Hampton (11/28/09)
- 6 Ross, Jaleesa (Fresno State) at Nevada (01/21/10)
- 6 Ross, Jaleesa (Fresno State) vs Louisiana Tech (01/23/10)

THREE-POINTERS ATTEMPTED

- 14 Ross, Jaleesa (Fresno State) vs Boston College (11/27/09)
- 14 Ross, Jaleesa (Fresno State) vs Hampton (11/28/09)
- 13 Cheever, Bianca (Idaho) vs Gonzaga (11/16/09)
- 12 Ross, Jaleesa (Fresno State) at USC (11/15/09)
- 12 Cheever, Bianca (Idaho) vs Lamar (11/28/09)
- 12 Van Hoogen, Jessica (Boise State) at Portland (12/06/09)
- 12 Ward, Johnna (Nevada) vs UNLV (12/06/09)
- 12 Ross, Jaleesa (Fresno State) vs Louisiana Tech (01/23/10)

THREE-POINT PERCENTAGE

- 1.000 (5-5) Andrews, Emma (Fresno State) at Boise State (02/27/10)
- .833 (5-6) Lowe, Jasmine (New Mexico State) vs Michigan (11/28/09)
- .833 (5-6) Lowe, Jasmine (NM State) vs New Mexico (12/02/09)
- .714 (5-7) Munro, Hayley (Fresno State) at USC (11/15/09)
- .714 (5-7) Kuehu, Shaena (Idaho) at Montana (12/13/09)

FREE THROWS MADE

- 16 Rima, Melissa (Boise State) at New Mexico State (02/06/10)
- 14 Harris, Tasha (Boise State) vs Louisiana Tech (3/06/10)
- 13 Munro, Hayley (Fresno State) at Hawaii (02/06/10)
- 10 Johnson, Adrienne (LA Tech) vs Stephen F. Austin (12/29/09)
- 10 Lowe, Jasmine (NM State) at Louisiana Tech (01/16/10)

FREE THROW ATTEMPTS

- 19 Rima, Melissa (Boise State) at New Mexico State (02/06/10)
- 18 Harris, Tasha (Boise State) vs Louisiana Tech (3/06/10)
- 16 Sumler, Sayja (San Jose State) at Louisiana Tech (02/14/10)
- 15 Munro, Hayley (Fresno State) at Hawaii (02/06/10)
- 15 Wyingler, Tarkeisha (LA Tech) vs Fresno State (02/24/10)

FREE THROW PERCENTAGE

- 1.000 (8-8) Kloke, Rachele (Idaho) at Nevada (3/6/10)
- 1.000 (8-8) Robinson, Tahnee (Nevada) vs Boise State (3/10/10)
- .900 (9-10) Harris, Tasha (Boise State) vs Hawaii (01/23/10)
- .900 (9-10) Munro, Hayley (Fresno State) vs NM State (02/13/10)
- .900 (9-10) Johnson, Adrienne (LA Tech) vs San Jose State (02/14/10)
- .900 (9-10) Robinson, Tahnee (Nevada) vs Idaho (3/6/10)

REBOUNDS

- 20 Dowdell, Shanavia (Louisiana Tech) at Nevada (01/26/10)
- 20 Dowdell, Shanavia (LA Tech) vs Fresno State (02/24/10)
- 19 Dowdell, Shanavia (LA Tech) vs Fresno State (3/13/10)
- 18 Dowdell, Shanavia (LA Tech) at UT-San Antonio (12/30/09)
- 17 Dowdell, Shanavia (LA Tech) vs Boise State (02/03/10)

ASSISTS

- 9 Ross, Jaleesa (Fresno State) vs Idaho (02/10/10)
- 8 Kanekoa, Keisha (Hawaii) vs Kent State (12/30/09)
- 8 Harris, Tasha (Boise State) vs Wyoming (12/31/09)
- 8 Bendolph, Jasmine (LA Tech) at Southern Miss (01/03/10)
- 8 Ross, Jaleesa (Fresno State) at Idaho (01/09/10)
- 8 Johnson, Amanda (Nevada) vs Louisiana Tech (01/26/10)
- 8 Kanekoa, Keisha (Hawaii) vs Fresno State (02/06/10)
- 8 Lowe, Jasmine (New Mexico State) at Hawaii (02/10/10)
- 8 Bendolph, Jasmine (Louisiana Tech) vs Nevada (3/12/10)

STEALS

- 13 Coddington, Alice (Utah State) vs Weber State (12-21-09)
- 8 Coddington, Alice (Utah State) vs Idaho State (12/05/09)
- 8 Van Hoogen, Jessica (Boise State) vs Montana State (12/09/09)
- 8 Kuehu, Shaena (Idaho) at Utah State (02/27/10)

BLOCKED SHOTS

- 5 Olorunnife, Yinka (Idaho) vs Colorado State (12/01/09)
- 5 Diop, Banna (Utah State) vs North Dakota State (12/14/09)
- 5 Johnson, Nicole (Utah State) vs North Dakota State (12/14/09)
- 5 Graham, Jessica (Idaho) at Long Beach State (12/20/09)
- 5 Johnson, Adrienne (Louisiana Tech) vs Memphis (12/22/09)
- 5 Arbuckle, Breanna (Hawaii) vs Kent State (12/29/09)
- 5 Whitehead, Lydia (Utah State) vs San Jose State (01/09/10)
- 5 Boyd, Crystal (New Mexico State) vs Nevada (01/30/10)

2009-10 INDIVIDUAL SUPERLATIVES

WAC GAMES

POINTS

- 34 Shavers, Chasity (San Jose State) vs Boise State (02/20/10)
- 31 Ross, Jaleesa (Fresno State) vs Louisiana Tech (01/23/10)
- 31 Dowdell, Shanavia (Louisiana Tech) at Nevada (01/26/10)
- 31 Ross, Jaleesa (Fresno State) at Utah State (02/17/10)

FIELD GOALS MADE

- 12 Bos, Janie (Boise State) at Idaho (01/16/10)
- 12 Dowdell, Shanavia (Louisiana Tech) at Nevada (01/26/10)
- 12 Shavers, Chasity (San Jose State) at Louisiana Tech (02/14/10)
- 12 White, Amber (Utah State) vs Fresno State (02/17/10)
- 12 Dowdell, Shanavia (Louisiana Tech) at Hawaii (02/20/10)
- 12 Shavers, Chasity (San Jose State) vs Boise State (02/20/10)

FIELD GOAL ATTEMPTS

- 26 Dowdell, Shanavia (Louisiana Tech) at Nevada (01/26/10)
- 24 White, Amber (Utah State) vs Fresno State (02/17/10)
- 24 Shavers, Chasity (San Jose State) vs Boise State (02/20/10)
- 23 Dowdell, Shanavia (Louisiana Tech) vs San Jose State (02/14/10)

FIELD GOAL PERCENTAGE

- .889 (8-9) Andrews, Emma (Fresno State) at Boise State (02/27/10)
- .833 (10-12) Moore, Shavon (Nevada) at San Jose State (01/06/10)
- .750 (9-12) Dowdell, Shanavia (Louisiana Tech) vs Idaho (01/30/10)
- .727 (8-11) Ross, Jaleesa (Fresno State) vs Utah State (01/16/10)
- .727 (8-11) Johnson, Adrienne (Louisiana Tech) at Hawaii (02/20/10)

THREE-POINTERS MADE

- 6 Ross, Jaleesa (Fresno State) at Nevada (01/21/10)
- 6 Ross, Jaleesa (Fresno State) vs Louisiana Tech (01/23/10)
- 5 Robinson, Tahnee (Nevada) at San Jose State (01/06/10)
- 5 Spence, Madison (New Mexico State) vs Hawaii (01/09/10)
- 5 Robinson, Tahnee (Nevada) at Hawaii (01/16/10)
- 5 Corbett, Danisha (New Mexico State) vs Idaho (01/20/10)
- 5 Van Hoogen, Jessica (Boise State) at Fresno State (01/27/10)
- 5 Galdones, Leilani (Hawaii) at Idaho (02/13/10)
- 5 Andrews, Emma (Fresno State) at Boise State (02/27/10)

THREE-POINTERS ATTEMPTED

- 12 Ross, Jaleesa (Fresno State) vs Louisiana Tech (01/23/10)
- 11 Ross, Jaleesa (Fresno State) at Nevada (01/21/10)
- 11 Van Hoogen, Jessica (Boise State) at Fresno State (01/27/10)
- 10 Corbett, Danisha (New Mexico State) vs Hawaii (01/09/10)
- 10 Robinson, Tahnee (Nevada) at Hawaii (01/16/10)
- 10 Corbett, Danisha (New Mexico State) vs Idaho (01/20/10)
- 10 Bello, Kanisha (Idaho) at Louisiana Tech (01/30/10)
- 10 Shavers, Chasity (San Jose State) vs Boise State (02/20/10)
- 10 Robinson, Tahnee (Nevada) vs New Mexico State (3/3/10)

THREE-POINT PERCENTAGE

- 1.000 (5-5) Andrews, Emma (Fresno State) at Boise State (02/27/10)
- .625 (5-8) Robinson, Tahnee (Nevada) at San Jose State (01/06/10)
- .625 (5-8) Spence, Madison (New Mexico State) vs Hawaii (01/09/10)
- .556 (5-9) Galdones, Leilani (Hawaii) at Idaho (02/13/10)

FREE THROWS MADE

- 16 Rima, Melissa (Boise State) at New Mexico State (02/06/10)
- 14 Harris, Tasha (Boise State) vs Louisiana Tech (3/06/10)
- 13 Munro, Hayley (Fresno State) at Hawaii (02/06/10)
- 10 Lowe, Jasmine (New Mexico State) at Louisiana Tech (01/16/10)

FREE THROW ATTEMPTS

- 19 Rima, Melissa (Boise State) at New Mexico State (02/06/10)
- 18 Harris, Tasha (Boise State) vs Louisiana Tech (3/06/10)
- 16 Sumler, Sayja (San Jose State) at Louisiana Tech (02/14/10)
- 15 Munro, Hayley (Fresno State) at Hawaii (02/06/10)
- 15 Wysinger, Tarkeisha (Louisiana Tech) vs Fresno State (02/24/10)

FREE THROW PERCENTAGE

- 1.000 (8-8) Kloke, Rachele (Idaho) at Nevada (3/6/10)
- .900 (9-10) Harris, Tasha (Boise State) vs Hawaii (01/23/10)
- .900 (9-10) Munro, Hayley (Fresno State) vs New Mexico State (02/13/10)
- .900 (9-10) Johnson, Adrienne (Louisiana Tech) vs San Jose State (02/14/10)
- .900 (9-10) Robinson, Tahnee (Nevada) vs Idaho (3/6/10)

REBOUNDS

- 20 Dowdell, Shanavia (Louisiana Tech) at Nevada (01/26/10)
- 20 Dowdell, Shanavia (Louisiana Tech) vs Fresno State (02/24/10)
- 17 Dowdell, Shanavia (Louisiana Tech) vs Boise State (02/03/10)
- 16 Dowdell, Shanavia (LA Tech) vs New Mexico State (01/16/10)
- 16 Dowdell, Shanavia (Louisiana Tech) vs Hawaii (01/21/10)
- 16 Arbuckle, Breanna (Hawaii) vs Boise State (02/24/10)
- 16 Bos, Janie (Boise State) at Utah State (03/03/10)

ASSISTS

- 9 Ross, Jaleesa (Fresno State) vs Idaho (02/10/10)
- 8 Ross, Jaleesa (Fresno State) at Idaho (01/09/10)
- 8 Johnson, Amanda (Nevada) vs Louisiana Tech (01/26/10)
- 8 Kanekoa, Keisha (Hawaii) vs Fresno State (02/06/10)
- 8 Lowe, Jasmine (New Mexico State) at Hawaii (02/10/10)

STEALS

- 8 Kuehu, Shaena (Idaho) at Utah State (02/27/10)
- 7 Sumler, Sayja (San Jose State) vs Nevada (01/06/10)
- 7 Ross, Jaleesa (Fresno State) at Hawaii (02/06/10)
- 6 Boyd, Crystal (New Mexico State) vs Nevada (01/30/10)
- 6 Pringle-Buchanan, L. (Utah State) at New Mexico State (2/23/10)

BLOCKED SHOTS

- 5 Whitehead, Lydia (Utah State) vs San Jose State (01/09/10)
- 5 Boyd, Crystal (New Mexico State) vs Nevada (01/30/10)
- 4 Lenhardt, Lauren (Boise State) vs New Mexico State (01/06/10)
- 4 Bungaite, Julita (Hawaii) vs Idaho (01/13/10)
- 4 Rima, Melissa (Boise State) at Louisiana Tech (02/03/10)
- 4 Boyd, Crystal (New Mexico State) at Hawaii (02/10/10)
- 4 Rosen, Camila (New Mexico State) at Idaho (02/20/10)
- 4 Arbuckle, Breanna (Hawaii) vs Louisiana Tech (02/20/10)

2009-10 TEAM SUPERLATIVES

ALL GAMES

POINTS

105	Fresno State vs Sacramento State (12/08/09)
101	Nevada vs Sacramento State (12/02/09)
95	Fresno State at Boise State (02/27/10)
94	Fresno State vs Saint Mary's College (11/22/09)
94	Louisiana Tech vs McNeese State (12/16/09)

FIELD GOALS MADE

40	Nevada vs Sacramento State (12/02/09)
40	Fresno State vs Sacramento State (12/08/09)
37	Louisiana Tech vs Centenary (11/13/09)
35	Louisiana Tech at Nicholls State (11/20/09)
35	Louisiana Tech vs McNeese State (12/16/09)
35	Louisiana Tech at San Jose State (01/13/10)
35	Fresno State vs Idaho (02/10/10)

FIELD GOAL ATTEMPTS

84	Boise State at Saint Mary's (12/12/09)
83	Fresno State vs Sacramento State (12/08/09)
81	Hawaii vs East Tennessee State (11/29/09)
81	Fresno State vs Idaho (3/12/10)
80	San Jose State at Sacramento State (12/18/09)

FIELD GOAL PERCENTAGE

.619 (26-42)	San Jose State vs San Francisco (11/24/09)
.583 (35-60)	Louisiana Tech at Nicholls State (11/20/09)
.565 (35-62)	Fresno State vs Idaho (02/10/10)
.561 (37-66)	Louisiana Tech vs Centenary (11/13/09)
.558 (29-52)	NM State vs New Mexico Highlands (12/30/09)

THREE-POINTERS MADE

16	Fresno State vs Sacramento State (12/08/09)
14	Fresno State vs UNLV (12/12/09)
14	Fresno State vs Hawaii (01/06/10)
14	Fresno State at Boise State (02/27/10)
13	Fresno State vs Saint Mary's College (11/22/09)
13	New Mexico State vs Hawaii (01/09/10)
13	Fresno State vs Idaho (3/12/10)

THREE-POINTERS ATTEMPTED

39	Fresno State vs Sacramento State (12/08/09)
36	Fresno State vs UNLV (12/12/09)
34	Fresno State vs Baylor (03/20/10)
33	Idaho vs Lamar (11/28/09)
32	Idaho vs Gonzaga (11/16/09)
32	Idaho at Louisiana Tech (01/30/10)
32	Fresno State vs San Jose State (3/3/2010)

THREE-POINT PERCENTAGE

.800 (4-5)	Louisiana Tech vs LSU (12/01/09)
.625 (5-8)	Louisiana Tech at Nicholls State (11/20/09)
.625 (5-8)	Hawaii vs Fresno State (03/10/10)
.600 (6-10)	Boise State vs Montana State (12/09/09)
.600 (3-5)	San Jose State vs San Francisco (11/24/09)

FREE THROWS MADE

32	Louisiana Tech vs New Mexico State (01/16/10)
28	NM State at Cal State Northridge (11/13/09)
27	Boise State at San Jose State (02/20/10)
26	Boise State vs Portland State (11/19/09)
26	New Mexico State vs SIU-Edwardsville (11/27/09)
26	Nevada vs Utah State (02/13/10)
26	New Mexico State vs San Jose State (3/6/2010)

FREE THROW ATTEMPTS

47	Louisiana Tech vs New Mexico State (01/16/10)
40	Boise State vs Portland State (11/19/09)
39	Hawaii vs Nevada (01/16/10)
38	Idaho vs Boise State (01/16/10)
37	NM State at Cal State Northridge (11/13/09)

FREE THROW PERCENTAGE

1.000 (13-13)	Boise State vs Santa Clara (12/19/09)
1.000 (13-13)	Fresno State vs Idaho (3/12/10)
1.000 (9-9)	Utah State vs Idaho (02/27/10)
1.000 (4-4)	Idaho vs Lamar (11/28/09)
1.000 (2-2)	Idaho vs Colorado State (12/01/09)

REBOUNDS

74	San Jose State at Sacramento State (12/18/09)
59	Fresno State vs Idaho (3/12/10)
58	Louisiana Tech vs New Mexico State (01/16/10)
56	Louisiana Tech at Utah State (02/06/10)
55	Boise State at Oregon (12/04/09)
55	Louisiana Tech vs Stephen F. Austin (12/29/09)
55	Louisiana Tech vs Boise State (02/03/10)

ASSISTS

30	Fresno State vs Sacramento State (12/08/09)
27	Fresno State vs Idaho (02/10/10)
26	Nevada vs Sacramento State (12/02/09)
23	Louisiana Tech vs Centenary (11/13/09)
22	New Mexico State vs Idaho (01/20/10)

STEALS

19	Fresno State vs Utah State (01/16/10)
18	Boise State vs Western Oregon (11/13/09)
18	Boise State at Portland (12/06/09)
18	Utah State vs Weber State (12-21-09)
18	Fresno State vs Pacific (12/22/09)
18	Fresno State vs Hawaii (01/06/10)

BLOCKED SHOTS

11	Utah State vs North Dakota State (12/14/09)
11	Utah State vs San Jose State (01/09/10)
10	Hawaii vs Idaho (01/13/10)
10	Boise State at Louisiana Tech (02/03/10)
10	Nevada vs San Jose State (02/06/10)

WAC GAMES

POINTS

95	Fresno State at Boise State (02/27/10)
92	Louisiana Tech at San Jose State (01/13/10)
87	New Mexico State at Boise State (01/06/10)
85	New Mexico State vs Boise State (02/06/10)
85	Fresno State vs Idaho (02/10/10)

FIELD GOALS MADE

35	Louisiana Tech at San Jose State (01/13/10)
35	Fresno State vs Idaho (02/10/10)
33	New Mexico State at Boise State (01/06/10)
33	Fresno State at Boise State (02/27/10)
31	Boise State vs New Mexico State (01/06/10)

FIELD GOAL ATTEMPTS

76	Boise State at Idaho (01/16/10)
74	New Mexico State vs Louisiana Tech (2/17/10)
73	Louisiana Tech vs Fresno State (02/24/10)
70	Idaho at Louisiana Tech (01/30/10)
70	Hawaii vs Louisiana Tech (02/20/10)
70	Louisiana Tech at Boise State (3/06/10)

FIELD GOAL PERCENTAGE

.565 (35-62)	Fresno State vs Idaho (02/10/10)
.528 (28-53)	Louisiana Tech vs Idaho (01/30/10)
.517 (30-58)	Fresno State vs Hawaii (01/06/10)
.515 (35-68)	Louisiana Tech at San Jose State (01/13/10)
.500 (26-52)	San Jose State at Louisiana Tech (02/14/10)
.500 (26-52)	Nevada at Fresno State (02/20/10)
.500 (23-46)	Utah State at Idaho (01/27/10)

THREE-POINTERS MADE

14	Fresno State vs Hawaii (01/06/10)
14	Fresno State at Boise State (02/27/10)
13	New Mexico State vs Hawaii (01/09/10)
12	Fresno State vs Idaho (02/10/10)
11	New Mexico State vs Idaho (01/20/10)
11	Fresno State vs San Jose State (3/3/2010)

THREE-POINTERS ATTEMPTED

32	Idaho at Louisiana Tech (01/30/10)
32	Fresno State vs San Jose State (3/3/2010)
31	Idaho vs Louisiana Tech (03/03/10)
30	Fresno State vs Hawaii (01/06/10)
29	New Mexico State vs Hawaii (01/09/10)
29	Fresno State at Boise State (02/27/10)

THREE-POINT PERCENTAGE

.571 (8-14)	Utah State at Idaho (01/27/10)
.563 (9-16)	Idaho vs Fresno State (01/09/10)
.545 (6-11)	Utah State at San Jose State (02/11/10)
.538 (7-13)	Louisiana Tech at Utah State (02/06/10)
.524 (11-21)	New Mexico State vs Idaho (01/20/10)

FREE THROWS MADE

32	Louisiana Tech vs New Mexico State (01/16/10)
27	Boise State at San Jose State (02/20/10)
26	Nevada vs Utah State (02/13/10)
26	New Mexico State vs San Jose State (3/6/2010)
25	Boise State vs Hawaii (01/23/10)

FREE THROW ATTEMPTS

47	Louisiana Tech vs New Mexico State (01/16/10)
39	Hawaii vs Nevada (01/16/10)
38	Idaho vs Boise State (01/16/10)
35	Boise State at San Jose State (02/20/10)
35	New Mexico State vs San Jose State (3/6/2010)

FREE THROW PERCENTAGE

1.000 (9-9)	Utah State vs Idaho (02/27/10)
.917 (11-12)	New Mexico State vs Fresno State (01/13/10)
.875 (14-16)	Fresno State at Utah State (02/17/10)
.867 (13-15)	Utah State vs New Mexico State (01/23/10)
.846 (11-13)	New Mexico State vs Utah State (2/23/10)
.846 (11-13)	Boise State at Utah State (03/03/10)

REBOUNDS

58	Louisiana Tech vs New Mexico State (01/16/10)
56	Louisiana Tech at Utah State (02/06/10)
55	Louisiana Tech vs Boise State (02/03/10)
54	Louisiana Tech at New Mexico State (2/17/10)
54	Boise State vs Louisiana Tech (3/06/10)

ASSISTS

27	Fresno State vs Idaho (02/10/10)
22	New Mexico State vs Idaho (01/20/10)
21	Fresno State vs Hawaii (01/06/10)
20	Louisiana Tech vs Hawaii (01/21/10)
19	New Mexico State vs Hawaii (01/09/10)
19	Louisiana Tech vs Idaho (01/30/10)
19	Louisiana Tech at Hawaii (02/20/10)
19	Fresno State at Boise State (02/27/10)

STEALS

19	Fresno State vs Utah State (01/16/10)
18	Fresno State vs Hawaii (01/06/10)
16	Fresno State vs Nevada (02/20/10)
16	Fresno State vs San Jose State (3/3/2010)
15	Hawaii at Nevada (02/15/10)

BLOCKED SHOTS

11	Utah State vs San Jose State (01/09/10)
10	Hawaii vs Idaho (01/13/10)
10	Boise State at Louisiana Tech (02/03/10)
10	Nevada vs San Jose State (02/06/10)
9	New Mexico State at Idaho (02/20/10)
9	Utah State vs Hawaii (03/06/10)
9	New Mexico State vs San Jose State (3/6/2010)

WAC RECORDS - TEAM

SCORING

Most Points

WAC Half	63	Wyoming (CSU), 1991-92
WAC Game	127	SMU (TCU), 1996-97
WAC Season	1501	Louisiana Tech, 2003-04
Half	66	Louisiana Tech (Boise State), 2003-04 Rice (Texas Southern), 1997-98
Game	127	SMU (TCU), 1996-97
Season	2853	Colorado State, 1998-99

Most Points per Game

WAC Season	83.7	Creighton (12 Games), 1990-91
Season	82.5	Louisiana Tech (32 Games), 2003-04

Largest Scoring Margin

WAC Game	62	San Diego State 97, Fresno State 35, 1994-95
WAC Season	24.5	Louisiana Tech, 2003-04
Game	80	Rice 115, Texas Southern 35, 1997-98
Season	23.2	Louisiana Tech, 2003-04

FIELD GOALS

Most Field Goals Made

WAC Game	46	Wyoming (CSU), 1991-92
WAC Season	568	Louisiana Tech, 2003-04
Game	46	Rice (Texas Southern), 1997-98 Wyoming (CSU), 1991-92
Season	1016	Louisiana Tech, 2002-03

Most Field Goals Attempted

WAC Game	93	SMU (TCU), 1996-97
WAC Season	1247	Louisiana Tech, 2001-02
Game	93	SMU (TCU), 1996-97
Season	2272	Louisiana Tech, 2002-03

Best Field Goal Percentage

WAC Game	68.6	Hawai'i (Fresno State, 35-51), 1997-98
WAC Season	53.2	Creighton (431-810), 1991-92
Game	68.6	Hawai'i (Fresno State, 35-51), 1997-98
Season	52.1	Creighton (974-1871), 1991-92

Most Three-Point Field Goals Made

WAC Game	15	Hawai'i (UTEP), 2002-02 Brigham Young (Air Force), 1997-98 New Mexico (BYU), 1995-96
WAC Season	155	Fresno State, 2008-09
Game	16	Fresno State (Sacramento State), 2009-10 Fresno State (UC Santa Barbara), 2008-09
Season	309	Fresno State, 2008-09

Most Three-Point Field Goals Attempted

WAC Game	41	Fresno State (Hawai'i), 2008-09
WAC Season	434	Fresno State, 2008-09
Game	41	Fresno State (Hawai'i), 2008-09 Fresno State (TCU), 2008-09
Season	893	Fresno State, 2008-09

Best Three-Point Field Goal Percentage (minimum 10 Attempts)

WAC Game	80.0	Hawai'i (Nevada, 8-10), 2008-09 Colorado State (FS, 8-10), 1995-96
WAC Season	48.9	Wyoming (45-92), 1990-91
Game	80.0	Hawai'i (Nevada, 8-10), 2008-09 Colorado State (FS, 8-10), 1995-96
Season	45.2	Creighton (169-374), 1991-92

FREE THROWS

Most Made

WAC Game	39	Creighton (CSU), 1990-91
WAC Season	332	Louisiana Tech, 2004-05
Game	39	Creighton (CSU), 1990-91
Season	642	Hawai'i, 2000-01

Most Attempted

WAC Game	52	SMU (TCU), 1996-97
WAC Season	471	Louisiana Tech, 2004-05
Game	55	Air Force (Texas Pan-American), 1997-98
Season	846	Hawai'i, 2000-01

Best Percentage (minimum 15 attempts)

WAC Game	1.000	Hawai'i (UTEP), 16-of-16, 2000-01
WAC Season	.772	Hawai'i, 2000-01
Game	1.000	Boise State (San Jose State), 16-16, 2003-04 Hawai'i (UTEP), 16-16, 2000-01 Fresno State (Boston), 16-16, 1999-00 Rice (Southern Illinois), 16-16, 1998-99 Air Force (Panhandle State, 16-16), 1997-98
Season	.768	Hawai'i, 1997-98

REBOUNDING

Most Rebounds

WAC Game	74	Louisiana Tech (SMU), 2001-02
WAC Season	925	Louisiana Tech, 2001-02
Game	74	San Jose State (Sacramento State), 2009-10 Louisiana Tech (SMU), 2001-02
Season	1537	Louisiana Tech, 2002-03

Most Rebounds Per Game

WAC Season	51.4	Louisiana Tech, 2001-02
Season	48.6	Louisiana Tech, 2001-02

ASSISTS

Most Assists

WAC Game	37	Wyoming (CSU), 1991-92
WAC Season	311	Louisiana Tech, 2001-02
Game	37	Wyoming (CSU), 1991-92
Season	604	Creighton, 1990-91

STEALS

Most Steals

WAC Game	25	Brigham Young (UNM), 1991-92 Utah (UNM), 1991-92 San Diego State (BYU), 1993-94
WAC Season	280	San Diego State, 1996-97
Game	29	Nevada (Southern), 2007-08
Season	450	Louisiana Tech, 2003-04

BLOCKS

Most Blocks

WAC Game	15	Rice (Fresno State), 2003-04
WAC Season	130	Rice, 2003-04
Game	17	Louisiana Tech (Nicholls State), 2008-09
Season	224	Rice, 2003-04

PERSONAL FOULS

Most Fouls

WAC Game	36	SMU (TCU), 1996-97
WAC Season	358	San Jose State, 2003-04
Game	36	SMU (TCU), 1996-97
Season	646	San Diego State, 1994-95

Fewest Fouls

WAC Game	5	Hawai'i (UNLV), 1996-97
WAC Season	170	Hawai'i, 1997-98
Game	5	Hawai'i (UNLV), 1996-97
Season	355	Hawai'i, 2002-03

WINS AND LOSSES

Most Games Played

Season	36	Colorado State, 1998-99
--------	----	-------------------------

Most Wins

WAC Season	18	Louisiana Tech, 2002-03
Season	33	Colorado State, 1998-99

Most Losses

WAC Season	17	UTEP, 2001-02
Season	28	San Jose State, 2008-09 San Jose State, 2007-08

Best Won-Lost Percentage

WAC Season	1.000	Louisiana Tech (18-0), 2002-03
Season	91.7	Colorado State (33-3), 1998-99

Most Consecutive Wins

WAC Season	18	Louisiana Tech, 2002-03
Season	26	Creighton, 1992-92

Most Consecutive Losses

WAC Season	14	San Jose State, 2008-09 San Jose State, 1998-99 Air Force, 1997-98 New Mexico, 1991-92
Season	22	San Jose State, 1998-99

DEFENSIVE RECORDS

Fewest Points Allowed

WAC Half	5	Utah (UNM), 1992-93
WAC Game	23	Fresno State (SJSU), 1998-99 Utah (SJSU), 1998-99
Half	5	Utah (UNM), 1992-93
Game	23	Fresno State (SJSU), 1998-99 Utah (SJSU), 1998-99

Fewest Points Allowed Per Game

WAC Season	48.4	San Diego State, 1996-97
Season	52.0	San Diego State, 1996-97

Fewest Field Goals Allowed

WAC Game	9	Colorado State (Air Force), 1998-99 Rice (Air Force), 1998-99
Game	8	Idaho (Colorado State), 2007-08

Fewest Field Goal Attempts Allowed

WAC Game	36	Utah (UNM), 1992-93
Game	36	Utah (UNM), 1992-93

Fewest Free Throw Attempts Allowed

WAC Game	2	Hawai'i (Nevada), 2001-02
Game	2	Hawai'i (Utah State), 2008-09 Hawai'i (Nevada), 2001-02

SINGLE GAME TWO-TEAM RECORDS (WAC GAMES ONLY)

Most Points

Game	252	SMU (127) vs. TCU (125), 1996-97
------	-----	----------------------------------

Fewest Points

Game	83	UTEP (49) vs. Hawai'i (39), 2003-04
------	----	-------------------------------------

Most Field Goals Made

Game	82	SMU (43) vs. TCU (39), 1996-97
------	----	--------------------------------

Most Field Goals Attempted

Game	178	SMU (93) vs. TCU (85), 1996-97
------	-----	--------------------------------

Most Three-Point Field Goals Made

Game	22	Hawai'i (15) vs. UTEP (7), 2001-02
------	----	------------------------------------

Most Free Throws Made

Game	68	SMU (32) vs. TCU (36), 1996-97
------	----	--------------------------------

Most Rebounds

Game	120	SMU (60) vs. TCU (60), 1996-97
------	-----	--------------------------------

Most Fouls

Game	69	SMU (33) vs. TCU (36), 1996-97
------	----	--------------------------------

Most Players Fouled Out

Game	9	SMU (4) vs. TCU (5), 1996-97
------	---	------------------------------



The 2002-03 Louisiana Tech team set records for most WAC wins in a season (18), best WAC winning percentage (1.000) and most consecutive wins in a conference season (16).

WAC RECORDS - INDIVIDUAL

SCORING

Most Points

WAC Game	44	Kieishsha Garnes, SDSU (Creighton), 1990-91
WAC Season	399	Allison Curtin, Tulsa, 2002-03
WAC Career	1302	Becky Hammon, Colorado State, 1995-99

Game	44	Kieishsha Garnes, San Diego State (Creighton), 1990-91
Season	824	Becky Hammon, Colorado State, 1998-99
Career	2740	Becky Hammon, Colorado State, 1995-99

Best Scoring Average

WAC Season	26.6	Becky Hammon, Colorado State, 1998-99
WAC Career	23.3	Kieishsha Garnes, San Diego State, 1990-92

Season	23.6	Kieishsha Garnes, San Diego State, 1990-91
Career	22.1	Kieishsha Garnes, San Diego State, 1990-92

FIELD GOALS

Most Field Goals Made

WAC Game	17	Kieishsha Garnes, San Diego State (Creighton), 1991-92
WAC Season	131	Trina Frierson, Louisiana Tech, 2003-04

WAC Career	438	Becky Hammon, Colorado State, 1995-99
Game	17	Kieishsha Garnes, San Diego State (Creighton), 1991-92

Season	271	Kieishsha Garnes, San Diego State, 1990-91
Career	918	Becky Hammon, Can Diego State, 1995-99

Most Field Goals Attempted

WAC Game	31	Carmelia Bloodsaw, San Diego State (UTEP), 1990-91
WAC Season	304	Allison Curtin, Tulsa, 2002-03
WAC Career	975	Cricket Williams, San Jose State, 2000-04

Game	31	4 Players
Season	564	Holly Russ, UTEP, 1990-91
Career	1889	Becky Hammon, Colorado State, 1995-99

Best Field Goal Percentage

WAC Season	67.9	Becky Heidotten, TU, 2001-02
WAC Career	60.7	Amy Burnett, Wyoming, 1991-95

Season	66.7	Michelle Suman, San Diego State, 1991-92
Career	61.2	Michelle Suman, San Diego State, 1991-95

Most Three-Point Field Goals Made

WAC Game	9	Amy Sutton, TCU (Air Force), 1998-99
WAC Season	57	Ashley Bastian, Nevada, 2002-03
WAC Career	180	Julie Krommenhoek, Utah, 1994-98

Game	9	Amy Sutton, TCU (Air Force), 1998-99
Season	114	Becky Hammon, Colorado State, 1998-99
Career	365	Becky Hammon, Colorado State, 1995-99

Most Three-Point Field Goals Attempted

WAC Game	17	Becky Hammon, Colorado State (San Jose State), 1996-97
WAC Season	144	Ashley Bastian, Nevada, 2002-03
WAC Career	509	Andrea Coseey, SMU, 2000-04

Game	17	Julie Krommenhoek, Utah (Oregon), 1996-97
Season	274	Becky Hammon, Colorado State, 1998-99
Career	888	Becky Hammon, Colorado State, 1995-99

Best Three-Point Field Goal Percentage

WAC Season	60.8	Kathy Halligan, Creighton, 1991-92
WAC Career	52.0	Kathy Halligan, Creighton, 1990-92

Season	56.4	Staci Oddo, Fresno State, 1992-93
Career	49.7	Kathy Halligan, Creighton, 1990-92

FREE THROWS

Most Free Throws Made

WAC Game	17	Kari Gallup, Brigham Young (TCU), 1996-97
WAC Season	110	Allison Curtin, Tulsa, 2002-03

WAC Career	324	Amy Burnett, Wyoming, 1991-95
------------	-----	-------------------------------

Game	20	Tricia Payne, TCU (Lamar), 1998-99
Season	197	Amy Burnett, Wyoming, 1991-92
Career	597	Amy Burnett, Wyoming, 1991-95

Most Free Throws Attempted

WAC Game	20	Leela Farr, Tulsa (Rice), 2001-02
WAC Season	156	Jillian Robbins, Tulsa, 2004-05
WAC Career	449	Cricket Williams, San Jose State, 2000-04

Game	23	Tricia Payne, TCU (Lamar), 1998-99
Season	250	Amy Pack, UTEP, 2000-01
Career	714	Amy Burnett, Wyoming, 1991-95

Best Free Throw Percentage

WAC Season	98.1	D-dra Rucker, SMU, 1999-2000
WAC Career	84.5	Lisa Rathbun, Brigham Young, 1991-92

Season	88.9	Kim Brandl, SMU, 1996-97
Career	83.6	Amy Burnett, Wyoming, 1991-95

REBOUNDING

Most Rebounds

WAC Game	25	Tanya Smith, Hawai'i (Idaho), 2007-08
WAC Season	252	Cheryl Ford, Louisiana Tech, 2002-03
WAC Career	459	Teresa James, Colorado State, 1992-96

Game	25	Tanya Smith, Hawai'i (Idaho), 2007-08
Season	438	Cheryl Ford, LA Tech (Fresno State-WAC Tournament), 2002-03

Career	974	Omelogo Udeze, Fresno State, 1999-2003
--------	-----	--

Best Rebound Average

WAC Season	14.0	Cheryl Ford, Louisiana Tech, 2002-03
WAC Career	12.2	Cheryl Ford, Louisiana Tech, 2002-03

Season	12.9	Cheryl Ford, Louisiana Tech, 2002-03
Career	10.9	Cheryl Ford, Louisiana Tech, 2002-03

ASSISTS

Most Assists

WAC Game	17	Laura Ingham, Nevada (UTEP), 2001-02
WAC Season	137	Cricket Williams, San Jose State, 2002-03
WAC Career	298	Cricket Williams, San Jose State, 2002-03

Game	17	Laura Ingham, Nevada (UTEP), 2001-02
Season	213	Alli Bills, Utah, 1996-97
Career	612	Alli Bills, Utah, 1992-95, 95-98

Best Assist Average

WAC Season	9.08	Michelle Miles, San Diego State, 1990-91
WAC Career	8.27	Michelle Miles, San Diego State, 1990-92

Season	8.43	Michelle Miles, San Diego State, 1990-91
Career	7.75	Michelle Miles, San Diego State, 1990-92

STEALS

Most Steals

WAC Game	11	Cherlanda Franklin, Nevada (Hawai'i), 2007-08
WAC Season	74	Tomika Young, Brigham Young (Creighton), 1991-92

WAC Career	199	Jillian Robbins, Tulsa, 2004-05
Game	13	Cricket Williams, San Jose State, 2000-04

Season	115	Alice Coddington, Utah State (Weber State), 2009-10
Season	115	Leilani Mitchell, Idaho, 2005-06

Career	354	Tamika Stukes, New Mexico, 1997-98
Career	354	Tamika Stukes, New Mexico, 1994-98

BLOCKS

Most Blocked Shots

WAC Game	14	Alyssa Shriver, Tulsa (Louisiana Tech), 2001-02
WAC Season	60	Christen Roper, Hawai'i, 2002-03
WAC Career	151	Debbie Dimond, Brigham Young, 1991-95

Game	14	Alyssa Shriver, Tulsa (Louisiana Tech), 2001-02
Season	110	Christen Roper, Hawai'i, 2002-03
Career	303	Christen Roper, Hawai'i, 1999-03

ALL GAMES

TOTAL POINTS

Pts	Name, School, Year
1. 824	Becky Hammon, CSU, 1998-99
2. 704	Becky Hammon, CSU, 1997-98
3. 692	Allison Curtin, TU, 2002-03
4. 666	Abby Garchek, UNM, 1997-98
5. 661	Kieishsha Garnes, SDSU, 1990-91
6. 657	Linda Froehlich, UNLV, 1998-99
7. 618	Becky Hammon, CSU, 1996-97
8. 614	Amy Burnett, UW, 1994-95
9. 594	Becky Hammon, CSU, 1995-96
10. 592	Jaleesa Ross, FS, 2009-10 Holly Russ, UTEP, 1990-91

SCORING AVERAGE

Avg	Name, School, Year
1. 23.6	Kieishsha Garnes, SDSU, 1990-91
2. 23.5	Linda Froehlich, UNLV, 1998-99 Becky Hammon, CSU, 1997-98
4. 23.1	Allison Curtin, TU, 2002-03
5. 22.9	Becky Hammon, CSU, 1998-99
6. 22.7	Amy Burnett, UW, 1994-95
7. 22.1	Becky Hammon, CSU, 1996-97
8. 21.9	Holly Russ, UTEP, 1990-91
9. 21.0	Amy Burnett, UW, 1993-94
10. 20.5	Raylene Howard, UH, 1998-99 Kieishsha Garnes, SDSU, 1991-92

TOTAL FIELD GOALS

FG	Name, School, Year
1. 271	Kieishsha Garnes, SDSU, 1990-91
2. 261	Becky Hammon, CSU, 1998-99
3. 251	Linda Froehlich, UNLV, 1998-99
4. 249	Kieishsha Garnes, SDSU, 1991-92
5. 238	Becky Hammon, CSU, 1997-98
6. 235	Shanavia Dowdell, LTU, 2009-10
7. 231	Allison Curtin, TU, 2002-03
8. 224	Abby Garchek, UNM, 1997-98 Mikki Kane-Barton, UU, 1992-93
10. 219	Becky Hammon, CSU, 1996-97 Teresa James, CSU, 1993-94



Hawaii's Tanya Smith holds the record for career rebounds in WAC games with 493. She also ranks second in single-season rebounds with 353.

FIELD GOAL ATTEMPTS

FGA	Name, School, Year
1. 564	Holly Russ, UTEP, 1990-91
2. 548	Kieishsha Garnes, SDSU, 1990-91
3. 543	Linda Froehlich, UNLV, 1998-99
4. 526	Becky Hammon, CSU, 1998-99
5. 516	Allison Curtin, TU, 2002-03
6. 500	Cricket Williams, SJSU, 2002-03
7. 488	Holly Russ, UTEP, 1991-92 Teresa James, CSU, 1993-94
9. 487	Abby Garchek, UNM, 1997-98
10. 476	Becky Hammon, CSU, 1996-97

FIELD GOAL PERCENTAGE

Pct	Name, School, Year	FG-FGA
1. 66.7	Michelle Suman, SDSU, 1991-92	156-234
2. 65.9	Amber Jackson SJSU, 2004-05	205-311
3. 65.0	Michelle Suman, SDSU, 1993-94	134-206
4. 64.0	Becky Heidotten, TU, 2000-01	105-164
5. 59.1	Amy Burnett, UW, 1994-95	195-330
	Michelle Suman, SDSU, 1994-95	123-208
7. 58.7	Amy Burnett, UW, 1993-94	176-300
8. 58.5	Kylie Page, UH, 1997-98	176-301
9. 58.2	Kris Kugel, CU, 1991-92	195-335
10. 58.1	Shannon Struby, CU, 1990-91	212-365
	Amber Jackson, SJSU, 2005-06	191-329

THREE-POINT FIELD GOALS

FG	Name, School, Year
1. 114	Becky Hammon, CSU, 1998-99
2. 103	Jaleesa Ross, FS, 2009-10 Julie Krommenhoek, UU, 1996-97
4. 98	Julie Krommenhoek, UU, 1997-98
5. 96	Ashley Bastian, UN, 2002-03
6. 95	Jaleesa Ross, FS, 2008-09
7. 89	Jaleesa Ross, FS, 2007-08 Lindsay Logan, FS, 2000-01
9. 88	Becky Hammon, CSU, 1995-96
10. 86	Aarica Ray-Boyd, LTU, 2005-06

THREE-POINT FIELD GOAL ATTEMPTS


FGA	Name, School, Year
1. 274	Becky Hammon, CSU, 1998-99
2. 271	Lindsay Logan, FS, 2000-01
3. 253	Jaleesa Ross, FS, 2009-10
4. 233	Julie Krommenhoek, UU, 1996-97
5. 231	Jaleesa Ross, FS, 2008-09 Julie Krommenhoek, UU, 1997-98
7. 227	Ashley Bastian, UN, 2002-03
8. 225	Athena Pirpich, TU, 2000-01
9. 220	Andrea Cossey, SMU, 2002-03
10. 217	Abby Garchek, UNM, 1997-98

THREE-POINT FIELD GOAL PERCENTAGE

(1.0 three-point field goal per game minimum)			
Pct	Name, School, Year	3FG-3FGA	
1. 56.4	Staci Oddo, FS, 1992-93	31-55	
2. 55.4	Kathy Halligan, CU, 1992-92	72-130	
3. 50.9	Krista Treide, UW, 1990-91	57-112	
4. 48.5	Kylie Page, UH, 1997-98	48-99	
5. 48.4	Amy Burnett, UW, 1992-93	30-62	
6. 47.5	Julie Krommenhoek, UU, 1994-95	76-160	
7. 45.5	Kathy Halligan, CU, 1990-91	80-176	
8. 45.4	Falisha Wright, SDSU, 1991-92	49-108	
9. 44.7	Aarica Ray-Boyd, LTU, 2002-03	38-85	
10. 44.6	Jenny Cafferty, Rice, 1999-00	74-166	

TOTAL FREE THROWS

FT	Name, School, Year
1. 197	Amy Burnett, UW, 1993-94
2. 194	Amy Burnett, UW, 1994-95
3. 188	Becky Hammon, CSU, 1998-99
4. 180	Amy Pack, UTEP, 2000-01



Louisiana Tech's Cheryl Ford holds the WAC single-season rebounding record with 438 in 2002-03.

5. 174	Allison Curtin, TU, 2002-03
6. 169	Raylene Howard, UH, 1998-99
7. 166	Tasha Williams, LTU, 2004-05
8. 164	Tasha Williams, LTU, 2005-06
9. 161	Dellena Criner, NEV, 2008-09
10. 160	Dellena Criner, NEV, 2007-08 Katie Madison, UI, 2006-07

FREE THROW PERCENTAGE

Pct	Name, School, Year	FT-FTA
1. 88.9	Kim Brandl, SMU, 1996-97	104-117
2. 88.6	Becky Hammon, CSU, 1997-98	148-167
3. 88.5	D-dra Rucker, SMU, 1999-00	115-130
4. 88.2	Julie Krommenhoek, UU, 1995-96	75-85
5. 87.6	Amy Sutton, TCU, 1998-99	99-113
	Julie Krommenhoek, UU, 1994-95	78-89
7. 87.3	Kylie Galloway, UH, 1999-00	103-118
8. 86.5	Jasmine Bendolph, LTU, 2009-10	64-74
9. 86.4	Kari Gallup, BYU, 1997-98	89-103
	BJ Itoman, UH, 1996-97	76-88


TOTAL REBOUNDS

Reb	Name, School, Year
1. 438	Cheryl Ford, LTU, 2002-03
2. 398	Shanavia Dowdell, LTU, 2009-10
3. 353	Tanya Smith, UH, 2007-08
4. 344	Amisha Carter, LTU, 2003-04
5. 335	Sherell Neal, NMSU, 2006-07
6. 326	Shanavia Dowdell, LTU, 2008-09 Sherell Neal, NMSU, 2007-08
8. 311	Tanya Zachary, UU, 1991-92
9. 310	Yinka Olorunnife, UI, 2008-09
10. 309	Omelogo Udeze, FS, 2002-03

REBOUND AVERAGE

Avg	Name, School, Year
1. 12.9	Cheryl Ford, LTU, 2002-03
2. 12.4	Shanavia Dowdell, LTU, 2009-10
3. 11.8	Tanya Smith, UH, 2007-08
4. 11.1	Yinka Olorunnife, UI, 2008-09
5. 10.8	Sherell Neal, NMSU, 2006-07 Amisha Carter, LTU, 2003-04
7. 10.6	Jane Young, FS, 1996-97 Amy Burnett, UW, 1993-94
9. 10.5	Kieishsha Garnes, SDSU, 1990-91
10. 10.4	Tanya Zachary, UU, 1991-92

SINGLE-SEASON TOP 10



Idaho's Leilani Mitchell holds the single season records for steal average (4.0, 2005-06) and total steals (115, 2005-06).

TOTAL ASSISTS

Ast	Name, School, Year
1. 213	Alli Bills, UU, 1996-97
2. 212	Alli Bills, UU, 1997-98
	Laura Ingham, UN 2002-03
4. 195	Val Harrison, UW, 1991-92
5. 192	Lindsay Logan, FS, 1999-00
	Cricket Williams, SJSU, 2002-03
7. 191	Kristen Pool, UNLV, 1998-99
8. 190	Michelle Miles, SDSU, 1991-92
8. 188	Tomika Young, BYU, 1991-92
10. 185	Cricket Williams, SJSU, 2003-04
	Erica McGlaston, SJSU, 2004-05

ASSIST AVERAGE

Avg	Name, School, Year
1. 8.7	Michelle Miles, SDSU, 1990-91
2. 7.9	Alli Bills, UU, 1997-98
3. 7.6	Alli Bills, UU, 1996-97
4. 7.3	Laura Ingham, UN, 2002-03
5. 7.0	Michelle Miles, SDSU, 1991-92
	Val Harrison, UW, 1991-92
7. 6.9	Cricket Williams, SJSU, 2002-03
8. 6.8	Kristen Pool, UNLV, 1998-99
9. 6.7	Tomika Young, BYU, 1991-92
10. 6.6	Lindsay Logan, FS, 1999-00
	Cricket Williams, SJSU, 2003-04

TOTAL STEALS

Stl	Name, School, Year
1. 115	Leilani Mitchell, UI, 2005-06
	Tamika Stukes, UNM, 1997-98
3. 106	Tomika Young, BYU, 1991-92
4. 103	Tomika Young, BYU, 1992-93
	Falisha Wright, SDSU, 1993-94
6. 101	Erica Taylor, LTU, 2003-04
7. 98	Becky Hammon, CSU, 1998-99
	Nani Cockett, UH, 1997-98
9. 96	Charonda Wilson, RU, 1997-98
	Jodi Nowlin-Tres, SDSU, 1996-97
	Allison Curtin, TU, 2002-03

STEAL AVERAGE

Avg	Name, School, Year
1. 4.0	Leilani Mitchell, UI, 2005-06
2. 3.8	Tomika Young, BYU, 1990-91
3. 3.6	Tomika Young, BYU, 1992-93

4. 3.5	Tamika Stukes, UNM, 1997-98
5. 3.4	Jodi Nowlin-Tres, SDSU, 1996-97
	Terri Pedregon, UTEP, 1994-95
	Janee Young, FS, 1997-98
	Jodi Nowlin, SDSU, 1995-96
	Cricket Williams, SJSU, 2003-04
	Kasie Pittman, TU, 1997-98

TOTAL BLOCKS

Blk	Name, School, Year
1. 110	Christen Roper, UH, 2002-03
2. 96	Christen Roper, UH, 2000-01
	Alyssa Shriver, TU, 2002-03
4. 87	Michelle Suman, SDSU, 1994-95
5. 84	Debbie Dimond, BYU, 1992-93
	Lauren Neaves, RU, 2003-04
7. 77	Alyssa Shriver, TU, 2001-02
8. 75	Christen Roper, UH, 2001-02
	Jillian Robbins, TU, 2004-05
10. 73	Lauren Neaves, RU, 2004-05

BLOCK AVERAGE

Avg	Name, School, Year
1. 3.7	Christen Roper, UH, 2002-03
2. 3.2	Alyssa Shriver, TU, 2002-03
3. 2.9	Debbie Dimond, BYU, 1992-93
	Michelle Suman, SDSU, 1994-95
5. 2.8	Christen Roper, UH, 2000-01
6. 2.6	Lauren Neaves, RU, 2003-04
	Alyssa Shriver, TU, 2001-02
	Debbie Dimond, BYU, 1994-95
9. 2.5	Alofa Toiaivao, UH, 2004-05
	Johnetta Hayes, RU, 2002-03
	Brittany Grice, UH, 2005-06

WAC GAMES

TOTAL POINTS

Pts	Name, School, Year
1. 399	Allison Curtin, TU, 2002-03
2. 380	Becky Hammon, CSU, 1996-97
	Cricket Williams, SJSU, 2002-03
4. 373	Becky Hammon, CSU, 1998-99
5. 360	Jillian Robbins, TU, 2004-05
6. 357	Tasha Williams, LTU, 2004-05
7. 333	Cricket Williams, SJSU, 2001-02
8. 330	Amy Burnett, UW, 1994-95
	Amisha Carter, LTU, 2003-04
10. 319	Amy Pack, UTEP, 2000-01

SCORING AVERAGE

Avg	Name, School, Year
1. 26.6	Becky Hammon, CSU, 1998-99
2. 25.3	Kieishsha Garnes, SDSU, 1990-91
3. 23.8	Becky Hammon, CSU, 1996-97
4. 23.6	Amy Burnett, UW, 1994-95
5. 23.4	Holly Russ, UTEP, 1990-91
6. 22.6	Linda Froehlich, UNLV, 1998-99
7. 22.2	Allison Curtin, TU, 2002-03
8. 21.6	Mikki Kane-Barton, UU, 1992-93
9. 21.5	Kieishsha Garnes, SDSU, 1991-92
10. 21.2	Emma Wilson, TCU, 1996-97

TOTAL FIELD GOALS

FG	Name, School, Year
1. 131	Becky Hammon, CSU, 1996-97
	Trina Frierson, LTU, 2003-04
3. 130	Allison Curtin, TU, 2002-03
4. 128	Cricket Williams, SJSU, 2002-03
5. 126	Jodi Nowlin-Tres, SDSU, 1996-97
6. 125	Linda Froehlich, UNLV, 1998-99
	Jillian Robbins, TU, 2004-05
8. 124	Kieishsha Garnes, SDSU, 1990-91

9. 122	Amisha Carter, LTU, 2003-04
10. 121	Becky Hammon, CSU, 1998-99
	Cheryl Ford, LTU, 2002-03

FIELD GOAL ATTEMPTS


FGA	Name, School, Year
1. 329	Cricket Williams, SJSU, 2002-03
2. 304	Allison Curtin, TU, 2002-03
3. 287	Linda Froehlich, UNLV, 1998-99
4. 278	Becky Hammon, CSU, 1996-97
5. 267	Atari Parker, SJSU, 2000-01
6. 263	Lindsay Logan, FS, 2000-01
7. 256	Danada Smith, SJSU, 2000-01
	Chey Ford, LTU, 2002-02
9. 252	Falisha Wright, SDSU, 1992-93
10. 254	Anikia Jawra, NMSU, 2006-07

FIELD GOAL PERCENTAGE


Pct	Name, School, Year	FG-FGA	
1. 67.9	Becky Heidotten, TU, 2001-02	72-106	
2. 65.5	Amber Jackson, SJSU, 2004-05	116-177	
3. 64.8	Michelle Suman, SDSU, 1991-92	79-122	
4. 63.9	Amy Burnett, UW, 1992-93	69-108	
5. 63.0	Amy Spencer, CU, 1990-91	80-127	
6. 62.6	Erica Henry, FS, 2007-08	62-99	
7. 62.5	Raylene Howard, UH, 1997-98	90-144	
8. 61.8	Shannon Struby, CU, 1990-91	94-152	
9. 60.7	Ja'Lara Walker, BSU, 2007-08	54-89	
10. 60.6	Kathy Halligan, CU, 1991-92	80-132	
	60.6	Michelle Suman, SDSU, 1994-95	63-104

THREE-POINT FIELD GOALS

FG	Name, School, Year
1. 57	Ashley Bastian, UN, 2002-03
2. 56	Kimya Murray, UTEP, 2001-02
3. 55	Becky Hammon, CSU, 1998-99
4. 54	Julie Krommenhoek, UU, 1997-98
5. 53	Jaleesa Ross, FS, 2007-08
	Julie Krommenhoek, UU, 1996-97
7. 49	Jaleesa Ross, FS, 2009-10
	Becky Hammon, CSU, 1996-97
	Abby Vaughan, BSU, 2002-03
10. 48	Lindsay Logan, FS, 2000-01



Nevada's Ashley Bastian ranks first in single-season three-point field goal attempts (144) during the 2002-03 season.



Idaho's Yinka Olorunnife ranks third in single-season rebounds (186, 2008-09) and fifth in rebound average (11.6, 2008-09) in WAC games.

THREE-POINT FIELD GOAL ATTEMPTS

FGA	Name, School, Year
1. 144	Ashley Bastian, UN 2002-03
2. 141	Jessica Kellogg, SJSU, 2002-03
3. 138	Andrea Cossey, SMU, 2001-02
4. 135	Kimya Murray, UTEP, 2001-02
5. 132	Athena Pirpich, TU, 2000-01
6. 128	Julie Krommenhoek, UU, 1997-98
7. 124	Becky Hammon, CSU, 1996-97
8. 123	Andrea Cossey, SMU, 2001-02
9. 121	Aarica Ray-Boyd, 2005-06 Kari Steele, SJSU, 1996-97

THREE-POINT FIELD GOAL PERCENTAGE

(1.0 field goal per game minimum)

Pct	Name, School, Year	FG-FGA
1. 60.8	Kathy Halligan, CU, 1991-92	31-51
2. 58.8	Staci Oddo, FS, 1992-93	20-34
3. 56.1	Krista Treide, UW, 1990-91	32-57
4. 52.4	Karena Greeny, UH, 2001-02	22-42
5. 52.8	Amy Burnett, UW, 1992-93	19-36
6. 51.1	Kati Kafaritova, TCU, 2000-01	23-45
7. 50.5	Julie Krommenhoek, UU, 1996-97	54-128
8. 50.0	Kari Gallup, BYU, 1994-95	19-38
9. 51.2	Jenny Cafferty, RU, 1999-00	44-86
10. 50.0	Charlotte Otero, UI, 2009-10	21-42

TOTAL FREE THROWS

FT	Name, School, Year
1. 110	Amy Burnett, UW, 1994-95 Allison Curtin, TU, 2002-03
3. 109	Jillian Robbins, TU, 2004-05
4. 106	Tasha Williams, LTU, 2004-05
5. 105	Amy Pack, UTEP, 2000-01
6. 104	Leela Farr, TU, 2000-01
7. 100	Leela Farr, TU, 2001-02
8. 97	Cricket Williams, SJSU, 2001-02
9. 95	Lila Osceola, 1996-97 Amy Burnett, UW, 1993-94

FREE THROW PERCENTAGE

Pct	Name, School, Year	FT-FTA
1. 98.1	D-dra Rucker, SMU, 1999-00	51-52
2. 92.1	Kylie Galloway, UH, 2000-01	35-38
3. 91.1	Emma Wilson, TCU, 1996-97	41-45
4. 89.4	Becky Hammon, CSU, 1998-99	76-85
5. 88.6	Lisa Rathbun, BYU, 1990-91	62-70
6. 88.5	Amy Sutton, TCU, 1998-99	54-61
7. 87.8	Abby Garchek, UNM, 1997-98 Brandi Ashby, UH, 1997-98	65-74 43-49
9. 86.9	Becky Hammon, CSU, 1997-98	53-61
10. 86.8	Vaida Zagurskyte, UTEP, 2002-03	46-53

TOTAL REBOUNDS

Reb	Name, School, Year
1. 252	Cheryl Ford, LTU, 2002-03
2. 219	Shanavia Dowdell, LTU, 2009-10
3. 199	Tanya Smith, UH, 2007-08
4. 190	Sherell Neal, NMSU, 2006-07
5. 186	Yinka Olorunnife, UI, 2008-09
6. 185	Amisha Carter, LTU, 2003-04
7. 179	Jane Young, FS, 1996-97 Jillian Robbins, TU, 2004-05
9. 174	Omologo Udeze, FS, 2000-01
10. 170	Sherell Neal, NMSU, 2007-08

REBOUND AVERAGE

Avg	Name, School, Year
1. 14.0	Cheryl Ford, LTU, 2002-03
2. 13.7	Shanavia Dowdell, LTU, 2009-10
3. 12.4	Tanya Smith, UH, 2007-08
4. 12.0	Andrea Herold, UU, 1993-94
5. 11.9	Sherell Neal, NMSU, 2006-07
6. 11.6	Yinka Olorunnife, UI, 2008-09
7. 11.4	Tanya Zachary, UU, 1990-91
8. 11.2	Jane Young, FS, 1996-97
9. 11.0	Amy Burnett, UW, 1993-94
10. 10.9	Omologo Udeze, FS, 2000-01

TOTAL ASSISTS

Ast	Name, School, Year
1. 137	Cricket Williams, SJSU, 2002-03
2. 129	Laura Ingham, UN, 2002-03
3. 121	Erica McGlaston, SJSU, 2004-05
4. 120	Alli Bills, UU, 1996-97
5. 114	Michelle Miles, SDSU, 1990-91
6. 109	Alli Bills, UU, 1997-98
7. 101	Michelle Miles, SDSU, 1991-92
8. 100	Lakeysa Wright, SDSU, 1994-95
9. 99	Kristen Pool, UNLV, 1998-99 Lindsay Logan, FS, 2000-01

ASSIST AVERAGE

Avg	Name, School, Year
1. 9.5	Michelle Miles, SDSU, 1990-91
2. 7.8	Alli Bills, UU, 1997-98
3. 7.6	Cricket Williams, SJSU, 2002-03
4. 7.5	Alli Bills, UU, 1996-97
5. 7.2	Michelle Miles, SDSU, 1991-92 Laura Ingham, UN, 2002-03
7. 7.1	Lakeysa Wright, SDSU, 1994-95 Kristen Pool, UNLV, 1998-99
9. 7.0	Tammie Beckley, FS, 1992-93
10. 6.7	Erica McGlaston, SJSU, 2004-05

TOTAL STEALS

Stl	Name, School, Year
1. 67	Cricket Williams, SJSU, 2001-02
2. 64	Tomika Young, BYU, 1991-92 Jillian Robbins, TU, 2003-04
4. 63	Erica Taylor, LTU, 2003-04
5. 62	Leilani Mitchell, UI, 2005-06
6. 59	Allison Curtin, TU, 2002-03

7. 58	Jodi Nowlin-Tres, SDSU, 1996-97
8. 57	Cherlanda Franklin, NEV, 2007-08 Kasie Pittman, TU, 1997-98 Cricket Williams, SJSU, 2002-03

STEAL AVERAGE

Avg	Name, School, Year
1. 4.6	Tomika Young, BYU, 1991-92
2. 4.1	Kasie Pittman, TU, 1997-98
3. 3.9	Leilani Mitchell, UI, 2005-06
4. 3.7	Jane Young, FS, 1997-98 Cricket Williams, SJSU, 2001-02
6. 3.6	Tamika Stukes, UNM, 1997-98 Jodi Nowlin-Tres, SDSU, 1996-97 Cherlanda Franklin, NEV, 2007-08 Jillian Robbins, TU, 2003-04
10. 3.5	Erica Taylor, LTU, 2003-04


TOTAL BLOCKS

Blk	Name, School, Year
1. 60	Christen Roper, UH, 2002-03
2. 56	Alyssa Shriver, TU, 2002-03
3. 51	Lauren Neaves, RU, 2003-04
4. 49	Johnetta Hayes, RU, 2002-03
5. 47	Debbie Dimond, BYU, 1992-93
6. 43	Alyssa Shriver, TU, 2001-02 Alofa Toiaivao, UH, 2004-05
8. 41	Christen Roper, UH, 2000-01
9. 40	Brittany Grice, UH, 2005-06 Debbie Dimond, BYU, 1994-95

BLOCK AVERAGE

Avg	Name, School, Year
1. 3.36	Debbie Dimond, BYU, 1992-93
2. 3.33	Christen Roper, UH, 2002-03
3. 3.11	Alyssa Shriver, TU, 2002-03
4. 3.00	Niki Holt, NMSU, 2008-09
5. 2.86	Brittany Grice, UH, 2005-06 Debbie Dimond, BYU, 1994-95
7. 2.83	Lauren Neaves, RU, 2003-04
8. 2.79	Michelle Suman, SDSU, 1993-94
9. 2.72	Johnetta Hayes, RU, 2002-03
10. 2.64	Michelle Suman, SDSU, 1994-95

Bold=Current WAC Players



San Jose State's Cricket Williams holds the conference single season assists (137) and steals (67) records in WAC games. She's also the career leader in assists with 614.

CAREER LEADERS

ALL GAMES (minimum two seasons)

TOTAL POINTS

Pts	Name, School, Year
1. 2,740	Becky Hammon, CSU, 1995-99
2. 2,087	Julie Krommenhoek, UU, 1994-98
3. 1,881	Katie Cronin, CSU, 1995-99
4. 1,848	Teresa James, CSU, 1992-96
5. 1,836	Abby Garchek, UNM, 1994-98
6. 1,786	Raylene Howard, UH, 1996-00
7. 1,785	Karlin Kennedy, SMU, 1996-00
8. 1,782	Amy Burnett, UW, 1991-95
9. 1,751	Tasha Harris, BSU, 2004, 2006-10
10. 1,733	Falisha Wright, SDSU, 1991-95

SCORING AVERAGE (Points-Games)

Avg	Name, School, Year
1. 22.1	Kieishsha Garnes, SDSU, 1990-92 (1235-56)
2. 21.9	Becky Hammon, CSU, 1995-99 (2740-125)
3. 20.1	Holly Russ, UTEP, 1990-92 (1088-54)
4. 18.0	Kathy Halligan, CU, 1990-92 (1101-61)
5. 17.8	Julie Krommenhoek, UU, 1994-98 (2087-117)
6. 17.6	Amy Pack, UTEP, 1999-2001 (968-55)
7. 17.2	Nani Cockett, UH, 1996-98 (1482-86)
8. 16.6	Katie Madison, UI, 2006-08 (930-56) Mikki Kane-Barton, UU, 1990-93 (1481-89)
10. 16.3	Amy Burnett, UW, 1991-95 (1782-109)

TOTAL FIELD GOALS


FG	Name, School, Year
1. 918	Becky Hammon, CSU, 1995-99
2. 722	Karlin Kennedy, SMU, 1996-00
3. 706	Julie Krommenhoek, UU, 1994-98
4. 705	Teresa James, CSU, 1992-96
5. 678	Debbie Dimond, BYU, 1991-95
6. 677	Katie Cronin, CSU, 1995-99
7. 656	Shanavia Dowdell, LTU, 2006-10
8. 640	Abby Garchek, UNM, 1994-98
9. 634	Falisha Wright, SDSU, 1991-95
10. 623	Raylene Howard, UH, 1996-00

FIELD GOAL PERCENTAGE

Pct	Name, School, Year	FG-FGA
1. 61.9	Amber Jackson, SJSU, 2004-06	396-640
2. 61.2	Michelle Suman, SDSU, 1991-95	524-858
3. 58.1	Amy Burnett, UW, 1991-95	551-948
4. 57.6	Shannon Struby, CU, 1990-92	402-698
5. 55.7	Becky Heidotten, TU, 2001-05	284-510
6. 55.1	Raylene Howard, UH, 1996-00	623-1131
7. 54.6	Jill Adams, BYU, 1996-99	245-448
8. 53.9	Debbie Dimond, BYU, 1991-95	678-1257
9. 53.1	Tanya Zachary, UU, 1990-92	339-638
10. 53.0	Marie Kauffman, UW, 1990-92	350-660

THREE-POINT FIELD GOALS

FG	Name, School, Year
1. 365	Becky Hammon, CSU, 1995-99
2. 362	Julie Krommenhoek, UU, 1994-98
3. 295	Jill Sutton, TCU, 1997-2001
4. 287	Jaleesa Eoss, FS, 2007-present
5. 272	Lindsay Logan, FS, 1999-03
6. 236	Andrea Cossey, SMU, 2000-04
7. 222	Staci Oddo, FS, 1992-96
8. 208	Amy Billhymer, UTEP, 1993-97
9. 206	Falisha Wright, SDSU, 1991-95
10. 204	Kari Gallup, BYU, 1994-98



Colorado State's Becky Hammon (1995-99), a member of the WNBA's San Antonio Silver Stars, owns three career WAC records and ranks among the top 10 in nine out of 13 categories.

THREE-POINT FIELD GOAL PERCENTAGE

Pct	Name, School, Year	FG-FGA
1. 49.7	Kathy Halligan, CU, 1990-92	152-306
2. 43.1	Julie Krommenhoek, UU, 1994-98	362-840
3. 41.9	Amy Burnett, UW, 1991-95	83-198
4. 41.3	Jaleesa Ross, FS, 2007-present	287-695
5. 41.1	Becky Hammon, CSU, 1995-99	365-888
6. 41.0	Kim Talbot, BYU, 1990-92	68-166
7. 40.7	Staci Oddo, FS, 1992-96	222-545
8. 39.9	Ashley Bastian, NEV, 2001-03	145-363
9. 39.7	Jill Sutton, TCU, 1997-2001	295-743
	Kylie Galloway, UH, 1996-2001	117-295

TOTAL FREE THROWS

FT	Name, School, Year
1. 597	Amy Burnett, UW, 1991-95
2. 562	Kieishsha Garnes, SDSU, 1990-92
3. 551	Dellena Criner, NEV, 2005-09
4. 539	Becky Hammon, CSU, 1995-99
5. 483	Tasha Harris, LTU, 2004, 2006-10
6. 469	Kate Smith, UN, 1999-03
7. 466	Cricket Williams, SJSU, 2000-04
8. 457	Raylene Howard, UH, 1996-00
9. 432	Lila Osceola, TU, 1996-00
10. 409	Cricket Williams, SJSU, 2000-04

FREE THROW PERCENTAGE

Pct	Name, School, Year	FT-FTA
1. 85.1	Julie Krommenhoek, UU, 1994-98	313-368
2. 84.1	Becky Hammon, CSU, 1995-99	539-641
3. 83.6	Amy Burnett, UW, 1991-95	597-714
4. 83.1	Kari Gallup, BYU, 1994-98	260-313
	Kylie Galloway, UH, 1996-2001	276-331
6. 82.8	Tricia Payne, TCU, 1998-2001	285-344
7. 82.3	Nadia Begay, BSU, 2003-07	121-147
8. 82.0	Natalie White, SJSU, 2005-09	191-233
9. 81.7	Staci Oddo, FS, 1992-96	152-186
10. 81.3	BJ Itoman, UH, 1995-99	182-234
	Lisa Rathbun, BYU, 1990-92	283-348

TOTAL REBOUNDS

Reb	Name, School, Year
1. 1,025	Shanavia Dowdell, LTU, 2006-10
2. 974	Omelogo Udeze, FS, 1999-03
3. 946	Karlin Kennedy, SMU, 1996-00
4. 936	Teresa James, CSU, 1992-96
5. 869	Debbie Dimond, BYU, 1991-95
6. 857	Katie Cronin, CSU, 1995-99
7. 856	Sherell Neal, NMSU, 2005-08
8. 829	Amy Burnett, UW, 1991-95
9. 816	Tanya Smith, UH, 2004-08
10. 786	Michelle Suman, SDSU, 1991-95

REBOUND AVERAGE

Avg	Name, School, Year
1. 10.9	Cheryl Ford, LT, 2001-03
2. 10.2	Tanya Zachary, UU, 1990-92
3. 9.7	Jane Young, FS, 1996-98
4. 9.4	Jillian Robbins, TU, 2003-05
	Kieishsha Garnes, SDSU, 1990-92
6. 9.2	Sherell Neal, NMSU, 2005-08
7. 9.1	Amber Jackson, SJSU, 2004-06
8. 8.9	Tanya Smith, UH, 2004-08
	Amy Pack, UTEP, 1999-2001
10. 8.8	Yinka Olorunnife, UI, 2007-present

TOTAL ASSISTS

Ast	Name, School, Year
1. 644	Cricket Williams, SJSU, 2000-04
2. 612	Alli Bills, UU, 1994-98
3. 561	Lindsay Logan, FS, 1999-03
4. 538	Becky Hammon, CSU, 1995-99
5. 536	Cricket Williams, SJSU, 2000-04
	Dee Dee Dominguez, CSU, 1992-96
6. 469	Tamika Stukes, UNM, 1994-98
7. 448	Falisha Wright, SDSU, 1991-95
8. 445	Jill Sutton, TCU, 1997-2001
9. 438	Thais Kidd, BYU, 1991-95
10. 407	BJ Itoman, UH, 1995-99

TOTAL STEALS

Stl	Name, School, Year
1. 354	Tamika Stukes, UNM, 1994-98
2. 324	Falisha Wright, SDSU, 1991-95
3. 314	Becky Hammon, CSU, 1995-99
4. 311	Marla Brumfield, RU, 1996-00
	Cricket Williams, SJSU, 2000-04
6. 303	Kasie Pittman, TU, 1996-00
7. 288	Jessica Van Hoogen, BSU, 2005-07, 2009-10
8. 273	Thais Kidd, BYU, 1991-95
9. 271	Dellena Criner, NEV, 2005-09
10. 255	Julie Krommenhoek, UU, 1994-98

TOTAL BLOCKS

Blk	Name, School, Year
1. 303	Christen Roper, UH, 1999-03
2. 268	Debbie Dimond, BYU, 1991-95
3. 251	Michelle Suman, SDSU, 1991-95
4. 189	Brittany Grice, UH, 2003-07
5. 183	Alyssa Shriver, TU, 2001-03
6. 164	Teresa James, CSU, 1992-96
7. 157	Lauren Neaves, RU, 2003-05
8. 146	Shanavia Dowdell, LTU, 2006-10
9. 142	Johnetta Hayes, Rice, 2001-04
10. 139	Karlin Kennedy, SMU, 1996-00

WAC GAMES (minimum two seasons)

TOTAL POINTS

Pts	Name, School, Year
1. 1302	Becky Hammon, CSU, 1995-99
2. 1058	Julie Krommenhoek, UU, 1994-98
3. 1034	Cricket Williams, SJSU, 2001-04
4. 967	Amy Burnett, UW, 1991-95
5. 927	Raylene Howard, UH, 1996-00
6. 925	Abby Garchek, UNM, 1994-98
7. 898	Katie Cronin, CSU, 1995-99
8. 877	Karlin Kennedy, SMU, 1996-00
9. 865	Tasha Harris, BSU, 2004, 2006-07, 2009-10
10. 858	Teresa James, CSU, 1992-96

SCORING AVERAGE

Avg	Name, School, Year
1. 23.3	Kieishsha Garnes, SDSU, 1990-92
2. 22.4	Becky Hammon, CSU, 1995-99
3. 19.3	Amy Pack, UTEP, 1999-01
4. 18.7	Holly Russ, UTEP, 1990-92
5. 18.4	Mikki Kane-Barton, UU, 1990-93
6. 18.2	Julie Krommenhoek, UU, 1994-98
7. 17.9	Cricket Williams, SJSU, 2001-04 Nani Cockett, UH, 1996-98
8. 17.6	Katie Madison, UI, 2006-08 Jillian Robbins, TU, 2003-05
10. 17.5	Kathy Halligan, CU, 1990-92

TOTAL FIELD GOALS

FG	Name, School, Year
1. 438	Becky Hammon, CSU, 1995-99
2. 363	Karlin Kennedy, SMU, 1996-00
3. 357	Julie Krommenhoek, UU, 1994-98
4. 339	Cricket Williams, SJSU, 2001-04
5. 331	Shanavia Dowdell, LTU, 2006-10
6. 329	Debbie Dimond, BYU, 1991-95
7. 326	Raylene Howard, UH, 1996-00
8. 321	Abby Garchek, UNM, 1994-98
9. 307	Falisha Wright, SDSU, 1991-95
10. 302	Lamisha Augustine, SJSU, 2002-06 Katie Cronin, CSU, 1995-99

FIELD GOAL PERCENTAGE

Pct	Name, School, Year	FG-FGA
1. 60.7	Amy Burnett, UW, 1991-95	298-491
2. 59.4	Amber Jackson, SJSU, 2004-06	211-355
3. 59.2	Shannon Struby, CU, 1990-92	181-306
	Michelle Suman, SDSU, 1991-95	250-422
5. 59.0	Becky Heidotten, TU, 2003-05	170-288
6. 56.4	Erica Henry, FS, 2004-08	127-225
7. 56.3	Raylene Howard, UH, 1996-00	326-579
8. 56.0	Kieishsha Garnes, SDSU, 1990-92	242-432
	Tanya Zachary, UU, 1990-92	157-280
10. 55.9	JoKeirra Sneed, LTU, 2006-08	151-270

THREE-POINT FIELD GOALS

FG	Name, School, Year
1. 180	Julie Krommenhoek, UU, 1994-98
2. 178	Becky Hammon, CSU, 1995-99
3. 164	Andrea Cossey, SMU, 2000-04
3. 146	Jill Sutton, TCU, 1997-01
4. 144	Jaleesa Ross, FS, 2007-present
5. 129	Amy Billhmer, UTEP, 1993-97
6. 120	Lindsay Logan, FS, 1999-03
7. 118	Staci Oddo, FS, 1992-96
8. 116	Kari Gallup, BYU, 1994-98
9. 111	Andrea Cossey, SMU, 2001-04
10. 106	Falisha Wright, SDSU, 1991-95

THREE-POINT FIELD GOAL PERCENTAGE

(1.0 three-pointer per game minimum)

Pct	Name, School, Year	3FG-3FGA
1. 52.0	Kathy Halligan, CU, 1990-92	64-123
2. 44.2	Jaleesa Ross, FS, 2007-present	144-326
3. 43.9	Julie Krommenhoek, UU, 1995-98	180-410
4. 42.1	Becky Hammon, CSU, 1995-99	178-423
5. 41.1	Kari Gallup, BYU, 1994-98	117-285
6. 40.0	Staci Oddo, FS, 1992-96	118-295
7. 41.7	Alison Carney, TU, 2001-03	35-84
	Erica Smith, LTU, 2001-03	35-84
9. 38.8	Ashley Bastian, NEV, 2001-03	94-242
	Behka Stafford, BYU, 1992-96	92-237

TOTAL FREE THROWS

FT	Name, School, Year
1. 324	Amy Burnett, UW, 1991-95
2. 281	Dellena Criner, NEV, 2005-09
3. 280	Cricket Williams, SJSU, 2000-04
4. 256	Tasha Harris, BSU, 2004, 2006-07, 2009-10
5. 248	Becky Hammon, CSU, 1995-99
6. 242	Debbie Dimond, BYU, 1991-95
7. 226	Raylene Howard, UH, 1996-00
8. 207	Kate Smith, UN 1999-03
9. 205	Abby Garchek, UNM, 1994-98
10. 203	Lila Osceola, TU, 1996-00

FREE THROW PERCENTAGE

Pct	Name, School, Year	FT-FTA
1. 85.9	Julie Krommenhoek, UU, 1994-98	164-191
2. 84.5	Lisa Rathbun, BYU, 1990-92	120-142
3. 84.2	Amy Burnett, UW, 1991-95	324-385
4. 83.4	Tricia Payne, TCU, 1998-01	146-175
5. 82.9	Kari Gallup, BYU, 1994-98	136-164
6. 82.7	Becky Hammon, CSU, 1995-99	248-300



New Mexico State's Sherell Neal ranks third in the WAC in conference games with 483 rebounds and a 10.1 rebounding average.

7. 82.5	Mikail Price, NEV, 2006-08	66-80
8. 82.4	April Atuaia, UH, 2001-04	75-91
9. 82.2	Kylie Galloway, UH, 1998-01	125-152
10. 81.8	Nikki Eyre, BYU, 1990-94	63-77

TOTAL REBOUNDS

Reb	Name, School, Year
1. 535	Shanavia Dowdell, LTU, 2006-10
2. 493	Tanya Smith, UH, 2004-08
3. 487	Omelogo Udeze, 1999-00
4. 483	Sherell Neal, NMSU, 2005-08
5. 464	Karlin Kennedy, SMU, 1996-00
6. 459	Teresa James, CSU, 1992-96
7. 453	Yinka Olorunnife, UI, 2007-present
8. 445	Amy Burnett, UW, 1991-95
9. 444	Ty Moore, LTU, 2004-07
10. 440	Cheryl Ford, LTU, 2001-03

REBOUND AVERAGE

Avg	Name, School, Year
1. 12.2	Cheryl Ford, LT, 2001-03
2. 10.2	Tanya Zachary, UU, 1990-92
3. 10.1	Sherell Neal, NMSU, 2005-08
4. 10.0	Janee Young, FS, 1996-98
5. 9.5	Tanya Smith, UH, 2004-08
6. 9.4	Yinka Olorunnife, UI, 2007-present Jillian Robbins, TU, 2003-05
8. 9.2	Amber Jackson, SJSU, 2004-06
9. 9.0	Amy Pack, UTEP, 1999-01
10. 8.9	Ty Moore, LTU, 2004-07 Kieishsha Garnes, SDSU, 1990-92 Shannon Struby, CU, 1990-92

TOTAL ASSISTS

Ast	Name, School, Year
1. 386	Cricket Williams, SJSU, 2000-04
2. 295	Alli Bills, UU, 1992-94, 1994-98
3. 247	Laura Ingham, NEV, 2001-03
4. 234	Thais Kidd, BYU, 1991-95
5. 233	Becky Hammon, CSU, 1995-99
6. 228	Dee Dee Dominguez, CSU, 1992-96
7. 226	Kendall Shead, SMU, 2002-05
8. 225	Charlotte Otero, UI, 2006-10
9. 222	Tamika Stukes, UNM, 1994-98
10. 217	Marla Brumfield, RU, 1996-00

TOTAL STEALS

Stl	Name, School, Year
1. 199	Cricket Williams, SJSU, 2001-04
2. 182	Tamika Stukes, UNM, 1994-98
3. 167	Kasie Pittman, TU, 1996-00
4. 148	Marla Brumfield, RU, 1996-00
	148 Falisha Wright, SDSU, 1991-95
6. 145	Dellena Criner, NEV, 2005-09
7. 142	Becky Hammon, CSU, 1995-99
8. 135	Thais Kidd, BYU, 1991-95
9. 134	Jodi Nowlin-Tres, SDSU, 1993-97
10. 133	Cherlanda Franklin, NEV, 2004-05, 2007-09

TOTAL BLOCKS

Blk	Name, School, Year
1. 151	Debbie Dimond, BYU, 1991-95
2. 137	Christen Roper, UH, 1999-03
3. 132	Brittany Grice, UH, 2003-07
4. 130	Michelle Suman, SDSU, 1991-95
5. 107	Brittany Grice, UH, 2003-06
6. 99	Alyssa Shriver, TU, 2001-03
7. 89	Christen Roper, UH, 2001-03
8. 87	Lauren Neaves, RU, 2003-05
9. 83	Johnetta Hayes, RU, 2001-03 Teresa James, CSU, 1992-96

YEARLY TEAM LEADERS - ALL

SCORING OFFENSE

Year	School	Avg
1990-91	Creighton	80.3
1991-92	Creighton	80.7
1992-93	Brigham Young	72.2
1993-94	San Diego State	72.4
1994-95	Wyoming	71.3
1995-96	Colorado State	72.5
1996-97	SMU	75.7
1997-98	Colorado State	80.9
1998-99	Colorado State	79.3
1999-00	SMU	72.1
2000-01	TCU	71.6
2001-02	Louisiana Tech	76.3
2002-03	Louisiana Tech	78.4
2003-04	Louisiana Tech	82.5
2004-05	Louisiana Tech	73.1
2005-06	Louisiana Tech	72.9
2006-07	Boise State	68.9
2007-08	Boise State	72.8
2008-09	Fresno State	69.3
2009-10	Louisiana Tech	73.8

SCORING DEFENSE

Year	School	Avg
1990-91	Utah	63.6
1991-92	Utah	63.2
1992-93	UTEP	57.2
1993-94	San Diego State	56.8
1994-95	San Diego State	55.5
1995-96	San Diego State	57.8
1996-97	San Diego State	52.0
1997-98	New Mexico	56.6
1998-99	Utah	55.1
1999-00	Rice	89.8
2000-01	Hawai'i	59.1
2001-02	Louisiana Tech	53.5
2002-03	Louisiana Tech	57.6
2003-04	UTEP	58.1
2004-05	SMU	59.8
2005-06	Fresno State	60.2
2006-07	Boise State	61.0
2007-08	New Mexico State	62.3
2008-09	Utah State	57.9
2009-10	Utah State	60.1

TOTAL FIELD GOALS

Year	School	FG
1990-91	Creighton	892
1991-92	Creighton	974
1992-93	Brigham Young	774
1993-94	San Diego State	872
1994-95	San Diego State	797
1995-96	Colorado State	828
1996-97	SMU	834
1997-98	Colorado State	856
1998-99	Colorado State	985
1999-00	SMU	867
2000-01	TCU	839
2001-02	Louisiana Tech	877
2002-03	Louisiana Tech	1016
2003-04	Louisiana Tech	987
2004-05	Rice	819
2005-06	Fresno State	821
2006-07	Boise State	814
2007-08	Fresno State	873
2008-09	Louisiana Tech	899
2009-10	Fresno State	874

FIELD GOAL ATTEMPTS

Year	School	FGA
1990-91	Utah	1871
1991-92	Creighton	1871
1992-93	Brigham Young	1786
1993-94	San Diego State	1905
1994-95	San Diego State	1807
1995-96	Colorado State	1915
1996-97	SMU	1999
1997-98	New Mexico	1982
1998-99	Colorado State	2142

1999-00	SMU	2029
2000-01	TCU	2018
2001-02	Louisiana Tech	2036
2002-03	Louisiana Tech	2272
2003-04	Louisiana Tech	2142
2004-05	Rice	2020
2005-06	Louisiana Tech	1892
2006-07	Boise State	2051
2007-08	Fresno State	2065
2008-09	Louisiana Tech	2214
2009-10	Fresno State	2093

FIELD GOAL PERCENTAGE

Year	School	Pct
1990-91	Creighton	48.7
1991-92	Creighton	52.1
1992-93	Wyoming	44.2
1993-94	San Diego State	45.8
1994-95	San Diego State	44.1
1995-96	San Diego State	45.6
1996-97	TCU	44.7
1997-98	Hawai'i	49.7
1998-99	Colorado State	46.0
1999-00	Rice	44.6
2000-01	Hawai'i	42.5
2001-02	Louisiana Tech	43.1
2002-03	Louisiana Tech	44.9
2003-04	Louisiana Tech	46.1
2004-05	Tulsa	42.9
2005-06	Fresno State	44.2
2006-07	Fresno State	40.8
2007-08	Fresno State	42.3
2008-09	Louisiana Tech	40.6
2009-10	Louisiana Tech	43.2

FIELD GOAL PERCENTAGE DEFENSE

Year	School	Pct
1990-91	Colorado State	40.2
1991-92	Utah	40.2
1992-93	Utah	37.5
1993-94	Utah	37.9
1994-95	San Diego State	35.2
1995-96	New Mexico	36.8
1996-97	Hawai'i	36.3
1997-98	SMU	37.5
1998-99	Utah	36.1
1999-00	Hawai'i	38.9
2000-01	Hawai'i	35.1
2001-02	Louisiana Tech	33.0
2002-03	Louisiana Tech	35.7
2003-04	Rice	35.5
2004-05	San Jose State	35.8
2005-06	Louisiana Tech	35.2
2006-07	Louisiana Tech	37.3
2007-08	New Mexico State	36.0
2008-09	Louisiana Tech	36.8
2009-10	Louisiana Tech	37.4

THREE-POINT FIELD GOALS

Year	School	FG
1990-91	Creighton	151
1991-92	Creighton	169
1992-93	Brigham Young	139
1993-94	Brigham Young	162
1994-95	Wyoming	164
1995-96	Colorado State	169
1996-97	Colorado State	181
1997-98	Colorado State	223
1998-99	Colorado State	290
1999-00	TCU	199
2000-01	TCU	249
2001-02	UTEP	171
2002-03	Boise State	169
2003-04	SMU	191
2004-05	Boise State	178
2005-06	Boise State	174
2006-07	Boise State	168
2007-08	Fresno State	262
2008-09	Fresno State	309
2009-10	Fresno State	301

THREE-POINT FIELD GOAL ATTEMPTS

Year	School	FGA
1990-91	Creighton	397
1991-92	Colorado State	454
1992-93	Brigham Young	406
1993-94	Brigham Young	478
1994-95	Wyoming	465
1995-96	New Mexico	545
1996-97	Colorado State	497
1997-98	New Mexico	636
1998-99	Colorado State	795
1999-00	TCU	581
2000-01	TCU	663
2001-02	UTEP	559
2002-03	SMU	560
2003-04	SMU	611
2004-05	Boise State	544
2005-06	New Mexico State	572
2006-07	Boise State	562
2007-08	Fresno State	762
2008-09	Fresno State	893
2009-10	Fresno State	854

THREE-POINT FIELD GOAL PERCENTAGE

Year	School	FGM	FGA	Pct
1990-91	Wyoming	85	200	42.5
1991-92	Creighton	169	374	45.2
1992-93	Wyoming	77	209	36.8
1993-94	Fresno State	159	428	37.1
1994-95	Utah	161	411	39.2
1995-96	Colorado State	169	443	38.1
1996-97	TCU	132	346	38.2
1997-98	Hawai'i	126	326	38.7
1998-99	Colorado State	290	795	36.5
1999-00	Rice	143	390	36.7
2000-01	TCU	249	663	37.6
2001-02	Hawai'i	151	428	35.3
2002-03	Boise State	169	459	36.8
2003-04	Boise State	144	413	34.9
2004-05	Rice	124	358	34.6
2005-06	Boise State	174	515	33.8
2006-07	New Mexico State	152	472	32.2
2007-08	Hawai'i	135	384	35.2
2008-09	Fresno State	309	893	34.6
2009-10	New Mexico State	206	583	35.3

TOTAL FREE THROWS

Year	School	FT
1990-91	Utah	496
1991-92	Creighton	465
1992-93	Colorado State	424
1993-94	Colorado State	419
1994-95	Utah	453
1995-96	New Mexico	453
1996-97	TCU	479
1997-98	Hawai'i	545
1998-99	Colorado State	593
1999-00	Hawai'i	535
2000-01	Hawai'i	642
2001-02	Rice	468
2002-03	Louisiana Tech	517
2003-04	Louisiana Tech	546
2004-05	Louisiana Tech	517
2005-06	Louisiana Tech	544
2006-07	Nevada	493
2007-08	Boise State	464
2008-09	Nevada	463
2009-10	Louisiana Tech	513

FREE THROW ATTEMPTS

Year	School	FTA
1990-91	Utah	700
1991-92	Utah	719
1992-93	UTEP	691
1993-94	San Diego State	652
1994-95	San Diego State	677
1995-96	New Mexico	659
1996-97	TCU	668
1997-98	Hawai'i	710
1998-99	Colorado State	834

BOISE STATE • FRESNO STATE • IDAHO • LOUISIANA TECH • NEVADA • NEW MEXICO STATE • NEVADA • NEW MEXICO STATE • SAN JOSE STATE • UTAH STATE

YEARLY TEAM LEADERS - ALL

1999-00	Hawai'i	728
2000-01	Hawai'i	846
2001-02	Rice	689
2002-03	Louisiana Tech	740
2003-04	Louisiana Tech	780
2004-05	Louisiana Tech	730
2005-06	Louisiana Tech	768
2006-07	Boise State	690
2007-08	Boise State	660
	New Mexico State	660
2008-09	Louisiana Tech	691
2009-10	Louisiana Tech	746

FREE THROW PERCENTAGE

Year	School	Pct
1990-91	Brigham Young	73.8
1991-92	Brigham Young	71.5
1992-93	Wyoming	73.1
1993-94	Wyoming	75.5
1994-95	Wyoming	73.7
1995-96	Utah	70.8
1996-97	TCU	71.7
1997-98	Hawai'i	76.8
1998-99	Tulsa	72.8
1999-00	Hawai'i	73.5
2000-01	Hawai'i	75.9
2001-02	Tulsa	74.1
2002-03	Rice	75.1
2003-04	Nevada	71.6
2006-07	Nevada	72.4
2007-08	Boise State	70.3
	Utah State	70.3
2008-09	New Mexico State	70.4
2009-10	Nevada	71.2

TOTAL REBOUNDS

Year	School	Reb
1990-91	Brigham Young	1236
1991-92	UTEP	1224
1992-93	UTEP	1203
1993-94	San Diego State	1233
1994-95	San Diego State	1240
1995-96	Colorado State	1241
1996-97	Utah	1249
1997-98	New Mexico	1286
1998-99	SMU	1298
1999-00	SMU	1297
2000-01	Hawai'i	1405
2001-02	Louisiana Tech	1457
2002-03	Louisiana Tech	1537
2003-04	Louisiana Tech	1423
2004-05	Rice	1409
2005-06	Louisiana Tech	1334
2006-07	Boise State	1330
2007-08	Fresno State	1370
2008-09	Louisiana Tech	1510
2009-10	Louisiana Tech	1419

REBOUND AVERAGE

Year	School	Avg
1990-91	Brigham Young	42.6
1991-92	UTEP	43.7
1992-93	Colorado State	43.4
1993-94	UTEP	42.8
1994-95	Colorado State	42.0
1995-96	UTEP	42.7
1996-97	UTEP	44.5
1997-98	SMU	42.2
1998-99	SMU	41.9
1999-00	SMU	41.8
2000-01	TCU	41.7
2001-02	Louisiana Tech	48.6
2002-03	Louisiana Tech	45.2
2003-04	Louisiana Tech	44.5
2004-05	Rice	42.7
2005-06	Hawai'i	44.2
2006-07	Hawai'i	36.1
2007-08	Louisiana Tech	43.5
2008-09	Louisiana Tech	44.4
2009-10	Louisiana Tech	44.3

TOTAL ASSISTS

Year	School	Ast
1990-91	Creighton	604
1991-92	Utah	585
1992-93	Utah	488
1993-94	San Diego State	512
1994-95	Utah	509
1995-96	Colorado State	492
1996-97	Utah	510
1997-98	Colorado State	531
1998-99	Colorado State	558
1999-00	SMU	515
2000-01	TCU	540
2001-02	Louisiana Tech	467
2002-03	Louisiana Tech	533
2003-04	Louisiana Tech	509
2004-05	Rice	485
2005-06	Fresno State	491
2006-07	Hawai'i	408
2007-08	Fresno State	511
2008-09	Fresno State	468
2009-10	Fresno State	495

ASSIST AVERAGE

Year	School	Avg
1990-91	Creighton	20.8
1991-92	Wyoming	20.0
1992-93	Utah	16.8
1993-94	San Diego State	16.5
1994-95	Utah	17.0
1995-96	Colorado State	15.9
1996-97	Utah	16.5
1997-98	Colorado State	17.7
1998-99	Brigham Young	17.4
1999-00	Fresno State	17.4
2000-01	Nevada	17.6
2001-02	Louisiana Tech	15.6
2002-03	Louisiana Tech	15.7
2003-04	Louisiana Tech	15.9
2004-05	Tulsa	16.1
2005-06	Fresno State	15.3
2006-07	Hawai'i	14.1
2007-08	Fresno State	15.5
2008-09	Fresno State	14.2
2009-10	Fresno State	15.6

TOTAL STEALS

Year	School	Stl
1990-91	Creighton	350
1991-92	Creighton	395
1992-93	Brigham Young	351
1993-94	San Diego State	404
1994-95	San Diego State	485
1995-96	San Diego State	378
1996-97	San Diego State	410
1997-98	New Mexico	434
1998-99	Colorado State	386
1999-00	SMU	393
2000-01	TCU	308
2001-02	Louisiana Tech	321
2002-03	Louisiana Tech	366
2003-04	Louisiana Tech	450
2004-05	Fresno State	335
2005-06	Louisiana Tech	327
2006-07	Nevada	385
2007-08	Nevada	383
2008-09	Nevada	325
2009-10	Fresno State	347

TOTAL BLOCKS

Year	School	Blk
1990-91	Creighton	89
1991-92	Brigham Young	116
1992-93	Brigham Young	147
1993-94	Brigham Young	124
1994-95	San Diego State	159
1995-96	Utah	82
1996-97	Hawai'i	121
1997-98	Hawai'i	108
1998-99	Utah	124

1999-00	Rice	110
2000-01	Hawai'i	149
2001-02	Rice	158
2002-03	Tulsa	167
2003-04	Rice	224
2004-05	Rice	185
2005-06	Hawai'i	141
2006-07	Hawai'i	134
2007-08	New Mexico State	131
2008-09	Louisiana Tech	153
2009-10	Utah State	144

REBOUND MARGIN

Year	School	Own	Opp	Mar
1990-91	Utah	38.6	31.8	6.8
1991-92	San Diego State	41.8	32.7	9.2
1992-93	UTEP	43.0	36.3	6.6
1993-94	San Diego State	39.8	32.8	7.0
1994-95	Utah	39.9	34.9	5.0
1995-96	UTEP	42.7	36.7	6.0
1996-97	Wyoming	43.8	37.0	6.8
1997-98	New Mexico	39.0	34.5	4.5
1998-99	Utah	39.3	33.7	5.6
1999-00	SMU	41.8	36.2	5.6
2000-01	Hawai'i	41.3	36.2	5.1
2001-02	Louisiana Tech	48.6	35.2	13.4
2002-03	Louisiana Tech	45.2	35.5	9.7
2003-04	Louisiana Tech	44.5	36.3	8.1
2004-05	Rice	42.7	36.9	5.8
2005-06	Fresno State	39.1	33.4	5.7
2006-07	Hawai'i	41.7	36.1	5.6
2007-08	Fresno State	41.5	35.8	5.7
2008-09	Fresno State	41.7	36.8	4.8
2009-10	Louisiana Tech	44.3	38.4	5.9

SCORING MARGIN

Year	School	Own	Opp	Mar
1990-91	Utah	75.3	63.6	11.6
1991-92	Creighton	80.7	63.8	16.9
1992-93	Brigham Young	72.2	62.9	9.3
1993-94	San Diego State	72.4	56.8	15.6
1994-95	San Diego State	69.4	55.5	13.9
1995-96	Utah	70.7	60.4	10.3
1996-97	San Diego State	67.5	52.0	15.6
1997-98	Hawai'i	79.6	62.7	16.9
1998-99	Colorado State	79.3	64.1	15.1
1999-00	SMU	72.1	61.4	10.7
2000-01	Hawai'i	69.2	59.1	10.0
2001-02	Louisiana Tech	76.3	53.5	22.8
2002-03	Louisiana Tech	78.4	57.6	20.9
2003-04	Louisiana Tech	82.5	59.3	23.2
2004-05	Louisiana Tech	73.1	66.4	6.7
2005-06	Louisiana Tech	72.9	60.7	12.2
2006-07	Boise State	68.9	61.0	8.0
2007-08	Boise State	72.8	65.8	7.0
2008-09	Fresno State	68.2	60.1	8.1
2009-10	Fresno State	72.9	60.8	12.1

TURNOVER MARGIN

Year	School	Own	Opp	Mar
1990-91	Utah	18.1	21.3	3.2
1991-92	Creighton	18.7	22.8	4.1
1992-93	Brigham Young	18.4	22.2	3.8
1993-94	San Diego State	17.2	22.4	5.1
1994-95	San Diego State	18.6	23.0	4.4
1995-96	Fresno State	18.1	21.0	2.9
1996-97	San Diego State	19.0	26.6	7.5
1997-98	Rice	16.2	23.4	7.2
1998-99	Rice	16.5	24.2	7.7
1999-00	Rice	17.2	21.4	4.3
2000-01	Rice	16.6	18.8	2.2
2001-02	Louisiana Tech	15.9	20.0	4.1
2002-03	Louisiana Tech	15.4	20.8	5.4
2003-04	Louisiana Tech	17.1	24.0	7.0
2004-05	SMU	14.7	18.3	3.6
2005-06	Louisiana Tech	17.0	20.5	3.5
2006-07	Nevada	19.1	23.5	4.4
2007-08	Nevada	18.2	24.1	5.9
2008-09	Louisiana Tech	16.7	18.8	2.0
2009-10	Fresno State	15.7	19.6	3.9

YEARLY TEAM LEADERS - WAC

SCORING OFFENSE

Year	School	Avg
1990-91	Creighton	83.7
1991-92	Creighton	81.6
1992-93	Brigham Young	73.0
1993-94	San Diego State	74.6
1994-95	San Diego State	74.6
1995-96	Colorado State	74.6
1996-97	SMU	79.7
1997-98	Colorado State	80.1
1998-99	Colorado State	82.6
1999-00	Rice	72.4
2000-01	TCU	71.2
2001-02	Louisiana Tech	80.1
2002-03	Louisiana Tech	80.3
2003-04	Louisiana Tech	83.4
2004-05	Louisiana Tech	75.9
2005-06	Louisiana Tech	73.2
2006-07	Boise State	70.4
2007-08	Boise State	74.6
2008-09	Louisiana Tech	69.6
2009-10	Fresno State	76.4

SCORING DEFENSE

Year	School	Avg
1990-91	Utah	61.4
1991-92	Utah	62.8
1992-93	Utah	58.6
1993-94	San Diego State	53.0
1994-95	San Diego State	52.3
1995-96	Utah	58.0
1996-97	San Diego State	48.4
1997-98	Utah	56.7
1998-99	Utah	48.5
1999-00	SMU	55.7
2000-01	Hawai'i	56.4
2001-02	Louisiana Tech	50.5
2002-03	Hawai'i	56.6
2003-04	UTEP	56.5
2004-05	SMU	61.6
2005-06	Louisiana Tech	56.2
2006-07	Louisiana Tech	59.0
2007-08	Fresno State	59.4
2008-09	Fresno State	56.3
2009-10	Fresno State	58.0

TOTAL FIELD GOALS

1992-93	Brigham Young	370
1993-94	San Diego State	405
1994-95	San Diego State	407
1995-96	Colorado State	386
1996-97	SMU	477
1997-98	Hawai'i	402
1998-99	Colorado State	412
1999-00	Rice	396
2000-01	Nevada	412
2001-02	Louisiana Tech	558
2002-03	Louisiana Tech	546
2003-04	Louisiana Tech	568
2004-05	Louisiana Tech	475
2005-06	Fresno State	401
2006-07	Louisiana Tech	412
2007-08	Fresno State	438
2008-09	Louisiana Tech	425
2009-10	Fresno State	432

FIELD GOAL ATTEMPTS

Year	School	FGA
1990-91	San Diego State	797
1991-92	Colorado State	922
1992-93	Fresno State	868
1993-94	Brigham Young	893
1994-95	San Diego State	849
1995-96	Colorado State	866
1996-97	SMU	1101
1997-98	New Mexico	880
1998-99	SMU	894
1999-00	SMU	925
2000-01	San Jose State	1028
2001-02	Louisiana Tech	1247

2002-03	SMU	1195
2003-04	Louisiana Tech	1210
2004-05	Louisiana Tech	1158
2005-06	Boise State	973
2006-07	Louisiana Tech	1027
2007-08	Boise State	1011
2008-09	Louisiana Tech	1026
2009-10	Louisiana Tech	1015

FIELD GOAL PERCENTAGE

Year	School	Pct
1990-91	Creighton	52.3
1991-92	Creighton	53.2
1992-93	Wyoming	46.7
1993-94	San Diego State	46.6
1994-95	San Diego State	47.9
1995-96	Utah	44.9
1996-97	San Diego State	46.9
1997-98	Hawai'i	52.1
1998-99	Colorado State	47.5
1999-00	Rice	47.9
2000-01	Nevada	42.6
2001-02	Louisiana Tech	44.7
2002-03	Louisiana Tech	45.8
2003-04	Louisiana Tech	46.9
2004-05	Tulsa	44.3
2005-06	Fresno State	44.5
2006-07	Fresno State	42.3
2007-08	Fresno State	43.8
2008-09	Louisiana Tech	41.4
2009-10	Fresno State	44.4

FIELD GOAL PERCENTAGE DEFENSE

Year	School	Pct
1990-91	Creighton	39.6
1991-92	Utah	40.0
1992-93	UTEP	38.5
1993-94	Utah	35.9
1994-95	San Diego State	36.3
1995-96	Utah	34.7
1996-97	Hawai'i	35.2
1997-98	SMU	37.2
1998-99	Utah	33.9
1999-00	SMU	37.3
2000-01	Hawai'i	34.0
2001-02	Louisiana Tech	31.1
2002-03	Louisiana Tech	35.6
2003-04	Rice	34.8
2004-05	San Jose State	36.1
2005-06	Louisiana Tech	34.2
2006-07	Louisiana Tech	35.8
2007-08	New Mexico State	36.4
2008-09	Idaho	37.1
2009-10	Louisiana Tech	37.7

THREE-POINT FIELD GOALS

Year	School	FG
1990-91	Colorado State	65
1991-92	Colorado State	78
1992-93	Brigham Young	72
1993-94	Fresno State	90
1994-95	New Mexico	75
1995-96	New Mexico	83
1996-97	Colorado State	83
1996-97	Tulsa	98
1997-98	Colorado State	103
1998-99	Colorado State	123
1999-00	San Jose State	76
2000-01	TCU	118
2001-02	UTEP	123
2002-03	Tulsa	105
2003-04	SMU	137
2004-05	SMU	102
2005-06	Boise State	96
2006-07	Boise State	83
2006-07	Idaho	97
2007-08	Fresno State	140
2008-09	Fresno State	155
2009-10	Fresno State	134

THREE-POINT FIELD GOAL ATTEMPTS

Year	School	FGA
1990-91	Colorado State	199
1991-92	Colorado State	266
1992-93	New Mexico	204
1993-94	Fresno State	237
1994-95	New Mexico	220
1995-96	New Mexico	245
1996-97	Tulsa	281
1997-98	New Mexico	298
1998-99	Colorado State	322
1999-00	San Jose State	256
2000-01	TCU	328
2001-02	UTEP	391
2002-03	SMU	341
2003-04	SMU	413
2004-05	Boise State	341
2005-06	New Mexico State	280
2006-07	Idaho	320
2007-08	Fresno State	403
2008-09	Fresno State	434
2009-10	Fresno State	371

THREE-POINT FIELD GOAL PERCENTAGE

Year	School	FGM	FGA	Pct
1990-91	Wyoming	45	92	48.9
1991-92	Creighton	73	159	45.9
1992-93	Fresno State	46	104	44.2
1993-94	Fresno State	90	237	38.0
1994-95	Utah	73	200	36.5
1995-96	Colorado State	83	211	39.3
1996-97	TCU	86	217	39.6
1997-98	Utah	98	260	37.7
1998-99	Colorado State	123	322	38.2
1999-00	Rice	85	296	40.0
2000-01	SMU	100	277	36.1
2001-02	Hawai'i	97	1046	38.5
2002-03	Louisiana Tech	55	151	36.4
2003-04	Rice	87	237	36.7
2004-05	Louisiana Tech	84	235	35.7
2005-06	Boise State	96	276	34.8
2006-07	Boise State	83	254	32.7
2007-08	Hawai'i	82	204	40.2
2008-09	Fresno State	155	434	35.7
2009-10	Fresno State	134	371	36.1

TOTAL FREE THROWS

Year	School	FT
1990-91	Utah	181
1991-92	Brigham Young	244
1992-93	Brigham Young	210
1993-94	Utah	204
1994-95	Utah	213
1995-96	New Mexico	222
1996-97	TCU	294
1997-98	Hawai'i	263
1998-99	New Mexico	229
1999-00	Hawai'i	232
2000-01	Hawai'i	278
2001-02	Rice	291
2002-03	Louisiana Tech	299
2003-04	Louisiana Tech	314
2004-05	Louisiana Tech	332
2005-06	Louisiana Tech	265
2006-07	Nevada	267
2007-08	Nevada	254
2008-09	Nevada	225
2009-10	Louisiana Tech	258

FREE THROW ATTEMPTS

Year	School	FTA
1990-91	San Diego State	260
1991-92	Brigham Young	348
1992-93	UTEP	328
1993-94	San Diego State	303
1994-95	San Diego State	313
1995-96	New Mexico	346
1996-97	TCU	420
1997-98	UTEP	348
1998-99	Air Force	325

YEARLY TEAM LEADERS - WAC

1999-00	Hawai'i	316
2000-01	UTEP	362
2001-02	Rice	435
2002-03	Louisiana Tech	435
2003-04	San Jose State	428
2004-05	Louisiana Tech	471
2005-06	Louisiana Tech	383
2006-07	Nevada	363
2007-08	Nevada	361
2008-09	Nevada	349
2009-10	Louisiana Tech	381

FREE THROW PERCENTAGE

Year	School	Pct
1990-91	Brigham Young	75.0
1991-92	Creighton	73.4
1992-93	Brigham Young	73.2
1993-94	Wyoming	75.3
1994-95	Wyoming	76.0
1995-96	Colorado State	72.4
1996-97	TCU	71.2
1997-98	Hawai'i	76.9
1998-99	UTEP	75.6
1999-00	SMU	74.9
2000-01	Hawai'i	77.2
2001-02	Tulsa	77.1
2002-03	Tulsa	77.0
2003-04	Nevada	74.8
2004-05	UTEP	70.6
2005-06	Idaho	73.5
2006-07	Nevada	73.6
2007-08	Boise State	70.9
2008-09	New Mexico State	71.7
2009-10	Fresno State	69.2

TOTAL REBOUNDS

Year	School	Reb
1990-91	San Diego State	506
1991-92	San Diego State	567
1992-93	Colorado State	598
1993-94	Brigham Young	586
1994-95	Utah	578
1995-96	New Mexico	590
1996-97	Colorado State	695
1997-98	SMU	590
1998-99	SMU	532
1999-00	SMU	584
2000-01	Hawai'i	660
2001-02	Louisiana Tech	925
2002-03	Louisiana Tech	842
2003-04	Fresno State	801
2004-05	Louisiana Tech	753
2005-06	Hawai'i	694
2006-07	Louisiana Tech	744
2007-08	Hawai'i	691
2008-09	Louisiana Tech	688
2009-10	Louisiana Tech	734

REBOUND AVERAGE

Year	School	Avg
1990-91	Colorado State	46.4
1991-92	San Diego State	41.1
1992-93	Colorado State	42.7
1993-94	Brigham Young	41.9
1994-95	Utah	41.3
1995-96	New Mexico	42.1
1996-97	Colorado State	43.4
1997-98	SMU	42.1
1998-99	SMU	38.0
1999-00	SMU	41.7
2000-01	Hawai'i	41.2
2001-02	Louisiana Tech	51.4
2002-03	Louisiana Tech	46.8
2003-04	Fresno State	44.5
2004-05	Rice	41.2
2005-06	Hawai'i	43.4
2006-07	Louisiana Tech	46.5
2007-08	Hawai'i	43.1
2008-09	Louisiana Tech	43.0
2009-10	Louisiana Tech	45.9

TOTAL ASSISTS

Year	School	Ast
1990-91	Creighton	266
1991-92	Utah	288
1992-93	Utah	260
1993-94	San Diego State	233
1994-95	San Diego State	254
1995-96	Colorado State	229
1996-97	Utah	287
1997-98	Colorado State	249
1998-99	Brigham Young	264
1999-00	Rice	250
2000-01	Nevada	294
2001-02	Louisiana Tech	311
2002-03	SMU	275
2003-04	Louisiana Tech	295
2004-05	Tulsa	294
2005-06	Fresno State	252
2006-07	Hawai'i	230
2007-08	Fresno State	261
2008-09	Fresno State	236
2009-10	Fresno State	239

ASSIST AVERAGE

Year	School	Avg
1990-91	Creighton	22.2
1991-92	Utah	20.6
1992-93	Utah	18.6
1993-94	San Diego State	16.6
1994-95	San Diego State	18.1
1995-96	Colorado State	16.4
1996-97	Utah	17.9
1997-98	Colorado State	17.8
1998-99	Brigham Young	23.5
1999-00	Rice	17.9
2000-01	Nevada	18.4
2001-02	Louisiana Tech	17.3
2002-03	SMU	15.3
2003-04	Louisiana Tech	16.4
2004-05	Tulsa	16.3
2005-06	Fresno State	15.8
2006-07	Hawai'i	14.4
2007-08	Fresno State	16.3
2008-09	Fresno State	14.8
2009-10	Fresno State	14.9

TOTAL STEALS

Year	School	Stl
1990-91	Creighton	130
1991-92	Brigham Young	180
1992-93	Brigham Young	169
1993-94	San Diego State	198
1994-95	San Diego State	197
1995-96	San Diego State	169
1996-97	San Diego State	280
1997-98	New Mexico	195
1998-99	San Diego State	186
1999-00	SMU	181
2000-01	San Jose State	174
2001-02	Louisiana Tech	197
2002-03	Louisiana Tech	178
2003-04	Louisiana Tech	254
2004-05	Fresno State	200
2005-06	Nevada	195
2006-07	Nevada	185
2007-08	Nevada	196
2008-09	Nevada	165
2009-10	Fresno State	188

TOTAL BLOCKS

Year	School	Blk
1990-91	Utah	40
1991-92	Brigham Young	58
1992-93	Brigham Young	78
1993-94	Brigham Young	69
1994-95	San Diego State	67
1995-96	Utah	42
1996-97	Hawai'i	63
1997-98	SMU	59
1998-99	Utah	62

1999-00	Rice	67
2000-01	TCU	70
2001-02	Louisiana Tech	88
2002-03	Tulsa	97
	Hawai'i	97
2003-04	Rice	130
2004-05	Hawai'i	104
2005-06	Hawai'i	81
2006-07	Hawai'i	72
2007-08	Hawai'i	70
2008-09	New Mexico State	79
2009-10	Utah State	80

REBOUND MARGIN

Year	School	Own	Opp	Mar
1990-91	Utah	41.3	31.0	10.3
1991-92	San Diego State	41.1	30.6	10.4
1992-93	Utah	40.5	33.6	6.9
1993-94	San Diego State	39.5	33.9	5.6
1994-95	Utah	41.3	34.6	6.7
1995-96	San Diego State	37.1	32.1	4.9
1996-97	Utah	43.2	35.8	7.4
1997-98	Hawai'i	38.5	32.8	5.7
1998-99	Utah	40.6	33.1	7.6
1999-00	Hawai'i	38.2	30.0	8.2
2000-01	TCU	41.1	35.1	5.9
2001-02	Louisiana Tech	51.4	33.1	18.3
2002-03	Louisiana Tech	46.8	33.5	13.3
2003-04	Louisiana Tech	44.0	35.9	8.1
2004-05	Rice	41.2	35.6	5.6
2005-06	Louisiana Tech	42.6	34.3	8.2
2006-07	Louisiana Tech	46.5	36.8	9.8
2007-08	Fresno State	41.6	33.9	7.7
2008-09	Nevada	41.3	33.2	8.1
2009-10	Louisiana Tech	45.9	38.6	7.2

SCORING MARGIN

Year	School	Own	Opp	Mar
1990-91	Creighton	83.7	69.7	14.0
1991-92	Creighton	81.6	63.2	18.4
1992-93	Utah	68.5	58.6	9.9
1993-94	San Diego State	74.6	53.0	21.6
1994-95	San Diego State	74.6	52.3	22.3
1995-96	Colorado State	74.6	61.9	12.6
1996-97	San Diego State	71.4	48.4	23.0
1997-98	Hawai'i	79.8	60.5	19.3
1998-99	Colorado State	82.6	58.6	24.0
1999-00	SMU	71.9	55.7	16.2
2000-01	Hawai'i	67.8	56.4	11.3
2001-02	Louisiana Tech	80.1	50.5	29.6
2002-03	Louisiana Tech	80.3	57.7	22.7
2003-04	Louisiana Tech	83.4	58.9	24.5
2004-05	Louisiana Tech	75.9	63.7	12.2
2005-06	Louisiana Tech	73.2	56.2	17.1
2006-07	Boise State	70.4	59.6	10.8
2007-08	Fresno State	72.9	59.4	13.5
2008-09	Fresno State	67.2	56.3	10.9
2009-10	Fresno State	76.4	58.0	18.4

TURNOVER MARGIN

Year	School	Own	Opp	Mar
1990-91	UTEP	16.0	20.5	4.5
1991-92	Creighton	18.0	22.8	4.8
1992-93	San Diego State	15.2	19.7	4.5
1993-94	San Diego State	14.9	23.4	8.5
1994-95	San Diego State	15.1	23.7	8.6
1995-96	San Diego State	18.9	22.7	3.8
1996-97	San Diego State	18.4	27.0	8.6
1997-98	Rice	15.8	22.7	6.9
1998-99	Rice	14.3	23.6	9.4
1999-00	Rice	14.2	21.4	7.2
2000-01	SMU	15.8	18.8	3.0
2001-02	Louisiana Tech	16.7	20.8	4.2
2002-03	Louisiana Tech	14.5	19.1	4.6
2003-04	Louisiana Tech	16.9	24.9	8.1
2004-05	Louisiana Tech	14.6	19.5	4.9
2005-06	Louisiana Tech	15.3	19.8	4.6
2006-07	Boise State	16.1	20.2	4.1
2007-08	Nevada	16.9	22.9	6.0
2008-09	Louisiana Tech	15.7	18.9	3.3
2009-10	Fresno State	15.8	21.1	5.4

YEARLY INDIVIDUAL LEADERS - ALL

TOTAL POINTS

Year	Name, School	Tot
1990-91	Kieishsha Garnes, San Diego State	661
1991-92	Kieishsha Garnes, San Diego State	574
1992-93	Mikki Kane-Barton, Utah	587
1993-94	Teresa James, Colorado State	581
1994-95	Amy Burnett, Wyoming	614
1995-96	Becky Hammon, Colorado State	594
1996-97	Becky Hammon, Colorado State	618
1997-98	Becky Hammon, Colorado State	704
1998-99	Becky Hammon, Colorado State	824
1999-00	Raylene Howard, Hawai'i	495
2000-01	Crystal Lee, Hawai'i	544
2001-02	Cricket Williams, San Jose State	485
2002-03	Allison Curtin, Tulsa	692
2003-04	Amisha Carter, Louisiana Tech	542
2004-05	Jillian Robbins, Tulsa	550
2005-06	Leilani Mitchell, Idaho	510
2006-07	Katie Madison, Idaho	534
2007-08	Tasha Harris, Boise State	529
2008-09	Shanavia Dowdell, Louisiana Tech	531
2009-10	Jaleesa Ross, Fresno State	592

SCORING AVERAGE

Year	Name, School	Avg
1990-91	Kieishsha Garnes, San Diego State	23.6
1991-92	Kieishsha Garnes, San Diego State	20.5
1992-93	Mikki Kane-Barton, Utah	20.2
1993-94	Amy Burnett, Wyoming	21.0
1994-95	Amy Burnett, Wyoming	22.7
1995-96	Becky Hammon, Colorado State	19.2
1996-97	Becky Hammon, Colorado State	22.1
1997-98	Becky Hammon, Colorado State	23.5
1998-99	Linda Froehlich, UNLV	23.5
1999-00	Raylene Howard, Hawai'i	17.1
2000-01	Amy Pack, UTEP	19.1
2001-02	Cricket Williams, San Jose State	18.0
2002-03	Allison Curtin, Tulsa	23.1
2003-04	Amisha Carter, Louisiana Tech	16.9
2004-05	Jillian Robbins, Tulsa	18.3
2005-06	Amber Jackson, San Jose State	17.6
2006-07	Katie Madison, Idaho	19.1
2007-08	Tasha Harris, Boise State	16.5
2008-09	Shanavia Dowdell, Louisiana Tech	16.1
2009-10	Shanavia Dowdell, Louisiana Tech	18.0

TOTAL FIELD GOALS

Year	Name, School	FG
1990-91	Kieishsha Garnes, San Diego State	271
1991-92	Kieishsha Garnes, San Diego State	249
1992-93	Mikki Kane-Barton, Utah	224
1993-94	Teresa James, Colorado State	219
1994-95	Amy Burnett, Wyoming	195

1995-96	Becky Hammon, Colorado State	200
1996-97	Becky Hammon, Colorado State	219
1997-98	Becky Hammon, Colorado State	238
1998-99	Becky Hammon, Colorado State	261
1999-00	Karlin Kennedy, SMU	186
2000-01	Kate Smith, Nevada	192
2001-02	Ayana Walker, Louisiana Tech	162
2002-03	Allison Curtin, Tulsa	231
2003-04	Trina Frierson, Louisiana Tech	215
2004-05	Jillian Robbins, Tulsa	199
2005-06	Amber Jackson, San Jose State	191
2006-07	Sherell Neal, New Mexico State	191
2007-08	Tierre Wilson, Fresno State	203
2008-09	Shanavia Dowdell, Louisiana Tech	218
2009-10	Shanavia Dowdell, Louisiana Tech	235

FIELD GOAL ATTEMPTS

Year	Name, School	FGA
1990-91	Holly Russ, UTEP	564
1991-92	Holly Russ, UTEP	488
1992-93	Falisha Wright, San Diego State	470
1993-94	Teresa James, Colorado State	488
1994-95	Teresa James, Colorado State	413
1995-96	Teresa James, Colorado State	442
1996-97	Becky Hammon, Colorado State	473
1997-98	Becky Hammon, Colorado State	468
1998-99	Linda Froehlich, UNLV	543
1999-00	Marla Brumfield, Rice	424
2000-01	Atari Parker, San Jose State	465
2001-02	A'Giza Elea, San Jose State	346
2002-03	Allison Curtin, Tulsa	516
2003-04	Trina Frierson, Louisiana Tech	423
2004-05	Tasha Williams, Louisiana Tech	369
2005-06	Emily Faurholt, Idaho	412
2006-07	Sherell Neal, New Mexico State	431
2007-08	Tierre Wilson, Fresno State	438
2008-09	Adrienne Johnson, Louisiana Tech	454
2009-10	Jaleesa Ross, Fresno State	450

FIELD GOAL PERCENTAGE

Year	Name, School	Pct
1990-91	Shannon Struby, Creighton	58.1
1991-92	Michelle Suman, San Diego State	66.7
1992-93	Amy Burnett, Wyoming	56.4
1993-94	Michelle Suman, San Diego State	65.0
1994-95	Michelle Suman, San Diego State	59.1
1995-96	Amber McEwen, Utah	54.6
1996-97	Karlin Kennedy, SMU	54.7
1997-98	Kylie Page, Hawai'i	58.5
1998-99	Raylene Howard, Hawai'i	57.7
1999-00	Lila Osceola, Tulsa	54.1
2000-01	Omelogo Udeze, Fresno State	53.3
2001-02	Becky Heidotten, Tulsa	64.0
2002-03	Trina Frierson, Louisiana Tech	52.9
2003-04	Emily Jaskowiak, Tulsa	53.4
2004-05	Amber Jackson, San Jose State	65.9
2005-06	Amber Jackson, San Jose State	58.1
2006-07	Katie Madison, Idaho	49.6
2007-08	Shavon Moore, Nevada	56.3
2008-09	Shanavia Dowdell, Louisiana Tech	53.3
2009-10	Janie Bos, Boise State	53.0

THREE-POINT FIELD GOALS

Year	Name, School	FG
1990-91	Kathy Halligan, Creighton	80
1991-92	Kathy Halligan, Creighton	72
1992-93	Behka Stafford, Brigham Young	53
1993-94	Staci Oddo, Fresno State	67
1994-95	Julie Krommenhoek, Utah	76
1995-96	Becky Hammon, Colorado State	88
1997-98	Julie Krommenhoek, Utah	103
1997-98	Julie Krommenhoek, Utah	98
1998-99	Becky Hammon, Colorado State	114
1999-00	Jenny Cafferty, Rice	74
2000-01	Athena Pirpich, Tulsa	77
2001-02	Kimya Murray, UTEP	80
2002-03	Ashley Bastian, Nevada	96

2003-04	Kara Pongonis, Tulsa	67
2004-05	Jessica Kellogg, San Jose State	65
2005-06	Aarica Ray-Boyd, Louisiana Tech	86
2006-07	Traci Graham, Nevada	60
2007-08	Jaleesa Ross, Fresno State	89
2008-09	Jaleesa Ross, Fresno State	95
2009-10	Jaleesa Ross, Fresno State	103

THREE-POINT FIELD GOAL ATTEMPTS


Year	Name, School	FGA
1990-91	Carmelia Bloodsaw, San Diego State	211
1991-92	Debbie Carson, Colorado State	137
1992-93	Christy Romero, New Mexico	146
1993-94	Staci Oddo, Fresno State	161
1994-95	Amy Billhmyer, UTEP	163
1995-96	Julie Krommenhoek, Utah	216
1996-97	Julie Krommenhoek, Utah	233
1997-98	Julie Krommenhoek, Utah	231
1998-99	Becky Hammon, Colorado State	274
1999-00	Lindsay Logan, Fresno State	179
2000-01	Athena Pirpich, Tulsa	225
2001-02	Andrea Cossey, SMU	206
	Kimya Murray, UTEP	206
2002-03	Ashley Bastian, Nevada	227
2003-04	Kara Pongonis, Tulsa	174
2004-05	Jessica Kellogg, San Jose State	196
2005-06	Aarica Ray-Boyd, Louisiana Tech	232
2006-07	Traci Graham, Nevada	191
2007-08	Jaleesa Ross, Fresno State	211
2008-09	Jaleesa Ross, Fresno State	231
2009-10	Jaleesa Ross, Fresno State	253

THREE-POINT FIELD GOAL PERCENTAGE

Year	Name, School	Pct
1990-91	Krista Treide, Wyoming	50.9
1991-92	Kathy Halligan, Creighton	55.4
1992-93	Staci Oddo, Fresno State	56.4
1993-94	Falisha Wright, San Diego State	41.9
1994-95	Julie Krommenhoek, Utah	47.5
1995-96	Becky Hammon, Colorado State	42.7
1996-97	Julie Krommenhoek, Utah	44.2
1997-98	Kylie Page, Hawai'i	48.5
1998-99	Becky Hammon, Colorado State	41.6
1999-00	Jenny Cafferty, Rice	44.6
2000-01	Jill Sutton, TCU	43.6
2001-02	Karena Greeny, Hawai'i	42.5
2002-03	Aarica Ray, Louisiana Tech	44.7
2003-04	Jodi Nakashima, Boise State	41.5
2004-05	Blaine Cassidy, Boise State	38.9
2005-06	Nadia Begay, Boise State	39.1
2006-07	Shan Moore, Louisiana Tech	40.5
2007-08	Jaleesa Ross, Fresno State	42.2
2008-09	Jaleesa Ross, Fresno State	41.1
2009-10	Trisha Jo Goddard, Utah State	43.9

TOTAL FREE THROWS

Year	Name, School	FT
1990-91	Lisa Rathbun, Brigham Young	155
1991-92	Mikki Kane, Utah	143
1992-93	Amy Burnett, Wyoming	133
1993-94	Amy Burnett, Wyoming	197
1994-95	Amy Burnett, Wyoming	194
1995-96	Abby Garчек, New Mexico	136
1996-97	Emma Wilson, TCU	145
1997-98	Becky Hammon, Colorado State	148
	Nani Cockett, Hawai'i	148
1998-99	Becky Hammon, Colorado State	188
1999-00	Amy Pack, UTEP	146
2000-01	Amy Pack, UTEP	180
2001-02	Leela Farr, Tulsa	155
2002-03	Allison Curtin, Tulsa	174
2003-04	Amisha Carter, Louisiana Tech	152
2004-05	Tasha Williams, Louisiana Tech	166
2005-06	Tasha Williams, Louisiana Tech	164
2006-07	Katie Madison, Idaho	160
2007-08	Dellena Criner, Nevada	160
2008-09	Dellena Criner, Nevada	161
2009-10	Tasha Harris, Boise State	136



Tasha Harris of Boise State led the WAC in scoring (529) and scoring average (16.5) in 2007-08.

YEARLY INDIVIDUAL LEADERS - ALL

FREE THROW ATTEMPTS

Year	Name, School	FTA
1990-91	Holly Russ, UTEP	212
1991-92	Mikki Kane, Utah	204
1992-93	Mikki Kane-Barton, Utah	166
1993-94	Amy Burnett, Wyoming	232
1994-95	Amy Burnett, Wyoming	229
1995-96	Abby Garchek, New Mexico	179
1996-97	Lila Osceola, Tulsa	205
1997-98	Nani Cockett, Hawai'i	193
1998-99	Becky Hammon, Colorado State	218
1999-00	Amy Pack, UTEP	186
2000-01	Amy Pack, UTEP	250
2001-02	Leela Farr, Tulsa	196
2002-03	Allison Curtin, Tulsa	207
2003-04	Amisha Carter, Louisiana Tech	231
2004-05	Tasha Williams, Louisiana Tech	207
2005-06	Tasha Williams, Louisiana Tech	207
2006-07	Katie Madison, Idaho	224
2007-08	Dellena Criner, Nevada	207
2008-09	Dellena Criner, Nevada	197
2009-10	Adrienne Johnson, Louisiana Tech	175

FREE THROW PERCENTAGE

Year	Name, School	Pct
1990-91	Karen Alcorn, Utah	82.6
1991-92	Lisa Rathbun, Brigham Young	80.5
1992-93	Amy Burnett, Wyoming	84.2
1993-94	Amy Burnett, Wyoming	84.9
1994-95	Julie Krommenhoek, Utah	87.6
1995-96	Julie Krommenhoek, Utah	88.2
1996-97	Kim Brandl, SMU	88.9
1997-98	Becky Hammon, Colorado State	88.6
1998-99	Amy Sutton, TCU	87.6
1999-00	D-dra Rucker, SMU	88.5
2000-01	Tricia Payne, TCU	84.6
2001-02	Janka Gabrielova, Hawai'i	80.6
2002-03	Allison Curtin, Tulsa	84.1
2003-04	April Atuaia, Hawai'i	86.4
2004-05	Tasha Williams, Louisiana Tech	80.2
2005-06	Chantella Perera, Fresno State	84.8
2006-07	Chantella Perera, Fresno State	82.6
2007-08	Natalie White, San Jose State	80.7
2008-09	Keisha Kanekoa, Hawai'i	83.1
2009-10	Jasmine Bendolph, Louisiana Tech	86.5

TOTAL REBOUNDS

Year	Name, School	Reb
1990-91	Tanya Zachary, Utah	304
1991-92	Tanya Zachary, Utah	311
1992-93	Mikki Kane-Barton, Utah	255
1993-94	Amy Burnett, Wyoming	286
1994-95	Amy Burnett, Wyoming	257
1995-96	Amber McEwen, Utah	298
1996-97	Janee Young, Fresno State	287
1997-98	Karlin Kennedy, SMU	248
1998-99	Katie Cronin, Colorado State	259
1999-00	Karlin Kennedy, SMU	267
2000-01	Dainora Puida, Hawai'i	285
2001-02	Ayana Walker, Louisiana Tech	266
2002-03	Cheryl Ford, Louisiana Tech	438
2003-04	Amisha Carter, Louisiana Tech	344
2004-05	Lauren Neaves, Rice	301
2005-06	Ty Moore, Louisiana Tech	285
2006-07	Sherell Neal, New Mexico State	335
2007-08	Tanya Smith, Hawai'i	353
2008-09	Shanavia Dowdell, Louisiana Tech	326
2009-10	Shanavia Dowdell, Louisiana Tech	398

REBOUND AVERAGE

Year	Name, School	Avg
1990-91	Kieishsha Garies, San Diego State	10.5
1991-92	Tanya Zachary, Utah	10.4
1992-93	Mikki Kane-Barton, Utah	8.8
1993-94	Amy Burnett, Wyoming	10.6
1994-95	Amy Burnett, Wyoming	9.5
1995-96	Amber McEwen, Utah	10.3
1996-97	Janee Young, Fresno State	10.6

1997-98	Janee Young, Fresno State	8.8
1998-99	Tiffany Lewis, Fresno State	9.4
1999-00	Tiffany Lewis, Fresno State	9.1
2000-01	Omologo Udeze, Fresno State	9.7
2001-02	Ayana Walker, Louisiana Tech	9.2
2002-03	Cheryl Ford, Louisiana Tech	12.9
2003-04	Amisha Carter, Louisiana Tech	10.8
2004-05	Jillian Robbins, Tulsa	9.9
2005-06	Amber Jackson, San Jose State	9.8
2006-07	Sherell Neal, New Mexico State	10.8
2007-08	Tanya Smith, Hawai'i	11.8
2008-09	Yinka Olorunnife, Idaho	11.1
2009-10	Shanavia Dowdell, Louisiana Tech	12.4

TOTAL ASSISTS

Year	Name, School	Ast
1990-91	Michelle Miles, San Diego State	182
1991-92	Val Harrison, Wyoming	195
1992-93	Tomika Young, Brigham Young	183
1993-94	Falisha Wright, San Diego State	149
1994-95	Lakeysa Wright, San Diego State	165
1995-96	Richelle Cleverley, Utah	149
1996-97	Alli Bills, Utah	213
1997-98	Alli Bills, Utah	212
1998-99	Kristen Pool, UNLV	191
1999-00	Lindsay Logan, Fresno State	192
2000-01	Lindsay Logan, Fresno State	164
2001-02	Laura Ingham, Nevada	173
2002-03	Laura Ingham, Nevada	212
2003-04	Cricket Williams, San Jose State	185
2004-05	Erica McGlaston, San Jose State	185
2005-06	Leilani Mitchell, Idaho	162
2006-07	Charlotte Otero, Idaho	126
2007-08	Brittany Imaku, San Jose State	133
2008-09	Dellena Criner, Nevada	144
2009-10	Jasmine Bendolph, Louisiana Tech	123

ASSIST AVERAGE

Year	Name, School	Avg
1990-91	Michelle Miles, San Diego State	8.43
1991-92	Michelle Miles, San Diego State	7.03
1992-93	Tomika Young, Brigham Young	6.31
1993-94	Anna Knight, Wyoming	4.88
1994-95	Lakeysa Wright, San Diego State	5.50
1995-96	Richelle Cleverley, Utah	5.14
1996-97	Alli Bills, Utah	7.61
1997-98	Alli Bills, Utah	7.85
1998-99	Kristen Pool, UNLV	6.82
1999-00	Lindsay Logan, Fresno State	6.62
2000-01	Lindsay Logan, Fresno State	5.66
2001-02	Laura Ingham, Nevada	6.18
2002-03	Laura Ingham, Nevada	7.31
2003-04	Cricket Williams, San Jose State	6.61
2004-05	Erica McGlaston, San Jose State	6.17
2005-06	Leilani Mitchell, Idaho	5.59
2006-07	Charlotte Otero, Idaho	4.50
2007-08	Brittany Imaku, San Jose State	4.43
2008-09	Dellena Criner, Nevada	4.50
2009-10	Jasmine Bendolph, Louisiana Tech	3.84

TOTAL STEALS

Year	Name, School	Stl
1990-91	Melissa Sanford, Creighton	73
	Kathy Halligan, Creighton	73
1991-92	Tomika Young, Brigham Young	106
1992-93	Tomika Young, Brigham Young	103
1993-94	Falisha Wright, San Diego State	103
1994-95	Terri Pedregon, UTEP	95
1995-96	Tamika Stukes, New Mexico	95
1996-97	Jodi Nowlin-Tres, San Diego State	96
1997-98	Tamika Stukes, New Mexico	115
1998-99	Becky Hammon, Colorado State	98
1999-00	Kasie Pittman, Tulsa	94
2000-01	D-dra Rucker, SMU	82
2001-02	Cricket Williams, State	88
2002-03	Allison Curtin, Tulsa	96
2003-04	Erica Taylor, Louisiana Tech	101
2004-05	Jillian Robbins, Tulsa	74

2005-06	Leilani Mitchell, Idaho	115
2006-07	Dellena Criner, Nevada	87
2007-08	Jessica Thompson, Boise State	86
2008-09	Dellena Criner, Nevada	73
	Danyelle Snelgro, Utah State	73
2009-10	Alice Coddington, Utah State	75

STEAL AVERAGE

Year	Name, School	Avg
1990-91	Melissa Sanford, Creighton	2.52
1991-92	Tomika Young, Brigham Young	3.79
1992-93	Tomika Young, Brigham Young	3.55
1993-94	Falisha Wright, San Diego State	3.32
1994-95	Terri Pedregon, UTEP	3.39
1995-96	Jodi Nowlin, San Diego State	3.36
1996-97	Jodi Nowlin-Tres, San Diego State	3.43
1997-98	Tamika Stukes, New Mexico	3.48
1998-99	Linda Froehlich, UNLV	2.93
1999-00	Kasie Pittman, Tulsa	3.24
2000-01	D-dra Rucker, SMU	2.93
2001-02	Cricket Williams, San Jose State	3.26
2002-03	Allison Curtin, Tulsa	3.20
2003-04	Cricket Williams, San Jose State	3.36
2004-05	Jillian Robbins, Tulsa	2.47
2005-06	Leilani Mitchell, Idaho	3.97
2006-07	Dellena Criner, Nevada	2.72
2007-08	Jessica Thompson, Boise State	2.69
2008-09	Danyelle Snelgro, Utah State	2.35
2009-10	Alice Coddington, Utah State	2.50

TOTAL BLOCKS

Year	Name, School	Blk
1990-91	Melissa Sanford, Creighton	37
1991-92	Debbie Dimond, Brigham Young	48
1992-93	Debbie Dimond, Brigham Young	84
1993-94	Michelle Suman, San Diego State	68
1994-95	Michelle Suman, San Diego State	87
1995-96	Amber McEwen, Utah	38
1996-97	Nani Cockett, Hawai'i	48
1997-98	Kristi Rose, Utah	54
1998-99	Lauren Beckman, Utah	51
1999-00	Katie Remke, SMU	40
2000-01	Christen Roper, Hawai'i	96
2001-02	Alyssa Shriver, Tulsa	77
2002-03	Christen Roper, Hawai'i	110
2003-04	Lauren Neaves, Rice	84
2004-05	Jillian Robbins, Tulsa	75
2005-06	Brittany Grice, Hawai'i	64
2006-07	Sherell Neal, New Mexico State	44
2007-08	Tanya Smith, Hawai'i	52
2008-09	Niki Holt, New Mexico State	61
2009-10	Crystal Boyd, New Mexico State	51
	Adrienne Johnson, Louisiana Tech	51

BLOCK AVERAGE

Year	Name, School	Avg
1990-91	Melissa Sanford, Creighton	1.28
1991-92	Debbie Dimond, Brigham Young	1.66
1992-93	Debbie Dimond, Brigham Young	2.90
1993-94	Debbie Dimond, Brigham Young	2.39
1994-95	Michelle Suman, San Diego State	2.90
1995-96	Amber McEwen, Utah	1.31
1996-97	Nani Cockett, Hawai'i	1.66
1997-98	Kristi Rose, Utah	2.00
1998-99	Lauren Beckman, Utah	1.82
1999-00	Channon High, Fresno State	1.33
2000-01	Christen Roper, Hawai'i	2.82
2001-02	Alyssa Shriver, Tulsa	2.57
2002-03	Christen Roper, Hawai'i	3.67
2003-04	Lauren Neaves, Rice	2.62
2004-05	Alofa Toiaivao, Hawai'i	2.54
2005-06	Brittany Grice, Hawai'i	2.46
2006-07	Iwona Zagrobelna, Hawai'i	1.50
2007-08	Tanya Smith, Hawai'i	1.73
2008-09	Niki Holt, New Mexico State	2.18
2009-10	Nicole Johnson, Utah State	1.60

YEARLY INDIVIDUAL LEADERS - WAC

SCORING

Year	Name, School	Pts
1990-91	Kieishsha Garnes, San Diego State	304
1991-92	Kieishsha Garnes, San Diego State	279
1992-93	Mikki Kane-Barton, Utah	303
1993-94	Amy Burnett, Wyoming	295
1994-95	Amy Burnett, Wyoming	330
1995-96	Abby Garchek, New Mexico	274
1996-97	Becky Hammon, Colorado State	380
1997-98	Julie Krommenhoek, Utah	286
1998-99	Becky Hammon, Colorado State	373
1999-00	Amy Pack, UTEP	259
2000-01	Amy Pack, UTEP	319
2001-02	Cricknet Williams, San Jose State	333
2002-03	Allison Curtin, Tulsa	399
2003-04	Amisha Carter, Louisiana Tech	330
2004-05	Jillian Robbins, Tulsa	360
2005-06	Lamisha Augustine, San Jose State	286
2006-07	Katie Madison, Idaho	302
2007-08	JoKeira Sneed, Louisiana Tech	277
2008-09	Adrienne Johnson, Louisiana Tech	265
2009-10	Jaleesa Ross, Fresno State	292

SCORING AVERAGE

Year	Name, School	Avg
1990-91	Kieishsha Garnes, San Diego State	25.3
1991-92	Kieishsha Garnes, San Diego State	21.5
1992-93	Mikki Kane-Barton, Utah	21.6
1993-94	Amy Burnett, Wyoming	21.1
1994-95	Amy Burnett, Wyoming	23.6
1995-96	Abby Garchek, New Mexico	19.6
1996-97	Becky Hammon, Colorado State	23.8
1997-98	Julie Krommenhoek, Utah	20.4
1998-99	Becky Hammon, Colorado State	26.6
1999-00	Amy Pack, UTEP	18.5
2000-01	Amy Pack, UTEP	19.9
2001-02	Cricknet Williams, San Jose State	18.5
2002-03	Allison Curtin, Tulsa	22.2
2003-04	Amisha Carter, Louisiana Tech	18.3
2004-05	Jillian Robbins, Tulsa	20.0
2005-06	Lamisha Augustine, San Jose State	17.9
2006-07	Katie Madison, Idaho	18.9
2007-08	JoKeira Sneed, Louisiana Tech	18.5
2008-09	Adrienne Johnson, Louisiana Tech	16.6
2009-10	Jaleesa Ross, Fresno State	18.3

TOTAL FIELD GOALS

Year	Name, School	FG
1990-91	Kieishsha Garnes, San Diego State	124
1991-92	Kieishsha Garnes, San Diego State	118
1992-93	Mikki Kane-Barton, Utah	116
1993-94	Amy Burnett, Wyoming	94
1994-95	Amy Burnett, Wyoming	103
1995-96	Teresa James, Colorado State	94
1996-97	Becky Hammon, Colorado State	131
1997-98	Julie Krommenhoek, Utah	99
1998-99	Linda Froehlich, UNLV	125
1999-00	Amy Pack, UTEP	92
2000-01	Kate Smith, Nevada	113
2001-02	Kate Smith, Nevada	112
2002-03	Allison Curtin, Tulsa	130
2003-04	Trina Frierson, Louisiana Tech	131
2004-05	Jillian Robbins, Tulsa	125
2005-06	Lamisha Augustine, San Jose State	110
2006-07	Katie Madison, Idaho	109
2007-08	JoKeira Sneed, Louisiana Tech	98
2008-09	Adrienne Johnson, Louisiana Tech	104
	Shanavia Dowdell, Louisiana Tech	104
2009-10	Shanavia Dowdell, Louisiana Tech	118

FIELD GOAL ATTEMPTS

Year	Name, School	FGA
1990-91	Kieishsha Garnes, San Diego State	236
1991-92	Kim Talbot, Brigham Young	225
1992-93	Falisha Wright, San Diego State	252
1993-94	Teresa James, Colorado State	228
1994-95	Teresa James, Colorado State	212
1995-96	Abby Garchek, New Mexico	213

1996-97	Becky Hammon, Colorado State	278
1997-98	Julie Krommenhoek, Utah	220
1998-99	Linda Froehlich, UNLV	287
1999-00	Karlin Kennedy, SMU	159
2000-01	Amy Pack, UTEP	242
2001-02	A'Giza Elea, San Jose State	236
2002-03	Allison Curtin, Tulsa	304
2003-04	Trina Frierson, Louisiana Tech	244
2004-05	Jillian Robbins, Tulsa	228
	Tasha Williams, Louisiana Tech	228
2005-06	Lamisha Augustine, San Jose State	277
2006-07	Anikia Jawara, New Mexico State	254
2007-08	JoKeira Sneed, Louisiana Tech	277
2008-09	Adrienne Johnson, Louisiana Tech	204
2009-10	Shanavia Dowdell, Louisiana Tech	237

FIELD GOAL PERCENTAGE

Year	Name, School	Pct
1990-91	Amy Spencer, Creighton	63.0
1991-92	Michelle Suman, San Diego State	64.8
1992-93	Amy Burnett, Wyoming	63.9
1993-94	Amy Burnett, Wyoming	59.5
1994-95	Michelle Suman, San Diego State	60.6
1995-96	Amber McEwen, Utah	53.7
1996-97	Karlin Kennedy, SMU	54.2
1997-98	Raylene Howard, Hawai'i	62.5
1998-99	Karlin Kennedy, SMU	59.2
1999-00	Kenya Tuttle, Rice	55.9
	Raylene Howard, Hawai'i	55.9
2000-01	Katie Golomb, Nevada	54.7
2001-02	Becky Heidotten, Tulsa	67.9
2002-03	Trina Frierson, Louisiana Tech	53.7
2003-04	Amisha Carter, Louisiana Tech	55.2
2004-05	Amber Jackson, San Jose State	65.5
2005-06	Amber Jackson, San Jose State	53.4
2006-07	Tanya Smith, Hawai'i	57.1
2007-08	Erica Henry, Fresno State	62.6
2008-09	Shanavia Dowdell, Louisiana Tech	55.3
2009-10	Charlotte Otero, Idaho	54.3

THREE-POINT FIELD GOALS

Year	Name, School	FG
1990-91	Carmelia Bloodsaw, San Diego State	37
1991-92	Falisha Wright, San Diego State	38
1992-93	Thais Kidd, Brigham Young	29
1993-94	Staci Oddo, Fresno State	41
1994-95	Julie Krommenhoek, Utah	34
1995-96	Julie Krommenhoek, Utah	39
	Becky Hammon, Colorado State	39
1996-97	Julie Krommenhoek, Utah	53
1997-98	Julie Krommenhoek, Utah	54
1998-99	Becky Hammon, Colorado State	55
1999-00	Jenny Cafferty, Rice	44
2000-01	Athena Pirpich, Tulsa	47
2001-02	Kimya Murray, UTEP	56
2002-03	Ashley Bastian, Nevada	57
2003-04	Kara Pongonis, Tulsa	40
2004-05	Jessica Kellogg, San Jose State	45
2005-06	Nadi Begay, Boise State	41
2006-07	Traci Graham, Nevada	37
	Liz Witte, Idaho	37
2007-08	Jaleesa Ross, Fresno State	53
2008-09	Jaleesa Ross, Fresno State	42
2009-10	Jaleesa Ross, Fresno State	49

THREE-POINT FIELD GOAL ATTEMPTS

Year	Name, School	FGA
1990-91	Carmelia Bloodsaw, San Diego State	111
1991-92	Falisha Wright, San Diego State	82
1992-93	Debbie Carson, Colorado State	82
1993-94	Amy Billhymer, UTEP	99
1994-95	Julie Krommenhoek, Utah	82
	Staci Oddo, Fresno State	82
1995-96	Becky Hammon, Colorado State	98
1996-97	Becky Hammon, Colorado State	124
1997-98	Julie Krommenhoek, Utah	128
1998-99	Jill Sutton, TCU	116
1999-00	Lindsay Logan, Fresno State	101

2000-01	Athena Pirpich, Tulsa	132
2001-02	Kimya Murray, UTEP	135
2002-03	Ashley Bastian, Nevada	144
2003-04	Kara Pongonis, Tulsa	105
2004-05	Jessica Kellogg, San Jose State	138
2005-06	Aarica Ray-Boyd, Louisiana Tech	121
2006-07	Liz Witte, Idaho	111
2007-08	Jaleesa Ross, Fresno State	119
2008-09	Ana Pares, Utah State	106
2009-10	Jaleesa Ross, Fresno State	108

THREE-POINT FIELD GOAL PERCENTAGE

Year	Name, School	Pct
1990-91	Krista Treide, Wyoming	56.1
1991-92	Kathy Halligan, Creighton	60.8
1992-93	Staci Oddo, Fresno State	58.8
1993-94	Staci Oddo, Fresno State	42.7
1994-95	Kari Gallup, Brigham Young	50.0
1995-96	Kari Gallup, Brigham Young	48.6
1996-97	Julie Krommenhoek, Utah	50.5
1997-98	Connie Krueger, Fresno State	45.3
1998-99	Becky Hammon, Colorado State	49.1
1999-00	Jenny Cafferty, Rice	51.2
2000-01	Kati Safaritova, TCU	51.1
2001-02	Karena Greeny, Hawai'i	52.4
2002-03	Abby Vaughan, Boise State	45.4
2003-04	Michelle Woods, Rice	45.0
2004-05	Michelle Woods, Rice	40.0
2005-06	Nadia Begay, Boise State	39.8
2006-07	Taylor Richards, Utah State	41.7
2007-08	Emily Nichols, San Jose State	46.0
2008-09	Jaleesa Ross, Fresno State	42.4
2009-10	Charlotte Otero, Idaho	50.0

TOTAL FREE THROWS

Year	Name, School	FT
1990-91	Lisa Rathbun, Brigham Young	62
1991-92	Karen Alcorn, Utah	76
1992-93	Amy Burnett, Wyoming	73
1993-94	Amy Burnett, Wyoming	95
1994-95	Amy Burnett, Wyoming	110
1995-96	Chrissy Ingalls, Wyoming	76
1996-97	Lila Osceola, Tulsa	95
1997-98	Abby Garchek, New Mexico	65
1998-99	Raylene Howard, Hawai'i	81
1999-00	Amy Pack, UTEP	74
2000-01	Amy Pack, UTEP	105
2001-02	Leela Farr, Tulsa	100
2002-03	Allison Curtin, Tulsa	110
2003-04	Amisha Carter, Louisiana Tech	86
2004-05	Tasha Williams, Louisiana Tech	106
2005-06	Shan Moore, Louisiana Tech	69
2006-07	Dellena Criner, Nevada	86
2007-08	Dellena Criner, Nevada	89
2008-09	Dellena Criner, Nevada	74
2009-10	Adrienne Johnson, Louisiana Tech	76

FREE THROW ATTEMPTS

Year	Name, School	FTA
1990-91	Kieishsha Garnes, San Diego State	75
1991-92	Karen Alcorn, Utah	93
1992-93	Amy Burnett, Wyoming	87
1993-94	Amy Burnett, Wyoming	115
1994-95	Amy Burnett, Wyoming	126
1995-96	Abby Garchek, New Mexico	101
1996-97	Lila Osceola, Tulsa	132
1997-98	Nani Cockett, Hawai'i	90
1998-99	Raylene Howard, Hawai'i	100
1999-00	Amy Pack, UTEP	98
2000-01	Amy Pack, UTEP	147
2001-02	Leela Farr, Tulsa	142
2002-03	Allison Curtin, Tulsa	130
2003-04	Tatiana Taylor, San Jose State	97
2004-05	Jillian Robbins, Tulsa	156
2005-06	Shan Moore, Louisiana Tech	82
2006-07	Dellena Criner, Nevada	116
2007-08	Dellena Criner, Nevada	108
2008-09	Dellena Criner, Nevada	96
2009-10	Adrienne Johnson, Louisiana Tech	101

BOISE STATE • FRESNO STATE • HAWAII • IDAHO • LOUISIANA TECH • NEVADA • NEW MEXICO STATE • SAN JOSE STATE • UTAH STATE

YEARLY INDIVIDUAL LEADERS - WAC

FREE THROW PERCENTAGE

Year	Name, School	Pct
1990-91	Lisa Rathbun, Brigham Young	88.6
1991-92	Kathy Halligan, Creighton	82.7
1992-93	Thais Kidd, Brigham Young	85.0
1993-94	Heidi Harris, New Mexico	84.1
1994-95	Julie Krommenhoek, Utah	93.0
1995-96	Julie Krommenhoek, Utah	86.4
1996-97	Kim Brandl, SMU	91.1
1997-98	Abby Garchek, New Mexico	87.8
	Brandi Ashby, Hawai'i	87.8
1998-99	Becky Hammon, Colorado State	89.4
1999-00	D-dra Rucker, SMU	98.1
2000-01	Kylie Galloway, Hawai'i	92.1
2001-02	Kimya Murray, UTEP	86.5
2002-03	Vaida Zagurskyte, UTEP	86.8
2003-04	Kaira White, SMU	84.0
2004-05	Tasha Williams, Louisiana Tech	81.5
2005-06	Shan Moore, Louisiana Tech	84.1
2006-07	Jessica Thompson, Boise State	86.3
2007-08	Hannah Spanich, New Mexico State	83.3
2008-09	Danyelle Snelgro, Utah State	84.4
2009-10	Tasha Harris, Boise State	80.7

TOTAL REBOUNDS

Year	Name, School	Reb
1990-91	Tanya Zachary, Utah	137
1991-92	Tanya Zachary, Utah	129
1992-93	Mikki Kane-Barton, Utah	132
1993-94	Andrea Herold, Utah	168
1994-95	Amy Burnett, Wyoming	143
1995-96	Amber McEwen, Utah	137
1996-97	Jane Young, Fresno State	179
1997-98	Katie Cronin, Colorado State	129
1998-99	Linda Froehlich, UNLV	129
1999-00	Amy Pack, UTEP	125
2000-01	Omelogo Udeze, Fresno State	174
2001-02	Cheryl Ford, Louisiana Tech	188
2002-03	Chery Ford, Louisiana Tech	252
2003-04	Amisha Carter, Louisiana Tech	185
2004-05	Jillian Robbins, Tulsa	179
2005-06	Ty Moore, Louisiana Tech	162
2006-07	Sherell Neal, New Mexico State	190
2007-08	Tanya Smith, Hawai'i	199
2008-09	Yinka Olorunnife, Idaho	186
2009-10	Shanavia Dowdell, Louisiana Tech	219

REBOUND AVERAGE

Year	Name, School	Avg
1990-91	Tanya Zachary, Utah	11.4
1991-92	Tanya Zachary, Utah	9.2
1992-93	Mikki Kane-Barton, Utah	9.4
1993-94	Andrea Herold, Utah	12.0
1994-95	Amy Burnett, Wyoming	10.2
1995-96	Amber McEwen, Utah	9.8
1996-97	Jane Young, Fresno State	11.2
1997-98	Katie Cronin, Colorado State	9.2
1998-99	Linda Froehlich, UNLV	9.2
1999-00	Amy Pack, UTEP	8.9
2000-01	Omelogo Udeze, Fresno State	10.9
2001-02	Cheryl Ford, Louisiana Tech	10.4
2002-03	Cheryl Ford, Louisiana Tech	14.0
2003-04	Amisha Carter, Louisiana Tech	10.3
2004-05	Jillian Robbins, Tulsa	9.9
2005-06	Ty Moore, Louisiana Tech	10.1
2006-07	Sherell Neal, New Mexico State	11.9
2007-08	Tanya Smith, Hawai'i	12.4
2008-09	Yinka Olorunnife, Idaho	11.6
2009-10	Shanavia Dowdell, Louisiana Tech	13.7

TOTAL ASSISTS

Year	Name, School	Ast
1990-91	Michelle Miles, San Diego State	114
1991-92	Michelle Miles, San Diego State	101
1992-93	Tammie Beckley, Fresno State	91
1993-94	Suzanne Zahasky, Fresno State	77
1994-95	Lakeysha Wright, San Diego State	100
1995-96	Richelle Cleverley, Utah	74

1996-97	Alli Bills, Utah	120
1997-98	Alli Bills, Utah	109
1998-99	Kristen Pool, UNLV	89
1999-00	Lindsay Logan, Fresno State	92
2000-01	Lindsay Logan, Fresno State	99
2001-02	Laura Ingham, Nevada	118
2002-03	Cricket Williams, San Jose State	137
2003-04	Cricket Williams, San Jose State	88
2004-05	Erica McGlaston, San Jose State	121
2005-06	Tasha Williams, Louisiana Tech	77
2006-07	Charlotte Otero, Idaho	86
2007-08	Brittany Imaku, San Jose State	68
2008-09	Danyelle Snelgro, Utah State	80
2009-10	Jasmine Bendolph, Louisiana Tech	64

ASSIST AVERAGE

Year	Name, School	Ast
1990-91	Michelle Miles, San Diego State	9.08
1991-92	Michelle Miles, San Diego State	7.21
1992-93	Tammie Beckley, Fresno State	7.00
1993-94	Suzanne Zahasky, Fresno State	5.50
1994-95	Lakeysha Wright, San Diego State	7.14
1995-96	Richelle Cleverley, Utah	5.29
1996-97	Alli Bills, Utah	7.50
1997-98	Alli Bills, Utah	7.78
1998-99	Kristen Pool, UNLV	7.07
1999-00	Lindsay Logan, Fresno State	6.57
2000-01	Lindsay Logan, Fresno State	6.19
2001-02	Laura Ingham, Nevada	6.56
2002-03	Cricket Williams, San Jose State	7.61
2003-04	Cricket Williams, San Jose State	5.18
2004-05	Erica McGlaston, San Jose State	6.17
2005-06	Tasha Williams, Louisiana Tech	4.81
2006-07	Charlotte Otero, Idaho	5.38
2007-08	Brittany Imaku, San Jose State	4.53
2008-09	Danyelle Snelgro, Utah State	5.00
2009-10	Jasmine Bendolph, Louisiana Tech	4.00

TOTAL STEALS

Year	Name, School	Stl
1990-91	Michelle Miles, San Diego State	32
1991-92	Tomika Young, Brigham Young	64
1992-93	Tomika Young, Brigham Young	45
1993-94	Falisha Wright, San Diego State	44
1994-95	Terri Pedregon, UTEP	44
1995-96	Jodi Nowlin, San Diego State	47
1996-97	Jodi Nowlin-Tres, San Diego State	58
1997-98	Kasie Pittman, Tulsa	57
1998-99	BJ Itoman, Hawai'i	44
	Tammy Goynne, Tulsa	44
1999-00	Kasie Pittman, Tulsa	47
2000-01	D-dra Rucker, SMU	49
2001-02	Cricket Williams, San Jose State	67
2002-03	Allison Curtin, Tulsa	59
2003-04	Jillian Robbins, Tulsa	64
2004-05	Jillian Robbins, Tulsa	74
2005-06	Leilani Mitchell, Idaho	62
2006-07	Traci Graham, Nevada	43
2007-08	Cherlanda Franklin, Nevada	57
2008-09	Danyelle Snelgro, Utah State	46
2009-10	Jaleesa Ross, Fresno State	47

STEAL AVERAGE

Year	Name, School	Avg
1990-91	Michelle Miles, San Diego State	2.67
1991-92	Tomika Young, Brigham Young	4.57
1992-93	Tomika Young, Brigham Young	3.21
1993-94	Falisha Wright, San Diego State	3.14
1994-95	Terri Pedregon, UTEP	3.14
1995-96	Jodi Nowlin, San Diego State	3.36
1996-97	Jodi Nowlin-Tres, San Diego State	3.63
1997-98	Kasie Pittman, Tulsa	4.07
1998-99	BJ Itoman, Hawai'i	3.14
1998-99	Tammy Goynne, Tulsa	3.14
1999-00	Kasie Pittman, Tulsa	3.36
2000-01	D-dra Rucker, SMU	3.27
2001-02	Cricket Williams, San Jose State	3.72
2002-03	Allison Curtin, Tulsa	3.28

2003-04	Jillian Robbins, Tulsa	3.56
2004-05	Jillian Robbins, Tulsa	2.47
2005-06	Leilani Mitchell, Idaho	3.88
2006-07	Traci Graham, Nevada	2.69
2007-08	Cherlanda Franklin, Nevada	3.56
2008-09	Danyelle Snelgro, Utah State	2.88
2009-10	Jaleesa Ross, Fresno State	2.94

TOTAL BLOCKS

Year	Name, School	Blk
1990-91	Mikki Kane, Utah	17
	Amberli Gustin, Brigham Young	17
1991-92	Debbie Dimond, Brigham Young	30
1992-93	Debbie Dimond, Brigham Young	47
1993-94	Michelle Suman, San Diego State	39
1994-95	Debbie Dimond, Brigham Young	40
1995-96	Amber McEwen, Utah	25
1996-97	Kristi Rose, Utah	26
	Jill Adams, Brigham Young	26
1997-98	Kristi Rose, Utah	29
1998-99	Katie Kern, New Mexico	24
1999-00	Channan High, Fresno State	20
2000-01	Christen Roper, Hawai'i	41
2001-02	Alyssa Shriver, Tulsa	43
2002-03	Christen Roper, Hawai'i	60
2003-04	Lauren Neaves, Rice	51
2004-05	Alofa Toaiva, Hawai'i	45
2005-06	Brittany Grice, Hawai'i	40
2006-07	Brittany Grice, Hawai'i	25
2007-08	Tanya Smith, Hawai'i	30
2008-09	Niki Holt, New Mexico State	39
2009-10	Crystal Boyd, New Mexico State	30

BLOCK AVERAGE

Year	Name, School	Avg
1990-91	Mikki Kane, Utah	1.42
	Amberli Gustin, Brigham Young	1.42
1991-92	Debbie Dimond, Brigham Young	2.14
1992-93	Debbie Dimond, Brigham Young	3.35
1993-94	Michelle Suman, San Diego State	2.79
1994-95	Debbie Dimond, Brigham Young	2.86
1995-96	Amber McEwen, Utah	1.79
1996-97	Kristi Rose, Utah	1.63
	Jill Adams, Brigham Young	1.63
1997-98	Kristi Rose, Utah	2.07
1998-99	Katie Kern, New Mexico	1.71
1999-00	Channan High, Fresno State	1.43
2000-01	Christen Roper, Hawai'i	2.56
2001-02	Alyssa Shriver, Tulsa	2.39
2002-03	Christen Roper, Hawai'i	3.33
2003-04	Lauren Neaves, Rice	2.83
2004-05	Alofa Toaiva, Hawai'i	2.54
2005-06	Brittany Grice, Hawai'i	2.86
2006-07	Brittany Grice, Hawai'i	1.79
2007-08	Tanya Smith, Hawai'i	1.88
2008-09	Niki Holt, New Mexico State	3.00
2009-10	Crystal Boyd, New Mexico State	1.88



New Mexico State's Niki Holt of led the league in WAC games in blocks (39) and block average (3.00) in 2008-09.

INTRACONFERENCE RECORDS

BOISE STATE

Team	WAC Games			Tourney			All Games		
	W	L	Pct.	W	L	Pct.	W	L	Pct.
Fresno State	5	11	.313	2	0	1.000	9	13	.409
Hawai'i	6	10	.375	2	0	1.000	8	10	.444
Idaho	6	2	.750	0	0	.000	35	26	.574
Louisiana Tech	5	11	.313	0	4	.250	5	15	.250
Nevada	11	5	.688	0	1	.000	27	10	.730
New Mexico State	4	4	.500	1	2	.333	10	10	.500
San Jose State	6	10	.375	1	0	1.000	8	10	.444
Utah State	8	0	1.000	1	0	.000	16	2	.888
WAC Totals	51	53	.490	7	7	.500	118	96	.551

NEVADA

Team	WAC Games			Tourney			All Games		
	W	L	Pct.	W	L	Pct.	W	L	Pct.
Boise State	5	11	.313	1	0	1.000	10	27	.270
Fresno State	6	12	.333	0	0	.000	8	26	.235
Hawai'i	8	10	.444	1	1	.500	11	22	.333
Idaho	5	3	.625	0	0	.000	10	17	.370
Louisiana Tech	3	13	.188	0	3	.000	3	16	.158
New Mexico State	6	2	.750	0	1	.000	12	18	.400
San Jose State	7	11	.389	1	1	.500	16	21	.432
Utah State	6	2	.750	1	0	.000	7	4	.636
WAC Totals	46	64	.418	4	6	.400	77	151	.338

FRESNO STATE

Team	WAC Games			Tourney			All Games		
	W	L	Pct.	W	L	Pct.	W	L	Pct.
Boise State	11	5	.688	0	2	.000	13	9	.591
Hawai'i	11	13	.458	2	0	1.000	19	25	.432
Idaho	8	0	1.000	1	0	1.000	9	1	.900
Louisiana Tech	6	10	.375	1	3	.250	7	14	.333
Nevada	12	6	.667	0	0	.000	26	8	.765
New Mexico State	7	1	.875	1	1	.500	10	5	.667
San Jose State	19	5	.792	2	0	1.000	43	16	.729
Utah State	6	2	.750	0	0	.000	6	2	.750
WAC Totals	80	42	.656	7	6	.538	133	80	.624

NEW MEXICO STATE

Team	WAC Games			Tourney			All Games		
	W	L	Pct.	W	L	Pct.	W	L	Pct.
Boise State	4	4	.500	2	1	.667	10	10	.500
Fresno State	1	7	.125	1	1	.500	5	10	.333
Hawai'i	6	2	.750	1	0	1.000	12	12	.500
Idaho	4	4	.500	0	1	.000	8	14	.364
Louisiana Tech	1	7	.125	1	1	.500	2	9	.182
Nevada	2	6	.250	1	0	.000	18	12	.600
San Jose State	7	1	.875	0	0	.000	20	3	.870
Utah State	5	3	.625	0	0	.000	17	9	.654
WAC Totals	30	34	.882	6	4	.600	92	79	.538

HAWAII

Team	WAC Games			Tourney			All Games		
	W	L	Pct.	W	L	Pct.	W	L	Pct.
Boise State	10	6	.625	0	2	.000	10	8	.556
Fresno State	13	11	.542	0	2	.000	25	19	.568
Idaho	7	1	.875	0	0	.000	9	1	.900
Louisiana Tech	3	13	.188	0	2	.000	3	18	.143
Nevada	10	8	.556	1	1	.500	22	11	.667
New Mexico State	2	6	.250	0	1	.000	12	12	.500
San Jose State	16	8	.667	0	0	.000	38	12	.760
Utah State	6	2	.750	0	0	.000	6	5	.545
WAC Totals	67	55	.549	1	8	.111	125	86	.592

SAN JOSE STATE

Team	WAC Games			Tourney			All Games		
	W	L	Pct.	W	L	Pct.	W	L	Pct.
Boise State	10	6	.625	0	1	.000	10	8	.556
Fresno State	5	19	.208	0	2	.000	16	43	.271
Hawai'i	8	16	.333	0	0	.000	12	38	.240
Idaho	3	5	.375	2	0	1.000	9	8	.529
Louisiana Tech	0	16	.000	0	1	.000	0	17	.000
Nevada	11	7	.611	1	1	.500	21	16	.568
New Mexico State	1	7	.125	0	0	.000	3	20	.130
Utah State	3	5	.375	0	0	.000	4	5	.444
WAC Totals	41	81	.336	3	5	.375	75	155	.326

IDAHO

Team	WAC Games			Tourney			All Games		
	W	L	Pct.	W	L	Pct.	W	L	Pct.
Boise State	2	6	.250	0	0	.000	26	35	.426
Fresno State	0	8	.000	0	1	.000	1	9	.100
Hawai'i	1	7	.125	0	0	.000	1	9	.100
Louisiana Tech	0	8	.000	0	1	.000	0	9	.000
Nevada	3	5	.375	0	0	.000	17	10	.630
New Mexico State	4	4	.500	1	0	1.000	14	8	.636
San Jose State	5	3	.625	0	2	.000	8	9	.471
Utah State	4	4	.500	1	0	1.000	14	4	.778
WAC Totals	19	45	.297	2	4	.333	78	93	.488

UTAH STATE

Team	WAC Games			Tourney			All Games		
	W	L	Pct.	W	L	Pct.	W	L	Pct.
Boise State	0	8	.000	0	1	.000	2	16	.111
Fresno State	2	6	.250	0	0	.000	2	6	.250
Hawai'i	2	6	.250	0	0	.000	5	6	.455
Idaho	4	4	.500	0	1	.000	4	11	.267
Louisiana Tech	1	7	.125	0	1	.000	1	8	.111
Nevada	2	6	.250	0	1	.000	4	7	.364
New Mexico State	3	5	.375	0	0	.000	9	17	.346
San Jose State	5	3	.625	0	0	.000	5	4	.556
WAC Totals	19	45	.297	0	4	.000	32	75	.299

LOUISIANA TECH

Team	WAC Games			Tourney			All Games		
	W	L	Pct.	W	L	Pct.	W	L	Pct.
Boise State	11	5	.688	4	0	1.000	15	5	.750
Fresno State	10	6	.625	3	1	.750	14	7	.667
Hawai'i	13	3	.813	2	0	1.000	18	3	.857
Idaho	8	0	1.000	1	0	1.000	9	0	1.000
Nevada	13	3	.813	3	0	1.000	16	3	.842
New Mexico State	7	1	.875	1	1	.500	9	2	.818
San Jose State	16	0	1.000	1	0	1.000	17	0	1.000
Utah State	7	1	.875	1	0	1.000	8	1	.889
WAC Totals	85	19	.817	16	2	.889	106	21	.835



BOISE STATE • FRESNO STATE • HAWAII • IDAHO • LOUISIANA TECH • NEVADA • NEW MEXICO STATE • SAN JOSE STATE • UTAH STATE

1990-91

Team	Coach	WAC Games				All Games			
		W-L	Pct.	Off.	Def.	W-L	Pct.	Off.	Def.
Creighton	Bruce Rasmussen	11-1	.917	83.7	69.7	22-7	.759	80.3	72.6
Utah	Elaine Elliott	9-3	.750	75.3	61.4	20-10	.667	75.3	63.6
Wyoming	Chad Lavin	7-5	.583	69.7	66.8	15-13	.536	66.1	65.7
San Diego State	Beth Burns	6-6	.500	74.0	73.9	14-14	.500	72.9	70.2
Colorado State	Greg Williams	4-8	.333	61.6	75.3	11-16	.407	62.5	69.0
Brigham Young	Jeanie Wilson	3-9	.250	72.8	78.2	8-21	.276	70.3	78.4
UTEP	Sandra Rushing	2-10	.167	61.6	73.0	5-22	.185	60.0	73.4

1991-92

Team	Coach	WAC Games				All Games			
		W-L	Pct.	Off.	Def.	W-L	Pct.	Off.	Def.
Creighton	Bruce Rasmussen	13-1	.929	81.6	63.2	28-4	.875	80.7	63.8
Brigham Young	Jeanie Wilson	12-2	.857	79.3	72.1	21-8	.724	79.0	71.7
Utah	Elaine Elliott	10-4	.714	73.8	62.8	22-8	.733	71.9	63.2
San Diego State	Beth Burns	9-5	.643	78.2	64.9	18-11	.621	75.0	64.6
Wyoming	Chad Lavin	5-9	.357	72.3	68.1	14-14	.500	73.8	65.8
UTEP	Sandra Rushing	4-10	.286	61.6	67.8	11-17	.393	66.9	69.1
Colorado State	Greg Williams	3-11	.214	69.2	82.4	8-19	.296	71.0	79.7
New Mexico	Mo Eckroth	0-14	.000	48.3	83.0	2-26	.071	50.3	81.7

1992-93

Team	Coach	WAC Games				All Games			
		W-L	Pct.	Off.	Def.	W-L	Pct.	Off.	Def.
Brigham Young	Jeanie Wilson	13-1	.929	73.0	63.4	24-5	.828	72.2	62.9
San Diego State	Beth Burns	9-5	.643	63.4	58.8	19-9	.679	63.6	58.8
Utah	Elaine Elliott	9-5	.643	68.5	58.6	19-10	.655	65.1	57.7
UTEP	Sandra Rushing	8-6	.571	62.2	59.5	18-10	.643	63.2	57.2
Wyoming	Chad Lavin	6-8	.429	68.6	70.0	14-13	.519	65.1	57.7
Colorado State	Greg Williams	4-10	.286	62.9	69.3	13-14	.481	68.5	67.9
Fresno State	Bob Spencer	4-10	.286	63.8	71.1	10-17	.370	66.7	72.7
New Mexico	Mo Eckroth	3-11	.214	55.4	67.2	5-22	.185	54.3	69.7

1993-94

Team	Coach	WAC Games				All Games			
		W-L	Pct.	Off.	Def.	W-L	Pct.	Off.	Def.
San Diego State	Beth Burns	13-1	.929	72.4	56.8	26-5	.679	74.6	53.0
Brigham Young	Jeanie Wilson	10-4	.714	71.6	68.6	16-12	.828	69.3	65.4
Utah	Elaine Elliott	9-5	.643	59.4	59.9	12-14	.655	63.5	57.4
Wyoming	Chad Lavin	8-6	.571	66.4	67.1	13-14	.519	66.2	66.6
Colorado State	Greg Williams	5-9	.357	64.0	66.0	15-14	.481	63.2	66.9
Fresno State	Linda Wunder	5-9	.357	63.1	65.8	13-15	.370	62.5	68.9
UTEP	Sandra Rushing	5-9	.357	64.1	65.0	10-16	.643	62.7	62.3
New Mexico	Mo Eckroth	1-13	.071	53.0	73.1	2-25	.185	49.9	71.2

1994-95

Team	Coach	WAC Games				All Games			
		W-L	Pct.	Off.	Def.	W-L	Pct.	Off.	Def.
San Diego State	Beth Burns	14-0	1.000	74.6	52.3	24-6	.800	69.4	55.5
Utah	Elaine Elliott	12-2	.857	69.6	57.2	23-7	.767	69.3	57.4
Wyoming	Chad Lavin	7-7	.500	63.9	66.2	15-12	.556	71.3	69.4
Colorado State	Greg Williams	6-8	.429	59.1	64.5	14-13	.519	65.8	67.0
UTEP	Sandra Rushing	6-8	.429	64.2	60.6	13-15	.464	61.6	62.0
Fresno State	Linda Wunder	5-9	.357	56.6	67.9	14-14	.500	62.6	66.9
Brigham Young	Soni Adams	4-10	.286	66.6	71.5	8-19	.296	67.8	71.9
New Mexico	Mo Eckroth	2-12	.143	59.4	73.6	5-22	.185	60.0	75.0

1995-96

Team	Coach	WAC Games				All Games			
		W-L	Pct.	Off.	Def.	W-L	Pct.	Off.	Def.
Colorado State	Greg Williams	12-2	.857	74.6	61.9	26-5	.839	72.5	63.3
Utah	Elaine Elliott	12-2	.857	70.1	58.0	21-8	.724	70.7	60.4
San Diego State	Beth Burns	9-5	.643	66.5	58.9	20-8	.714	67.8	57.8
Wyoming	Chad Lavin	7-7	.500	62.0	63.8	11-16	.407	63.0	65.2
New Mexico	Don Flanagan	6-8	.429	67.2	67.4	14-15	.483	66.9	64.5
Fresno State	Linda Wunder	4-10	.286	56.2	66.5	11-16	.407	61.5	65.9
UTEP	Sandra Rushing	3-11	.214	59.1	69.6	12-15	.444	61.9	62.9
Brigham Young	Soni Adams	3-11	.214	67.4	76.9	9-18	.333	67.6	74.5

1996-97

PACIFIC DIVISION									
Team	Coach	WAC Games				All Games			
		W-L	Pct.	Off.	Def.	W-L	Pct.	Off.	Def.
San Diego State	Beth Burns	15-1	.938	71.4	48.4	23-7	.767	67.5	52.0
Colorado State	Greg Williams	12-4	.750	70.8	61.2	21-7	.750	74.4	63.6
Hawai'i	Vince Goo	12-4	.750	65.8	57.4	21-8	.724	67.3	57.9
Wyoming	Chad Lavin	9-7	.563	67.4	62.3	17-11	.607	64.6	60.6
Fresno State	Linda Wunder	7-9	.438	56.8	61.2	14-13	.519	58.8	59.0
San Jose State	Karen Smith	5-11	.313	61.4	72.6	10-18	.357	60.8	70.6
UNLV	LaDonna McClain	2-13	.125	58.4	74.4	4-23	.148	58.7	75.1
Air Force	Marti Gasser	1-15	.063	54.3	73.7	4-22	.154	54.2	69.1

MOUNTAIN DIVISION

Team	Coach	WAC Games				All Games			
		W-L	Pct.	Off.	Def.	W-L	Pct.	Off.	Def.
Utah	Elaine Elliott	15-1	.938	70.0	55.7	25-6	.806	67.4	57.9
SMU	Rhonda Rompola	11-5	.688	79.7	68.8	19-11	.633	75.7	69.2
Rice	Cristy McKinney	11-5	.688	73.1	64.3	16-11	.593	69.7	63.8
New Mexico	Don Flanagan	8-8	.500	58.6	61.0	18-10	.643	58.6	58.0
TCU	Mike Petersen	7-9	.438	74.1	74.8	13-14	.481	74.6	69.9
Brigham Young	Soni Adams	7-9	.438	71.1	72.4	11-18	.379	71.8	74.2
UTEP	Sandra Rushing	5-11	.313	61.5	68.1	13-12	.520	64.5	62.2
Tulsa	Marla Odom	1-15	.063	64.0	80.8	5-21	.192	65.4	76.0

1997-98

PACIFIC DIVISION									
Team	Coach	WAC Games				All Games			
		W-L	Pct.	Off.	Def.	W-L	Pct.	Off.	Def.
Hawai'i	Vince Goo	13-1	.929	79.8	60.5	24-4	.857	79.6	67.2
Rice	Cristy McKinney	11-3	.786	71.0	63.6	21-9	.700	70.4	60.9
SMU	Rhonda Rompola	11-3	.786	69.9	61.1	21-8	.724	69.9	62.2
Fresno State	Linda Wunder	6-8	.429	66.6	67.1	12-16	.429	66.2	67.7
Tulsa	Marla Odom	5-9	.357	59.9	67.7	9-18	.333	61.1	69.1
TCU	Mike Petersen	4-10	.286	66.5	74.4	13-15	.464	69.3	69.8
San Diego State	Barb Smith	4-10	.286	61.9	68.8	10-15	.400	63.4	66.4
San Jose State	Karen Smith	2-12	.143	61.4	74.0	6-21	.222	60.9	72.9

MOUNTAIN DIVISION

Team	Coach	WAC Games				All Games			
		W-L	Pct.	Off.	Def.	W-L	Pct.	Off.	Def.
Utah	Elaine Elliott	11-3	.786	70.7	56.7	21-6	.778	69.3	56.7
Colorado State	Tom Collen	11-3	.786	80.1	63.4	24-6	.786	80.9	66.8
UTEP	Sandra Rushing	10-4	.714	65.9	63.1	16-11	.593	64.6	64.6
New Mexico	Don Flanagan	10-4	.714	70.9	59.4	26-7	.788	71.5	56.6
Brigham Young	Trent Shippen	6-8	.429	68.9	67.2	15-14	.517	69.0	67.0
Wyoming	Chad Lavin	5-9	.357	62.9	67.1	10-17	.370	65.3	67.7
UNLV	LaDonna McClain	3-11	.214	61.9	72.1	4-23	.148	62.0	73.8
Air Force	Marti Gasser	0-14	.000	54.7	87.4	5-21	.192	57.0	77.1

WAC STANDINGS

1998-99

PACIFIC DIVISION

Team	Coach	WAC Games				All Games			
		W-L	Pct.	Off.	Def.	W-L	Pct.	Off.	Def.
New Mexico	Don Flanagan	12-2	.857	64.6	56.7	24-7	.774	64.0	58.5
Utah	Elaine Elliott	12-2	.857	63.3	48.5	21-7	.750	65.9	55.1
Brigham Young	Trent Shippen	9-5	.643	68.6	54.5	16-13	.552	68.0	62.9
Hawaii	Vince Goo	9-5	.643	65.1	57.1	17-10	.630	66.4	59.0
UTEP	Sandra Rushing	6-8	.429	55.3	62.1	12-15	.444	55.4	60.5
Fresno State	Britt King	4-10	.286	61.6	69.6	9-19	.321	63.6	68.8
San Diego State	Barb Smith	4-10	.286	61.6	69.6	7-19	.269	61.5	68.8
San Jose State	Karen Smith	0-14	.000	45.1	72.6	6-21	.222	60.9	72.9

MOUNTAIN DIVISION

Team	Coach	WAC Games				All Games			
		W-L	Pct.	Off.	Def.	W-L	Pct.	Off.	Def.
Colorado State	Tom Collen	14-0	1.000	82.6	58.6	33-3	.943	79.3	64.1
SMU	Rhonda Rompola	11-3	.786	71.6	61.0	20-11	.645	71.9	65.9
Rice	Cristy McKinney	9-5	.643	66.4	54.4	20-11	.645	66.3	59.4
TCU	Mike Peterson	7-7	.500	70.7	72.7	16-12	.571	73.9	70.0
UNLV	Regina Miller	7-7	.500	66.5	66.2	17-11	.607	67.1	65.5
Tulsa	Marla Odum	5-9	.357	60.8	65.7	7-20	.259	60.0	70.4
Wyoming	Cindy Fisher	3-11	.214	67.5	78.6	7-19	.269	64.2	74.8
Air Force	Sue Darling	0-14	.000	51.9	80.8	5-21	.192	54.2	75.0

1999-00

Team	Coach	WAC Games				All Games			
		W-L	Pct.	Off.	Def.	W-L	Pct.	Off.	Def.
SMU	Rhonda Rompola	12-2	.857	71.9	55.7	22-9	.710	72.1	61.4
Hawaii	Vince Goo	11-3	.786	66.0	56.6	20-9	.690	67.8	61.7
Rice	Cristy McKinney	10-4	.714	72.4	58.0	22-10	.688	67.8	59.8
Tulsa	K. McConnell-Miller	9-5	.643	63.6	58.8	14-15	.483	62.7	62.7
TCU	Jeff Mittie	7-7	.500	68.8	65.8	16-14	.533	71.9	65.9
Fresno State	Britt King	4-10	.286	62.0	69.4	11-18	.379	62.9	66.8
UTEP	Sandra Rushing	2-12	.143	54.1	71.5	5-22	.185	54.9	70.5
San Jose State	Janice Richard	1-13	.071	51.9	74.9	3-24	.111	54.9	74.5

2000-01

Team	Coach	WAC Games				All Games			
		W-L	Pct.	Off.	Def.	W-L	Pct.	Off.	Def.
TCU	Jeff Mittie	13-3	.813	71.2	62.1	25-8	.758	71.6	61.9
Hawaii	Vince Goo	12-4	.750	67.8	56.4	26-8	.765	69.2	59.1
SMU	Rhonda Rompola	11-5	.688	68.8	64.8	17-12	.586	67.9	68.6
Nevada	Ada Gee	9-7	.563	69.2	67.1	16-12	.571	70.3	66.8
Rice	Cristy McKinney	9-7	.630	61.6	63.6	18-12	.600	63.4	64.3
Fresno State	Britt King	6-10	.375	63.9	66.1	10-19	.345	62.7	67.9
Tulsa	K. McConnell-Miller	4-12	.250	61.3	66.0	8-21	.276	59.2	65.7
UTEP	Sandra Rushing	4-12	.250	60.4	69.1	8-20	.285	60.2	67.6
San Jose State	Janice Richard	4-12	.250	65.9	74.7	13-16	.448	67.1	70.7

2001-02

Team	Coach	WAC Games				All Games			
		W-L	Pct.	Off.	Def.	W-L	Pct.	Off.	Def.
Louisiana Tech	Leon Barmore	17-1	.944	80.1	50.5	25-5	.833	76.3	53.5
Rice	Cristy McKinney	14-4	.778	65.1	59.3	21-9	.700	63.4	60.5
Hawaii	Vince Goo	14-4	.778	63.2	56.3	23-8	.742	63.5	56.1
San Jose State	Janice Richard	12-6	.667	68.9	74.7	17-11	.607	68.0	66.4
Tulsa	K. McConnell-Miller	11-7	.611	66.4	61.3	17-13	.567	64.4	61.2
Nevada	Ada Gee	6-12	.333	59.1	68.1	9-19	.321	59.5	70.0
SMU	Rhonda Rompola	6-12	.333	61.1	65.9	12-18	.400	62.9	67.7
Boise State	Trisha Stevens	5-13	.278	57.9	65.9	10-20	.333	59.8	67.0
Fresno State	Britt King	4-14	.222	59.6	68.7	9-20	.303	62.3	67.9
UTEP	Keitha Green	1-17	.056	9.8	79.1	3-25	.107	60.2	79.2

2002-03

Team	Coach	WAC Games				All Games			
		W-L	Pct.	Off.	Def.	W-L	Pct.	Off.	Def.
Louisiana Tech	Kurt Budke	18-0	1.000	80.3	57.7	31-3	.912	78.4	57.6
Rice	Cristy McKinney	12-6	.667	64.9	61.3	15-13	.536	64.5	63.3
Fresno State	S. Johnson-Klein	11-7	.611	65.1	63.2	21-13	.618	65.3	64.3
Hawaii	Vince Goo	9-9	.500	59.6	56.6	16-14	.533	59.9	58.4
Tulsa	K. McConnell-Miller	9-9	.500	66.6	63.2	14-16	.467	65.7	64.6
San Jose State	Janice Richard	9-9	.500	66.8	69.7	13-15	.464	65.9	68.0
SMU	Rhonda Rompola	8-10	.444	65.6	68.9	16-15	.516	64.9	66.7
Boise State	Jen Warden	6-12	.333	62.1	73.6	10-20	.333	59.5	70.6
UTEP	Keitha Green	5-13	.278	64.1	72.7	10-19	.345	66.0	70.8
Nevada	Ada Gee	3-15	.167	60.9	69.2	10-19	.345	62.3	65.5

2003-04

Team	Coach	WAC Games				All Games			
		W-L	Pct.	Off.	Def.	W-L	Pct.	Off.	Def.
Louisiana Tech	Kurt Budke	17-1	.944	83.4	58.9	29-3	.906	82.5	59.3
Rice	Cristy McKinney	16-2	.889	69.8	59.6	22-10	.688	66.1	60.6
Tulsa	K. McConnell-Miller	11-7	.611	68.0	65.1	19-12	.613	66.6	65.0
UTEP	Keitha Green	10-8	.556	58.9	56.5	16-13	.552	60.8	58.1
SMU	Rhonda Rompola	9-9	.500	62.9	64.5	13-15	.464	61.9	65.7
San Jose State	Janice Richard	7-11	.389	61.2	68.4	16-13	.552	63.4	63.7
Fresno State	S. Johnson-Klein	7-11	.389	59.8	62.7	13-16	.448	61.0	62.6
Hawaii	Vince Goo	6-12	.333	54.7	60.3	8-20	.286	57.9	62.8
Boise State	Jen Warden	5-13	.278	59.6	66.9	9-20	.310	62.2	69.2
Nevada	Kim Gervasoni	2-16	.111	59.0	74.3	3-26	.103	59.1	72.0

2004-05

Team	Coach	WAC Games				All Games			
		W-L	Pct.	Off.	Def.	W-L	Pct.	Off.	Def.
Louisiana Tech	Kurt Budke	14-4	.778	75.9	63.7	20-10	.667	73.1	66.4
Rice	Cristy McKinney	14-4	.778	68.4	62.0	24-9	.727	67.5	61.9
Tulsa	K. McConnell-Miller	11-7	.611	70.3	66.6	19-11	.633	68.8	65.0
Fresno State	Johnson-Klein/Wiggins	10-8	.556	67.9	63.9	20-11	.646	67.9	62.2
SMU	Rhonda Rompola	10-8	.556	63.6	61.6	19-11	.633	64.5	59.8
San Jose State	Janice Richard	10-8	.556	60.8	62.0	18-12	.600	61.3	61.0
Hawaii	Jim Bolla	7-11	.389	59.4	62.6	11-15	.423	60.5	62.7
UTEP	Keitha Green	7-11	.389	62.3	66.6	12-17	.414	61.0	63.5
Boise State	Jen Warden	4-14	.222	57.2	64.5	10-19	.345	59.6	62.2
Nevada	Kim Gervasoni	3-15	.167	58.0	70.5	8-22	.267	59.6	68.2

2005-06

Team	Coach	WAC Games				All Games			
		W-L	Pct.	Off.	Def.	W-L	Pct.	Off.	Def.
Louisiana Tech	Chris Long	15-1	.938	73.2	56.2	26-5	.839	72.9	60.7
Fresno State	Adrian Wiggins	14-2	.875	69.9	56.4	24-8	.750	70.1	60.2
Hawaii	Jim Bolla	9-7	.563	66.0	66.9	18-10	.643	67.1	66.2
San Jose State	Janice Richard	8-8	.500	57.5	60.4	13-15	.464	61.1	63.8
Nevada	Kim Gervasoni	8-8	.500	57.8	61.4	13-17	.433	58.9	62.1
Boise State	Gordy Presnell	6-10	.375	64.7	63.8	15-15	.500	66.1	61.0
Idaho	Mike Divilibiss	5-11	.313	57.6	61.6	10-19	.345	61.9	62.4
New Mexico State	Darin Spence	5-11	.313	54.7	62.6	10-20	.333	56.3	63.9
Utah State	Raegan Pebley	2-14	.125	52.1	64.2	3-24	.111	55.9	67.3

2006-07

Team	Coach	WAC Games				All Games			
		W-L	Pct.	Off.	Def.	W-L	Pct.	Off.	Def.
Boise State	Gordy Presnell	12-4	.750	70.4	59.6	24-9	.727	68.9	61.0
Louisiana Tech	Chris Long	12-4	.750	68.4	59.0	17-13	.576	65.9	61.2
Nevada	Kim Gervasoni	10-6	.625	67.9	63.8	17-14	.548	67.1	66.2
Fresno State	Adrian Wiggins	9-7	.563	68.3	65.9	18-13	.581	66.0	64.0
Hawaii	Jim Bolla	9-7	.563	62.9	60.6	15-14	.517	62.8	63.1
Utah State	Raegan Pebley	7-9	.438	61.1	65.5	11-18	.379	59.6	65.4
New Mexico State	Darin Spence	6-10	.375	61.6	64.9	13-18	.419	60.7	64.2
San Jose State	Greg Lockridge	4-12	.250	55.9	66.7	5-27	.156	58.4	69.6
Idaho	Mike Divilibiss	3-13	.188	62.9	73.5	6-22	.214	62.2	74.1

2007-08

Team	Coach	WAC Games			All Games		
		W-L	Pct.	Off. Def.	W-L	Pct.	Off. Def.
Boise State	Gordy Presnell	14-2	.875	74.6 64.9	24-8	.750	72.8 65.8
*Fresno State	Adrian Wiggins	14-2	.875	72.9 59.4	22-11	.667	72.1 65.5
New Mexico State	Darin Spence	11-5	.688	69.3 62.9	23-9	.719	67.8 62.3
Nevada	Kim Gervasoni	9-7	.563	68.5 66.9	18-12	.600	68.1 65.4
Louisiana Tech	Chris Long	9-7	.563	67.4 63.6	16-15	.516	68.4 65.5
Hawai'i	Jim Bolla	6-10	.375	63.1 65.2	12-18	.400	64.1 66.4
Utah State	Raegen Pebley	5-11	.313	56.4 64.3	9-20	.310	58.4 64.0
Idaho	Mike Divilibiss	3-13	.188	54.4 66.2	4-25	.138	54.0 67.5
San Jose State	Pam DeCosta	1-15	.063	58.6 71.8	3-28	.097	59.6 71.6

*vacated regular-season title

2008-09

Team	Coach	WAC Games			All Games		
		W-L	Pct.	Off. Def.	W-L	Pct.	Off. Def.
Fresno State	Adrian Wiggins	12-4	.750	67.2 56.3	24-9	.727	68.2 60.1
Louisiana Tech	Long/Weatherspoon	12-4	.750	69.9 62.6	21-13	.618	69.3 62.4
Nevada	Jane Albright	10-6	.625	62.8 56.6	18-14	.563	63.1 61.1
Idaho	Jon Newlee	10-6	.625	60.2 57.0	13-15	.464	58.9 59.5
Boise State	Gordy Presnell	9-7	.563	60.1 60.9	16-15	.516	61.7 62.8
Utah State	Raegen Pebley	9-7	.563	61.8 59.2	16-15	.516	58.3 57.9
New Mexico State	Darin Spence	5-11	.313	59.5 64.5	9-22	.290	60.8 67.4
Hawai'i	Bolla/Charity	4-12	.250	56.2 65.7	8-23	.258	57.5 65.9
San Jose State	Pam DeCosta	1-15	.063	50.6 65.6	2-28	.067	52.2 69.9

2009-10

Team	Coach	WAC Games			All Games		
		W-L	Pct.	Off. Def.	W-L	Pct.	Off. Def.
Fresno State	Adrian Wiggins	16-0	1.000	76.4 58.0	27-7	.794	72.9 60.8
Louisiana Tech	Teresa Weatherspoon	11-5	.688	71.8 63.8	23-9	.719	73.8 64.7
Nevada	Jane Albright	10-6	.625	65.1 61.3	17-16	.515	63.2 62.5
Boise State	Gordy Presnell	8-8	.500	69.6 68.6	19-12	.613	70.4 67.1
New Mexico State	Darin Spence	8-8	.500	66.8 63.1	18-14	.563	68.4 64.9
Idaho	Jon Newlee	8-8	.500	62.2 64.7	11-20	.355	60.3 65.9
Utah State	Raegen Pebley	5-11	.313	57.8 63.3	13-17	.433	58.9 60.1
Hawai'i	Dana Takahara-Dias	4-12	.250	60.9 69.2	10-20	.333	60.5 70.3
San Jose State	Pam DeCosta	2-14	.125	51.8 70.4	6-23	.207	56.6 71.2

NON-CONFERENCE RECORDS

Year	W	L	PCT
1990-91	50	57	.467
1991-92	60	43	.583
1992-93	59	35	.628
1993-94	43	51	.457
1994-95	60	52	.535
1995-96	61	38	.616
1996-97	94	71	.570
1997-98	107	89	.546
1998-99	104	96	.520
1999-00	48	55	.466
2000-01	54	50	.519
2001-02	47	49	.490
2002-03	57	48	.528
2003-04	55	55	.500
2004-05	62	33	.653
2005-06	48	51	.485
2006-07	45	66	.405
2007-08	51	64	.443
2008-09	46	72	.390
2009-10	65	55	.542
Totals	1216	1130	.518

(Regular-season games only)

ALL-TIME COMPOSITE STANDINGS

WAC	W	L	PCT	OVERALL	W	L	PCT
Creighton*	24	2	.923	Creighton*	50	11	.820
Louisiana Tech	123	27	.820	Louisiana Tech	208	76	.732
Utah\$	99	27	.786	Utah\$	184	76	.708
Rice	106	40	.685	Rice+	179	94	.656
San Diego State\$	83	43	.659	San Diego State\$	161	94	.631
SMU+	89	57	.610	Colorado State\$	165	97	.630
Colorado State\$	71	55	.563	SMU+	159	109	.593
Hawai'i	125	101	.553	TCU!	83	63	.568
Brigham Young\$	67	59	.532	Hawai'i	229	181	.559
TCU!	38	36	.514	Fresno State	282	255	.525
Fresno State	142	140	.504	Boise State	127	119	.516
Boise State	69	83	.454	Brigham Young\$	128	128	.500
Wyoming\$	57	69	.452	Wyoming\$	116	129	.473
Tulsa+	66	80	.452	New Mexico State	73	83	.468
New Mexico State	35	45	.438	Nevada	129	169	.433
Nevada	68	98	.410	Tulsa+	112	147	.432
Idaho	29	51	.363	New Mexico\$	96	134	.417
New Mexico\$	42	72	.368	UTEP#	164	249	.397
Utah State	28	52	.350	Utah State	52	94	.356
UTEP#	78	152	.339	San Jose State	131	272	.325
UNLV%	12	31	.279	UNLV%	25	57	.305
San Jose State	66	171	.278	Idaho	44	101	.303
Air Force%	1	43	.023	Air Force%	14	64	.179

*WAC Affiliate 1990-92 %WAC Member 1996-99 \$WAC Member 1990-99 !WAC Member 1996-01 +WAC Member 1996-04 #WAC Member 1991-04

WAC ATTENDANCE RECORDS

HOME ATTENDANCE RECORDS

Attendance	Game	Date
1. 18,018	UTEP at New Mexico	Jan. 23, 1999
2. 17,213	Utah at New Mexico	Feb. 4, 1997
3. 16,087	Utah at New Mexico	Feb. 27, 1999
4. 13,147	TCU at New Mexico	Feb. 21, 1998
5. 12,187	Brigham Young at Utah	Feb. 26, 1993
6. 11,677	Hawai'i at New Mexico	Feb. 7, 1999
7. 11,213	Drake at New Mexico	March 17, 1999
8. 11,174	Wyoming at New Mexico	Jan. 11, 1998
9. 10,696	Wyoming at New Mexico	Feb. 24, 1996
10. 10,426	Colorado State at New Mexico	March 9, 1996
11. 9,254	Pepperdine at New Mexico	March 12, 1999
12. 8,893	Hawai'i at New Mexico	Feb. 28, 1997
13. 8,875	Wyoming at Colorado State	Feb. 20, 1999
14. 8,741	SW Missouri State at Colorado State	March 14, 1999
8,741	CS Northridge at Colorado State	March 12, 1999
16. 8,622	Wyoming at Colorado State	March 1, 1996
17. 8,356	Washington at New Mexico	March 14, 1999
18. 8,031	Brigham Young at Utah	Jan. 10, 1997
19. 7,322	Northern Arizona at New Mexico	Nov. 14, 1998
20. 7,262	Tennessee at TCU	Nov. 27, 2000
21. 7,136	SMU at Colorado State	Feb. 14, 1999
22. 7,123	Brigham Young at New Mexico	Feb. 25, 1999
23. 7,103	Brigham Young at UTEP	Feb. 11, 1993
24. 7,042	Pepperdine at Fresno State	Nov. 19, 2004
25. 6,836	Tennessee at Louisiana Tech	Dec. 4, 2002
26. 6,785	UCLA at Fresno State	Dec. 11, 2004
27. 6,612	Tennessee at Louisiana Tech	Dec. 15, 2004
28. 6,569	Idaho at Boise State	March 7, 2009
29. 6,369	SMU at TCU	March 3, 2001
30. 6,348	Tennessee at Louisiana Tech	Nov. 28, 2006
31. 6,258	Brigham Young at New Mexico	Jan. 31, 1998
32. 6,194	New Mexico State at New Mexico	Dec. 12, 1998
33. 6,192	SMU at Hawai'i	Feb. 14, 1998
34. 6,171	Nevada at Fresno State	Feb. 26, 2005
35. 6,138	Rice at Louisiana Tech	March 4, 2004
36. 6,050	Wichita State at New Mexico	Nov. 21, 1998
37. 5,817	Rice at Louisiana Tech	Jan. 26, 2002
38. 5,738	UNLV at Colorado State	Jan. 30, 1999
39. 5,539	LSU at Louisiana Tech	Dec. 16, 2007
40. 5,533	Rutgers at Colorado State	Nov. 20, 1998
41. 5,409	Texas Tech at New Mexico	Dec. 20, 1997
42. 5,348	Brigham Young at Utah	Jan. 31, 1992
43. 5,281	UNLV at New Mexico	Feb. 15, 1998
44. 5,237	Nevada at Fresno State	Feb. 28, 2004
45. 5,221	Fresno State at Colorado State	Feb. 3, 1996
46. 5,169	Rice at Fresno State	Feb. 21, 2004
47. 5,045	Texas at TCU	Dec. 28, 2000
48. 5,041	San Jose State at New Mexico	Jan. 16, 1999
49. 5,033	TCU at Colorado State	Feb. 11, 1999
50. 5,028	Idaho at Louisiana Tech	Jan. 30, 2010



Four of the top 50 WAC attendances have come at Fresno State's Save Mart Center, including the 7,042 fans that saw the Bulldogs take on Pepperdine on Nov. 19, 2004.

WAC YEARLY HOME ATTENDANCE

Year	Teams	G	Total	Average
1990-91*	6	78	32,670	545
1991-92*	7	98	62,279	636
1992-93#	7	88	70,668	803
1993-94	8	101	64,904	643
1994-95	8	103	64,335	624
1995-96	8	100	111,306	1,113
1996-97	16	205	218,780	1,067
1997-98	16	220	284,623	1,293
1998-99	16	221	407,068	1,842
1999-00	8	114	109,303	959
2000-01	9	138	160,492	1,163
2001-02	10	138	158,040	1,145
2002-03	10	138	190,274	1,379
2003-04	10	138	215,789	1,564
2004-05	10	140	204,257	1,459
2005-06	9	123	152,995	1,244
2006-07	9	123	131,084	1,066
2007-08	9	133	161,382	1,213
2008-09	9	135	162,973	1,207
2009-10	9	135	179,221	1,328

*No records kept for UTEP

#No records kept for Fresno State



Tennessee playing in Ruston against Louisiana Tech has drawn more than 6,000 three times, including 6,836 on Dec. 4, 2002.

BOISE STATE • FRESNO STATE • HAWAII • IDAHO • LOUISIANA TECH • NEVADA • NEW MEXICO STATE • NEVADA • SAN JOSE STATE • UTAH STATE



Louisiana Tech's Shanavia Dowdell was named WAC Player of the Year for the second year in a row in 2009-10.

PLAYER OF THE YEAR

1990-91	Kieishsha Ganes, San Diego State
1991-92	Kathy Halligan, Creighton
1992-93	Mikki Kane-Barton, Utah
1993-94	Amy Burnett, Wyoming
1994-95	Amy Burnett, Wyoming
	Christina Murguia, San Diego State
1995-96	Amber McEwen, Utah
1996-97	Becky Hammon, Colorado State (Pacific)
	Julie Krommenhoek, Utah (Mountain)
1997-98	Nani Cockett, Hawai'i (Pacific)
	Becky Hammon, Colorado State (Mountain)
1998-99	Raylene Howard, Hawai'i (Pacific)
	Becky Hammon, Colorado State (Mountain)
1999-00	Raylene Howard, Hawai'i
	Karlin Kennedy, SMU
2000-01	D-dra Rucker, SMU
2001-02	Cheryl Ford, Louisiana Tech
2002-03	Cheryl Ford, Louisiana Tech
2003-04	Amisha Carter, Louisiana Tech
2004-05	Tasha Williams, Louisiana Tech
2005-06	Mirenda Swearingin, Fresno State
2006-07	Shan Moore, Louisiana Tech
2007-08	Tierre Wilson, Fresno State
2008-09	Shanavia Dowdell, Louisiana Tech
2009-10	Shanavia Dowdell, Louisiana Tech

DEFENSIVE PLAYER OF THE YEAR

2007-08	Delena Criner, Nevada
2008-09	Dellena Criner, Nevada
2009-10	Jaleesa Ross, Fresno State

FRESHMAN OF THE YEAR

1990-91	Shannon Struby, Creighton
1991-92	Debbie Dimond, BYU
1992-93	Staci Oddo, Fresno State
1993-94	Kiana Taylor, UTEP
1994-95	Julie Krommenhoek, Utah
1995-96	Becky Hammon, Colorado State
1996-97	Raylene Howard, UH (Pacific)
	Marla Brumfield, Rice
	Karlin Kennedy, SMU (Mountain)
1997-98	Jill Sutton, TCU (Pacific)
	Heather Haanen, Colorado State (Mountain)
1998-99	Erin Gibbons, Utah (Pacific)
	Linda Froehlich, UNLV (Mountain)
1999-00	Amy Pack, UTEP
2000-01	April Atuaia, Hawai'i
2001-02	Aritta Lane, Fresno State
	Erica Taylor, Louisiana Tech
2002-03	Jamie Hawkins, Boise State

NEWCOMER OF THE YEAR

2003-04	Jillian Robbins, Tulsa
2004-05	Janielle Dodds, SMU
2005-06	Brandi Fitzgerald, Nevada
2006-07	Katie Madison, Idaho
2007-08	Jaleesa Ross, Fresno State
2008-09	Derisa Taleni, Idaho
2009-10	Tahnee Robinson, Nevada

COACH OF THE YEAR

1990-91	Bruce Rasmussen, Creighton
1991-92	Bruce Rasmussen, Creighton
1992-93	Jeanie Wilson, Brigham Young
1993-94	Beth Burns, San Diego State
1994-95	Beth Burns, San Diego State
1995-96	Greg Williams, Colorado State



Nevada's Tahnee Robinson was named WAC Newcomer of the Year in 2009-10 after ranking third in the conference in WAC play in scoring with 17.8 points per game.



Fresno State head coach Adrian Wiggins earned his second WAC Coach of the Year award last season after leading his team to an undefeated record in WAC play.

1996-97	Beth Burns, San Diego State (Pacific)
	Elaine Elliott, Utah (Mountain)
1997-98	Vince Goo, Hawai'i (Pacific)
	Elaine Elliott, Utah (Mountain)
	Sandra Rushing, UTEP (Mountain)
1998-99	Elaine Elliott, Utah (Pacific)
	Tom Collen, Colorado State (Mountain)
1999-00	Kathy McConnell-Miller, Tulsa
2000-01	Jeff Mittie, TCU
2001-02	Janice Richard, San Jose State
2002-03	Kurt Budke, Louisiana Tech
2003-04	Kurt Budke, Louisiana Tech
2004-05	Cristy McKinney, Rice
2005-06	Chris Long, Louisiana Tech
2006-07	Gordy Presnell, Boise State
2007-08	Adrian Wiggins, Fresno State
2008-09	Jon Newlee, Idaho
2009-10	Adrian Wiggins, Fresno State

JOE KEARNEY AWARD

(Awarded to the WAC's Athlete of the Year for any sport since 1992)

1993	Mikki Kane-Barton, Utah
------	-------------------------

STAN BATES AWARD

(Awarded to the WAC's Scholar-Athlete of the Year for any sport since 1981)

1995	Amy Burnett, Wyoming
1996	Teresa James, Colorado State

ALL-WAC TEAMS

1990-91

FIRST TEAM

Kieishsha Garnes, San Diego State
Kathy Halligan, Creighton
Mikki Kane, Utah
Karen Alcorn, Utah
Holly Russ, UTEP

SECOND TEAM

Marie Kauffman, Wyoming
Shannon Struby, Creighton
Melissa Sanford, Creighton
Amy Spencer, Creighton
Tanya Zachary, Utah

1991-92

FIRST TEAM

Kieishsha Garnes, San Diego State
Kathy Halligan, Creighton
Mikki Kane, Utah
Shannon Struby, Creighton
Kim Talbot, Brigham Young

SECOND TEAM

Karen Alcorn, Utah
Marie Kauffman, Wyoming
Melissa Sanford, Creighton
Falisha Wright, San Diego State
Tanya Zachary, Utah

1992-93

FIRST TEAM

Amy Burnett, Wyoming
Debbie Dimond, Brigham Young
Scarlett Gustin, Wyoming
Mikki Kane-Barton, Utah
Thais Kidd, Brigham Young
Monica Ramirez, UTEP
Susana Tauteoli, Utah
Shenita Waddell, UTEP
Falisha Wright, San Diego State
Tomika Young, Brigham Young

HONORABLE MENTION

Tammie Beckley, Fresno State
Becky Bissell, New Mexico
Debbie Carson, Colorado State
Teresa James, Colorado State
Keleigh Logan, Colorado State
Staci Oddo, Fresno State
Michelle Suman, San Diego State
Suzanne Zahasky, Fresno State

1993-94

FIRST TEAM

Amy Burnett, Wyoming
Debbie Dimond, Brigham Young
Sorri Epps, San Diego State
Andrea Herold, Utah
Teresa James, Colorado State
Rachelle Johnson, San Diego State
Kari Jorgensen, Fresno State
Monica Ramirez, UTEP
Behka Stafford, Brigham Young
Falisha Wright, San Diego State

HONORABLE MENTION

Heidi Harris, New Mexico
Kim Hill, Utah
Thais Kidd, Brigham Young
Anna Knight, Wyoming
Christina Murguia, San Diego State
Staci Oddo, Fresno State
Misty Smith, Colorado State
Michelle Suman, San Diego State
Suzanne Zahasky, Fresno State

1994-95

FIRST TEAM

Amy Burnett, Wyoming
Debbie Dimond, Brigham Young
Teresa James, Colorado State

Kari Jorgensen, Fresno State
Julie Krommenhoek, Utah
Amber McEwen, Utah
Christina Murguia, San Diego State
Behka Stafford, Brigham Young
Michelle Suman, San Diego State
Falisha Wright, San Diego State

HONORABLE MENTION

Tracy Aldridge, New Mexico
Dee Dee Dominguez, Colorado State
Andrea Herold, Utah
Tanisha Huddleston, Fresno State
Thais Kidd, Brigham Young
Terri Pedregon, UTEP
Jessica Thompson, Wyoming
Lakeysa Wright, San Diego State

1995-96

FIRST TEAM

Jessica Cross, Wyoming
Kari Gallup, Brigham Young
Abby Garchek, New Mexico
Becky Hammon, Colorado State
Teresa James, Colorado State
Tameka Johnson, San Diego State
Jullie Krommenhoek, Utah
Amber McEwen, Utah
Jodi Nowlin, San Diego State
Tamika Stukes, New Mexico

HONORABLE MENTION

Kim Anderson, Brigham Young
Corry Carter, Fresno State
Katie Cronin, Colorado State
Olivia DiCamilli, San Diego State
Dee Dee Dominguez, Colorado State
Chrissy Ingalls, Wyoming
Staci Oddo, Fresno State
Kiana Taylor, UTEP

1996-97

FIRST TEAM

Pacific Division
Nani Cockett, Hawai'i
Katie Cronin, Colorado State
Becky Hammon, Colorado State
Kendis Keeburg, Hawai'i
Jodi Nowlin-Tres, San Diego State

Mountain Division

Kim Brandl, SMU
Kari Gallup, Brigham Young
Abby Garchek, New Mexico
Julie Krommenhoek, Utah
Emma Wilson, TCU

SECOND TEAM

Pacific Division
Jessica Cross, Wyoming
Olivia DiCamilli, San Diego State
BJ Itoman, Hawai'i
Courtney Stapp, Wyoming
Janean Young, Fresno State

Mountain Division

Marla Brunfield, Rice
Jessica Garcia, Rice
Karlin Kennedy, SMU
Hilary King-Noel, Utah
Jill Lewis, UTEP

1997-98

FIRST TEAM

Pacific Division
Marla Brunfield, Rice
Nani Cockett, Hawai'i
Kirra Jordan, Rice
Karlin Kennedy, SMU
Kylie Page, Hawai'i

Mountain Division

Alli Bills, Utah
Katie Cronin, Colorado State
Abby Garchek, New Mexico
Becky Hammon, Colorado State
Julie Krommenhoek, Utah

SECOND TEAM

Pacific Division
Karen Blair, SMU
Claudia Brassard, SMU
Raylene Howard, Hawai'i
BJ Itoman, Hawai'i
Jill Sutton, TCU

Mountain Division

Kanequa Chancellor, UTEP
Kari Gallup, Brigham Young
Courtney Stapp, Wyoming
Tamika Stukes, New Mexico
Kiana Taylor, UTEP

1998-99

FIRST TEAM

Pacific Division
Raylene Howard, Hawai'i
BJ Itoman, Hawai'i
Katie Kern, New Mexico
Kristi Lattin, UTEP
Lori Red, Utah

Mountain Division

Claudia Brassard, SMU
Katie Cronin, Colorado State
Linda Froehlich, UNLV
Becky Hammon, Colorado State
Karlin Kennedy, SMU

SECOND TEAM

Pacific Division
Jill Adams, Brigham Young
Erin Gibbons, Utah
Tiffany Lewis, Fresno State
Mirenda Sanchez, New Mexico
Cady Williams, Brigham Young

Mountain Division

Carrie Bacon, Wyoming
Marla Brumfield, Rice
Heather Haanen, Colorado State
Amy Sutton, TCU
Jill Sutton, TCU

1999-2000

FIRST TEAM

Marla Brumfield, Rice
Kylie Galloway, Hawai'i
Raylene Howard, Hawai'i
Karlin Kennedy, SMU
D-dra Rucker, SMU

SECOND TEAM

Kirra Jordan, Rice
Tiffany Lewis, FS
Lila Osceola, Tulsa
Amy Pack, UTEP
Kasie Pittman, Tulsa

2000-01

FIRST TEAM

Crystal Lee, Hawai'i
Lindsay Logan, Fresno State
Amy Pack, UTEP
D-dra Rucker, SMU
Kate Smith, Nevada

SECOND TEAM

Leela Farr, Tulsa
Kylie Galloway, Hawai'i
Kati Safaritova, TCU
Jill Sutton, TCU
Omologo Udeze, Fresno State

2001-02

FIRST TEAM

Leela Farr, Tulsa
Cheryl Ford, Louisiana Tech
Kate Smith, Nevada
Ayana Walker, Louisiana Tech
Cricket Williams, San Jose State

SECOND TEAM

Janka Gabrielova, Hawai'i
Lindsay Logan, Fresno State
Kimya Murray, UTEP
Carla Morrow, Tulsa
Amber Obaze, Louisiana Tech

2002-03

FIRST TEAM

Allison Curtin, Tulsa
Cheryl Ford, Louisiana Tech
Trina Frierson, Louisiana Tech
Johnetta Hayes, Rice
Cricket Williams, San Jose State

SECOND TEAM

Laura Ingham, Nevada
Amber Obaze, Louisiana Tech
Erica Taylor, Louisiana Tech
Omologo Udeze, Fresno State
Dragana Zoric, UTEP

2003-04

FIRST TEAM

Jade Abele, Hawai'i
Amisha Carter, Louisiana Tech
Trina Frierson, Louisiana Tech
Lauren Neaves, Rice
Jillian Robbins, Tulsa

SECOND TEAM

Lindsey Maynard, Rice
Amber Obaze, Louisiana Tech
Erica Taylor, Louisiana Tech
Cricket Williams, San Jose State
Vaide Zagurskyte, UTEP

2004-05

FIRST TEAM

Lamisha Augustine, San Jose State
Janielle Dodds, SMU
Amy Parrish, Fresno State
Jillian Robbins, Tulsa
Tasha Williams, Louisiana Tech

SECOND TEAM

Lakiste Barkus, Louisiana Tech
Amber Jackson, San Jose State
Lauren Neaves, Rice
Amy Sanders, Hawai'i
Michelle Woods, Rice

2005-06

FIRST TEAM

Lamisha Augustine, San Jose State
Amber Jackson, San Jose State
Amy Parrish, Fresno State
Mirenda Swearingin, Fresno State
Tasha Williams, Louisiana Tech

SECOND TEAM

Emily Faurholt, Idaho
Leilani Mitchell, Idaho
Shan Moore, Louisiana Tech
Ty Moore, Louisiana Tech
Aarica Ray-Boyd, Louisiana Tech

2006-07

FIRST TEAM

Dellena Criner, Nevada
Shan Moore, Louisiana Tech
Ty Moore, Louisiana Tech
Tanya Smith, Hawai'i
Jessica Thompson, Boise State

SECOND TEAM

Traci Graham, Nevada
Michelle Hessing, Boise State
Katie Madison, Idaho
Sherell Neal, New Mexico State
Tierre Wilson, Fresno State

2007-08

FIRST TEAM

Dellena Criner, Nevada
Tasha Harris, Boise State
Sherell Neal, New Mexico State
JoKeirra Sneed, Louisiana Tech
Tierre Wilson, Fresno State

SECOND TEAM

Anikia Jawara, New Mexico State
Katie Madison, Idaho
Jaleesa Ross, Fresno State
Tanya Smith, Hawai'i
Jessica Thompson, Boise State

2008-09

FIRST TEAM

Dellena Criner, Nevada
Shanavia Dowdell, Louisiana Tech
Adrienne Johnson, Louisiana Tech
Jaleesa Ross, Fresno State
Danyelle Snelgro, Utah State

SECOND TEAM

Hayley Munro, Fresno State
Yinka Olorunnife, Idaho
Ana Pares, Utah State
Madison Spence, New Mexico State
Derisa Taleni, Idaho

2009-10

FIRST TEAM

Shanavia Dowdell, Louisiana Tech
Tasha Harris, Boise State
Adrienne Johnson, Louisiana Tech
Tahnee Robinson, Nevada
Jaleesa Ross, Fresno State

SECOND TEAM

Crystal Boyd, New Mexico State
Rachele Kloke, Idaho
Shavon Moore, Nevada
Hayley Munro, Fresno State
Amber White, Utah State

ALL-DEFENSIVE TEAM

1995-96

Dee Dee Dominguez, Colorado State
Amber McEwen, Utah
Jodi Nowlin, San Diego State
Edna Rodriguez, San Diego State
Tamika Stukes, New Mexico

1996-97

Pacific Division

Nani Cockett, Hawai'i
Shaneya Harris, San Diego State
BJ Itoman, Hawai'i
Jodi Nowlin-Tres, San Diego State
Sandy Wright, San Diego State

Mountain Division

Alli Bills, Utah
Marla Brumfield, Rice
Hilary King-Noel, Utah
Jill Lewis, UTEP
Tamika Stukes, New Mexico

1997-98

Pacific Division

Nani Cockett, Hawai'i
BJ Itoman, Hawai'i
Nici Johnson, SMU

Charonda Wilson, Rice
Janee Young, Fresno State

Mountain Division

Brenda Atwater, UTEP
Alli Bills, Utah
Sara Farmer, Colorado State
Julie Krommenhoek, Utah
Tamika Stukes, New Mexico

1998-99

Pacific Division

Amanda Covington, Brigham Young
BJ Itoman, Hawai'i
Katie Kern, New Mexico
Kristi Lattin, UTEP
Shannon Lee, San Diego State
Kristi Rose, Utah

Mountain Division

Marla Brumfield, Rice
Tammy Goyne, Tulsa
Karlin Kennedy, SMU
Roxanne Manning, Colorado State
Charonda Wilson, Rice

1999-2000

Marla Brumfield, Rice
Tammy Goyne, Tulsa
Tiffany Lewis, Fresno State
D-dra Rucker, SMU
Kim Smallwood, Rice

2000-01

Kylie Galloway, Hawai'i
Christina Mata, UTEP
Daneesh McIntosh, Rice
D-dra Rucker, SMU
Tiffany Simon, Fresno State

2001-02

Carla Morrow, Tulsa
Kimya Murray, UTEP
Amber Obaze, Louisiana Tech
Essence Perry, Louisiana Tech
Ayana Walker, Louisiana Tech

2002-03

Laura Ingham, Fresno State
Kim Lawson, Rice
Amber Obaze, Louisiana Tech
Tiffany Simon, Fresno State
Erica Taylor, Louisiana Tech

2003-04

Amisha Carter, Louisiana Tech
Amber Obaze, Louisiana Tech
Lauren Neaves, Rice
Jillian Robbins, Tulsa
Erica Taylor, Louisiana Tech

2004-05

Lakiste Barkus, Louisiana Tech
Krystal Frazier, Rice
Lauren Neaves, Rice
Jillian Robbins, Tulsa
Tasha Williams, Louisiana Tech

2005-06

Lamisha Augustine, San Jose State
Brittany Grice, Hawai'i
Leilani Mitchell, Idaho
Jasmine Plummer, Fresno State
Tasha Williams, Louisiana Tech

2006-07

Amber Metoyer, Louisiana Tech
Dellena Criner, Nevada
Brittany Grice, Hawai'i
Ty Moore, Louisiana Tech
Sherell Neal, New Mexico State

2007-08

Dellena Criner, Nevada
Cherlanda Franklin, Nevada
Tasha Harris, Boise State
Sherell Neal, New Mexico State
Tanya Smith, Hawai'i

2008-09

Dellena Criner, Nevada
Jenna Galassi, Boise State
Adrienne Johnson, Louisiana Tech
Yinka Olorunnife, Idaho
Danyelle Snelgro, Utah State

2009-10

Alice Coddington, Utah State
Shanavia Dowdell, Louisiana Tech
Adrienne Johnson, Louisiana Tech
Shavon Moore, Nevada
Jaleesa Ross, Fresno State

ALL-NEWCOMER TEAM

1995-96

Katie Cronin, Colorado State
Becky Hammon, Colorado State
Chrissy Ingalls, Wyoming
Tameka Johnson, San Diego State
Katie Kern, New Mexico

1996-97

Pacific Division

Shaneya Harris, San Diego State
Raylene Howard, Hawai'i
Jacque Johnson, Colorado State
Deidra Rucker, San Diego State
Janee Young, Fresno State

Mountain Division

Jill Adams, Brigham Young
Marla Brumfield, Rice
Karlin Kennedy, SMU
Lila Osceola, Tulsa
Sonya Bryant, New Mexico

1997-98

Pacific Division

Amanda Baker, Fresno State
Leela Farr, Tulsa
Alyssa Fredrick, San Diego State
Kylie Page, Hawai'i
Jill Sutton, TCU

Mountain Division

Brenda Atwater, UTEP
Angela Burgess, Brigham Young
Amanda Covington, Brigham Young
Heather Haanen, Colorado State
Jennifer Williams, New Mexico

1998-99

Pacific Division

Lauren Beckman, Utah
Erin Gibbons, Utah
Crisy Loiselle, New Mexico
Claire Swinbank, San Diego State
Cady Williams, Brigham Young

Mountain Division

Carrie Bacon, Wyoming
Linda Froehlich, UNLV
Diamond Jackson, TCU
Roxanne Manning, Colorado State
Kim Smallwood, Rice

1999-2000

Kim Lawson, Rice
Lindsay Logan, Fresno State
Amy Pack, UTEP
D-dra Rucker, SMU
Janice Thomas, TCU

2000-01

April Atuaia, Hawai'i
Candace Brewer, Tulsa
Andrea Cossey, SMU
Janka Gabrielova, Hawai'i
Kati Safaritova, TCU

2001-02

Aritta Lane, Fresno State
Erica Taylor, Louisiana Tech
Elisa Inman, Rice
Kimya Murray, UTEP
Alyssa Shriver, Tulsa

2002-03

Allison Curtin, Tulsa
Sarah Davis, SMU
Kia Dowell, UTEP
Jamie Hawkins, Boise State
Vaida Zagurskyte, UTEP

ALL-FRESHMAN TEAM

2003-04

Michelle Hessing, Boise State
Lauren Neaves, Rice
Charnette Phelps, UTEP
Jillian Robbins, Tulsa
Janevia Taylor, Hawai'i

2004-05

Janielle Dodds, SMU
Tasha Harris, Boise State
Amber Jackson, San Jose State
Meghan McGuire, Nevada
Shalana Taylor, UTEP

2005-06

Dellena Criner, Nevada
Brandi Fitzgerald, Nevada
Eboni Mangum, Louisiana Tech
Danyelle Snelgro, Utah State
Jessica Thompson, Boise State

2006-07

Shanavia Dowdell, Louisiana Tech
Marianne Lombardi, Nevada
Katie Madison, Idaho
Charlotte Otero, Idaho
Brittany Powell, San Jose State

2007-08

Hayley Munro, Fresno State
Yinka Olorunnife, Idaho
Jaleesa Ross, Fresno State
Madison Spence, New Mexico State
Tarkeisha Wysinger, Louisiana Tech

2008-09

Shaena-Lyn Kuehu, Idaho
Heather Pilcher, Boise State
Kaitlyn Soto, New Mexico State
Courtney VanBrocklin, Boise State
Tabytha Wampler, New Mexico State

2009-10

Banna Diop, Utah State
Lauren Lenhardt, Boise State
Julia Marshall, Boise State
Rosie Moulton, Fresno State
Camila Rosen, New Mexico State

ACADEMIC ALL-WAC

1990-91

Brenda Alcorn, Utah
Melanee Brooks-McQueen, Utah
Kathy Halligan, Creighton
Mindy Hendrickson, Creighton
Marie Kauffman, Wyoming
Yvette Plumlee, Wyoming
Lisa Rathbun, Brigham Young
Becky Strathman, Creighton

1991-92

Amy Clark, New Mexico
Sherri Fulton, Wyoming
Amberli Gustin-Nelson, Brigham Young
Kathy Halligan, Creighton
Mindy Hendrickson, Creighton
Marie Kauffman, Wyoming
Anna Knight, Wyoming
Stacey Lund, Wyoming
Ronica Martinez, New Mexico
Sara Meadows, Colorado State
Michelle Miles, San Diego State
Lisa Rathbun, Brigham Young
Becky Strathman, Creighton
Lisa White, Brigham Young
Terri Worden, New Mexico

1992-93

Becky Bissell, New Mexico
Amy Burnett, Wyoming
Jessica Cunningham, New Mexico
Cassandra Fielder, New Mexico
Kristi Fulton, Fresno State
Scarlett Gustin, Wyoming
Heidi Harris, New Mexico
Thais Kidd, Brigham Young
Anna Knight, Wyoming
Amy McConnell, San Diego State
Sara Meadows, Colorado State
Terri Pedregon, UTEP
Jeanine Utley, Brigham Young
Susan Will, Fresno State
Suzanne Zahasky, Fresno State

1993-94

Angie Bandy, Utah
Kristi Brown, Wyoming
Amy Burnett, Wyoming
Susan Conlan, Fresno State
Jessica Cunningham, New Mexico
Kristi Fulton, Fresno State
Heidi Harris, New Mexico
Teresa James, Colorado State
Rachelle Johnson, San Diego State
Holly Julian, Fresno State
Thais Kidd, Brigham Young
Anna Knight, Wyoming
Ronica Martinez, New Mexico
Sara Meadows, Colorado State
Amberli Nelson, Brigham Young
Staci Oddo, Fresno State
Mia Palkie, Utah
Terry Pedregon, UTEP
Mariann Sjtun, Fresno State
Wendy Wormal, Colorado State
Suzanne Zahasky, Fresno State

1994-95

Amy Burnett, Wyoming
Debbie Dimond, Brigham Young
Teresa James, Colorado State
Kari Jorgensen, Fresno State

Julie Krommenhoek, Utah
Amber McEwen, Utah
Christina Murguia, San Diego State
Behka Stafford, Brigham Young
Michelle Suman, San Diego State
Falisha Wright, San Diego State

1995-96

Amy Alcorn, Utah
Michelle Anderson, Fresno State
Brenda Brunner, Colorado State
Lynn Collins, Fresno State
Jessica Cross, Wyoming
Casey Crouch, Wyoming
Cindy Davis, Utah
Olivia DiCamilli, San Diego State
Angie Donahue, Utah
Laura Fowler, Utah
Kari Gallup, Brigham Young
Robin Hamilton, Colorado State
Teresa James, Colorado State
Connie Krueger, Fresno State
Hilary Noel, Utah
Staci Oddo, Fresno State
Ann Olpin, Brigham Young
Cindy Pierce, Brigham Young
Courtney Stapp, Wyoming
Jessica Thompson, Wyoming
Wendy Wormal, Colorado State

1996-97

Amy Alcorn, Utah
Kathleen Barrett, San Jose State
Karen Blair, SMU
Kim Brandl, SMU
Claudia Brassard, SMU
Lynn Collins, Fresno State
Jesseca Cross, Wyoming
Olivia DiCamilli, San Diego State
Jessie Farias, Fresno State
Laura Fowler, Utah
Tiffany Fujimoto, Hawai'i
Kari Kaye Gallup, Brigham Young
Tammy Gates, Tulsa
Chrissy Ingalls, Wyoming
BJ Itoman, Hawai'i
Natasha Johnson, San Jose State
Katie Kern, New Mexico
Liisa Kotilainen, Hawai'i
Suzanne Koy, Rice
Connie Krueger, Fresno State
Jennifer Lazzeri, Wyoming
Kendis Leeberg, Hawai'i
Michelle Macintyre, Hawai'i
Hilary King Noel, Utah
Ann Olpin Riggs, Brigham Young
Lisa Sprod, Wyoming
Angie Thill, Utah
Jessica Thompson, Wyoming
Lisa Thueson, Utah
Rebecca Tomlin, Wyoming
Joi Turner, San Jose State
Karen Webster, UNLV
Mistee Worman, Wyoming
Jurate Zukauskaitė, San Diego State

1997-98

Amy Alcorn, Utah
Karen Blair, SMU
Claudia Brassard, SMU
Sonya Bryant, New Mexico
Jennifer Cafferty, Rice

Jodi Cory, New Mexico
Melinda Cutler, Brigham Young
Jessie Farias, Fresno State
Kari Gallup, Brigham Young
Tammy Gates, Tulsa
Maj Forsberg, Hawai'i
Kristina Hayworth, TCU
Raylene Howard, Hawai'i
BJ Itoman, Hawai'i
Katie Kern, New Mexico
Liisa Kotilainen, Hawai'i
Suzanne Koy, Rice
Connie Krueger, Fresno State
Jennifer Lazzeri, Wyoming
Tamika Louis, Fresno State
Sara Ludwig, Rice
Kylie Page, Hawai'i
Laura Paukert, Fresno State
Tamika Stukes, New Mexico
Rebecca Tomlin, Wyoming
Kveta Truchlikova, SMU
Karen Webster, UNLV
Shelby Whiting, Brigham Young
Janna Whitman, Utah

1998-99

Heather Allen, Wyoming
Kristina Anderson, Utah
Karen Blair, SMU
Claudia Brassard, SMU
Sonya Bryant, New Mexico
Jodi Cory, New Mexico
Kim Daniel, UTEP
Amy Ewert, Utah
Jessie Farias, Fresno State
Leela Farr, Tulsa
Maj Forsberg, Hawai'i
Tammy Goyne, Tulsa
Danielle Graham, Fresno State
Karena Greeny, Hawai'i
Heather Haanen, Colorado State
Nikki Heckroth, New Mexico
Rachel Hankelmann, Tulsa
Shelby Hoffman, Wyoming
Raylene Howard, Hawai'i
BJ Itoman, Hawai'i
Megan Jensen, BYU
Katie Kern, New Mexico
Suzanne Koy, Rice
Connie Krueger, Fresno State
Jennifer Lazzeri, Wyoming
Misty Meadows, TCU
Angela Modin, San Jose State
Carla Morrow, Tulsa
Charley Murray, San Diego State
Laura Paukert, Fresno State
Sara Petersen, Hawai'i
Lori Red, Utah
Jennifer Rigg, SMU
Amy Sutton, TCU
Jill Sutton, TCU
Rebecca Tomlin, Wyoming
Lindsay Van Komen, BYU
Janna Whitman, Utah
Jennifer Williams, New Mexico

1999-2000

Jenny Cafferty, Rice
Leela Farr, Tulsa
Aarika Florus, Rice
Maj Forsberg, Hawai'i
Kylie Galloway, Hawai'i

Tammy Goyne, Tulsa
Sunny Guild, UTEP
Rachel Henkelmann, Tulsa
Raylene Howard, Hawai'i
Aina Kohler, Hawai'i
Kate McMeeken-Rusco, Hawai'i
Amy Pack, UTEP
Emily Stagner, Tulsa
Amy Sutton, TCU
Jill Sutton, TCU
Omelogo Udeze, Fresno State
Heidi Walker, UTEP

2000-01

Natasja Allen, Hawai'i
Ashley Bastian, Nevada
Candice Brewer, Tulsa
Christa Brossman, Hawai'i
Andrea Cossey, SMU
Leela Farr, Tulsa
Aarika Florus, Rice
Michelle Gabriel, Hawai'i
Sunny Guild, UTEP
Becky Heidotten, Tulsa
Rachel Henkelmann, Tulsa
Kimberly Lawson, Rice
Lindsay Maynard, Rice
Amy Pack, UTEP
Amy Porter, TCU
Dainora Puida, Hawai'i
Jennifer Rigg, Rice
Christen Roper, Hawai'i
Katie Smith, Nevada
Jill Sutton, TCU
Tiffney Touten, UTEP
Omelogo Udeze, Fresno State
Heidi Walker, UTEP

2001-02

Jade Abele, Hawai'i
Ashley Bastian, Nevada
Christa Brossman, Hawai'i
Andrea Cossey, SMU
Leela Farr, Tulsa
Sunny Guild, UTEP
Becky Heidotten, Tulsa
Brooke Lassiter, Louisiana Tech
Kimberly Lawson, Rice
Kara Liggett, Rice
Lindsay Maynard, Rice
Amber Obaze, Louisiana Tech
Christa Peterson, Boise State
Jennifer Rigg, Rice
Alyssa Shriver, Tulsa
Kate Smith, Nevada
Amy Sutton, TCU
Jill Sutton, TCU
Rebecca Tomlin, Wyoming
Lindsay Van Komen, BYU
Janna Whitman, Utah
Jennifer Williams, New Mexico

2002-03

Jade Abele, Hawai'i
Ashley Bastian, Nevada
Latice Elder, Rice
Aarika Florus, Rice
Michelle Gabriel, Hawai'i
Lynnette Grondin, Boise State
Shermeka Henry, Nevada
Rosyland Jeffries, Rice
Kimberly Lawson, Rice
Kara Liggett, Rice
Heather Massey, Nevada
Lindsay Maynard, Rice
Jemela McGee, Nevada
Megan Moody, Tulsa
Cophie Moore, Fresno State
Chrisie Piaiz, Boise State
Kara Pongonis, Tulsa
Cariann Ramirez, Boise State
Jennifer Rigg, Rice
Christen Roper, Hawai'i
Kate Saltmarsh, Nevada
Kate Smith, Nevada
Chanie Sutherland, Fresno State
Mandy Welch, Boise State
Camille Woodfield, Boise State
Amber Young, Nevada

2003-04

Jade Abele, Hawai'i
Lakiste Barkus, Louisiana Tech
Cassidy Blaine, Boise State
Andrea Cossey, SMU
Marta Dydek, UTEP
Latice Elder, Rice
Ingrid Goslin, UTEP
Traci Graham, Nevada
Brittany Grice, Hawai'i
Lynnette Grondin, Boise State
Becky Heidotten, Tulsa
Shermeka Henry, Nevada
Denise Hill, Boise State
Emily Jaskowiak, Tulsa
Rosyland Jeffries, Rice
Sarah Johnson, Louisiana Tech
Jonna Lauinainen, UTEP
Amber Lee, Hawai'i
Heather Little, Boise State
Sarah Lundberg, Tulsa
Milia MacFarlane, Hawai'i
Lindsey Maynard, Rice
Megan Moody, Tulsa
Trisha Nishimoto, Hawai'i
Chrisie Paiz, Boise State
Kara Pongonis, Tulsa
Cariann Ramirez, Boise State
Kate Saltmarsh, Nevada
Chanie Sutherland, Fresno State
Kimberlee Walter, SMU
Mandy Welch, Boise State
Noni Wharemate, UTEP
Amber Young, Nevada

2004-05

Jade Abele, Hawai'i
Marta Dydek, UTEP
Latice Elder, Rice
Ingrid Goslin, UTEP
Brittany Grice, Hawai'i
Becky Heidotten, Tulsa
Emily Jaskowiak, Tulsa
Jonna Lauinainen, UTEP

Amber Lee, Hawai'i
Heather Little, Boise State
Milia MacFarlane, Hawai'i
Megan Moody, Tulsa
Sarah Newby, Tulsa
Trisha Nishimoto, Hawai'i
Jen Ormsby, Tulsa
Chrisie Paiz, Boise State
Chantella Perera, Fresno State
Kara Pongonis, Tulsa
Faith Probst, Fresno State
Cariann Ramirez, Boise State
Kate Saltmarsh, Nevada
Amber Young, Nevada

2005-06

Toni Atherley, Fresno State
Carla Denning, New Mexico State
Emily Faurholt, Idaho
Karly Felton, Idaho
Jessica Freeman, Utah State
Janean Ford, New Mexico State
Traci Graham, Nevada
Brittany Grice, Hawai'i
Jenny Gross, Utah State
Brittany Hagen, Utah State
Emily Halliday, Idaho
Erica Henry, Fresno State
Heather Little, Boise State
Marissa Maffei, New Mexico State
Ali Marchant, Utah State
Sherell Neal, New Mexico State
Chantella Perera, Fresno State
Faith Probst, Fresno State
Amy Kotani, Hawai'i
Amber Lee, Hawai'i
Leilani Mitchell, Idaho
Brittany Morris, San Jose State
Taylor Richards, Utah State
Kate Saltmarsh, Nevada
Andrea Sitton, Nevada
Pamela Tambini, Hawai'i
Anne Marie Torp, Utah State
Brittany Tressler, Utah State
Kendra Walker-Roche, Fresno State

2006-07

Dellena Criner, Nevada
Jenna Galassi, Boise State
Traci Graham, Nevada
Brittany Grice, Hawai'i
Brittani Green, Fresno State
Jenny Gross, Utah State
Amber Hall, San Jose State
Brittany Hagen, Utah State
Brandi Harris, Nevada
Natasha Harris, Boise State
Erica Henry, State
Bre'Anna Henry, Nevada
Nicole Johnson, Utah State
Indira Kaljo, Utah State
Lindsey Koppen, Idaho
Amy Kotani, Hawai'i
Amber Lee, Hawai'i
Dita Liepkalne, Hawai'i
Marianne Lombardi, Nevada
Sherell Neal, New Mexico State
Charlotte Otero, Idaho
Chantella Perera, Fresno State
Brittany Phillips, Utah State
Brittany Powell, San Jose State
Mikail Price, Nevada
Taylor Richards, Jr.

Katharine Schlotthauer, Idaho
Andrea Sitton, Nevada
Pamela Tambini, Hawai'i
Jessica Thompson, Boise State
Megan Tinnin, Hawai'i
Kendra Walker-Roche, State
Natalie White, San Jose State

2007-08

Dellena Criner, Nevada
Sara Dennehy, Idaho
Jenna Galassi, Boise State
Jennifer Gross, Utah State
Tasha Harris, Boise State
Bre'Anna Henry, Nevada
Erica Henry, Fresno State
Nicole Johnson, Utah State
Irma Kmitaite, New Mexico State
Lindsey Koppen, Idaho
Amy Kotani, Hawai'i
Jacqueline Lee, Boise State
Dita Liepkalne, Hawai'i
Marianne Lombardi, Nevada
Rachel Majewski, Fresno State
Sherell Neal, New Mexico State
Charlotte Otero, Idaho
LeeAnn Palo, Utah State
Anadeliz Pares, Utah State
Brittany Powell, San Jose State
Mikail Price, Nevada
Taylor Richards, Utah State
Lindsey Shipley, Utah State
Andrea Sitton, Nevada
Amanda Stewart, Boise State
Jessica Thompson, Boise State
Megan Tinnin, Hawai'i
Natalie White, San Jose State
Iwona Zagrobelna, Hawai'i
Katharine Schlotthauer, Idaho

2008-09

Elizabeth Boyden, Idaho
Chelsea Burns, Utah State
Catherine Cho, Hawai'i
Alice Coddington, Utah State
Alana Curtis, Idaho
Rebecca Dew, Hawai'i
LaShay Fears, Fresno State
Jenna Galassi, Boise State
Stacie Gross, Boise State
Marissa Hammond, Nevada
Bre'Anna Henry, Nevada
Stacey Howard, Utah State
Nicole Johnson, Utah State
Rachele Kloke, Idaho
Dita Liepkalne, Hawai'i
Briauna Linton, Hawai'i
Marianne Lombard, Nevada
Jamia Malone, Boise State
Brittany Moore, Boise State
Shavon Moore, Nevada
Hayley Munro, Fresno State
Yinka Olorunnife, Idaho
Charlotte Otero, Idaho
Ana Pares, Utah State
Melissa Rima, Boise State
Kelsie Rozendaal, New Mexico State
Kaitlyn Soto, New Mexico State
Madison Spence, New Mexico State
Sidney Stewart, Louisiana Tech
Marisa Stotler, Boise State
Ashley Walker, Fresno State
Tabytha Wampler, New Mexico State

Johnna Ward, Nevada
Keshia Warren, Louisiana Tech
Natalie White, San Jose State
Lydia Whitehead, Utah State

2009-10

Emma Andrews, Fresno State
Mai Ayabe, Hawai'i
Kanisha Bello, Idaho
Crystal Boyd, New Mexico State
Bianca Cheever, Idaho
Devyn Christensen, Utah State
Alice Coddington, Utah State
Rebecca Dew, Hawai'i
Banna Diop, Utah State
Alison Drennan, Fresno State
Aumornai Edinburgh, San Jose State
LaShay Fears, Fresno State
Rachel Finnegan, San Jose State
Christina Fletcher, New Mexico State
Pualei Furtado, Utah State
Courtney Gaddis, Hawai'i
Stacie Gross, Boise State
Marissa Hammond, Nevada
Natasha Harris, Boise State
Stacey Howard, Utah State
Jenna Johnson, Utah State
Nicole Johnson, Utah State
Brittany Jones, Fresno State
Holly Jones, Nevada
Lauren Lenhardt, Boise State
Dita Liepkalne, Hawai'i
Briauna Linton, Hawai'i
Malia Magazzeni, New Mexico State
Marianne Lombardi, Nevada
Julia Marshall, Boise State
Shavon Moore, Nevada
Rosie Mout, Fresno State
Hayley Munro, Fresno State
Yinka Olorunnife, Idaho
Charlotte Otero, Idaho
Kinzi Poteet, Boise State
Melissa Rima, Boise State
Jaleesa Ross, Fresno State
Kelsie Rozendaal, New Mexico State
Kaitlyn Soto, New Mexico State
Jessica Van Hoogen, Boise State
Tabytha Wampler, New Mexico State
Johnna Ward, Nevada
Lydia Whitehead, Utah State
TaHara Williams, Utah State
Kathleen Wilson, Hawai'i

WAC PLAYERS OF THE WEEK

1990-91

Dec. 3 Kristi Smith, Utah
 Dec. 10 Holly Russ, UTEP
 Dec. 17 Shannon Struby, Creighton
 Jan. 7 Tanya Zachary, UU
 Jan. 14 Kieishsha Garnes, San Diego St.
 Jan. 21 Holly Russ, UTEP
 Jan. 28 Shannon Struby, Creighton
 Feb. 4 Kieishsha Garnes, San Diego St.
 Feb. 11 Mikki Kane, Utah
 Feb. 18 Melissa Sanford, Creighton
 Feb. 25 Shannon Struby, Creighton
 March 4 Marie Kauffman, Wyoming

1991-92

Nov. 25 Lisa Rathbun, Brigham Young
 Dec. 2 Mikki Kane, Utah
 Dec. 9 Kieishsha Garnes, San Diego St.
 Dec. 16 Michelle Roper, UTEP
 Jan. 6 Marie Kauffman, Wyoming
 Jan. 13 Kathy Halligan, Creighton
 Jan. 20 Kim Talbot, Brigham Young
 Jan. 27 Kieishsha Garnes, San Diego St.
 Feb. 3 Kris Kugel, Creighton
 Mikki Kane, Utah
 Feb. 10 Lisa Rathbun, Brigham Young
 Feb. 17 Karen Alcorn, Utah
 Feb. 24 Becky Strathman, Creighton
 March 2 Kathy Halligan, Creighton
 March 9 Holly Russ, UTEP

1992-93

Dec. 7 Falisha Wright, San Diego State
 Dec. 14 Debbie Dimond, Brigham Young
 Dec. 21 Amy Burnett, Wyoming
 Jan. 4 Falisha Wright, San Diego State
 Jan. 11 Mikki Kane-Barton, Utah
 Jan. 18 Shenita Waddell, UTEP
 Jan. 25 Mikki Kane-Barton, Utah
 Feb. 1 Thais Kidd, Brigham Young
 Feb. 8 Susana Tauteoli, Utah
 Feb. 15 Debbie Dimond, Brigham Young
 Feb. 22 Mikki Kane-Barton, Utah
 March 1 Scarlett Gustin, Wyoming
 March 8 Scarlett Gustin, Wyoming

1993-94

Nov. 29 Michelle Suman, San Diego St.
 Dec. 6 Thais Kidd, Brigham Young
 Dec. 13 Teresa James, Colorado State
 Dec. 20 Michelle Suman, San Diego St.
 Jan. 3 Falisha Wright, San Diego State
 Jan. 10 Teresa James, Colorado State
 Jan. 17 Monica Ramirez, UTEP
 Jan. 24 Amy Burnett, Wyoming
 Jan. 31 Behka Stafford, Brigham Young
 Feb. 7 Sorii Epps, San Diego State
 Feb. 14 Teresa James, Colorado State
 Feb. 21 Rachelle Johnson, San Diego St.
 Feb. 28 Debbie Dimond, Brigham Young
 Andrea Herold, Utah
 March 7 Amy Burnett, Wyoming

1994-95

Nov. 29 Kamie Siddoway, Colorado State
 Courtney Stapp, Wyoming
 Dec. 5 Debbie Dimond, Brigham Young
 Dec. 12 Julie Krommenhoek, Utah
 Dec. 19 Kari Jorgensen, Fresno State
 Jan. 2 Michelle Suman, San Diego St.
 Kristi Fulton, Fresno State

Jan. 9 Julie Krommenhoek, Utah
 Jan. 16 Kevia Ford, UTEP
 Jan. 23 Julie Krommenhoek, Utah
 Jan. 30 Abby Garchek, New Mexico
 Feb. 6 Alli Bills, Utah
 Feb. 13 Christina Murguia, San Diego St.
 Amy Burnett, Wyoming
 Feb. 20 Christina Murguia, San Diego St.
 Feb. 27 Michelle Suman, San Diego St.
 Amy Burnett, Wyoming
 March 6 Amy Burnett, Wyoming

1995-96

Nov. 27 Teresa James, Colorado State
 Dec. 4 Julie Krommenhoek, Utah
 Dec. 11 Becky Hammon, Colorado State
 Dec. 18 Jodi Nowlin, San Diego State
 Jan. 3 Tracy Aldridge, New Mexico
 Kiana Taylor, UTEP
 Jan. 8 Becky Hammon, Colorado State
 Jan. 15 Olivia DiCamilli, San Diego State
 Jan. 22 Abby Garchek, New Mexico
 Jan. 29 Kari Gallup, Brigham Young
 Feb. 5 Tamika Stukes, New Mexico
 Feb. 12 Amber McEwen, Utah
 Feb. 19 Becky Hammon, Colorado State
 Feb. 26 Abby Garchek, New Mexico
 March 4 Amber McEwen, Utah

1996-97

Pacific Division

Nov. 25 Katie Cronin, Colorado State
 Dec. 2 Nani Cockett, Hawai'i
 Dec. 9 Becky Hammon, Colorado State
 Dec. 16 Nani Cockett, Hawai'i
 Dec. 23 Janee Young, Fresno State
 Dec. 30 Joi Turner, New Mexico
 Jan. 6 Jodi Nowlin-Tres, San Diego St.
 Jan. 13 Becky Hammon, Colorado State
 Jan. 20 Lori Brown, Fresno State
 Jan. 27 Becky Hammon, Colorado State
 Feb. 3 Jodi Nowlin-Tres, San Diego St.
 Feb. 10 Jesseca Cross, Wyoming
 Feb. 17 Kari Steele, San Jose State
 Feb. 24 Becky Hammon, Colorado State
 March 3 Jodi Nowlin-Tres, San Diego St.

Mountain Division

Nov. 25 Renae Hansen, Brigham Young
 Dec. 2 Abby Garchek, New Mexico
 Dec. 9 Kasie Pittman, Tulsa
 Dec. 16 Ladeana Quick, Tulsa
 Dec. 23 Emma Wilson, TCU
 Dec. 30 Angelica Smith, Rice
 Jan. 6 Julie Krommenhoek, Utah
 Jan. 13 Karlin Kennedy, SMU
 Jan. 20 Kari Gallup, Brigham Young
 Jan. 27 Shawna Ford, SMU
 Feb. 3 Marla Brunfield, Rice
 Feb. 10 Sonya Bryant, New Mexico
 Feb. 17 Shani Dinwiddie, UTEP
 Feb. 24 Julie Krommenhoek, Utah
 March 3 Alli Bills, Utah

1997-98

Pacific Division

Nov. 17 Charonda Wilson, Rice
 Nov. 24 Nani Cockett, Hawai'i
 Dec. 1 Jill Sutton, TCU
 Dec. 8 Karlin Kennedy, SMU
 Dec. 15 Karen Blair, SMU

Dec. 22 Nani Cockett, Hawai'i
 Dec. 29 Raylene Howard, Hawai'i
 Jan. 5 Karlin Kennedy, SMU
 Jan. 12 Lila Osceola, Tulsa
 Jan. 19 Kylie Page, Hawai'i
 Jan. 26 Nani Cockett, Hawai'i
 Feb. 2 Kasie Pittman, Tulsa
 Feb. 9 Kirra Jordan, Rice
 Feb. 16 Raylene Howard, Hawai'i
 Feb. 23 Marla Brumfield, Rice
 March 1 Kylie Page, Hawai'i

Mountain Division

Nov. 17 Abby Garchek, New Mexico
 Nov. 24 Becky Hammon, Colorado State
 Dec. 1 Abby Garchek, New Mexico
 Dec. 8 Becky Hammon, Colorado State
 Dec. 15 Becky Hammon, Colorado State
 Dec. 22 Julie Krommenhoek, Utah
 Dec. 29 Julie Krommenhoek, Utah
 Jan. 12 Kiana Taylor, UTEP
 Jan. 19 Kiana Taylor, UTEP
 Jan. 26 Kari Gallup, Brigham Young
 Feb. 2 Abby Garchek, New Mexico
 Feb. 9 Katie Cronin, Colorado State
 Feb. 16 Angie Thill, Utah
 Feb. 23 Julie Krommenhoek, Utah
 March 1 Rebecca Tomlin, Wyoming

1998-99

Pacific Division

Nov. 16 Jennifer Williams, New Mexico
 Nov. 23 Raylene Howard, Hawai'i
 Nov. 30 Tiffany Lewis, Fresno
 Dec. 6 Katie Kern, New Mexico
 Dec. 13 Erin Gibbons, Utah
 Dec. 20 Tiana Fuertes, Utah
 Dec. 27 Raylene Howard, Hawai'i
 Jan. 4 Lori Red, Utah
 Jan. 11 Jill Adams, Brigham Young
 Jan. 18 Lori Red, Utah
 Jan. 25 Katie Kern, New Mexico
 Feb. 2 Sophia Sledge, San Diego State
 Feb. 9 Raylene Howard, Hawai'i
 Feb. 16 Kristi Lattin, UTEP
 Feb. 23 Alisha Griffeth, Brigham Young
 March 1 BJ Itoman, Hawai'i

Mountain Division

Nov. 16 Jacque Johnson, Colorado State
 Nov. 23 Becky Hammon, Colorado State
 Nov. 30 Linda Froehlich, UNLV
 Dec. 6 Megan Theideman, Air Force
 Dec. 13 Claudia Brassard, SMU
 Dec. 20 Becky Hammon, Colorado State
 Dec. 27 Katie Cronin, Colorado State
 Jan. 4 Linda Froehlich, UNLV
 Jan. 11 Claudia Brassard, SMU
 Jan. 18 Tammy Goynes, Tulsa
 Jan. 25 Amy Sutton, TCU
 Feb. 2 Becky Hammon, Colorado State
 Feb. 9 Katie Cronin, Colorado State
 Feb. 16 Becky Hammon, Colorado State
 Feb. 23 Charonda Wilson, Rice
 March 1 Becky Hammon, Colorado State

1999-2000

Nov. 21 Heidi Walker, UTEP
 Nov. 28 Kylie Galloway, Hawai'i
 Dec. 5 Tiffany Lewis, Fresno State
 Dec. 12 Raylene Howard, Hawai'i
 Dec. 19 Heidi Walker, UTEP
 Dec. 26 Lindsay Logan, Fresno State
 Jan. 2 D-dra Rucker, SMU
 Jan. 9 Karlin Kennedy, SMU
 Jan. 16 Amy Pack, UTEP
 Jan. 23 Lila Osceola, Tulsa
 Jan. 30 Jenny Cafferty, Rice
 Feb. 7 Nici Johnson, SMU
 Feb. 14 Raylene Howard, Hawai'i
 Feb. 21 Marla Brumfield, Rice
 Feb. 28 Tammy Goyne, Tulsa
 March 5 Raylene Howard, Hawai'i

2000-01

Nov. 20 Crystal Lee, Hawai'i
 Nov. 27 Amy Pack, UTEP
 Dec. 4 Kate Smith, Nevada
 Dec. 11 Kylie Galloway, Hawai'i
 Dec. 17 Janice Thomas, TCU
 Dec. 24 Kylie Galloway, Hawai'i
 Jan. 2 Danada Smith, San Jose State
 Jan. 7 Omelogo Udeze, Fresno State
 Jan. 15 D-dra Rucker, SMU
 Jan. 22 Atari Parker, San Jose State
 Jan. 29 Ashley Bastian, Nevada
 Feb. 5 Crystal Lee, Hawai'i
 Feb. 12 Atari Parker, San Jose State
 Feb. 19 Angie Heer, Nevada
 Feb. 26 Crystal Lee, Hawai'i
 March 4 Kenni Patton, SMU

2001-02

Nov. 19 Ayana Walker, Louisiana Tech
 Nov. 26 Lindsay Logan, Fresno State
 Dec. 3 Elisa Inman, Rice
 Dec. 10 April Atuaia, Hawai'i
 Dec. 17 Abby Vaughan, Boise State
 Dec. 24 Christen Roper, Hawai'i
 Dec. 31 Elea A'Giza, San Jose State
 Jan. 7 Cheryl Ford, Louisiana Tech
 Jan. 14 Alyssa Shriver, Tulsa
 Jan. 21 Laura Ingham, Nevada
 Jan. 28 Amber Obaze, Louisiana Tech
 Feb. 4 Becky Heidotten, Tulsa
 Feb. 11 Leela Farr, Tulsa
 Feb. 18 Cricket Williams, San Jose State
 Feb. 25 Becky Heidotten, Tulsa
 March 3 Johnetta Hayes, Rice

2002-03

Nov. 25 Allison Curtin, Tulsa
 Dec. 2 Laura Ingham, Nevada
 Dec. 9 Dragana Zoric, UTEP
 Dec. 16 Natasja Allen, Hawai'i
 Dec. 23 Andrea Cossey, SMU
 Dec. 30 Romie DeAnda, UTEP
 Jan. 6 Allison Curtin, Tulsa
 Jan. 13 Romie DeAnda, UTEP
 Jan. 20 Johnetta Hayes, Rice
 Jan. 27 Cheryl Ford, Louisiana Tech
 Feb. 4 Allison Curtin, Tulsa
 Feb. 10 Kim Willoughby, Hawai'i
 Feb. 17 Dragana Zoric, UTEP

Feb. 24 Trina Frierson, Louisiana Tech
 March 2 Cricket Williams, San Jose State
 March 9 Cheryl Ford, Louisiana Tech

2003-04

Nov. 24 Jamie Hawkins, Boise State
 Dec. 1 Erica Taylor, Louisiana Tech
 Dec. 8 Sarah Lundberg, Tulsa
 Dec. 15 Aritta Lane, Fresno State
 Dec. 22 Amber Obaze, Louisiana Tech
 Dec. 29 Cricket Williams, San Jose State
 Jan. 5 Becky Heidotten, Tulsa
 Jan. 12 Lauren Neaves, Rice
 Jan. 19 Teoma Taylor, San Jose State
 Jan. 26 Angie McGee, UTEP
 Feb. 2 Amisha Carter, Louisiana Tech
 Feb. 9 Lindsey Maynard, Rice
 Feb. 16 Andrea Cossey, SMU
 Feb. 23 Amisha Carter, Louisiana Tech
 March 1 Megan Moody, Tulsa
 March 8 Tatiana Taylor, San Jose State

2004-05

Nov. 22 Amber Young, Nevada
 Nov. 29 Lakiste Barkus, Louisiana Tech
 Dec. 6 Jillian Robbins, Tulsa
 Dec. 13 Amber Jackson, San Jose State
 Dec. 20 Janielle Dodds, SMU
 Dec. 27 Jillian Robbins, Tulsa
 Jan. 3 Tasha Williams, Louisiana Tech
 Jan. 10 Jillian Robbins, Tulsa
 Jan. 17 Tamika Kursh, Louisiana Tech
 Jan. 24 Lauren Neaves, Rice
 Jan. 31 Lamisha Augustine, San Jose State
 Feb. 7 Tasha Williams, Louisiana Tech
 Feb. 21 Jillian Robbins, Tulsa
 Feb. 28 Erica McGlaston, San Jose State
 March 7 Jillian Robbins, Tulsa

2005-06

Nov. 21 Nadia Begay, Boise State
 Nov. 28 Amy Sanders, Hawai'i
 Dec. 5 Tasha Williams, Louisiana Tech
 Dec. 12 Lamisha Augustine, San Jose State
 Dec. 19 Jenean Ford, New Mexico State
 Dec. 26 Ty Moore, Louisiana Tech
 Jan. 2 Amy Sanders, Hawai'i
 Jan. 9 Ty Moore, Louisiana Tech
 Jan. 16 Cecilia Russell-Nava, New Mexico State
 Jan. 23 Amber Jackson, San Jose State
 Jan. 30 Shan Moore, Louisiana Tech
 Feb. 6 Janevia Taylor, Hawai'i
 Feb. 13 Chantella Perera, Fresno State
 Feb. 20 Aarica Ray-Boyd, Louisiana Tech
 Feb. 27 Amy Parrish, Fresno State
 March 6 Tasha Williams, Louisiana Tech

2006-07

Nov. 13 Anikia Jawara, New Mexico State
 Nov. 20 Chantella Perera, Fresno State
 Nov. 27 Ty Moore, Louisiana Tech
 Dec. 4 Katie Madiso, Idaho
 Dec. 11 Michelle Hessing, Boise State
 Dec. 18 Shan Moore, Louisiana Tech
 Dec. 26 Tasha Harris, Boise State
 Jan. 1 Sherell Neal, New Mexico State
 Jan. 8 Taylor Richards, Utah State
 Jan. 15 Jessica Thompson, Boise State

Jan. 22 Tanya Smith, Hawai'i
 Jan. 29 Jessica Thompson, Boise State
 Feb. 5 Shan Moore, Louisiana Tech
 Feb. 12 Brittany Phillips, Utah State
 Feb. 19 Pam Tambini, Hawai'i
 Feb. 26 Traci Graham, Nevada
 March 5 Sherell Neal, New Mexico State

2007-08

Nov. 12 Tasha Harris, Boise State
 Nov. 19 Tanya Smith, Hawai'i
 Nov. 26 JoKeirra Sneed, Louisiana Tech
 Dec. 3 Dellena Criner, Nevada
 Dec. 10 Jessica Thompson, Boise State
 Dec. 17 Jaleesa Ross, Fresno State
 Dec. 24 Tanya Smith, Hawai'i
 Dec. 31 Dellena Criner, Nevada
 Jan. 7 Erica Henry, Fresno State
 Jan. 14 Sherell Neal, New Mexico State
 Jan. 21 Dellena Criner, Nevada
 Jan. 28 Tanya Smith, Hawai'i
 Feb. 4 Tasha Harris, Boise State
 Feb. 11 Jaleesa Ross, Fresno State
 Feb. 18 JoKeirra Sneed, Louisiana Tech
 Feb. 25 Jenny Gross, Utah State
 March 3 Hayley Munro, Fresno State
 March 9 Tierre Wilson, Fresno State

2008-09

Nov. 17 Tasha Harris, Boise State
 Nov. 24 Bailey Amundsen, Fresno State
 Dec. 1 Dellena Criner, Nevada
 Dec. 8 Keisha Kaneko, Hawai'i
 Dec. 15 Shanavia Dowdell, Louisiana Tech
 Dec. 22 Jaleesa Ross, Fresno State
 Dec. 29 Adrienne Johnson, Louisiana Tech
 Jan. 5 Bailey Amundsen, Fresno State
 Jan. 12 Derisa Taleni, Idaho
 Jan. 19 Madison Spence, New Mexico State
 Jan. 26 Yinka Olorunnife, Idaho
 Feb. 2 Hayley Munro, Fresno State
 Feb. 9 Danyelle Snelgro, Utah State
 Feb. 16 Shanavia Dowdell, Louisiana Tech
 Feb. 23 Danyelle Snelgro, Utah State
 March 2 Shanavia Dowdell, Louisiana Tech
 March 9 Shanavia Dowdell, Louisiana Tech

2009-10

Nov. 16 Amber White, Utah State
 Nov. 23 Jessica Van Hoogen, Boise State
 Nov. 30 Tasha Harris, Boise State
 Dec. 7 Jaleesa Ross, Fresno State
 Dec. 14 Chasity Shavers, San Jose State
 Dec. 21 Shanavia Dowdell, Louisiana Tech
 Dec. 28 Adrienne Johnson, Louisiana Tech
 Jan. 4 Shanavia Dowdell, Louisiana Tech
 Jan. 11 Jasmine Lowe, New Mexico State
 Jan. 18 Shanavia Dowdell, Louisiana Tech
 Jan. 25 Jaleesa Ross, Fresno State
 Feb. 1 Shanavia Dowdell, Louisiana Tech
 Feb. 8 Adrienne Johnson, Louisiana Tech
 Feb. 15 Jaleesa Ross, Fresno State
 Feb. 22 Adrienne Johnson, Louisiana Tech
 March 1 Rachele Kloke, Idaho
 March 7 Janie Bos, Boise State

NCAA TOURNAMENT HISTORY

THE WAC IN THE NCAA TOURNAMENT

	Overall				As WAC Member			
	Yrs	W	L	Pct.	Yrs	W	L	Pct.
Boise State (1998-07)	2	0	2	.000	1	0	1	.000
Fresno State (2008-09, 10)	3	0	3	.000	3	0	3	.000
Hawai'i (1989-90-94-96-98)	5	1	5	.167	1	0	1	.000
Idaho (1985)	1	0	1	.000	-	-	-	---
Louisiana Tech (1985-86-87-88-89-90-91-92-93-94-95-96-97-98-99-00-01-02-03-04-05-06, 10)	26	66	24	.733	6	4	6	.400
New Mexico State	-	-	-	---	-	-	-	---
San Jose State	-	-	-	---	-	-	-	---
Utah State	-	-	-	---	-	-	-	---
*TOTALS	58	78	56	.582	32	15	32	.319

*WAC totals include records compiled by Brigham Young (0-1), Creighton (1-1), TCU (1-1), Colorado State (4-3), New Mexico (0-1), Rice (1-2) San Diego State (1-4), SMU (2-3) and Utah (1-5) as WAC members.

Boldface indicates appearance as WAC member

LOUISIANA TECH, FRESNO STATE, NEVADA, NEW MEXICO STATE REPRESENTED IN NCAA TOURNAMENT AND WNIT

In 2009-10, Louisiana Tech and Fresno State both represented the WAC in the NCAA Tournament. The Lady Techsters earned the league's automatic bid and traveled to Tallahassee, Fla., where they fell to face third-seeded Florida State 75-61 in the first round. Florida State used a 10-0 run over the final 90 seconds of the game to pull away for the win.

Fresno State earned its first-ever at-large berth in the tournament and traveled to Berkeley, Calif., where it faced fourth-seeded Baylor. Brittney Griner's presence helped keep Fresno State away from the basket and the Bulldogs lost, 69-55.

Nevada and New Mexico State also appeared in the postseason, participating in the Women's National Invitation Tournament. The Wolf Pack fell 74-53 at Wyoming, while the Aggies fell 84-61 at Arizona State.

NCAA TOURNAMENT RESULTS

1991

First Round

Southern California 63, Utah 52 (Los Angeles)

1992

First Round

Creighton 79, Long Beach State 66 (Omaha)

Second Round

Stephen F. Austin 75, Creighton 74 (Nacogdoches)

1993

First Round

UC Santa Barbara 88, Brigham Young 79 (Santa Barbara)

Georgia 85, San Diego State 68 (Athens)

1994

First Round

San Diego State 81, Hawaii 75 (San Diego)

Second Round

Texas A&M 75, San Diego State 72 - OT (San Diego)

1995

First Round

Montana 57, San Diego State 46 (San Diego)

Southwest Missouri State 49, Utah 47 (Boulder)

1996

First Round

Colorado State 66, Nebraska 62 (Stanford)

Southern Mississippi 74, Utah 66 (Rustin, La.)

Second Round

Stanford 94, Colorado State 63 (Stanford, Calif.)

1997

First Round

Utah 66, Iowa State 56 (Charlottesville, Va.)

Oregon 80, San Diego State 68 (Knoxville, Tenn.)

Second Round

Virginia 65, Utah 46 (Charlottesville, Va.)

1998

First Round

Arkansas 76, Hawai'i 70 (Stanford, Calif.)

Nebraska 76, New Mexico 59 (Lincoln, Neb.)

Louisville 69, Utah 61 (Durham, N.C.)

Colorado State 81, Drake 75 (West Lafayette, Ind.)

Virginia 77, SMU 68 (Tucson)

Second Round

Purdue 77, Colorado State 63 (West Lafayette, Ind.)

1999

First Round

Colorado State 71, CS Northridge 59 (Fort Collins, Colo.)

SMU 91, Toledo 76 (Athens, Ga.)

Second Round

Colorado State 86, Southwest Missouri State 70 (Fort Collins, Colo.)

Georgia 68, SMU 55 (Athens, Ga.)

Third Round

UCLA 77, Colorado State 68 (Los Angeles, Calif.)

2000

First Round

SMU 64, North Carolina State 63 (Norfolk, Va.)

Rice 67, UC Santa Barbara 64 (Santa Barbara, Calif.)

Second Round

Old Dominion 96, SMU 76 (Norfolk, Va.)

North Carolina 83, Rice 50 (Santa Barbara, Calif.)

2001

First Round

TCU 77, Penn State 75 (Ruston, La.)

Second Round

Louisiana Tech 80, TCU 59 (Ruston, La.)

2002

First Round

UC Santa Barbara 57, Louisiana Tech 56 (Austin, Texas)

2003

First Round

Louisiana Tech 94, Peppersdine 60 (Ruston, La.)

Second Round

Louisiana Tech 74, Ohio State (Ruston, La.)

Regional Semifinals

LSU 69, Louisiana Tech 63 (Stanford, Calif.)

2004

First Round

Louisiana Tech 81, Montana 77 (Missoula, Mont.)

Second Round

Louisiana Tech 81, Texas Tech 64 (Missoula, Mont.)

Regional Semifinals

Duke 63, Louisiana Tech 49 (Norfolk, Va.)

2005

First Round

Temple 66, Louisiana Tech 61 (Storrs, Conn.)

Georgia 75, Rice 49 (Dallas, Texas)

2006

First Round

Florida State 80, Louisiana Tech 71 (Denver, Colo.)

2007

First Round

George Washington 76, Boise State 67 (Los Angeles)

2008

First Round

Baylor 88, Fresno State 67 (Albuquerque, N.M.)

2009

First Round

California 70, Fresno State 47 (Los Angeles)

2010

First Round

Florida State 75, Louisiana Tech 61 (Tallahassee, Fla.)

Baylor 69, Fresno State 55 (Berkeley, Calif.)

THE WAC IN THE WNIT

	Overall				As WAC Member			
	Yrs	W	L	Pct.	Yrs	W	L	Pct.
Boise State (2008)	1	1	1	.500	1	1	1	.500
Fresno State (1986-90- 03-05-06)	5	6	7	.462	3	4	3	.571
Hawai'i (1992- 00-01-02-03)	5	5	5	.500	4	3	4	.429
Idaho	-	-	-	---	-	-	-	---
Louisiana Tech (2009)	1	1	1	.500	1	1	1	.500
Nevada (2007, 2010)	2	0	2	.000	2	0	2	.000
New Mexico State (2010)	1	0	1	.000	1	0	1	.000
San Jose State	-	-	-	---	-	-	-	---
Utah State	-	-	-	---	-	-	-	---
*TOTALS	23	18	28	.391	22	14	23	.378

*WAC totals include records compiled by Brigham Young (0-1), New Mexico (2-2), Rice (3-4) SMU (0-1), Tulsa (0-2) and Utah (0-1) as WAC members.

Bold indicates appearance as a WAC member.

POSTSEASON WNIT RESULTS

1998

First Round

Nebraska 76, New Mexico 69 (Lincoln, Neb.)
Oklahoma State 75, Rice 52 (Stillwater, Okla.)

1999

First Round

Colorado 70, Brigham Young 53 (Boulder, Colo.)
New Mexico 81, Pepperdine 69 (Albuquerque, N.M.)
Rice 65, Miami (Fla.) 58 (Houston, Texas)
Drake 70, Utah 62 (Des Moines, Iowa)

Second Round

New Mexico 68, Washington 63 (Albuquerque, N.M.)
Rice 62, Baylor 60 (Waco, Texas)

Third Round

Drake 73, New Mexico 60 (Albuquerque, N.M.)
Arkansas 76, Rice 70 (Fayetteville, Ark.)

2000

First Round

Saint Mary's 75, Hawai'i 60 (Moraga, Calif.)

2001

First Round

Hawai'i 73, Santa Clara 57 (Honolulu, Hawai'i)

Second Round

Hawai'i 77, Brigham Young 73 (OT) (Honolulu, Hawai'i)

Third Round

Hawai'i 53, Oklahoma State 51 (Honolulu, Hawai'i)

Semifinals

New Mexico 68, Hawai'i 43 (Albuquerque, N.M.)

2002

First Round

Oregon State 62, Hawai'i 50 (Corvallis, Ore.)
Houston 67, Rice 65 (Houston, Texas)

2003

First Round

Arizona State 57, Hawai'i 44 (Tempe, Ariz.)
Fresno State 87, Santa Clara 72 (Fresno, Calif.)

Second Round

Fresno State 58, Oregon State 57 (Fresno, Calif.)

Quarterfinals

Baylor 72, Fresno State 65 (Waco, Texas)

2004

First Round

Rice 59, Arkansas State 52 (State University, Ark.)
Memphis 66, Tulsa 64 (Memphis, Tenn.)

Second Round

UNLV 68, Rice 66 (Las Vegas, Nev.)

2005

First Round

TAMU-Corpus Christi 56, Fresno State 53 (Corpus Christi, Texas)
Southwest Missouri State 83, SMU 56 (Springfield, Mo.)
Texas A&M 73, Tulsa 62 (College Station, Texas)

2006

Opening Round

Fresno State 78, UC Santa Barbara 59 (Fresno, Calif.)

First Round

Fresno State 77, UNLV 57 (Fresno, Calif.)

Second Round

Kansas State 64, Fresno State 61 (Manhattan, Kan.)

2007

First Round

Wyoming 84, Nevada 56 (Laramie, Wyo.)

2008

First Round

Boise State 77, Idaho State 54 (Boise, Idaho)

Second Round

TCU 85, Boise State 56 (Fort Worth, Texas)

2009

First Round

Louisiana Tech 77, SMU 54 (Ruston, La.)

Second Round

Illinois State 73, Louisiana Tech 59 (Normal, Ill.)

2010

First Round

Arizona State 84, New Mexico State 61 (Tempe, Ariz.)
Wyoming 74, Nevada 53 (Laramie, Wyo.)

WAC IN PRESEASON WNIT

	As WAC Member			
	Yrs	W	L	Pct.
Colorado State	1	4	0	1.000
New Mexico	1	1	1	.500
Rice	1	1	1	.500
TCU	1	1	1	.500
Utah	1	1	1	.500
Tulsa	1	1	1	.500
Totals	6	9	5	.643

PRESEASON WNIT RESULTS

1995

First Round

Utah 73, Oregon 61 (@Salt Lake City, Utah)

Second Round

Colorado 63, Utah 61 - OT (@Boulder, Colo.)

1997

First Round

New Mexico 69, Santa Clara 62 (@Albuquerque, N.M.)

Second Round

Western Kentucky 77, New Mexico 76 (@Albuquerque, N.M.)

1998

First Round

Colorado State 94, Valparaiso 71 (@Fort Collins, Colo.)

Second Round

Colorado State 72, Oregon 70 (Eugene, Ore.)

Semifinals

Colorado State 80, Florida 65 (@Fort Collins, Colo.)

Finals

Colorado State 71, Rutgers 60 (@Fort Collins, Colo.)

1999

First Round

TCU 62, Saint Mary's 51 (@Fort Worth, Texas)

Second Round

UC Santa Barbara 86, TCU 61 (@Santa Barbara, Calif.)

2000

First Round

Rice 61, South Carolina 51 (@Houston, Texas)

Second Round

Louisiana Tech 84, Rice 54 (@Ruston, La.)

2003

First Round

Tulsa 81, SW Missouri State 80 (@Springfield, Mo.)

Second Round

Mississippi 92, Tulsa 66 (@Oxford, Miss.)

WAC TOURNAMENT

TOURNAMENT W-L RECORDS

	BS	FS	UH	UI	LT	NEV	NMSU	SJSU	USU	TOTAL
Boise State	-	2-0	2-0	0-0	0-4	0-2	1-2	1-0	1-0	9-8
Fresno State	0-2	-	3-0	1-0	1-3	1-0	1-1	2-0	1-0	14-16
Hawai'i	0-2	0-3	-	0-0	0-2	1-1	0-1	1-0	0-0	9-14
Idaho	0-0	0-1	0-0	-	0-1	0-0	1-0	0-2	1-1	2-5
Louisiana Tech	4-0	3-1	2-0	1-0	-	3-1	2-1	0-0	1-0	19-4
Nevada	2-0	0-1	1-1	0-0	1-3	-	0-1	1-1	1-0	6-10
New Mexico State	2-1	1-1	1-0	0-1	1-2	1-0	-	0-0	0-0	6-5
San Jose State	0-1	0-2	0-1	2-0	0-0	1-1	0-0	-	0-0	5-11
Utah State	0-1	0-1	0-0	1-1	0-1	0-1	0-0	0-0	-	1-5

FORMER MEMBERS

Team	WAC Tournament Record
Air Force.....	0-0
Brigham Young.....	8-7
Creighton.....	4-1
Colorado State.....	8-7
UNLV.....	1-1
New Mexico.....	7-8
Rice.....	14-7
San Diego State.....	11-5
SMU.....	11-8
TCU.....	4-4
UTEP.....	4-13
Tulsa.....	3-8

COMPOSITE TOURNAMENT RECORDS

School	Appearances	W	L	Pct	Championships
Louisiana Tech	9 (2002-03-04-05-06-07-08-09-10)	19	4	.826	4 (2002, 2003, 2004, 2006, 2010)
Creighton	2 (1991-92)	4	1	.800	1 (1992)
San Diego State	7 (1991-92-93-94-95-96-97)	11	5	.688	2 (1994, 1997)
Rice	9 (1997-98-99-00-01-02-03-04-05)	14	7	.667	1 (2000, 2005)
Utah	9 (1991-92-93-94-95-96-97-98-99)	12	7	.632	2 (1991, 1995)
SMU	9 (1997-98-99-00-01-02-03-04-05)	11	8	.579	1 (1999)
Brigham Young	8 (1992-93-94-95-96-97-98-99)	9	7	.563	1 (1993)
New Mexico State	5 (2006-07-08-09-10)	6	5	.545	0
Colorado State	8 (1992-93-94-95-96-97-98-99)	8	7	.533	1 (1996)
Boise State	9 (2002-03-04-05-06-07-08-09-10)	9	8	.529	1 (2007)
New Mexico	8 (1992-93-94-95-96-97-98-99)	8	8	.500	1 (1998)
TCU	5 (1997-98-99-00-01)	4	4	.500	1 (2001)
UNLV	1 (1999)	1	1	.500	0
Fresno State	18 (1993-94-95-96-97-98-99-00-01-02-03-04-05-06-07-08-09-10)	14	16	.467	1 (2009)
Hawai'i	14 (1997-98-99-00-01-02-03-04-05-06-07-08-09-10)	9	14	.391	0
Nevada	10 (2001-02-03-04-05-06-07-08-09-10)	6	10	.375	0
San Jose State	11 (1997, 2000-01-02-03-04-05-06-07-08-09)	5	11	.313	0
Idaho	5 (2006-2007-08-09-10)	2	5	.286	0
Tulsa	8 (1998-99-00-01-02-03-04-05)	3	8	.273	0
UTEP	13 (1992-93-94-95-96-98-99-00-01-02-03-05)	4	13	.235	0
Utah State	5 (2006-07-08-09-10)	1	5	.167	0
Wyoming	7 (1991-92-93-94-95-96-97-98)	0	8	.000	0

NOTE: Fresno State vacated the 2008 WAC Tournament title



Louisiana Tech captured the WAC Tournament title in Reno, Nev. It was the Lady Techsters' fourth WAC Tournament title in nine years.



Idaho picked up its first ever WAC Tournament quarterfinal win with a 75-63 victory over New Mexico State.

BOISE STATE • FRESNO STATE • HAWAII • IDAHO • LOUISIANA TECH • NEVADA • NEW MEXICO STATE • SAN JOSE STATE • UTAH STATE

YEAR-BY-YEAR RESULTS

1991 - Laramie, Wyo. (March 8-9)

Seeds: 1-Creighton, 2-Utah, 3-Wyoming, 4-San Diego State

Game 1 - Utah 74, Wyoming 62 (621)
 Game 2 - Creighton 78, San Diego State 75 (662)
 Championship - Utah 86, Creighton 69 (278)

1992 - Salt Lake City, Utah (March 12-14)

Seeds: 1-Creighton, 2-Brigham Young, 3-Utah, 4-San Diego State, 5-Wyoming, 6-UTEP, 7-Colorado State, 8-New Mexico

Game 1 - San Diego State 66, Wyoming 58 (121)
 Game 2 - Creighton 89, New Mexico 50 (84)
 Game 3 - Brigham Young 85, Colorado State 65 (452)
 Game 4 - Utah 75, UTEP 60 (477)
 Semifinal 1 - Creighton 89, San Diego State 66 (278)
 Semifinal 2 - Utah 78, Brigham Young 69 (747)
 Championship - Creighton 74, Utah 63 (656)

1993 - Salt Lake City, Utah (March 10-13)

Seeds: 1-Brigham Young, 2-San Diego State, 3-Utah, 4-UTEP, 5-Wyoming, 6-Colorado State, 7-Fresno State, 8-New Mexico

Game 1 - San Diego State 62, Fresno State 38 (125)
 Game 2 - Utah 62, Colorado State 48 (408)
 Game 3 - Brigham Young 82, New Mexico 61 (512)
 Game 4 - UTEP 68, Wyoming 55 (512)
 Semifinal 1 - Utah 74, San Diego State 56 (1,162)
 Semifinal 2 - Brigham Young 63, UTEP 48 (1,305)
 Championship - Brigham Young 53, Utah 50 (2,547)

1994 - Salt Lake City, Utah (March 9-12)

Seeds: 1-San Diego State, 2-Brigham Young, 3-Utah, 4-Wyoming, 5-Fresno State, 6-Colorado State, 7-UTEP, 8-New Mexico

Game 1 - Fresno State 61, Wyoming 52 (368)
 Game 2 - Brigham Young 82, UTEP 69 (928)
 Game 3 - San Diego State 95, New Mexico 60 (437)
 Game 4 - Colorado State 69, Utah 57 (712)
 Semifinal 1 - San Diego State 73, Fresno State 53 (574)
 Semifinal 2 - Colorado State 67, BYU 57 (2,094)
 Championship - San Diego State 51, Colorado State 47 (1,174)

1995 - Albuquerque, N.M. (March 8-11)

Seeds: 1-San Diego State, 2-Utah, 3-Wyoming, 4-UTEP, 5-Colorado State, 6-Fresno State, 7-Brigham Young, 8-New Mexico

Game 1 - Fresno State 85, Wyoming 76 (1,023)
 Game 2 - Utah 71, Brigham Young 62 (985)
 Game 3 - San Diego State 57, New Mexico 39 (933)
 Game 4 - UTEP 59, Colorado State 53 (892)
 Semifinal 1 - San Diego State 71, UTEP 49 (1,098)
 Semifinal 2 - Utah 75, Fresno State 49 (1,007)
 Championship - Utah 64, San Diego State 57 (2,218)

1996 - Albuquerque, N.M. (March 6-9)

Seeds: 1-Utah, 2-Colorado State, 3-San Diego State, 4-Wyoming, 5-New Mexico, 6-Fresno State, 7-UTEP, 8-Brigham Young

Game 1 - San Diego State 69, Fresno State 48 (2,496)
 Game 2 - Colorado State 60, UTEP 46 (1,012)
 Game 3 - Utah 81, Brigham Young 61 (1,108)
 Game 4 - New Mexico 76, Wyoming 59 (3,002)
 Semifinal 1 - Colorado State 64, San Diego State 58 (3,629)
 Semifinal 2 - New Mexico 55, Utah 53 (4,385)
 Championship - Colorado State 72, New Mexico 65 (10,426)

1997 - Las Vegas, Nev. (March 3-8)

Seeds: Mountain - 1-Utah, 2-Rice, 3-SMU, 4-New Mexico, 5-Brigham Young, 6-TCU

Pacific - 1-San Diego State, 2-Colorado State, 3-Hawai'i, 4-Wyoming, 5-Fresno State, 6-San Jose State

Game 1 - Hawai'i 67, TCU 52 (552)
 Game 2 - New Mexico 70, Fresno State 59 (552)
 Game 3 - Brigham Young 70, Wyoming 60 (826)
 Game 4 - SMU 76, San Jose State 52 (826)
 Quarterfinal 1 - Hawai'i 57, Rice 54 (1,996)
 Quarterfinal 2 - San Diego State 57, New Mexico 50 (1,996)
 Quarterfinal 3 - Utah 58, Brigham Young 54 (1,536)
 Quarterfinal 4 - SMU 69, Colorado State 64 (1,536)
 Semifinal 1 - San Diego State 74, Hawai'i 48 (2,370)
 Semifinal 2 - Utah 78, SMU 63 (2,370)
 Championship - San Diego State 56, Utah 50 (2,177)

1998 - Las Vegas, Nev. (March 2-7)

Seeds: Mountain - 1-Utah, 2-Colorado State, 3-UTEP, 4-New Mexico, 5-Brigham Young, 6-Wyoming

Pacific - 1-Hawai'i, 2-Rice, 3-SMU, 4-Fresno State 5-Tulsa, 6-TCU

Game 1 - SMU 69, Wyoming 55 (1,561)
 Game 2 - New Mexico 64, Tulsa 54 (1,561)
 Game 3 - UTEP 63, TCU 49 (1,586)
 Game 4 - Brigham Young 71, Fresno State 67 (1,586)
 Quarterfinal 1 - Colorado State 67, SMU 64 (3,502)
 Quarterfinal 2 - New Mexico 79, Hawai'i 65 (3,502)
 Quarterfinal 3 - Rice 88, UTEP 66 (2,422)
 Quarterfinal 4 - Brigham Young 66, Utah 58 (2,422)
 Semifinal 1 - New Mexico 76, Colorado State 60 (4,107)
 Semifinal 2 - Rice 65, Brigham Young 57 (4,107)
 Championship - New Mexico 69, Rice 48 (4,506)

1999 - Las Vegas, Nev. (March 1-6)

Seeds: Mountain - 1-Colorado State, 2-SMU, 3-Rice, 4-TCU, 5-UNLV, 6-Tulsa

Pacific - 1-New Mexico, 2-Utah, 3-Brigham Young, 4-Hawai'i, 5-UTEP, 6-Fresno State

Game 1 - Brigham Young 78, Tulsa 59 (728)
 Game 2 - TCU 67, UTEP 58 (728)
 Game 3 - Rice 78, Fresno State 48 (1,224)
 Game 4 - UNLV 73, Hawai'i 67 (1,224)
 Quarterfinal 1 - SMU 75, Brigham Young 60 (2,601)
 Quarterfinal 2 - New Mexico 74, TCU 62 (2,601)
 Quarterfinal 3 - Rice 74, Utah 57 (2,670)
 Quarterfinal 4 - Colorado State 71, UNLV 67 (2,670)

Semifinal 1 - SMU 53, New Mexico 45 (3,481)
 Semifinal 2 - Colorado State 70, Rice 52 (3,481)
 Championship - SMU 65, Colorado State 49 (2,179)

2000 - Fresno, Calif. (March 8-11)

Seeds: 1-SMU, 2-Hawai'i, 3-Rice, 4-Tulsa, 5-TCU, 6-Fresno State, 7-UTEP, 8-San Jose State

Game 1 - SMU 99, San Jose State 56 (1,231)
 Game 2 - Tulsa 64, TCU 56 (1,231)
 Game 3 - Hawai'i 77, UTEP 48 (1,925)
 Game 4 - Rice 65, Fresno State 47 (1,925)
 Semifinal 1 - SMU 58, Tulsa 46 (1,051)
 Semifinal 2 - Rice 76, Hawai'i 73 (1,051)
 Championship - Rice 71, SMU 67 (6,609)

2001 - Tulsa, Okla. (March 7-10)

Seeds: 1-TCU, 2-Hawai'i, 3-SMU, 4-Nevada, 5-Rice, 6-Fresno State, 7-Tulsa, 8-UTEP, 9-San Jose State

Game 1 - San Jose State 66, UTEP 55 (2,046)
 Quarterfinal 1 - TCU 74, San Jose State 53 (1,279)
 Quarterfinal 2 - Rice 60, Nevada 56 (OT) (1,279)
 Quarterfinal 3 - SMU 61, Fresno State 56 (1,932)
 Quarterfinal 4 - Hawai'i 65, Tulsa 55 (1,932)
 Semifinal 1 - TCU 76, Rice 58 (2,123)
 Semifinal 2 - Hawai'i 97, SMU 88 (1,396)
 Championship - TCU 66, Hawai'i 58 (1,396)

2002 - Tulsa, Okla. (March 5-9)

Seeds: 1-Louisiana Tech, 2-Rice, 3-Hawai'i, 4-San Jose State, 5-Tulsa, 6-Nevada, 7-SMU, 8-Boise State, 9-Fresno State, 10-UTEP

Game 1 - SMU 73, UTEP 66 (1,016)
 Game 2 - Boise State 66, Fresno State 54 (OT) (1,016)
 Quarterfinal 1 - Hawai'i 45, Nevada 41 (1,052)
 Quarterfinal 2 - Rice 80, SMU 58 (1,052)
 Quarterfinal 3 - Louisiana Tech 70, Boise State 53 (2,971)
 Quarterfinal 4 - Tulsa 66, San Jose State 63 (2,971)
 Semifinal 1 - Hawai'i 59, Rice 36 (2,661)
 Semifinal 2 - Louisiana Tech 57, Tulsa 41 (2,661)
 Championship - Louisiana Tech 53, Hawai'i 50 (1,993)

2003 - Tulsa, Okla. (March 11-15)

Seeds: 1-Louisiana Tech, 2-Rice, 3-Fresno State, 4-Tulsa, 5-Hawai'i, 6-San Jose State, 7-SMU, 8-Boise State, 9-UTEP, 10-Nevada

Game 1 - SMU 60, Nevada 49 (2,751)
 Game 2 - Boise State 75, UTEP 58 (2,751)
 Quarterfinal 1 - SMU 58, Rice 55 (1,142)
 Quarterfinal 2 - Fresno State 63, San Jose State 57 (1,142)
 Quarterfinal 3 - Louisiana Tech 80, Boise State 55 (2,712)
 Quarterfinal 4 - Hawai'i 62, Tulsa 48 (2,712)
 Semifinal 1 - Fresno State 81, SMU 67 (1,164)
 Semifinal 2 - Louisiana Tech 85, Hawai'i 58 (1,164)
 Championship - Louisiana Tech 89, Fresno State 57 (3,512)

WAC TOURNAMENT

2004 - Fresno, Calif. (March 9-13)

Seeds: 1-Louisiana Tech, 2-Rice, 3-Tulsa, 4-UTEP, 5-SMU, 6-Fresno State, 7-San Jose State, 8-Hawai'i, 9-Boise State, 10-Nevada

Game 1 - Boise State 59, Hawai'i 56 (584)
 Game 2 - San Jose State 68, Nevada 60 (584)
 Quarterfinal 1 - Louisiana Tech 100, Boise State 56 (612)
 Quarterfinal 2 - UTEP 80, SMU 73 (612)
 Quarterfinal 3 - Rice 67, San Jose State 54 (1,907)
 Quarterfinal 4 - Tulsa 79, Fresno State 55 (1,907)
 Semifinal 1 - Louisiana Tech 74, UTEP 47 (786)
 Semifinal 2 - Rice 55, Tulsa 42 (786)
 Championship - Louisiana Tech 76, Rice 52 (987)

2005 - Reno, Nev. (March 8-12)

Seeds: 1-Louisiana Tech, 2-Rice, 3-Tulsa, 4-Fresno State, 5-SMU, 6-San Jose State, 7-Hawai'i, 8-UTEP, 9-Boise State, 10-Nevada

Game 1 - Boise State 55, UTEP 50 (468)
 Game 2 - Nevada 65, Hawai'i 61 (468)
 Quarterfinal 1 - Louisiana Tech 81, Boise State 68 (735)
 Quarterfinal 2 - Fresno State 71, SMU 53 (735)
 Quarterfinal 3 - San Jose State 63, Tulsa 60 (1,122)
 Quarterfinal 4 - Rice 64, Nevada 54 (1,122)
 Semifinal 1 - Louisiana Tech 92, Fresno State 87 (20T) (347)
 Semifinal 2 - Rice 76, San Jose State 68 (347)
 Championship - Rice 86, Louisiana Tech 66 (465)

2006 - Reno, Nev. (March 7-11)

Seeds: 1-Louisiana Tech, 2-Fresno State, 3-Hawai'i, 4-San Jose State, 5-Nevada, 6-Boise State, 7-New Mexico State, 8-Idaho, 9-Utah State

Game 1 - Idaho 70, Utah State 59 (419)
 Quarterfinal 1 - Boise State 72, Hawai'i 63 (518)
 Quarterfinal 2 - NM State 74, Fresno State 66 (518)
 Quarterfinal 3 - Nevada 76, San Jose State 61 (1,071)
 Quarterfinal 4 - Louisiana Tech 80, Idaho 57 (1,071)
 Semifinal 1 - NM State 60, Boise State 59 (4,908)
 Semifinal 2 - Louisiana Tech 69, Nevada 60 (4,908)
 Championship - Louisiana Tech 63, NM State 39 (4,744)

2007 - Las Cruces, N.M. (March 6-10)

Seeds: 1-Boise State, 2-Louisiana Tech, 3-Nevada, 4-Fresno State, 5-Hawai'i, 6-Utah State, 7-New Mexico State, 8-San Jose State 9-Idaho

Game 1 - San Jose State 72, Idaho 66 (597)
 Quarterfinal 1 - Fresno State 72, Hawai'i 47 (535)
 Quarterfinal 2 - Boise State 81, San Jose State 64 (535)
 Quarterfinal 3 - NM State 63, Louisiana Tech 57 (3,255)
 Quarterfinal 4 - Nevada 61, Utah State 60 (3,255)
 Semifinal 1 - Boise State 68, Fresno State 59 (2,837)
 Semifinal 2 - NM State 73, Nevada 62 (2,837)
 Championship - Boise State 49, NM State 46 (5,905)

2008 - Las Cruces, N.M. (March 11-15)

Seeds: 1-Fresno State, 2-Boise State, 3-New Mexico State, 4-Nevada, 5-Louisiana Tech, 6-Hawai'i, 7-Utah State, 8-Idaho, 9-San Jose State

Game 1 - San Jose State 70, Idaho 63 (4,384)
 Quarterfinal 1 - Louisiana Tech 82, Nevada 56 (1,618)
 Quarterfinal 2 - Fresno State 87, San Jose State 76 (1,618)
 Quarterfinal 3 - NM State 55, Hawai'i 40 (1,880)

Quarterfinal 4 - Boise State 61, Utah State 47 (2,181)
 Semifinal 1 - Fresno State 85, Louisiana Tech 58 (4,163)
 Semifinal 2 - NM State 72, Boise State 66 (4,163)
 Championship - Fresno State 72, NM State 56 (2,822)

NOTE: Fresno State's participation vacated

2009 - Reno, Nev. (March 10-14)

Seeds: 1-Fresno State, 2-Louisiana Tech, 3-Nevada, 4-Idaho, 5-Utah State, 6-Boise State, 7-New Mexico State, 8-Hawai'i, 9-San Jose State

Game 1 - Hawai'i 70, San Jose State 57 (1,401)
 Quarterfinal 1 - Utah State 59, Idaho 58 (OT) (539)
 Quarterfinal 2 - Fresno State 65, Hawai'i 50 (539)
 Quarterfinal 3 - Nevada 73, Boise State 65 (1,563)

Quarterfinal 4 - Louisiana Tech 81, NM State 68 (1,563)
 Semifinal 1 - Fresno State 57, Utah State 54 (1,518)
 Semifinal 2 - Nevada 91, Louisiana Tech 88 (OT) (1,518)
 Championship - Fresno State 56, Nevada 49 (2,281)

2010 - Reno, Nev. (March 10-14)

Seeds: 1-Fresno State, 2-Louisiana Tech, 3-Nevada, 4-Idaho, 5-New Mexico State, 6-Boise State, 7-Utah State, 8-Hawai'i

Quarterfinal 1 - Fresno State 83, Hawai'i 55
 Quarterfinal 2 - Idaho 75, New Mexico State 63
 Quarterfinal 3 - Nevada 64, Boise State 59
 Quarterfinal 4 - Louisiana Tech 82, Utah State 65
 Semifinal 1 - Fresno State 80, Idaho 66
 Semifinal 2 - Louisiana Tech 80, Nevada 77
 Championship - Louisiana Tech 68, Fresno State 66

TOURNAMENT FACTS

Tournament Attendance

1991 - Total: 1,561 - Avg.: 520 (3 Games)
 1992 - Total: 2,815 - Avg.: 402 (7 Games)
 1993 - Total: 6,571 - Avg.: 939 (7 Games)
 1994 - Total: 6,287 - Avg.: 898 (7 Games)
 1995 - Total: 8,156 - Avg.: 1,165 (7 Games)
 1996 - Total: 26,058 - Avg.: 3,723 (7 Sessions)
 1997 - Total: 9,457 - Avg.: 1,351 (7 Sessions)
 1998 - Total: 17,684 - Avg.: 2,947 (6 Sessions)
 1999 - Total: 12,883 - Avg.: 2,147 (6 Sessions)
 2000 - Total: 10,816 - Avg.: 2,704 (4 Sessions)
 2001 - Total: 8,776 - Avg.: 1,755 (5 Sessions)
 2002 - Total: 9,693 - Avg.: 1,937 (5 Sessions)
 2003 - Total: 11,281 - Avg.: 2,256 (5 Sessions)
 2004 - Total: 4,876 - Avg.: 975 (5 Sessions)
 2005 - Total: 3,137 - Avg.: 627 (5 Sessions)
 2006 - Total: 11,660 - Avg.: 2,332 (5 Sessions)
 2007 - Total: 13,129 - Avg.: 2,626 (5 Sessions)
 2008 - Total: 15,168 - Avg.: 3,034 (5 Sessions)
 2009 - Total: 7,302 - Avg.: 1,460 (5 Sessions)
 2010 - Total: 6,634 - Avg.: 1,659 (4 Sessions)


Tournament Finals

Year	Champion	Runner-Up
1991	Utah	Creighton
1992	Creighton	Utah
1993	Brigham Young	Utah
1994	San Diego State	Colorado State
1995	Utah	San Diego State
1996	Colorado State	New Mexico
1997	San Diego State	Utah
1998	New Mexico	Rice
1999	SMU	Colorado State
2000	Rice	SMU
2001	TCU	Hawai'i
2002	Louisiana Tech	Hawai'i
2003	Louisiana Tech	Fresno State
2004	Louisiana Tech	Rice
2005	Rice	Louisiana Tech
2006	Louisiana Tech	New Mexico State
2007	Boise State	New Mexico State
2008	Vacated	New Mexico State
2009	Fresno State	Nevada
2010	Louisiana Tech	Fresno State

NOTE: Fresno State vacated the 2008 title

Tournament MVPs

Year	MVP	School
1991	Mikki Kane	Utah
1992	Becky Strathman	Creighton
1993	Mikki Kane-Barton	Utah
1994	Christina Murguia	San Diego State
1995	Julie Krommenhoek	Utah
1996	Becky Hammon	Colorado State
1997	Jodi Nowlin-Tres	San Diego State
1998	Abby Garchek	New Mexico
1999	Karlin Kennedy	SMU
2000	Marla Brumfield	Rice
2001	Tricia Payne	TCU
2002	Ayana Walker	Louisiana Tech
2003	Cheryl Ford	Louisiana Tech
2004	Amisha Carter	Louisiana Tech
2005	Lauren Neaves	Rice
2006	Tasha Williams	Louisiana Tech
2007	Jessica Thompson	Boise State
2008	Jaleesa Ross	Fresno State
2009	Jaleesa Ross	Fresno State
2010	Shanavia Dowdell	Louisiana Tech



In 2010, Shanavia Dowdell became the first Louisiana Tech player to be named WAC Tournament MVP since 2006.

ALL-TOURNAMENT TEAM

1991 - Melanee Brooks-McQueen, Utah; Kieishsha Garnes, San Diego State; Kathy Halligan, Creighton; Mikki Kane, Utah (MVP); Shannon Struby, Creighton

1992 - Kathy Halligan, Creighton; Mikki Kane, Utah; Melissa Sanford, Creighton; Becky Strathman, Creighton (MVP); Tanya Zachary, Utah

1993 - Debbie Dimond, Brigham Young; Andrea Herold, Utah; Mikki Kane-Barton, Utah (MVP); Thais Kidd, Brigham Young; Shenita Waddell, UTEP

1994 - Sorii Epps, San Diego State; Teresa James, Colorado State; Christina Murguia, San Diego State (MVP); Misty Smith, Colorado State; Falisha Wright, San Diego State; Suzanne Zahasky, Fresno State

1995 - Amber McEwen, Utah; Julie Krommenhoek, Utah (MVP); Staci Oddo, Fresno State; Michelle Suman, San Diego State; Falisha Wright, San Diego State; Lakeysa Wright, San Diego State

1996 - Becky Hammon, Colorado State (MVP); Abby Garchek, New Mexico; Julie Krommenhoek, Utah; Amber McEwen, Utah; Tamika Stukes, New Mexico

1997 - Kim Brandl, SMU; Julie Krommenhoek, Utah; Kendis Keeburg, Hawai'i; Jodi Nowlin-Tres, San Diego State (MVP); Sandy Wright, San Diego State

1998 - Marla Brumfield, Rice; Kari Gallup, Brigham Young; Abby Garchek, New Mexico (MVP); Becky Hammon, Colorado State; Katie Kern, New Mexico

1999 - Claudia Brassard, SMU; Linda Froehlich, UNLV; Becky Hammon, Colorado State; Nici Johnson, SMU; Karlin Kennedy, SMU (MVP)

2000 - Marla Brumfield, Rice (MVP); Raylene Howard, Hawai'i; Kirra Jordan, Rice; Karlin Kennedy, SMU; D-dra Rucker, SMU

2001 - Kylie Galloway, Hawai'i; Tricia Payne, TCU (MVP); Amy Porter, TCU; Dainora Puida, Hawai'i; D-dra Rucker, SMU

2002 - Cheryl Ford, Louisiana Tech; Janka Gabrielova, Hawai'i; Christen Roper, Hawai'i; Ayana Walker, Louisiana Tech (MVP); Kim Willoughby, Hawai'i

2003 - Cheryl Ford, Louisiana Tech (MVP); Trina Frierson, Louisiana Tech; Lindsay Logan, Fresno State; Amber Obaze, Louisiana Tech; Omelogo Udeze, Fresno State

2004 - Amisha Carter, Louisiana Tech (MVP); Trina Frierson, Louisiana Tech; Lauren Neaves, Rice; Jillian Robbins, Tulsa; Erica Taylor, Louisiana Tech

2005 - Krystal Frazier, Rice; Lauren Neaves, Rice (MVP); Mirenda Swearengin, Fresno State; Erica Taylor, Louisiana Tech; Tasha Williams, Louisiana Tech

2006 - Dellena Criner, Nevada; Jenean Ford, New Mexico State; Leilani Mitchell, Idaho; Shan Moore, Louisiana Tech; Tasha Williams, Louisiana Tech (MVP)

2007 - Dellena Criner, Nevada; Tasha Harris, Boise State; Sherell Neal, New Mexico State; Cecilia Russell-Nava, New Mexico State; Jessica Thompson, Boise State (MVP)

2008 - Emma Andrews, Fresno State; Tasha Harris, Boise State; Anikia Jawara, New Mexico State; Jaleesa Ross, Fresno State (MVP); Tierre Wilson, Fresno State

2009 - Dellena Criner, Nevada; Shanavia Dowdell, Louisiana Tech; Joh-Teena Filipe, Fresno State; Shavon Moore, Nevada; Jaleesa Ross, Fresno State (MVP)

2010 - Shanavia Dowdell, Louisiana Tech (MVP); Adrienne Johnson, Louisiana Tech; Hayley Munro, Fresno State; Jaleesa Ross, Fresno State; Yinka Olorunnife, Idaho

ALL-TOURNAMENT TEAMS BY SCHOOL

Boise State3 Tasha Harris (2) Jessica Thompson	Idaho2 Leilani Mitchell Yinka Olorunnife	San Diego State9 Sorii Epps Kieishsha Garnes Christina Murguia Michelle Suman Jodi Nowlin-Tres Falisha Wright (2) Lakeysa Wright Sandy Wright
Brigham Young3 Debbie Dimond Kari Gallup Thais Kidd	Louisiana Tech15 Amisha Carter Shanavia Dowdell Cheryl Ford (2) Trina Frierson (2) Adrienne Johnson Shan Moore Amber Obaze Erica Taylor (2) Ayana Walker Tasha Williams (2)	SMU7 Kim Brandl Claudia Brassard Karlin Kennedy (2) Nici Johnson D-dra Rucker (2)
Colorado State5 Becky Hammon (3) Teresa James Misty Smith	Nevada4 Dellena Criner (3) Shavon Moore	TCU2 Tricia Payne Amy Porter
Creighton5 Kathy Halligan (2) Melissa Sanford Becky Strathman Shannon Struby	New Mexico4 Abby Garchek (2) Katie Kern Tamika Stukes	Tulsa1 Jillian Robbins
Fresno State12 Emma Andrews Joh-Teena Filipe Lindsay Logan Hayley Munro Staci Oddo Jaleesa Ross (3) Mirenda Swearengin Omelogo Udeze Tierre Wilson Suzanne Zahasky	New Mexico State4 Jenean Ford Anikia Jawara Sherell Neal Cecilia Russell-Nava	UNLV1 Linda Froehlich
Hawai'i6 Janka Gabrielova Kylie Galloway Kendis Keeburg Dainora Puida Christen Roper Kim Willoughby	Rice7 Marla Brumfield (2) Krystal Frazier Raylene Howard Kirra Jordan Lauren Neaves (2)	Utah11 Mikki Kane-Barton (3) Andrea Herold Melanee Brooks-McQueen Julie Krommenhoek (3) Amber McEwen (2) Tanya Zachary
		UTEP1 Shenita Waddell
		Bold = Tournament MVP

WAC TOURNAMENT RECORDS

INDIVIDUAL

Most Points

Game:	44	Kieishsha Garnes, SDSU (vs. CU), 1991
Tournament:	81	Abby Garchek, New Mexico 1998 (4 games)

Most Field Goals Made

Game:	17 (att. 28)	Kieishsha Garnes, SDSU (vs. CU), 1991
Tournament:	29 (att. 65)	Abby Garchek, New Mexico 1998 (4 games)

Most Field Goals Attempted

Game:	28 (made 8)	Jillian Robbins, Tulsa (vs. Rice), 2004
	28 (made 17)	Kieishsha Garnes, SDSU (vs. CU), 1991
Tournament:	54 (made 28)	Becky Hammon, CSU, 1996 (3 games)

Best Field Goal Percentage

Game (min. 15 atts.):	.778 (14-18)	Mikki Kane, Utah (vs. CU), 1991
Tournament (min. 20 atts.):	.680 (17-25)	Tashaa Williams, LTU, 2006 (3 games)

Most Three-Point Field Goals Made

Game:	6 (att. 14)	Kimya Murray, UTEP (vs. SMU), 2002
	6 (att. 10)	Kari Gallup, BYU (vs. Utah), 1998
	6 (att. 10)	Kari Gallup, BYU (vs. Fresno State), 1998
	6 (att. 10)	Becky Hammon, CSU (vs. SMU), OT, 1998
	6 (att. 9)	Julie Krommenhoek, Utah (vs. SMU), 1997
	6 (att. 10)	Becky Hammon, CSU (vs. New Mexico), 1996
Tournament:	14 (att. 26)	Kari Gallup, BYU, 1998 (3 games)

Most Three-Point Field Goals Attempted

Game:	14 (made 6)	Kimya Murray, UTEP (vs. SMU), 2002
	14 (made 3)	Danada Smith, San Jose State (vs. TCU), 2001
	14 (made 4)	Jill Sutton, TCU (vs. UTEP), 1998
Tournament:	26 (made 10)	Becky Hammon, CSU, 1999 (3 games)
	26 (made 14)	Kari Gallup, BYU, 1998 (3 games)
	26 (made 13)	Julie Krommenhoek, Utah, 1997 (3 games);
	26 (made 12)	Jaleesa Ross, Fresno State, 2009 (3 games)

Most Free Throws Made

Game:	13 (att. 16)	Lindsey Harris, San Jose State (vs. Rice), 2005
Tournament:	21 (att. 24)	Linda Froehlich, UNLV, 1999 (2 games)

Most Free Throws Attempted

Game:	16 (made 13)	Mikki Kane, Utah (vs. UTEP), 1992
Tournament:	24 (made 21)	Linda Froehlich, UNLV, 1999 (2 games)

Most Rebounds

Game:	25	Cheryl Ford, LT (vs. Fresno State), 2003
Tournament:	45	Cheryl Ford, LT, 2003 (3 games)

Most Assists

Game:	14	Alli Bills, Utah, (vs. SMU), 1997
Tournament:	26	Alli Bills, Utah, 1997 (3 games)

Most Steals

Game:	7	Tomika Young, BYU (vs. New Mexico), 1993
Tournament:	14	Erica Taylor, Louisiana Tech, 2003 (3 games)
	14	Jodi Nowlin-Tres, SDSU, 1997 (3 games)
	14	Christina Murguia, SDSU, 1995 (3 games)

Most Blocked Shots

Game:	9	Michelle Suman, SDSU (vs. Utah), 1995
Tournament:	17	Michelle Suman, SDSU, 1995 (3 games)

TEAM RECORDS

Most Points

Half:	66 (1st)	Louisiana Tech (vs. Boise State), 2004
Game:	100	Louisiana Tech (vs. Boise State), 2004
Tournament:	288	New Mexico, 1998 (4 games)

Most Field Goals Made

Game:	40 (att 64)	SMU (vs. San Jose State), 2000
Tournament:	100 (att 228)	New Mexico, 1998 (4 games)

Most Field Goals Attempted

Game:	84 (made 32)	Boise State (vs. San Jose State), 2007
Tournament:	228 (made 100)	New Mexico, 1998 (4 games)

Best Field Goal Percentage

Game:	.659 (27-41)	BSU (vs. UTEP), 2003
Tournament (min. 2 games):	.524 (75-143)	Utah, 1992 (3 games)

Most Three-Point Field Goals Made

Game:	13 (att. 28)	Fresno State (vs. Idaho), 2010
	13 (att. 33)	Fresno State (vs. Louisiana Tech), 2008
Tournament:	32 (att. 79)	Fresno State, 2010 (3 games)

Most Three-Point Field Goals Attempted

Game:	33 (made 11)	Fresno State (vs. Hawai'i), 2009
	33 (made 13)	Fresno State (vs. Louisiana Tech), 2008
Tournament:	85 (made 27)	Fresno State, 2009 (3 games)

Best Three-Point Field Goal Percentage

Game (minimum 5 atts.):	.769 (10-13)	Utah (vs. BYU), 1995
Tournament (minimum 10 atts.):	.667 (18-27)	Utah, 1995 (3 games)

Most Free Throws Made

Game:	30 (att. 33)	Nevada (vs. San Jose State), 2006
	30 (att. 44)	Rice (vs. San Jose State); 2005
Tournament:	73 (att. 99)	New Mexico, 1998 (4 games)

Most Free Throws Attempted

Game:	44 (made 30)	Rice (vs. San Jose State), 2005
Tournament:	99 (made 73)	New Mexico, 1998 (4 games)

Best Free Throw Percentage

Game (minimum 15 atts.):	.941 (16-17)	TCU (vs. Hawai'i), 1997
Tournament (minimum 30 atts.):	.868 (33-38)	Fresno State, 2010 (3 games)

Most Rebounds

Game:	60	Tulsa (vs. Rice), 2004
Tournament:	147	Rice, 2005 (3 games)

Most Assists

Game:	29	Creighton (vs. New Mexico), 1992
Tournament:	62	Utah, 1992 (3 games)
		Creighton, 1992 (3 games)

Most Steals

Game:	23	Louisiana Tech (vs. Boise State), 2004
Tournament:	58	Louisiana Tech, 2004 (3 games)

Most Blocked Shots

Game:	14	Rice (vs. Tulsa), 2004
Tournament:	28	Rice, 2004 (3 games)

Most Personal Fouls

Game:	32	UTEP (vs. Utah), 1992
Tournament:	67	SDSU, 1995 (3 games)

DEFENSIVE

Most Turnovers Caused

Game:	34	Creighton (vs. New Mexico), 1992
Tournament:	83	Louisiana Tech, 2004 (3 games)

Fewest Points Allowed

Half:	12	Rice (vs. Fresno State), 2000
		SDSU (vs. New Mexico), 1997
Game:	36	Hawai'i (vs. Rice), 2002

Best Field Goal Percentage Defense

Half:	.125 (4-32)	Louisiana Tech (vs. New Mexico State), 2006
Game:	.203 (15-74)	Tulsa (vs. Rice), 2004

MISCELLANEOUS

Most Points, Both Teams

Game:	185	Hawai'i 97, SMU 88 (OT), 2001
-------	-----	-------------------------------

Fewest Points, Both Teams

Game:	86	Hawai'i (54), Nevada (41), 2002
-------	----	---------------------------------

Largest Winning Margin

Game:	47	Louisiana Tech 100, Boise State 53, 2004
-------	----	--

Lowest Seed to Win Tournament

		New Mexico (4), 1998
--	--	----------------------

Biggest Upset Based on Seeds

		New Mexico State-7 def. Louisiana Tech-2, 2007
		New Mexico State-7 def. Fresno State-2, 2006
		SMU-7 def. Rice-2, 2003

2011 WAC TOURNAMENT BRACKET

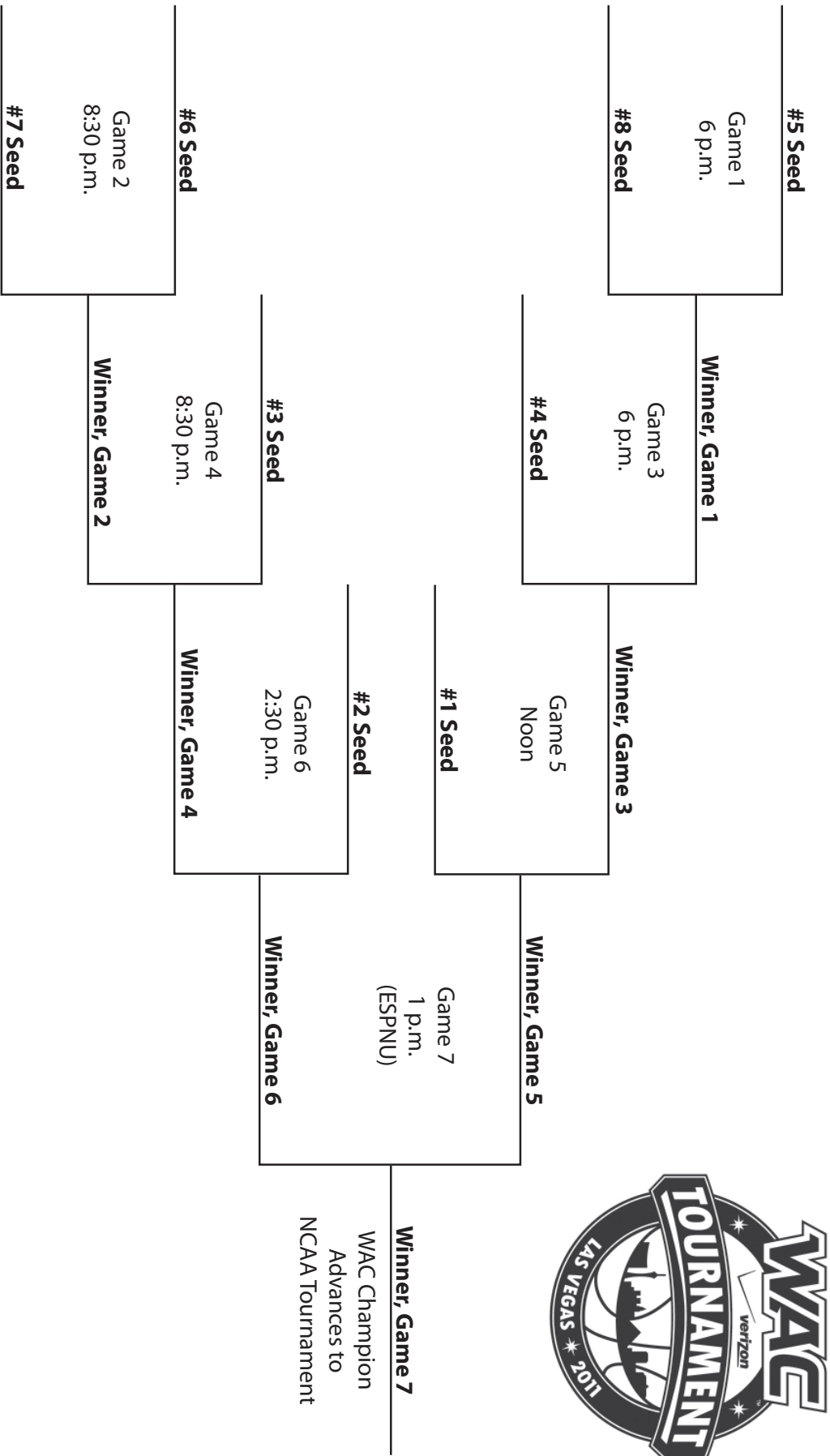
2011 WAC BASKETBALL TOURNAMENT Women's Bracket

FIRST ROUND
Wednesday, March 9


QUARTERFINALS
Thursday, March 10

SEMIFINALS
Friday, March 11


CHAMPIONSHIP
Saturday, March 12



WAC IN THE NBA



Louisiana Tech's Teresa Weatherspoon was a dominant force for the New York Liberty for seven seasons.



Two-time WAC Player of the Year, Cheryl Ford, was named the 2003 WNBA Rookie of the Year and helped the Detroit Shock to a worst-to-first WNBA title. The Shock also captured the 2006 and 2008 titles.



Ayanna Walker was one of two former Lady Techsters on the Detroit Shock 2003 WNBA Champion roster.

WNBA PLAYERS

BOISE STATE

Tricia Bader Binford

Utah, 1998-1999
Cleveland Rockers, 1999-02

LOUISIANA TECH

LaShawn Brown

Washington Mystics, 1998

Alisa Burras

Cleveland Rockers, 1999
Portland Fire, 2000-2002
Seattle Storm, 2003

Amisha Carter

Detroit Shock 2004

Trina Frierson

Seattle Storm, 2004

Cheryl Ford

Detroit Shock, 2003-09

Tamicha Jackson

Detroit Shock, 2000
Portland Fire, 2001-2002
Phoenix Mercury, 2003
Washington Mystics, 2004-05
Phoenix Mercury, 2006

Vickie Johnson

New York Liberty, 1997-2005
San Antonio Silver Stars, 2006-08

Janice Lawrence-Braxton

Cleveland Rockers, 1997-1999

Venus Lacy

New York Liberty, 1999-2000

Betty Lennox

Minnesota Lynx, 2000-2001
Miami Sol, 2002
Cleveland Rockers, 2003
Seattle Storm, 2004-07, 2009-10
Atlanta Dream, 2008

Takeisha Lewis

Seattle Storm, 2002

Monica Maxwell

Washington Mystics, 1999
Indiana Fever, 2000-2002

Racquel Spurlock

Houston Comets, 1997

Ayana Walker

Detroit Shock, 2002-2005, 2007
Charlotte Sting, 2005-06

Teresa Weatherspoon

New York Liberty, 1997-2003
Los Angeles Sparks, 2004

Amanda Wilson

Phoenix Mercury, 1999-2000

HAWAII

Judy Mosely


Sacramento Monarchs, 1997-98
Los Angeles Sparks, 1998



Trina Frierson is one of more than 15 former Lady Techsters to have played professional basketball.



Another former WAC athlete joined the Detroit Shock when 2003-04 WAC Player of the Year Amisha Carter was drafted by the team.



Former Hawai'i standout Judy Mosely played for the Sacramento Monarchs.

BOISE STATE • FRESNO STATE • HAWAII • IDAHO • LOUISIANA TECH • NEVADA • NEW MEXICO STATE • NEVADA • SAN JOSE STATE • UTAH STATE

2010-11 COMPOSITE SCHEDULE

All times local/Dates and times subject to change

Friday, Nov. 12

Portland at Boise State, 4 p.m.
Dixie State at Utah State, 4 p.m.
Fresno State at Santa Clara, 6 p.m.
Chico State at Nevada, 7 p.m.
New Mexico State at North Dakota State, 7 p.m.
Weber State at San Jose State, 7 p.m.

Saturday, Nov. 13

Eastern Oregon at Idaho, 5:30 p.m.
Prairie View A&M at Louisiana Tech, 6 p.m.
New Mexico State at North Dakota, 7 p.m.

Sunday, Nov. 14

Idaho State at Boise State, 2 p.m.
Fresno State at Sacramento State, 2 p.m.
Pepperdine at Nevada, 2 p.m.

Monday, Nov. 15

San Jose State at San Francisco, 7 p.m.
Utah State at North Dakota State, 7 p.m.

Tuesday, Nov. 16

Southern Utah at Boise State, 7 p.m.
Western Kentucky at Louisiana Tech, 7 p.m.

Wednesday, Nov. 17

Eastern Washington at Idaho, 6 p.m.
Cal Poly at Fresno State, 7 p.m.
Nevada at Sacramento State, 7 p.m.
New Mexico State at UTEP, 7 p.m.

Friday, Nov. 19

Cal State Northridge at Hawai'i, 5 p.m.
(Jack in the Box Rainbow Wahine Classic)
Louisiana Tech at UALR, 7 p.m.
San Jose State at Pacific, 7 p.m.

Saturday, Nov. 20

UC Irvine at Fresno State, 2 p.m.
Idaho at UC Santa Barbara, 2 p.m.
Eastern Michigan at Hawai'i, 3 p.m.
(Jack in the Box Rainbow Wahine Classic)
Houston at New Mexico State, 5 p.m.
Eastern Washington at Boise State, 7 p.m.
Montana at Utah State, 7 p.m.

Sunday, Nov. 21

San Jose State at Cal State Fullerton, 1 p.m.
Nevada at UNLV, 2 p.m.
Oregon State at Hawai'i, 5 p.m.
(Jack in the Box Rainbow Wahine Classic)

Monday, Nov. 22

Fresno State at Oklahoma, 7 p.m.
Western New Mexico at New Mexico State, 7 p.m.

Tuesday, Nov. 23

Utah State at Brigham Young, 4 p.m.
San Jose State at Alaska Anchorage, 6 p.m.
(Great Alaska Shootout)
Boise State at Pepperdine, 7 p.m.
Houston at Louisiana Tech, 7 p.m.

Wednesday, Nov. 24

San Jose State vs. Kent State/Washington, TBA
(Great Alaska Shootout)

Friday, Nov. 26

Idaho at Oregon, 11:15 a.m.
(Oregon Tournament)
NC State at Nevada, 1 p.m.
(Nugget Classic)
Alcorn State at New Mexico State, 6:30 p.m.
(Hotel Encanto Thanksgiving Classic)
North Carolina Central at Hawai'i, 7 p.m.
(Marriott Rainbow Wahine Showdown)

Saturday, Nov. 27

Boise State vs. Texas A&M-Corpus Christi, noon
(CSU Thanksgiving Classic)
Idaho vs. Sacramento State, noon
(Oregon Tournament)
Louisiana Tech at Missouri State, 2 p.m.
Utah State at Weber State, 2 p.m.
Northern Iowa/Louisiana Monroe at New Mexico State, 6:30 p.m.
(Hotel Encanto Thanksgiving Classic)
TBA at Hawai'i, 7 p.m.
(Marriott Rainbow Wahine Showdown)
San Diego State/Minnesota at Nevada, TBD
(Nugget Classic)

Sunday, Nov. 28

Boise State vs. Texas Southern, noon
(CSU Thanksgiving Classic)
Idaho vs. Cal State Bakersfield, noon
(Oregon Tournament)
Pepperdine at Fresno State, 2 p.m.
TBA at Hawai'i, 6 p.m.
(Marriott Rainbow Wahine Showdown)

Monday, Nov. 29

Southern Utah at Utah State, 7 p.m.

Wednesday, Dec. 1

Fresno State at Pacific, 6 p.m.
Louisiana Tech at Mississippi State, 7 p.m.
New Mexico at New Mexico State, 7 p.m.
San Jose State at Northern Arizona, 7 p.m.
Utah State at Utah Valley, 7 p.m.

Thursday, Dec. 2

Hawai'i at Portland State, 7 p.m.
Arizona at Nevada, 7 p.m.

Friday, Dec. 3

Oregon at Boise State, 7 p.m.

Saturday, Dec. 4

Idaho at Wyoming, 1 p.m.
TCU at Fresno State, 2 p.m.
Utah State at Northern Arizona, 2 p.m.
Hawai'i at Portland, 7 p.m.

Sunday, Dec. 5

Nevada at Washington State, 1 p.m.
Boise State at Seattle, 2 p.m.
Cal State Northridge at New Mexico State, 1 p.m.
UNLV at San Jose State, 2 p.m.

Wednesday, Dec. 8

Montana at Idaho, 6 p.m.
Fresno State at Cal State Bakersfield, 7 p.m.
San Francisco at Utah State, 7 p.m.

Saturday, Dec. 11

Sacramento State at Boise State, 1 p.m.
Idaho State at Utah State, 3 p.m.
San Jose State at Denver, 7 p.m.
Idaho at Seattle, TBA

Sunday, Dec. 12

Fresno State at Stanford, 1 p.m.
Southern at Louisiana Tech, 2 p.m.

Monday, Dec. 13

New Mexico State at Michigan, 7 p.m.

Wednesday, Dec. 15

Arkansas State at Louisiana Tech, 7 p.m.

Thursday, Dec. 16

Portland State at Nevada, 7 p.m.

Friday, Dec. 17

Idaho at Gonzaga, 6 p.m.
Louisiana Tech at Tulane, 7 p.m.

Saturday, Dec. 18

Fresno State vs. UC Santa Barbara, 3 p.m.
(St. John's Holiday Classic)
Boise State at Weber State, 5 p.m.
Cal Poly at San Jose State, 7 p.m.

Sunday, Dec. 19

New Mexico State at Arizona, 2 p.m.
Louisiana Tech at LSU, 3 p.m.
UCLA at Hawai'i, 7 p.m.
(Chevron Rainbow Wahine Shootout)
Fresno State vs. St. John's/Southern Miss, TBA
(St. John's Holiday Classic)

Monday, Dec. 20

South Dakota State at Utah State, noon
Boise State at Utah Valley, 3 p.m.
Nevada vs. Illinois State, 1 p.m.
(Caribbean Challenge)

Tuesday, Dec. 21

East Carolina at Hawai'i, 2 p.m.
(Chevron Rainbow Wahine Shootout)
Nevada vs. Ball State, 1 p.m.
(Caribbean Challenge)
UC Davis at San Jose State, 7 p.m.

Wednesday, Dec. 22

Utah at New Mexico State, 7 p.m.

Thursday, Dec. 23

Idaho at Saint Mary's, 1 p.m.
Wyoming at Utah State, 2 p.m.

Tuesday, Dec. 28

Columbia at Hawai'i, 7 p.m.
(Pepsi Rainbow Wahine Classic)

Wednesday, Dec. 29

Saint Mary's at Boise State, 6 p.m.
USC at Fresno State, 6 p.m.
Cal State Bakersfield at Hawai'i, 7 p.m.
(Pepsi Rainbow Wahine Classic)
Mount St. Mary's at San Jose State, 7 p.m.
Louisiana Tech vs. Georgia, 8 p.m.
(FIU Tournament)

Thursday, Dec. 30

UNLV at Hawai'i, 7 p.m.
(Pepsi Rainbow Wahine Classic)
Idaho at Portland, 7 p.m.
Nevada at Weber State, 7 p.m.
New Mexico State at New Mexico, 7 p.m.
Louisiana Tech vs. Marquette/Fla. International, TBA
(FIU Tournament)

2010-11 COMPOSITE SCHEDULE

Saturday, Jan. 1

Brigham Young at Nevada, 2 p.m.
Utah State at Utah, 3 p.m.

Sunday, Jan. 2

College of Idaho at Boise State, 2 p.m.
Southern Miss at Louisiana Tech, 2 p.m.
UTEP at New Mexico State, 2 p.m.
Santa Clara at San Jose State, 2 p.m.

Monday, Jan. 3

UC Riverside at Fresno State, 6 p.m.

Thursday, Jan. 6

*Louisiana Tech at San Jose State, 5 p.m.
*New Mexico State at Hawai'i, 5 p.m.
*Boise State at Utah State, 7 p.m.
*Idaho at Nevada, 8 p.m. (ESPNU)

Saturday, Jan. 8

*Boise State at Nevada, 4:30 p.m.
*Louisiana Tech at Hawai'i, 5 p.m.
*New Mexico State at San Jose State, 5 p.m.
*Fresno State at Utah State, 7 p.m.

Monday, Jan. 10

*Fresno State at Idaho, 6 p.m.

Wednesday, Jan. 12

*Nevada at New Mexico State, 7 p.m.

Thursday, Jan. 13

*Louisiana Tech at Fresno State, 6 p.m. (ESPNU)
*San Jose State at Boise State, 6 p.m.
*Hawai'i at Idaho, 6 p.m.

Saturday, Jan. 15

*Nevada at Utah State, 3 p.m.
*Hawai'i at Boise State, 6 p.m.
*New Mexico State at Fresno State, 6 p.m.

Thursday, Jan. 20

*Idaho at San Jose State, 7 p.m.
*Utah State at Louisiana Tech, 7 p.m.

Saturday, Jan. 22

*Boise State at Idaho, 5 p.m.
*Hawai'i at San Jose State, 7 p.m.
*Nevada at Louisiana Tech, 7 p.m.
*Utah State at New Mexico State, 7 p.m.

Monday, Jan. 24

*Hawai'i at Fresno State, 6 p.m.

Thursday, Jan. 27

*Louisiana Tech at Idaho, 6 p.m.
*New Mexico State at Boise State, 7 p.m.
*Hawai'i at Utah State, 7 p.m.
*San Jose State at Fresno State, 7 p.m.

Saturday, Jan. 29

*New Mexico State at Idaho, 2 p.m.
*Fresno State at Nevada, 2 p.m.
*Louisiana Tech at Boise State, 7 p.m.
*San Jose State at Utah State, 7 p.m.

Monday, Jan. 31

*Nevada at Hawai'i, 7 p.m.

Wednesday, Feb. 2

*Boise State at Hawai'i, 6 p.m.
*San Jose State at Idaho, 6 p.m.

Thursday, Feb. 3

*Fresno State at New Mexico State, 7 p.m.
*Utah State at Nevada, 7 p.m.

Saturday, Feb. 5

*Utah State at Boise State, 7 p.m.
*Fresno State at Louisiana Tech, 7 p.m.
*Idaho at Hawai'i, 7 p.m.
*Nevada at San Jose State, 7 p.m.

Monday, Feb. 7

*New Mexico State at Louisiana Tech, 7 p.m.

Thursday, Feb. 10

*Boise State at Fresno State, 7 p.m.
*San Jose State at Nevada, 7 p.m.
*Idaho at Utah State, 7 p.m.

Saturday, Feb. 12

*Utah State at Fresno State, 2 p.m.
*Idaho at Boise State, 6 p.m.
*Louisiana Tech at New Mexico State, 7 p.m.
*Hawai'i at Nevada, 7 p.m.

Tuesday, Feb. 15

*Hawai'i at New Mexico State, 7 p.m.

Thursday, Feb. 17

*Nevada at Idaho, 6 p.m.
*Fresno State at Boise State, 7 p.m.
*Hawai'i at Louisiana Tech, 7 p.m.
*San Jose State at New Mexico State, 7 p.m.

Saturday, Feb. 19

*Utah State at Idaho, 2 p.m.
*Nevada at Boise State, 7 p.m.
*San Jose State at Louisiana Tech, TBA

Thursday, Feb. 24

*San Jose State at Hawai'i, 5 p.m.
*Idaho at Fresno State, 6 p.m.
*New Mexico State at Utah State, 7 p.m.

Saturday, Feb. 26

*New Mexico State at Nevada, 2 p.m.
*Louisiana Tech at Utah State, 3 p.m.
*Boise State at San Jose State, 7:30 p.m.

Sunday, Feb. 27

*Fresno State at Hawai'i, 5 p.m.

Monday, Feb. 28

*Louisiana Tech at Nevada, 8 p.m. (ESPNU)

Thursday, March 3

*Fresno State at San Jose State, 5 p.m.
*Boise State at Louisiana Tech, 6 p.m.
*Utah State at Hawai'i, 7 p.m.
*Idaho at New Mexico State, 7 p.m.

Saturday, March 5

*Idaho at Louisiana Tech, 2 p.m.
*Boise State at New Mexico State, 3 p.m.
*Nevada at Fresno State, 6 p.m.
*Utah State at San Jose State, 7 p.m.

Wednesday, March 9

WAC Tournament First Round Game 1, 6 p.m.
WAC Tournament First Round Game 2, 8:30 p.m.

Thursday, March 10

WAC Tournament Quarterfinal Game 1, 6 p.m.
WAC Tournament Quarterfinal Game 2, 8:30 p.m.

Friday, March 11

WAC Tournament Semifinal Game 1, noon
WAC Tournament Semifinal Game 2, 2:30 p.m.

Saturday, March 12

WAC Tournament Championship Game, 1 p.m. (ESPNU)

Saturday-Tuesday, March 19-22

2011 NCAA Tournament
First and Second Rounds

Host: University of New Mexico
The Pit/Bob King Court - Albuquerque, N.M.

Host: Auburn University
Auburn Arena - Auburn, Ala.

Host: University of Virginia
John Paul Jones Arena - Charlottesville, Va.

Host: Xavier University
Cintas Center - Cincinnati, Ohio

Host: University of Maryland
Comcast Center - College Park, Md.

Host: Ohio State University
St. John Arena - Columbus, Ohio

Host: Duke University
Cameron Indoor Stadium - Durham, N.C.

Host: University of Tennessee, Knoxville
Thompson-Boling Arena - Knoxville, Tenn.

Host: University of Utah
Huntsman Center - Salt Lake City, Utah

Host: Louisiana Tech University
CenturyTel Center - Shreveport, La.

Host: Gonzaga University
McCarthy Athletic Center - Spokane, Wash.

Host: Stanford, University
Maples Pavilion - Stanford, Calif.

Host: University of Connecticut
Harry A. Gampel Pavilion - Storrs, Ct.

Host: Pennsylvania State University
Bryce Jordan Center - University Park, Pa.

Host: Baylor University
Ferrell Center - Waco, Texas

Host: Wichita State University
INTRUST Bank Arena - Wichita, Kan.

Saturday-Tuesday, March 26-29

NCAA Regionals

Dayton Regional
Host: University of Dayton
University of Dayton Arena - Dayton, Ohio

Spokane Regional
Host: Washington State University
Spokane Veterans Memorial Arena - Spokane, Wash.

Philadelphia Regional
Host: Temple University
The Liacouras Center - Philadelphia, Pa.


Dallas Regional
Host: Big 12 Conference
American Airlines Center - Dallas, Texas

Sunday and Tuesday, April 3 and 5

Women's Final Four
Hosts: Butler University, IUPUI, Horizon League
Conseco Fieldhouse - Indianapolis, Ind.



Bragging rights are better with unlimited bragging.



Friends & Family.® Whether you're calling to celebrate with other fans, or just to do a little bragging, now you can do it for less. With Friends & Family, you get unlimited calling to the 10 numbers you call most. On any network. Anywhere in America. Even if those closest to you happen to be rival fans.

Included with any Nationwide Family SharePlan® with 1400 anytime minutes or more (activation fees, taxes, and other charges apply).*

Official Wireless Provider of the Western Athletic Conference



America's Largest and Most Reliable Wireless Network.

Call 1.800.2.JOIN.IN

Click www.verizonwireless.com

Visit any Communications Store

*Our Surcharges (incl. Fed. Univ. Svc. of 12.9% of interstate & int'l telecom charges (varies quarterly), 7¢ Regulatory & 92¢ Administrative/line/mo. & others by area) are not taxes (details: 1-888-684-1888); gov't taxes & our surcharges could add 5% - 32% to your bill. Activation fee/line: \$35 (\$25 for secondary Family SharePlan lines w/ 2-yr. Agmts).

IMPORTANT CONSUMER INFORMATION: Subject to Cust. Agmt, Calling Plan & credit approval. Up to \$175 early termination fee/line, up to 45¢/min. after allowance & add'l charges apply for data sent or received. Friends & Family®: Only domestic landline or wireless numbers (other than directory assistance, 900 numbers or customer's own wireless or voice mail access numbers) included; all eligible lines on an account share the same Friends & Family numbers, up to account's eligibility limits; set up & manage online. Offers & coverage, varying by svc., not available everywhere. Network details & coverage maps at vzw.com. © 2009 Verizon Wireless.

WAC™

WESTERN ATHLETIC CONFERENCE

The 2011 WAC Basketball Tournament will be held March 9-12 at the Orleans Arena in Las Vegas, Nev., and will include the top eight teams in the regular-season standings.

Louisiana Tech won its fifth overall WAC Tournament title last season, defeating Fresno State, 68-66.



2011 WAC WOMEN'S BASKETBALL TOURNAMENT SCHEDULE

Wednesday, March 9 (First Round)

No. 5 Seed vs. No. 8 Seed, 6 p.m.
No. 6 Seed vs. No. 7 Seed, 8:30 p.m.

Thursday, March 10 (Quarterfinals)

Winner Game 1 vs. No. 4 Seed, 6 p.m.
Winner Game 2 vs. No. 3 Seed, 8:30 p.m.

Friday, March 11 (Semifinals)

Winner Game 3 vs. Seed No. 1, 12 p.m.
Winner Game 4 vs. Seed No. 2, 2:30 p.m.

Saturday, March 12 (Championship)

Winner Game 5 vs. Winner Game 6, 1 p.m. (ESPNU)

All Times Pacific/Subject to Change

2011 WAC WOMEN'S BASKETBALL TOURNAMENT

BOISE STATE • FRESNO STATE • HAWAII • IDAHO • LOUISIANA TECH • NEVADA • NEW MEXICO STATE • SAN JOSE STATE • UTAH STATE