


# 2<sup>nd</sup> GREEK POLL

on behalf of pelop.gr

May 31<sup>st</sup> 2012



 **pelop.gr**

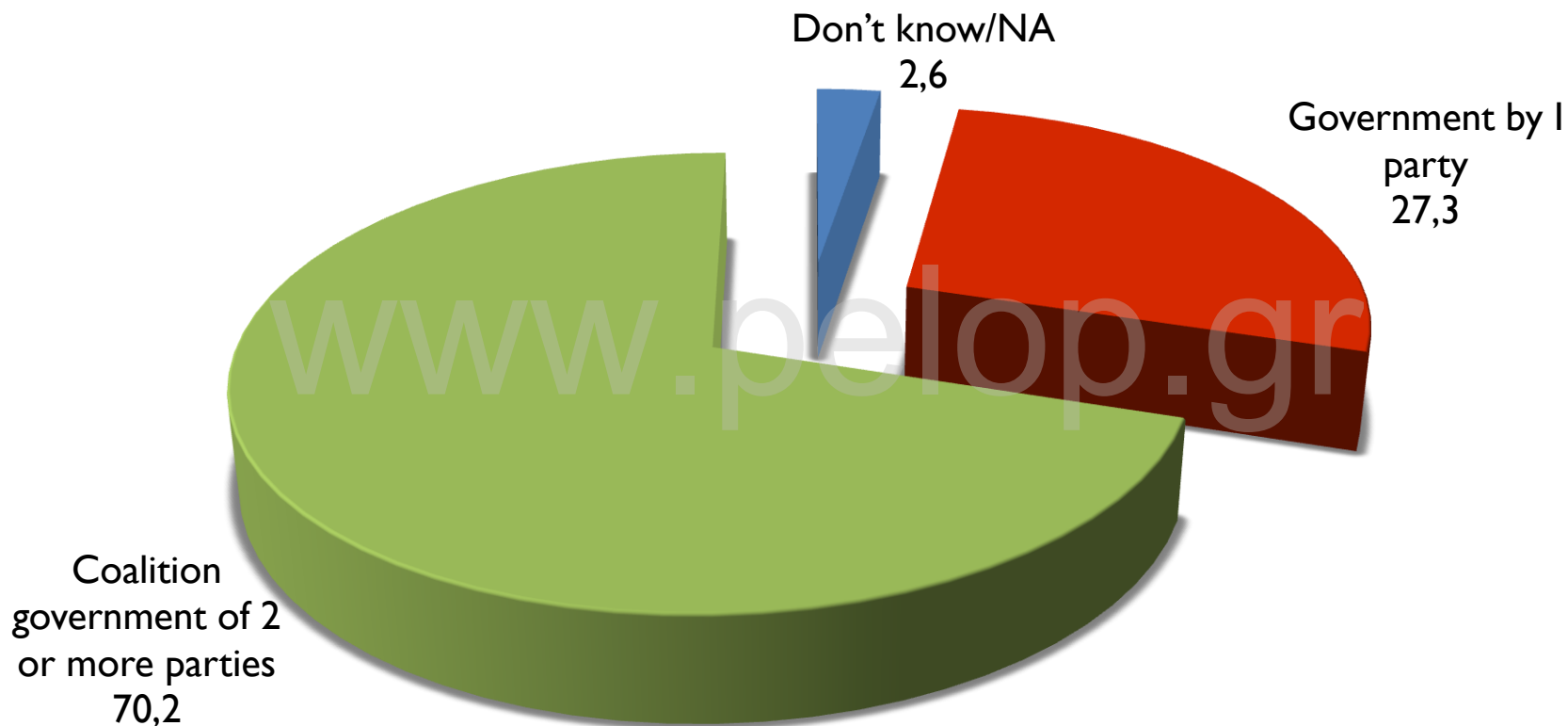
[www.datarc.gr](http://www.datarc.gr)



# Research Id

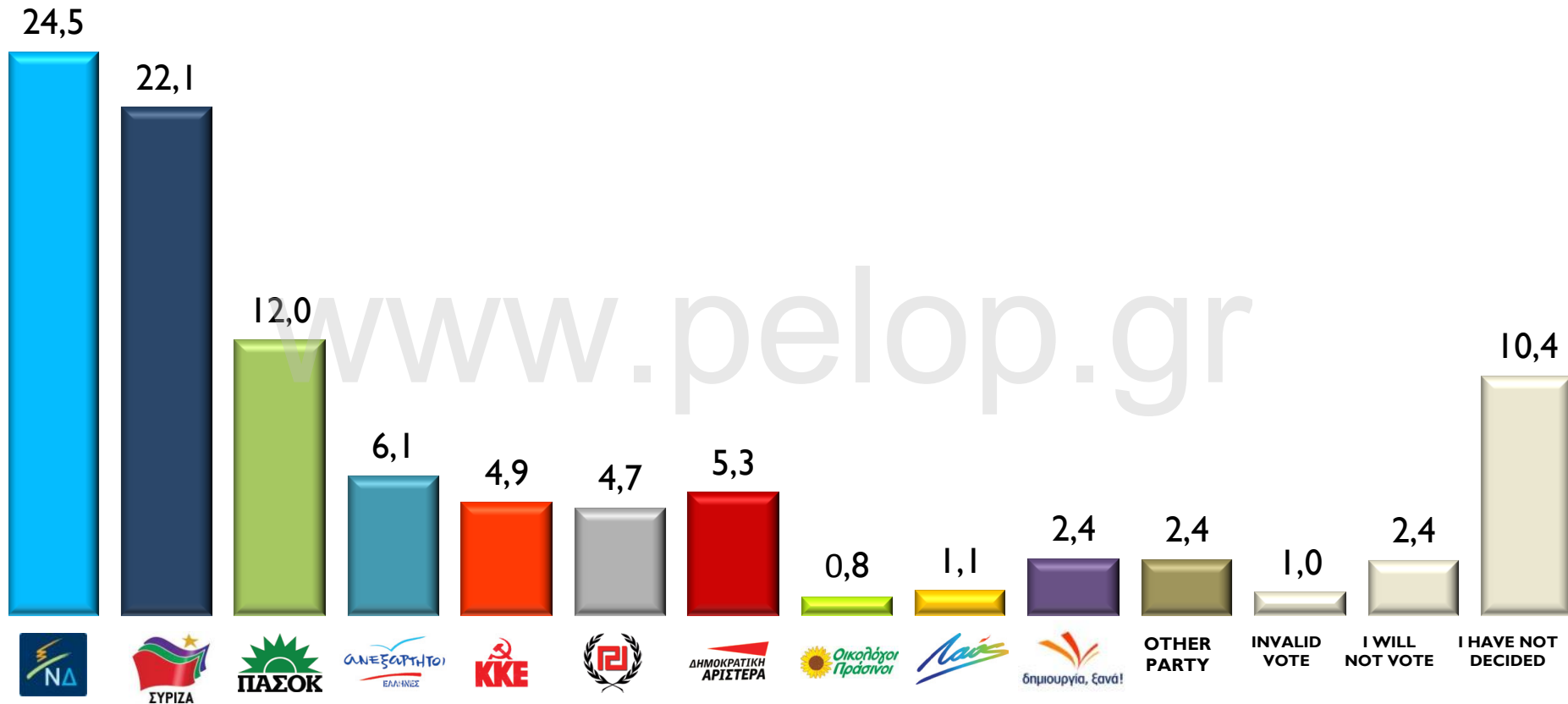
<b>COMPANY:</b>	The survey was conducted by the company DATA RC on behalf of pelop.gr.
<b>OBJECTIVE:</b>	Exploring the attitudes and views of the electorate and voting intention.
<b>SAMPLE CHARACTERISTICS – SAMPLING METHOD:</b>	Representative sample of men and women 18 years and older based on 2001 census. Multistage stratified sampling using quota of sex, age, region voting.
<b>WEIGHTING FACTORS:</b>	The results have been weighted by the May 6 <sup>th</sup> 2012 vote
<b>TIME – VENUE:</b>	28-30/5/2012 NATIONWIDE
<b>TYPE:</b>	Quantitative research by telephone interviews using a structured questionnaire, at the respondents' households.
<b>OTHER:</b>	The survey was conducted in accordance with the rules of conduct for political and social research set by the ICC / ESOMAR.
<b>SAMPLE:</b>	Men 46,6% Women 53,4%. The sample size is 1,007 men and women aged 18 and older.

**«From the June 17th elections would be best for the country to have government by 1 party (self-reliance) or coalition governments of 2 or more parties;»**



# Intention to vote

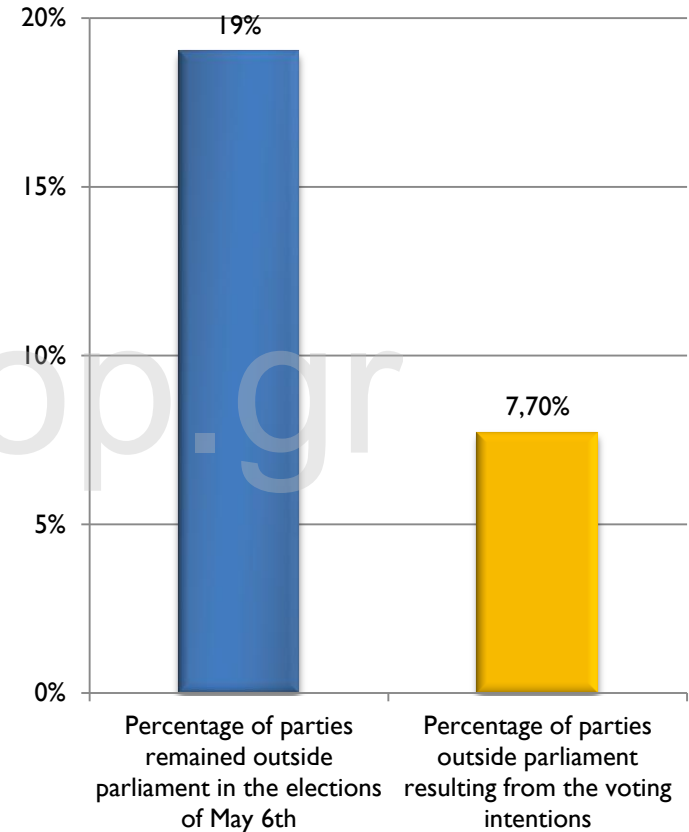
«What will you vote at next election?»



# Voting Estimate

## (in valid votes)

	Voting Estimation		
	21-23/5	28-30/5	Changes
ND	29,4	28,4	-1,0
SYRIZA	28,8	25,6	-3,2
PASOK	13,3	13,9	0,6
INDIPENDANT GREEKS	6,6	7,0	0,4
KKE	5,8	5,7	-0,1
GOLDEN DAWN	6,4	5,4	-1,0
DEMOCRATIC LEFT	4,1	6,2	2,1
ECO GREENS	1,4	0,9	-0,5
LAOS	0,4	1,2	0,8
DIMIOURGIA XANA (RECREATION GREECE)	1,4	2,8	1,4
OTHER	2,4	2,8	0,4

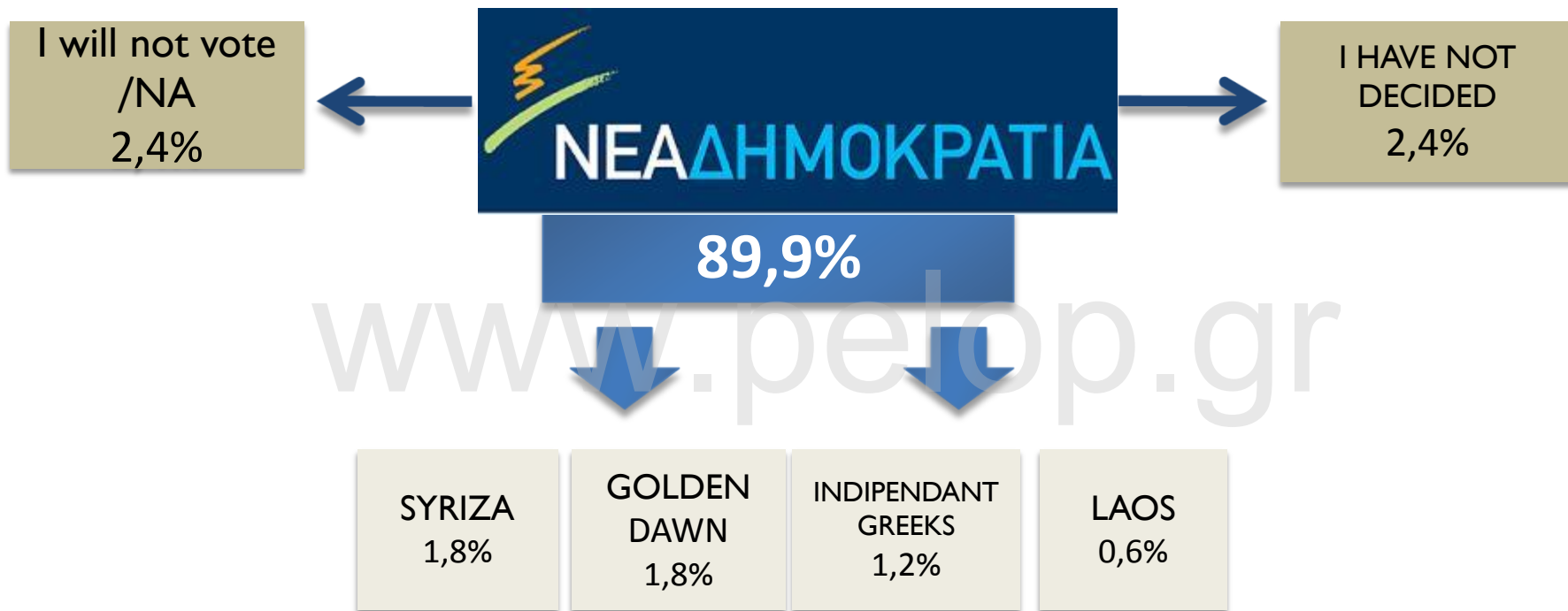


# Voting Estimate – Changes to May 6th

DATA RC 28-30/5/2012

	Elections 6 <sup>th</sup> May	Total	In Valid votes	Changes May 6th– Today
ND	18,8	24,5	28,4	+9,6
SYRIZA	16,8	22,1	25,6	+8,8
PASOK	13,2	12,0	13,9	+0,7
INDIPENDANT GREEKS	10,6	6,1	7,0	-3,6
KKE	8,5	4,9	5,7	-2,8
GOLDEN DAWN	7,0	4,7	5,4	-1,6
DEMOCRATIC LEFT	6,1	5,3	6,2	+0,1
DIMIOURGIA XANA (RECREATION GREECE)	3,9	2,4	2,8	-1,1
ECO GREENS	2,9	0,8	0,9	-2
LAOS	2,9	1,1	1,2	-1,7
DIMOKRATIKI SYMMAXIA	2,6	-	-	-
OTHER PARTY	6,7	2,4	2,8	-3,9
INVALID VOTE	-	1,0	-	-
I WILL NOT VOTE	-	2,4	-	-
I HAVE NOT DECIDED	-	10,4	-	-

# Coiling voters - ND



# Coiling voters - SYRIZA



**SYRIZA**

**78,1%**

I HAVE NOT  
DECIDED  
6%

ND  
5,3%

I WILL NOT VOTE 1,3%	INDEPENDENT GREEKS 2%	KKE 0,7%	DIMOCRATIC LEFT 1,3%	ECO GREENS 1,3%	RECREATION GREECE 1,3%	INVALID VOTE 0,7%	PASOK 2%
-------------------------------	-----------------------------	-------------	----------------------------	-----------------------	------------------------------	-------------------------	-------------

www.pelop.gr



# Coiling voters

## VOTING INTENTION BASED ON THE PARTY THEY VOTED ON MAY 6<sup>TH</sup> 2012

	ND	SYRIZA	PASOK	INDEPENDENT GREEKS	OTHER PARTIES	OTHER*	TOTAL VOTERS
ND	<b>89,9%</b>	5,3%	5,9%	14,6%	12,8%	18,2%	24,5%
SYRIZA	1,8%	<b>78,1%</b>	5,1%	20,8%	16,3%	14,5%	22,1%
PASOK	-	2,0%	<b>78,8%</b>	2,1%	4,4%	6,4%	12,0%
INDIPENDANT GREEKS	1,2%	2,0%	,8%	<b>45,8%</b>	1,6%	5,5%	6,1%
KKE	-	0,7%	-	-	13,1%	-	4,9%
GOLDEN DAWN	1,8%	-	-	3,1%	10,1%	3,6%	4,7%
DEMOCRATIC LEFT	-	1,3%	1,7%	2,1%	11,2%	6,4%	5,3%
ECO GREENS	-	1,3%	-	-	1,4%	1,8%	0,8%
DIMIOURGIA XANA (RECREATION GREECE)	-	1,3%	1,7%	1,0%	5,2%	,9%	1,1%
OTHER PARTY	0,6%	0,0%	1,7%	2,1%	7,6%	1,8%	2,4%
INVALID VOTE/NA/WILL NOT VOTE	2,4%	2,0%	0,8%	2,1%	3,5%	18,2%	4,3%
I HAVE NOT DECIDED	2,4%	6,0%	3,4%	6,3%	12,8%	22,7%	9,5%

# Who are the undecided - What do those who did not vote on May 6

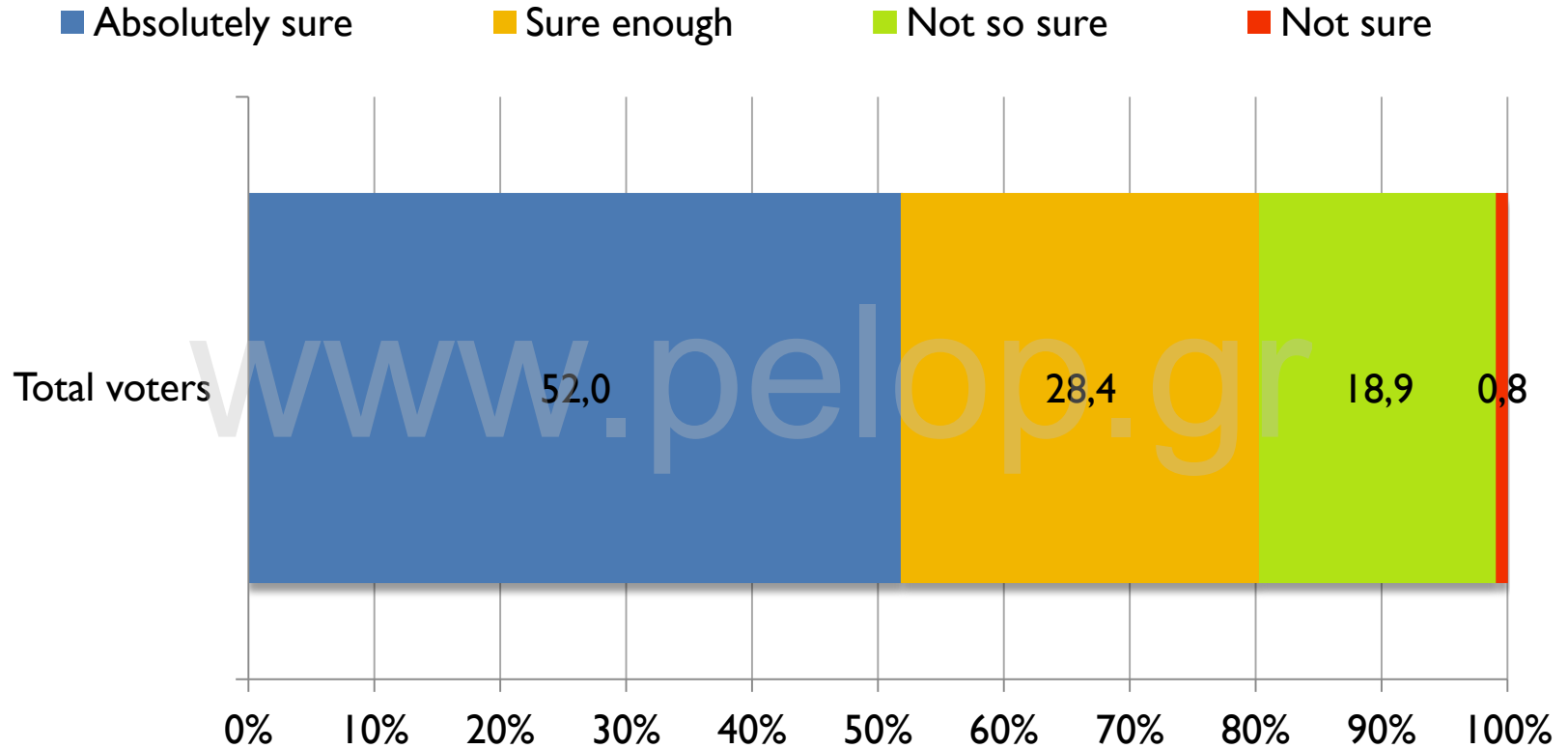
## What had voted in the elections on May 6, voters currently undecided

	21-23/5	28-30/5
PARTIES OUT OF THE PARLIAMENT	20,6%	18,9%
INVALID VOTE/ NA	11,8%	12,6%
INDEPENDENT GREEKS	11,3%	6,3%
OTHER PARTY	10,6%	10,5%
ND	8,8%	4,2%
SYRIZA	8,8%	9,5%
PASOK	7,5%	4,2%
DEMOCRATIC LEFT	7,5%	14,7%
DID NOT CVOTE	6,9%	13,7%
KKE	5,6%	3,2%
GOLDEN DAWN	0,6%	2,1%

## What will the voters who did not vote in the elections of May 6 do

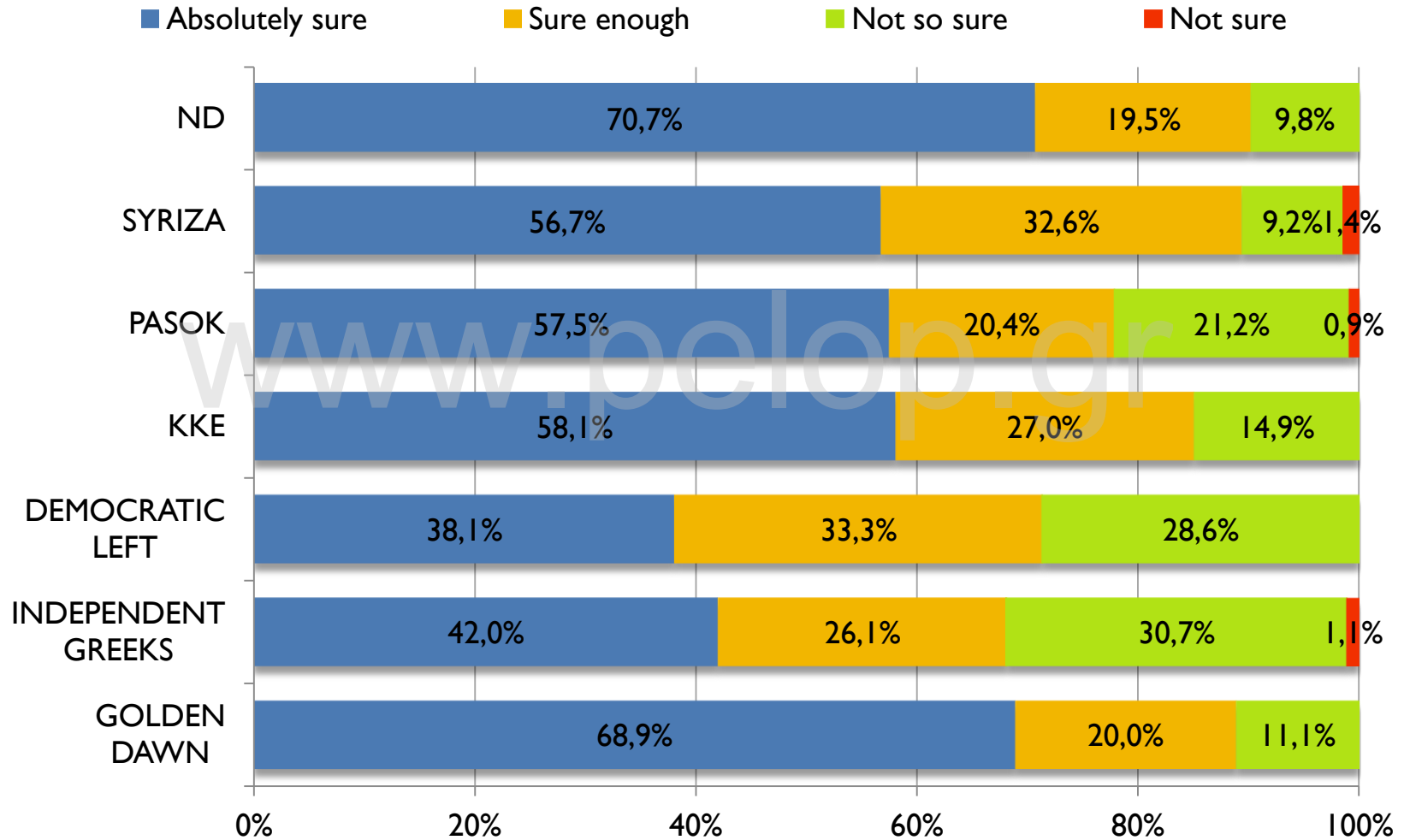
	21-23/5	28-30/5
UNDECIDED	20,8%	20,6%
ND	18,9%	17,5%
SYRIZA	18,9%	15,9%
WILL NOT VOTE	17,0%	15,9%
DEMOCRATIN LEFT	5,7%	11,1%
OTHER PARTY	5,7%	-
INDEPENDENT GREEKS	3,8%	4,8%
GOLDEN DAWN	3,8%	6,3%
ECO GREENS	3,8%	-
NA	1,9%	-

# «How confident are you for your vote;»

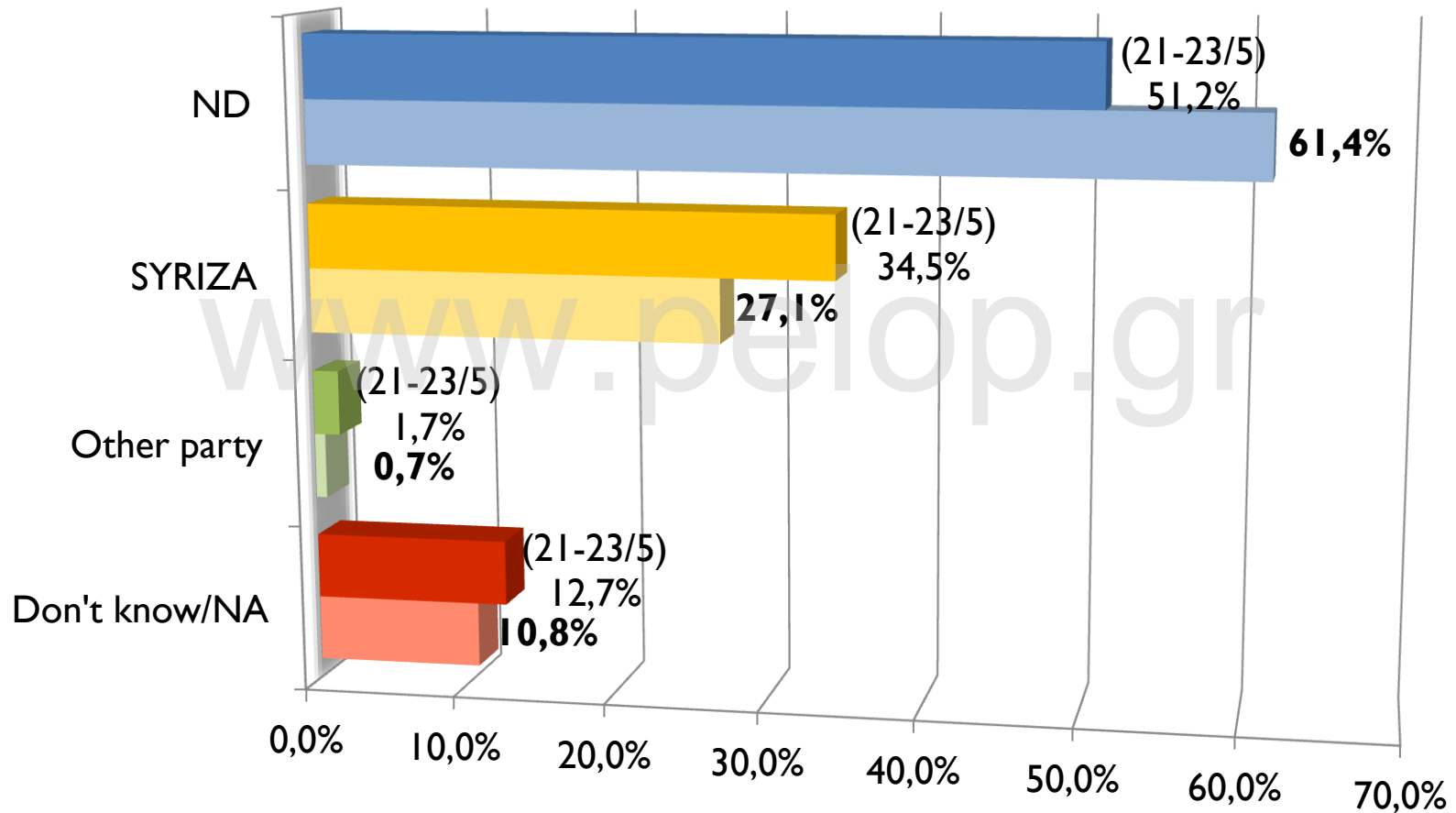


# «How confident are you for your vote;»

Voters with intention to vote for ...



# «Which party do you think will come first on June 17 elections ;» (Which will get the most votes)



# «Which party do you think will come first on June 17 elections ;» (Which will get the most votes)

■ ND ■ SYRIZA ■ OTHER PARTY ■ DON'T KNOW/ NA

