



2015-16



MIAMI REDHAWKS

WOMEN'S BASKETBALL RECORD BOOK

2015-16 WOMEN'S BASKETBALL

QUICK FACTS

2015-16 SCHEDULE

NOVEMBER

6	WEST VIRGINIA STATE (ex.)	7 p.m.
13	NORTHERN KENTUCKY #	1:30 p.m.
16	EVANSVILLE	7 p.m.
19	AUSTIN PEAY	7 p.m.
24	EASTERN KENTUCKY &	Noon
29	MOREHEAD STATE	4 p.m.

DECEMBER

2	at Valparaiso	8 p.m.
5	OAKLAND	2 p.m.
15	at UT Martin	7 p.m.
19	at Michigan	2:30 p.m.
29	vs. LIU-Brooklyn %	7:30 p.m.
30	at FAU/vs. Bethune-Cookman %	5 or 7:30 p.m.

JANUARY

2	BOWLING GREEN * (DH)	1 p.m.
6	NORTHERN ILLINOIS *	7 p.m.
9	at Ball State *	2 p.m.
13	TOLEDO *	7 p.m.
16	at Western Michigan *	2 p.m.
20	CENTRAL MICHIGAN *	7 p.m.
23	BUFFALO *	2 p.m.
30	at Central Michigan *	TBA

FEBRUARY

3	KENT STATE *	7 p.m.
6	at Akron *	TBA
10	at Northern Illinois *	Noon
13	EASTERN MICHIGAN *	2 p.m.
17	at Ohio *	TBA
20	at Buffalo *	1 p.m.
24	AKRON *	7 p.m.
27	at Bowling Green *	2 p.m.

MARCH

2	at Kent State *	7 p.m.
5	OHIO *	2 p.m.
7	MAC First Round	TBA
9	MAC Quarterfinals	TBA
11	MAC Semifinals	TBA
12	MAC Championship	TBA

Match times are Eastern and subject to change

Home Matches **BOLD CAPS**

Denotes Class at the Court

& Denotes Goals for Life

% Denotes FAU Tournament (Boca Raton, Fla.)

* Denotes Mid-American Conference Game

MAC First Round on Campus Sites

Remainder of MAC Tournament at Quicken Loans Arena in Cleveland, Ohio

GENERAL INFORMATION

Location: Oxford, Ohio

Founded: 1809

Enrollment: 17,557

Nickname: RedHawks (one word, capital "H")

Colors: Red and White

Facility (Capacity): Millett Hall (6,400)

Conference (Affiliation): Mid-American Conference (NCAA Division I)

President: Dr. David C. Hodge

Athletic Director: David Saylor

Senior Women's Administrator: Jennie Gilbert

Faculty Athletic Representative: Dr. Ron Scott

TEAM INFORMATION

Head Coach (Alma Mater, Year): Cleve Wright (Berea, 1989)

Record at Miami (Years): 15-45 (2)

Overall Record (Years): 248-145 (12)

Assistant Coaches: Colleen Day (Miami, 2004)

Ashley Saia (Bentley, 2011)

Alioune Ndiaye (Dowling, 2010)

Director of Basketball Operations: Lindsay Scarlatelli (Oakland, 2010)

Director of Video Operations: TBA

Athletic Trainer: Jen Beardslee

2014-15 Overall Record: 7-23

2015 MAC Record (Finish): 4-14 (4th/East)

Postseason: MAC First Round

Letterwinners Returning/Lost: 8/2

Starters Returning/Lost: 4/1

Basketball Phone: 513-529-3300

Best Time to Reach Coach: Contact SID

HISTORY

First year of basketball: 1974-75 (42nd season)

Overall all-time record: 618-532/ (.537)

MAC Regular-Season Championships: 4

MAC East Division Championships: 2

MAC Tournament Championships: 2

NCAA Tournament Appearances: 1

WNIT Appearances: 3

ATHLETIC MEDIA RELATIONS

Women's Basketball Contact: Michael Roth

Office Phone: 513-529-7092

Cell Phone: 513-330-0023

Press Row Phone: 513-529-7276

E-mail: rothmb@miamioh.edu

Website: www.MURedHawks.com

MIAMI UNIVERSITY, PLEASE

When referring to Miami, please use **Miami University**,

Miami University (Ohio) or **Miami (Ohio) University** as a FIRST REFERENCE to our institution. We prefer that you **NOT** use Miami of Ohio, University of Miami of Ohio, etc. These are not the proper names for our institution. Also, in 1997, the University began using its new nickname, the RedHawks. It is one word with a capital H.



#3 Tamira Ford

Pos: Forward

Yr./Elig.: Sr./Sr.

Height: 5-10

Hometown: Cleveland, Ohio

High School: Padua Franciscan

2014-15: Appeared in all 30 games during her junior season ... averaged 1.5 points and 3.0 rebounds in 12.2 minutes per game ... scored five points and brought in season-high eight rebounds in win over Cincinnati Christian (Nov. 18) ... scored season-high six points in victory over Valparaiso (Dec. 3) ... brought in seven rebounds against Mississippi State (Dec. 21) ... had three points and six rebounds vs. Drexel (Dec. 28) ... brought in five or more rebounds in seven games this season.

2013-14: Appeared in 12 games during season ... made career debut at Wright State (Nov. 12) scoring one point and bringing in two rebounds ... also saw action vs. Chicago State (Nov. 16) and vs. Duquesne (Nov. 26) ... scored five points and brought in a career-high six rebounds at Bowling Green (Feb. 9) ... had a career-high six points in 15 minutes of action at Central Michigan (Feb 15.).

2012-13: Redshirted season.

High School: Earned two letters at Padua Franciscan High School in Parma, Ohio ... also earned a letter her freshman year at Regina High

School, where she helped the team go undefeated and win a state championship ... however school closed in sophomore year, forcing her to sit out a year ... named to Third Team All-Northeast Lakes District as a senior in 2012 by The Associated Press ... also earned First Team North Coast League honors that season ... averaged 8.5 points and 7.8 rebounds per game as a junior in 2011 ... named First-Team North Coast League and Honorable Mention All-District in 2011.

Personal: Daughter of Sherry and Paul Davis ... has December birthday ... majoring in general engineering.

Career Highs

POINTS6 (2x's), last vs. Valparaiso (12/3/14)
REBOUNDS8, vs. Cincinnati Christian (11/18/14)
ASSISTS2, at Buffalo (2/21/15)
STEALS2, at Michigan State (11/30/14)
BLOCKS1 (2x's), last vs. Kent State (2/28/15)
FIELD GOALS3, at Central Michigan (2/15/14)
3-POINT FIELD GOAL—
FREE THROWS4(-of-4), vs. Valparaiso (12/3/14)
MINUTES23 (2x's), last at Michigan State (11/30/14)



Tamira Ford Career Stats

Year	GP	GS	Min	Avg	FG	FGA	Pct	3FG	3FGA	Pct	FT	FTA	Pct	Off	Def	Tot	Avg	PF	FO	Ast	TO	Blk	Stl	Pts	Avg
12-13	--Redshirted Season--																								
13-14	12	0	69	5.8	6	7	.857	0	0	.000	3	8	.375	6	7	13	1.1	15	1	2	5	0	2	15	1.3
14-15	30	0	365	12.2	16	42	.381	0	0	.000	13	26	.500	36	53	89	3.0	62	3	8	27	2	9	45	1.5
Totals	42	0	434	10.3	22	49	.449	0	0	.000	16	34	.471	42	60	102	2.4	77	4	10	32	2	11	60	1.4

Player Profiles

Ford's Game-by-Game Statistics

2013-14 Season

Opponent	Date	GS	Min	FG	FGA	Pct	3FG	FGA	Pct	FT	FTA	Pct	Off	Def	Tot	Avg	PF	FO	A	TO	Blk	Stl	Pts	Avg
at Wright State	11/12/13	4	0	0	.000	0	0	.000	1	2	.500	1	1	2	2.0	0	0	1	0	0	0	1	1.0	
CHICAGO STATE	11/16/13	2	0	0	.000	0	0	.000	0	0	.000	0	1	1	1.5	0	0	0	1	0	0	0	0.5	
DUQUESNE	11/26/13	3	0	0	.000	0	0	.000	0	0	.000	0	0	0	1.0	0	0	0	0	0	0	0	0.3	
at Long Beach State	12/17/13	1	0	0	.000	0	0	.000	0	0	.000	0	0	0	0.8	0	0	0	0	0	0	0	0.3	
at Ohio	1/9/14	4	0	0	.000	0	0	.000	1	2	.500	0	0	0	0.6	2	0	0	0	0	0	1	0.4	
at Toledo	1/12/14	1	0	0	.000	0	0	.000	0	0	.000	0	0	0	0.5	0	0	0	0	0	0	0	0.3	
at Bowling Green	2/9/14	14	2	2	1.000	0	0	.000	1	2	.500	3	3	6	1.3	3	0	0	0	0	0	5	1.0	
at Central Michigan	2/15/14	15	3	4	.750	0	0	.000	0	2	.000	2	0	2	1.4	2	0	1	2	0	1	6	1.6	
BALL STATE	2/20/14	9	1	1	1.000	0	0	.000	0	0	.000	0	1	1	1.3	5	1	0	0	0	1	2	1.7	
at Kent State	2/23/14	8	0	0	.000	0	0	.000	0	0	.000	0	0	0	1.2	2	0	0	1	0	0	0	1.5	
at Akron	2/26/14	7	0	0	.000	0	0	.000	0	0	.000	0	1	1	1.2	1	0	0	1	0	0	0	1.4	
BUFFALO	3/1/14	1	0	0	.000	0	0	.000	0	0	.000	0	0	0	1.1	0	0	0	0	0	0	0	1.3	
Totals		0	69	6	7	.857	0	0	.000	3	8	.375	6	7	13	1.1	15	1	2	5	0	2	15	1.3

2014-15 Season

Opponent	Date	GS	Min	FG	FGA	Pct	3FG	FGA	Pct	FT	FTA	Pct	Off	Def	Tot	Avg	PF	FO	A	TO	Blk	Stl	Pts	Avg
CINCINNATI CHRISTIAN	11/18/14	23	2	5	.400	0	0	.000	1	1	1.000	3	5	8	8.0	4	0	0	3	0	1	5	5.0	
UIC	11/22/14	18	1	3	.333	0	0	.000	0	1	.000	1	4	5	6.5	2	0	1	1	0	1	2	3.5	
at Oakland	11/28/14	17	0	1	.000	0	0	.000	0	1	.000	1	2	3	5.3	1	0	1	0	0	0	0	2.3	
at Michigan State	11/30/14	23	1	2	.500	0	0	.000	2	2	1.000	1	2	3	4.8	2	0	0	1	0	2	4	2.8	
VALPARAISO	12/3/14	16	1	1	1.000	0	0	.000	4	4	1.000	2	0	2	4.2	1	0	1	0	0	1	6	3.4	
at Evansville	12/06/14	9	0	1	.000	0	0	.000	0	0	.000	1	2	3	4.0	1	0	0	1	0	0	0	2.8	
UT MARTIN	12/15/14	16	1	4	.250	0	0	.000	1	2	.500	4	0	4	4.0	5	1	0	0	0	3	3	2.9	
vs Old Dominion	12/20/14	7	1	1	1.000	0	0	.000	0	0	.000	1	1	2	3.8	1	0	0	1	0	0	2	2.8	
vs Mississippi State	12/21/14	18	1	3	.333	0	0	.000	0	2	.000	2	5	7	4.1	0	0	0	2	0	1	2	2.7	
vs Drexel	12/28/14	14	1	1	1.000	0	0	.000	1	2	.500	2	4	6	4.3	2	0	0	0	0	0	3	2.7	
vs Davidson	12/29/14	8	0	2	.000	0	0	.000	0	0	.000	2	2	4	4.3	0	0	0	0	0	1	0	2.5	
at Toledo	1/03/15	16	0	0	.000	0	0	.000	0	0	.000	1	2	3	4.2	2	0	1	1	0	1	0	2.3	
at Ball State	1/7/15	16	0	3	.000	0	0	.000	0	0	.000	1	3	4	4.2	4	0	0	2	0	0	0	2.1	
BUFFALO	1/10/15	14	0	1	.000	0	0	.000	2	4	.500	4	0	4	4.1	2	0	0	0	1	0	2	2.1	
CENTRAL MICHIGAN	1/14/15	8	0	0	.000	0	0	.000	0	0	.000	0	0	0	3.9	3	0	0	0	0	0	0	1.9	
AKRON	1/17/15	20	0	1	.000	0	0	.000	0	0	.000	3	2	5	3.9	4	0	0	1	0	0	0	1.8	
at Eastern Michigan	1/21/15	6	0	2	.000	0	0	.000	1	2	.500	2	0	2	3.8	1	0	0	1	0	0	1	1.8	
at Bowling Green	1/24/15	7	0	0	.000	0	0	.000	0	0	.000	0	4	4	3.8	1	0	0	1	0	0	0	1.7	
BALL STATE	1/28/15	11	1	2	.500	0	0	.000	1	2	.500	0	2	2	3.7	2	0	1	2	0	0	3	1.7	
WESTERN MICHIGAN	1/31/15	4	0	0	.000	0	0	.000	0	0	.000	0	0	0	3.6	1	0	0	0	0	0	0	1.7	
at NIU	2/4/15	2	0	0	.000	0	0	.000	0	0	.000	0	0	0	3.4	2	0	0	1	0	0	0	1.6	
at Kent State	2/11/15	10	1	1	1.000	0	0	.000	0	0	.000	1	4	5	3.5	2	0	0	2	0	1	2	1.6	
OHIO	2/14/15	15	0	1	.000	0	0	.000	0	0	.000	3	2	5	3.5	1	0	1	3	0	0	0	1.5	
EASTERN MICHIGAN	2/17/15	5	0	1	.000	0	0	.000	0	0	.000	0	1	1	3.4	1	0	0	0	0	0	0	1.5	
at Buffalo	2/21/15	14	1	1	1.000	0	0	.000	0	0	.000	0	2	2	3.4	3	0	2	1	0	0	2	1.5	
BOWLING GREEN	2/25/15	5	0	0	.000	0	0	.000	0	0	.000	0	1	1	3.3	1	0	0	0	0	0	0	1.4	
KENT STATE	2/28/15	8	1	1	1.000	0	0	.000	0	0	.000	0	0	0	3.1	1	0	0	1	1	0	2	1.4	
at Akron	3/4/15	16	1	2	.500	0	0	.000	0	2	.000	0	1	1	3.1	5	1	0	0	0	0	2	1.5	
at Ohio	3/7/15	11	2	2	1.000	0	0	.000	0	1	.000	1	1	2	3.0	5	1	0	2	0	0	4	1.6	
at Toledo	3/9/15	8	0	0	.000	0	0	.000	0	0	.000	0	1	1	3.0	2	0	0	0	0	0	0	1.5	
Totals		0	365	16	42	.381	0	0	.000	13	26	.500	36	53	89	3.0	62	3	8	27	2	9	45	1.5



#12 Hannah McCue

Pos: Forward

Yr./Elig.: Sr./Sr.

Height: 6-0

Hometown: Rocky River, Ohio

High School: Rocky River



2014-15: Started in all 30 games as a junior...averaged 8.0 points, 2.3 assists and 7.9 rebounds in 28.5 minutes per game...led the RedHawks with 237 rebounds and was third in scoring with 239 points...recorded four double-doubles... had a season high 19 rebounds at Michigan State (Nov. 30)... scored a season high 26 points along with 15 rebounds against Valparaiso (Dec. 3)...scored 18 points at Bowling Green (Jan. 24)...recorded a season best four blocks at NIU (Feb. 4)

2013-14: Appeared in twenty-nine games for RedHawks off the bench as a sophomore ... averaged 5.5 points and 4.6 rebounds in 17.1 minutes per game ... finished third on Miami with 134 total rebounds ... scored 10 points and brought in five rebounds at UIC (Nov. 23) ... finished with six points and seven rebounds vs. Florida State (Dec. 1)... had first career double-double with a career-high 13 rebounds to go along with 10 points in victory over Eastern Michigan (Feb. 2) ... had another double-double at Akron (Feb 26) with 11 points and 10 rebounds ... finished with 10 points and six rebounds in victory over Ohio (Mar. 8).

2012-13: Appeared in 30 games during her freshman season, making six starts ... averaged 2.4 points and 2.4 rebounds in 12.9 minutes per game

... scored six points and brought in three rebounds in first career game at Eastern Kentucky (Nov. 9) ... had first career start and finished with five points and five rebounds in win over Northern Kentucky (Nov. 12) ... had five points in win vs. Robert Morris (Nov. 15) ... had three points and three rebounds in victory at Chicago State (Dec. 16) ... had a season high 10 points in her third start at Kent State (Jan. 27) ... hauled in a career-high nine rebounds against Ohio (Mar. 9).

High School: Four-year letterwinner at Rocky River High School in Rocky River, Ohio ... earned Division II First Team All-State honors from The Associated Press as a senior ... led the Pirates to the district championship in each of her four seasons and to the regional finals as a sophomore in 2010 ... averaged 16.0 points, 12.5 rebounds and 4.4 blocks as a senior in 2012 ... named First-Team All-District and Third-Team All-Ohio as a junior in 2011 ... holds Rocky River's single-season points record, its single-season rebound record and its career rebound record.

Personal: Daughter of Kim and Brian McCue ... has April birthday ... majoring in family studies.

Career Highs

POINTS	26, vs. Valparaiso (12/3/14)
REBOUNDS	19, at Oakland (11/28/14)
ASSISTS	6, at Kent State (2/11/15)
STEALS	6, vs. Davidson (12/29/14)
BLOCKS	4, at Northern Illinois (2/4/15)
FIELD GOALS	8, vs. Valparaiso (12/3/14)
3-POINT FIELD GOALS	7, vs. Valparaiso (12/3/14)
FREE THROWS	7(-for-8), vs. Ball State (1/28/15)
MINUTES	36, vs. Bowling Green (2/25/15)

Hannah McCue Career Stats

Year	GP	GS	Min	Avg	FG	FGA	Pct	3FG	3FGA	Pct	FT	FTA	Pct	Off	Def	Tot	Avg	PF	FO	Ast	TO	Blk	Stl	Pts	Avg
12-13	30	6	386	12.9	22	62	.355	4	18	.222	23	30	.767	25	48	73	2.4	18	0	22	35	3	18	71	2.4
13-14	29	0	495	17.1	49	135	.363	21	62	.339	41	51	.804	35	9	134	4.6	43	1	37	45	5	19	160	5.5
14-15	30	30	855	28.5	77	285	.270	26	129	.202	59	78	.756	48	189	237	7.9	66	0	69	73	23	33	239	8.0
Totals	89	36	1736	19.5	148	482	.307	51	209	.244	123	159	.774	108	336	444	5.0	127	1	128	153	31	70	470	5.3

Player Profiles

McCue's Game-by-Game Statistics

2012-13 Season

at Eastern Kentucky	11/9/12		24	2	5	.400	0	2	.000	2	3	.667	2	1	3	3.0	3	0	0	1	0	1	6	6.0	
NORTHERN KENTUCKY	11/12/12	*	21	2	7	.286	1	3	.333	0	0	.000	0	5	5	4.0	0	0	1	2	2	2	5	5.5	
ROBERT MORRIS	11/15/12	*	23	1	1	1.000	0	0	.000	3	4	.750	0	2	2	3.3	1	0	2	1	0	2	5	5.3	
CHARLESTON	11/23/12		21	0	4	.000	0	2	.000	1	2	.500	1	2	3	3.3	0	0	0	2	0	3	1	4.3	
YOUNGSTOWN STATE	11/25/12		4	0	1	.000	0	1	.000	0	0	.000	1	0	1	2.8	0	0	0	0	0	0	0	3.4	
at Kentucky	11/28/12		14	0	1	.000	0	0	.000	2	2	1.000	1	0	1	2.5	1	0	2	0	0	0	2	3.2	
MASSACHUSETTS	12/1/12		4	0	1	.000	0	0	.000	0	0	.000	0	0	0	2.1	0	0	0	0	0	1	0	2.7	
WRIGHT STATE	12/4/12		5	0	0	.000	0	0	.000	0	0	.000	1	1	2	2.1	0	0	2	0	0	1	0	2.4	
at Cleveland State	12/8/12		4	0	1	.000	0	1	.000	0	0	.000	0	1	1	2.0	0	0	0	0	0	0	0	2.1	
at Chicago State	12/16/12		15	1	3	.333	0	1	.000	1	1	1.000	2	1	3	2.1	0	0	1	2	0	0	3	2.2	
vs Nevada	12/22/12		4	0	0	.000	0	0	.000	0	0	.000	0	0	0	1.9	0	0	2	1	0	0	0	2.0	
at Duquesne	1/5/13		13	0	2	.000	0	1	.000	1	2	.500	1	2	3	2.0	1	0	0	1	0	2	1	1.9	
at Ball State	1/10/13		3	0	1	.000	0	1	.000	0	0	.000	0	0	0	1.8	0	0	0	0	0	1	0	1.8	
at Western Michigan	1/13/13		6	0	0	.000	0	0	.000	1	2	.500	0	2	2	1.9	0	0	1	2	0	1	1	1.7	
OHIO	1/17/13		15	1	3	.333	0	1	.000	0	0	.000	1	1	2	1.9	2	0	2	0	0	2	0	1.7	
EASTERN MICHIGAN	1/20/13		14	0	0	.000	0	0	.000	2	2	1.000	1	2	3	1.9	0	0	1	1	0	1	0	1.8	
at Bowling Green	1/24/13		11	1	2	.500	0	0	.000	1	1	1.000	1	4	5	2.1	0	0	1	0	0	0	0	1.8	
at Kent State	1/27/13	*	22	4	7	.571	2	2	1.000	0	0	.000	1	2	3	2.2	4	0	0	1	0	1	10	2.3	
BUFFALO	1/31/13		9	0	1	.000	0	0	.000	0	0	.000	0	0	0	2.1	0	0	1	3	0	0	0	2.2	
at Northern Illinois	2/3/13		6	0	1	.000	0	0	.000	0	0	.000	1	1	2	2.1	0	0	1	1	0	0	0	2.1	
TOLEDO	2/6/13		22	0	1	.000	0	1	.000	3	4	.750	1	1	2	2.0	1	0	0	3	0	0	3	2.1	
AKRON	2/9/13		11	0	0	.000	0	0	.000	0	0	.000	0	2	2	2.0	1	0	3	4	0	0	0	2.0	
CENTRAL MICHIGAN	2/16/13		1	0	0	.000	0	0	.000	0	0	.000	0	0	0	2.0	0	0	0	0	0	0	0	1.9	
BOWLING GREEN	2/23/13		4	0	0	.000	0	0	.000	0	0	.000	0	1	1	1.9	0	0	0	0	0	0	0	1.8	
KENT STATE	2/28/13		7	1	1	1.000	0	0	.000	0	0	.000	0	1	1	1.9	0	0	1	2	0	0	2	1.8	
at Akron	3/3/13		13	1	4	.250	0	0	.000	2	2	1.000	3	1	4	2.0	1	0	0	0	0	0	4	1.9	
at Ohio	3/6/13		20	1	3	.333	0	0	.000	2	2	1.000	2	3	5	2.1	2	0	0	1	0	0	4	2.0	
OHIO	3/9/13	*	19	1	1	1.000	0	0	.000	2	3	.667	3	6	9	2.3	0	0	1	0	1	1	1	4	2.1
vs Buffalo	3/14/13	*	24	3	4	.750	0	0	.000	1	4	.500	1	4	5	2.4	1	0	2	2	0	0	6	2.2	
at Illinois	3/21/13	*	27	3	7	.429	1	2	.500	0	0	.000	1	2	3	2.4	0	0	3	0	1	7	2.4	2.4	
Totals			6	386	22	62	.355	4	18	.222	23	30	.767	25	48	73	2.4	18	0	22	35	3	18	71	2.4

2013-14 Season

Opponent	Date	GS	Min	FG	FGA	Pct	3FG	FGA	Pct	FT	FTA	Pct	Off	Def	Tot	Avg	PF	FO	A	TO	Blk	Stl	Pts	Avg
EASTERN KENTUCKY	11/8/13		16	2	3	.667	0	0	.000	1	2	.500	1	0	1	1.0	4	0	3	2	1	0	5	5.0
at Wright State	11/12/13		11	0	4	.000	0	1	.000	0	0	.000	1	0	1	1.0	1	0	2	2	0	0	0	2.5
CHICAGO STATE	11/16/13		13	0	2	.000	0	1	.000	0	0	.000	1	1	2	1.3	0	0	1	1	1	1	0	1.7
at UIC Flames	11/23/13		18	3	7	.429	1	2	.500	3	4	.750	3	2	5	2.3	3	0	0	0	0	0	10	3.8
DUQUESNE	11/26/13		20	2	8	.250	0	1	.000	2	2	1.000	2	4	6	3.0	2	2	2	2	1	1	6	4.2
FLORIDA STATE	12/1/13		21	2	5	.400	2	4	.500	0	0	.000	2	5	7	3.7	2	0	2	4	1	0	6	4.5
at Youngstown State	12/4/13		15	2	3	.667	0	0	.000	0	1	.000	0	2	3	3.4	2	0	1	1	1	1	4	4.4
at Northern Kentucky	12/7/13		12	1	2	.500	1	1	1.000	0	0	.000	1	2	3	3.4	2	0	0	0	0	0	3	4.3
at Long Beach State	12/17/13		18	1	3	.333	0	1	.000	2	2	1.000	0	6	6	3.7	0	0	2	0	0	2	4	4.2
at San Diego State	12/19/13		17	3	5	.600	3	3	1.000	0	0	.000	1	1	2	3.5	2	0	2	2	0	1	9	4.7
CLEVELAND STATE	12/29/13		19	1	2	.500	0	1	.000	7	9	.778	1	5	6	3.7	2	0	3	2	0	1	9	5.1
WESTERN MICHIGAN	1/4/14		8	0	1	.000	0	1	.000	0	0	.000	0	1	1	3.5	0	0	2	0	0	0	0	4.7
at Ohio	1/9/14		18	2	4	.500	0	1	.000	2	2	1.000	0	5	5	3.6	5	1	3	0	1	6	4.8	
at Toledo	1/12/14		13	1	2	.500	0	0	.000	2	2	1.000	0	2	2	3.5	3	0	1	2	0	0	4	4.7
AKRON	1/15/14		18	2	4	.500	1	2	.500	1	2	.500	2	4	6	3.7	2	0	1	2	0	2	6	4.8
NORTHERN ILLINOIS	1/18/14		18	2	2	1.000	1	1	1.000	4	4	1.000	1	3	4	3.7	0	0	0	2	0	0	9	5.1
at Western Michigan	1/22/14		21	0	4	.000	0	1	.000	0	0	.000	1	1	2	3.6	1	0	3	1	0	2	0	4.8
KENT STATE	1/25/14		20	2	5	.400	1	2	.500	1	2	.500	1	7	8	3.8	1	0	2	1	0	1	6	4.8
at Buffalo	1/30/14		17	2	5	.400	1	2	.500	0	0	.000	3	3	6	3.9	0	0	0	0	0	1	5	4.8
at Eastern Michigan	2/2/14		24	4	12	.333	2	5	.400	0	0	.000	2	11	13	4.4	3	0	0	3	0	0	10	5.1
TOLEDO	2/6/14		24	3	8	.375	2	6	.333	1	1	1.000	1	4	5	4.4	1	0	1	1	0	0	9	5.3
at Bowling Green	2/9/14		15	3	6	.500	1	4	.250	2	2	1.000	0	2	2	4.3	0	0	1	3	0	0	9	5.5
at Central Michigan	2/15/14		16	0	3	.000	0	2	.000	0	0	.000	2	2	4	4.3	0	0	0	2	0	0	0	5.2
BALL STATE	2/20/14		14	2	5	.400	1	4	.250	0	0	.000	2	3	5	4.3	1	0	0	2	0	1	5	5.2
at Akron	2/26/14		18	2	7	.286	0	4	.000	7	8	.875	4	6	10	4.6	2	0	0	1	0	0	11	5.4
BUFFALO	3/1/14		22	2	9	.222	1	3	.333	2	4	.500	0	4	4	4.5	1	0	0	2	0	2	7	5.5
BOWLING GREEN	3/5/14		18	1	7	.143	1	5	.200	2	2	1.000	2	6	8	4.7	0	0	3	1	0	1	5	5.5
OHIO	3/8/14		17	3	5	.600	2	4	.500	2	2	1.000	0	6	6	4.7	1	0	2	1	0	0	10	5.6
at Western Michigan																								



#42 Jessica Rupright

Pos: Forward

Yr./Elig.: Sr./Sr.

Height: 6-2

Hometown: Ossian, Ind.

High School: Norwell



2014-15: Appeared in 29 games as a junior, starting in 16...averaged 7.2 points, 0.7 assists, and 3.7 rebounds in 17.6 minutes per game...opened the season with a 14 point 12 rebound double-double in 19 minutes against Cincinnati Christian (Nov. 18)...scored 15 points while going a perfect 10-for-10 from the free throw line against UT Martin (Dec. 15)...had a season high 16 points in 14 minutes against Akron (Jan. 17)...shot 5-for-6 from the field and finished with 12 points at Kent State (Feb. 11)...came off the bench for six points and six rebounds against Kent State (Feb. 28).

2013-14: Appeared in 19 games during her sophomore campaign, starting three ... fourth on the RedHawks in scoring at 6.5 points per game ... first on the team with a .484 shooting percentage (46-for-95) ... made first career start vs. Eastern Kentucky (Nov. 8), finishing with nine points and seven rebounds ... had first career double-double with 12 points and 10 rebounds in victory over Chicago State (Nov. 16) ... had 10 points and five rebounds in 13 minutes in victory at Northern Kentucky (Dec. 7) ... scored 12 points and had five rebounds to lead RedHawks to win vs. Cleveland State (Dec. 29) ... set new career-high with 13 points in victory

over Akron (Jan. 15) ... shot 4-for-6 from the field, scoring eight points and bringing in five rebounds against Bowling Green (Mar. 5).

2012-13: Played in 25 games as a reserve forward ... averaged 3.4 points and 2.4 rebounds in 9.9 minutes per game ... scored eight points in game against Youngstown State (Nov. 25) ... had career-high 12 points and four rebounds in 17 minutes at Chicago State (Dec. 16) ... had career-high four blocks in victory vs. Nevada (Dec. 22) ... had career-high seven rebounds in win at Western Michigan (Jan. 13) and win vs. Eastern Michigan (Jan. 20) ... posted seven points and four rebounds in the win at Kent State (Jan. 27).

High School: Four-year letterwinner at Norwell High School in Ossian, Ind ... named Indiana's Miss Basketball winner as a senior in 2012 ... was top vote-getter on The Associated Press' First Team All-State team for Indiana as well ... averaged 21.8 points and 8.0 rebounds per game for Knights during senior campaign ... is Norwell's career leader in points (1,591) and rebounds (728) ... as a junior in 2011, she averaged 21 points and 10 rebounds per game, while leading the Knights to a 21-3 record overall ... selected to the Junior All-Star Core Team at the

conclusion of the 2010-11 season ... three-time First Team All-Conference selection ... named the News Channel 21 Player of the Week each of the past two seasons.

Personal: Daughter of Brenda and Dan Rupright ... has November birthday ... majoring in health promotion.

Career Highs

POINTS16, vs Akron (1/17/15)
REBOUNDS 12, vs. Cincinnati Christian (11/18/14)
ASSISTS 3 (2x's), last at Northern Illinois (2/4/15)
STEALS2 (3x's), last vs. Ball State (1/28/15)
BLOCKS 4, vs. Nevada (12/22/12)
FIELD GOALS 7, vs. Akron (1/17/15)
3-POINT FIELD GOAL2 (2x's), last at Toledo (1/3/15)
FREE THROWS10(-of-10), vs. UT Martin (12/15/14)
MINUTES26 (2x's), last at Evansville (12/6/14)

Jessica Rupright Career Stats

Year	GP	GS	Min	Avg	FG	FGA	Pct	3FG	3FGA	Pct	FT	FTA	Pct	Off	Def	Tot	Avg	PF	FO	Ast	TO	Blk	Stl	Pts	Avg
12-13	25	0	247	9.9	30	64	.469	4	13	.308	21	24	.875	23	37	60	2.4	25	0	6	15	15	4	85	3.4
13-14	19	3	258	13.6	46	95	.484	8	26	.308	24	31	.774	24	39	63	3.3	42	1	6	16	9	7	124	6.5
14-15	29	16	510	17.6	71	177	.401	13	45	.289	55	67	.821	39	69	108	3.7	73	1	20	46	19	11	210	7.2
Totals	73	19	1015	13.9	147	336	.438	25	84	.298	100	122	.820	86	145	231	3.2	140	2	32	77	43	22	419	5.7

Rupright's Game-by-Game Statistics

2012-13 Season

Opponent	Date	GS	Min	FG	FGA	Pct	3FG	FGA	Pct	FT	FTA	Pct	Off	Def	Tot	Avg	PF	FO	A	TO	Blk	Stl	Pts	Avg
at Eastern Kentucky	11/9/12	9	1	2	.500	0	0	.000	0	0	.000	1	1	2	2.0	2	0	1	1	0	1	2	2.0	
NORTHERN KENTUCKY	11/12/12	10	1	5	.200	0	1	.000	0	0	.000	2	3	5	3.5	0	0	0	0	1	0	1	2	2.0
ROBERT MORRIS	11/15/12	7	0	0	.000	0	0	.000	0	0	.000	0	0	0	2.3	0	0	1	0	0	0	0	1.3	
CHARLESTON	11/23/12	6	1	1	1.000	0	0	.000	0	0	.000	0	2	2	2.3	1	0	0	0	0	0	1	2	1.5
YOUNGSTOWN STATE	11/25/12	17	4	5	.800	0	0	.000	0	0	.000	1	1	2	2.2	3	0	1	2	1	0	8	2.8	
at Kentucky	11/28/12	8	0	0	.000	0	0	.000	2	2	1.000	1	0	1	2.0	0	0	0	0	0	0	2	2.7	
MASSACHUSETTS	12/1/12	4	0	4	.000	0	1	.000	0	0	.000	0	0	0	1.7	0	0	0	0	0	0	0	2.3	
WRIGHT STATE	12/4/12	4	1	3	.333	1	1	1.000	0	0	.000	1	0	1	1.6	0	0	0	0	0	0	1	3	2.4
at Cleveland State	12/8/12	2	1	2	.500	1	1	1.000	0	0	.000	0	0	0	1.4	0	0	0	0	0	0	0	3	2.4
at Chicago State	12/16/12	17	3	5	.600	0	0	.000	6	6	1.000	1	3	4	1.7	0	0	0	1	2	0	12	3.4	
vs Creighton	12/21/12	6	0	0	.000	0	0	.000	0	0	.000	1	2	3	1.8	0	0	0	0	0	1	0	0	3.1
vs Nevada	12/22/12	10	0	1	.000	0	0	.000	2	2	1.000	1	1	2	1.8	0	0	0	3	4	0	2	3.0	
at Duquesne	1/5/13	5	1	2	.500	0	1	.000	0	0	.000	0	0	0	1.7	0	0	0	0	0	0	2	2.9	
at Ball State	1/10/13	18	1	3	.333	0	1	.000	4	4	1.000	2	1	3	1.8	3	0	0	0	0	0	6	3.1	
at Western Michigan	1/13/13	14	1	3	.333	0	0	.000	1	2	.500	3	4	7	2.1	2	0	0	0	1	0	3	3.1	
OHIO	1/17/13	18	4	5	.800	0	1	.000	0	0	.000	0	3	3	2.2	2	0	1	1	1	0	8	3.4	
EASTERN MICHIGAN	1/20/13	16	2	3	.667	0	0	.000	2	2	1.000	1	6	7	2.5	2	0	0	1	1	1	6	3.6	
at Bowling Green	1/24/13	14	1	2	.500	0	0	.000	2	4	.500	0	1	1	2.4	1	0	0	0	0	0	4	3.6	
at Kent State	1/27/13	13	3	6	.500	1	2	.500	0	0	.000	2	2	4	2.5	2	0	1	3	0	0	7	3.8	
BUFFALO	1/31/13	5	0	1	.000	0	1	.000	0	0	.000	0	1	1	2.4	0	0	0	0	0	0	0	3.6	
TOLEDO	2/6/13	11	1	3	.333	1	2	.500	0	0	.000	2	1	3	2.4	2	0	1	2	0	0	3	3.6	
AKRON	2/9/13	6	1	2	.500	0	0	.000	0	0	.000	0	2	2	2.4	2	0	0	0	2	0	2	3.5	
at Ohio	3/6/13	3	0	0	.000	0	0	.000	0	0	.000	0	0	0	2.3	1	0	0	0	0	0	0	3.3	
OHIO	3/9/13	7	1	2	.500	0	0	.000	0	0	.000	2	1	3	2.3	0	0	0	1	0	0	2	3.3	
at Illinois	3/21/13	17	2	4	.500	0	1	.000	2	2	1.000	2	2	4	2.4	2	0	0	0	1	0	6	3.4	
Totals		0	247	30	64	.469	4	13	.308	21	24	.875	23	37	60	2.4	25	0	6	15	15	4	85	3.4

2013-14 Season

Opponent	Date	GS	Min	FG	FGA	Pct	3FG	FGA	Pct	FT	FTA	Pct	Off	Def	Tot	Avg	PF	FO	A	TO	Blk	Stl	Pts	Avg
EASTERN KENTUCKY	11/8/13	*	18	3	6	.500	0	1	.000	3	4	.750	2	5	7	7.0	2	0	1	0	0	1	9	9.0
at Wright State	11/12/13	*	14	0	0	.000	0	0	.000	4	4	1.000	0	1	1	4.0	4	0	0	0	0	1	4	6.5
CHICAGO STATE	11/16/13	*	23	6	10	.600	0	2	.000	0	0	.000	3	7	10	6.0	2	0	0	2	0	1	12	8.3
at Youngstown State	12/4/13	9	2	2	1.000	0	0	.000	0	0	.000	0	1	1	4.8	1	0	0	0	0	0	4	7.3	
at Northern Kentucky	12/7/13	13	4	7	.571	1	1	1.000	1	2	.500	1	4	5	4.8	1	0	1	1	1	1	10	7.8	
at Long Beach State	12/17/13	12	3	6	.500	0	0	.000	0	0	.000	3	1	4	4.7	5	1	0	2	2	0	6	7.5	
at San Diego State	12/19/13	19	2	6	.333	0	2	.000	1	2	.500	1	3	4	4.6	3	0	0	0	1	0	5	7.1	
CLEVELAND STATE	12/29/13	13	5	5	1.000	0	0	.000	2	3	.667	3	2	5	4.6	3	0	0	0	0	0	1	12	7.8
WESTERN MICHIGAN	1/4/14	11	1	4	.250	0	2	.000	0	0	.000	1	1	2	4.3	2	0	0	3	1	0	2	7.1	
at Ohio	1/9/14	11	1	2	.500	0	1	.000	2	2	1.000	0	3	3	4.2	3	0	2	0	1	0	4	6.8	
at Toledo	1/12/14	22	3	7	.429	1	3	.333	2	4	.500	2	1	3	4.1	3	0	0	1	0	1	9	7.0	
AKRON	1/15/14	16	4	10	.400	1	5	.200	4	4	1.000	2	1	3	4.0	2	1	0	0	0	0	13	7.5	
NORTHERN ILLINOIS	1/18/14	7	1	2	.500	1	1	1.000	0	0	.000	0	1	1	3.8	0	0	0	2	0	0	3	7.2	
at Western Michigan	1/22/14	21	3	8	.375	1	2	.500	0	0	.000	1	2	3	3.7	1	0	0	2	1	1	7	7.1	
KENT STATE	1/25/14	14	2	5	.400	1	3	.333	2	2	1.000	0	0	0	3.5	2	0	1	1	1	0	7	7.1	
at Buffalo	1/30/14	13	2	8	.250	2	2	1.000	0	0	.000	3	0	3	3.4	3	0	0	1	0	0	6	7.1	
BOWLING GREEN	3/5/14	14	4	6	.667	0	1	.000	0	0	.000	1	4	5	3.5	2	0	0	1	1	0	8	7.1	
OHIO	3/8/14	4	0	0	.000	0	0	.000	3	4	.750	1	1	2	3.4	3	0	0	0	0	0	3	6.9	
at Western Michigan	3/10/14	4	0	1	.000	0	0	.000	0	0	.000	0	1	1	3.3	0	0	0	0	0	0	0	6.5	
Totals		3	258	46	95	.484	8	26	.308	24	31	.774	24	39	63	3.3	42	1	6	16	9	7	124	6.5

2014-15 Season

Opponent	Date	GS	Min	FG	FGA	Pct	3FG	FGA	Pct	FT	FTA	Pct	Off	Def	Tot	Avg	PF	FO	A	TO	Blk	Stl	Pts	Avg
CINCINNATI CHRISTIAN	11/18/14	*	19	6	8	.750	1	2	.500	1	3	.333	3	9	12	12.0	3	0	1	1	2	1	14	14.0
UIC	11/22/14	*	14	1	2	.500	1	2	.500	2	2	1.000	0	0	0	6.0	5	1	1	0	0	0	5	9.5
at Oakland	11/28/14	*	26	4	9	.444	1	4	.250	5	6	.833	2	6	8	6.7	2	0	3	3	3	1	14	11.0
at Michigan State	11/30/14	*	21	1	6	.167	0	2	.000	0	0	.000	0	1	1	5.3	3	0	1	0	1	2	8.8	
VALPARAISO	12/3/14	*	18	4	9	.444	2	3	.667	2	2	1.000	2	2	4	5.0	4	0	1	4	2	0	12	9.4
at Evansville	12/6/14	*	26	3	6	.500	1	2	.500	2	2	1.000	2	3	5	5.0	3	0	0	1	1	0	9	9.3
UT MARTIN	12/15/14	*	24	2	4	.500	1	3	.333	10	10	1.000	0	4	4	4.9	3	0	0	1	0	0	15	10.1
vs Old Dominion	12/20/14	*	25	5	14	.357	0	4	.000	4	4	1.000	3	6	9	5.4	1	0	0	1	0	1	14	10.6
vs Mississippi State	12/21/14	*	19	1	8	.125	0	1	.000	4	4	1.000	1	1	2	5.0	3	0	1	2	0	0	6	10.1
vs Drexel	12/28/14	*	18	1	5	.200	0	2	.000	4	6	.667	2	1	3	4.8	4	0	1	1	1	0	6	9.7
vs Davidson	12/29/14	*	20	5	11	.455	0	1	.000	4	4	1.000	2	3	5	4.8	4	0	0	0	0</			



#15 Kayla Brown

Pos: Forward

Yr./Elig.: So./So.

Height: 6-1

Hometown: Terre Haute, Ind.

High School: Terre Haute



2014-15: Appeared in all 30 games, starting in 26 of them, and averaged 9.1 points, 1.4 assists, and 2.9 rebounds in 28.2 minutes per game... was second on the team in scoring with 274 points and third in assists with 42...dished out a season high six assists against Ball State (Jan. 28)... scored a season high 21 points at NIU (Feb. 4)...finished with 18 points and four rebounds at Buffalo (Feb. 21)... scored 19 points in back-to-back games at Akron (Mar. 4) and at Ohio (Mar. 7).

High School: Four-year letterwinner for Westfield High School in Westfield, Ind. ... as a senior was named a

McDonald's All-America Candidate after averaging 18 points, four assists and five rebounds a game ... also honored as member of Indiana Basketball Coaches Association All-State First Team and as the Hamilton County Player of the Year ... was selected to Indiana All-Star Team, where she participated in six different All-Star games after senior season ... selected to Indiana Junior All-Star Team after junior season ... also named Second-Team All-State and to IBCA All-State Underclass Team in 2013.

Personal: Daughter of Melinda and Jeffery Brown ... has May birthday ... majoring in microbiology.

Career Highs

POINTS21, at Northern Illinois (2/4/15)
REBOUNDS5 (4x's), last at Ohio (3/7/15)
ASSISTS6, vs. Ball State (1/28/15)
STEALS2 (2x's), last vs. Bowling Green (2/25/15)
BLOCKS3 (2x's), last vs. Ohio (2/14/15)
FIELD GOALS9, at Northern Illinois (2/4/15)
3-POINT FIELD GOAL .5, vs. Central Michigan (1/14/15)
FREE THROWS8(-of-10), at Ohio (3/7/15)
MINUTES35 (4x's), last at Ohio (3/7/15)

Brown's Game-by-Game Statistics

2014-15 Season

Opponent	Date	GS	Min	FG	FGA	Pct	3FG	3FGA	Pct	FT	FTA	Pct	Off	Def	Tot	Avg	PF	FO	A	TO	Blk	Stl	Pts	Avg	
CINCINNATI CHRISTIAN	11/18/14	*	21	3	9	.333	1	2	.500	2	4	.500	3	2	5	5.0	0	0	0	2	1	2	1	9	9.0
UIC	11/22/14	*	29	2	6	.333	1	2	.500	4	5	.800	1	1	2	3.5	2	0	0	0	4	1	0	9	9.0
at Oakland	11/28/14	*	25	2	9	.222	0	1	.000	4	6	.667	1	2	3	3.3	0	0	0	2	1	0	8	8.7	
at Michigan State	11/30/14	*	28	2	6	.333	0	1	.000	5	8	.625	2	2	4	3.5	4	0	1	1	0	0	9	8.8	
VALPARAISO	12/3/14	*	25	4	11	.364	1	3	.333	0	0	.000	0	0	0	2.8	2	0	3	2	3	1	9	8.8	
at Evansville	12/06/14	*	31	4	16	.250	2	6	.333	0	0	.000	1	4	5	3.2	4	0	2	4	0	1	10	9.0	
UT MARTIN	12/15/14	*	27	1	5	.200	1	3	.333	4	6	.667	1	4	5	3.4	3	0	0	4	0	1	7	8.7	
vs Old Dominion	12/20/14	*	27	4	7	.571	2	2	1.000	0	0	.000	2	2	4	3.5	4	0	1	2	0	1	10	8.9	
vs Mississippi State	12/21/14	*	23	2	4	.500	0	1	.000	2	2	1.000	0	1	1	3.2	2	0	0	1	0	0	6	8.6	
vs Drexel	12/28/14	*	27	3	7	.429	1	3	.333	1	1	1.000	1	2	3	3.2	4	0	2	2	0	1	8	8.5	
vs Davidson	12/29/14	*	34	2	6	.333	1	4	.250	3	4	.750	2	1	3	3.2	0	0	1	2	1	2	8	8.5	
at Toledo	01/03/15	*	30	0	6	.000	0	3	.000	2	2	1.000	0	0	0	2.9	3	0	0	3	0	1	2	7.9	
at Ball State	1/7/15		18	1	4	.250	0	2	.000	1	2	.500	0	1	1	2.8	2	0	1	1	0	0	3	7.5	
BUFFALO	1/10/15		14	1	2	.500	0	0	.000	1	1	1.000	0	1	1	2.6	2	0	0	1	1	0	1	7.2	
CENTRAL MICHIGAN	1/14/15		25	5	11	.455	5	7	.714	2	3	.667	3	1	4	2.7	3	0	1	1	1	0	17	7.9	
AKRON	1/17/15		26	3	9	.333	1	3	.333	1	2	.500	1	3	4	2.8	0	0	0	1	1	0	8	7.9	
at Eastern Michigan	01-21-15	*	35	5	13	.385	1	3	.333	0	1	.000	3	0	3	2.8	3	0	1	1	0	1	11	8.1	
at Bowling Green	01/24/15	*	27	2	6	.333	1	4	.250	0	0	.000	0	1	1	2.7	4	0	2	2	0	0	5	7.9	
BALL STATE	1/28/15	*	24	2	6	.333	0	2	.000	0	0	.000	1	3	4	2.8	3	0	6	2	0	1	4	7.7	
WESTERN MICHIGAN	1/31/15	*	33	3	10	.300	1	3	.333	0	0	.000	1	2	3	2.8	1	0	0	2	0	0	7	7.7	
at NIU	2/4/15	*	35	9	15	.600	2	4	.500	1	1	1.000	1	2	3	2.8	3	0	0	0	2	0	0	21	8.3
at Kent State	2/11/15	*	28	3	7	.429	0	2	.000	1	2	.500	2	1	3	2.8	1	0	2	1	1	1	7	8.2	
OHIO	2/14/15	*	28	1	10	.100	0	3	.000	0	0	.000	1	1	2	2.8	4	0	1	1	3	0	2	8.0	
EASTERN MICHIGAN	2/17/15	*	31	2	8	.250	1	5	.200	2	5	.400	1	2	3	2.8	0	0	3	3	0	1	7	7.9	
at Buffalo	02/21/15	*	34	7	10	.700	2	3	.667	2	3	.667	2	2	4	2.8	2	0	3	3	1	0	18	8.3	
BOWLING GREEN	2/25/15	*	35	3	8	.375	1	3	.333	1	2	.500	0	3	3	2.8	1	0	3	0	1	2	8	8.3	
KENT STATE	2/28/15	*	27	2	6	.333	0	2	.000	1	2	.500	1	0	1	2.8	1	0	2	3	0	1	5	8.2	
at Akron	03/04/15	*	31	7	15	.467	2	4	.500	3	4	.750	3	1	4	2.8	4	0	2	1	1	1	19	8.6	
at Ohio	3/7/15	*	35	5	14	.357	1	2	.500	8	10	.800	1	4	5	2.9	1	0	1	1	0	0	19	8.9	
at Toledo	03/09/15	*	32	5	11	.455	0	4	.000	5	6	.833	0	3	3	2.9	2	0	2	3	2	1	15	9.1	
Totals			26	845	95	257	.370	28	87	.322	56	82	.683	35	52	87	2.9	65	0	42	55	19	18	274	9.1

Kayla Brown Career Stats

Year	GP	GS	Min	Avg	FG	FGA	Pct	3FG	3FGA	Pct	FT	FTA	Pct	Off	Def	Tot	Avg	PF	FO	Ast	TO	Blk	Stl	Pts	Avg
14-15	30	26	845	28.2	95	257	.370	28	87	.322	56	82	.683	35	52	87	2.9	65	0	42	55	19	18	274	9.1
Totals	30	26	845	28.2	95	257	.370	28	87	.322	56	82	.683	35	52	87	2.9	65	0	42	55	19	18	274	9.1

Player Profiles



#25 Molly McDonagh

Pos: Forward

Yr./Elig.: So./So.

Height: 6-0

Hometown: Glenview, Ill.

High School: Glenview South



2014-15: Appeared in 28 games, starting in 14...averaged 2.8 points, 0.7 assists, and 2.6 rebounds in 19.5 minutes per game...finished with six points and four rebounds against Mississippi State (Dec. 21)...shot 3-for-3 from the field for six points in 18 minutes at Kent State (Feb. 11)...scored a season high 10 points while going 4-for-4 from the free throw line at Ohio (Mar. 7).

High School: Four-year letterwinner for Glenbrook South High School ... named All-Conference her Junior and Senior seasons ... earned Special Mention All-State by Illinois Coaches Association as senior.

Personal: Daughter of Mary Lou and Kevin McDonagh ... has January birthday ... majoring in University Studies.

Prior to Miami: Spent 2013-14 season at West Point Prep School on the grounds of the United States Military Academy ... lettered for girls' basketball team.

Career Highs

POINTS10, at Ohio (3/7/15)
REBOUNDS5 (2x's), last vs. Buffalo (1/10/15)
ASSISTS3, vs. Western Michigan (1/31/15)
STEALS5, vs. Ball State (1/28/15)
BLOCKS1 (6x's), last at Ohio (3/7/15)
FIELD GOALS3 (4x's), last at Ohio (3/7/15)
3-POINT FIELD GOAL—
FREE THROWS4(-of-4), at Ohio (3/7/15)
MINUTES30 (2x's), last vs. Ohio (2/14/15)

McDonagh's Game-by-Game Statistics

2014-15 Season

Opponent	Date	GS	Min	FG	FGA	Pct	3FG	3FGA	Pct	FT	FTA	Pct	Off	Def	Tot	Avg	PF	FO	A	TO	Blk	Stl	Pts	Avg
at Oakland	11/28/14	9	1	4	.250	0	0	.000	0	0	.000	3	1	4	4.0	1	0	1	0	0	0	2	2.0	
at Michigan State	11/30/14	17	1	3	.333	0	0	.000	0	0	.000	0	2	2	3.0	2	0	0	1	1	0	2	2.0	
VALPARAISO	12/3/14	16	1	2	.500	0	0	.000	0	0	.000	3	2	5	3.7	2	0	2	1	0	1	2	2.0	
at Evansville	12/6/14	8	0	1	.000	0	0	.000	0	0	.000	0	0	0	2.8	1	0	0	1	0	0	0	1.5	
UT MARTIN	12/15/14	17	0	1	.000	0	0	.000	0	0	.000	0	2	2	2.6	1	0	0	0	0	0	0	1.2	
vs Old Dominion	12/20/14	16	1	1	1.000	0	0	.000	2	2	1.000	0	3	3	2.7	2	0	1	0	1	1	4	1.7	
vs Mississippi State	12/21/14	22	3	7	.429	0	0	.000	0	0	.000	2	2	4	2.9	1	0	0	2	1	0	6	2.3	
vs Drexel	12/28/14	19	2	2	1.000	0	0	.000	0	0	.000	2	2	4	3.0	3	0	1	1	0	1	4	2.5	
vs Davidson	12/29/14	21	1	3	.333	0	0	.000	0	0	.000	2	1	3	3.0	2	0	1	2	0	1	2	2.4	
at Toledo	1/3/15	23	1	3	.333	0	0	.000	1	2	.500	1	2	3	3.0	1	0	2	1	0	0	3	2.5	
at Ball State	1/7/15	*	26	3	3	1.000	0	0	.000	0	0	.000	0	0	0	2.7	4	0	0	2	0	6	2.8	
BUFFALO	1/10/15	*	27	0	4	.000	0	0	.000	0	0	.000	3	2	5	2.9	3	0	0	1	0	0	2.6	
CENTRAL MICHIGAN	1/14/15	12	0	1	.000	0	0	.000	0	0	.000	0	1	1	2.8	1	0	0	0	0	0	0	2.4	
AKRON	1/17/15	16	1	2	.500	0	0	.000	0	0	.000	0	2	2	2.7	0	0	1	0	0	0	2	2.4	
at Eastern Michigan	1/21/15	21	0	0	.000	0	0	.000	2	2	1.000	2	2	4	2.8	1	0	1	1	0	1	2	2.3	
at Bowling Green	1/24/15	20	2	3	.667	0	0	.000	1	2	.500	1	0	1	2.7	4	0	0	0	0	0	5	2.5	
BALL STATE	1/28/15	*	24	1	5	.200	0	0	.000	0	0	.000	2	2	4	2.8	0	0	0	2	0	5	2.5	
WESTERN MICHIGAN	1/31/15	*	30	2	3	.667	0	0	.000	0	0	.000	2	0	2	2.7	4	0	3	1	0	4	2.6	
at NIU	2/4/15	*	20	1	1	1.000	0	0	.000	0	0	.000	0	4	4	2.8	0	0	0	2	0	2	2.5	
at Kent State	2/11/15	*	18	3	3	1.000	0	0	.000	0	0	.000	0	2	2	2.8	4	0	2	3	0	6	2.7	
OHIO	2/14/15	*	16	1	1	1.000	0	0	.000	0	0	.000	0	3	3	2.8	4	0	0	1	0	1	2.7	
EASTERN MICHIGAN	2/17/15	*	18	1	1	1.000	0	0	.000	0	0	.000	2	2	4	2.8	5	1	0	2	1	1	2.6	
at Buffalo	2/21/15	*	15	1	4	.250	0	0	.000	0	0	.000	1	0	1	2.7	5	1	2	0	0	1	2.6	
BOWLING GREEN	2/25/15	*	25	0	1	.000	0	0	.000	2	2	1.000	0	3	3	2.8	4	0	0	1	0	1	2.6	
KENT STATE	2/28/15	*	23	2	5	.400	0	0	.000	0	0	.000	0	4	4	2.8	3	0	0	1	0	1	2.6	
at Akron	3/4/15	*	20	1	2	.500	0	0	.000	1	1	1.000	0	1	1	2.7	5	1	2	1	0	0	2.7	
at Ohio	3/7/15	*	26	3	6	.500	0	0	.000	4	4	1.000	0	1	1	2.7	4	0	0	2	1	0	10	2.9
at Toledo	3/9/15	*	20	0	2	.000	0	0	.000	0	0	.000	1	1	2	2.6	4	0	1	0	0	0	2.8	
Totals		14	545	33	74	.446	0	0	.000	13	15	.867	27	47	74	2.6	71	3	20	29	5	15	79	2.8

Molly McDonagh Career Stats

Year	GP	GS	Min	Avg	FG	FGA	Pct	3FG	3FGA	Pct	FT	FTA	Pct	Off	Def	Tot	Avg	PF	FO	Ast	TO	Blk	Stl	Pts	Avg
14-15	28	14	545	19.5	33	74	.446	0	0	.000	13	15	.867	27	47	74	2.6	71	3	20	29	5	15	79	2.8
Totals	28	14	545	19.5	33	74	.446	0	0	.000	13	15	.867	27	47	74	2.6	71	3	20	29	5	15	79	2.8



#24 Baleigh Reid

Pos: Guard

Yr./Elig.: So./So.

Height: 5-10

Hometown: Twinsburg, Ohio

High School: Twinsburg



2014-15: Named to **MAC All-Freshman Team** after rookie season ... started all 30 games this season averaging 10.7 points, 1.0 assists, and 2.9 rebounds in 30.4 minutes per game...was the RedHawks leading scorer with 320 points...finished with 13 points and four assists in the game against UIC (Nov. 22)...went a perfect 8-for-8 from the free throw line and ended with 18 points at Buffalo (Feb. 21)...had a season high 22 points against Kent State (Feb. 28)...grabbed a season high eight rebounds and scored nine points at Akron (Mar. 4).

High School: Four-year letterwinner for Twinsburg High School in

Twinsburg, Ohio ... was a McDonald's All-America nominee after averaging 21.6 points, 3.8 rebounds, 5.4 assists and 3.0 steals per game during senior season ... named WTCBA Player of the Year, First-Team All-State and Northeast Inland District Player of the Year in 2014 ... helped lead Twinsburg to Division I State Championship in both 2011 and 2012 ... participated in Ohio North vs. South All-Star Game in 2014.

Personal: Daughter of Jewel and Steven Reid ... has February birthday ... majoring in kinesiology.

Career Highs

POINTS 22, vs. Kent State (2/28/15)
REBOUNDS 8, at Ohio (3/7/15)
ASSISTS 4, vs. UIC (11/22/14)
STEALS 3 (2x's), last at Toledo (3/9/15)
BLOCKS 2, vs. Ohio (2/14/15)
FIELD GOALS 8, vs. Kent State (2/28/15)
3-POINT FIELD GOAL 2 (3x's), last vs. Kent State (2/28/15)
FREE THROWS 8(-of-8), at Buffalo (2/21/15)
MINUTES 37, at Evansville (12/6/14)

Reid's Game-by-Game Statistics

2014-15 Season

Opponent	Date	GS	Min	FG	FGA	Pct	3FG	3FGA	Pct	FT	FTA	Pct	Off	Def	Tot	Avg	PF	FO	A	TO	Blk	Stl	Pts	Avg	
CINCINNATI CHRISTIAN	11/18/14	*	32	7	16	.438	0	0	.000	0	0	.000	0	1	1	1.0	0	0	2	1	1	2	14	14.0	
UIC	11/22/14	*	34	4	9	.444	0	3	.000	5	7	.714	1	4	5	3.0	4	0	4	7	0	1	13	13.5	
at Oakland	11/28/14	*	25	5	11	.455	1	1,000	0	0	0	.000	1	2	3	3.0	3	0	0	5	0	0	11	12.7	
at Michigan State	11/30/14	*	23	3	10	.300	0	1	.000	4	6	.667	0	2	2	2.8	0	0	1	1	1	2	10	12.0	
VALPARAISO	12/3/14	*	31	3	11	.273	2	3	.667	0	0	.000	0	2	2	2.6	0	0	2	1	0	0	8	11.2	
at Evansville	12/6/14	*	37	4	8	.500	2	3	.667	1	2	.500	1	0	1	2.3	2	0	0	2	0	1	11	11.2	
UT MARTIN	12/15/14	*	33	7	18	.389	0	2	.000	2	5	.400	3	2	5	2.7	2	0	1	11	0	1	16	11.9	
vs Old Dominion	12/20/14	*	26	2	10	.200	0	3	.000	0	0	.000	1	0	1	2.5	4	0	0	4	1	1	4	10.9	
vs Mississippi State	12/21/14	*	31	4	9	.444	0	0	.000	1	2	.500	1	2	3	2.6	3	0	1	4	0	0	9	10.7	
vs Drexel	12/28/14	*	27	2	8	.250	1	2	.500	3	5	.600	2	2	4	2.7	1	0	0	3	0	0	8	10.4	
vs Davidson	12/29/14	*	25	0	7	.000	0	1	.000	3	4	.750	1	1	2	2.6	5	1	0	1	0	0	3	9.7	
at Toledo	1/3/15	*	29	2	7	.286	0	1	.000	4	4	1.000	2	1	3	2.7	2	0	1	4	0	0	8	9.6	
at Ball State	1/7/15	*	24	2	6	.333	0	0	.000	1	2	.500	1	0	1	2.5	1	0	1	5	0	2	5	9.2	
BUFFALO	1/10/15	*	34	5	11	.455	0	2	.000	4	5	.800	2	2	4	2.6	1	0	0	2	0	0	14	9.6	
CENTRAL MICHIGAN	1/14/15	*	29	2	9	.222	0	3	.000	3	6	.500	0	0	0	2.5	0	0	2	3	0	0	7	9.4	
AKRON	1/17/15	*	32	3	10	.300	1	1,000	0	0	0	.000	0	3	3	2.5	1	0	2	4	0	0	7	9.3	
at Eastern Michigan	1/21/15	*	32	3	7	.286	0	1	.000	1	2	.500	2	3	5	2.6	1	0	0	4	0	1	5	9.0	
at Bowling Green	1/24/15	*	28	4	13	.308	0	0	.000	0	1	.000	3	2	5	2.8	3	0	1	2	0	0	8	8.9	
BALL STATE	1/28/15	*	30	4	10	.400	0	2	.000	6	10	.600	0	1	1	2.7	3	0	0	2	0	0	14	9.2	
WESTERN MICHIGAN	1/31/15	*	33	6	17	.353	0	0	.000	1	2	.500	1	1	2	2.7	1	0	2	5	0	0	13	9.4	
at NIU	2/4/15	*	32	4	7	.571	0	0	.000	2	4	.500	1	1	2	2.6	2	0	1	4	0	0	10	9.4	
at Kent State	2/11/15	*	35	4	12	.333	1	2	.500	6	6	1.000	0	0	0	2.5	1	0	2	0	1	0	15	9.7	
OHIO	2/14/15	*	29	5	12	.417	0	0	.000	6	8	.750	0	1	1	2.4	3	0	2	3	2	0	16	10.0	
EASTERN MICHIGAN	2/17/15	*	33	5	14	.357	1	5	.200	4	6	.667	1	0	1	2.4	4	0	2	6	0	1	15	10.2	
at Buffalo	2/21/15	*	29	5	9	.556	0	0	.000	8	8	1.000	1	4	5	2.5	4	0	1	4	0	1	18	10.5	
BOWLING GREEN	2/25/15	*	33	6	13	.462	0	2	.000	3	7	.429	5	2	7	2.7	2	0	0	6	0	3	15	10.7	
KENT STATE	2/28/15	*	36	8	15	.533	2	2	1.000	4	4	1.000	0	2	2	2.6	1	0	1	1	1	1	22	11.1	
at Akron	3/4/15	*	30	2	8	.250	0	0	.000	1	2	.500	0	1	1	2.6	3	0	1	2	0	0	5	10.9	
at Ohio	3/7/15	*	28	1	9	.111	0	2	.000	7	8	.875	5	3	8	2.8	0	0	0	5	0	0	9	10.8	
at Toledo	3/9/15	*	30	2	11	.182	0	0	.000	3	6	.500	3	3	6	2.9	2	0	1	2	0	3	7	10.7	
Totals			30	911	113	317	.356	11	42	.262	83	122	.680	38	48	86	2.9	58	1	31	104	7	20	320	10.7

Baleigh Reid Career Stats

Year	GP	GS	Min	Avg	FG	FGA	Pct	3FG	3FGA	Pct	FT	FTA	Pct	Off	Def	Tot	Avg	PF	FO	Ast	TO	Blk	Stl	Pts	Avg
14-15	30	30	911	30.4	113	317	.356	11	42	.262	83	122	.680	38	48	86	2.9	58	1	31	104	7	20	320	10.7
Totals	30	30	911	30.4	113	317	.356	11	42	.262	83	122	.680	38	48	86	2.9	58	1	31	104	7	20	320	10.7

Player Profiles



#11

Ana Richter

Pos: Forward/Guard

Yr./Elig.: So./So.

Height: 6-1

Hometown: Hamilton, Ohio

High School: Talawanda



2014-15: Appeared in all 30 games, stating in five, as a freshman... averaged 6.2 points, 1.0 assists, and 4.8 rebounds in 21.1 minutes per game...was second on the team in rebounding with 145...began the season with back-to-back double-doubles scoring 17 points with 10 rebounds against Cincinnati Christian (Nov. 18) and 14 points with 10 rebounds against UIC (Nov. 22)...had 11 points in 17 minutes off the bench against Valparaiso (Dec. 3)...finished with 14 points on 6-for-8 shooting at Ball State (Jan. 7)...tied a season high 17 points with eight rebounds and three assists at Buffalo (Feb. 21).

High School: Three-year letterwinner for Talawanda High School in Oxford, Ohio ... also earned letter as a freshman at Cincinnati Christian High School ... named Second-Team All-State, First-Team All-Conference and was the Southwest Ohio Conference Player of the Year as a senior ... averaged 18 points per game during senior season ... selected for Team Ohio in the Ohio vs. Kentucky All-Star game.

Personal: Daughter of Kim and John Richter ... mother, Kim, was her head coach at Talawanda ... has July birthday ... majoring in business.

Career Highs

POINTS	17 (2x's), last at Buffalo (2/21/15)
REBOUNDS	10 (2x's), last vs. UIC (11/22/14)
ASSISTS	3 (2x's), lasts at Buffalo (2/21/15)
STEALS	2, at Buffalo (2/21/15)
BLOCKS	1 (10x's), last at Toledo (3/9/15)
FIELD GOALS	7 (2x's), last at Buffalo (2/21/15)
3-POINT FIELD GOAL	2 (2x's), last at Buffalo (2/21/15)
FREE THROWS	.9 (of-12), vs. Cincinnati Christian (11/18/14)
MINUTES	35, vs Central Michigan (1/14/15)

Richter's Game-by-Game Statistics

2014-15 Season

Opponent	Date	GS	Min	FG	FGA	Pct	3FG	3FGA	Pct	FT	FTA	Pct	Off	Def	Tot	Avg	PF	FO	A	TO	Blk	Stl	Pts	Avg
CINCINNATI CHRISTIAN	11/18/14	26	4	7	.571	0	3	.000	9	12	.750	2	8	10	10.0	2	0	2	4	0	0	17	17.0	
UIC	11/22/14	26	7	9	.778	0	0	.000	0	0	.000	2	8	10	10.0	3	0	3	4	1	0	14	15.5	
at Oakland	11/28/14	23	3	7	.429	0	0	.000	0	3	.000	2	6	8	9.3	4	0	0	3	1	0	6	12.3	
at Michigan State	11/30/14	24	3	5	.600	1	1	1.000	2	4	.500	2	3	5	8.3	1	0	1	6	0	1	9	11.5	
VALPARAISO	12/3/14	17	5	10	.500	0	2	.000	1	1	1.000	2	3	5	7.6	3	0	2	1	1	0	11	11.4	
at Evansville	12/6/14	15	1	4	.250	0	0	.000	2	2	1.000	4	4	8	7.7	4	0	1	3	0	1	4	10.2	
UT MARTIN	12/15/14	* 26	2	8	.250	0	0	.000	5	7	.714	3	3	6	7.4	5	1	1	4	0	0	9	10.0	
vs Old Dominion	12/20/14	18	4	11	.364	0	2	.000	2	2	1.000	2	3	5	7.1	3	0	0	1	0	0	10	10.0	
vs Mississippi State	12/21/14	19	1	10	.100	0	3	.000	0	0	.000	2	3	5	6.9	1	0	2	1	0	0	2	9.1	
vs Drexel	12/28/14	19	0	2	.000	0	0	.000	0	0	.000	0	1	1	6.3	4	0	0	1	0	1	0	8.2	
vs Davidson	12/29/14	20	3	8	.375	1	2	.500	0	0	.000	0	1	1	5.8	2	0	1	2	0	1	7	8.1	
at Toledo	1/3/15	16	1	3	.333	0	2	.000	0	0	.000	1	2	3	5.6	3	0	0	1	1	0	2	7.6	
at Ball State	1/7/15	* 30	6	8	.750	1	2	.500	1	2	.500	1	6	7	5.7	1	0	2	3	0	0	14	8.1	
BUFFALO	1/10/15	* 29	4	11	.364	0	3	.000	0	1	.000	3	3	6	5.7	4	0	2	2	0	1	8	8.1	
CENTRAL MICHIGAN	1/14/15	* 35	1	8	.125	0	4	.000	2	4	.500	2	6	8	5.9	2	0	2	2	0	0	4	7.8	
AKRON	1/17/15	* 25	0	3	.000	0	1	.000	2	2	1.000	2	3	5	5.8	0	0	2	2	0	0	2	7.4	
at Eastern Michigan	1/21/15	13	0	1	.000	0	0	.000	0	0	.000	0	4	4	5.7	1	0	0	3	1	1	0	7.0	
at Bowling Green	1/24/15	15	1	4	.250	0	0	.000	0	0	.000	1	4	5	5.7	2	0	1	1	1	0	2	6.7	
BALL STATE	1/28/15	19	2	5	.400	0	1	.000	0	1	.000	1	3	4	5.6	3	0	0	3	0	0	4	6.6	
WESTERN MICHIGAN	1/31/15	11	1	2	.500	1	1	1.000	0	0	.000	0	2	2	5.4	1	0	0	1	0	1	3	6.4	
at NIU	2/4/15	9	2	2	1.000	1	1	1.000	0	0	.000	0	1	1	5.2	1	0	0	2	0	0	5	6.3	
at Kent State	2/11/15	17	3	6	.500	2	5	.400	0	1	.000	0	2	2	5.0	2	0	0	0	0	0	8	6.4	
OHIO	2/14/15	17	1	3	.333	0	1	.000	0	1	.000	0	2	2	4.9	3	0	1	2	0	1	2	6.2	
EASTERN MICHIGAN	2/17/15	19	4	5	.800	1	1	1.000	0	0	.000	2	4	6	5.0	0	0	0	1	1	0	9	6.3	
at Buffalo	2/21/15	27	7	11	.636	2	2	1.000	1	4	.250	1	7	8	5.1	1	0	3	2	0	2	17	6.8	
BOWLING GREEN	2/25/15	14	1	2	.500	0	1	.000	0	0	.000	0	2	2	5.0	1	0	1	1	1	1	2	6.6	
KENT STATE	2/28/15	21	1	3	.333	0	0	.000	1	2	.500	3	1	4	4.9	2	0	1	1	0	2	3	6.4	
at Akron	3/4/15	29	1	2	.500	0	0	.000	4	4	1.000	1	6	7	5.0	1	0	2	2	0	1	6	6.4	
at Ohio	3/7/15	29	0	3	.000	0	2	.000	0	0	.000	1	1	2	4.9	3	0	1	1	1	1	0	6.2	
at Toledo	3/9/15	24	3	7	.429	0	2	.000	1	2	.500	1	2	3	4.8	1	0	0	1	1	0	7	6.2	
Totals		5	632	72	170	.424	10	42	.238	33	55	.600	41	104	145	4.8	64	1	31	61	10	15	187	6.2

Ana Richter Career Stats

Year	GP	GS	Min	Avg	FG	FGA	Pct	3FG	3FGA	Pct	FT	FTA	Pct	Off	Def	Tot	Avg	PF	FO	Ast	TO	Blk	Stl	Pts	Avg
14-15	30	5	632	21.1	72	170	.424	10	42	.238	33	55	.600	41	104	145	4.8	64	1	31	61	10	15	187	6.2
Totals	30	5	632	21.1	72	170	.424	10	42	.238	33	55	.600	41	104	145	4.8	64	1	31	61	10	15	187	6.2



#22 Jazz Smith

Pos: Guard

Yr./Elig.: So./So.

Height: 5-8

Hometown: Toledo, Ohio

High School: Rogers



2014-15: Appeared in 27 games as a freshman...averaged 2.1 points, 0.3 assists, and 1.3 rebounds in 10.7 minutes per game...went 2-for-3 from the field scoring eight points against UIC (Nov. 22)...had a season high nine points at Eastern Michigan (Jan. 21)... finished with seven points and four rebounds at Bowling Green (Jan. 24)...had seven points in 18 minutes against Ball State (Jan. 28).

High School: Four-year letter winner for Toledo Rogers High School ... averaged 14 points per game as a freshman before injuries cut short her campaign ... missed majority of sophomore and junior season due

to injuries ... made return as senior, averaging 7.0 points and 2.0 assists per game for a talented Rogers squad that went 24-5 overall and was ranked 12th in the state ... named First-Team All-City and Second-Team All-District as a senior ... selected to represent Ohio in the Ohio vs. Indiana Division I/II All-Star Game, where she won the three-point contest.

Personal: Daughter of Jennifer and Lamar Smith ... father Lamar is the head coach of Toledo Rogers and coached his daughter all four years ... has January birthday ... majoring in sport leadership and management.

Career Highs

POINTS9, at Eastern Michigan (1/21/15)
REBOUNDS4 (3x's), last at Ohio (3/7/15)
ASSISTS2, at Toledo (3/9/15)
STEALS3, vs. Cincinnati Christian (11/18/14)
BLOCKS—
FIELD GOALS3 (3x's), last vs. Ball State (1/28/15)
3-POINT FIELD GOAL 3, at Eastern Michigan (1/21/15)
FREE THROWS2(2x's), last at Evansville (12/6/14)
MINUTES24, at Bowling Green (1/24/15)

Smith's Game-by-Game Statistics

2014-15 Season

Opponent	Date	GS	Min	FG	FGA	Pct	3FG	3FGA	Pct	FT	FTA	Pct	Off	Def	Tot	Avg	PF	FO	A	TO	Blk	Stl	Pts	Avg
CINCINNATI CHRISTIAN	11/18/14	17	2	6	.333	0	3	.000	0	0	.000	0	3	3	3.0	4	0	1	3	0	3	4	4.0	
UIC	11/22/14	14	2	3	.667	2	3	.667	2	2	1.000	0	0	0	1.5	2	0	1	5	0	1	8	6.0	
at Oakland	11/28/14	16	1	5	.200	0	1	.000	0	2	.000	1	1	2	1.7	1	0	0	1	0	0	2	4.7	
at Michigan State	11/30/14	11	1	4	.250	0	2	.000	0	2	.000	1	0	1	1.5	1	0	1	2	0	1	2	4.0	
VALPARAISO	12/3/14	13	0	3	.000	0	1	.000	0	0	.000	1	2	3	1.8	3	0	1	0	0	1	0	3.2	
at Evansville	12/6/14	7	0	1	.000	0	0	.000	2	2	1.000	0	1	1	1.7	0	0	0	2	0	0	2	3.0	
UT MARTIN	12/15/14	18	0	3	.000	0	3	.000	0	0	.000	0	0	0	1.4	2	0	0	2	0	0	0	2.6	
vs Old Dominion	12/20/14	12	1	3	.333	1	1	1.000	0	0	.000	0	2	2	1.5	2	0	0	4	0	0	3	2.6	
vs Mississippi State	12/21/14	7	0	2	.000	0	1	.000	0	0	.000	1	0	1	1.4	0	0	0	1	0	0	0	2.3	
vs Drexel	12/28/14	10	0	2	.000	0	1	.000	0	0	.000	0	0	0	1.3	1	0	0	0	0	0	0	2.1	
vs Davidson	12/29/14	1	0	0	.000	0	0	.000	0	0	.000	0	0	0	1.2	0	0	0	1	0	0	0	1.9	
at Toledo	1/3/15	3	0	0	.000	0	0	.000	0	0	.000	0	0	0	1.1	0	0	1	0	0	0	0	1.8	
at Ball State	1/7/15	10	0	0	.000	0	0	.000	0	0	.000	0	4	4	1.3	0	0	0	3	0	0	0	1.6	
BUFFALO	1/10/15	10	0	3	.000	0	1	.000	0	1	.000	0	1	1	1.3	1	0	0	1	0	1	0	1.5	
CENTRAL MICHIGAN	1/14/15	7	1	1	1.000	1	1	1.000	0	0	.000	0	0	0	1.2	1	0	0	2	0	0	3	1.6	
AKRON	1/17/15	4	1	2	.500	1	2	.500	0	0	.000	0	0	0	1.1	1	0	0	0	0	0	3	1.7	
at Eastern Michigan	1/21/15	14	3	7	.429	3	5	.600	0	0	.000	0	0	0	1.1	1	0	0	2	0	0	9	2.1	
at Bowling Green	1/24/15	24	3	7	.429	1	3	.333	0	0	.000	1	3	4	1.2	5	1	0	1	0	0	7	2.4	
BALL STATE	1/28/15	18	3	5	.600	1	3	.333	0	0	.000	0	3	3	1.3	3	0	0	2	0	0	7	2.6	
WESTERN MICHIGAN	1/31/15	5	0	0	.000	0	0	.000	0	0	.000	0	2	2	1.4	1	0	1	0	0	0	0	2.5	
at NIU	2/4/15	9	0	5	.000	0	2	.000	0	0	.000	0	2	2	1.4	1	0	0	0	0	0	0	2.4	
at Kent State	2/11/15	4	0	0	.000	0	0	.000	0	0	.000	0	0	0	1.3	1	0	0	0	0	0	0	2.3	
OHIO	2/14/15	14	1	5	.200	0	3	.000	1	2	.500	0	1	1	1.3	3	0	0	1	0	1	2	3.3	
EASTERN MICHIGAN	2/17/15	9	0	5	.000	0	5	.000	0	0	.000	0	0	0	1.3	2	0	0	0	0	1	0	2.2	
at Buffalo	2/21/15	3	0	0	.000	0	0	.000	0	0	.000	0	0	0	1.2	1	0	0	2	0	0	0	2.1	
at Ohio	3/7/15	13	1	6	.167	1	3	.333	0	0	.000	0	4	4	1.3	0	0	0	1	0	1	3	2.2	
at Toledo	3/9/15	15	0	2	.000	0	1	.000	0	0	.000	0	1	1	1.3	0	0	2	1	0	2	0	2.1	
Totals		0	288	20	80	.250	11	45	.244	5	11	.455	5	30	35	1.3	37	1	8	37	0	13	56	2.1

Jazz Smith Career Stats

Year	GP	GS	Min	Avg	FG	FGA	Pct	3FG	3FGA	Pct	FT	FTA	Pct	Off	Def	Tot	Avg	PF	FO	Ast	TO	Blk	Stl	Pts	Avg
14-15	27	0	288	10.7	20	80	.250	11	45	.244	5	11	.455	5	30	35	1.3	37	1	8	37	0	13	56	2.1
Totals	27	0	288	10.7	20	80	.250	11	45	.244	5	11	.455	5	30	35	1.3	37	1	8	37	0	13	56	2.1

Player Profiles



#34 Megan Galloway

Pos: Forward

Yr./Elig.: Jr./So.

Height: 6-2

Hometown: Greenville, Ohio

High School: Greenville



2014-15: Redshirted season to satisfy NCAA transfer rules ... will have three years eligibility remaining.

At Detroit (2013-14): Named to Horizon League All-Freshmen Team ... was fourth on team with average of 7.6 points per game ... led Titans with 178 total rebounds, an average of 6.4 per game ... had five double-doubles during season, including three straight from Feb. 22 through March 1 ... season-high 21 points against Valpo (Feb. 26) ... season-high 17 rebounds versus Wright State (Feb. 22).

High School: Was four-year letterwinner for Greenville High

School in Greenville, Ohio ... named honorable mention All-State as a senior ... also named to Ohio and District 9 All-Star teams ... averaged 17.4 points per game as a senior ... played AAU with the Dayton Metros for four years, helping the squad to a sixth-place finish at the nationals in 2011 as well as a Music City Madness Championship and a United States Junior Championship (USJN) at Toledo in 2012 ... also lettered one year in volleyball and tennis.

Personal: Daughter of Stacey and Michael Galloway ... has September birthday ... majoring in philosophy and social justice.

Career Highs

POINTS 21 (2x's), last vs. Valparaiso (2/26/14)*
REBOUNDS 17, vs. Wright State (2/22/14)*
ASSISTS 5, vs. Wright State (2/22/14)*
STEALS 4, vs. UIC (1/16/14)*
BLOCKS 2, vs. UIC (1/16/14)*
FIELD GOALS 10, vs. Oakland (2/13/14)*
3-POINT FIELD GOAL —
FREE THROWS 7(-of-12), vs. Valparaiso (2/26/14)*
MINUTES 40, vs. Youngstown State (3/1/14)*

* set at Detroit

Galloway's Game-by-Game Statistics

2013-14 Season (at Detroit)

Opponent	Date	GS	Min	FG	FGA	Pct	3FG	3FGA	Pct	FT	FTA	Pct	Off	Def	Tot	Avg	PF	FO	AST	TO	Blk	Stl	Pts	Avg
Lawrence Tech	11/11/13	4	0	0	.000	0	0	.000	0	0	.000	0	0	0	0.0	3	0	0	0	0	0	0	0.0	
Western Michigan	11/14/13	13	2	4	.500	0	0	.000	2	2	1.000	2	4	6	3.0	4	0	0	1	1	0	6	3.0	
Michigan	11/16/13	*	12	1	2	.500	0	0	.000	0	0	.000	1	0	1	2.3	2	0	0	0	0	2	2.7	
Michigan State	11/20/13	*	22	2	3	.667	0	0	.000	0	0	.000	0	5	5	3.0	0	0	0	0	0	1	4	3.0
Ball State	11/23/13	*	25	0	1	.000	0	0	.000	4	4	1.000	2	5	7	3.8	4	0	3	2	0	0	4	3.2
Rhode Island	11/29/13	*	23	2	5	.400	0	0	.000	3	8	.375	3	3	6	4.2	4	0	2	1	0	0	7	3.8
GSU	11/30/13	*	35	7	9	.778	0	0	.000	2	4	.500	2	5	7	4.6	1	0	0	1	1	0	16	5.6
Toledo	12/06/13	*	30	7	10	.700	0	0	.000	0	0	.000	2	6	8	5.0	2	0	0	2	1	0	14	6.6
Chicago State	12/07/13	*	8	0	2	.000	0	0	.000	0	0	.000	1	3	4	4.9	4	0	1	0	0	0	0	5.9
IPFW	12/21/13	*	19	1	5	.200	0	0	.000	3	7	.429	3	2	5	4.9	2	0	0	2	0	0	5	5.8
Madonna	12/30/13	*	19	2	3	.667	0	0	.000	0	1	.000	0	2	2	4.6	3	0	0	1	0	0	4	5.6
Wright State	01/05/14	*	4	0	1	.000	0	0	.000	0	0	.000	0	0	0	4.3	1	0	0	0	0	0	0	5.2
Cleveland State	01/09/14	*	26	5	7	.714	0	0	.000	3	4	.750	5	5	10	4.7	4	0	0	1	0	0	13	5.8
OAKLAND	01/11/14	*	22	3	5	.600	0	0	.000	0	0	.000	2	0	2	4.5	2	0	0	1	0	0	6	5.8
UIC	01/16/14	*	34	4	6	.667	0	0	.000	0	2	.000	1	5	6	4.6	2	0	1	1	2	4	8	5.9
Valparaiso	01/23/14	*	25	2	7	.286	0	0	.000	1	2	.500	2	5	7	4.8	2	0	0	4	1	0	5	5.9
Milwaukee	01/25/14	*	27	2	9	.222	0	0	.000	1	2	.500	1	5	6	4.8	3	0	0	2	1	1	5	5.8
Youngstown State	01/29/14	*	24	3	5	.600	0	0	.000	0	0	.000	4	7	11	5.2	4	0	1	2	0	0	6	5.8
Green Bay	02/01/14	*	20	1	3	.333	0	0	.000	1	2	.500	0	4	4	5.1	2	0	0	2	0	0	3	5.7
Milwaukee	02/08/14	*	20	4	7	.571	0	0	.000	0	2	.000	3	4	7	5.2	5	1	0	1	0	0	8	5.8
Oakland	02/13/14	*	32	10	20	.500	0	0	.000	1	2	.500	3	7	10	5.4	4	0	1	1	1	1	21	6.5
Cleveland State	02/15/14	*	18	6	9	.667	0	0	.000	1	1	1.000	1	6	7	5.5	5	1	0	1	1	1	13	6.8
Wright State	02/22/14	*	38	7	17	.412	0	0	.000	2	2	1.000	3	14	17	6.0	2	0	5	4	1	1	10	7.2
Valparaiso	02/26/14	*	37	7	8	.875	0	0	.000	7	12	.583	6	4	10	6.2	1	0	1	1	1	1	21	7.8
Youngstown State	03/01/14	*	40	6	14	.429	0	0	.000	4	7	.571	5	10	15	6.5	3	0	0	4	1	0	16	8.1
UIC Flames	03/06/14	*	28	3	9	.333	0	0	.000	0	1	.000	0	2	2	6.3	3	0	0	0	0	0	6	8.0
Green Bay	03/08/14	*	26	2	5	.400	0	0	.000	1	3	.333	3	5	8	6.4	5	1	0	3	1	0	5	7.9
Valparaiso	03/10/14	*	32	3	9	.333	0	0	.000	2	3	.667	1	4	5	6.4	5	1	0	2	1	1	8	7.9
Totals		22	663	92	185	.497	0	0	.000	38	71	.535	56	122	178	6.4	82	4	15	40	14	10	222	7.9

Megan Galloway Career Stats

Year	GP	GS	Min	Avg	FG	FGA	Pct	3FG	3FGA	Pct	FT	FTA	Pct	Off	Def	Tot	Avg	PF	FO	Ast	TO	Blk	Stl	Pts	Avg	
13-14*	28	22	663	23.7	92	185	.497	0	0	.000	38	71	.535	56	122	178	6.4	82	4	15	40	14	10	222	7.9	
14-15	<i>Redshirted season due to NCAA transfer requirements</i>																									
Totals	28	22	663	23.7	92	185	.497	0	0	.000	38	71	.535	56	122	178	6.4	82	4	15	40	14	10	222	7.9	

* - denotes statistics earned at Detroit

Player Profiles



#2

Morgan Horvath

Pos: Guard

Yr./Elig.: Fr./Fr.

Height: 5-9

Hometown: Lewis Center, Ohio

High School: Olentangy

High School: Four-year letterwinner at Olentangy High School in Lewis Center, Ohio ... played both point and shooting guard for the Braves ... averaged 20.1 points, 6.9 rebounds and 3.0 assists per game as a senior in 2015 after averaging 17.6 points per game as a junior ... named Third-Team All-State, First-Team All-District and OCC Player of the Year in 2015 ... selected for the District 11 and Ohio/Kentucky All-Star games, as well as the OHSBCA Ohio Elite Senior Team tournament ... finished as Braves career leading scorer with 1,070 points and second in career assists with 253.

Personal: Daughter of Jamie and Mark Horvath ... has June birthday ... majoring in kinesiology.



#4

Nanci Hunter

Pos: Guard

Yr./Elig.: Fr./Fr.

Height: 5-0

Hometown: Cincinnati, Ohio

High School: Sycamore

High School: Four-year letterwinner at Sycamore High School in Montgomery, Ohio ... was named to the Greater Miami Conference Second Team as a senior ... nominated for the East-West basketball game.

Personal: Daughter of Marrytia and Dorrion Hunter ... has December birthday ... majoring in kinesiology.



#10

Kristen Levering

Pos: Forward

Yr./Elig.: Fr./Fr.

Height: 6-2

Hometown: Powell, Ohio

High School: Olentangy Liberty

High School: Four-year letterwinner at Olentangy Liberty High School in Powell, Ohio ... was primarily a wing and post player for the Patriots ... averaged a double-double of 11.9 points and 10.1 rebounds along with 4.1 blocks per game during her senior season ... named First-Team All-Ohio Capital Conference and Third Team All-Central District in 2015 ... represented Team Ohio in both the 2015 Ohio-Kentucky All-Star Game and the OHSBCA Ohio Elite Senior Team Tournament.

Personal: Daughter of Suzanne and Ken Levering ... has March birthday ... undecided on major.

Player Profiles



#40

Kendall McCoy

Pos: Guard/Forward

Yr./Elig.: Fr./Fr.

Height: 6-1

Hometown: Sylvania, Ohio

High School: Sylvania Northview

High School: Four-year letterwinner at Sylvania Northview High School in Sylvania, Ohio where she was both a guard and a forward ... was three-time Ohio All-District 7 First Team selection her final three seasons ... was All-Ohio Special Mention in 2015 ... named Second Team All-Northwest Ohio in 2013 and Third Team All-Northwest Ohio in 2014 by the Associated Press ... scored 1,265 career points, which ranks third in Northview history

Personal: Daughter of Lisa and Timothy McCoy ... has July birthday ... sister Kelsey played for head coach Cleve Wright at Gannon (2009-13) ... majoring in kinesiology.



#21

Leah Purvis

Pos: Guard

Yr./Elig.: Fr./Fr.

Height: 5-6

Hometown: Los Angeles, Calif.

High School: The Buckley School

High School: Four-year letterwinner at the Buckley School in Sherman Oaks, California ... primarily a point guard for the Griffins ... averaged 24.6 points, 9.5 rebounds, 5.0 assists and four steals per game as a season ... is the Buckley School's all-time leading scorer ... named First Team All-CIF Southern Section in 2013, 2014 and 2015 ... played for the Cal Sparks Gold club team where she helped them to the AAU Nike National Runner-up position in 2013.

Personal: Daughter of Faye Tash and Anthony Purvis ... has June birthday ... majoring in psychology.



Cleve Wright Head Coach

Years as Head Coach: 13th Season

Years at Miami: Third Season

Alma Mater.: Berea '89

Cleve Wright returns for his third season in charge of the Miami women's basketball program. Wright came to the RedHawks after a very successful 11-year run at Gannon that featured five NCAA Tournament appearances and two runs to the Elite Eight.

Wright holds a career coaching record of 248-145. His Miami team last year went 7-23, but had the unique distinction of being the youngest team in NCAA Division I with freshmen responsible for 53.45 percent of all minutes played on the team. With all the experience they gained, combined with a powerful recruiting class joining them, Wright has the RedHawks ready to take the next step this season.

Wright won 70 percent of his games at Gannon (233-100), turning the Lady Knights into a Division II powerhouse. In his final season there in 2013, he led Gannon to a 31-5 record and an appearance in the NCAA Division II Elite Eight. The team finished the season ranked sixth in the country. Wright brought the Lady Knights to the NCAA Tournament in five of his last seven seasons, with his best year coming in 2009-10 when he was named the NCAA Division II National Coach of the Year after guiding them to a 37-1 record and an NCAA Final Four appearance. He coached seven All-Americans and 37 all-conference selections.

Gannon's women's basketball program was extremely successful in the classroom as well under Wright. The Lady Knights were ranked among the top 25 teams in GPA in eight of his final nine years. In addition, 70 players

earned all-conference academic honors.

Wright joined Gannon after a three-year stint (1999-2002) as the top assistant at Northwestern under head coach June Olkowski. While with the Wildcats, he was responsible for the development of the post players and was the team's recruiting coordinator. His recruiting class in 2001 was rated as the 35th-best in the entire nation by All Star Girls Report, and he was voted as one of the top 25 assistant coaches in Division I in 2002.

Prior to his time at Northwestern, Wright spent two seasons as an assistant coach with Olkowski at Butler. He also spent four seasons (1993-97) as the head coach at Southwestern High School in Somerset, Ky., and was an assistant coach at Duke during the 1992-93 season.

Wright earned his bachelor's degree from Berea College (Kentucky) in 1989. He competed on both the men's basketball and track teams, while serving as a student assistant coach for the women's team. He earned a master's degree in athletic administration from Ball State in 1992, working as a graduate assistant coach there for two seasons (1990-92).

Wright served as a NCAA Division II representative to the Women's Basketball Coaches Association (WBCA) Board of Directors from 2010-13. He has worked with the WBCA in various capacities over his entire career.

Wright is married to the former Diane McKinley. They have two daughters, Chloe (19), who is a freshman at Miami, and Emma (16).



Radio/TV Roster



#2 Morgan Horvath



#3 Tamira Ford



#4 Nanci Hunter



#10 Kristen Levering



#11 Ana Richter



#12 Hannah McCue



#15 Kayla Brown



#21 Leah Purvis



#22 Jazz Smith



#24 Baleigh Reid



#25 Molly McDonagh



#34 Megan Galloway



#40 Kendall McCoy



#42 Jessica Rupright



**Head Coach
Cleve Wright**



**Assistant Coach
Colleen Day**



**Assistant Coach
Ashley Saia**



**Assistant Coach
Alioune Ndiaye**



**Director of
Basketball Operations
Lindsay Scarlatelli**



Year-by-Year Results

1974-75

(8-9)

Coach: Elaine Hieber

J15	at Cincinnati	L	50-53
J20	CEDARVILLE	L	40-41
J24	at Ohio	L	54-60
J27	CINCINNATI	L	40-55
J29	DAYTON	W	52-51
F1	at Bowling Green	L	49-73
F3	CENTRAL STATE	W	72-48
F5	E. KENTUCKY	L	59-61
F12	at N. Kentucky	W	85-54
F13	WILMINGTON	W	67-34
F14	at Michigan State	W	56-52
F15	at Ball State	L	62-67
F18	OHIO STATE	L	52-63
F21	at Mount St. Joseph	W	55-48
F26	at Toledo	W	65-50
F27	at Defiance	W	68-47
F28	at Bowling Green	L	49-56

1975-76

(9-12)

Coach: Pam Wettig

J14	at Dayton	L	67-77
J16	N. KENTUCKY	L	48-53
J20	BALL STATE	L	77-78
J23	VINCENNES	W	68-54
J24	at Ashland	L	46-84
J27	at Ohio State	L	44-67
J29	at E. Kentucky	L	59-86
J31	BOWLING GREEN	L	46-68
F3	CINCINNATI	L	62-67
F5	at Cedarville	W	65-58
F7	INDIANA STATE	L	59-67
F9	at Defiance	L	52-55
F13	OHIO	W	63-40
F14	CLEVELAND STATE	W	54-39
F19	MT. ST. JOSEPH	W	65-49
F21	WRIGHT STATE	W	59-49
F27	at Slippery Rock	L	42-91
F28	at Youngstown State	W	65-60
M4	at Wooster	W	106-63
M5	at Dayton	W	75-57
M6	at Ashland	L	49-76

1976-77

(10-11)

Coach: Pam Wettig

D11	DEFIANCE	W	82-57
D16	at N. Kentucky	L	44-65
D7	vs. Louisville	L	56-77
D8	vs. Cincinnati	L	64-68
J15	at Ball State	L	68-81
J19	at Mt. St. Joseph	W	80-46
J21	at Kent State	W	62-51
J22	at Youngstown State	W	58-54
J25	OHIO STATE	L	38-72
F1	at Cincinnati	W	69-40
F3	CEDARVILLE	W	65-41
F9	E. KENTUCKY	L	49-72
F12	at Ohio	W	73-72
F16	DAYTON	L	61-73
F19	ASHLAND	L	53-59
F24	at Wright State	W	75-45
F26	at Bowling Green	L	42-71
M3	TOLEDO	W	68-32
M4	CINCINNATI	W	54-52
M5	OHIO STATE	L	49-81
M10	at Illinois State	L	40-93

1977-78

(15-6)

Coach: Pam Wettig

N23	at Tennessee	L	33-100
D3	at Toledo	W	80-54
D7	N. KENTUCKY	L	61-73
D10	KENT STATE	W	79-36
J6	vs. Cincinnati	W	58-55
J8	vs. Tenn.-Chattanooga	W	59-54
J11	at Dayton	L	61-86
J14	DEFIANCE	W	80-50
J18	MT. ST. JOSEPH	W	72-58
F1	CINCINNATI	W	72-46
F3	at Purdue	L	72-73
F8	BALL STATE	W	83-69
F11	OHIO	W	71-48
F15	WRIGHT STATE	W	85-35
F17	at E. Kentucky	L	64-77
F18	at Ashland	W	65-55
F22	at Cedarville	W	66-58
F25	at Bowling Green	W	64-58
M2	at Cleveland State	W	74-53
M3	at Youngstown State	W	60-40
M4	at Ohio State	L	60-75

1978-79

(9-15)

Coach: Pam Wettig

N28	at N. Kentucky	L	42-66
D2	TOLEDO	W	104-32
D9	at Kent State	L	53-58
D13	DAYTON	L	64-77
J5	at N. Kentucky	L	65-89
J6	at Belmont	W	73-51
J10	E. KENTUCKY	W (OT)	84-77
J13	BOWLING GREEN	W	79-49
J17	at Mt. St. Joseph	L	69-72
J19	at Marshall	W	80-69
J20	at Morris Harvey	L	74-81
J24	at Louisville	L	58-76
J27	INDIANA STATE	L (OT)	68-77
J31	at Dayton	L	49-81
F3	PURDUE	L	67-69
F7	at Ball State	L	65-76
F10	at Ohio	W	51-47
F13	at Cincinnati	W (OT)	79-77
F16	YOUNGSTOWN STATE	L	68-86
F17	ASHLAND	W	77-41
F20	at Indiana	L	48-55
M1	at Cincinnati	W	56-50
M2	at Youngstown STATE	L	50-69
M3	at Kent State	L	59-66

1979-80

(16-13)

Coach: Pam Wettig

N28	N. KENTUCKY	W	77-70
D1	at Michigan	W	66-63
D8	KENT STATE	W	69-65
D12	at Cincinnati	L	73-74
D15	at Indiana State	L	69-84
D28	ILLINOIS	W	73-71
J2	at Dayton	L	56-76
J4	vs. Tenn.-Chattanooga*	L	64-65
J5	vs. Middle Tenn. State*	L	49-73
J9	LOUISVILLE	W	69-67
J11	CHARLESTON	W	75-67
J12	MARSHALL	L	52-60
J15	at E. Kentucky	L	58-69
J18	vs. Mississippi State*	L	77-79
J19	vs. Georgia*	W	72-64
J23	at Toledo	W	70-54
J25	at Ohio State	W	75-69
J30	BALL STATE	W	78-64
F2	OHIO	W	83-46
F6	at Bowling Green	L	53-57
F9	E. MICHIGAN	W	87-84
F13	MT. ST. JOSEPH	W	82-68
F15	at C. Michigan	W	69-58
F16	at Michigan State	L	70-71
F20	INDIANA	L	63-68
F22	at Purdue	L	49-54
F29	vs. Bowling Green	W	65-60
M6	vs. Cincinnati	L	64-66
M7	vs. Kent State	W	81-60

- * Northern Kentucky Invitational
- Lady Cat Invitational
- OASW Div. I State Tournament
- MAIAW Regional Tournament

1980-81

(20-13)

Coach: Pam Wettig

N26	MOREHEAD STATE	W	83-74
N28	at Tennessee Tech	L	62-106
N29	at N. Kentucky	L	82-95
D4	at Dayton	L	64-76
D6	at Illinois	L	70-90
D10	CINCINNATI	L	69-94
D13	at Kent State	L	54-71
D27	at Jackson State*	L	60-81
D28	vs. Mt. Mercy*	W	68-57
D29	vs. Middle Tenn. State*	L	57-78



Miami's 1981-82 team won a program-record 24 games and won the first MAC Championship.

Year-by-Year Results


J2	vs. W. Michigan ●	W	76-73
J3	vs. Ohio ● (OT)	W	79-77
J4	vs. Kent State ●	L	67-74
J7	BOWLING GREEN	W	82-71
J6	at W. Michigan	L	61-63
J10	at E. Michigan	W	58-52
J14	TOLEDO	W	82-57
J17	at Notre Dame	W	93-53
J21	OHIO STATE	W	58-53
J23	NORTHWESTERN (OT)	W	70-68
J28	at Indiana	W	70-67
F3	at Ball State	W	83-58
F7	at Michigan	W	74-73
F10	DETROIT	W	63-61
F14	C. MICHIGAN	W	77-68
F18	at N. Kentucky	W	80-73
F21	PURDUE	L	64-81
F25	INDIANA STATE	W	64-57
F28	at Ohio	W	66-57
M6	vs. Cleveland State ■	W	69-58
M7	vs. Kent State ■	L	52-57
M8	vs. Cincinnati ■	W	77-68
M12	vs. Northwestern ○	L	63-77

- ♦ Hurricane Classic
- MAC Tournament
- OASISW Championship
- MAIAW Championship

1981-82
(24-9, 11-1 MAC/1st)
Coach: Pam Wettig
• MAC CHAMPIONS •

D2	PURDUE	W	86-67
D5	AKRON	W	84-60
D8	at Detroit (OT)	L	60-63
D11	W. MICHIGAN	W	86-72
D12	E. MICHIGAN	W	81-79
D31	vs. California (Pa.) ♦ (OT)	W	90-86
J2	vs. Austin Peay ♦	W	83-64
J3	vs. E. Carolina ♦	L	61-64
J4	vs. Florida State ♦	L	68-89
J8	at Northwestern	L	71-85
J9	at N. Illinois	L	52-57
J13	BALL STATE	W	85-77
J16	at C. Michigan	W	82-52
J19	at Dayton	W	76-57
J23	OHIO	W	87-73
J27	at Morehead State	L	76-88
J30	MICHIGAN STATE	W	75-65
F2	at Ohio State	L	70-82
F6	NOTRE DAME	W	65-61
F8	at Cincinnati	W	88-80
F10	at Toledo	W	82-61
F13	KENT STATE	W	95-66
F17	N. KENTUCKY	W	81-65
F19	vs. C. Michigan ●	W	103-56
F20	vs. Kent State ●	W	77-70
F21	vs. N. Illinois ●	W	58-56
F24	vs. Indiana ■	W	78-61
F27	vs. Bowling Green ■	W	88-66
M4	vs. Cleveland State ■	W	69-61
M11	vs. W. Illinois ○	W	108-54
M12	vs. Purdue ○	W	65-60
M13	vs. Wisconsin ○	L	65-76
M21	vs. Villanova ♦	L	61-69

- ♦ at Coral Gables, FL
- MAC Tournament
- OASISW State Championship
- MAIAW Championship
- ◆ AIAW National Quarterfinals



During the 1982-83 season, Miami won a program-record 14 straight games.

1982-83
(21-6, 17-1 MAC/1st)
Coach: Pam Wettig
• MAC CHAMPIONS •

N29	MOREHEAD STATE	W	94-60
D1	CINCINNATI	L (OT)	83-84
D5	at Kentucky	L	61-90
D8	DAYTON	L	71-77
D10	at Notre Dame	L	59-64
D29	vs. Boston College♦	W	67-54
D30	at Michigan State ♦	W	66-65
J5	KENT STATE	W	81-67
J8	at Ball State	W (OT)	77-76
J12	at W. Michigan	W	76-63
J15	OHIO	W	94-71
J19	at C. Michigan	L	67-69
J22	BOWLING GREEN	W	64-53
J26	at E. Michigan	W	69-66
J29	TOLEDO	W	72-66
F2	at N. Illinois	W (OT)	76-73
F5	BALL STATE	W	70-57
F9	W. MICHIGAN	W	64-46
F12	at Ohio	W	75-66
F16	C. MICHIGAN	W	65-63
F19	at Bowling Green	W	74-69
F23	E. MICHIGAN	W	60-53
F26	at Toledo	W	61-60
M2	N. ILLINOIS	W	61-52
M5	at Kent State	W	71-59
M11	OHIO ●	W	70-53
M12	C. MICHIGAN ●	L	73-78

- ♦ Michigan State Dial Classic
- MAC Tournament

1983-84
(7-18, 7-11 MAC/8th)
Coach: Pam Wettig

N25	at Minnesota ♦	L	58-76
N26	vs. Kansas ♦	L	58-87
N30	at Dayton	L	64-98
D3	at Cincinnati	L	64-79
D10	XAVIER	L	69-82
D29	vs. Georgia ●	L	36-93
D30	at Ohio State ●	L	68-87
J4	at E. Michigan	W	73-62
J7	at W. Michigan	L	64-74
J11	TOLEDO	L	65-66
J14	OHIO	W	66-65
J18	N. ILLINOIS	L	50-76
J21	at C. Michigan	L	70-94
J25	KENT STATE	W	75-47

J28	at Bowling Green	W	70-62
F1	BALL STATE	W	62-51
F4	W. MICHIGAN	W	74-63
F8	at Toledo	W	55-53
F11	at Ohio	L	58-85
F15	at N. Illinois	L	67-95
F18	C. MICHIGAN	L	64-85
F22	at Kent State	L	49-59
F25	BOWLING GREEN	L	46-68
F29	at Ball State	L	64-80
M3	E. MICHIGAN	L	68-69

- ♦ Minnesota Dial Classic
- Ohio State Buckeye Classic

1984-85
(14-13, 12-6 MAC/3rd)
Coach: Susan DeKalb

N29	KENTUCKY	L	70-76
D1	at Eastern Illinois	L	56-76
D4	at Purdue	L	54-79
D7	CINCINNATI	L	66-76
D12	at Xavier	W	84-59
D14	DAYTON	L (OT)	73-75
D28	at Illinois-Chicago	W	61-57
D29	at Loyola (IL)	L	63-84
J3	at Ohio	W	70-69
J5	C. MICHIGAN	L	57-60
J9	at Bowling Green	L	54-67
J12	E. MICHIGAN	W	77-76
J16	at Toledo	L	84-96
J19	N. ILLINOIS	W (OT)	102-95
J2	at Kent State	W	81-62
J26	BALL STATE	W	71-50
J30	W. MICHIGAN	W	62-61
F5	at C. Michigan	L	63-78
F9	BOWLING GREEN	W	71-63
F9	at E. Michigan	L	68-72
F12	TOLEDO	W	72-56
F16	at N. Illinois	W	65-60
F20	KENT STATE	W	55-54
F23	at Ball State	W	62-60
F27	at W. Michigan	L	67-76
M2	OHIO	W	76-56
M8	vs. W. Michigan ♦	L	77-87

- ♦ MAC Tournament

Year-by-Year Results

1985-86 (12-15, 7-11 MAC/7th) Coach: Susan DeKalb

N23	E. ILLINOIS	L	56-64
N29	at Wisconsin ♦	W	68-60
N30	vs. St. John's ♦	W	68-58
D1	XAVIER	W	74-63
D7	at Cincinnati	L	73-80
D11	at Dayton	L	55-84
D14	LOUISVILLE	W	75-64
D27	at Houston ●	L	69-73
D27	vs. Detroit ●	W	80-77
J2	BOWLING GREEN	L	57-82
J4	at E. Michigan	W	77-76
J8	TOLEDO	W	78-51
J11	at N. Illinois	W	68-64
J15	KENT STATE	W	72-61
J18	at Ball State	L	57-73
J22	at Ohio	L	56-79
J25	W. MICHIGAN	L	57-77
J29	at C. Michigan	L	82-94
F1	at E. Michigan	L	52-57
F5	at Toledo	L	64-68
F8	N. ILLINOIS	W	79-76
F12	at Kent State	L	50-63
F15	BALL STATE	W	77-73
F19	OHIO	L	65-79
F22	at W. Michigan	W	69-61
F26	C. MICHIGAN	L	62-86
M1	at Bowling Green	L	69-81

- ♦ Wisconsin Tournament
- Houston Tournament

1986-87 (11-16, 4-12 MAC/8th) Coach: Susan DeKalb

N29	AKRON	L	68-75
D3	at Xavier	W	68-61
D6	vs. Florida A&M ♦	W	68-57
D7	at Providence♦	L	91-102
D13	at Toledo	L	67-88
D20	CINCINNATI	W (OT)	78-76
D28	vs. Rhode Island●	W	60-59
D30	vs. Cleveland State ●	W	90-75
D31	at Florida International ●	L	60-82
J3	at Manhattan	W	64-62
J4	at La Salle	L	65-77
J7	at Kent State	L	63-85
J10	BALL STATE	W	72-62
J14	C. MICHIGAN	L (OT)	65-72
J17	at W. Michigan	L	72-87

J21	OHIO	L	57-62
J24	at Bowling Green	L	64-73
J28	E. MICHIGAN	L	64-66
J31	DAYTON	W	67-50
F4	KENT STATE	W	84-54
F7	at Ball State	W	76-68
F11	at C. Michigan	L	64-77
F14	W. MICHIGAN	L	70-73
F18	at Ohio	L	52-65
F21	BOWLING GREEN	L	55-58
F25	at E. Michigan	L	67-84
F28	TOLEDO	W	70-64

- ♦ Providence Tournament
- Florida International Tournament

1987-88 (17-12, 12-4 MAC/T-2nd) Coach: Susan DeKalb

N28	vs. George Mason ♦	W	48-43
N29	at Syracuse ♦	L	48-58
D4	vs. Bradley●	W	65-57
D5	vs. Howard ●	L	57-76
D9	XAVIER	W	65-47
D12	at Louisville	L	55-88
D19	at Cincinnati	L	46-68
D31	at Stetson ■	W	76-62
J1	vs. Murray State ■	L	56-59
J6	KENT STATE	W	73-59
J9	at Ball State	W	60-57
J13	at Bowling Green	L	66-77
J16	W. MICHIGAN	W	71-63
J20	at Ohio	W	66-61
J23	C. MICHIGAN	L	63-71
J27	at E. Michigan	W	71-66
J30	TOLEDO	W	66-60
F3	at Dayton	L	63-79
F6	BALL STATE	W	63-55
F10	BOWLING GREEN	W	70-64
F13	at W. Michigan	L	61-63
F17	OHIO	W	58-57
F20	at C. Michigan	W	64-56
F24	E. MICHIGAN	W	63-57
F27	at Toledo	L	55-73
M2	WRIGHT STATE	L	52-65
M5	at Kent State	W	75-69
M8	KENT STATE ○	W	80-73
M11	W. Michigan ○	L	63-66

- ♦ Carrier Classic
- Diamond Classic
- Stetson Classic
- MAC Tournament

1988-89 (18-10, 10-6 MAC/3rd) Coach: Linda Wunder

N26	at Akron	W	62-41
D3	CINCINNATI	L	46-60
D6	at Xavier	W	64-52
D10	at Iowa♦	L	44-73
D11	vs. E. Illinois ♦	L	59-63
D17	BUTLER	W	60-40
D19	DAYTON	W	67-58
D28	vs. Boston College ●	W	55-51
D29	at S. Florida ●	W	67-63
J1	at Pennsylvania	W	59-53
J4	at E. Michigan	W	57-47
J7	at W. Michigan	W	75-60
J11	OHIO	W	72-55
J14	at C. Michigan	W	71-58
J18	BOWLING GREEN	L	64-65
J21	at Toledo	L	50-65
J25	at Wright State	W	60-48
J28	at Kent State	W	80-69
F1	BALL STATE	W	60-50
F4	W. MICHIGAN	W	66-65
F8	at Ohio	L	52-61
F11	C. MICHIGAN	L	55-56
F15	at Bowling Green	L	55-83
F18	TOLEDO	W	67-63
F25	KENT STATE	W	94-71
M1	at Ball State	L	62-75
M4	E. MICHIGAN ■	W	68-58
M7	C. MICHIGAN ■	L	58-74

- ♦ Amana-Hawkeye Classic
- South Florida Classic
- MAC Tournament

1989-90 (23-5, 15-1 MAC/1st) Coach: Linda Wunder ● MAC CHAMPIONS ●

N25	vs. Wichita State♦	W	73-58
N26	at Marquette ♦	L	63-74
N30	KENTUCKY	L	56-61
D2	at Dayton	W	68-50
D6	at Butler	W	71-59
D9	XAVIER	W	87-57
D13	at Cincinnati	L	45-65
D28	vs. Pennsylvania ●	W	76-53
D29	vs. San Jose State ●	W	76-52
J3	at Ohio	W	57-45
J6	C. MICHIGAN	W	65-61
J10	at Bowling Green	W	70-66
J13	E. MICHIGAN	W	70-51
J17	at Wright State	W	83-46
J20	KENT STATE	W	60-50
J23	at Ball State	W	72-66
J27	TOLEDO	W	61-59
J31	W. MICHIGAN	W	70-56
F3	at Central Michigan	W	96-73
F7	BOWLING GREEN	L	58-65
F10	at E. Michigan	W	61-47
F17	at Kent State	W	69-54
F21	BALL STATE	W	80-65
F24	at Toledo	W	66-64
F28	at W. Michigan	W	75-60
M3	OHIO	W	83-68
M8	vs. Ball State ■	W	72-70
M10	vs. Bowling Green ■	L	63-84

- ♦ Milwaukee Classic
- Anheuser-Busch Classic
- MAC Tournament



Miami's 1989-90 team lost only five games, the lowest total in program history.

Year-by-Year Results

1990-91 (14-14, 9-7 MAC/T-3rd) Coach: Linda Wunder

N24	at Xavier	W	96-68
N27	DAYTON	L	67-73
N30	vs. W. Kentucky ♦	L	46-55
D1	vs. Wisc.-Green Bay ♦	W	75-66
D4	at Kentucky	L	68-72
D8	at Vanderbilt	L	56-64
D11	at Bradley	L	69-84
D16	at Indiana	L	52-74
D22	at Wright State	W	74-42
D29	CINCINNATI	W	78-43
J2	BOWLING GREEN	L	44-50
J5	at E. Michigan	W	57-53
J9	TOLEDO	W (OT)	72-67
J12	at Kent State	L	71-78
J16	BALL STATE	W	73-59
J23	at W. Michigan	W	82-52
J26	OHIO	W	76-51
F27	at C. Michigan	L	61-67
F2	E. MICHIGAN	L (OT)	66-69
F6	at Toledo	L	62-77
F9	KENT STATE	L	78-88
F13	at Ball State	L	63-65
F17	at Notre Dame	W	69-65
F20	W. MICHIGAN	W	60-55
F23	at Ohio	W	70-60
F27	C. MICHIGAN	W	73-60
M2	at Bowling Green	W	83-75
M5	vs. Kent State ●	L	72-79

- ♦ Illinois Classic
- MAC Tournament

1991-92 (14-14, 9-7 MAC/T-4th) Coach: Linda Wunder

N23	XAVIER	L	84-88
N26	at Kentucky	L	60-91
N30	at Dayton	W	82-71
D2	BRADLEY	L	60-65
D6	at N. Illinois ♦	L	75-83
D7	vs. Kansas State ♦	W	85-69
D14	INDIANA	L	68-72
D20	at Cincinnati	W	73-67
D30	WRIGHT STATE	W	92-76
J3	at Ohio State	W	74-69
J8	at Toledo	L	59-78
J11	KENT STATE	W	87-65
J15	at Ball State	W	81-52
J22	W. MICHIGAN	W	95-55
J25	at Ohio	W	88-73
J29	C. MICHIGAN	L	60-66
F1	at Bowling Green	L	70-73
F5	E. MICHIGAN	W	77-66
F8	at Kent State	L	70-82
F12	BALL STATE	W	87-66
F15	VANDERBILT	L	48-69
F19	at W. Michigan	W	78-65
F22	OHIO	W	84-67
F26	at C. Michigan	L	66-75
F29	BOWLING GREEN	L	78-84
M4	at E. Michigan	W	74-68
M7	TOLEDO	L	57-72
M10	vs. C. Michigan ●	L	59-69

- ♦ NIU/GTE Fastbreak Fest
- MAC Tournament

1992-93 (19-9, 13-5 MAC/2nd) Coach: Linda Wunder

D4	vs. Valparaiso ♦	W	81-55
D5	at St. Bonaventure ♦	L	56-63
D10	at Wright State	W	65-53
D12	at Xavier	W	71-60
D19	at Indiana	L	48-59
D21	DAYTON	W	83-50
D30	CINCINNATI	W	58-43
J2	at Wisc.-Milwaukee	L	56-66
J6	BALL STATE	W	68-54
J9	at Akron	W	70-38
J13	at W. Michigan	L	58-61
J16	OHIO	W	60-53
J20	at C. Michigan	W	63-59
J23	BOWLING GREEN	L	75-77
J27	at E. Michigan	W	78-56
J30	TOLEDO	W	66-46
F3	at Kent State	W	65-63
F6	AKRON	W	77-58
F10	W. MICHIGAN	L	67-72
F13	at Ohio	W	76-66
F17	C. MICHIGAN	W	70-69
F20	at Bowling Green	L	74-77
F24	E. MICHIGAN	W	76-61
F27	at Toledo	L	65-84
M3	KENT STATE	W (OT)	92-87
M6	at Ball State	W	75-56
M9	W. MICHIGAN ●	W	67-61
M12	vs. Kent State ■	L	69-79

- ♦ Lady Bonnie Classic
- MAC Quarterfinals
- MAC Semifinals, Columbus, OH

1993-94 (16-11, 11-7 MAC/5th) Coach: Lisa Bradley

N26	LOUISVILLE	W	78-64
D4	vs. Boston College ♦	W	81-64
D5	at Duke ♦	L	54-98
D9	XAVIER	L	61-70
D11	at Dayton	W	78-60
D19	at Illinois	W	78-66
D28	at Cincinnati	L	66-67
D30	at Butler	W	75-66
J5	W. MICHIGAN	L	79-86
J8	at Ohio	L	68-79
J12	C. MICHIGAN	W	64-41

J15	at Bowling Green	L	75-86
J19	E. MICHIGAN	W	90-63
J22	at Toledo	L	63-74
J26	KENT STATE	W	75-62
J29	at Ball State	W	62-46
F2	at Akron	W	76-60
F5	OHIO	W (OT)	63-56
F9	at C. Michigan	W	66-57
F12	BOWLING GREEN	L	40-65
F16	at E. Michigan	W	79-57
F19	TOLEDO	W	73-67
F23	at Kent State	L	69-71
F26	BALL STATE	W	73-60
M2	AKRON	W	64-43
M5	at W. Michigan	L	62-75
M8	at Kent ●	L	65-74

- ♦ Duke Classic
- MAC Quarterfinals

1994-95 (29-1, 13-5 MAC/T-3rd) Coach: Lisa Bradley

N28	WISC-MILWAUKEE	W	101-45
D2	CINCINNATI	W	68-29
D6	DAYTON	W	78-58
D10	at Louisville	L	61-63
D19	ILLINOIS	W	65-63
D21	at Xavier	W	76-73
D27	at Washington ♦	W	86-62
D28	vs. Notre Dame ♦	W	79-76
J4	KENT STATE	W	70-57
J7	at Ohio	W	67-55
J11	TOLEDO	W	80-76
J14	at Akron	W	82-60
J18	W. MICHIGAN	W	85-62
J21	at Central Michigan	W	73-62
J25	E. MICHIGAN	W	81-49
J28	BALL STATE	W	82-73
F1	BOWLING GREEN	W	81-63
F4	OHIO	W	60-58
F8	at Toledo	W	77-70
F11	AKRON	W	92-73
F15	at W. Michigan	W	76-72
F18	C. MICHIGAN	W	62-54
F22	at E. Michigan	W	64-57
F25	at Ball State	W	74-42
M1	at Bowling Green	W	82-76
M4	at Kent State	W	76-64
M7	KENT STATE ●	W	77-71
M10	vs. Ohio ■	W	60-55



Miami's 1994-95 team tied for third in the conference and reached the MAC title game before falling in overtime to Toledo.

Year-by-Year Results

M11 vs. Toledo ■ W(OT)..... 79-65

- ♦ Seattle Times Classic
- MAC Quarterfinals
- MAC Semifinals/Finals, Toledo, OH

1995-96
(19-9, 13-5 MAC/3rd)
Coach: Lisa Bradley

N28	at Wright State.....	L (OT).....	75-79
D2	at Dayton.....	L.....	69-77
D5	XAVIER.....	W.....	89-69
D8	vs. Liberty ♦.....	W.....	78-40
D9	at Stetson♦.....	W.....	70-61
D16	at Louisville.....	L.....	47-60
D23	KENTUCKY.....	W.....	71-62
D30	CANISIUS.....	W.....	97-71
J3	at Kent State.....	L.....	64-84
J6	OHIO.....	L.....	51-54
J10	at Toledo.....	L.....	69-98
J13	AKRON.....	W.....	74-65
J17	at W. Michigan.....	L.....	66-87
J20	C. MICHIGAN.....	W.....	69-47
J24	at E. Michigan.....	W.....	77-71
J27	at Ball State.....	W.....	75-67
F1	at Bowling Green.....	W.....	88-76
F3	at Ohio.....	W (OT).....	79-76
F7	TOLEDO.....	L (OT).....	91-93
F10	at Akron.....	W.....	68-61
F14	W. MICHIGAN.....	W.....	66-63
F17	at C. Michigan.....	W.....	60-56
F21	E. MICHIGAN.....	W.....	63-53
F24	BALL STATE.....	W.....	62-55
F28	BOWLING GREEN.....	W.....	69-61
M2	KENT STATE.....	W.....	73-68
M5	W. MICHIGAN ●.....	W.....	76-69
M7	vs. Toledo ■.....	L.....	52-71

- ♦ Stetson Classic
- MAC Quarterfinals
- MAC Semifinals, Toledo, OH

1996-97
(19-10, 12-6 MAC/3rd)
Coach: Lisa Bradley

N25	DAYTON.....	W.....	57-51
N29	vs. Stephen F. Austin ♦.....	L.....	45-61
N30	vs. Houston ♦.....	W.....	76-59
D1	vs. Pittsburgh ♦.....	W.....	70-62
D7	WRIGHT STATE.....	W.....	66-41
D10	LOUISVILLE.....	W.....	65-59
D13	at Kentucky.....	L.....	63-71
D21	at Xavier.....	L.....	72-83
D30	at Canisius.....	W.....	63-56
J4	at Akron.....	W.....	73-69
J8	KENT STATE.....	W.....	71-62
J11	at E. Michigan.....	W.....	80-64
J13	C. MICHIGAN.....	W.....	50-37
J15	TOLEDO.....	L.....	48-59
J18	at Ohio.....	L.....	55-77
J22	BOWLING GREEN.....	W.....	63-59
J25	at W. Michigan.....	W.....	69-66
J29	BALL STATE.....	W.....	67-61
F1	at Kent State.....	L.....	58-63
F5	E. MICHIGAN.....	W.....	62-51
F8	at C. Michigan.....	W.....	71-57
F12	at Toledo.....	L.....	42-79
F15	OHIO.....	W.....	86-68
F19	at Bowling Green.....	L.....	67-75
F22	W. MICHIGAN.....	W.....	71-56
F26	at Ball State.....	L.....	64-79
M1	AKRON.....	W.....	83-64
M4	OHIO ●.....	W.....	54-52
M6	vs. Kent ■.....	L.....	80-90

- ♦ Hawaii Wahine Classic
- MAC Quarterfinals
- MAC Semifinals

1997-98
(12-15, 9-9 MAC/4th, East)
Coach: Lisa Bradley

N14	at Nebraska♦.....	L.....	54-88
N27	vs. North Carolina ●.....	L.....	67-89
N28	vs. Loyola Marymount.....	L.....	50-59
D2	at Cal St. Northridge.....	W.....	78-66
D6	WRIGHT STATE.....	W.....	56-50
D11	E. KENTUCKY.....	W.....	70-59
D13	at W. Kentucky.....	L.....	57-88
D20	KENTUCKY.....	L.....	64-71
D30	BOWLING GREEN.....	L.....	60-70
J3	C. MICHIGAN.....	W.....	87-72
J5	W. MICHIGAN.....	W.....	79-69
J8	at E. Michigan.....	W.....	68-57
J10	at Toledo.....	L.....	54-70
J14	at Akron.....	W.....	84-63
J17	KENT STATE.....	L.....	56-59
J21	MARSHALL.....	L.....	60-65
J24	at Ohio.....	L.....	69-84
J28	TOLEDO.....	L (OT).....	59-65
J31	E. MICHIGAN.....	W.....	64-50
F4	at Ball State.....	W.....	71-62
F7	at N. Illinois.....	W.....	77-58
F11	at Kent State.....	L.....	56-75
F14	AKRON.....	W.....	58-51
F18	OHIO.....	L (OT).....	73-77
F21	at Marshall.....	W.....	77-65
F25	at Bowling Green.....	L.....	59-69
F27	at Ohio ■.....	L.....	60-72

- ♦ Preseason NIT
- Loyla Marymount Tournament
- MAC Tournament
- Randy Roberts finished out the 1997-98 season as the interim head coach (10 games)

1998-99
(11-15, 7-9 MAC/5th, East)
Coach: Maria Fantanarosa

N 14	vs. Hampton ♦.....	W.....	81-80
N 15	at Pittsburgh ♦.....	L.....	56-75
N21	at E. Kentucky.....	L.....	69-83
N23	DAYTON.....	W.....	64-60
N27	vs. George Mason●.....	W.....	83-76
N28	at Colorado ●.....	L.....	68-82
D3	at Ball State.....	W.....	86-83
D5	at Wright State.....	W.....	63-62
D9	at Kentucky.....	L.....	56-76
D12	XAVIER.....	L.....	73-78
D19	at Butler.....	L.....	58-68
D30	N. ILLINOIS.....	W.....	76-63
J2	OHIO.....	W.....	80-63
J9	at C. Michigan.....	L.....	64-79
J12	W. MICHIGAN.....	L.....	62-81
J16	at E. Michigan.....	L.....	45-81
J20	at Marshall.....	W.....	75-58
J23	BOWLING GREEN.....	L.....	84-94
J27	TOLEDO.....	L.....	66-91
J30	at Kent State.....	L.....	74-83
F1	at Buffalo.....	L (OT).....	81-87
F6	AKRON.....	L.....	62-79
F13	at N. Illinois.....	L.....	48-64
F17	BALL STATE.....	W.....	70-57
F20	C. MICHIGAN.....	W.....	82-78
F23	at Ohio.....	W.....	81-57

- ♦ Pittsburgh Panther Invitational
- Colorado Coors Classic

1999-00
(16-12, 9-7 MAC/2nd, East)
Coach: Maria Fantanarosa

N22	KENTUCKY.....	L.....	39-77
N27	at Santa Clara ♦.....	L.....	49-83
N28	vs. Davidson ♦.....	W.....	63-47
D1	at Wright State.....	W.....	72-52
D3	vs. New Hampshire ●.....	W.....	67-57
D4	at Northwestern ●.....	W.....	75-62
D7	at Dayton.....	L.....	46-76
D11	BUTLER.....	W (OT).....	99-92
D20	CHARLESTON.....	W.....	96-45
D28	at Xavier.....	L.....	48-90
J2	BALL STATE.....	L.....	65-77
J4	at Akron.....	W.....	72-71
J3	at Toledo.....	L.....	66-73
J13	N. ILLINOIS.....	W.....	85-69
J15	at Marshall.....	W.....	66-55
J19	at C. Michigan.....	L.....	71-75
J22	BOWLING GREEN.....	W.....	100-69
J29	at Buffalo.....	W.....	59-49
F2	KENT STATE.....	W.....	74-72
F5	AKRON.....	W.....	63-61
F8	at Ohio.....	L.....	68-87
F14	W. MICHIGAN.....	L.....	69-85
F17	at Kent State.....	L.....	50-90
F19	at Bowling Green.....	L.....	79-82
F 22	MARSHALL.....	W.....	85-78
F 25	OHIO.....	W.....	69-63
F28	MARSHALL ■.....	W.....	78-68
M2	vs. E. Michigan■.....	L.....	55-81

- ♦ Santa Clara Diet Coke Shootout
- Northwestern Invitational
- MAC Tournament

2000-01
(18-11, 10-6 MAC/T-2nd, East)
Coach: Maria Fantanarosa

N18	vs. Baylor ♦.....	L.....	62-75
N19	at Boston U ♦.....	W (OT).....	102-97
N21	at Kentucky.....	L.....	71-77
N 25	vs. Austin Peay●.....	W.....	88-68
N 26	at Vanderbilt ●.....	L.....	61-79
D2	WRIGHT STATE.....	W.....	70-63
D6	at Detroit.....	L.....	76-99
D17	ST. FRANCIS (Pa.).....	W.....	89-76
D21	at Butler.....	W.....	83-68
D31	VALPARAISO.....	W (OT).....	71-69
J3	BUFFALO.....	L.....	56-68
J6	TOLEDO.....	L.....	64-70
J10	at Akron.....	W.....	64-52
J13	C. MICHIGAN.....	W.....	85-57
J17	at Kent State.....	L.....	69-71
J20	at Northern Illinois.....	L.....	50-63
J27	OHIO.....	W.....	56-53
J30	KENT STATE.....	W.....	88-57
F3	at Ball State.....	L.....	83-95
F7	at Marshall.....	W.....	65-64
F12	BOWLING GREEN.....	W.....	88-61
F14	at Ohio.....	W.....	82-59
F17	at Western Michigan.....	L.....	74-80
F21	MARSHALL.....	W.....	85-73
F24	AKRON.....	W.....	94-32
F28	at Bowling Green.....	W.....	72-59
M3	MARSHALL■.....	W.....	87-58
M6	vs. Ball State ○.....	W (OT).....	91-88
M9	vs. Kent State ○.....	L.....	70-86

- ♦ at Boston University Invitational
- at First Tennessee Classic
- MAC First Round, Oxford, Ohio
- MAC Tournament, Cleveland, Ohio

Year-by-Year Results

2001-02 (19-11, 11-5 MAC/2nd, East) Coach: Maria Fantanarosa


N16	at Portland	L	61-74
N18	at Oregon	L	65-83
N20	at Wright State	W	98-73
N28	at Valparaiso	W (OT)	77-74
D2	BUTLER	W	86-68
D5	KENTUCKY	W	73-64
D8	at Clemson	L	55-72
D15	DETROIT	W	68-59
D18	W. KENTUCKY	L	68-73
D21	at St. Francis (Pa.)	W	93-90
D28	at Louisville	L	71-92
J3	BUFFALO	W	66-60
J5	W. MICHIGAN	W	71-58
J9	at Akron	W	103-67
J12	at Ohio	W	89-73
J15	KENT STATE	W	72-67
J19	N. ILLINOIS	L	61-74
J23	at E. Michigan	L	67-71
J26	at Kent State	L	56-62
J30	BALL STATE	L	59-70
F2	at Marshall	W	79-49
F5	at Toledo	L	44-57
F9	BOWLING GREEN	W	72-61
F16	at C. Michigan	W	64-57
F19	MARSHALL	W	67-45
F23	OHIO	W	83-71
F26	at Buffalo	W	80-65
M2	AKRON	W	80-60
M6	vs. W. Michigan	W	77-70
M8	vs. Kent State	L	50-74

- MAC First Round, Oxford, Ohio
- MAC Tournament, Cleveland, Ohio

2002-03 (17-12, 11-5 MAC/1st, East) Coach: Maria Fantanarosa

N 23	vs. Valparaiso ♦	W	93-69
N 24	at Michigan State ♦	W	86-84
N 29	vs. Arkansas State ●	W	72-67
N 30	at Georgia Tech ●	L	62-78
D 7	WRIGHT STATE	W	110-69
D 15	at Saint Louis	L	55-58
D 18	ST. FRANCIS (Pa.)	L	67-74
D 21	at Kentucky	L (OT)	102-108
D 28	at Butler	W	72-61
D30	CLEMSON	L	50-55
J3	at TCU	L	58-83
J7	AKRON	W	84-56
J 11	at W. Michigan	L	60-75
J 14	at Ohio	W (OT)	80-78
J18	TOLEDO	L	72-77
J 20	at Marshall	W	72-53
J 25	at Buffalo	W	50-45
J 28	E. MICHIGAN	W (OT)	83-79
F 3	at Ball State	L (OT)	94-97
F 8	KENT STATE	L	60-61
F 13	at N. Illinois	W	70-64
F 15	at Bowling Green	W	75-65
F 19	C. MICHIGAN	W	73-70
F 23	at Kent State	W (OT)	78-71
F 26	OHIO	W	84-51
M 1	BUFFALO	L	64-69
M 4	MARSHALL	W (OT)	89-81
M 12	vs. E. Michigan	W	80-66
M 14	vs. Ball State	L	84-93

- ♦ at Spartan Chevrolet Classic
- at Atlanta Marriott NW Classic
- MAC Tournament, Cleveland, Ohio



Miami's 2003-04 team won the MAC Regular-Season Championship and advanced in the WNIT.

2003-04 (22-9, 14-2 MAC/1st, East) Coach: Maria Fantanarosa • MAC CHAMPIONS •

N 15	at Michigan ♦	L	68-79
N 21	at Virginia Tech	L	60-77
N 24	SAINT LOUIS	W	92-72
D 6	at California ●	L	72-81
D 7	vs. Wichita State ●	W (OT)	82-78
D 11	at Indiana State	W	92-80
D 13	BUTLER	W	65-60
D 20	KENTUCKY	L	58-64
D 28	PORTLAND	W	84-63
D 30	VALPARAISO	W	83-71
J 2	at Missouri	L	68-92
J 7	at Buffalo	W	94-64
J 10	at Akron	W	88-57
J 14	at Kent State	L (OT)	77-82
J 21	N. ILLINOIS	W	75-67
J 24	at E. Michigan	W	71-63
J 27	at Marshall	W	78-70
J 31	OHIO	W	82-70
F 3	BOWLING GREEN	W	92-81
F 8	at Toledo	W	67-65
F 11	MARSHALL	W	73-56
F 15	W. MICHIGAN	W	68-65
F 18	at Ohio	W	82-74
F 21	at C. Michigan	W (OT)	81-77
F 25	BALL STATE	W	75-65
F 28	BUFFALO	W	98-71
M 2	KENT STATE	L	73-79
M 10	vs. Ball State	W	85-71
M 12	vs. Bowling Green	W	74-75
M 17	at Xavier □	W	77-65
M 19	at Iowa State □	L	67-71

- ♦ Preseason WNIT (at campus sites)
- at Oakland Tribune Classic; Berkeley, Calif.
- MAC Tournament, Cleveland, Ohio
- Postseason WNIT (at campus sites)

2004-05 (15-14, 8-8 MAC/3rd, East) Coach: Maria Fantanarosa

N19	INDIANA STATE	W	62-59
N23	CHICAGO STATE	W	80-53

N26	vs. Appalachian State ●	W	80-62
N27	at Florida State ●	L	56-82
D1	at Wright State	W	66-62
D4	VANDERBILT	L	50-93
D8	at Butler	W	73-62
D11	at Valparaiso	W	54-53
D18	at Seton Hall	L	58-64 (OT)
D20	at Manhattan	L	61-69
D31	MISSOURI	L	57-58
J5	at Marshall	W	68-65
J8	OHIO	W	75-71
J12	at Buffalo	L	61-80
J19	at Bowling Green	L	59-68
J22	TOLEDO	L	65-68
J26	at Akron	L	47-49
J30	at Ball State	L	60-75
F2	C. MICHIGAN	W	56-50
F5	MARSHALL	L	63-76
F9	AKRON	W	70-56
F12	at N. Illinois	W	71-68
F16	E. MICHIGAN	W	73-55
F19	at W. Michigan	W	83-77
F23	BUFFALO	W	68-50
F26	KENT STATE	L	56-60
M1	at Ohio	L	63-65
M5	W. MICHIGAN	W	74-71
M9	vs. Bowling Green	L	68-84

- at Florida State Seminole Classic
- MAC First Round, Oxford, Ohio
- MAC Tournament, Cleveland, Ohio

2005-06 (8-20, 3-13 MAC/5th, East) Coach: Maria Fantanarosa

N20	at Michigan	L	58-75
N25	vs. New Orleans ♦	W	90-63
N26	at Saint Louis ♦	W	62-55
N30	WRIGHT STATE	L	60-70
D2	at Northwestern ●	L	73-79
D3	vs. Wake Forest ●	L	61-67
D7	BUTLER	W	88-72
D10	at Vanderbilt	L	50-82
D18	SETON HALL	W	55-46
D21	at Chicago State	W	63-61
J2	at Tulane	L	72-88
J7	BUFFALO	L	75-78
J11	at Ohio	L	43-56

Year-by-Year Results

J14	at Akron	W	65-54
J17	KENT STATE	L (OT)	78-83
J21	at Bowling Green	L	58-80
J25	BALL STATE	W	66-65
J28	at Toledo	L	58-77
F1	at C. Michigan	L	67-80
F4	N. ILLINOIS	L	49-51
F8	W. MICHIGAN	L	60-70
F11	at E. Michigan	L	55-78
F14	at Buffalo	L	61-62
F18	OHIO	W	60-56
F21	AKRON	L	51-56
F25	at Kent State	L	48-63
F28	BOWLING GREEN	L	59-71
M4	at N. Illinois O	L	65-73

- ◆ Saint Louis Billiken Classic
- Northwestern Roger and Mildred White Invitational
- MAC Tournament, DeKalb, Ill.



Miami's 2007-08 team won the MAC Tournament and made the program's first NCAA appearance.

2006-07 (12-18, 6-10 MAC/4th, East) Coach: Maria Fantanarosa

N10	at Cleveland State	W	86-84
N12	at Robert Morris	L	89-90
N17	NORTHWESTERN	L	51-80
N21	at Wright State	W	90-63
N25	vs. N. Iowa ●	L(OT)	66-73
N26	vs. Saint Louis ●	W	85-83
N30	YOUNGSTOWN STATE	W	69-51
D3	TULANE	L	67-82
D6	MICHIGAN	W	84-74
D9	at Illinois State	L	73-89
D17	at Temple	L	70-88
D20	at La Salle	L	60-64
D30	at IUPUI	W	87-79
J2	at Buffalo	W	72-59
J6	OHIO	W	83-74
J10	AKRON	W	79-73
J13	at Kent State	L	76-83
J16	BOWLING GREEN	L	56-64
J20	at Ball State	L	62-90
J24	TOLEDO	W	87-77
J27	C. MICHIGAN	W	79-70
F3	at N. Illinois	L	70-82
F7	E. MICHIGAN	L	56-74
F10	at W. Michigan	L	68-90
F14	BUFFALO	W	71-68
F18	at Ohio	L	74-87
F21	at Akron	L	75-77
F24	KENT STATE	L	76-86
F28	at Bowling Green	L	62-92
M4	vs. W. Michigan ○	L	58-74

- Washington Husky Classic, Seattle, WA
- MAC Tournament, Cleveland, Ohio

2007-08 (23-11, 12-4 MAC/1st, East) NCAA First Round Coach: Maria Fantanarosa

N9	at Notre Dame ●	L	50-98
N16	RADFORD □	W	74-67
N17	IUPUI □	W	73-59
N21	WRIGHT STATE	W	63-54
N24	at IPFW	L (OT)	74-79
N28	at Murray State	L	72-81
D1	CLEVELAND STATE	W	89-71
D5	ROBERT MORRIS	W	82-74
D8	at Youngstown State	W	64-45
D16	ILLINOIS STATE	L	69-82
D19	IUPUI	W	77-56
D29	at Texas-San Antonio ◆	L (2OT)	89-90

D30	vs. Chattanooga ◆	L	63-88
J2	TEMPLE	W	70-53
J9	BUFFALO	L	57-62
J12	at Kent State	W	64-59
J16	AKRON	W	63-49
J19	at Ohio	L	55-74
J22	at Bowling Green	W	63-60
J26	N. ILLINOIS	L	74-77
J29	at E. Michigan	W	81-70
F2	at C. Michigan	W	76-74
F9	W. MICHIGAN	W	73-61
F13	BALL STATE	W	69-58
F16	at Toledo	W	76-60
F20	at Buffalo	W	84-55
F23	BOWLING GREEN	L	66-81
F27	KENT STATE	W	76-59
M1	at Akron	W	89-79
M5	OHIO	W (OT)	82-72
M11	vs. W. Michigan ○	W	65-60
M14	vs. Toledo ○	W	70-66
M15	vs. Ohio ○	W	67-56
M23	vs. Louisville ■	L	67-81

- Preseason WNIT, South Bend, Ind.
- Preseason WNIT, Oxford, Ohio
- ◆ Wells Fargo/UTSA Classic, San Antonio, Texas
- MAC Tournament, Cleveland, Ohio
- NCAA First Round, Bridgeport, Conn.

2008-09 (16-15 7-9 MAC/4th, East) Coach: Maria Fantanarosa

N14	at E. Illinois	L	74-82
N22	IPFW	W	73-57
N25	LA SALLE	W	63-50
N29	at Wake Forest	L	59-81
D2	at Wright State	W	77-60
D5	vs. Texas-Pan American ●	W	66-44
D6	at Air Force ●	W	66-56
D10	at Dayton	W (OT)	69-66
D13	BUTLER	L (2OT)	81-86
D21	MURRAY STATE	W	73-69
D29	vs. Towson □	W	69-68
D30	at Florida □	L	56-75
J3	KENTUCKY	L	55-80
J7	at Akron	W	83-63
J10	KENT STATE	W	71-60
J14	at Bowling Green	L	79-87
J17	at Buffalo	W	68-67
J21	OHIO	L	53-66
J24	TOLEDO	L	64-66
J31	at Ball State	L	66-81
F4	at W. Michigan	W	69-63

F7	C. MICHIGAN	W	83-78
F11	at N. Illinois	L	66-80
F14	E. MICHIGAN	L	45-56
F22	at Kent State	L	62-79
F25	AKRON	L	56-68
F28	at Ohio	L	48-60
M4	BOWLING GREEN	W	45-40
M7	BUFFALO	W	67-57
M11	vs. E. Michigan ○	W	75-69
M13	vs. Ball State ○	L	51-76

- Air Force Tournament, Colorado Springs, Colo.
- State Farm Classic, Gainesville, Fla.
- MAC Tournament, Cleveland, Ohio

2009-10 (9-22, 6-10 MAC/4th, East) Coach: Maria Fantanarosa

N14	vs. Bucknell ●	W	75-54
N15	vs. Arizona ●	L	67-91
N21	WAKE FOREST	L	62-78
N27	vs. Marshall □	L	76-83
N28	vs. Appalachian State □	L (OT)	76-79
D1	at Kentucky	L	53-107
D5	at Butler	L	60-68
D9	WRIGHT STATE	L	68-75
D12	DAYTON	L	75-84
D20	at Cal State Northridge	L	50-68
D22	at Cal State Bakersfield	L	56-76
D30	E. ILLINOIS	W	85-78
J3	MIAMI (FLA)	L	61-75
J6	at Buffalo	W	62-55
J9	KENT STATE	L	39-50
J13	OHIO	W	66-58
J16	AKRON	L	40-55
J19	at Bowling Green	L	65-85
J23	at Toledo	L	63-70
J27	N. ILLINOIS	W	96-51
J30	at C. Michigan	L	86-96
F3	BALL STATE	W	69-54
F6	W. MICHIGAN	L	69-75
F10	at E. Michigan	W	79-63
F13	at Kent State	L	75-84
F20	BUFFALO	W	67-52
F23	at Ohio	L	56-69
F27	at Akron	L	65-72
M2	BOWLING GREEN	L	58-73
M6	N. ILLINOIS ■	W	67-66
M10	vs. Bowling Green ○	L	58-91

- Iona Tip-Off Tournament, New Rochelle, N.Y.
- PittsThanksgiving Tournament, Pittsburgh, Pa.
- MAC First Round, Oxford, Ohio
- MAC Tournament, Cleveland, Ohio

Year-by-Year Results

2010-2011 (11-19, 3-13 MAC/5th, East Coach: Maria Fantanarosa

N14	KENTUCKY	L	71-84
N17	at E. Kentucky	W	76-59
N20	at Miami	L	64-96
N24	DUQUESNE	L	65-91
N27	STETSON	W	77-60
D1	at Wright State	W	62-57
D6	MARSHALL	W	89-63
D9	at INDIANA	W	67-61
D11	CAL STATE BAKERSFIELD	W	101-92
D19	at Northeastern	W	77-61
D21	at Massachusetts	L	69-68
D30	at Chicago State	L	84-94
J2	at Cincinnati	W	65-56
J5	at Kent State	L	62-76
J8	at Bowling Green	L	52-90
J12	BUFFALO	W	94-89
J15	at Akron	W	68-83
J18	OHIO	L	56-69
J23	at N. Illinois	L	64-71
J26	at Ball State	L	46-66
J29	E. MICHIGAN	L	62-72
F2	C. MICHIGAN	L	84-100
F5	TOLEDO	L	65-76
F12	at W. Michigan	L	64-83
F17	KENT STATE	L	64-72
F19	BOWLING GREEN	L	61-73
F23	at Buffalo	L	74-77
F26	AKRON	W	77-64
M2	at Ohio	L	47-76
M5	at E. Michigan ■	L	74-82

■ MAC First Round, Ypsilanti, Mich.

2011-2012 (21-10, 11-5 MAC/2nd, East Coach: Maria Fantanarosa

N11	at Temple	L	36-70
N16	at Marshall	W	56-49
N19	MASSACHUSETTS	W	81-56
N22	INDIANA	W	77-72
N25	at Stetson	L	62-71
D2	IONA	W	92-77
D6	at Duquesne	L	63-64
D10	E. KENTUCKY	W	60-55
D13	WRIGHT STATE	W	70-63
D17	CINCINNATI	W	74-69
D19	NORTHEASTERN	W	75-55
D28	CHICAGO STATE	W	74-60
J2	at Robert Morris	W	61-50
J4	at Akron	W (OT)	95-85
J7	BUFFALO	W	72-51
J11	KENT STATE	W	73-55
J15	at Ohio	W	67-47
J19	BOWLING GREEN	L	58-61
J22	W. MICHIGAN	W	82-67
J25	at Toledo	L	66-79
J28	BALL STATE	W	72-61
F1	at C. Michigan	W	79-57
F4	at E. Michigan	L	66-77
F11	N. ILLINOIS	L	58-70
F15	at Kent State	W (OT)	69-65
F18	at Buffalo	W	66-50
F22	AKRON	W	84-76
F25	at Bowling Green	L	55-64
F28	OHIO	W	51-49
M8	vs. C. Michigan ○	L	64-78
M15	at Richmond □	L	54-76

○ MAC Tournament, Cleveland, Ohio
□ Postseason WNIT (at campus sites)

2012-2013 (19-13, 10-6 MAC/3rd, East Coach: Maria Fantanarosa

N9	at E. Kentucky	L	63-73
N12	N. KENTUCKY	W	63-52
N15	ROBERT MORRIS	W	70-56
N23	COLL OF CHARLESTON	W	55-42
N25	YOUNGSTOWN STATE	L	56-76
N28	at Kentucky	L	53-92
D1	MASSACHUSETTS	W	50-40
D4	WRIGHT STATE	W	72-54
D8	at Cleveland State	L	75-87
D16	at Chicago State	W	71-37
D21	vs. Creighton †	L	57-66
D22	vs. Nevada †	W	62-49
J5	at Duquesne	W	54-49
J10	at Ball State	L	59-62
J13	at W. Michigan	W	73-47
J17	OHIO	W	78-56
J20	E. MICHIGAN	W	70-48
J24	at Bowling Green	W	57-54
J27	at Kent State	W	76-48
J31	BUFFALO	L	70-78
F3	at N. Illinois	W	65-51
F6	TOLEDO	L	49-80
F9	AKRON	L	77-84
F16	C. MICHIGAN	L	60-72
F20	at Buffalo	W	69-56
F23	BOWLING GREEN	W	76-61
F28	KENT STATE	W	73-39
M3	at Akron	L	65-71
M6	at Ohio	W	66-61
M9	OHIO ■	W	83-61
M14	vs. Buffalo ○	L	70-82
M21	at Illinois □	L	60-73

† Caribbean Classic

■ MAC First Round, Oxford, Ohio
○ MAC Tournament, Cleveland, Ohio
□ Postseason WNIT (at campus sites)

2013-2014 (8-22, 4-14 MAC/T4th, East Coach: Cleve Wright

N8	E. KENTUCKY	L	55-59
N12	at Wright State	L	63-90
N16	CHICAGO STATE	W	55-39
N23	at UIC	L	66-76
N26	DUQUESNE	L	58-78
D1	FLORIDA STATE	L	62-71
D4	at Youngstown State	W	70-67
D7	at N. Kentucky	W	76-66
D17	at Long Beach State	L	61-76
D19	at San Diego State	L	64-75
D29	CLEVELAND STATE	W	91-80
J4	W. MICHIGAN	L	78-88
J9	at Ohio	L	79-97
J12	at Toledo	L	52-68
J15	AKRON	W	79-76
J18	N. ILLINOIS	L	66-69
J22	at W. Michigan	L (OT)	75-86
J25	KENT STATE	W	72-62
J30	at Buffalo	L	56-58
F2	at E. Michigan	W	71-65
F6	TOLEDO	L	65-73
F9	at Bowling Green	L	45-91
F15	at C. Michigan	L	47-88
F20	BALL STATE	L	70-80
F23	at Kent State	L	51-67
F26	at Akron	L	63-88
M1	BUFFALO	L	61-74
M5	BOWLING GREEN	L	56-73
M8	OHIO	W	68-63
M10	at W. Michigan ■	L	72-82

■ MAC First Round, Kalamazoo, Mich.

2014-2015 (7-23, 4-14 MAC/4th, East Coach: Cleve Wright

N18	CINCINNATI CHRISTIAN	W	75-53
N22	UIC	L	69-72
N28	at Oakland	L	51-65
N30	at Michigan State	L	39-85
D3	VALPARAISO	W	82-59
D6	at Evansville	L	41-51
D15	UT MARTIN	L	57-90
D20	vs. Old Dominion †	L	63-69
D21	vs. Mississippi State †	L	42-68
D28	vs. Drexel □	L	54-71
D29	vs. Davidson □	W	59-58
J3	at Toledo	L	53-63
J7	at Ball State	L	41-72
J10	BUFFALO	L	51-71
J14	CENTRAL MICHIGAN	L	54-60
J17	AKRON	L	47-65
J21	at Eastern Michigan	L	38-56
J24	at Bowling Green	L	53-66
J28	BALL STATE	L	55-72
J31	WESTERN MICHIGAN	L	53-61
F4	at Northern Illinois	L	49-60
F11	at Kent State	W	69-53
F14	OHIO	L	45-67
F17	EASTERN MICHIGAN	L	51-54
F21	at Buffalo	W	78-68
F25	BOWLING GREEN	W	59-51
F28	KENT STATE	W	66-59
M4	at Akron	L	55-67
M7	at Ohio	L	60-75
M9	at Toledo ■	L	47-62

† Holiday Hoops Classic, Las Vegas, Nev.

□ Cavalier Classic, Charlottesville, Va.

■ MAC First Round, Toledo, Ohio

Series Histories

Team	First Game	G	W	L	Pct.
Air Force	2008-09	1	1	0	1.000
Akron	1981-82	46	33	13	.717
Appalachian State	2004-05	2	1	1	.500
Arizona	2009-10	1	0	1	.000
Arkansas State	2002-03	1	1	0	1.000
Ashland	1975-76	5	2	3	.600
Austin Peay	1981-82	2	2	0	1.000
Ball State	1998-99	62	39	23	.629
Baylor	2000-01	1	0	1	.000
Belmont	1978-79	1	1	0	1.000
Bethune-Cookman	2015-16	First Meeting			
Boston U.	2000-01	1	1	0	1.000
Boston College	1982-83	3	3	0	1.000
Bowling Green	1974-75	75	28	47	.373
Bradley	1987-88	3	1	2	.333
Bucknell	2009-10	1	1	0	1.000
Buffalo	1998-99	32	19	13	.594
Butler	1988-89	13	10	3	.769
Cal State Bakersfield	2009-10	2	1	1	.500
Cal State Northridge	1997-98	2	1	1	.500
California	2003-04	1	0	1	.000
California (PA)	1981-82	1	1	0	1.000
Canisius	1995-96	2	2	0	1.000
Cedarville	1974-75	4	3	1	.750
Central Michigan	1979-80	57	31	26	.544
Central State	1974-75	1	1	0	1.000
Chicago State	2004-05	6	5	1	.833
Cincinnati	1974-75	30	15	15	.500
Cincinnati Christian	2014-15	1	1	0	1.000
Charleston	1979-80	3	3	0	1.000
Chattanooga	1977-78	3	1	2	.333
Cleveland State	1975-76	9	8	1	.889
Clemson	2001-02	2	0	2	.000
Colorado	1998-99	1	0	1	.000
Creighton	2012-13	1	0	1	.000
Davidson	1999-00	2	2	0	1.000
Dayton	1974-75	29	13	16	.448
Defiance	1974-75	4	3	1	.750
Detroit	1980-81	5	3	2	.600
Drexel	2014-15	1	0	1	.000
Duke	1993-94	1	0	1	.000
Duquesne	2010-11	4	1	3	.250
East Carolina	1981-82	1	0	1	.000
Eastern Illinois	1984-85	5	1	4	.200
Eastern Kentucky	1974-75	12	4	8	.333
Eastern Michigan	1979-80	54	37	17	.685
Evansville	2014-15	1	0	1	.000
Florida	2008-09	1	0	1	.000
Florida A&M	1986-87	1	1	0	1.000
Florida Atlantic	2015-16	First Meeting			
Florida International	1986-87	1	0	1	.000
Florida State	1981-82	2	0	3	.000
George Mason	1987-88	2	2	0	1.000
Georgia	1979-80	2	1	1	.500
Georgia Tech	2002-03	1	0	1	.000
Hampton	1998-99	1	1	0	1.000
Houston	1985-86	2	1	1	.500
Howard	1987-88	1	0	1	.000
Illinois	1979-80	5	2	3	.400
Illinois-Chicago	1984-85	3	1	2	.333
Illinois State	1976-77	3	0	3	.000
Indiana	1978-79	9	4	5	.444
Indiana State	1975-76	6	3	3	.500
Iona	2011-12	1	1	0	1.000
Iowa	1988-89	1	0	1	.000
Iowa State	2003-04	1	0	1	.000
IPFW	2007-08	2	1	1	.500
IUPUI	2006-07	3	3	0	1.000
Jackson	1980-81	1	0	1	.000
Kansas	1983-84	1	0	1	.000
Kansas State	1990-91	1	1	0	1.000
Kent State	1976-77	83	42	41	.506
Kentucky	1982-83	18	2	16	.111
La Salle	1986-87	3	1	2	.333
Liberty	1995-96	1	1	0	1.000
Louisville	1976-77	11	4	7	.364
Long Beach State	2013-14	1	0	1	.000
LIU-Brooklyn	2015-16	First Meeting			
Loyola (Ill.)	1984-85	1	0	1	.000
Loyola Marymount	1997-98	1	0	1	.000
Manhattan	1986-87	2	1	1	.500
Marquette	1989-90	1	0	1	.000
Marshall	1978-1979	21	18	3	.857
Massachusetts	2010-11	3	2	1	.667

Team	First Game	G	W	L	Pct
Miami (Fla.)	2009-2010	2	0	2	.000
Michigan	1979-80	5	3	2	.600
Michigan State	1974-75	6	4	2	.667
Middle Tennessee State	1979-80	2	0	2	.000
Minnesota	1983-84	1	0	1	.000
Mississippi State	1979-80	2	0	2	.000
Missouri	2003-04	2	0	2	.000
Morehead State	1980-81	3	2	1	.667
Morris Harvey	1978-79	1	0	1	.000
Mount Mercy	1980-81	1	1	0	1.000
Mount St. Joseph	1974-75	6	5	1	.833
Murray State	1987-88	3	1	2	.333
Nebraska	1997-98	1	0	1	.000
Nevada	2012-13	1	1	0	1.000
New Hampshire	1999-00	1	1	0	1.000
New Orleans	2005-06	1	1	0	1.000
North Carolina	1997-98	1	0	1	.000
Northeastern	2010-11	2	2	0	1.000
Northern Illinois	1981-82	32	17	15	.531
Northern Iowa	2006-07	1	0	1	.000
Northern Kentucky	1974-75	12	6	6	.600
Northwestern	1980-81	6	2	4	.333
Notre Dame	1980-81	6	4	2	.667
Oakland	2014-15	1	0	1	.000
Ohio	1974-75	81	53	28	.654
Ohio State	1974-75	10	3	7	.300
Old Dominion	2014-15	1	0	1	.000
Oregon	2001-02	1	0	1	.000
Pennsylvania	1988-89	2	2	0	1.000
Pittsburgh	1996-97	2	1	1	.500
Portland	2001-02	2	1	1	.500
Providence	1986-87	1	0	1	.000
Purdue	1977-78	7	2	5	.286
Radford	2007-08	1	1	0	1.000
Rhode Island	1986-87	1	1	0	1.000
Richmond	2011-12	1	0	1	.000
Robert Morris	2006-07	4	3	1	.750
Saint Louis	2002-03	4	3	1	.750
St. Bonaventure	1992-93	1	0	1	.000
Saint Francis (Pa.)	2000-01	3	2	1	.667
St. John's (NY)	1985-86	1	1	0	1.000
San Diego State	2013-14	1	0	1	.000
San Jose State	1989-90	1	1	0	1.000
Santa Clara	1999-00	1	0	1	.000
Seton Hall	2004-05	2	1	1	.500
Slippery Rock	1975-76	1	0	1	.000
South Florida	1988-89	1	1	0	1.000
Stephen F. Austin	1996-97	1	0	1	.000
Stetson	1987-88	3	3	1	.750
Syracuse	1987-88	1	0	1	.000
Temple	2006-07	3	1	2	.333
Tennessee	1977-88	1	0	1	.000
Tennessee Martin	2014-15	1	0	1	.000
Tennessee Tech	1980-81	1	0	1	.000
TCU	2002-03	1	0	1	.000
Texas-Pan American	2008-09	1	1	0	1.000
Texas-San Antonio	2007-08	1	0	1	.000
Toledo	1974-75	61	25	36	.410
Towson	2008-09	1	1	0	1.000
Tulane	2005-06	2	0	2	.000
Valparaiso	1992-93	7	7	0	1.000
Vanderbilt	1990-91	5	0	5	.000
Villanova	1981-82	1	0	1	.000
Vincennes	1975-76	1	1	0	1.000
Virginia Tech	2003-04	1	0	1	.000
Wake Forest	2005-06	3	0	3	.000
Washington	1994-95	1	0	1	.000
Western Illinois	1981-82	1	1	0	1.000
Western Kentucky	1990-91	3	0	3	.000
Western Michigan	1980-81	60	33	27	.550
Wichita State	1989-90	2	2	0	1.000
Wilmington	1974-75	1	1	0	1.000
Wisconsin	1981-82	2	1	1	.500
Wisconsin-Green Bay	1990-91	1	1	0	1.000
Wisconsin-Milwaukee	1992-93	2	1	1	.500
Wooster	1975-76	1	1	0	1.000
Wright State	1975-76	27	22	5	.815
Xavier	1983-84	17	10	7	.588
Youngstown State	1977-78	9	6	3	.667
TOTALS		1150	618	532	.537

Bold = 2015-16 Opponent

Honored Players

Mary Ann Myers (1978-82)




Former Miami basketball great Mary Ann Myers ('82) was the first female athlete in school history to have her jersey retired. After

finishing her career as Miami's all-time leading scorer with 1,600 points, the Miami Athletic Advisory Board voted to retire Myers' No. 20 in the spring of 1982.

The native of Swannanoa, N.C., still ranks among Miami's all-time top five in points (5th-1,600), field goals (4th-594), free throws (4th-412), steals (1st-409) and 20-point games (5th-18). Her records for career (409) and single-season steals (124) stand as two of the most imposing records in the Miami annals.

During the 1981-82 campaign, Myers set herself apart with a remarkable season in which she tallied a then Miami season record of 524 points while nabbing 97 steals. Myers' efforts led the Red and White to the first Mid-American Conference Championship and an appearance in the Association of Intercollegiate Athletics for Women (AIAW) Tournament Quarterfinals

A two-time First-Team All-MAC selection, the 5-foot-4 point guard was named to the AIAW Kodak All-Region 5 team, as well as the Midwest Regional All-Tournament team. She was named Miami's Female Athlete of the Year in 1982 and was inducted into Miami's Athletic Hall of Fame in 1989.



Kris Livingston (1979-83)




Kris Livingston, a four-year letterwinner in women's basketball from 1979-83, was only the second women's

basketball athlete to be inducted into Miami's Athletic Hall of Fame. Livingston was inducted on August 30, 1997.

Livingston still ranks among Miami's career leaders in three different career categories. She currently ranks 14th at Miami in career scoring (1,226), 10th in career field goal percentage (.489) and ninth in career steals (212).

Livingston, a Millbury, Ohio, native, was a First-Team All-MAC selection as a junior and earned academic all-conference recognition as a senior.

Miami posted an 81-41 record during her four years, including a 45-15 mark and two MAC championships her last two seasons. During the 1981-82 season, Livingston was a key part of a team that advanced to the AIAW National Quarterfinals—one of only four Miami teams to advance to a national postseason tournament.



Julie Howell (1988-92)




Julie Howell was an imposing figure in the Miami post from 1988-92, scoring 1,227 points and snaring

more than 600 rebounds while becoming one of just nine Miami players to merit First-Team All-MAC status during her career.

A First-Team All-MAC honoree in 1992 and second-team all-league honoree in 1991, Howell was part of Miami's 1989-90 MAC Championship team. A South Lyon, Mich., native, Howell still ranks statistically among the top interior players in program history, ranking ninth in career rebounds (600) and tied for 11th in career blocks (66).

A dangerous shooter from both the floor and the free throw line, Howell's .510 career field goal percentage ranks fifth all-time at Miami, while her .835 free throw percentage ranks third all-time. Howell also ranks 13th all-time in scoring (1,227).

She was inducted into Miami's Athletic Hall of Fame in 2004.



Monica Niemann (1991-95)



Miami basketball great Monica Niemann helped put excitement into Miami basketball in the 1990's.

A four-year starter at forward from 1991-95, Niemann finished her career as Miami's all-time leading scorer and rebounder. Niemann's 1,608 points currently rank fourth all-time in the Miami annals, while her 923 rebounds ranks second.

Niemann, a Cincinnati native, also ranks among Miami's career leaders for field goals (6th/577); field goals attempted (7th/1,219); free throws made (3rd/450); free throws attempted (2nd/609); and steals (4th/284).

During Niemann's tenure, Miami advanced to four MAC tournaments. Niemann, a First-Team All-MAC honoree in 1995, was named to three All-Mid-American Conference Tournament teams along the way.

Niemann received the Leann Grimes Davidge Memorial Award for excellence in 1994-95. She is a member of Miami's 2005 Hall of Fame class.



Honored Players

Gaby Downey (1986-90)



Gaby Downey ('90) is one of just 21 players in women's basketball history to surpass 1,000 career points and ranks 16th on the all-time list, amassing 1,192 points during her Miami career.

A four-year letterwinner for the Red and White (1986, 1988-90), Downey also is one of just seven players in program history to compile more than 1,000 points and 500 rebounds in a career. Downey was a Second-Team All-MAC selection in 1990 and was tabbed Miami's Female Scholar-Athlete of the Year that same year. She also earned Academic All-MAC honors in 1990.

Downey is currently ranked eighth in career blocked shots (87) and eighth in career field goal attempts (1,209).

In her final season with the Red and White, Downey helped spearhead Miami to a MAC regular-season title behind an impressive 15-1 league mark and a 23-5 overall record, which was just the fourth 20-win season in program history at the time.



Heather Cusick (1999-2003)




One of the most successful and durable players in Miami women's basketball history, Heather Cusick finished her RedHawk career as the only player in program history to earn All-MAC recognition in each of her four seasons.

Over four seasons, Cusick appeared in 116 contests—never missing a game—and made 113 consecutive starts.

She was twice named honorable mention All-MAC and twice honored as a first-team all-league selection. During a remarkable junior season in which she tied Miami's single-season scoring record while averaging a program-record 17.5 points per game, Cusick was honored as the 2002 MAC Player of the Year—only the second Miami player to earn such an honor. As a senior Cusick, who led the Red and White to its first MAC East Division title, finished second in voting for the MAC's Player of the Year and earned Kodak/WBCA All-Region accolades.

In the history of the MAC no player has been able to match the versatility of Cusick, who is the only player in league history to amass 1,700 points, 500 assists, 400 rebounds, 300 steals and 200 3-point field goals.

Cusick's jersey was retired in 2003, making her the second Miami women's basketball player to earn the honor. She was inducted into Miami's Hall of Fame in 2013.



Colleen Day (2000-2004)



Day was a First-Team All-MAC selection and Second-Team CoSIDA Academic All-American for the RedHawk women's basketball program.

A three-time captain for the Red and White from 2001-04, Day was a dominant

force in the post and equally potent threat from the perimeter. She spearheaded the team to a Mid-American Conference regular-season title and National Invitational Tournament berth as a senior in 2004.

Day continues to rank among Miami statistical leaders in seven career categories and four single-season categories. She finished her career with 1,269 points, which ranks 11th all-time at Miami. She also had 794 rebounds and 16 double-doubles, each of which ranks fifth on the RedHawks all-time list.

Day has continued to give back to Miami as she is going into her 10th season as an assistant coach with the women's basketball program.



1,000 Point Club

1. Courtney Osborn (2009-13)

Four-time All-MAC selection, earning First-Team honors in 2012 and 2013 ... also holds school records in field goals attempted (1,814), three-pointers made (299), three-pointers attempted (871), free throws made (513), free throws attempted (641) and career 20+ point games (48) ... holds school and MAC record for points in a single game when she scored 48 against Akron on Jan. 4, 2012 ... was first player in school history to join the 1,000-point club as a sophomore.



Year	G	FG-A	Pct.	3P-A	Pct.	FT-A	Pct.	Pts.	PPG
2009-10	31	166-473	.351	73-215	.340	108-136	.794	513	16.5
2010-11	30	163-443	.368	71-220	.323	123-156	.788	520	17.3
2011-12	31	163-457	.357	64-210	.305	152-185	.822	542	17.5
2012-13	31	185-441	.420	91-226	.403	130-164	.793	591	19.1
Total	123	677-1814	.373	299-871	.343	513-641	.800	2166	17.6

2. Amanda Jackson (2003-08)

Finished her career as Miami's all-time leader in scoring, field goals and 20-point games ... still ranks second in all those categories ... 712 points as a senior ranks as the best all-time single-season performance at Miami ... set then single-game scoring record as senior with 43 points against UTSA ... earned First-Team All-MAC honors in both 2007 and 2008 ... tallied 19 20-point games as a senior shattering the previous record of 12.



Year	G	FG-A	Pct.	3P-A	Pct.	FT-A	Pct.	Pts.	PPG
2003-04	31	139-321	.433	24-70	.343	89-108	.824	391	12.6
2004-05	27	129-357	.361	14-77	.182	81-104	.779	353	13.1
2005-06	1	3-8	.375	0-1	.000	2-3	.667	8	8.0
2006-07	30	175-444	.394	48-142	.338	117-140	.836	515	17.2
2007-08	33	239-607	.394	59-200	.295	175-207	.845	712	21.6
TOTAL	122	685-1737	.394	145-490	.296	464-562	.826	1,979	16.2

3. Heather Cusick (1999-03)

Finished her career as Miami's all-time leader in scoring, field goals, assists, 3-point field goals and 20-point games ... presently ranks third in scoring and 3-point field goals ... first player in program history to earn All-MAC recognition in each of her four seasons ... two-time First-Team All-MAC selection ... 2002 MAC Player of the Year ... Kodak/WBCA All-Region in 2003 ... ranks among Miami's top five in eight career categories ... was inducted into Miami's Hall of Fame in 2013.



Year	G	FG-A	Pct.	3P-A	Pct.	FT-A	Pct.	Pts.	PPG
1999-00	28	121-278	.435	44-122	.361	47-61	.770	333	11.9
2000-01	29	135-336	.402	62-166	.373	86-109	.789	418	14.4
2001-02	30	184-437	.421	73-213	.343	83-99	.838	524	17.5
2002-03	29	164-422	.389	51-161	.317	74-93	.796	453	15.6
TOTAL	116	604-1473	.410	230-662	.347	290-362	.801	1728	14.9

4. Monica Niemann (1991-95)

Finished her career as Miami's all-time leader in scoring and rebounding ... presently ranks fourth all-time in scoring and second in rebounding ... 1995 First-Team All-MAC honoree ... Second-Team All-MAC selection in 1993 and 1994 ... also ranks second in free throws attempted, third in free throws made, sixth in field goals made and seventh in field goals attempted.



Year	G	FG-A	Pct.	3P-A	Pct.	FT-A	Pct.	Pts.	PPG
1991-92	28	107-214	.500	0-3	.000	111-147	.755	325	11.6
1992-93	28	151-333	.453	3-8	.375	117-141	.830	422	15.1
1993-94	27	145-331	.438	1-7	.143	91-134	.679	382	14.1
1994-95	29	174-341	.510	0-6	.000	131-187	.701	479	16.5
TOTAL	112	577-1219	.473	4-24	.166	450-609	.739	1,608	14.4

5. Mary Ann Myers (1978-82)

Finished her career as Miami's career leader in scoring, field goals and steals ... set Miami single-season scoring standard in 1981-82, pouring in 524 points, which currently ranks tied for fourth all-time ... career record of 409 steals stands as Miami's most imposing record and has never seriously been challenged ... first Miami female student-athlete to have her jersey retired ... 1989 Miami Hall of Fame inductee.



Year	G	FG-A	Pct.	3P-A	Pct.	FT-A	Pct.	Pts.	PPG
1978-79	24	131-306	.428	—	—	78-125	.624	340	14.2
1979-80	29	135-299	.447	—	—	84-128	.646	354	12.2
1980-81	32	134-309	.434	—	—	114-154	.735	382	11.9
1981-82	32	194-394	.492	—	—	136-185	.735	524	16.3
TOTAL	116	594-1308	.454	—	—	412-592	.693	1,600	13.7

6. Jenna Schone (2005-09)

Second-Team All-MAC honoree in 2008 and 2009 ... ended her career as all-time leader in 3-point baskets made with 237, which still ranks as the best in total in Miami history ... hit 84 3-point baskets in 2008, the best single season total in Miami history ... ranks second all-time in career assists with 565.



Year	G	FG-A	Pct.	3P-A	Pct.	FT-A	Pct.	Pts.	PPG
2005-06	28	79-257	.307	47-146	.322	33-48	.688	238	8.5
2006-07	30	125-307	.407	49-144	.340	54-79	.684	353	11.8
2007-08	34	161-442	.364	84-222	.378	60-85	.706	466	13.7
2008-09	31	165-464	.356	57-165	.764	94-123	.764	481	15.5
TOTAL	123	530-1470	.361	237-677	.350	241-335	.719	1538	12.5

7. Cindi Merrill (2002-06)

Part of a MAC Championship team at Miami as a sophomore (2003-04) ... totaled 11 20-point games as a junior—the seventh-highest-total in program history ... six-time MAC East Division Player of the Week ... two-time Second-Team All-MAC selection ... Third-Team All-MAC selection as a senior.



Year	G	FG-A	Pct.	3P-A	Pct.	FT-A	Pct.	Pts.	PPG
2002-03	29	82-200	.410	12-40	.300	53-75	.707	229	7.9
2003-04	31	156-354	.441	18-62	.290	95-125	.760	425	13.7
2004-05	28	176-459	.383	31-94	.330	96-139	.691	479	17.1
2005-06	25	127-363	.350	23-83	.277	87-127	.685	364	14.6
TOTAL	113	541-1376	.393	84-279	.301	331-466	.710	1497	13.2

1,000 Point Club

8. Kim Lancaster (2000-04)

Honorable mention All-MAC and MAC All-Freshman during rookie campaign ... set Miami freshman scoring record with 432 points in 2000-01, which still ranks second on the single-season list today ... holds Miami third best single-game scoring record with 40-point effort in 2001 MAC Quarterfinal win ... named the MAC's inaugural Sixth Man of the Year in 2003.



Year	G	FG-A	Pct.	3P-A	Pct.	FT-A	Pct.	Pts.	PPG
2000-01	29	169-315	.537	0-0	.000	94-148	.635	432	14.9
2001-02	30	146-295	.495	0-0	.000	63-114	.553	355	11.8
2002-03	25	111-207	.536	0-0	.000	22-42	.524	244	9.8
2003-04	31	157-310	.506	0-0	.000	68-95	.716	382	12.3
TOTAL	115	583-1127	.517	0-0	.000	247-399	.619	1413	12.3

12. Maggie Boyer (2008-12)

Earned third-team All-MAC honors as a senior in 2012 ... is sixth all-time in three-pointers made with 203 ... also fifth in three-pointers attempted with 561 ... scored career-best 355 points as a junior in 2011 and followed it up with 350 points as a senior ... tied for 20th all-time in assists with 255 despite never being a primary point guard.



Year	G	FG-A	Pct.	3P-A	Pct.	FT-A	Pct.	Pts.	PPG
2008-09	22	71-177	.401	40-91	.440	30-36	.833	212	9.6
2009-10	31	115-316	.364	45-139	.324	53-71	.746	328	10.6
2010-11	30	114-328	.348	58-163	.356	69-89	.775	355	11.8
2011-12	31	114-311	.367	60-168	.357	62-76	.816	350	11.3
TOTAL	114	414-1132	.366	203-561	.362	214-272	.787	1245	10.9

9. Kirsten Olowinski (2009-13)

Three-time All-MAC selection ... ended her career as Miami's all-time leading rebounder with 1,154 boards, which also ranks second in MAC history ... also set Miami record in blocks with 177 and double-doubles with 41 ... ranks sixth all-time with a .502 career shooting percentage



Year	G	FG-A	Pct.	3P-A	Pct.	FT-A	Pct.	Pts.	PPG
2009-10	31	94-186	.505	7-26	.269	43-52	.827	238	7.7
2010-11	30	132-274	.482	16-47	.340	71-102	.696	351	11.7
2011-12	30	132-254	.520	9-31	.290	62-76	.816	335	11.2
2012-13	32	162-322	.503	8-38	.211	55-80	.688	387	12.1
Totals	123	520-1036	.502	40-142	.282	231-310	.745	1311	10.7

13. Julie Howell (1988-92)

Second-Team All-MAC selection in 1991 ... first Miami player selected to MAC All-Freshman Team ... is third all-time in career free throw percentage at .835 ... tallied career-best 410 points during senior campaign ... career field goal percentage ranks fifth all-time at Miami ... 66 career blocked shots rank tied for 11th all-time at Miami.



Year	G	FG-A	Pct.	3P-A	Pct.	FT-A	Pct.	Pts.	PPG
1988-89	27	46-106	.434	0-0	.000	34-41	.829	126	4.7
1989-90	28	112-205	.546	0-0	.000	78-87	.897	302	10.8
1990-91	28	152-290	.524	0-1	.000	85-102	.833	389	13.9
1991-92	28	169-339	.499	1-2	.500	71-91	.780	410	14.6
TOTAL	111	479-940	.510	1-3	.333	268-321	.835	1,227	11.1

10. Jennifer Wenclewicz (1993-97)

Named 1997 MAC Defensive Player of the Year ... earned Second-Team All-MAC honors in 1996 and 1997 ... member of the 1994 MAC All-Freshman team ... member of MAC's 1995 All-Tournament Team ... ranks in tie for 10th on Miami's 3-point shooting charts, draining 136 during her career ... also ranks sixth among Miami's all-time top 10 with 238 career steals.



Year	G	FG-A	Pct.	3P-A	Pct.	FT-A	Pct.	Pts.	PPG
1993-94	26	81-206	.393	36-105	.343	49-72	.681	247	9.5
1994-95	29	106-261	.406	25-92	.272	49-80	.613	286	9.9
1995-96	28	133-311	.428	41-130	.315	90-132	.682	397	14.2
1996-97	27	116-253	.458	34-109	.312	84-102	.824	350	13.0
TOTAL	110	436-1031	.423	136-436	.312	272-386	.705	1,280	11.6

14. Kris Livingston (1979-83)

First-Team All-MAC selection in 1982 ... Academic All-MAC honoree as a senior ... inducted into Miami's Hall of Fame in 1997 ... poured in 575 field goals during her career, which included two MAC Championship runs, to rank seventh in program history ... part of the two longest winning streaks in Miami basketball history ... also ranks ninth at Miami with 212 career steals.



Year	G	FG-A	Pct.	3P-A	Pct.	FT-A	Pct.	Pts.	PPG
1979-80	29	70-164	.410	—	—	11-23	.478	149	4.9
1980-81	33	174-372	.468	—	—	29-51	.529	377	11.4
1981-82	33	178-341	.522	—	—	22-35	.629	378	11.5
1982-83	26	153-299	.511	—	—	16-23	.696	322	12.4
TOTAL	121	575-1176	.487	—	—	76-132	.576	1,226	10.1

11. Colleen Day (2000-04)

First-Team All-MAC selection in 2003-04 and runner-up for MAC Player of the Year ... first Miami player to earn CoSIDA Academic All-America status ... at end of career she ranked fourth all-time at Miami in career rebounding (794) ... part of two MAC East Division Championship teams and Miami's first Postseason WNIT appearance ... totaled 16 career double-doubles.



Year	G	FG-A	Pct.	3P-A	Pct.	FT-A	Pct.	Pts.	PPG
2000-01	24	53-113	.469	4-12	.333	36-47	.766	146	6.1
2001-02	30	115-240	.479	26-49	.531	74-96	.771	330	11.0
2002-03	29	110-252	.437	16-47	.340	92-107	.860	328	11.3
2003-04	31	168-351	.479	10-38	.263	119-149	.799	465	15.0
TOTAL	114	446-956	.467	56-146	.384	321-399	.805	1,269	11.1

1,000 Point Club

15. Linda Mallender (1981-85)

Honored as a third-team All-American by Women's Basketball News in 1983—the only Miami player to achieve All-America status ... poured in 18.5 points per game during sophomore campaign, which is third best average in Miami history ... 499 points as a sophomore ranks ninth on Miami's single-season charts ... first Miami player to be named MAC Player of the Year and one of only two all-time.



Year	G	FG-A	Pct.	3P-A	Pct.	FT-A	Pct.	Pts.	PPG
1981-82	33	100-204	.490	—	—	42-79	.532	242	7.3
1982-83	27	211-373	.566	—	—	77-132	.583	499	18.5
1983-84	13	58-129	.450	—	—	12-23	.522	128	9.8
1984-85	27	135-314	.430	—	—	69-100	.690	339	12.6
TOTAL	100	504-1020	.494	—	—	202-334	.605	1208	12.1

19. Maria Fantanarosa (1985-89)

Second-Team All-MAC selection in 1988 ... tallied an impressive 453 points during her junior campaign, which ranked as the best single-season total by a junior at Miami until 2001-02 ... 323 career assists rank 10th all-time for the Red and White, despite not being a primary point guard ... was team's coach from 1998-2013.



Year	G	FG-A	Pct.	3P-A	Pct.	FT-A	Pct.	Pts.	PPG
1985-86	24	47-115	.409	—	—	18-21	.857	112	4.7
1986-87	27	80-172	.452	—	—	13-21	.619	185	6.9
1987-88	29	194-411	.466	—	—	59-83	.711	453	15.6
1988-89	28	150-356	.421	1-7	.143	35-47	.745	336	12.0
TOTAL	108	471-1054	.447	1-7	.143	125-172	.727	1086	10.1

16. Gaby Downey (1985-86, 87-90)

Second-Team All-MAC selection in 1990 ... Academic All-MAC selection in 1990 ... one of only seven Miami players to surpass both 1,000 points and 500 rebounds ... also rates among the Red and White's all-time leaders for blocked shots (8th/87) .. became fifth former basketball player inducted into Miami Hall of Fame in 2009.



Year	G	FG-A	Pct.	3P-A	Pct.	FT-A	Pct.	Pts.	PPG
1985-86	27	88-198	.444	—	—	40-60	.667	216	8.0
1986-87				did not play					
1987-88	29	143-363	.393	1-3	.333	20-31	.645	309	10.7
1988-89	27	134-302	.444	0-3	.000	33-44	.750	301	11.1
1989-90	28	151-143	.440	0-2	.000	64-82	.780	366	13.1
TOTAL	111	516-1006	.513	1-8	.333	157-217	.724	1192	10.7

20. Jamie Stewart (1996-00)

Honorable mention All-MAC selection in 1998 ... held Miami career records for career 3-point field goals and attempts until 2002-03 ... tallied nine 3-pointers in a game during her senior season to set a Miami single-game record ... drained 68 3-point field goals as a senior to tie Miami's then single-season record for 3-point field goals, a total that still ranks tied for eighth all-time.



Year	G	FG-A	Pct.	3P-A	Pct.	FT-A	Pct.	Pts.	PPG
1996-97	28	26-81	.321	23-69	.333	15-20	.750	90	3.2
1997-98	27	83-226	.367	57-144	.396	92-113	.814	315	11.7
1998-99	26	116-280	.414	60-160	.375	79-97	.814	371	14.3
1999-00	28	90-262	.344	68-197	.345	35-46	.761	283	10.1
TOTAL	109	315-849	.371	208-570	.365	221-276	.801	1059	9.7

17. Tonia Stubbs (1981-85)

Part of two MAC Championship teams at Miami as a freshman and sophomore ... held Miami's career rebounding record until 1995, tallying 815 career rebounds ... ranks second all-time at Miami in career field goal percentage, converting .529 of her opportunities ... ranks 12th all-time in career free throws made (244).



Year	G	FG-A	Pct.	3P-A	Pct.	FT-A	Pct.	Pts.	PPG
1981-82	30	76-146	.521	—	—	62-103	.602	214	7.1
1982-83	27	92-162	.568	—	—	64-100	.640	248	9.2
1983-84	24	124-259	.479	—	—	48-78	.615	296	12.3
1984-85	27	160-287	.557	—	—	70-120	.583	390	14.4
TOTAL	108	452-854	.529	—	—	244-401	.608	1148	10.6

21. Lisa Hayden (1991-95)

Honorable mention All-MAC honoree in 1994 and 1995 ... all-time leader in free throw percentage at .850 ... poured in 135 3-point field goals over final two seasons to rank fifth all-time in career 3-point field goals (205) ... set Miami single-game record with 10 steals versus Boston College in 1993 ... drained an impressive .438 of her 3-point attempts as a junior.



Year	G	FG-A	Pct.	3P-A	Pct.	FT-A	Pct.	Pts.	PPG
1991-92	28	90-212	.425	41-98	.418	38-42	.905	259	9.3
1992-93	28	58-159	.365	29-91	.319	6-8	.750	151	5.4
1993-94	27	119-269	.442	67-153	.438	18-26	.692	323	12.0
1994-95	29	103-295	.349	68-192	.354	40-44	.909	314	10.8
TOTAL	112	370-935	.396	205-534	.384	102-120	.850	1047	9.3

18. Hannah Robertson (2010-14)

Part of two WNIT teams at Miami as a sophomore and junior ... tallied career best 381 points during senior season to become 22nd member of Miami's 1,000-point club ... increased her scoring average every single season ... recorded career-high 48 three-point baskets as a senior.



Year	G	FG-A	Pct.	3P-A	Pct.	FT-A	Pct.	Pts.	PPG
2010-11	30	68-192	.354	8-32	.250	40-54	.741	184	6.1
2011-12	29	107-254	.421	16-53	.302	46-68	.676	276	9.5
2012-13	27	107-271	.395	24-74	.324	20-37	.541	258	9.6
2013-14	30	140-341	.411	48-141	.340	53-71	.746	381	12.7
TOTAL	116	422-1058	.399	96-300	.320	159-230	.691	1099	9.5

22. Heidi Blomberg (1989-93)

Honored as a member of the 1990 MAC All-Freshman Team after pouring in 8.9 points per game during rookie campaign ... tallied career-best 319 points during senior season to become the eighth Miami player to join the 1,000-point club ... one of only two players in Miami history to amass 1,000 points, 500 rebounds and 300 assists.



Year	G	FG-A	Pct.	3P-A	Pct.	FT-A	Pct.	Pts.	PPG
1989-90	28	109-222	.491	1-4	.250	30-40	.750	249	8.9
1990-91	28	104-257	.405	1-6	.167	37-47	.787	246	8.8
1991-92	28	67-179	.374	6-20	.300	47-57	.825	187	6.7
1992-93	28	129-291	.443	12-33	.364	49-66	.742	319	11.4
TOTAL	112	409-949	.431	20-63	.317	163-210	.776	1001	8.9

Awards and Honors

ALL-MAC

First-Team

1982.....	Kris Livingston Mary Ann Myers
1983.....	Linda Mallender
1992.....	Julie Howell
1995.....	Monica Niemann
2002.....	Heather Cusick
2003.....	Heather Cusick
2004.....	Colleen Day
2007.....	Amanda Jackson
2008.....	Amanda Jackson
2012.....	Courtney Osborn
2013.....	Courtney Osborn

Second-Team


1983.....	Amy Cooley
1985.....	Linda Mallender Tonya Stubbs
1988.....	Maria Fantanarosa
1990.....	Gaby Downey Adrienne Spatz
1991.....	Julie Howell
1993.....	Monica Niemann
1994.....	Monica Niemann
1996.....	Meredith Shelley Jennifer Wenclewicz
1997.....	Jennifer Wenclewicz
1999.....	AuBree Hamilton
2004.....	Kim Lancaster Cindi Merrill
2005.....	Cindi Merrill
2008.....	Jenna Schone
2009.....	Jenna Schone

Third-Team

2006.....	Cindi Merrill
2008.....	Laura Markwood
2010.....	Courtney Osborn
2011.....	Courtney Osborn
2012.....	Maggie Boyer Kirsten Olowinski

Honorable Mention

1982.....	Deb Grushon
1983.....	Kris Livingston Arlethia Porter Tonya Stubbs
1984.....	Arlethia Porter Tonya Stubbs
1988.....	Kim Tullis
1989.....	Maria Fantanarosa
1990.....	Julie Howell Regina Smith
1993.....	Pam Wesley
1994.....	Lisa Hayden
1995.....	Lisa Hayden Jennifer Wenclewicz
1998.....	Shawn Manns



2000.....	Jamie Stewart Jenny Martin Heather Cusick
2001.....	Heather Cusick Kim Lancaster
2005.....	Amanda Jackson
2011.....	Kirsten Olowinski

MAC Player of the Year

1983.....	Linda Mallender
2002.....	Heather Cusick

MAC Defensive Player of the Year

1997.....	Jennifer Wenclewicz
-----------	---------------------

MAC Sixth Man of the Year

2003.....	Kim Lancaster
-----------	---------------

MAC Freshman of the Year

2010.....	Courtney Osborn
-----------	-----------------

MAC All-Freshman

1989.....	Julie Howell
1990.....	Heidi Blomberg
1992.....	Lisa Hayden Monica Niemann
1994.....	Jennifer Wenclewicz
2000.....	Heather Cusick
2001.....	Kim Lancaster
2004.....	Amanda Jackson
2006.....	Jenna Schone
2010.....	Courtney Osborn Kirsten Olowinski
2015.....	Baleigh Reid

MAC Coach of the Year

1982.....	Pam Wettig
1983.....	Pam Wettig
1990.....	Linda Wunder
2004.....	Maria Fantanarosa

MAC Tournament MVP

2008.....	Amanda Jackson
-----------	----------------

MAC All-Tournament

1988.....	Kim Tullis
1990.....	Adrienne Spatz
1993.....	Monica Niemann
1995.....	Monica Niemann Jennifer Wenclewicz
2001.....	Kim Lancaster
2004.....	Colleen Day
2008.....	Amanda Jackson Jenna Schone

Academic All-MAC

1983.....	Kris Livingston
1990.....	Gaby Downey
1995.....	Holly Miller
2003.....	Heather Cusick
2004.....	Colleen Day
2006.....	Amber Miller
2008.....	Jenna Schone Laura Markwood
2009.....	Jenna Schone
2012.....	Courtney Osborn

MAC Players of the Week

1981-82	
Feb. 24.....	Kris Livingston
March 3.....	Mary Ann Myers

1982-83	
Jan. 19.....	Linda Mallender
Feb. 15.....	Linda Mallender
March 8.....	Linda Mallender

1984-85	
Jan. 21.....	Tonya Stubbs

1987-88	
Jan. 4.....	Maria Fantanarosa

1988-89	
Jan. 3.....	Adrienne Spatz

1989-90	
Jan. 15.....	Adrienne Spatz
Feb. 5.....	Julie Howell
Feb. 26.....	Gaby Downey

1990-91	
March 4.....	Kelly Berens

1991-92	
Jan. 6.....	Julie Howell

1992-93	
Feb. 8.....	Monica Niemann

Awards and Honors

2004-05

Nov. 29.....Amanda Jackson
 Dec. 13.....Cindi Merrill
 Jan. 10..... Nicki Motto
 Feb. 14..... Nicki Motto
 Feb. 21 Cindi Merrill

2006-07

Nov. 15.....Amanda Jackson
 Nov. 29.....Amanda Jackson
 Jan. 8.....Amanda Jackson
 Feb. 26.....Amanda Jackson

2007-08

Nov. 19.....Amanda Jackson
 Dec. 3.....Amanda Jackson
 Dec. 31.....Amanda Jackson
 Jan. 7.....Amanda Jackson
 Mar. 7Laura Markwood

2009-10

Nov. 30.....Courtney Osborn

2010-11

Nov. 15.....Maggie Boyer
 Dec. 13.....Courtney Osborn
 Jan. 3.....Courtney Osborn

2011-12

Nov. 21.....Courtney Osborn
 Dec. 19.....Courtney Osborn
 Jan. 9.....Courtney Osborn

2014-15

Dec. 29.....Courtney Larson
From 1996-2000 the MAC gave Offensive and Defensive Players of the Week. Beginning in 2000-01, the league began awarding Divisional Players of the Week.

CoSIDA Academic All-District

1994.....Lisa Kovack (third team)
 1995.....Lisa Kovack (third team)
 2002.....Colleen Day (second team)
 2004.....Colleen Day (first team)
 2011.....Courtney Osborn (third team)

CoSIDA Academic All-America

2004.....Colleen Day (second team)

Basketball News All-America

1983.....Linda Mallender (third team)

Kodak/WBCA All-Region

1982.....Mary Ann Myers
 2003.....Heather Cusick
 2012.....Courtney Osborn

Miami Athletics Honors

Miami Scholar-Athlete of the Year

1990.....Gaby Downey
 2004.....Colleen Day

Miami Athlete of the Year

1982.....Mary Ann Myers
 1983.....Linda Mallender
 1995.....Monica Niemann
 2002.....Heather Cusick

Leann Davidge Memorial Award

1995.....Monica Niemann
 2003.....Heather Cusick
 2006.....Cindi Merrill
 2009.....Jenna Schone
 2015.....Courtney Larson

Year-by-Year Captains

1981-82 Mary Ann Myers
 Deb Grushon

1982-83 Deb Grushon
 Cindy Gibson

1983-84 Dana Calkins

1984-85 Tonya Stubbs
 Arlethia Porter

1985-86 Dana Stuchul
 Karen Theis

1986-87 MeMe Large

1987-88 Kim Tullis
 Amy Franz

1988-89 Maria Fantanarosa
 Mallory Martin

1989-90 Regina Smith
 Gaby Downey

1990-91 Regina Smith
 Adrienne Spatz

1991-92 Julie Howell
 D'Nelle Seiple

1992-93 Heidi Blomberg

1993-94 Lori Williams
 Monica Niemann

1994-95 Lisa Hayden
 Monica Niemann

1995-96 Carrie Kent
 Jennifer Wenclewicz

1996-97 Carrie Kent
 Jennifer Wenclewicz

1997-98 Emily Hammond
 Nikki Lawrie
 Shawn Manns

1998-99 Becky Alexander
 Cori Shade

1999-00 AuBree Hamilton
 Jamie Stewart
 Lindsay Winkler

2000-01 Jenny Martin
 Heather Cusick

2001-02 Heather Cuisck
 Colleen Day

2002-03 Heather Cuisck
 Colleen Day

2003-04 Colleen Day
 Melanie Kozlowski

2004-05 Nicki Motto
 Hillary Beck
 Cindi Merrill

2005-06 Cindi Merrill
 Amber Miller
 Amanda Jackson

2006-07 Amanda Jackson
 Sarah Hull

2007-08 Amanda Jackson
 Jenna Schone

2008-09 Jenna Schone
 Jaclyn Leininger

2009-10 Ashleigh Brown
 Erin Wisner

2010-11 Maggie Boyer
 Courtney Osborn

2011-12 Courtney Osborn
 Kirsten Olowinski

2012-13 Courtney Osborn
 Kirsten Olowinski

2013-14 rotating captains

2014-15 Courtney Larson
 Katy Dolesh

Awards and Honors


Linda Mallender - 1983 Third-Team Women's Basketball News All-American

Linda Mallender is the first Miami women's basketball player to be named an All-American, earning third-team plaudits from Women's Basketball News in 1983.

During that memorable season, Mallender led Miami to a 21-6 overall record, including a near-perfect 17-1 MAC record, and a regular-season MAC Championship. The Red and White won a program-record 14 consecutive contests until falling to Central Michigan in the MAC Championship game. During the course of the year, she was named MAC Player of the Week three times during the season.

Mallender also etched her name all over the Miami single-season record books, contributing top-10 single-season performances for points (499), assists (140), field goals made (211), field goal percentage (.566), steals (85) and blocked shots (38).

Mallender, a First-Team all-MAC selection, was the first Miami player to be named MAC Player of the Year and stood as the only Miamian to be named league MVP until Heather Cusick captured the award in 2002.



Colleen Day - 2004 Second-Team CoSIDA Academic All-America

Colleen Day became the first Miami player to earn Academic All-America status during her senior campaign in 2003-04. A stellar performer on the court and in the classroom, she also went on to be named Miami's Female Scholar-Athlete of the Year.

A three-time team captain, Day guided Miami to its first Mid-American Conference championship in 14 years by leading the RedHawks in scoring and rebounding. Miami posted a 22-9 record and 14-2 league mark on the season, including a 12-game conference winning streak. Day went on to lead the RedHawks in their first Postseason WNIT appearance, as the Red and White advanced to the second round.

Among her honors, Day was twice named MAC East Player of the Week and twice named MAC Scholar-Athlete of the Week on the way to First-Team All-MAC and Academic All-MAC plaudits. She was runner-up for MAC Player of the Year. Day, who was a third-team CoSIDA All-District IV honoree as a sophomore, was a first-team honoree in 2004 and went on to earn CoSIDA Academic All-America Second-Team honors.

Statistically, Day ranks 13th on Miami's single-season scoring charts (465) and tied for seventh in rebounding (259). She totaled eight 20-point games and eight double-doubles during the season.



All-Time Letterwinners

A

Alexander, Becky 1996-97-98-99
 Almady, Erica 2011-12-13-14
 Anderson, Nicole 2014

B

Bauer, Betsy 1977-78
 Beck, Hillary 2002, 04-05
 Berens, Kelley 1988-89-90-91
 Blomberg, Heidi 1990-91-92-93
 Borkowski, Nancy 1977-78-79
 Boyer, Maggie 2009-10-11-12
 Brandt, Kindsay 2014
Brown, Kayla 2015
 Bruning, Carol 1979-80-81-82
 Brown, Ashleigh 2007-08-09-10
 Butler, Jana 2000-01-02-03

C

Calkins, Dana 1981-82-83-84
 Chappin, Becky 1977
 Cooley, Amy 1980-81-82-83
 Crane, Kelly 1992-93-95
 Coner, Kris 2006
 Curtis, Kristolyn 2000
 Cusick, Heather 2000-01-02-03

D

Dalton, Penny 1975
 Day, Colleen 2001-02-03-04
 Divittis, Maude 1984
Dolesh, Katy 2015
 Downey, Gaby 1986, 88-89-90
 Dunlap, Briana 2008-09-10
 Durgens, Karen 1976-77
 Duval, Debby 1975

E

Edwards, Penny 1978-81

F

Fantanarosa, Maria 1986-87-88-89
 Ferguson, Patty 1976-77
 Ferko, Susan 1992-93-94
 Fetting, Carol 1977-78-79-80
 Ford, Stephanie 2006-07-08-09
Ford, Tamira 2014-15
 Foschia, Maria 1988-89-90-91
 Franz, Amy 1985-86-87-88

G

Gentry, Joan 1976
 Gibson, Cindy 1980-81-82-83
 Glassner, Jacci 1980-81
 Gleason, Shunte 1987
 Goddard, Rachel 2014
 Grushon, Deb 1980-81-82-83
 Guerriero, Katie 2005-06

H

Hamilton, AuBree 1997-98-99-00
 Hammond, Emily 1995-96-97-98
 Hawkins, Ashley 2006-07-08-09
 Hayden, Lisa 1992-93-94-95
 Hamparian, Becky 1978-79-80
 Hencke, Rachael 2009-10-11-12
 Henderson, Karie 1999

Higgins, Jenny 1990-91
 Holoviak, Milley 1975-76-77
 Hoptry, Tricia 1989-90-91
 Howell, Julie 1989-90-91-92
 Hull, Sarah 2005-06-07

J

Jackson, Amanda 2004-05-07-08
 Jackson, Marjon 1999
 Johnson, Cathy 1977-78-79
 Johnson, Julie 1980-81
 Jones, Valerie 1998-99-00-01
 Judson, Kristin 2011-12-13

K

Kent, Carrie 1994-95-96-97
 Kerregan, Annie 1984
 Kin, Karen 1979-80-81-82
 Korth, Sharon 1975
 Kovack, Lisa 1992-93-94-95
 Kozlowski, Melanie 2001-02-03-04

L

Lancaster, Kim 2001-02-03-04
 Large, MeMe 1986-87
 Larson, Courtney 2012-13-14-15
 Lawrie, Nikki 1996-97-98
 Layman, Dona 1975-76-77
 Leininger, Jaclyn 2005-06-07-09
 Link, Kelly 1999
 Livingston, Kris 1980-81-82-83
 Lockhart, Karla 2002

M

Mallender, Linda 1982-83-84-85
 Manns, Shawn 1995-96-97-98
 Markwood, Laura 2005-06-07-08
 Martin, Jenny 1998-99-00-01
 Martin, Mallory 1986-87-88-89
 Mason, Lisa 1984
 McCallie, Maddie 2013-14
McCue, Hannah 2013-14-15
McDonagh, Molly 2015
 Merrill, Cindi 2003-04-05-06
 Miller, Amber 2004-05-06
 Miller, Holly 1992-93-94-95
 Miller, Myra 1976-77
 Mires, Kelley 1993
 Minson, Lisa 1983-84, 86
 Morrison, Karen 1977
 Motto, Nicki 2003-04-05
 Myers, Mary Ann 1979-80-81-82

N

Neral, Heidi 1992-93-94-95
 Nelsen, Hollie 1998-99-00-01
 Niedeckken, Nancy 1978
 Niemann, Monica 1992-93-94-95
 Norris, Tracy 1986-87-88-89
 Ntumba, Madalene 2004

O

O'Malley, Kathy 1976
 Oberhauser, Sarah 1989-90
 Olowinski, Kirsten 2010-11-12-13
 Osborn, Courtney 2010-11-12-13
 Oswalt, Michelle 2009-10

P

Pearson, Sarah 1995
 Pettit, LaRae 1984-85-86-87
 Pitts, Lillian 2009-10-11-12
 Porter, Arlethia 1982-83-84
 Pruet, Andrea 2000
 Pyle, Eve 2006

Q

Quinton, Anita 1977-78-79-80

R

Ramsey, Barbara 1975
 Ramsey, Sue 1978
 Reed, Courtney 2007-08-09-10
 Reeves, Mary Kay 1975-76-77-78
Reid, Baleigh 2015
Richter, Ana 2015
 Ridley, Chanell 2007-08
 Robertson, Haley 2011-12-13-14
 Robertson, Hannah 2011-12-13-14
 Roederer, Beth 2000-01-02-03
 Ross, Colleen 1977-78
 Rothschild, Lisa 1980-81
Rupright, Jessica 2013-14-15
 Ryan, Denise 1984-85-86-87

S

Salyer, Sheila 1977
 Schone, Jenna 2006-07-08-09
 Schwegmann, Katie 2002
 Seidel, Mary Ellen 1978-79
 Seiple, D'Nelle 1989-90-91-92
 Shade, Cori 1996-97-98-99
 Shelley, Meredith 1995-96-97
 Simon, Kelsey 2011-12-13-14
 Skinner, Barbara 1975-76-77
Smith, Jazz 2015
 Smith, Kim 2002-03-04-05
 Smith, Regina 1988-89-90-91
 Smoot, Tonya 1996-97-98
 Spatz, Adrienne 1988-89-90-91
 Spurlock, Jillian 2014
 Stamper, Kelli 2000-01
 Stewart, Jamie 1997-98-99-00
 Stubbs, Tonya 1982-83-84-85
 Stuchul, Dana 1983-84-85-86
 Swank, Allison 1999

T

Theis, Karen 1983-84-85-86
 Thomas, Ariel 2009
 Tullis, Kim 1985-86-87-88

W

Watkins, LeeAnn 1975-76
 Watson, Janet 1978-79-80-81
 Weisbrod, Jesse 1994
 Wenclawicz, Jennifer 1994-95-96-97
 Wesley, Pam 1990-91-92-93
 Weynandt, Michele 2008
 Williams, Lori 1991-92-93-94
 Winkler, Lindsay 1997-98-99-00
 Wise, Sue 1981
 Wisner, Erin 2009-10
 Wood, Jo 1975

Z

Zak, Amy 1996

Bold = still active on team

All-Time Coaching Records



Elaine Hieber



Pam Wettig



Susan DeKalb



Linda Wunder



Lisa Bradley



Randy Roberts



Maria Fantanarosa

YEAR-BY-YEAR BREAKDOWN

Year	W	L	Pct.	Coach
1974-75	8	9	.471	Elaine Hieber
1975-76	9	12	.429	Pam Wettig
1976-77	10	11	.476	Pam Wettig
1977-78	15	6	.714	Pam Wettig
1978-79	9	15	.375	Pam Wettig
1979-80	16	13	.552	Pam Wettig
1980-81	20	13	.606	Pam Wettig
1981-82	24	9	.727	Pam Wettig
1982-83	21	6	.778	Pam Wettig
1983-84	7	18	.280	Pam Wettig
1984-85	14	13	.519	Susan DeKalb
1985-86	12	15	.444	Susan DeKalb
1986-87	11	16	.407	Susan DeKalb
1987-88	17	12	.586	Susan DeKalb
1988-89	18	10	.643	Linda Wunder
1989-90	23	5	.821	Linda Wunder
1990-91	14	14	.500	Linda Wunder
1991-92	14	14	.500	Linda Wunder
1992-93	19	9	.679	Linda Wunder
1993-94	16	11	.593	Lisa Bradley
1994-95	19	10	.655	Lisa Bradley
1995-96	19	9	.750	Lisa Bradley
1996-97	19	10	.655	Lisa Bradley
1997-98	7	10	.412	Lisa Bradley
1997-98	5	5	.500	Randy Roberts*
1998-99	11	15	.423	Maria Fantanarosa
1999-00	16	12	.571	Maria Fantanarosa
2000-01	18	11	.621	Maria Fantanarosa
2001-02	19	11	.633	Maria Fantanarosa
2002-03	17	12	.586	Maria Fantanarosa
2003-04	22	9	.710	Maria Fantanarosa
2004-05	15	14	.517	Maria Fantanarosa
2005-06	8	20	.286	Maria Fantanarosa
2006-07	12	18	.400	Maria Fantanarosa
2007-08	23	11	.676	Maria Fantanarosa
2008-09	16	15	.516	Maria Fantanarosa
2009-10	9	22	.290	Maria Fantanarosa
2010-11	11	19	.367	Maria Fantanarosa
2011-12	21	10	.677	Maria Fantanarosa
2012-13	19	13	.594	Maria Fantanarosa
2013-14	8	22	.267	Cleve Wright
2014-15	7	23	.233	Cleve Wright
Total	618	532	.537	

Coach-By-Coach Breakdown

Coach	Seasons	Yrs.	Games	—Overall—			—MAC—		
				W	L	Pct.	W	L	Pct.
Elaine Hieber	1974-75	1	17	8	9	.471	—	—	—
Pam Wettig	1975-84	9	234	131	103	.560	35	13	.729
Susan DeKalb	1984-88	4	110	54	56	.491	35	33	.515
Linda Wunder	1988-93	5	140	88	52	.629	56	26	.683
Lisa Bradley	1993-98	5	130	80	50	.615	53	28	.654
Randy Roberts *	1997-98	0	10	5	5	.500	5	5	.500
Maria Fantanarosa	1998-13	15	449	237	212	.528	128	112	.533
Cleve Wright	2013-	2	60	15	45	.250	8	28	.222
Totals		41	1150	618	532	.537	320	245	.566

* Roberts finished out the 1997-98 season as the interim head coach (10 games)

Individual Single-Game Records

Points

- 48 Courtney Osborn, at Akron, 1-4-12
- 43 Amanda Jackson at UTSA, 12-29-07
- 40 Kim Lancaster vs. Ball State, 3-6-01
- 39 Courtney Osborn vs. Ohio, 3-9-13
- 36 Heather Cusick at Michigan St., 11-24-02
- 36 Courtney Osborn at W. Michigan, 2-12-11
- 34 Maggie Boyer vs. Cal-Bakersfield, 12-11-10
- 34 Courtney Osborn, vs. W. Michigan, 1-22-12
- 33 Courtney Osborn, vs. Bowling Green, 2-23-13
- 32 Jenny Martin vs. Kent State, 2-2-00
- 32 Monica Niemann vs. Ohio, 3-10-95
- 32 Deb Grushon vs. Eastern Michigan, 2-9-80

Assists

- 13 Courtney Osborn, vs. Chicago State, 12-28-11
- 13 Carrie Kent at Western Michigan, 1-17-96
- 13 D'Nelle Seiple vs. Wright State, 12-30-91
- 12 Courtney Osborn, vs. Iona, 12-2-11
- 12 Courtney Osborn at EKU, 11-17-10
- 12 D'Nelle Seiple at Ball State, 1-15-92
- 12 Dana Stuchul at Eastern Michigan, 1-4-84
- 12 Penny Edwards vs. Ohio, 2-1-78
- 11 Jenna Schone vs. Akron, 1-16-08
- 11 Jenna Schone, at IUPUI, 12-30-06
- 11 Jenna Schone, vs. Toledo, 1-24-07
- 11 Nicki Motto vs. Valparaiso, 12-30-03
- 11 Heather Cusick vs. Austin Peay, 11-25-00
- 11 Carrie Kent vs. Bowling Green, 1-22-97
- 11 Carrie Kent at Xavier, 12-21-94
- 11 Linda Mallender at Kent State, 1-23-85

Rebounds

- 23 Mary Kay Reeves vs. Cedarville, 1-20-75
- 20 Laura Markwood at Youngstown State, 12-8-07
- 20 AuBree Hamilton vs. Hampton, 11-4-98
- 20 Monica Niemann at Dayton, 12-11-93
- 19 Hannah McCue at Oakland, 11-28-14
- 19 Kirsten Olowinski at Buffalo, 2-18-12
- 19 Kirsten Olowinski at Akron, 1-4-12
- 19 AuBree Hamilton vs. Akron, 2-5-00
- 19 Arlethia Porter vs. Eastern Michigan, 2-23-83
- 18 Kirsten Olowinski at Eastern Michigan, 2-10-10
- 18 Monica Niemann at Kent State, 2-3-93
- 18 Arlethia Porter at Toledo, 2-8-84
- 18 Sue Ramsey vs. Tenn.-Chattanooga, 1-18-78

Field Goals Made

- 14 Courtney Osborn, at Akron, 1-4-12
- 14 Jenny Martin vs. Kent State, 2-2-2000
- 14 Mary Kay Reeves at Dayton, 1-14-76
- 13 AuBree Hamilton at Ball State, 12-3-98
- 13 Tonya Smoot at Dayton, 12-2-95
- 13 Maria Fantanarosa vs. Kent, 3-8-88
- 13 Linda Mallender at E. Michigan, 1-26-83
- 13 Linda Mallender vs. Morehead St., 11-29-82
- 13 Cindy Gibson at Western Michigan, 1-2-81
- 13 Deb Grushon vs. Eastern Michigan, 2-9-80

Field Goals Attempted

- 33 Mary Kay Reeves at Slippery Rock, 2-27-76
- 29 Courtney Osborn vs. Miami (Fla.), 1-3-10
- 27 Courtney Osborn vs. Wright State 12-9-09
- 26 Shawn Manns at Wright State, 11-28-95
- 26 Dona Layman vs. Defiance, 11-10-75
- 25 Courtney Osborn at Akron, 1-4-12
- 25 Amanda Jackson at Bowling Green, 12-1-07
- 25 Linda Mallender vs. N. Illinois, 1-19-85
- 25 Kris Livingston vs. Ohio, 1-3-81
- 24 Sue Ramsey vs. Eastern Kentucky, 2-16-78
- 24 Sue Ramsey vs. Dayton, 1-11-78

3-Pointers Made

- 9 Jamie Stewart vs. Bowling Green, 1-22-00
- 8 Carrie Kent vs. Akron, 3-1-97
- 7 Hannah McCue, vs. Valparaiso, 12-3-14
- 7 Courtney Osborn, vs. Ohio, 3-9-13
- 7 Courtney Osborn, vs. Bowling Green, 2-23-13
- 7 Courtney Osborn at W. Michigan, 2-12-11
- 7 Maggie Boyer at C. Michigan, 1-30-10
- 7 Courtney Osborn vs. Miami (Fla.), 1-3-10
- 7 Nicki Motto vs. C. Michigan, 2-21-04
- 7 Jamie Stewart vs. Bowling Green, 2-19-00
- 7 Hollie Nelsen vs. Dayton, 11-23-98
- 7 Carrie Kent vs. Ohio, 2-15-97

3-Pointers Attempted

- 18 Courtney Osborn vs. Miami (Fla.), 1-3-10
- 16 Hannah McCue vs. Valparaiso, 12-3-14
- 15 Courtney Osborn at Toledo, 1-23-10
- 15 Jamie Stewart vs. Bowling Green, 1-22-00
- 14 Courtney Osborn at W. Michigan, 2-12-11
- 14 Nicki Motto vs. Buffalo, 2-23-05
- 14 Nicki Motto vs. Ohio, 1-8-05
- 14 Nicki Motto at Marshall, 1-5-05
- 14 Nicki Motto vs. Kent State, 3-2-04
- 14 Jamie Stewart vs. Bowling Green, 2-19-00

Free Throws Made

- 20 Kim Lancaster vs. Ball State, 3-6-01
- 16 Amanda Jackson at UTSA, 12-29-07
- 15 Hollie Nelsen vs. Central Michigan, 1-3-98
- 14 Courtney Osborn, at Akron, 1-4-12
- 14 Monica Niemann vs. Ohio, 3-10-95
- 13 Courtney Osborn at W. Michigan, 2-12-11
- 13 Amanda Jackson vs. Temple, 1-2-08
- 13 Amanda Jackson vs. Saint Louis, 11-26-06
- 13 Amanda Jackson vs. Appalachian St., 11-26-04
- 13 Monica Niemann at Akron, 1-9-93

Free Throws Attempted

- 27 Kim Lancaster vs. Ball State, 3-6-01
- 19 Amanda Jackson at UTSA, 12-29-07
- 17 Courtney Osborn, at Akron, 1-4-12
- 17 Monica Niemann vs. Ohio, 3-10-95
- 17 Monica Niemann at E. Michigan, 2-22-95
- 16 Courtney Osborn at W. Michigan, 2-12-11
- 15 Courtney Osborn, at Marshall, 11-16-11
- 15 Amanda Jackson vs. St. Louis, 11-26-06
- 15 Hollie Nelson vs. Central Michigan, 1-3-98
- 15 Tonya Stubbs vs. Northern Illinois 1-19-85
- 15 Arlethia Porter vs. CMU, 2-16-83
- 15 Amy Cooley at Ohio, 2-12-83

Steals

- 10 Lisa Hayden vs. Boston College, 12-4-93
- 9 Mary Ann Myers vs. Illinois, 12-28-79
- 9 Mary Ann Myers vs. Dayton, 12-13-78
- 9 Mary Ann Myers vs. Toledo, 12-2-78
- 8 D'Nelle Seiple at Kent State, 1-12-91
- 8 Mary Ann Myers at Michigan State, 2-16-80
- 8 Mary Ann Myers at Ohio, 2-10-79
- 8 Mary Ann Myers at Marshall, 1-19-79
- 7 15 times

Blocked Shots

- 6 Amber Miller vs. Northern Illinois, 2-4-06
- 6 AuBree Hamilton vs. New Hampshire, 12-3-99
- 5 8 times



Heather Cusick



Colleen Day




Deb Grushon



Kim Lancaster



Mary Ann Myers



Jennifer Wenclewicz



Amanda Jackson



Carrie Kent



Kirsten Olowinski



Courtney Osborn

Team Single-Game Records

Most Points Scored

- 110.....vs. Wright State, 12-7-02
- 108.....vs. Western Illinois, 3-11-82
- 106.....vs. Wooster, 3-4-76
- 104.....vs. Toledo, 12-2-78
- 103.....at Akron, 1-9-02
103.....vs. Central Michigan, 2-19-82
- 102.....at Kentucky, 12-21-02
102.....at Boston University, 11-19-00
102.....vs. Northern Illinois, 1-19-85
- 101.....vs. Wis.-Milwaukee, 11-28-94
101.....vs. Cal State Bakersfld 12-11-10

Fewest Points Allowed

- 29.....vs. Cincinnati, 12-2-94
- 32.....vs. Akron, 2-24-01
32.....vs. Toledo, 2-12-78
32.....vs. Toledo, 3-3-77
- 34.....vs. Wilmington (Ohio), 2-13-75
- 35.....vs. Wright State, 2-15-78
- 36.....vs. Kent State, 12-10-77
- 37.....at Chicago State, 12-16-12
37.....vs. Central Michigan, 1-13-97
- 38.....at Akron, 1-9-93

Field Goals Made

- 52.....at Wooster, 3-4-76
- 49.....vs. Toledo, 12-2-78
- 44.....vs. Western Illinois, 3-11-82
- 43.....vs. Western Michigan, 1-22-92
43.....vs. Kent State, 2-25-89
- 41.....vs. Wright State, 12-7-02
41.....vs. Central Michigan, 2-19-82
- 40.....vs. Northern Illinois, 1-27-10
40.....vs. Cleveland State, 12-30-86
40.....vs. Northern Illinois, 1-19-85

Field Goals Attempted

- 102.....vs. Wooster, 3-4-76
- 91.....vs. Ohio, 1-3-81
- 90.....vs. Toledo, 12-2-78
- 87.....vs. Akron, 12-5-81
- 84.....vs. Wright State, 12-7-02
- 82.....at Toledo, 1-16-85
- 81.....at IPFW, 11-24-07
81.....at Ball State, 2-3-03
81.....at Marshall, 1-19-79
81.....vs. Bowling Green, 1-13-79

Field Goal Pct.

- .707 (41-58) vs. Ohio, 1-15-83
- .667 (32-48) at Ohio, 2-14-01
- .660 (31-47) vs. Kent State, 2-28-13
- .652 (30-46) vs. Kent State, 2-2-00
- .647 (33-51) vs. Kent State, 3-7-95
.647 (44-68) vs. W. Illinois, 3-11-82
- .635 (40-63) vs. N. Illinois, 1-27-10
.635 (33-52) at Cincinnati, 2-8-82
- .632 (36-57) at Kent State, 1-23-85
- .627 (37-59) vs. Kent State, 2-13-82

Rebounds

- 67.....at Wright State, 2-24-77
- 61.....vs. Northern Illinois, 1-19-85
- 60.....at Oakland, 11-28-14
60.....vs. Xavier, 12-10-83
- 59.....vs. Northern Illinois, 3-2-83
59.....vs. Eastern Michigan, 2-23-83
- 58.....vs. IPFW, 11-22-08
58.....at Kent State, 2-3-93
- 57.....at Youngstown State, 12-8-07
57.....at Cincinnati, 12-3-83

Assists

- 34.....at Cincinnati, 2-7-85
34.....vs. Western Illinois, 3-11-82
- 31.....vs. Kent State, 2-25-89
- 29.....vs. Central Michigan, 2-19-82
- 28.....vs. Northern Illinois, 1-27-10
28.....vs. Wright State, 12-30-91
28.....vs. Kent State, 2-4-87
- 27.....vs. Col. of Charleston, 12-20-99
27.....vs. Northern Illinois, 1-19-85
27.....vs. Ohio, 1-15-83
27.....vs. Morehead State, 11-29-82
27.....vs. Ohio, 1-23-82

Free Throws Made

- 44.....vs. Central Michigan, 1-3-98
- 35.....at Akron, 1-4-12
- 34.....at Boston University, 11-19-00
- 32.....vs. Buffalo, 2-28-04
- 31.....vs. Western Michigan, 1-5-98
31.....at Akron, 1-9-93
31.....at Dayton, 11-30-91
- 30.....at Cincinnati, 12-20-91
- 29.....at Ohio, 1-9-14
29.....vs. Cleveland State, 12-29-13
29.....vs. Indiana, 11-22-11
29.....at Cleveland State, 11-10-06
29.....at Marshall, 1-27-04
29.....vs. Ball State, 3-6-01
29.....at Kent State, 1-30-99
29.....vs. Wis.-Milwaukee, 11-28-94

Free Throws Attempted

- 53.....vs. Central Michigan, 1-3-98
- 48.....at Boston University, 11-19-00
- 46.....vs. Western Michigan, 1-5-98
- 44.....at Akron, 1-4-12
44.....vs. Eastern Michigan, 2-9-80
- 43.....vs. Eastern Kentucky, 1-10-79
- 42.....vs. Cleveland State, 12-29-13
- 41.....vs. Ball State, 3-6-01
41.....at Dayton, 11-30-91
41.....vs. Morehead State, 11-26-80
41.....vs. Ohio, 2-2-80

Free Throw Pct. (min. 20 att.)

- .958 (23-24) vs. Eastern Michigan, 3-12-03
- .952 (20-21) vs. Central Michigan, 2-19-03
- .950 (19-20) at Central Michigan, 2-8-97
- .923 (24-26) at Western Michigan, 1-25-97
- .917 (22-24) at Bowling Green, 2-27-82
- .905 (19-21) at Eastern Michigan, 2-10-90
.905 (19-21) at Ohio, 1-25-92
- .903 (28-31) vs. Cincinnati, 12-17-11
- .900 (18-20) vs. Toledo, 2-5-11
.900 (18-20) at Eastern Michigan, 2-16-94
.900 (18-20) vs. Akron, 1-13-96

Steals

- 27.....vs. Toledo, 12-2-78
- 23.....vs. Ball State, 1-12-92
- 22.....vs. Wis.-Milwaukee, 11-28-94
22.....at Central Michigan, 1-20-93
22.....vs. Ohio, 1-11-89
22.....vs. Ashland, 2-17-79
- 21.....vs. Eastern Michigan, 2-16-05
21.....vs. Kent State, 1-30-01
21.....vs. Boston College, 12-4-93
21.....vs. Kent State, 1-11-92
21.....vs. Akron, 12-5-81

Blocked Shots

- 10.....vs. Kent State, 2-28-13
10.....vs. Nevada, 2-22-12
10.....vs. Dayton, 12-12-09
10.....vs. Northern Illinois, 2-4-06
- 9.....vs. Ohio, 2-28-12
9.....vs. Ohio, 1-18-11
9.....vs. Akron, 1-16-10
9.....vs. Kent State, 1-10-09
9.....vs. Ball State, 2-13-08
9.....vs. Eastern Michigan, 3-2-00
9.....vs. Akron, 2-5-00
9.....vs. New Hampshire, 12-3-99
9.....vs. Eastern Michigan, 2-21-96
9.....vs. Ball State, 2-21-90

3-Point Field Goals Made

- 16.....vs. Bowling Green, 1-22-00
16.....at Ohio, 2-23-99
- 15.....at Bowling Green, 2-19-00
- 14.....vs. Valparaiso, 12-3-14
14.....vs. Akron, 3-1-97
- 13.....vs. Buffalo, 1-12-11
13.....vs. Wright State, 12-7-02
13.....at Michigan State, 11-24-02
- 12.....7 times

3-Point Field Goals Att.

- 33.....at Bowling Green, 2-19-00
- 32.....vs. Central Michigan, 1-14-15
32.....vs. Valparaiso, 12-3-15
- 31.....at Toledo 1-23-10
31.....vs. Bowling Green, 1-22-00
- 30.....at Marshall, 1-5-05
30.....at Kent State, 1-14-04
30.....vs. Kentucky, 12-20-03
30.....vs. Akron, 3-1-97
- 29.....6 times

3-Point Pct. (min. 10 att.)

- .800 (8-10) at Buffalo, 2-21-15
- .750 (9-12) vs. W. Michigan, 1-18-95
- .733 (11-15) vs. Marshall, 3-3-01
- .667 (12-18) vs. N. Illinois, 1-27-10
.667 (10-15) vs. Eastern Michigan, 1-19-94
.667 (12-18) vs. Kent State, 1-30-01
.667 (8-12) vs. Butler, 12-7-05
- .647 (11-17) vs. IUPUI, 11-17-07
- .643 (9-14) vs. Ohio, 3-9-13
- .625 (10-16) vs. Central Michigan, 1-13-01

Millett Hall Records

Points

- 39 Courtney Osborn vs. Ohio, 3-9-13
- 37 Laurie Byrd (Eastern Michigan), 2-12-81
- 36 Tiffany Webb (Wright State), 12-7-02
- 36 Angela Drake (Toledo), 2-7-96
- 36 Mimi Olson (Toledo), 1-11-95
- 35 Ashia Jones (UT Martin), 12-15-14
- 35 Kourtney Brown (Buffalo), 1-12-11
- 34 Courtney Osborn vs. W. Michigan, 1-22-12
- 34 Maggie Boyer vs. Cal State Bakersfld 12-11-10
- 33 Brittany Waters (Wake Forest), 11-21-09
- 33 Sade Logan (Robert Morris) 12-05-07

Assists

- 16 Ashley Zuber (Buffalo), 1-12-11
- 15 Nikki Kremer (Xavier), 12-12-86
- 13 Courtney Shelton (N. Illinois), 2-11-12
- 13 Courtney Osborn vs. Chicago State, 12-28-11
- 13 D'Nelle Seiple vs. Wright State, 12-30-91
- 12 Courtney Osborn vs. Iona, 12-2-11
- 11 Jenna Schone vs. Akron, 1-16-08
- 11 Jenna Schone vs. Toledo, 1-24-07
- 11 Malika Willoughby (Kent State), 3-2-04
- 11 Nicki Motto vs. Valparaiso, 12-30-03
- 11 Carrie Kent vs. Bowling Green, 1-22-97
- 11 Carrie Kent vs. Xavier, 12-5-95
- 11 Lynn VanMeter (Ball State), 1-28-95
- 11 Heather Smith (Toledo), 1-11-95
- 11 Kim Tullis vs. Kent State, 1-6-88
- 11 Amy Slowikowski (Kent State), 1-6-88

Rebounds

- 25 Leslie Schultz (Purdue), 12-2-81
- 20 Joelyn Shoup (Bowling Green), 1-2-86
- 19 AuBree Hamilton vs. Akron, 2-5-00
- 19 Arlethia Porter vs. E. Michigan, 2-23-83
- 18 Ruvanna Campbell (UIC), 11-22-14
- 18 Mauvolyene Adams (N. Illinois), 3-6-10
- 18 Nikki Thompkins (C. Michigan), 2-17-93
- 18 Felicia Hines (E. Michigan), 1-12-85
- 17 8 times

Field Goals Made

- 17 Laurie Byrd (Eastern Michigan), 2-12-81
- 14 Kourtney Brown (Buffalo), 1-12-11
- 14 Jenny Martin vs. Kent State, 2-2-00
- 13 Ashia Jones (UT Martin), 12-15-14
- 13 Tiffany Webb (Wright State), 12-7-02
- 13 Megan Boguslawski (W. Mich.), 2-14-96
- 13 Mimi Olson (Toledo), 1-11-95
- 13 Tonya Taylor (Cincinnati), 12-29-90
- 13 Maria Fantanarosa vs. Kent State, 3-8-88
- 13 Shannon Pickell (W. Michigan), 1-16-88
- 13 Linda Mallender vs. Morehead, 11-29-82
- 13 Mary Denkler (East Carolina), 1-3-82
- 13 Deb Grushon vs. E. Michigan, 2-9-80

Field Goals Attempted

- 30 Sade Logan (Robert Morris), 12-5-07
- 29 Courtney Osborn vs. Miami (Fla.), 1-3-10
- 29 Casey Rost (Western Michigan), 2-8-06
- 27 Jennifer Grandstaff (Kent State), 3-8-88
- 25 Marlene Stollings (Ohio), 2-18-98
- 25 Nicki Smith (Ohio), 2-22-92
- 25 Linda Mallender vs. N. Illinois, 1-19-85
- 24 Cha Sweeney (E. Michigan), 2-17-15
- 24 Crystal Bradford (C. Michigan), 1-14-15
- 24 Kiyanna Black (Ohio), 1-17-13
- 24 Heather Cusick vs. N. Illinois, 1-19-95
- 24 Mary Bukovac (Kent State), 1-6-88
- 24 Chris Aldridge (E. Illinois), 11-23-85

3-Point FG Made

- 9 Jamie Stewart vs. Bowl. Green, 1-22-00
- 8 Sade Logan (Robert Morris), 12-5-07
- 8 Carrie Kent vs. Akron, 3-1-97
- 8 Hannah McCue vs. Valparaiso, 12-3-14
- 7 Courtney Osborn vs. Ohio, 3-9-13
- 7 Courtney Osborn vs. Bowling Green, 2-23-13
- 7 Courtney Osborn vs. Miami (Fla.), 1-3-10
- 7 Hollie Nelsen vs. Dayton, 11-23-98
- 7 Carrie Kent vs. Ohio, 2-15-97
- 7 Lisa Hayden vs. Dayton, 12-6-94

3-Pt. FG Attempted

- 18 Courtney Osborn vs. Miami (Fla.), 1-3-10
- 16 Hannah McCue vs. Valparaiso, 12-3-14
- 16 Shonda Long (Central Michigan), 2-7-09
- 16 Jamie Stewart vs. Bowling Green, 1-22-00
- 14 Bjonee Reaves (Cincinnati), 12-17-11
- 14 Nicki Motto vs. Buffalo, 2-23-05
- 14 Nicki Motto vs. Ohio, 1-8-05
- 14 Nicki Motto vs. Kent State, 3-2-04
- 14 Heather Cusick vs. N. Illinois, 1-19-02
- 14 Jamie Stewart vs. Bowling Green, 2-19-00

Free Throws Made

- 15 Hollie Nelsen vs. C. Michigan, 1-3-98
- 14 Kara Murphy (Akron), 2-25-09
- 14 Christina Cunningham (IUPUI), 11-17-07
- 14 Lori Albers (Bowling Green), 2-29-92
- 13 Amanda Jackson vs. Temple, 1-2-08
- 13 Tiffany Wait (Kentucky), 12-20-97
- 12 Courtney Osborn vs. Northern Kentucky, 11-12-12
- 12 Kirsten Olowinski vs. Central Michigan, 2-2-11
- 12 Angela Drake (Toledo), 2-7-96
- 12 Carol Madsen (Xavier), 12-9-93

Free Throws Att.

- 19 Angela Drake (Toledo), 2-7-96
- 17 Lori Albers (Bowling Green), 2-29-92
- 16 Ruvanna Campbell (UIC), 11-22-14
- 16 Reeshema Wood (E. Michigan), 2-2-91
- 15 Kara Murphy (Akron), 2-25-09
- 15 Christina Cunningham (IUPUI), 11-17-07
- 15 Hollie Nelsen vs. C. Michigan, 1-3-98
- 15 Tonya Stubbs vs. N. Illinois, 1-19-85
- 15 Arlethia Porter vs. C. Michigan, 2-16-83

Steals

- 11 Ashia Jones (UT Martin), 12-15-14
- 10 Lindsay Austin (Bowling Green), 2-3-04
- 9 Mary Ann Myers vs. Illinois, 12-28-79
- 8 Andola Dortch (Toledo), 2-6-13
- 8 Amber Land (Eastern Michigan), 2-14-09
- 8 MeMe Large vs. Ball State, 1-10-87
- 8 Kris Livingston vs. Morehead, 11-29-82
- 8 Carol Emanuel (Purdue), 12-2-81
- 7 28 times

Blocked Shots

- 8 Heidi Gillingham (Vanderbilt), 2-15-92
- 6 Amber Miller vs. N. Illinois, 2-4-06
- 5 Kirsten Olowinski vs. Kent, 2-17-11
- 5 Lillian Pitts vs. Ohio, 1-18-11
- 5 Kirsten Olowinski vs. Ohio, 1-13-10
- 5 Kourtney Brown (Buffalo), 3-7-09
- 5 Jessica Fortman (Buffalo), 1-9-08
- 5 Kelli Stamper vs. Akron, 2-5-00
- 5 AuBree Hamilton vs. Kent State, 2-2-00
- 5 AuBree Hamilton vs. Toledo, 1-28-98
- 5 Julie Howell vs. Ball State, 2-21-90
- 5 Sharon Rose (E. Michigan), 1-28-87
- 5 D. Jackson (Indiana), 2-24-82



Kirsten Olowinski



Cindi Merrill



Nicki Motto

Miscellaneous Records/Streaks

Season Openers

74-75	at Cincinnati..... L.....	50-53	95-96	at Wright St. L.....	75-79
75-76	at Dayton L.....	67-77	96-97	Dayton W.....	57-51
76-77	Defiance W.....	82-57	97-98	at Nebraska L.....	54-88
77-78	at Toledo W.....	80-54	98-99	vs. Hampton W.....	81-80
78-79	at N. Kentucky L.....	42-66	99-00	Kentucky L.....	39-77
79-80	N. Kentucky W.....	77-70	00-01	vs. Baylor L.....	62-75
80-81	Morehead St. W.....	83-74	01-02	at Portland L.....	61-74
81-82	Purdue..... W.....	86-67	02-03	vs. Valparaiso W.....	77-54
82-83	Morehead St. W.....	94-60	03-04	at Michigan L.....	68-79
83-84	at Minnesota..... L.....	58-76	04-05	Indiana State..... W.....	62-59
84-85	Kentucky L.....	70-76	05-06	at Michigan L.....	58-75
85-86	E. Illinois..... L.....	56-64	06-07	at Cleveland St. W.....	86-84
86-87	Akron L.....	68-75	07-08	at Notre Dame..... L.....	50-98
87-88	vs. Geo. Mason W.....	48-43	08-09	at Eastern Illinois L.....	74-82
88-89	at Akron W.....	62-41	09-10	vs. Bucknell..... W.....	75-54
89-90	vs. Wichita St. W.....	73-58	10-11	vs. Kentucky..... L.....	71-84
90-91	at Xavier..... W.....	96-68	11-12	at Temple..... L.....	36-70
91-92	Xavier L.....	84-88	12-13	at E. Kentucky L.....	63-73 (OT)
92-93	vs. Valparaiso W.....	81-55	13-14	vs. E. Kentucky L.....	55-59
93-94	Louisville W.....	78-64	14-15	vs. Cin. Christian. W.....	75-53
94-95	Wisc.-Milwaukee. W.....	101-45		Overall Record: 20-21 (.488)	

Home Openers

74-75	Cedarville..... L.....	40-41	95-96	Xavier W.....	89-69
75-76	N. Kentucky L.....	48-53	96-97	Dayton W.....	57-51
76-77	Defiance W.....	82-57	97-98	Wright St. W.....	56-50
77-78	N. Kentucky L.....	61-73	98-99	Dayton W.....	64-60
78-79	Toledo W.....	104-32	99-00	Kentucky L.....	39-77
79-80	N. Kentucky W.....	77-70	00-01	Wright State..... W.....	70-63
80-81	Morehead St. W.....	83-74	01-02	Butler W.....	86-68
81-82	Purdue W.....	86-67	02-03	Wright State..... W.....	110-69
82-83	Morehead St. W.....	94-60	03-04	Saint Louis..... W.....	92-72
83-84	Xavier L.....	69-82	04-05	Indiana State W.....	62-59
84-85	Kentucky L.....	70-76	05-06	Wright State..... L.....	60-70
85-86	E. Illinois..... L.....	56-64	06-07	Northwestern L.....	51-80
86-87	Akron L.....	68-75	07-08	Radford W.....	74-67
87-88	Xavier W.....	65-47	08-09	IPFW..... W.....	73-57
88-89	Cincinnati..... L.....	46-60	09-10	Wake Forest L.....	62-78
89-90	Kentucky L.....	56-61	10-11	Kentucky L.....	71-84
90-91	Dayton L.....	67-73	11-12	Massachusetts ... W.....	81-56
91-92	Xavier L.....	84-88	12-13	N. Kentucky W.....	63-52
92-93	Dayton W.....	83-50	13-14	E. Kentucky L.....	55-59
93-94	Louisville W.....	78-64	14-15	Cin. Christian..... W.....	75-53
94-95	Wisc.-Milwaukee W.....	101-45		Overall Record: 24-17 (.585)	

MAC Openers

81-82	Akron W.....	84-60	98-99	at Ball State..... W.....	86-83
82-83	Kent W.....	81-67	99-00	Ball State..... L.....	65-77
83-84	at E. Michigan..... W.....	73-62	00-01	Buffalo L.....	56-68
84-85	at Ohio W.....	70-69	01-02	Buffalo W.....	66-60
85-86	Bowling Green... L.....	57-82	02-03	Akron W.....	84-56
86-87	Akron L.....	68-75	03-04	at Buffalo W.....	94-64
87-88	Kent W.....	73-59	04-05	at Marshall W.....	68-65
88-89	at Akron W.....	62-41	05-06	Buffalo L.....	75-78
89-90	at Ohio W.....	57-45	06-07	at Buffalo W.....	72-59
90-91	Bowling Green... L.....	44-50	07-08	Buffalo L.....	57-62
91-92	at Toledo L.....	59-78	08-09	at Akron W.....	83-63
92-93	Ball State..... W.....	68-54	09-10	at Buffalo W.....	62-55
93-94	W. Michigan..... L.....	79-86	10-11	at Kent State..... L.....	62-76
94-95	Kent W.....	70-57	11-12	at Akron W.....	95-85 (OT)
95-96	at Kent L.....	64-84	12-13	at Ball State..... L.....	59-62
96-97	at Akron W.....	73-69	13-14	vs. W. Michigan... L.....	78-88
97-98	Bowling Green... L.....	60-70	14-15	at Toledo L.....	53-63
				Overall Record: 19-15 (.559)	

Overtime Games

78-79	E. Kentucky..... W.....	84-77	00-01	Valparaiso..... W.....	71-69
	Indiana St. L.....	68-77		Ball State..... W.....	91-88
	Cincinnati..... W.....	79-77	01-02	Valparaiso..... W.....	77-74
80-81	vs. Ohio W.....	79-77	02-03	at Kentucky..... L.....	102-108
	Northwestern W.....	70-68		at Ohio W.....	80-78
81-82	at Detroit L.....	60-63		vs. E. Michigan... W.....	83-79
	vs. Calif. (Pa.)..... W.....	90-86		at Ball State..... L.....	94-97
82-83	Cincinnati..... L.....	83-84		at Kent State..... W.....	78-71
	at Ball St W.....	77-76		Marshall W.....	89-81
	at N. Illinois..... W.....	75-73	03-04	vs. Wichita State... W.....	82-78
84-85	Dayton L.....	73-75		at Kent State..... L.....	77-82
	N. Illinois..... W.....	102-95		at C. Michigan..... W.....	81-77
86-87	Cincinnati..... W.....	78-76	04-05	at Seton Hall..... L.....	58-64
	C. Michigan..... L.....	65-72	05-06	Kent State..... L.....	78-83
90-91	Toledo W.....	72-67	06-07	vs. Northern Iowa L.....	66-73
	E. Michigan..... L.....	66-69	07-08	at IPFW L.....	74-79
92-93	Kent L.....	69-79		at UTSA L.....	89-90
93-94	Ohio W.....	63-56		vs. Ohio W.....	82-72
94-95	vs. Toledo..... L.....	65-79	08-09	at Dayton..... W.....	69-66
95-96	at Wright St..... L.....	75-79		vs. Butler L.....	81-86
	at Ohio W.....	79-76	09-10	vs. App. State L.....	76-79
	Toledo L.....	91-93	11-12	at Akron W.....	95-85
97-98	Toledo L.....	59-65		at Kent State..... W.....	69-65
	Ohio L.....	73-77	12-13	at E. Kentucky L.....	63-73
98-99	at Buffalo..... L.....	81-87	13-14	at W. Michigan..... L.....	75-86
99-00	Butler W.....	99-92		Overall Record: 26-25 (.510)	

Streaks

Wins	Losses
Overall: 14 in 1983	Overall: 11 from 1983-84
Season: 14 in 1983	Season: 10 in 2009 and 2015
Home (overall): 13 from 1981-82	Home (overall): 8 in 2014-15
Home (season): 11 in 1981	Home (season): 8 in 2014-15
Road (overall): 12 in 1989 *	Road (overall): 8 in 2006-07 *
Road (season): 12 in 1989 *	Road (season): 8 in 2006-07 *
*includes neutral-site games	

100-Point games

Miami	Opponents				
02-03	Wright State..... W.....	110-69	02-03	at Kentucky L.....	102-108
81-82	vs. W. Illinois..... W.....	108-54	09-10	at Kentucky L.....	53-107
75-76	at Wooster W.....	106-63	80-81	at Tenn. Tech L.....	62-106
78-79	Toledo W.....	104-32	86-87	at Providence L.....	91-102
01-02	at Akron W.....	103-67	77-78	at Tennessee L.....	33-100
81-82	vs. C. Michigan W.....	103-56			
84-85	N. Illinois..... W.....	102-95			
00-01	vs. Boston U..... W.....	102-97			
02-03	at Kentucky L.....	102-108			
94-95	Wis.-Milwaukee W.....	101-45			
10-11	Cal State Bakersfld W.....	101-92			
99-00	Bowling Green W.....	100-69			

Miscellaneous records/facts

Most Points Scored by Miami..... 110 vs. Wright State (W, 110-69); 12-7-02	Largest Margin of Victory 72 vs. Toledo (W, 104-32); 12-2-78
Most Points Scored by an Opponent..... 108 at Kentucky (L, 108-102 OT); 12-21-03	Largest Margin of Defeat 67 at Tennessee (L, 100-33); 11-23-77
Highest Aggregate Point Total..... 210 at Kentucky (L, 108-102 OT); 12-21-03	Highest Home Attendance 2,837 vs. Ohio (L, 79-65); 2-19-86
Fewest Points Scored by Miami..... 33 at Tennessee (L, 100-33); 11-23-77	Highest Attendance Away From Home..... 6,034 at Notre Dame (L, 98-50); 11-9-07
Fewest Points Scored by an Opponent 29 vs. Cincinnati (W, 68-29); 12-2-94	Most Personal Fouls in a Game..... 37, vs. Kentucky; 11-14-10
Lowest Aggregate Point Total 81 vs. Cedarville (L, 41-40); 1-20-74	Fewest Personal Fouls in a Game..... 7 vs. Northern Kentucky (W, 81-65); 2-17-82
Most Points Scored by Miami in a Half 63 (Second), vs. CSUB (W, 101-94); 12-11-10	Triple Doubles..... 1 by Linda Mallender vs. Dayton, 12-14-84 (10 pts., 12 reb., 10 ast.)

Single-Season Records

Points

1.	712	Amanda Jackson, 2007-08
2.	591	Courtney Osborn, 2012-13
3.	542	Courtney Osborn, 2011-12
4.	524	Heather Cusick, 2001-02
	524	Mary Ann Myers, 1981-82
6.	520	Courtney Osborn, 2010-11
7.	515	Amanda Jackson, 2006-07
8.	513	Courtney Osborn, 2009-10
9.	499	Linda Mallender, 1982-83
10.	481	Jenna Schone, 2008-09

Assists

1.	175	Jenna Schone, 2007-08
2.	169	Courtney Osborn, 2011-12
3.	168	Heather Cusick, 2001-02
4.	167	D'Nelle Seiple, 1991-92
5.	159	Carrie Kent, 1995-96
6.	155	Heather Cusick, 2000-01
7.	152	Nicki Motto, 2003-04
8.	148	Courtney Osborn, 2012-13
9.	140	Heather Cusick, 2002-03
	140	Linda Mallender, 1982-83

Rebounds

1.	359	Laura Markwood, 2007-08
2.	336	<i>Kirsten Olowinski, 2012-13</i>
3.	332	Kirsten Olowinski, 2010-11
4.	298	Kirsten Olowinski, 2011-12
5.	285	AuBree Hamilton, 1998-99
6.	261	Monica Niemann, 1992-93
7.	259	Colleen Day, 2003-04
	259	Monica Niemann, 1994-95
9.	255	AuBree Hamilton, 1999-00
10.	252	Monica Niemann, 1993-94

Field Goals Made

1.	239	Amanda Jackson, 2007-08
2.	211	Linda Mallender, 1982-83
3.	196	Maria Fantanarosa, 1987-88
4.	194	Mary Ann Myers, 1981-82
5.	185	Courtney Osborn, 2012-13
6.	184	Heather Cusick, 2001-02
7.	178	Kris Livingston, 1981-82
8.	176	Cindi Merrill, 2004-05
9.	175	Amanda Jackson, 2006-07
	175	Kris Livingston, 1980-81

Field Goals Attempted

1.	607	Amanda Jackson, 2007-08
2.	473	Courtney Osborn, 2009-10
3.	464	Jenna Schone, 2008-09
4.	460	Mary Kay Reeves, 1975-76
5.	459	Cindi Merrill, 2004-05
6.	457	Courtney Osborn, 2011-12
7.	444	Amanda Jackson, 2006-07
8.	443	Courtney Osborn, 2010-11
9.	442	Jenna Schone, 2007-08
10.	441	Courtney Osborn, 2012-13

Field Goal Pct. (100 att.)

1.	.633 (107-169)	Meredith Shelley, 1994-95
2.	.597 (126-211)	Karen Theis, 1984-85
3.	.587 (152-259)	Meredith Shelley, 1995-96
4.	.568 (92-162)	Tonya Stubbs, 1982-83
5.	.567 (101-178)	Kelley Berens, 1991-92
6.	.566 (211-373)	Linda Mallender, 1982-83
7.	.565 (65-115)	Karen Kin, 1981-82
8.	.562 (82-146)	D'Nelle Seiple, 1990-91
9.	.557 (160-287)	Tonya Stubbs, 1984-85
10.	.554 (67-121)	Erica Almady, 2012-13

3-Point Field Goals Made

1.	91	Courtney Osborn, 2012-13
2.	84	Jenna Schone, 2007-08
3.	79	Nicki Motto, 2003-04
4.	75	Nicki Motto, 2004-05
5.	73	Heather Cusick, 2001-02
	73	Courtney Osborn, 2009-10
7.	71	Courtney Osborn, 2010-11
8.	68	Jamie Stewart, 1999-00
	68	Lisa Hayden, 1994-95
10.	67	Lisa Hayden, 1993-94

3-Point Field Goals Att.

1.	245	Nicki Motto, 2004-05
2.	226	Courtney Osborn, 2012-13
3.	222	Jenna Schone, 2007-08
4.	220	Courtney Osborn, 2010-11
5.	216	Nicki Motto, 2003-04
6.	215	Courtney Osborn, 2009-10
7.	213	Heather Cusick, 2001-02
8.	210	Courtney Osborn, 2011-12
9.	200	Amanda Jackson, 2007-08
10.	197	Jamie Stewart, 1999-00

Free Throws Made

1.	175	Amanda Jackson, 2007-08
2.	152	Courtney Osborn, 2011-12
3.	136	Mary Ann Myers, 1981-82
4.	131	Monica Niemann, 1994-95
5.	130	Courtney Osborn, 2012-13
6.	123	Courtney Osborn, 2010-11
7.	119	Colleen Day, 2003-04
8.	117	Monica Niemann, 1992-93
	117	Amanda Jackson, 2006-07
10.	114	Mary Ann Myers, 1980-81

Free Throws Attempted

1.	207	Amanda Jackson, 2007-08
2.	192	Anita Quinton, 1976-77
3.	187	Monica Niemann, 1994-95
4.	185	Mary Ann Myers, 1981-82
	185	Courtney Osborn, 2011-12
6.	164	Courtney Osborn, 2012-13
7.	156	Courtney Osborn, 2010-11
8.	154	Mary Ann Myers, 1980-81
9.	149	Colleen Day, 2003-04
10.	148	Kim Lancaster, 2000-01

Free Throw Pct. (50 made)

1.	.897 (78-87)	Julie Howell, 1989-90
2.	<i>.884 (61-69)</i>	<i>Nicole Anderson, 2013-14</i>
3.	.881 (52-59)	Hollie Nelsen, 2000-01
4.	.860 (92-107)	Colleen Day, 2002-03
5.	.845 (175-207)	Amanda Jackson, 2007-08
6.	.843 (59-70)	Carrie Kent, 1996-97
7.	.838 (83-99)	Heather Cusick, 2001-02
8.	.836 (117-140)	Amanda Jackson, 2006-07
9.	.833 (85-102)	Julie Howell, 1990-91
10.	.830 (117-141)	Monica Niemann, 1992-93

Steals

1.	124	Mary Ann Myers, 1979-80
2.	109	Mary Ann Myers, 1978-79
3.	97	Mary Ann Myers, 1981-82
4.	90	Heather Cusick, 2002-03
5.	89	Amanda Jackson, 2006-08
6.	86	Monica Niemann, 1992-93
	86	Heather Cusick, 2001-02
8.	85	Linda Mallender, 1982-83
9.	84	Amanda Jackson, 2003-04
10.	82	D'Nelle Seiple, 1991-92

Blocked Shots

1.	55	Kirsten Olowinski, 2012-13
2.	51	Stephanie Ford, 2007-08
	51	AuBree Hamilton, 1999-00
4.	46	AuBree Hamilton, 1998-99
	46	Amy Franz, 1985-86
6.	44	Kirsten Olowinski, 2011-12
7.	42	Kirsten Olowinski, 2009-10
8.	38	Linda Mallender, 1982-83
9.	36	AuBree Hamilton, 1997-98
	36	Kirsten Olowinski, 2010-11

20-Point Games

1.	19	Amanda Jackson, 2007-08
2.	13	Courtney Osborn, 2009-10
	13	Courtney Osborn, 2011-12
	13	Courtney Osborn, 2012-13
5.	12	Amanda Jackson, 2006-07
	12	Heather Cusick, 2001-02
7.	11	Cindi Merrill, 2004-05
8.	10	Linda Mallender, 1982-83
9.	9	Mary Ann Myers, 1981-82
	9	Courtney Osborn, 2010-11

Double-Doubles

1.	13	Monica Niemann, 1994-95
	13	Kirsten Olowinski, 2010-11
	13	Kirsten Olowinski, 2011-12
4.	11	Monica Niemann, 1993-94
	11	Kirsten Olowinski, 2012-13
5.	10	AuBree Hamilton, 1998-99
7.	9	Laura Markwood, 2007-08
	9	Tonya Stubbs, 1983-84
	9	Tonya Stubbs, 1984-85
	9	Monica Niemann, 1992-93

Bold=player still on team
Italic = record set last season

Class Single-Season Records

Points

SENIOR	
Amanda Jackson (2007-08).....	712
JUNIOR	
Courtney Osborn (2011-12).....	542
SOPHOMORE	
Courtney Osborn (2010-11).....	520
FRESHMAN	
Courtney Osborn (2009-10).....	513

Assists

SENIOR	
D'Nelle Seiple (1991-92).....	167
JUNIOR	
Jenna Schone (2007-08).....	175
SOPHOMORE	
Heather Cusick (2000-01).....	155
FRESHMAN	
Heather Cusick (1999-00).....	133

Rebounds

SENIOR	
Laura Markwood (2007-08).....	359
JUNIOR	
Kirsten Olowinski (2011-12).....	298
SOPHOMORE	
Kirsten Olowinski (2010-11).....	332
FRESHMAN	
Kirsten Olowinski (2009-10).....	188



Courtney Osborn broke numerous class records during her time at Miami. She holds the freshmen (513), sophomore (520) and junior (542) class scoring records.

Field Goals Made

SENIOR	
Amanda Jackson (2007-08).....	239
JUNIOR	
Maria Fantanarosa (1987-88).....	194
SOPHOMORE	
Linda Mallender (1982-83).....	211
FRESHMAN	
Deb Grushon (1979-80).....	168

Field Goals Attempted

SENIOR	
Amanda Jackson (2007-08).....	607
JUNIOR	
Courtney Osborn (2011-12).....	457
SOPHOMORE	
Mary Kay Reeves (1975-76).....	460
FRESHMAN	
Courtney Osborn (2009-10).....	473

Field Goal Pct. (min. 100 att.)

SENIOR	
Meredith Shelley (1995-96).....	.587 (152-259)
JUNIOR	
Karen Theis (1984-85).....	.597 (126-211)
SOPHOMORE	
Meredith Shelley (1994-95).....	.633 (107-169)
FRESHMAN	
Kim Smith (2001-02).....	.550 (60-109)

3-Point Field Goals Made

SENIOR	
Courtney Osborn (2012-13).....	91
JUNIOR	
Jenna Schone (2007-08).....	84
SOPHOMORE	
Courtney Osborn (2010-11).....	71
FRESHMAN	
Courtney Osborn (2009-10).....	73

3-Point Field Goal Att.

SENIOR	
Nicki Motto (2004-05).....	245
JUNIOR	
Jenna Schone (2007-08).....	222
SOPHOMORE	
Courtney Osborn (2010-11).....	220
FRESHMAN	
Courtney Osborn (2009-10).....	215

Free Throws Made

SENIOR	
Amanda Jackson (2007-08).....	175
JUNIOR	
Courtney Osborn (2011-12).....	152
SOPHOMORE	
Courtney Osborn (2010-11).....	123
FRESHMAN	
Monica Niemann (1991-92).....	111

Free Throws Attempted

SENIOR	
Amanda Jackson (2007-08).....	207
JUNIOR	
Courtney Osborn (2011-12).....	185
SOPHOMORE	
Courtney Osborn (2010-11).....	156
FRESHMAN	
Anita Quinton (1976-77).....	192

Free Throw Pct. (min. 50 made)

SENIOR	
Hollie Nelsen (2000-01).....	.881 (52-59)
JUNIOR	
Colleen Day (2002-03).....	.860 (92-107)
SOPHOMORE	
Julie Howell (1989-90).....	.897 (78-87)
FRESHMAN	
Nicole Anderson (2013-14).....	.884 (61-69)

Steals

SENIOR	
Mary Ann Myers (1981-82).....	97
JUNIOR	
Heather Cusick (2001-02).....	86
SOPHOMORE	
Mary Ann Myers (1979-80).....	124
FRESHMAN	
Mary Ann Myers (1978-79).....	109

Blocks

SENIOR	
Kirsten Olowinski (2012-13).....	55
JUNIOR	
Stephanie Ford (2007-08).....	51
SOPHOMORE	
Amy Franz (1985-86).....	46
FRESHMAN	
Kirsten Olowinski (2009-10).....	42

Single-Season Team Highs/Lows

Points

MIAMI

High
2,557 (1981-82—33 games)
Low
1,386 (1977-78—20 games)

OPPONENT

High
2,320 (2006-07—30 games)
Low
1,138 (1977-78—20 games)

Points Per Game

MIAMI

High
77.5 (1981-82—33 games)
Low
55.2 (2014-15—30 games)

OPPONENT

High
77.3 (2006-07—30 games)
Low
56.9 (1977-78—20 games)

Assists

MIAMI

High
530 (1981-82—33 games)
Low
213 (1978-79—24 games)

OPPONENT

High
491 (2006-07—30 games)
Low
151 (1978-79—24 games)

Rebounds

MIAMI

High
1,340 (1981-82—33 games)
Low
872 (1978-79—24 games)

OPPONENT

High
1,354 (2007-08—34 games)
Low
822 (1977-78—20 games)

Rebounds Per Game

MIAMI

High
44.3 (1977-78—20 games)
Low
31.4 (1988-89—28 games)

OPPONENT

High
42.5 (2006-07—30 games)
Low
34.3 (2012-13—32 games)

Offensive Rebounds

MIAMI

High
502 (2007-08—34 games)
Low
299 (1988-89—28 games)

OPPONENT

High
495 (2009-10—31 games)
Low
340 (1998-99—26 games)

Defensive Rebounds

MIAMI

High
824 (2012-13—32 games)
Low
564 (1990-91—28 games)

OPPONENT

High
913 (2007-08—34 games)
Low
640 (1989-90—28 games)

Field Goals Made

MIAMI

High
998 (1981-82—33 games)
Low
558 (1977-78—20 games)

OPPONENT

High
954 (1981-82—33 games)
Low
454 (1977-78—20 games)

Field Goals Attempted

MIAMI

High
2,167 (2007-08—34 games)
Low
1,516 (1977-78—20 games)

OPPONENT

High
2,239 (1981-82—33 games)
Low
1,341 (1977-78—20 games)

Field Goal Percentage

MIAMI

High
.488—785-1608 (1982-83—27 games)
Low
.354—572-1,615 (2014-15—30 games)

OPPONENT

High
.475—764-1,610 (1983-84—25 games)
Low
.339—454-1341 (1977-78—20 games)

Free Throws Made

MIAMI

High
561 (1981-82—33 games)
Low
210 (1977-78—20 games)

OPPONENT

High
566 (2010-11—32 games)
Low
228 (1977-78—20 games)

Free Throws Attempted

MIAMI

High
853 (1981-82—33 games)
Low
377 (1977-78—20 games)

OPPONENT

High
788 (2009-10—31 games)
Low
400 (1977-78—20 games)

Free Throw Pct.

MIAMI

High
.771 (2011-12—31 games)
Low
.557 (1977-78—20 games)

OPPONENT

High
.732 (2000-01—29 games)
Low
.560 (1978-79—24 games)

3-Pointers Made

MIAMI

High
233 (2007-08—34 games)
Low
6 (1988-89—28 games)

OPPONENT

High
237 (2013-14—30 games)
Low
9 (1986-87—27 games)

3-Pointers Attempted

MIAMI

High
686 (2007-08—34 games)
Low
38 (1988-89—28 games)

OPPONENT

High
713 (2013-14—30 games)
Low
20 (1986-87—27 games)

3-Point Field Goal Pct.

MIAMI

High
.435—64-147 (1989-90—28 games)
Low
.158—6-38 (1988-89—28 games)

OPPONENT

High
.372—10-188 (1990-91—28 games)
Low
.241—28-116 (1989-90—28 games)

Steals

MIAMI

High
364 (1991-92—28 games)
Low
159 (2014-15—30 games)

OPPONENT

High
349 (2012-13—32 games)
Low
222 (1992-93—28 games)

Blocked Shots

MIAMI

High
147 (2009-10—31 games)
Low
50 (1990-91—28 games)

OPPONENT

High
126 (2012-13—32 games)
Low
42 (1994-95—29 games)

Turnovers

MIAMI

High
661 (1991-92—28 games)
Low
412 (1992-93—28 games)

OPPONENT

High
699 (1991-92—28 games)
Low
414 (2013-14—30 games)

Personal Fouls

MIAMI

High
677 (2009-10—31 games)
Low
295 (1977-78—20 games)

OPPONENT

High
758 (1981-82—33 games)
Low
400 (1977-78—20 games)

Year-by-Year Team Statistics

Year	GP	FG	FGA	Pct	3FG	FGA	Pct	FT	FTA	Pct	Off	Def	Tot	Avg	PF	FO	A	TO	Blk	Stl	Pts	Avg
1975-76	21	529	1636	.323	—	—	—	212	406	.522	—	—	823	39.2	491	19	94	—	—	—	1270	60.5
1976-77	21	533	1442	.370	—	—	—	184	348	.529	—	—	968	46.1	434	9	252	—	—	—	1250	59.5
1977-78*	20	588	1516	.388	—	—	—	210	377	.557	—	—	885	44.3	395	16	307	—	—	—	1386	69.3
1978-79	24	638	1541	.414	—	—	—	306	520	.588	—	—	872	36.3	465	16	213	—	—	—	1582	65.9
1979-80	29	795	1799	.442	—	—	—	408	637	.641	—	—	1088	37.5	563	7	298	—	—	—	1998	68.9
1980-81	33	910	2132	.427	—	—	—	477	737	.647	—	—	1273	38.6	587	7	302	—	—	—	2297	69.6
1981-82	33	998	2080	.480	—	—	—	561	853	.658	—	—	1340	40.6	581	17	530	—	—	—	2557	77.5
1982-83	27	785	1608	.488	—	—	—	369	587	.629	—	—	1131	41.9	482	9	410	—	—	—	1939	71.8
1983-84	25	642	1528	.420	—	—	—	270	443	.610	—	—	1001	40.0	505	17	323	—	—	—	1554	62.2
1984-85	27	781	1623	.481	—	—	—	289	472	.612	—	—	1132	41.9	543	18	456	—	—	214	1851	68.6
1985-86	27	739	1723	.429	—	—	—	331	475	.697	—	—	1094	40.5	584	25	413	—	—	271	1809	66.2
1986-87	27	794	1766	.443	15	62	.242	267	692	.681	—	—	1096	40.6	530	15	432	—	—	217	1900	70.4
1987-88	29	743	1684	.436	15	56	.268	288	415	.694	—	—	1040	35.9	492	11	463	—	—	228	1819	62.7
1988-89	28	722	1635	.442	6	38	.158	299	402	.744	299	581	880	31.4	436	8	454	524	62	296	1749	62.5
1989-90	28	790	1712	.461	64	147	.435	297	386	.769	335	607	942	33.6	472	5	401	519	105	298	1941	69.3
1990-91	28	781	1697	.460	31	117	.265	320	435	.736	358	564	922	32.9	499	11	523	550	50	329	1913	68.3
1991-92	28	764	1737	.440	52	167	.311	491	652	.753	376	705	1081	38.6	588	14	473	621	69	364	2071	74.0
1992-93	28	738	1749	.422	50	162	.309	403	437	.750	406	619	1025	36.6	482	3	399	412	62	315	1929	68.9
1993-94	27	705	1651	.427	119	338	.352	348	501	.695	405	579	984	66.4	459	12	427	513	52	339	1877	69.5
1994-95	29	793	1783	.445	150	440	.341	378	531	.712	387	697	1084	37.4	488	5	486	473	79	307	2114	72.9
1995-96	28	739	1682	.439	140	435	.322	370	516	.717	335	696	1031	36.8	470	8	398	484	78	261	1988	71.0
1996-97	29	663	1588	.418	154	488	.316	411	554	.742	335	668	1003	34.6	546	6	399	542	73	291	1891	65.2
1997-98	27	603	1563	.386	110	348	.316	451	647	.697	394	688	1082	40.1	552	13	332	612	89	296	1767	65.4
1998-99	26	646	1588	.407	157	485	.324	358	514	.696	341	679	1020	39.2	558	16	324	522	86	197	1807	69.5
1999-00	28	699	1708	.409	184	556	.331	342	515	.664	362	762	1124	40.1	517	8	399	562	104	274	1924	68.7
2000-01	29	771	1724	.447	180	498	.361	474	649	.730	331	709	1040	35.9	561	12	432	522	89	337	2196	75.7
2001-02	30	783	1786	.438	171	484	.353	418	579	.722	399	694	1093	36.4	505	9	446	560	77	352	2155	71.8
2002-03	29	793	1867	.425	174	531	.328	403	552	.730	420	687	1107	38.2	564	18	440	476	78	309	2163	74.6
2003-04	31	879	2043	.430	169	534	.316	464	614	.756	470	784	1254	40.5	578	14	467	516	70	350	2391	77.1
2004-05	29	684	1819	.376	154	545	.283	355	509	.697	438	683	1121	38.7	506	14	334	472	68	318	1877	64.7
2005-06	28	642	1754	.366	142	483	.294	324	471	.688	436	686	1122	40.1	505	9	328	479	84	249	1750	62.5
2006-07	30	786	1989	.395	158	489	.323	451	617	.731	410	692	1102	36.7	597	20	394	474	58	322	2181	72.7
2007-08	34	857	2167	.395	233	686	.340	479	659	.727	502	819	1321	38.9	643	24	468	515	98	348	2426	71.4
2008-09	31	736	1866	.394	146	442	.330	414	573	.723	426	748	1174	37.9	599	12	415	534	119	288	2032	65.5
2009-10	31	719	1817	.396	170	515	.330	436	574	.760	377	714	1091	35.2	677	34	407	621	147	325	2044	65.9
2010-11	30	719	1820	.395	187	561	.333	462	603	.766	401	748	1149	38.3	669	24	385	534	103	237	2087	69.6
2011-12	31	736	1828	.403	168	535	.314	472	612	.771	440	810	1250	40.3	489	7	389	526	129	256	2112	68.1
2012-13	32	775	1767	.439	175	508	.344	372	520	.715	402	824	1226	38.3	473	7	423	594	131	270	2097	65.5
2013-14	30	651	1685	.386	189	603	.313	456	614	.743	402	749	1151	38.4	620	13	362	573	69	182	1947	64.9
2014-15	30	572	1615	.354	141	503	.280	371	520	.713	364	766	1130	37.7	539	11	317	546	92	159	1656	55.2

Team statistics from the 1974-75 season are unavailable.

* The 1977-78 statistics are missing one game.

Year-by-Year Leaders

Points

Season	Player	G	FG	FT	Pts.	Avg.
1975-76	Mary Kay Reeves	21	158	45	361	17.2
1976-77	Mary Kay Reeves	21	96	29	273	13.0
1977-78	Mary Kay Reeves	20	113	32	258	12.9
1978-79	Mary Ann Myers	24	131	78	340	14.2
1979-80	Deb Grushon	29	168	67	403	13.9
1980-81	Mary Ann Myers	32	134	114	382	11.9
1981-82	Mary Ann Myers	32	194	136	524	16.4
1982-83	Linda Mallender	27	211	77	499	18.5
1983-84	Tonya Stubbs	24	124	48	296	12.3
1984-85	Tonya Stubbs	27	160	70	390	14.4
1985-86	LaRae Pettit	27	113	69	295	10.9
1986-87	LaRae Pettit	27	136	48	323	12.0
1987-88	Maria Fantanarosa	29	194	59	453	15.6
1988-89	Maria Fantanarosa	28	150	35	336	12.0
1989-90	Adrienne Spatz	28	153	24	371	13.3
1990-91	Julie Howell	28	152	85	389	13.9
1991-92	Julie Howell	28	169	71	410	14.6
1992-93	Monica Niemann	28	151	117	422	15.1
1993-94	Monica Niemann	27	145	91	382	14.1
1994-95	Monica Niemann	29	174	131	479	16.5
1995-96	Jennifer Wenclewicz	28	133	90	397	14.2
1996-97	Jennifer Wenclewicz	27	116	84	350	13.0
1997-98	Jamie Stewart	27	83	92	315	11.7
1998-99	Jamie Stewart	26	116	79	371	14.3
1999-00	Jenny Martin	22	108	69	286	13.0
2000-01	Kim Lancaster	29	169	94	432	14.9
2001-02	Heather Cusick	30	184	83	524	17.5
2002-03	Heather Cusick	29	164	74	453	15.6
2003-04	Colleen Day	31	168	119	465	15.0
2004-05	Cindi Merrill	28	176	96	479	17.1
2005-06	Cindi Merrill	25	127	87	364	14.6
2006-07	Amanda Jackson	30	175	117	515	17.2
2007-08	Amanda Jackson	33	239	175	712	21.6
2008-09	Jenna Schone	31	165	94	481	15.5
2009-10	Courtney Osborn	31	166	108	513	16.5
2010-11	Courtney Osborn	30	163	123	520	17.3
2011-12	Courtney Osborn	31	163	152	542	17.5
2012-13	Courtney Osborn	31	185	130	591	19.1
2013-14	Hannah Robertson	30	140	53	381	12.7
2014-15	Baleigh Reid	30	113	83	320	10.7

Rebounds

Season	Player	G	Reb.	Avg.
1975-76	Mary Kay Reeves	21	213	10.1
1976-77	Mary Kay Reeves	21	220	10.5
1977-78	Mary Kay Reeves	20	173	8.7
1978-79	Carol Fettig	22	152	6.9
1979-80	Carol Fettig	29	179	6.2
1980-81	Amy Cooley	33	201	6.1
1981-82	Tonya Stubbs	30	179	6.0
1982-83	Arlethia Porter	27	221	8.2
1983-84	Tonya Stubbs	24	209	8.7
1984-85	Tonya Stubbs	27	238	8.8
1985-86	LaRae Pettit	27	182	6.7
1986-87	LaRae Pettit	27	224	8.3
1987-88	Gaby Downey	29	160	5.5
1988-89	Gaby Downey	27	129	4.8
1989-90	Julie Howell	28	163	5.8
1990-91	Julie Howell	28	143	5.1
1991-92	Julie Howell	28	188	6.7
1992-93	Monica Niemann	28	261	9.3
1993-94	Monica Niemann	27	252	9.3
1994-95	Monica Niemann	29	259	8.9
1995-96	Meredith Shelley	28	204	7.3
1996-97	Tonya Smoot	29	168	5.8
1997-98	AuBree Hamilton	26	245	9.4
1998-99	AuBree Hamilton	24	285	11.9
1999-00	AuBree Hamilton	28	255	9.1
2000-01	Kim Lancaster	29	160	5.5
2001-02	Colleen Day	30	207	6.9

2002-03	Colleen Day	29	186	6.4
2003-04	Colleen Day	31	259	8.4
2004-05	Kim Smith	29	173	6.0
2005-06	Amber Miller	28	144	5.1
2006-07	Eve Pyle	21	150	7.1
2007-08	Laura Markwood	34	359	10.6
2008-09	Jaclyn Leininger	31	185	6.0
2009-10	Ashleigh Brown	31	190	6.1
2010-11	Kirsten Olowinski	30	238	7.9
2011-12	Kirsten Olowinski	30	298	9.9
2012-13	Kirsten Olowinski	32	336	10.5
2013-14	Nicole Anderson	30	171	5.7
2014-15	Hannah McCue	30	237	7.9

Assists

Season	Player	G	Ast.	Avg.
1975-76	Dona Layman	21	14	0.7
1976-77	Kathy O'Malley	21	66	3.1
1977-78	Sue Ramsey	20	101	5.1
1978-79	Mary Ann Myers	24	66	2.8
1979-80	Mary Ann Myers	28	86	3.1
1980-81	Amy Cooley	33	68	2.1
1981-82	Mary Ann Myers	32	125	3.9
1982-83	Linda Mallender	27	140	5.2
1983-84	Dana Stuchul	25	112	4.5
1984-85	Linda Mallender	27	129	4.8
1985-86	Denise Ryan	27	98	3.6
1986-87	Denise Ryan	27	100	3.7
1987-88	Kim Tullis	29	128	4.4
1988-89	Maria Fantanarosa	28	125	4.5
1989-90	Regina Smith	28	130	4.6
1990-91	Regina Smith	27	109	4.0
1991-92	D'Nelle Seiple	27	167	6.2
1992-93	Heidi Blomberg	28	115	4.1
1993-94	Lori Williams	23	92	4.0
1994-95	Carrie Kent	29	133	4.6
1995-96	Carrie Kent	28	159	5.7
1996-97	Carrie Kent	29	113	3.9
1997-98	Jamie Stewart	27	62	2.3
1998-99	Jamie Stewart	26	88	3.3
1999-00	Heather Cusick	28	133	4.8
2000-01	Heather Cusick	29	155	5.3
2001-02	Heather Cusick	30	168	5.6
2002-03	Heather Cusick	29	140	4.8
2003-04	Nicki Motto	31	152	4.9
2004-05	Nicki Motto	29	95	3.3
2005-06	Jenna Schone	28	114	4.1
2006-07	Jenna Schone	30	136	2.3
2007-08	Jenna Schone	34	175	5.1
2008-09	Jenna Schone	31	138	4.5
2009-10	Courtney Osborn	31	128	4.1
2010-11	Courtney Osborn	30	123	4.1
2011-12	Courtney Osborn	31	169	5.5
2012-13	Courtney Osborn	31	148	4.8
2013-14	Courtney Larson	30	66	2.2
2014-15	Courtney Larson	30	84	2.9

Steals

Season	Player	G	Steals	Avg.
1978-79	Mary Ann Myers	24	109	4.5
1979-80	Mary Ann Myers	29	130	4.5
1980-81	Mary Ann Myers	33	81	2.5
1981-82	Mary Ann Myers	33	97	2.9
1982-83	Linda Mallender	27	85	3.1
1983-84	Tonya Stubbs	24	44	1.8
1984-85	Linda Mallender	27	45	1.7
1985-86	Lisa Minson	26	59	2.3
1986-87	MeMe Large	27	47	1.7
1987-88	Kim Tullis	29	78	2.7
1988-89	Regina Smith	26	53	2.0
1989-90	Regina Smith	28	74	2.6
1990-91	D'Nelle Seiple	25	57	2.3



Carol Fettig




Beth Roederer



Kim Tullis



Dana Calkins



Denise Ryan



Regina Smith

Year-by-Year Leaders

1991-92	D'Nelle Seiple	27	82	3.0	1977-78	Anita Quinton	35	50	700
1992-93	Monica Niemann	28	86	3.1	1978-79	Mary Ann Myers	78	125	624
1993-94	Monica Niemann	27	64	2.4	1979-80	Carol Fettig	59	76	776
1994-95	Monica Niemann	29	69	2.4	1980-81	Mary Ann Myers	114	154	740
1995-96	Jennifer Wenclewicz	28	72	2.6	1981-82	Mary Ann Myers	136	185	735
1996-97	Jennifer Wenclewicz	27	66	2.4	1982-83	Amy Cooley	74	103	718
1997-98	Hollie Nelsen	26	42	1.6	1983-84	Annie Kerregan	38	57	667
1998-99	Hollie Nelsen	24	41	1.7	1984-85	Linda Mallender	69	100	690
1999-00	Heather Cusick	28	70	2.5	1985-86	LaRae Pettit	69	88	784
2000-01	Heather Cusick	29	61	2.1	1986-87	Lisa Minson	34	45	756
2001-02	Heather Cusick	30	86	2.9	1987-88	Kim Tullis	54	71	761
2002-03	Heather Cusick	29	90	3.1	1988-89	Julie Howell	34	41	829
2003-04	Amanda Jackson	31	84	2.7	1989-90	Julie Howell	78	87	897
2004-05	Amanda Jackson	27	60	2.2	1990-91	Julie Howell	85	102	833
2005-06	Jenna Schone	28	47	1.7	1991-92	Lisa Hayden	38	42	905
2006-07	Amanda Jackson	30	80	2.7	1992-93	Monica Niemann	117	141	830
2007-08	Amanda Jackson	33	89	2.7	1993-94	Lisa Kovack	44	54	815
2008-09	Jenna Schone	31	53	1.7	1994-95	Lisa Hayden	40	44	909
2009-10	Courtney Osborn	31	77	2.5	1995-96	Shawn Manns	45	55	818
2010-11	Courtney Osborn	30	60	2.0	1996-97	Carrie Kent	59	70	843
2011-12	Courtney Osborn	31	72	2.3	1997-98	Hollie Nelsen	45	52	865
2012-13	Courtney Osborn	31	51	1.6	1998-99	Jamie Stewart	79	97	814
2013-14	Hannah Robertson	30	34	1.1	1999-00	Hollie Nelsen	31	38	816
2014-15	Hannah McCue	30	33	1.1	2000-01	Hollie Nelsen	52	59	881
					2001-02	Heather Cusick	83	99	838
					2002-03	Colleen Day	92	107	860
					2003-04	Melanie Kozlowski	33	39	846
					2004-05	Nicki Motto	27	32	844
					2005-06	Jaclyn Leininger	41	48	854
					2006-07	Amanda Jackson	117	140	836
					2007-08	Amanda Jackson	175	207	845
					2008-09	Maggie Boyer	30	36	833
					2009-10	Kirsten Olowinski	43	52	827
					2010-11	Erica Almady	37	45	822
					2011-12	Rachael Hencke	60	73	822
					2012-13	Haley Robertson	31	38	816
					2013-14	Nicole Anderson	61	69	884
					2014-15	Courtney Larson	46	55	836

Field Goal Percentage (min. 40 attempts)

Season	Player	FGM	FGA	Pct.
1975-76	LeeAnn Watkins	28	57	.491
1976-77	Patty Ferguson	68	146	.466
1977-78	Cathy Johnson	61	124	.492
1978-79	Nancy Borkowski	32	69	.464
1979-80	Anita Quinton	63	125	.504
1980-81	Karen Kin	71	146	.486
1981-82	Karen Kin	65	115	.565
1982-83	Tonya Stubbs	92	162	.568
1983-84	Karen Theis	57	119	.479
1984-85	Karen Theis	126	211	.597
1985-86	Tracy Norris	27	42	.643
1986-87	Tracy Norris	43	81	.531
1987-88	Mallory Martin	95	188	.505
1988-89	D'Nelle Seiple	60	117	.513
1989-90	Julie Howell	112	205	.546
1990-91	Kelley Berens	101	178	.567
1991-92	Monica Niemann	107	214	.500
1992-93	Monica Niemann	151	333	.453
1993-94	Lisa Kovack	70	131	.534
1994-95	Meredith Shelley	107	169	.633
1995-96	Meredith Shelley	152	259	.587
1996-97	Meredith Shelley	67	129	.519
1997-98	AuBree Hamilton	95	195	.487
1998-99	AuBree Hamilton	122	221	.552
1999-00	Jenny Martin	108	226	.478
2000-01	Kim Lancaster	169	315	.537
2001-02	Kim Smith	60	109	.550
2002-03	Kim Lancaster	111	207	.536
2003-04	Kim Lancaster	157	310	.506
2004-05	Amber Miller	46	90	.511
2005-06	Stephanie Ford	27	43	.628
2006-07	Stephanie Ford	34	73	.466
2007-08	Stephanie Ford	96	191	.503
2008-09	Ashleigh Brown	51	97	.526
2009-10	Kirsten Olowinski	94	186	.505
2010-11	Kirsten Olowinski	132	274	.482
2011-12	Kirsten Olowinski	132	254	.520
2012-13	Erica Almady	67	121	.554
2013-14	Jessica Rupright	46	95	.484
2014-15	Molly McDonagh	33	74	.446

Free Throw Percentage (min. 25 attempts)

Season	Player	FTM	FTA	Pct.
1975-76	Sharon Korth	25	43	.581
1976-77	Cathy Johnson	29	43	.674

3-Point Field Goals

Season	Player	3PT-M	3PT-A	Pct.
1986-87	Maria Fantanarosa	4	14	.286
1987-88	Kim Tullis	9	26	.346
1988-89	Adrienne Spatz	4	16	.250
1989-90	Adrienne Spatz	41	87	.471
1990-91	Adrienne Spatz	19	68	.279
1991-92	Lisa Hayden	41	98	.418
1992-93	Lisa Hayden	29	91	.319
1993-94	Lisa Hayden	67	153	.438
1994-95	Lisa Hayden	68	192	.354
1995-96	Jennifer Wenclewicz	41	130	.315
1996-97	Carrie Kent	51	137	.372
1997-98	Jamie Stewart	57	144	.396
1998-99	Jamie Stewart	60	160	.375
1999-00	Jamie Stewart	68	197	.345
2000-01	Heather Cusick	62	166	.373
2001-02	Heather Cusick	73	213	.343
2002-03	Heather Cusick	51	161	.317
2003-04	Nicki Motto	79	216	.366
2004-05	Nicki Motto	75	245	.306
2005-06	Jenna Schone	47	146	.322
2006-07	Jenna Schone	49	144	.340
2007-08	Jenna Schone	84	222	.378
2008-09	Jenna Schone	57	165	.356
2009-10	Courtney Osborn	73	215	.340
2010-11	Courtney Osborn	71	220	.323
2011-12	Courtney Osborn	64	210	.305
2012-13	Courtney Osborn	91	226	.403
2013-14	Hannah Robertson	48	141	.340
2014-15	Courtney Larson	41	108	.380



Sue Ramsey



Nicki Motto



Heidi Blomberg



Lisa Kovack



Mallory Martin



Adrienne Spatz

Individual Career Records

Points

1.	2166	Courtney Osborn, 2009-13
2.	1979	Amanda Jackson, 2003-08
3.	1728	Heather Cusick, 1999-2003
4.	1608	Monica Niemann, 1991-95
5.	1600	Mary Ann Myers, 1978-82
6.	1538	Jenna Schone, 2005-09
7.	1497	Cindi Merrill, 2002-06
8.	1413	Kim Lancaster, 2000-04
9.	1311	Kirsten Olowinski, 2009-13
10.	1280	Jennifer Wenclewicz, 1993-97

Assists

1.	596	Heather Cusick, 1999-2003
2.	577	Courtney Osborn, 2009-13
3.	565	Jenna Schone, 2005-09
4.	445	Carrie Kent, 1993-97
5.	394	Linda Mallender, 1981-85
6.	369	Regina Smith, 1987-91
7.	351	Heidi Blomberg, 1989-93
8.	336	Mary Ann Myers, 1978-82
9.	327	Amanda Jackson, 2003-08
10.	323	Maria Fantanarosa, 1985-89

Rebounds

1.	1154	Kirsten Olowinski, 2009-13
2.	923	Monica Niemann, 1991-95
3.	815	Tonya Stubbs, 1981-85
4.	806	AuBree Hamilton, 1996-2000
5.	794	Colleen Day, 2000-04
6.	767	Laura Markwood, 2004-08
7.	674	Mary Kay Reeves, 1974-78
8.	659	Kim Lancaster, 2000-04
9.	600	Julie Howell, 1988-92
10.	591	Kim Smith, 2001-05

Field Goals Made

1.	685	Amanda Jackson, 2003-08
2.	677	Courtney Osborn, 2009-13
3.	604	Heather Cusick, 1999-2003
4.	594	Mary Ann Myers, 1978-82
5.	583	Kim Lancaster, 2000-04
6.	577	Monica Niemann, 1991-95
7.	575	Kris Livingston, 1979-83
8.	541	Cindi Merrill, 2002-06
9.	530	Jenna Schone, 2005-09
10.	520	Kirsten Olowinski, 2009-13

Field Goals Attempted

1.	1814	Courtney Osborn, 2009-13
2.	1737	Amanda Jackson, 2003-08
3.	1473	Heather Cusick, 1999-2003
4.	1470	Jenna Schone, 2005-09
5.	1376	Cindi Merrill, 2002-06
6.	1303	Mary Ann Myers, 1978-82
7.	1219	Monica Niemann, 1991-95
8.	1209	Gaby Downey, 1985-90
9.	1176	Kris Livingston, 1979-83
10.	1132	Maggie Boyer, 2008-12

Field Goal Pct. (500 att.)

1.	.582 (327-562)	Meredith Shelley, 1993-97
2.	.529 (452-854)	Tonya Stubbs, 1981-85
3.	.518 (339-650)	LaRae Pettit, 1983-87
4.	.517 (583-1127)	Kim Lancaster, 2000-04
5.	.510 (479-940)	Julie Howell, 1988-92
6.	.502 (520-1036)	Kirsten Olowinski, 2009-13
7.	.501 (335-668)	AuBree Hamilton, 1996-00
8.	.494 (504-1020)	Linda Mallender, 1981-85
9.	.491 (258-525)	Amy Franz, 1984-88
10.	.489 (575-1176)	Kris Livingston, 1979-83

3-Pointers Made

1.	299	Courtney Osborn, 2009-13
2.	237	Jenna Schone, 2005-09
3.	230	Heather Cusick, 1999-2003
4.	208	Jamie Stewart, 1996-2000
5.	205	Lisa Hayden, 1991-95
6.	203	Maggie Boyer, 2008-12
7.	182	Nicki Motto, 2002-05
8.	145	Amanda Jackson, 2003-08
9.	144	Hollie Nelsen, 1997-01
10.	136	Melanie Kozlowski, 2000-04
	136	Jennifer Wenclewicz, 1993-97
	136	Carrie Kent, 1993-97

3-Pointers Attempted

1.	871	Courtney Osborn, 2009-13
2.	677	Jenna Schone, 2005-09
3.	662	Heather Cusick, 1999-2003
4.	570	Jamie Stewart, 1996-00
5.	561	Maggie Boyer, 2008-12
6.	547	Nicki Motto, 2002-05
7.	534	Lisa Hayden, 1991-95
8.	490	Amanda Jackson, 2003-08
9.	436	Jennifer Wenclewicz, 1993-97
10.	424	Melanie Kozlowski, 2000-04

Free Throws Made

1.	513	Courtney Osborn, 2009-13
2.	464	Amanda Jackson, 2003-08
3.	450	Monica Niemann, 1991-95
4.	412	Mary Ann Myers, 1978-82
5.	331	Cindi Merrill, 2002-06
6.	321	Colleen Day, 2000-04
7.	290	Heather Cusick, 1999-2003
8.	272	Jennifer Wenclewicz, 1993-97
9.	268	Julie Howell, 1988-92
10.	260	Rachael Hencke, 2008-12

Free Throws Attempted

1.	641	Courtney Osborn, 2009-13
2.	609	Monica Niemann, 1991-95
3.	595	Mary Ann Myers, 1978-82
4.	562	Amanda Jackson, 2003-08
5.	466	Cindi Merrill, 2002-06
6.	401	Tonya Stubbs, 1981-85
7.	400	Anita Quinton, 1976-80
8.	399	Kim Lancaster, 2000-04
	399	Colleen Day, 2000-04
10.	386	Jennifer Wenclewicz, 1993-97

Free Throw Pct. (100 made)

1.	.850 (102-120)	Lisa Hayden, 1991-95
2.	.835 (177-212)	Hollie Nelsen, 1996-01
3.	.835 (268-321)	Julie Howell, 1988-92
4.	.826 (464-562)	Amanda Jackson, 2003-2008
5.	.820 (100-120)	Jessica Rupright, 2012-pres.
5.	.808 (126-156)	Meredith Shelley, 1993-97
6.	.807 (130-161)	D'Nelle Seiple, 1988-92
7.	.805 (321-399)	Colleen Day, 2000-04
8.	.801 (290-362)	Heather Cusick, 1999-2003
9.	.801 (221-276)	Jamie Stewart, 1996-00

Steals

1.	409	Mary Ann Myers, 1978-82
2.	314	Amanda Jackson, 2003-08
3.	307	Heather Cusick, 1999-2003
4.	284	Monica Niemann, 1991-95
5.	260	Courtney Osborn, 2009-13
6.	238	Jennifer Wenclewicz, 1993-97
7.	220	Heidi Blomberg, 1989-93
8.	213	Linda Mallender, 1981-85
9.	212	Kris Livingston, 1979-83
10.	209	Colleen Day, 2000-04

Blocked Shots

1.	177	Kirsten Olowinski, 2009-13
2.	134	AuBree Hamilton, 1996-2000
3.	122	Amy Franz, 1984-88
4.	109	Linda Mallender, 1981-85
5.	102	Rachael Hencke, 2008-pres.
6.	92	Emily Hammond, 1994-98
7.	90	Stephanie Ford, 2005-09
8.	87	Gaby Downey, 1985-90
9.	78	Lillian Pitts, 2008-pres.
10.	75	Kim Lancaster, 2000-04

20-Point Games

1.	48	Courtney Osborn, 2009-13
2.	38	Amanda Jackson, 2003-08
3.	32	Heather Cusick, 1999-2003
4.	25	Cindi Merrill, 2002-06
5.	18	Mary Ann Myers, 1978-82
6.	16	Linda Mallender, 1981-85
	16	Monica Niemann, 1991-95
8.	15	Jenna Schone, 2005-09
9.	13	Kim Lancaster, 2000-04
	13	Colleen Day, 2000-04

Double-Doubles

1.	41	Kirsten Olowinski, 2009-13
2.	35	Monica Niemann, 1991-95
3.	24	AuBree Hamilton, 1996-00
4.	23	Tonya Stubbs, 1981-85
5.	16	Colleen Day, 2000-04
6.	14	Arlethia Porter, 1980-84
7.	13	Laura Markwood, 2004-08
8.	11	Kim Lancaster, 2000-04
9.	9	Meredith Shelley, 1993-97
10.	8	LaRae Pettit, 1983-87

All-Time Career Rankings

Top 50—Points

- 2166 - Courtney Osborn (123), 2009-13
- 1979 - Amanda Jackson (122), 2003-08
- 1728 - Heather Cusick (116), 1999-2003
- 1608 - Monica Niemann (112), 1991-95
- 1600 - Mary Ann Myers (116), 1979-82
- 1538 - Jenna Schone (123), 2005-09
- 1497 - Cindi Merrill (113), 2002-06
- 1413 - Kim Lancaster (115), 2000-04
- 1311 - Kirsten Olowinski (123), 2009-13
- 1280 - Jennifer Wenclewicz (110), 1993-96
- 1269 - Colleen Day (114), 2000-04
- 1245 - Maggie Boyer (114), 2008-12
- 1227 - Julie Howell (111), 1988-92
- 1226 - Kris Livingston (121), 1979-83
- 1208 - Linda Mallender (100), 1981-85
- 1192 - Gaby Downey (111), 1986, 88-90
- 1148 - Tonya Stubbs (108), 1981-85
- 1099 - Hannah Robertson (116), 2010-14
- 1086 - Maria Fantanarosa (108), 1985-89
- 1059 - Jamie Stewart (109), 1996-00
- 1047 - Lisa Hayden (112), 1991-95
- 1001 - Heidi Blomberg (112), 1989-93
- 981 - Shawn Manns (111), 1994-98
- 940 - Kim Tullis (110), 1984-88
- 933 - Carrie Kent (108), 1993-97
- 924 - Amy Cooley (116), 1979-83
- 883 - Adrienne Spatz (101), 1987-91
- 873 - Anita Quinton (94), 1976-80
- 867 - Hollie Nelsen (106), 1997-01
- 851 - Melanie Kozlowski (119), 2000-04
- 847 - Courtney Reed (126), 2006-09
- 840 - Mary Kay Reeves (62), 1975-78
- 830 - Jenny Martin (94), 1997-01
- 830 - LaRae Pettit (101), 1983-87
- 826 - Rachael Hencke (119), 2008-12
- 802 - AuBree Hamilton (92), 1996-00
- 797 - Ashley Hawkins (121), 2005-09
- 797 - Regina Smith (109), 1987-91
- 794 - Carol Bruning (110), 1978-82
- 780 - Meredith Shelley (95), 1993-97
- 779 - Deb Grushon (102), 1979-83
- 776 - Jaclyn Leininger (115), 2004-09
- 746 - Laura Markwood (110), 2004-08
- 744 - Cindy Gibson (122), 1979-83
- 714 - Beth Roederer (110), 1999-03
- 705 - Nicki Motto (89), 2002-05
- 703 - Tonya Smoot (82), 1995-98
- 701 - Lisa Minson (84), 1982-84, 86
- 694 - Jana Butler (112), 1999-03
- 684 - Emily Hammond (99), 1994-98

Top 25—Free Throws

- 513 - Courtney Osborn (123), 2009-13
- 464 - Amanda Jackson (122), 2003-08
- 450 - Monica Niemann (112), 1991-95
- 412 - Mary Ann Myers (116), 1979-82
- 331 - Cindi Merrill (113), 2002-06
- 321 - Colleen Day (114), 2000-04
- 290 - Heather Cusick (116), 1999-2003
- 272 - Jennifer Wenclewicz (110), 1993-96
- 268 - Julie Howell (111), 1988-92
- 260 - Rachael Hencke (119), 2008-12
- 247 - Kim Lancaster (115), 2000-04
- 244 - Tonya Stubbs (108), 1981-85
- 241 - Jenna Schone (123), 2005-09
- 231 - Kirsten Olowinski (123), 2009-13

- 221 - Jamie Stewart (109), 1996-00
- 217 - Tonya Smoot (82), 1995-98
- 214 - Maggie Boyer (114), 2008-12
- 206 - Laura Markwood (110), 2004-08
- 206 - Amy Cooley (116), 1979-83
- 203 - Jana Butler (112), 1999-2003
- 200 - Courtney Reed (126), 2006-09
- 200 - Linda Mallender (100), 1981-85
- 199 - Anita Quinton (94), 1976-80
- 196 - Emily Hammond (99), 1994-98
- 190 - Jenny Martin (94), 1997-01

Top 25—Rebounding

- 1154 - Kirsten Olowinski (123), 2009-13
- 923 - Monica Niemann (112), 1991-95
- 815 - Tonya Stubbs (108), 1981-85
- 806 - AuBree Hamilton (92), 1996-00
- 794 - Colleen Day (114), 2000-04
- 767 - Laura Markwood (110), 2004-08
- 674 - Mary Kay Reeves (62), 1975-78
- 659 - Kim Lancaster (115), 2000-04
- 600 - Julie Howell (111), 1988-92
- 591 - Kim Smith (2001-05)
- 575 - Amy Cooley (116), 1979-83
- 551 - LaRae Pettit (101), 1983-87
- 543 - Gaby Downey (111), 1986, 88-90
- 536 - Jaclyn Leininger (115), 2004-09
- 533 - Meredith Shelley (95), 1993-97
- 520 - Emily Hammond (99), 1994-98
- 515 - Amanda Jackson (122), 2003-08
- 512 - Carol Fettig (89), 1976-80
- 511 - Cindi Merrill (113), 2002-06
- 511 - Anita Quinton (94), 1976-80
- 507 - Lillian Pitts (119), 2008-pres.
- 503 - Cindy Gibson (122), 1979-83
- 494 - Stephanie Ford (116), 2005-09
- 487 - Jana Butler (112), 1999-03
- 481 - Amy Franz (109), 1984-88
- 481 - Arlethia Porter (74), 1981-85

Top 25—Assists

- 596 - Heather Cusick (116), 1999-2003
- 577 - Courtney Osborn (123), 2009-13
- 563 - Jenna Schone (123), 2005-09
- 445 - Carrie Kent (108), 1993-97
- 394 - Linda Mallender (100), 1981-85
- 369 - Regina Smith (109), 1987-90
- 341 - Heidi Blomberg (112), 1989-93
- 336 - Mary Ann Myers (116), 1979-82
- 327 - Amanda Jackson (122), 2003-08
- 323 - Maria Fantanarosa (108), 1985-89
- 321 - D'Nelle Seiple (102), 1988-92
- 319 - Kim Tullis (110), 1984-88
- 314 - Jennifer Wenclewicz (110), 1993-96
- 314 - Denise Ryan (105), 1983-87
- 295 - Nicki Motto (89), 2002-05
- 272 - Kris Livingston (121), 1979-83
- 267 - Ashley Hawkins (121), 2005-09
- 265 - Dana Stuchul (100), 1982-86
- 258 - Amy Cooley (116), 1979-83
- 255 - Adrienne Spatz (101), 1987-91
- 255 - Maggie Boyer (114), 2008-12
- 237 - Jamie Stewart (109), 1996-00
- 218 - Monica Niemann (112), 1991-95
- 214 - Hannah Robertson (116), 2010-14
- 212 - Cindi Merrill (113), 2002-06
- 212 - Beth Roederer (110), 1999-03

Top 25—Steals

- 409 - Mary Ann Myers (116), 1979-82
- 314 - Amanda Jackson (122), 2003-08
- 307 - Heather Cusick (116), 1999-2003
- 284 - Monica Niemann (112), 1991-95
- 260 - Courtney Osborn (123), 2009-13
- 238 - Jennifer Wenclewicz (110), 1993-96
- 220 - Heidi Blomberg (112), 1989-93
- 213 - Linda Mallender (100), 1981-85
- 212 - Kris Livingston (121), 1979-83
- 209 - Colleen Day (114), 2000-04
- 207 - Regina Smith (109), 1987-90
- 190 - Hollie Nelsen (106), 1997-01
- 189 - Jenna Schone (123), 2005-09
- 187 - D'Nelle Seiple (102), 1988-92
- 178 - Laura Markwood (110), 2004-08
- 177 - Amy Cooley (116), 1979-83
- 172 - Kim Tullis (110), 1984-88
- 170 - Kim Lancaster (115), 2000-04
- 154 - Hannah Robertson (116), 2010-14
- 154 - Ashley Hawkins (121), 2005-09
- 154 - Cindi Merrill (113), 2002-06
- 153 - Kirsten Olowinski (123), 2009-13
- 150 - Julie Howell (111), 1988-92
- 147 - Kim Smith (118), 2001-05
- 146 - Lisa Hayden (112), 1991-95
- 137 - Courtney Reed (126), 2006-09

Top 25—Blocked Shots

- 177 - Kirsten Olowinski (123), 2009-13
- 134 - AuBree Hamilton (92), 1996-00
- 122 - Amy Franz (109), 1984-88
- 109 - Linda Mallender (100), 1981-85
- 102 - Rachael Hencke (119), 2008-12
- 92 - Emily Hammond (99), 1994-98
- 90 - Stephanie Ford (116), 2005-09
- 87 - Gaby Downey (111), 1986, 88-90
- 78 - Lillian Pitts (119), 2008-12
- 75 - Kim Lancaster (115), 2000-04
- 66 - Julie Howell (111), 1988-92
- 66 - Monica Niemann (112), 1991-95
- 60 - Meredith Shelley (95), 1993-97
- 59 - Kelsey Simon (106), 2010-14
- 59 - Deb Grushon (102), 1979-83
- 57 - Jana Butler (112), 1999-03
- 56 - Amber Miller (93), 2002-06
- 55 - Laura Markwood (110), 2004-08
- 48 - Cindy Gibson (122), 1979-83
- 46 - Colleen Day (114), 2000-04
- 46 - Maria Foschia (106), 1987-91
- 43 - **Jessica Rupright (73), 2012-pres.**
- 43 - Kim Smith (118), 2000-05
- 43 - Hollie Nelsen (106), 1997-01
- 43 - Kelli Stamper (56), 1999-01

Number in parentheses represents total games played