




# ELECTORAL COMMISSION OF ZAMBIA

## 2008 PRESIDENTIAL ELECTION

### RESULTS BY CONSTITUENCY

Issued by:  
The Electoral Commission of Zambia  
Elections House  
Haile Selassie Avenue  
P.O. Box 50274  
Lusaka  
Zambia  
Email: [elections@electcom.org.zm](mailto:elections@electcom.org.zm)  
Web: [www.elections.org.zm](http://www.elections.org.zm)



# ELECTORAL COMMISSION OF ZAMBIA



## 2008 PRESIDENTIAL ELECTION

CONSTITUENCY	CANDIDATE	PARTY	VOTES OBTAINED	% Against Votes cast	% Against registered	Rejected Ballot Papers	Rejected Ballot Papers %	Total Votes Cast	Registered Voters	Voter Turnout
--------------	-----------	-------	-------------------	-------------------------------	----------------------------	------------------------------	--------------------------------	------------------------	----------------------	------------------

### PROVINCE 1 CENTRAL

### RESULTS BY CONSTITUENCY

#### 1 CHISAMBA


BANDA RUPIAH B	MMD	6,376	51.00	19.16
HICHILEMA HAKAINDE	UPND	4,234	34.00	12.72
SATA MICHAEL C	PF	1,682	13.00	5.05
MIYANDA GODFREY K	HERITAGE	82	1.00	0.25

Totals for CHISAMBA						180	1.43	12,554	33,286	37.72
---------------------	--	--	--	--	--	-----	------	--------	--------	-------

#### 2 KATUBA

BANDA RUPIAH B	MMD	5,864	58.00	25.87
HICHILEMA HAKAINDE	UPND	2,684	26.00	11.84
SATA MICHAEL C	PF	1,372	13.00	6.05
MIYANDA GODFREY K	HERITAGE	74	1.00	0.33

Totals for KATUBA						179	1.76	10,173	22,663	44.89
-------------------	--	--	--	--	--	-----	------	--------	--------	-------




# ELECTORAL COMMISSION OF ZAMBIA



## 2008 PRESIDENTIAL ELECTION

CONSTITUENCY	CANDIDATE	PARTY	VOTES OBTAINED	% Against Votes cast	% Against registered	Rejected Ballot Papers	Rejected Ballot Papers %	Total Votes Cast	Registered Voters	Voter Turnout
<b>3</b>	<b>KEEMBE</b>									
	BANDA RUPIAH B	MMD	11,627	63.00	26.90					
	HICHILEMA HAKAINDE	UPND	4,420	24.00	10.23					
	SATA MICHAEL C	PF	1,915	10.00	4.43					
	MIYANDA GODFREY K	HERITAGE	114	1.00	0.26					
Totals for	KEEMBE					375	2.03	18,451	43,219	42.69
<b>4</b>	<b>BWACHA</b>									
	SATA MICHAEL C	PF	6,586	46.00	21.73					
	BANDA RUPIAH B	MMD	6,051	42.00	19.96					
	HICHILEMA HAKAINDE	UPND	1,277	9.00	4.21					
	MIYANDA GODFREY K	HERITAGE	96	1.00	0.32					
Totals for	BWACHA					250	1.75	14,260	30,313	47.04




# ELECTORAL COMMISSION OF ZAMBIA



## 2008 PRESIDENTIAL ELECTION

CONSTITUENCY	CANDIDATE	PARTY	VOTES OBTAINED	% Against Votes cast	% Against registered	Rejected Ballot Papers	Rejected Ballot Papers %	Total Votes Cast	Registered Voters	Voter Turnout	
<b>5</b>	<b>KABWE CENTRAL</b>										
	SATA MICHAEL C	PF	10,270	52.00	25.29						
	BANDA RUPIAH B	MMD	6,989	36.00	17.21						
	HICHILEMA HAKAINDE	UPND	1,928	10.00	4.75						
	MIYANDA GODFREY K	HERITAGE	137	1.00	0.34						
Totals for	KABWE CENTRAL						287	1.46	19,611	40,611	48.29
<b>6</b>	<b>KAPIRI MPOSHI</b>										
	BANDA RUPIAH B	MMD	13,883	57.00	20.30						
	SATA MICHAEL C	PF	5,868	24.00	8.58						
	HICHILEMA HAKAINDE	UPND	4,149	17.00	6.07						
	MIYANDA GODFREY K	HERITAGE	153	1.00	0.22						
Totals for	KAPIRI MPOSHI						403	1.65	24,456	68,404	35.75




# ELECTORAL COMMISSION OF ZAMBIA



## 2008 PRESIDENTIAL ELECTION

CONSTITUENCY	CANDIDATE	PARTY	VOTES OBTAINED	% Against Votes cast	% Against registered	Rejected Ballot Papers	Rejected Ballot Papers %	Total Votes Cast	Registered Voters	Voter Turnout	
<b>7</b>	<b>MKUSHI NORTH</b>										
	BANDA RUPIAH B	MMD	7,492	66.00	25.66						
	SATA MICHAEL C	PF	2,682	24.00	9.19						
	HICHILEMA HAKAINDE	UPND	913	8.00	3.13						
	MIYANDA GODFREY K	HERITAGE	53	0.00	0.18						
Totals for	MKUSHI NORTH						227	2.00	11,367	29,196	38.93
<b>8</b>	<b>MKUSHI SOUTH</b>										
	BANDA RUPIAH B	MMD	2,774	69.00	28.87						
	HICHILEMA HAKAINDE	UPND	669	17.00	6.96						
	SATA MICHAEL C	PF	489	12.00	5.09						
	MIYANDA GODFREY K	HERITAGE	26	1.00	0.27						
Totals for	MKUSHI SOUTH						54	1.35	4,012	9,610	41.75




# ELECTORAL COMMISSION OF ZAMBIA



## 2008 PRESIDENTIAL ELECTION

CONSTITUENCY	CANDIDATE	PARTY	VOTES OBTAINED	% Against Votes cast	% Against registered	Rejected Ballot Papers	Rejected Ballot Papers %	Total Votes Cast	Registered Voters	Voter Turnout	
<b>9</b>	<b>MWEMBEZHI</b>										
	HICHILEMA HAKAINDE	UPND	3,947	47.00	21.41						
	BANDA RUPIAH B	MMD	3,334	40.00	18.08						
	SATA MICHAEL C	PF	880	10.00	4.77						
	MIYANDA GODFREY K	HERITAGE	140	2.00	0.76						
Totals for	MWEMBEZHI						100	1.19	8,401	18,439	45.56
<b>10</b>	<b>MUMBWA</b>										
	BANDA RUPIAH B	MMD	5,571	54.00	22.48						
	HICHILEMA HAKAINDE	UPND	3,516	34.00	14.19						
	SATA MICHAEL C	PF	966	9.00	3.90						
	MIYANDA GODFREY K	HERITAGE	77	1.00	0.31						
Totals for	MUMBWA						151	1.47	10,281	24,779	41.49




# ELECTORAL COMMISSION OF ZAMBIA



## 2008 PRESIDENTIAL ELECTION

CONSTITUENCY	CANDIDATE	PARTY	VOTES OBTAINED	% Against Votes cast	% Against registered	Rejected Ballot Papers	Rejected Ballot Papers %	Total Votes Cast	Registered Voters	Voter Turnout	
<b>11</b>	<b>NANGOMA</b>										
	BANDA RUPIAH B	MMD	3,774	46.00	19.45						
	HICHILEMA HAKAINDE	UPND	3,621	45.00	18.66						
	SATA MICHAEL C	PF	548	7.00	2.82						
	MIYANDA GODFREY K	HERITAGE	72	1.00	0.37						
Totals for	NANGOMA						119	1.46	8,134	19,403	41.92
<b>12</b>	<b>CHITAMBO</b>										
	BANDA RUPIAH B	MMD	2,252	54.00	17.47						
	SATA MICHAEL C	PF	1,755	42.00	13.62						
	HICHILEMA HAKAINDE	UPND	93	2.00	0.72						
	MIYANDA GODFREY K	HERITAGE	13	0.00	0.10						
Totals for	CHITAMBO						71	1.70	4,184	12,887	32.47




# ELECTORAL COMMISSION OF ZAMBIA



## 2008 PRESIDENTIAL ELECTION

CONSTITUENCY	CANDIDATE	PARTY	VOTES OBTAINED	% Against Votes cast	% Against registered	Rejected Ballot Papers	Rejected Ballot Papers %	Total Votes Cast	Registered Voters	Voter Turnout
<b>13</b>	<b>MUCHINGA</b>									
	BANDA RUPIAH B	MMD	2,944	71.00	22.44					
	SATA MICHAEL C	PF	1,000	24.00	7.62					
	HICHILEMA HAKAINDE	UPND	131	3.00	1.00					
	MIYANDA GODFREY K	HERITAGE	20	0.00	0.15					
Totals for	MUCHINGA					60	1.44	4,155	13,122	31.66
<b>14</b>	<b>SERENJE</b>									
	BANDA RUPIAH B	MMD	3,247	62.00	19.78					
	SATA MICHAEL C	PF	1,643	31.00	10.01					
	HICHILEMA HAKAINDE	UPND	239	5.00	1.46					
	MIYANDA GODFREY K	HERITAGE	23	0.00	0.14					
Totals for	SERENJE					88	1.68	5,240	16,417	31.92





# ELECTORAL COMMISSION OF ZAMBIA



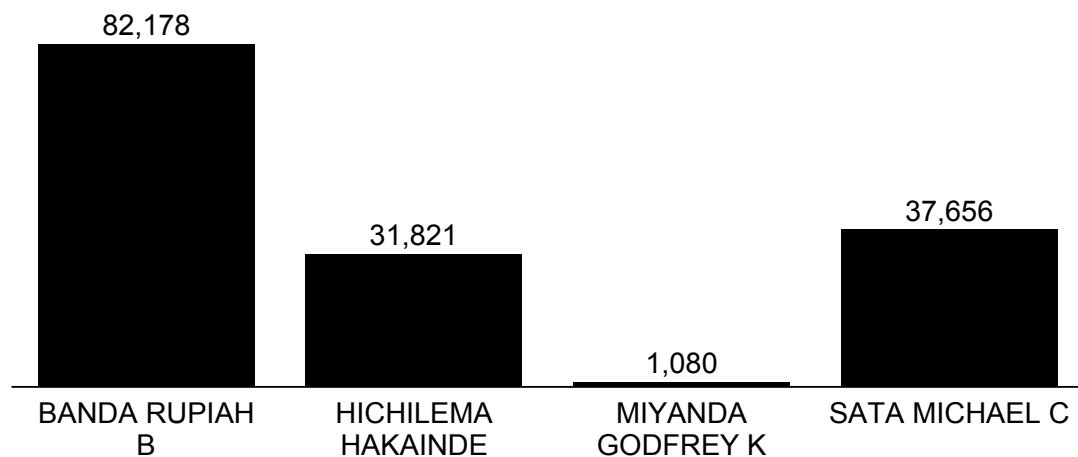
## 2008 PRESIDENTIAL ELECTION


CONSTITUENCY	CANDIDATE	PARTY	VOTES OBTAINED	% Against Votes cast	% Against registered	Rejected Ballot Papers	Rejected Ballot Papers %	Total Votes Cast	Registered Voters	Voter Turnout
--------------	-----------	-------	-------------------	-------------------------------	----------------------------	------------------------------	--------------------------------	------------------------	----------------------	------------------

### PROVINCE SUMMARY

#### PROVINCE 1 CENTRAL

BANDA RUIPAH B	MMD	82,178	52.92	21.49						
SATA MICHAEL C	PF	37,656	24.25	9.85						
HICHILEMA HAKAINDE	UPND	31,821	20.49	8.32						
MIYANDA GODFREY K	HERITAGE	1,080	0.70	0.28						
						2,544	1.64	155,279	382,349	40.61





# ELECTORAL COMMISSION OF ZAMBIA



## 2008 PRESIDENTIAL ELECTION

CONSTITUENCY	CANDIDATE	PARTY	VOTES OBTAINED	% Against Votes cast	% Against registered	Rejected Ballot Papers	Rejected Ballot Papers %	Total Votes Cast	Registered Voters	Voter Turnout
--------------	-----------	-------	-------------------	-------------------------------	----------------------------	------------------------------	--------------------------------	------------------------	----------------------	------------------

### PROVINCE 2 COPPERBELT

### RESULTS BY CONSTITUENCY

#### 15 CHILILABOMBWE


SATA MICHAEL C	PF	10,797	68.00	36.41
BANDA RUPIAH B	MMD	3,944	25.00	13.30
HICHILEMA HAKAINDE	UPND	882	6.00	2.97
MIYANDA GODFREY K	HERITAGE	89	1.00	0.30

Totals for	CHILILABOMBWE					135	0.85	15,847	29,654	53.44
------------	---------------	--	--	--	--	-----	------	--------	--------	-------

#### 16 CHINGOLA

SATA MICHAEL C	PF	13,158	64.00	32.68
BANDA RUPIAH B	MMD	5,645	27.00	14.02
HICHILEMA HAKAINDE	UPND	1,675	8.00	4.16
MIYANDA GODFREY K	HERITAGE	159	1.00	0.39

Totals for	CHINGOLA					0	0.00	20,637	40,265	51.25
------------	----------	--	--	--	--	---	------	--------	--------	-------




# ELECTORAL COMMISSION OF ZAMBIA



## 2008 PRESIDENTIAL ELECTION

CONSTITUENCY	CANDIDATE	PARTY	VOTES OBTAINED	% Against Votes cast	% Against registered	Rejected Ballot Papers	Rejected Ballot Papers %	Total Votes Cast	Registered Voters	Voter Turnout
<b>17</b>	<b>NCHANGA</b>									
	SATA MICHAEL C	PF	13,688	79.00	46.46					
	BANDA RUPIAH B	MMD	2,575	15.00	8.74					
	HICHILEMA HAKAINDE	UPND	866	5.00	2.94					
	MIYANDA GODFREY K	HERITAGE	146	1.00	0.50					
Totals for	NCHANGA					40	0.23	17,315	29,464	58.77
<b>18</b>	<b>KALULUSHI</b>									
	SATA MICHAEL C	PF	10,939	56.00	30.14					
	BANDA RUPIAH B	MMD	7,085	36.00	19.52					
	HICHILEMA HAKAINDE	UPND	1,068	6.00	2.94					
	MIYANDA GODFREY K	HERITAGE	110	1.00	0.30					
Totals for	KALULUSHI					209	1.08	19,411	36,291	53.49




# ELECTORAL COMMISSION OF ZAMBIA



## 2008 PRESIDENTIAL ELECTION

CONSTITUENCY	CANDIDATE	PARTY	VOTES OBTAINED	% Against Votes cast	% Against registered	Rejected Ballot Papers	Rejected Ballot Papers %	Total Votes Cast	Registered Voters	Voter Turnout
<b>19</b>	<b>CHIMWEMWE</b>									
	SATA MICHAEL C	PF	11,643	65.00	37.48					
	BANDA RUPIAH B	MMD	5,324	30.00	17.14					
	HICHILEMA HAKAINDE	UPND	678	4.00	2.18					
	MIYANDA GODFREY K	HERITAGE	72	0.00	0.23					
Totals for	CHIMWEMWE					206	1.15	17,923	31,066	57.69
<b>20</b>	<b>KAMFINSA</b>									
	SATA MICHAEL C	PF	8,943	64.00	35.22					
	BANDA RUPIAH B	MMD	4,043	29.00	15.92					
	HICHILEMA HAKAINDE	UPND	750	5.00	2.95					
	MIYANDA GODFREY K	HERITAGE	89	1.00	0.35					
Totals for	KAMFINSA					153	1.09	13,978	25,392	55.05




# ELECTORAL COMMISSION OF ZAMBIA



## 2008 PRESIDENTIAL ELECTION

CONSTITUENCY	CANDIDATE	PARTY	VOTES OBTAINED	% Against Votes cast	% Against registered	Rejected Ballot Papers	Rejected Ballot Papers %	Total Votes Cast	Registered Voters	Voter Turnout
<b>21</b>	<b>KWACHA</b>									
	SATA MICHAEL C	PF	14,428	65.00	35.68					
	BANDA RUPIAH B	MMD	5,850	26.00	14.47					
	HICHILEMA HAKAINDE	UPND	1,421	6.00	3.51					
	MIYANDA GODFREY K	HERITAGE	160	1.00	0.40					
Totals for	KWACHA					291	1.31	22,150	40,435	54.78
<b>22</b>	<b>NKANA</b>									
	SATA MICHAEL C	PF	12,323	74.00	42.79					
	BANDA RUPIAH B	MMD	3,037	18.00	10.54					
	HICHILEMA HAKAINDE	UPND	917	6.00	3.18					
	MIYANDA GODFREY K	HERITAGE	105	1.00	0.36					
Totals for	NKANA					166	1.00	16,548	28,802	57.45




# ELECTORAL COMMISSION OF ZAMBIA



## 2008 PRESIDENTIAL ELECTION

CONSTITUENCY	CANDIDATE	PARTY	VOTES OBTAINED	% Against Votes cast	% Against registered	Rejected Ballot Papers	Rejected Ballot Papers %	Total Votes Cast	Registered Voters	Voter Turnout
<b>23</b>	<b>WUSAKILE</b>									
	SATA MICHAEL C	PF	11,968	75.00	44.19					
	BANDA RUPIAH B	MMD	3,335	21.00	12.31					
	HICHILEMA HAKAINDE	UPND	557	3.00	2.06					
	MIYANDA GODFREY K	HERITAGE	58	0.00	0.21					
Totals for	WUSAKILE					131	0.82	16,049	27,083	59.26
<b>24</b>	<b>LUANSHYA</b>									
	SATA MICHAEL C	PF	9,620	57.00	28.99					
	BANDA RUPIAH B	MMD	6,188	37.00	18.65					
	HICHILEMA HAKAINDE	UPND	829	5.00	2.50					
	MIYANDA GODFREY K	HERITAGE	97	1.00	0.29					
Totals for	LUANSHYA					208	1.23	16,942	33,186	51.05




# ELECTORAL COMMISSION OF ZAMBIA



## 2008 PRESIDENTIAL ELECTION

CONSTITUENCY	CANDIDATE	PARTY	VOTES OBTAINED	% Against Votes cast	% Against registered	Rejected Ballot Papers	Rejected Ballot Papers %	Total Votes Cast	Registered Voters	Voter Turnout
<b>25</b>	<b>ROAN</b>									
	SATA MICHAEL C	PF	7,634	64.00	36.69					
	BANDA RUPIAH B	MMD	3,767	32.00	18.10					
	HICHILEMA HAKAINDE	UPND	339	3.00	1.63					
	MIYANDA GODFREY K	HERITAGE	54	0.00	0.26					
Totals for	ROAN					60	0.51	11,854	20,809	56.97
<b>26</b>	<b>KANKOYO</b>									
	SATA MICHAEL C	PF	6,200	69.00	39.28					
	BANDA RUPIAH B	MMD	2,254	25.00	14.28					
	HICHILEMA HAKAINDE	UPND	345	4.00	2.19					
	MIYANDA GODFREY K	HERITAGE	42	0.00	0.27					
Totals for	KANKOYO					93	1.04	8,934	15,786	56.59




# ELECTORAL COMMISSION OF ZAMBIA



## 2008 PRESIDENTIAL ELECTION

CONSTITUENCY	CANDIDATE	PARTY	VOTES OBTAINED	% Against Votes cast	% Against registered	Rejected Ballot Papers	Rejected Ballot Papers %	Total Votes Cast	Registered Voters	Voter Turnout	
<b>27</b>	<b>KANTANSHI</b>										
	SATA MICHAEL C	PF	10,595	77.00	43.97						
	BANDA RUPIAH B	MMD	2,569	19.00	10.66						
	HICHILEMA HAKAINDE	UPND	433	3.00	1.80						
	MIYANDA GODFREY K	HERITAGE	66	0.00	0.27						
Totals for	KANTANSHI						139	1.01	13,802	24,094	57.28
<b>28</b>	<b>MUFULIRA</b>										
	SATA MICHAEL C	PF	6,261	60.00	30.86						
	BANDA RUPIAH B	MMD	3,481	33.00	17.16						
	HICHILEMA HAKAINDE	UPND	489	5.00	2.41						
	MIYANDA GODFREY K	HERITAGE	69	1.00	0.34						
Totals for	MUFULIRA						165	1.58	10,465	20,287	51.58






# ELECTORAL COMMISSION OF ZAMBIA



## 2008 PRESIDENTIAL ELECTION

CONSTITUENCY	CANDIDATE	PARTY	VOTES OBTAINED	% Against Votes cast	% Against registered	Rejected Ballot Papers	Rejected Ballot Papers %	Total Votes Cast	Registered Voters	Voter Turnout	
<b>29</b>	<b>KAFULAFUTA</b>										
	BANDA RUPIAH B	MMD	4,228	69.00	29.70						
	SATA MICHAEL C	PF	1,437	23.00	10.09						
	HICHILEMA HAKAINDE	UPND	256	4.00	1.80						
	MIYANDA GODFREY K	HERITAGE	32	1.00	0.22						
Totals for	KAFULAFUTA						165	2.70	6,118	14,236	42.98
<b>30</b>	<b>LUFWANYAMA</b>										
	BANDA RUPIAH B	MMD	6,450	72.00	24.44						
	SATA MICHAEL C	PF	1,516	17.00	5.74						
	HICHILEMA HAKAINDE	UPND	766	9.00	2.90						
	MIYANDA GODFREY K	HERITAGE	40	0.00	0.15						
Totals for	LUFWANYAMA						174	1.95	8,946	26,389	33.90




# ELECTORAL COMMISSION OF ZAMBIA



## 2008 PRESIDENTIAL ELECTION

CONSTITUENCY	CANDIDATE	PARTY	VOTES OBTAINED	% Against Votes cast	% Against registered	Rejected Ballot Papers	Rejected Ballot Papers %	Total Votes Cast	Registered Voters	Voter Turnout
<b>31</b>	<b>MASAITI</b>									
	BANDA RUPIAH B	MMD	8,016	82.00	38.16					
	SATA MICHAEL C	PF	1,280	13.00	6.09					
	HICHILEMA HAKAINDE	UPND	264	3.00	1.26					
	MIYANDA GODFREY K	HERITAGE	26	0.00	0.12					
Totals for	MASAITI					191	1.95	9,777	21,008	46.54
<b>32</b>	<b>MPONGWE</b>									
	BANDA RUPIAH B	MMD	7,525	72.00	25.31					
	SATA MICHAEL C	PF	1,854	18.00	6.24					
	HICHILEMA HAKAINDE	UPND	917	9.00	3.08					
	MIYANDA GODFREY K	HERITAGE	28	0.00	0.09					
Totals for	MPONGWE					130	1.24	10,454	29,734	35.16




# ELECTORAL COMMISSION OF ZAMBIA



## 2008 PRESIDENTIAL ELECTION

CONSTITUENCY	CANDIDATE	PARTY	VOTES OBTAINED	% Against Votes cast	% Against registered	Rejected Ballot Papers	Rejected Ballot Papers %	Total Votes Cast	Registered Voters	Voter Turnout	
<b>33</b>	<b>BWANANKUBWA</b>										
	SATA MICHAEL C	PF	12,056	66.00	35.30						
	BANDA RUIPAH B	MMD	4,718	26.00	13.81						
	HICHILEMA HAKAINDE	UPND	1,145	6.00	3.35						
	MIYANDA GODFREY K	HERITAGE	114	1.00	0.33						
Totals for	BWANANKUBWA						310	1.69	18,343	34,155	53.71
<b>34</b>	<b>CHIFUBU</b>										
	SATA MICHAEL C	PF	10,343	61.00	35.36						
	BANDA RUIPAH B	MMD	5,150	31.00	17.61						
	HICHILEMA HAKAINDE	UPND	920	5.00	3.15						
	MIYANDA GODFREY K	HERITAGE	96	1.00	0.33						
Totals for	CHIFUBU						363	2.15	16,872	29,252	57.68




# ELECTORAL COMMISSION OF ZAMBIA



## 2008 PRESIDENTIAL ELECTION

CONSTITUENCY	CANDIDATE	PARTY	VOTES OBTAINED	% Against Votes cast	% Against registered	Rejected Ballot Papers	Rejected Ballot Papers %	Total Votes Cast	Registered Voters	Voter Turnout	
<b>35</b>	<b>KABUSHI</b>										
	SATA MICHAEL C	PF	11,944	71.00	40.24						
	BANDA RUPIAH B	MMD	3,815	23.00	12.85						
	HICHILEMA HAKAINDE	UPND	779	5.00	2.62						
	MIYANDA GODFREY K	HERITAGE	97	1.00	0.33						
Totals for	KABUSHI						284	1.68	16,919	29,684	57.00
<b>36</b>	<b>NDOLA CENTRAL</b>										
	SATA MICHAEL C	PF	12,460	60.00	32.13						
	BANDA RUPIAH B	MMD	6,226	30.00	16.06						
	HICHILEMA HAKAINDE	UPND	1,550	7.00	4.00						
	MIYANDA GODFREY K	HERITAGE	273	1.00	0.70						
Totals for	NDOLA CENTRAL						403	1.93	20,912	38,776	53.93

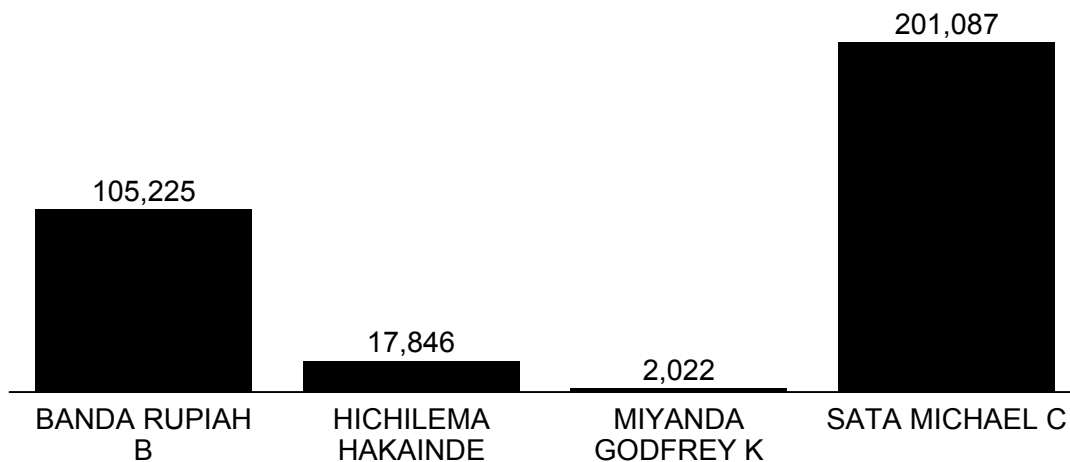



# ELECTORAL COMMISSION OF ZAMBIA



## 2008 PRESIDENTIAL ELECTION

CONSTITUENCY	CANDIDATE	PARTY	VOTES OBTAINED	% Against Votes cast	% Against registered	Rejected Ballot Papers	Rejected Ballot Papers %	Total Votes Cast	Registered Voters	Voter Turnout
<b>PROVINCE SUMMARY</b>										
<b>PROVINCE 2 COPPERBELT</b>										
	SATA MICHAEL C	PF	201,087	60.90	32.13					
	BANDA RUIPAH B	MMD	105,225	31.87	16.81					
	HICHILEMA HAKAINDE	UPND	17,846	5.40	2.85					
	MIYANDA GODFREY K	HERITAGE	2,022	0.61	0.32					
						4,016	1.22	330,196	625,848	52.76





# ELECTORAL COMMISSION OF ZAMBIA



## 2008 PRESIDENTIAL ELECTION

CONSTITUENCY	CANDIDATE	PARTY	VOTES OBTAINED	% Against Votes cast	% Against registered	Rejected Ballot Papers	Rejected Ballot Papers %	Total Votes Cast	Registered Voters	Voter Turnout
--------------	-----------	-------	-------------------	-------------------------------	----------------------------	------------------------------	--------------------------------	------------------------	----------------------	------------------

**PROVINCE 3 EASTERN**

### RESULTS BY CONSTITUENCY

**37 CHADIZA**


BANDA RUPIAH B	MMD	5,957	79.00	32.66
HICHILEMA HAKAINDE	UPND	844	11.00	4.63
SATA MICHAEL C	PF	502	7.00	2.75
MIYANDA GODFREY K	HERITAGE	87	1.00	0.48

Totals for CHADIZA						125	1.66	7,515	18,242	41.20
--------------------	--	--	--	--	--	-----	------	-------	--------	-------

**38 VUBWI**

BANDA RUPIAH B	MMD	3,925	80.00	29.67
HICHILEMA HAKAINDE	UPND	452	9.00	3.42
SATA MICHAEL C	PF	373	8.00	2.82
MIYANDA GODFREY K	HERITAGE	65	1.00	0.49

Totals for VUBWI						90	1.83	4,905	13,231	37.07
------------------	--	--	--	--	--	----	------	-------	--------	-------




# ELECTORAL COMMISSION OF ZAMBIA



## 2008 PRESIDENTIAL ELECTION

CONSTITUENCY	CANDIDATE	PARTY	VOTES OBTAINED	% Against Votes cast	% Against registered	Rejected Ballot Papers	Rejected Ballot Papers %	Total Votes Cast	Registered Voters	Voter Turnout	
<b>39</b>	<b>CHAMA NORTH</b>										
	BANDA RUPIAH B	MMD	4,472	57.00	24.58						
	SATA MICHAEL C	PF	2,996	38.00	16.47						
	HICHILEMA HAKAINDE	UPND	254	3.00	1.40						
	MIYANDA GODFREY K	HERITAGE	63	1.00	0.35						
Totals for	CHAMA NORTH						115	1.46	7,900	18,191	43.43
<b>40</b>	<b>CHAMA SOUTH</b>										
	BANDA RUPIAH B	MMD	4,749	57.00	29.65						
	SATA MICHAEL C	PF	3,091	37.00	19.30						
	HICHILEMA HAKAINDE	UPND	271	3.00	1.69						
	MIYANDA GODFREY K	HERITAGE	56	1.00	0.35						
Totals for	CHAMA SOUTH						111	1.34	8,278	16,015	51.69




# ELECTORAL COMMISSION OF ZAMBIA



## 2008 PRESIDENTIAL ELECTION

CONSTITUENCY	CANDIDATE	PARTY	VOTES OBTAINED	% Against Votes cast	% Against registered	Rejected Ballot Papers	Rejected Ballot Papers %	Total Votes Cast	Registered Voters	Voter Turnout
<b>41</b>	<b>CHIPANGALI</b>									
	BANDA RUPIAH B	MMD	9,181	81.00	27.54					
	SATA MICHAEL C	PF	1,141	10.00	3.42					
	HICHILEMA HAKAINDE	UPND	740	7.00	2.22					
	MIYANDA GODFREY K	HERITAGE	98	1.00	0.29					
Totals for	CHIPANGALI					207	1.82	11,367	33,343	34.09
<b>42</b>	<b>CHIPATA CENTRAL</b>									
	BANDA RUPIAH B	MMD	10,556	64.00	27.69					
	SATA MICHAEL C	PF	4,592	28.00	12.04					
	HICHILEMA HAKAINDE	UPND	923	6.00	2.42					
	MIYANDA GODFREY K	HERITAGE	92	1.00	0.24					
Totals for	CHIPATA CENTRAL					268	1.63	16,431	38,126	43.10






# ELECTORAL COMMISSION OF ZAMBIA



## 2008 PRESIDENTIAL ELECTION

CONSTITUENCY	CANDIDATE	PARTY	VOTES OBTAINED	% Against Votes cast	% Against registered	Rejected Ballot Papers	Rejected Ballot Papers %	Total Votes Cast	Registered Voters	Voter Turnout	
<b>43</b>	<b>KASENENGWA</b>										
	BANDA RUPIAH B	MMD	10,110	83.00	31.05						
	SATA MICHAEL C	PF	1,278	10.00	3.92						
	HICHILEMA HAKAINDE	UPND	547	4.00	1.68						
	MIYANDA GODFREY K	HERITAGE	110	1.00	0.34						
Totals for	KASENENGWA						149	1.22	12,194	32,563	37.45
<b>44</b>	<b>LUANGENI</b>										
	BANDA RUPIAH B	MMD	7,944	76.00	32.03						
	HICHILEMA HAKAINDE	UPND	1,173	11.00	4.73						
	SATA MICHAEL C	PF	1,125	11.00	4.54						
	MIYANDA GODFREY K	HERITAGE	99	1.00	0.40						
Totals for	LUANGENI						174	1.65	10,515	24,799	42.40




# ELECTORAL COMMISSION OF ZAMBIA



## 2008 PRESIDENTIAL ELECTION

CONSTITUENCY	CANDIDATE	PARTY	VOTES OBTAINED	% Against Votes cast	% Against registered	Rejected Ballot Papers	Rejected Ballot Papers %	Total Votes Cast	Registered Voters	Voter Turnout
<b>45</b>	<b>MILANZI</b>									
	BANDA RUPIAH B	MMD	5,872	73.00	29.77					
	HICHILEMA HAKAINDE	UPND	1,050	13.00	5.32					
	SATA MICHAEL C	PF	849	11.00	4.30					
	MIYANDA GODFREY K	HERITAGE	129	2.00	0.65					
Totals for	MILANZI					118	1.47	8,018	19,727	40.64
<b>46</b>	<b>MKAIKA</b>									
	BANDA RUPIAH B	MMD	9,527	81.00	35.46					
	SATA MICHAEL C	PF	1,544	13.00	5.75					
	HICHILEMA HAKAINDE	UPND	406	3.00	1.51					
	MIYANDA GODFREY K	HERITAGE	60	1.00	0.22					
Totals for	MKAIKA					243	2.06	11,780	26,869	43.84




# ELECTORAL COMMISSION OF ZAMBIA



## 2008 PRESIDENTIAL ELECTION

CONSTITUENCY	CANDIDATE	PARTY	VOTES OBTAINED	% Against Votes cast	% Against registered	Rejected Ballot Papers	Rejected Ballot Papers %	Total Votes Cast	Registered Voters	Voter Turnout
<b>47</b>	<b>SINDA</b>									
	BANDA RUPIAH B	MMD	10,271	86.00	41.69					
	SATA MICHAEL C	PF	753	6.00	3.06					
	HICHILEMA HAKAINDE	UPND	409	3.00	1.66					
	MIYANDA GODFREY K	HERITAGE	126	1.00	0.51					
Totals for	SINDA					318	2.68	11,877	24,635	48.21
<b>48</b>	<b>CHASEFU</b>									
	BANDA RUPIAH B	MMD	7,572	62.00	23.69					
	SATA MICHAEL C	PF	2,849	23.00	8.91					
	HICHILEMA HAKAINDE	UPND	1,364	11.00	4.27					
	MIYANDA GODFREY K	HERITAGE	196	2.00	0.61					
Totals for	CHASEFU					271	2.21	12,252	31,961	38.33




# ELECTORAL COMMISSION OF ZAMBIA



## 2008 PRESIDENTIAL ELECTION

CONSTITUENCY	CANDIDATE	PARTY	VOTES OBTAINED	% Against Votes cast	% Against registered	Rejected Ballot Papers	Rejected Ballot Papers %	Total Votes Cast	Registered Voters	Voter Turnout
<b>49</b>	<b>LUMEZI</b>									
	BANDA RUPIAH B	MMD	6,772	63.00	22.40					
	SATA MICHAEL C	PF	3,176	30.00	10.50					
	HICHILEMA HAKAINDE	UPND	465	4.00	1.54					
	MIYANDA GODFREY K	HERITAGE	113	1.00	0.37					
Totals for	LUMEZI					177	1.65	10,703	30,236	35.40
<b>50</b>	<b>LUNDAZI</b>									
	BANDA RUPIAH B	MMD	12,696	71.00	32.92					
	SATA MICHAEL C	PF	3,639	20.00	9.43					
	HICHILEMA HAKAINDE	UPND	904	5.00	2.34					
	MIYANDA GODFREY K	HERITAGE	220	1.00	0.57					
Totals for	LUNDAZI					309	1.74	17,768	38,572	46.06




# ELECTORAL COMMISSION OF ZAMBIA



## 2008 PRESIDENTIAL ELECTION

CONSTITUENCY	CANDIDATE	PARTY	VOTES OBTAINED	% Against Votes cast	% Against registered	Rejected Ballot Papers	Rejected Ballot Papers %	Total Votes Cast	Registered Voters	Voter Turnout
<b>51</b>	<b>MALAMBO</b>									
	BANDA RUPIAH B	MMD	5,389	67.00	24.56					
	SATA MICHAEL C	PF	1,898	24.00	8.65					
	HICHILEMA HAKAINDE	UPND	520	7.00	2.37					
	MIYANDA GODFREY K	HERITAGE	71	1.00	0.32					
Totals for	MALAMBO					118	1.48	7,996	21,938	36.45
<b>52</b>	<b>NYIMBA</b>									
	BANDA RUPIAH B	MMD	7,202	76.00	29.04					
	SATA MICHAEL C	PF	1,590	17.00	6.41					
	HICHILEMA HAKAINDE	UPND	449	5.00	1.81					
	MIYANDA GODFREY K	HERITAGE	32	0.00	0.13					
Totals for	NYIMBA					156	1.65	9,429	24,799	38.02




# ELECTORAL COMMISSION OF ZAMBIA



## 2008 PRESIDENTIAL ELECTION

CONSTITUENCY	CANDIDATE	PARTY	VOTES OBTAINED	% Against Votes cast	% Against registered	Rejected Ballot Papers	Rejected Ballot Papers %	Total Votes Cast	Registered Voters	Voter Turnout
<b>53</b>	<b>KAPOCHE</b>									
	BANDA RUPIAH B	MMD	7,571	74.00	27.44					
	SATA MICHAEL C	PF	2,147	21.00	7.78					
	HICHILEMA HAKAINDE	UPND	291	3.00	1.05					
	MIYANDA GODFREY K	HERITAGE	83	1.00	0.30					
Totals for	KAPOCHE					121	1.18	10,213	27,594	37.01
<b>54</b>	<b>MSANZALA</b>									
	BANDA RUPIAH B	MMD	8,311	83.00	36.06					
	SATA MICHAEL C	PF	1,326	13.00	5.75					
	HICHILEMA HAKAINDE	UPND	206	2.00	0.89					
	MIYANDA GODFREY K	HERITAGE	46	0.00	0.20					
Totals for	MSANZALA					129	1.29	10,018	23,049	43.46




# ELECTORAL COMMISSION OF ZAMBIA



## 2008 PRESIDENTIAL ELECTION

CONSTITUENCY	CANDIDATE	PARTY	VOTES OBTAINED	% Against Votes cast	% Against registered	Rejected Ballot Papers	Rejected Ballot Papers %	Total Votes Cast	Registered Voters	Voter Turnout
<b>55</b>	<b>PETAUKE</b>									
	BANDA RUPIAH B	MMD	10,120	76.00	28.04					
	SATA MICHAEL C	PF	2,426	18.00	6.72					
	HICHILEMA HAKAINDE	UPND	356	3.00	0.99					
	MIYANDA GODFREY K	HERITAGE	180	1.00	0.50					
Totals for	PETAUKE					265	1.99	13,347	36,094	36.98



# ELECTORAL COMMISSION OF ZAMBIA



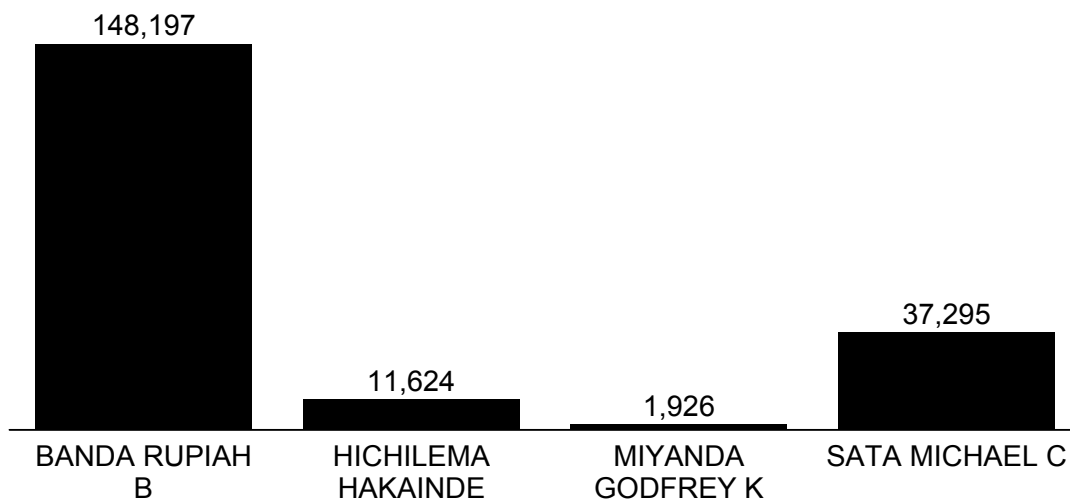
## 2008 PRESIDENTIAL ELECTION

CONSTITUENCY	CANDIDATE	PARTY	VOTES OBTAINED	% Against Votes cast	% Against registered	Rejected Ballot Papers	Rejected Ballot Papers %	Total Votes Cast	Registered Voters	Voter Turnout
--------------	-----------	-------	-------------------	-------------------------------	----------------------------	------------------------------	--------------------------------	------------------------	----------------------	------------------


### PROVINCE SUMMARY

#### PROVINCE 3 EASTERN

BANDA RUPIAH B	MMD	148,197	73.18	29.64						
SATA MICHAEL C	PF	37,295	18.42	7.46						
HICHILEMA HAKAINDE	UPND	11,624	5.74	2.32						
MIYANDA GODFREY K	HERITAGE	1,926	0.95	0.39						
						3,464	1.71	202,506	499,984	40.50







# ELECTORAL COMMISSION OF ZAMBIA



## 2008 PRESIDENTIAL ELECTION

CONSTITUENCY	CANDIDATE	PARTY	VOTES OBTAINED	% Against Votes cast	% Against registered	Rejected Ballot Papers	Rejected Ballot Papers %	Total Votes Cast	Registered Voters	Voter Turnout
--------------	-----------	-------	-------------------	-------------------------------	----------------------------	------------------------------	--------------------------------	------------------------	----------------------	------------------


**PROVINCE 4 LUAPULA**

### RESULTS BY CONSTITUENCY

**56 KAWAMBWA**

SATA MICHAEL C	PF	4,967	69.00	31.91			
BANDA RUIPAH B	MMD	2,077	29.00	13.34			
HICHILEMA HAKAINDE	UPND	63	1.00	0.40			
MIYANDA GODFREY K	HERITAGE	13	0.00	0.08			

Totals for	KAWAMBWA					43	0.60	7,163	15,565	46.02
------------	----------	--	--	--	--	----	------	-------	--------	-------




# ELECTORAL COMMISSION OF ZAMBIA



## 2008 PRESIDENTIAL ELECTION

CONSTITUENCY	CANDIDATE	PARTY	VOTES OBTAINED	% Against Votes cast	% Against registered	Rejected Ballot Papers	Rejected Ballot Papers %	Total Votes Cast	Registered Voters	Voter Turnout	
<b>57</b>	<b>MWANSABOMBWE</b>										
	SATA MICHAEL C	PF	6,064	78.00	41.47						
	BANDA RUPIAH B	MMD	1,325	17.00	9.06						
	HICHILEMA HAKAINDE	UPND	117	2.00	0.80						
	MIYANDA GODFREY K	HERITAGE	82	1.00	0.56						
Totals for	MWANSABOMBWE						142	1.84	7,730	14,623	52.86
<b>58</b>	<b>PAMBASHE</b>										
	SATA MICHAEL C	PF	3,040	64.00	30.07						
	BANDA RUPIAH B	MMD	1,622	34.00	16.05						
	HICHILEMA HAKAINDE	UPND	33	1.00	0.33						
	MIYANDA GODFREY K	HERITAGE	8	0.00	0.08						
Totals for	PAMBASHE						53	1.11	4,756	10,109	47.05




# ELECTORAL COMMISSION OF ZAMBIA



## 2008 PRESIDENTIAL ELECTION

CONSTITUENCY	CANDIDATE	PARTY	VOTES OBTAINED	% Against Votes cast	% Against registered	Rejected Ballot Papers	Rejected Ballot Papers %	Total Votes Cast	Registered Voters	Voter Turnout
<b>59</b>	<b>BAHATI</b>									
	SATA MICHAEL C	PF	6,852	77.00	29.94					
	BANDA RUPIAH B	MMD	1,864	21.00	8.14					
	HICHILEMA HAKAINDE	UPND	97	1.00	0.42					
	MIYANDA GODFREY K	HERITAGE	25	0.00	0.11					
Totals for	BAHATI					104	1.16	8,942	22,889	39.07
<b>60</b>	<b>CHEMBE</b>									
	BANDA RUPIAH B	MMD	2,217	53.00	18.73					
	SATA MICHAEL C	PF	1,902	45.00	16.07					
	HICHILEMA HAKAINDE	UPND	51	1.00	0.43					
	MIYANDA GODFREY K	HERITAGE	6	0.00	0.05					
Totals for	CHEMBE					35	0.83	4,211	11,838	35.57




# ELECTORAL COMMISSION OF ZAMBIA



## 2008 PRESIDENTIAL ELECTION

CONSTITUENCY	CANDIDATE	PARTY	VOTES OBTAINED	% Against Votes cast	% Against registered	Rejected Ballot Papers	Rejected Ballot Papers %	Total Votes Cast	Registered Voters	Voter Turnout	
<b>61</b>	<b>MANSA CENTRAL</b>										
	SATA MICHAEL C	PF	11,815	73.00	28.13						
	BANDA RUPIAH B	MMD	4,021	25.00	9.58						
	HICHILEMA HAKAINDE	UPND	233	1.00	0.55						
	MIYANDA GODFREY K	HERITAGE	40	0.00	0.10						
Totals for	MANSA CENTRAL						168	1.03	16,277	41,994	38.76
<b>62</b>	<b>CHIPILI</b>										
	SATA MICHAEL C	PF	3,703	73.00	33.99						
	BANDA RUPIAH B	MMD	1,280	25.00	11.75						
	HICHILEMA HAKAINDE	UPND	37	1.00	0.34						
	MIYANDA GODFREY K	HERITAGE	9	0.00	0.08						
Totals for	CHIPILI						41	0.81	5,070	10,895	46.54




# ELECTORAL COMMISSION OF ZAMBIA



## 2008 PRESIDENTIAL ELECTION

CONSTITUENCY	CANDIDATE	PARTY	VOTES OBTAINED	% Against Votes cast	% Against registered	Rejected Ballot Papers	Rejected Ballot Papers %	Total Votes Cast	Registered Voters	Voter Turnout
<b>63</b>	<b>MAMBILIMA</b>									
	SATA MICHAEL C	PF	3,264	57.00	27.12					
	BANDA RUPIAH B	MMD	2,288	40.00	19.01					
	HICHILEMA HAKAINDE	UPND	91	2.00	0.76					
	MIYANDA GODFREY K	HERITAGE	19	0.00	0.16					
Totals for	MAMBILIMA					75	1.31	5,737	12,037	47.66
<b>64</b>	<b>MWENSE</b>									
	SATA MICHAEL C	PF	5,858	70.00	30.06					
	BANDA RUPIAH B	MMD	2,190	26.00	11.24					
	HICHILEMA HAKAINDE	UPND	198	2.00	1.02					
	MIYANDA GODFREY K	HERITAGE	20	0.00	0.10					
Totals for	MWENSE					88	1.05	8,354	19,486	42.87




# ELECTORAL COMMISSION OF ZAMBIA



## 2008 PRESIDENTIAL ELECTION

CONSTITUENCY	CANDIDATE	PARTY	VOTES OBTAINED	% Against Votes cast	% Against registered	Rejected Ballot Papers	Rejected Ballot Papers %	Total Votes Cast	Registered Voters	Voter Turnout
<b>65</b>	<b>CHIENGE</b>									
	SATA MICHAEL C	PF	3,942	54.00	10.51					
	BANDA RUPIAH B	MMD	3,193	44.00	8.52					
	HICHILEMA HAKAINDE	UPND	43	1.00	0.11					
	MIYANDA GODFREY K	HERITAGE	16	0.00	0.04					
Totals for	CHIENGE					70	0.96	7,264	37,497	19.37
<b>66</b>	<b>NCHELENGE</b>									
	SATA MICHAEL C	PF	8,470	72.00	18.54					
	BANDA RUPIAH B	MMD	2,766	24.00	6.05					
	HICHILEMA HAKAINDE	UPND	274	2.00	0.60					
	MIYANDA GODFREY K	HERITAGE	38	0.00	0.08					
Totals for	NCHELENGE					161	1.38	11,709	45,697	25.62




# ELECTORAL COMMISSION OF ZAMBIA



## 2008 PRESIDENTIAL ELECTION

CONSTITUENCY	CANDIDATE	PARTY	VOTES OBTAINED	% Against Votes cast	% Against registered	Rejected Ballot Papers	Rejected Ballot Papers %	Total Votes Cast	Registered Voters	Voter Turnout	
<b>67</b>	<b>BANGWEULU</b>										
	SATA MICHAEL C	PF	11,252	79.00	33.58						
	BANDA RUPIAH B	MMD	2,529	18.00	7.55						
	HICHILEMA HAKAINDE	UPND	162	1.00	0.48						
	MIYANDA GODFREY K	HERITAGE	48	0.00	0.14						
Totals for	BANGWEULU						167	1.18	14,158	33,513	42.25
<b>68</b>	<b>CHIFUNABULI</b>										
	SATA MICHAEL C	PF	8,422	66.00	30.77						
	BANDA RUPIAH B	MMD	4,044	32.00	14.78						
	HICHILEMA HAKAINDE	UPND	150	1.00	0.55						
	MIYANDA GODFREY K	HERITAGE	36	0.00	0.13						
Totals for	CHIFUNABULI						134	1.05	12,786	27,370	46.72




# ELECTORAL COMMISSION OF ZAMBIA



## 2008 PRESIDENTIAL ELECTION

CONSTITUENCY	CANDIDATE	PARTY	VOTES OBTAINED	% Against Votes cast	% Against registered	Rejected Ballot Papers	Rejected Ballot Papers %	Total Votes Cast	Registered Voters	Voter Turnout
<b>69</b>	<b>LUAPULA</b>									
	SATA MICHAEL C	PF	2,867	69.00	30.68					
	BANDA RUPIAH B	MMD	1,136	27.00	12.16					
	HICHILEMA HAKAINDE	UPND	39	1.00	0.42					
	MIYANDA GODFREY K	HERITAGE	29	1.00	0.31					
Totals for	LUAPULA					112	2.68	4,183	9,344	44.77





# ELECTORAL COMMISSION OF ZAMBIA



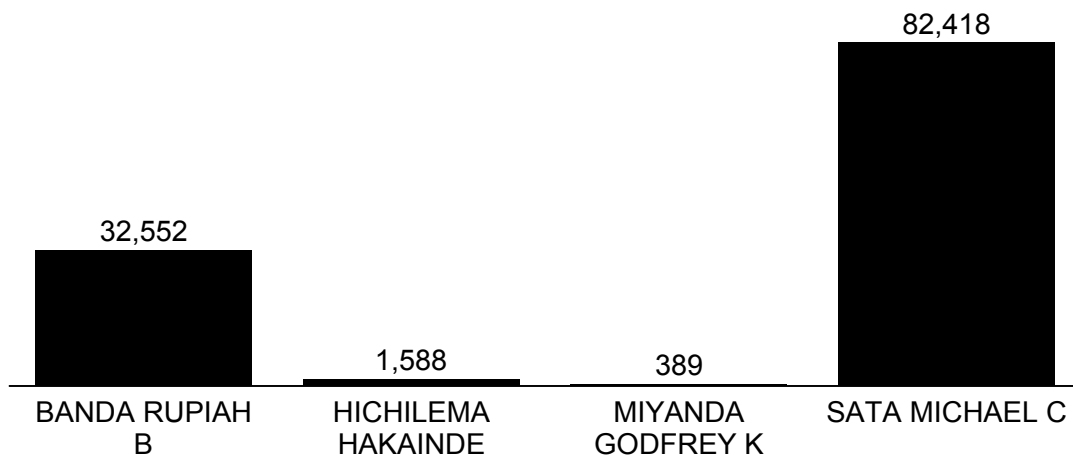
## 2008 PRESIDENTIAL ELECTION


CONSTITUENCY	CANDIDATE	PARTY	VOTES OBTAINED	% Against Votes cast	% Against registered	Rejected Ballot Papers	Rejected Ballot Papers %	Total Votes Cast	Registered Voters	Voter Turnout
--------------	-----------	-------	-------------------	-------------------------------	----------------------------	------------------------------	--------------------------------	------------------------	----------------------	------------------

### PROVINCE SUMMARY

#### PROVINCE 4 LUAPULA

SATA MICHAEL C	PF	82,418	69.65	26.34						
BANDA RUPIAH B	MMD	32,552	27.51	10.40						
HICHILEMA HAKAINDE	UPND	1,588	1.34	0.51						
MIYANDA GODFREY K	HERITAGE	389	0.33	0.12						
						1,393	1.18	118,340	312,857	37.83





# ELECTORAL COMMISSION OF ZAMBIA



## 2008 PRESIDENTIAL ELECTION

CONSTITUENCY	CANDIDATE	PARTY	VOTES OBTAINED	% Against Votes cast	% Against registered	Rejected Ballot Papers	Rejected Ballot Papers %	Total Votes Cast	Registered Voters	Voter Turnout
--------------	-----------	-------	-------------------	-------------------------------	----------------------------	------------------------------	--------------------------------	------------------------	----------------------	------------------


**PROVINCE 5 LUSAKA**

### RESULTS BY CONSTITUENCY

**70 KAFUE**

BANDA RUIPAH B	MMD	7,313	42.00	20.24			
SATA MICHAEL C	PF	5,213	30.00	14.43			
HICHILEMA HAKAINDE	UPND	4,393	25.00	12.16			
MIYANDA GODFREY K	HERITAGE	164	1.00	0.45			

Totals for	KAFUE					208	1.20	17,291	36,137	47.85
------------	-------	--	--	--	--	-----	------	--------	--------	-------




# ELECTORAL COMMISSION OF ZAMBIA



## 2008 PRESIDENTIAL ELECTION

CONSTITUENCY	CANDIDATE	PARTY	VOTES OBTAINED	% Against Votes cast	% Against registered	Rejected Ballot Papers	Rejected Ballot Papers %	Total Votes Cast	Registered Voters	Voter Turnout
<b>71</b>	<b>FEIRA</b>									
	BANDA RUPIAH B	MMD	2,681	58.00	30.75					
	SATA MICHAEL C	PF	1,288	28.00	14.77					
	HICHILEMA HAKAINDE	UPND	542	12.00	6.22					
	MIYANDA GODFREY K	HERITAGE	43	1.00	0.49					
Totals for	FEIRA					64	1.39	4,618	8,718	52.97
<b>72</b>	<b>CHILANGA</b>									
	SATA MICHAEL C	PF	3,981	35.00	14.95					
	BANDA RUPIAH B	MMD	3,913	34.00	14.70					
	HICHILEMA HAKAINDE	UPND	3,439	30.00	12.92					
	MIYANDA GODFREY K	HERITAGE	75	1.00	0.28					
Totals for	CHILANGA					123	1.07	11,531	26,621	43.32




# ELECTORAL COMMISSION OF ZAMBIA



## 2008 PRESIDENTIAL ELECTION

CONSTITUENCY	CANDIDATE	PARTY	VOTES OBTAINED	% Against Votes cast	% Against registered	Rejected Ballot Papers	Rejected Ballot Papers %	Total Votes Cast	Registered Voters	Voter Turnout
<b>73</b>	<b>CHONGWE</b>									
	BANDA RUPIAH B	MMD	9,918	58.00	24.58					
	SATA MICHAEL C	PF	4,264	25.00	10.57					
	HICHILEMA HAKAINDE	UPND	2,595	15.00	6.43					
	MIYANDA GODFREY K	HERITAGE	127	1.00	0.31					
Totals for	CHONGWE					207	1.21	17,111	40,346	42.41
<b>74</b>	<b>RUFUNSA</b>									
	BANDA RUPIAH B	MMD	4,250	72.00	28.48					
	SATA MICHAEL C	PF	763	13.00	5.11					
	HICHILEMA HAKAINDE	UPND	707	12.00	4.74					
	MIYANDA GODFREY K	HERITAGE	43	1.00	0.29					
Totals for	RUFUNSA					124	2.11	5,887	14,924	39.45




# ELECTORAL COMMISSION OF ZAMBIA



## 2008 PRESIDENTIAL ELECTION

CONSTITUENCY	CANDIDATE	PARTY	VOTES OBTAINED	% Against Votes cast	% Against registered	Rejected Ballot Papers	Rejected Ballot Papers %	Total Votes Cast	Registered Voters	Voter Turnout	
<b>75</b>	<b>CHAWAMA</b>										
	SATA MICHAEL C	PF	17,563	59.00	30.35						
	BANDA RUPIAH B	MMD	7,424	25.00	12.83						
	HICHILEMA HAKAINDE	UPND	4,052	14.00	7.00						
	MIYANDA GODFREY K	HERITAGE	88	0.00	0.15						
Totals for	CHAWAMA						425	1.44	29,552	57,872	51.06
<b>76</b>	<b>KABWATA</b>										
	SATA MICHAEL C	PF	18,657	63.00	33.40						
	BANDA RUPIAH B	MMD	5,941	20.00	10.64						
	HICHILEMA HAKAINDE	UPND	4,669	16.00	8.36						
	MIYANDA GODFREY K	HERITAGE	200	1.00	0.36						
Totals for	KABWATA						207	0.70	29,674	55,860	53.12




# ELECTORAL COMMISSION OF ZAMBIA



## 2008 PRESIDENTIAL ELECTION

CONSTITUENCY	CANDIDATE	PARTY	VOTES OBTAINED	% Against Votes cast	% Against registered	Rejected Ballot Papers	Rejected Ballot Papers %	Total Votes Cast	Registered Voters	Voter Turnout
<b>77</b>	<b>KANYAMA</b>									
	SATA MICHAEL C	PF	16,507	52.00	24.63					
	BANDA RUPIAH B	MMD	8,253	26.00	12.31					
	HICHILEMA HAKAINDE	UPND	6,731	21.00	10.04					
	MIYANDA GODFREY K	HERITAGE	123	0.00	0.18					
Totals for	KANYAMA					431	1.34	32,045	67,020	47.81
<b>78</b>	<b>LUSAKA CENTRAL</b>									
	SATA MICHAEL C	PF	14,866	58.00	30.92					
	BANDA RUPIAH B	MMD	6,257	25.00	13.01					
	HICHILEMA HAKAINDE	UPND	4,035	16.00	8.39					
	MIYANDA GODFREY K	HERITAGE	194	1.00	0.40					
Totals for	LUSAKA CENTRAL					166	0.65	25,518	48,081	53.07




# ELECTORAL COMMISSION OF ZAMBIA



## 2008 PRESIDENTIAL ELECTION

CONSTITUENCY	CANDIDATE	PARTY	VOTES OBTAINED	% Against Votes cast	% Against registered	Rejected Ballot Papers	Rejected Ballot Papers %	Total Votes Cast	Registered Voters	Voter Turnout
<b>79</b>	<b>MANDEVU</b>									
	SATA MICHAEL C	PF	27,117	62.00	32.81					
	BANDA RUPIAH B	MMD	12,377	28.00	14.98					
	HICHILEMA HAKAINDE	UPND	3,202	7.00	3.87					
	MIYANDA GODFREY K	HERITAGE	206	0.00	0.25					
Totals for	MANDEVU					663	1.52	43,565	82,644	52.71
<b>80</b>	<b>MATERO</b>									
	SATA MICHAEL C	PF	26,714	66.00	36.42					
	BANDA RUPIAH B	MMD	10,049	25.00	13.70					
	HICHILEMA HAKAINDE	UPND	3,235	8.00	4.41					
	MIYANDA GODFREY K	HERITAGE	172	0.00	0.23					
Totals for	MATERO					427	1.05	40,597	73,358	55.34




# ELECTORAL COMMISSION OF ZAMBIA



## 2008 PRESIDENTIAL ELECTION

CONSTITUENCY	CANDIDATE	PARTY	VOTES OBTAINED	% Against Votes cast	% Against registered	Rejected Ballot Papers	Rejected Ballot Papers %	Total Votes Cast	Registered Voters	Voter Turnout
<b>81</b>	<b>MUNALI</b>									
	SATA MICHAEL C	PF	25,174	58.00	30.97					
	BANDA RUIPAH B	MMD	11,681	27.00	14.37					
	HICHILEMA HAKAINDE	UPND	5,915	14.00	7.28					
	MIYANDA GODFREY K	HERITAGE	262	1.00	0.32					
Totals for	MUNALI					427	0.98	43,459	81,287	53.46





# ELECTORAL COMMISSION OF ZAMBIA



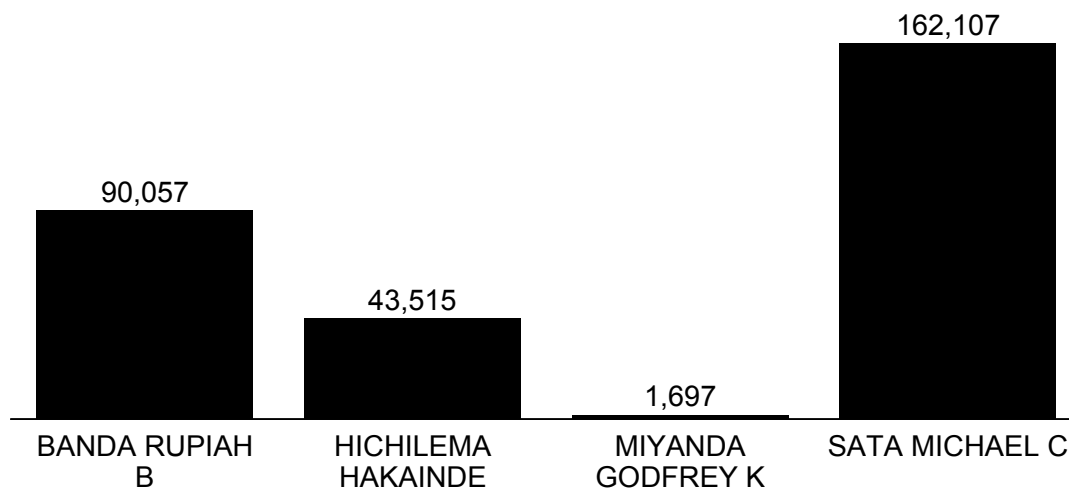
## 2008 PRESIDENTIAL ELECTION


CONSTITUENCY	CANDIDATE	PARTY	VOTES OBTAINED	% Against Votes cast	% Against registered	Rejected Ballot Papers	Rejected Ballot Papers %	Total Votes Cast	Registered Voters	Voter Turnout
--------------	-----------	-------	-------------------	-------------------------------	----------------------------	------------------------------	--------------------------------	------------------------	----------------------	------------------

### PROVINCE SUMMARY

#### PROVINCE 5 LUSAKA

SATA MICHAEL C	PF	162,107	53.88	27.34						
BANDA RUPIAH B	MMD	90,057	29.93	15.19						
HICHILEMA HAKAINDE	UPND	43,515	14.46	7.34						
MIYANDA GODFREY K	HERITAGE	1,697	0.56	0.29						
						3,472	1.15	300,848	592,868	50.74





# ELECTORAL COMMISSION OF ZAMBIA



## 2008 PRESIDENTIAL ELECTION

CONSTITUENCY	CANDIDATE	PARTY	VOTES OBTAINED	% Against Votes cast	% Against registered	Rejected Ballot Papers	Rejected Ballot Papers %	Total Votes Cast	Registered Voters	Voter Turnout
--------------	-----------	-------	-------------------	-------------------------------	----------------------------	------------------------------	--------------------------------	------------------------	----------------------	------------------


**PROVINCE 6 NORTHERN**

### RESULTS BY CONSTITUENCY

**82 CHILUBI**

SATA MICHAEL C	PF	8,965	76.00	32.02			
BANDA RUIPAH B	MMD	2,493	21.00	8.90			
HICHILEMA HAKAINDE	UPND	215	2.00	0.77			
MIYANDA GODFREY K	HERITAGE	34	0.00	0.12			

Totals for	CHILUBI					112	0.95	11,819	28,000	42.21
------------	---------	--	--	--	--	-----	------	--------	--------	-------




# ELECTORAL COMMISSION OF ZAMBIA



## 2008 PRESIDENTIAL ELECTION

CONSTITUENCY	CANDIDATE	PARTY	VOTES OBTAINED	% Against Votes cast	% Against registered	Rejected Ballot Papers	Rejected Ballot Papers %	Total Votes Cast	Registered Voters	Voter Turnout
<b>83</b>	<b>CHINSALI</b>									
	SATA MICHAEL C	PF	8,272	82.00	33.80					
	BANDA RUPIAH B	MMD	1,558	15.00	6.37					
	HICHILEMA HAKAINDE	UPND	99	1.00	0.40					
	MIYANDA GODFREY K	HERITAGE	52	1.00	0.21					
Totals for	CHINSALI					124	1.23	10,105	24,474	41.29
<b>84</b>	<b>SHIWANG'ANDU</b>									
	SATA MICHAEL C	PF	6,426	82.00	37.66					
	BANDA RUPIAH B	MMD	1,308	17.00	7.66					
	HICHILEMA HAKAINDE	UPND	39	0.00	0.23					
	MIYANDA GODFREY K	HERITAGE	22	0.00	0.13					
Totals for	SHIWANG'ANDU					73	0.93	7,868	17,065	46.11




# ELECTORAL COMMISSION OF ZAMBIA



## 2008 PRESIDENTIAL ELECTION

CONSTITUENCY	CANDIDATE	PARTY	VOTES OBTAINED	% Against Votes cast	% Against registered	Rejected Ballot Papers	Rejected Ballot Papers %	Total Votes Cast	Registered Voters	Voter Turnout	
<b>85</b>	<b>ISOKA EAST</b>										
	BANDA RUPIAH B	MMD	5,639	69.00	34.73						
	SATA MICHAEL C	PF	2,220	27.00	13.67						
	HICHILEMA HAKAINDE	UPND	155	2.00	0.95						
	MIYANDA GODFREY K	HERITAGE	39	0.00	0.24						
Totals for	ISOKA EAST						94	1.15	8,147	16,237	50.18
<b>86</b>	<b>ISOKA WEST</b>										
	BANDA RUPIAH B	MMD	3,999	54.00	21.99						
	SATA MICHAEL C	PF	3,120	42.00	17.16						
	HICHILEMA HAKAINDE	UPND	203	3.00	1.12						
	MIYANDA GODFREY K	HERITAGE	29	0.00	0.16						
Totals for	ISOKA WEST						114	1.53	7,465	18,182	41.06




# ELECTORAL COMMISSION OF ZAMBIA



## 2008 PRESIDENTIAL ELECTION

CONSTITUENCY	CANDIDATE	PARTY	VOTES OBTAINED	% Against Votes cast	% Against registered	Rejected Ballot Papers	Rejected Ballot Papers %	Total Votes Cast	Registered Voters	Voter Turnout	
<b>87</b>	<b>NAKONDE</b>										
	BANDA RUPIAH B	MMD	7,781	61.00	29.58						
	SATA MICHAEL C	PF	4,406	34.00	16.75						
	HICHILEMA HAKAINDE	UPND	310	2.00	1.18						
	MIYANDA GODFREY K	HERITAGE	52	0.00	0.20						
Totals for	NAKONDE						270	2.11	12,819	26,301	48.74
<b>88</b>	<b>CHIMBAMILONGA</b>										
	SATA MICHAEL C	PF	3,051	53.00	19.86						
	BANDA RUPIAH B	MMD	2,633	45.00	17.14						
	HICHILEMA HAKAINDE	UPND	49	1.00	0.32						
	MIYANDA GODFREY K	HERITAGE	9	0.00	0.06						
Totals for	CHIMBAMILONGA						59	1.02	5,801	15,365	37.75




# ELECTORAL COMMISSION OF ZAMBIA



## 2008 PRESIDENTIAL ELECTION

CONSTITUENCY	CANDIDATE	PARTY	VOTES OBTAINED	% Against Votes cast	% Against registered	Rejected Ballot Papers	Rejected Ballot Papers %	Total Votes Cast	Registered Voters	Voter Turnout
<b>89</b>	<b>KAPUTA</b>									
	SATA MICHAEL C	PF	3,389	50.00	19.59					
	BANDA RUPIAH B	MMD	3,281	48.00	18.96					
	HICHILEMA HAKAINDE	UPND	42	1.00	0.24					
	MIYANDA GODFREY K	HERITAGE	22	0.00	0.13					
Totals for	KAPUTA					85	1.25	6,819	17,301	39.41
<b>90</b>	<b>KASAMA CENTRAL</b>									
	SATA MICHAEL C	PF	13,540	80.00	39.28					
	BANDA RUPIAH B	MMD	2,729	16.00	7.92					
	HICHILEMA HAKAINDE	UPND	295	2.00	0.86					
	MIYANDA GODFREY K	HERITAGE	95	1.00	0.28					
Totals for	KASAMA CENTRAL					171	1.02	16,830	34,474	48.82




# ELECTORAL COMMISSION OF ZAMBIA



## 2008 PRESIDENTIAL ELECTION

CONSTITUENCY	CANDIDATE	PARTY	VOTES OBTAINED	% Against Votes cast	% Against registered	Rejected Ballot Papers	Rejected Ballot Papers %	Total Votes Cast	Registered Voters	Voter Turnout
<b>91</b>	<b>LUKASHYA</b>									
	SATA MICHAEL C	PF	12,022	78.00	35.94					
	BANDA RUPIAH B	MMD	2,916	19.00	8.72					
	HICHILEMA HAKAINDE	UPND	149	1.00	0.45					
	MIYANDA GODFREY K	HERITAGE	85	1.00	0.25					
Totals for	LUKASHYA					183	1.19	15,355	33,453	45.90
<b>92</b>	<b>MALOLE</b>									
	SATA MICHAEL C	PF	14,424	79.00	36.06					
	BANDA RUPIAH B	MMD	3,409	19.00	8.52					
	HICHILEMA HAKAINDE	UPND	125	1.00	0.31					
	MIYANDA GODFREY K	HERITAGE	60	0.00	0.15					
Totals for	MALOLE					194	1.07	18,212	40,000	45.53




# ELECTORAL COMMISSION OF ZAMBIA



## 2008 PRESIDENTIAL ELECTION

CONSTITUENCY	CANDIDATE	PARTY	VOTES OBTAINED	% Against Votes cast	% Against registered	Rejected Ballot Papers	Rejected Ballot Papers %	Total Votes Cast	Registered Voters	Voter Turnout
<b>93</b>	<b>LUBANSENSHI</b>									
	SATA MICHAEL C	PF	5,424	75.00	34.64					
	BANDA RUPIAH B	MMD	1,692	23.00	10.81					
	HICHILEMA HAKAINDE	UPND	47	1.00	0.30					
	MIYANDA GODFREY K	HERITAGE	19	0.00	0.12					
Totals for	LUBANSENSHI					60	0.83	7,242	15,659	46.25
<b>94</b>	<b>LUPOSOSHI</b>									
	SATA MICHAEL C	PF	6,677	70.00	34.69					
	BANDA RUPIAH B	MMD	2,661	28.00	13.82					
	HICHILEMA HAKAINDE	UPND	48	1.00	0.25					
	MIYANDA GODFREY K	HERITAGE	27	0.00	0.14					
Totals for	LUPOSOSHI					113	1.19	9,526	19,249	49.49






# ELECTORAL COMMISSION OF ZAMBIA



## 2008 PRESIDENTIAL ELECTION

CONSTITUENCY	CANDIDATE	PARTY	VOTES OBTAINED	% Against Votes cast	% Against registered	Rejected Ballot Papers	Rejected Ballot Papers %	Total Votes Cast	Registered Voters	Voter Turnout
<b>95</b>	<b>MBALA</b>									
	BANDA RUPIAH B	MMD	6,712	57.00	24.78					
	SATA MICHAEL C	PF	4,649	39.00	17.17					
	HICHILEMA HAKAINDE	UPND	213	2.00	0.79					
	MIYANDA GODFREY K	HERITAGE	56	0.00	0.21					
Totals for	MBALA					239	2.01	11,869	27,083	43.82
<b>96</b>	<b>MPULUNGU</b>									
	BANDA RUPIAH B	MMD	4,880	52.00	18.97					
	SATA MICHAEL C	PF	4,076	44.00	15.84					
	HICHILEMA HAKAINDE	UPND	217	2.00	0.84					
	MIYANDA GODFREY K	HERITAGE	23	0.00	0.09					
Totals for	MPULUNGU					105	1.13	9,301	25,728	36.15




# ELECTORAL COMMISSION OF ZAMBIA



## 2008 PRESIDENTIAL ELECTION

CONSTITUENCY	CANDIDATE	PARTY	VOTES OBTAINED	% Against Votes cast	% Against registered	Rejected Ballot Papers	Rejected Ballot Papers %	Total Votes Cast	Registered Voters	Voter Turnout	
<b>97</b>	<b>SENGA HILL</b>										
	BANDA RUPIAH B	MMD	5,557	59.00	25.06						
	SATA MICHAEL C	PF	3,561	37.00	16.06						
	HICHILEMA HAKAINDE	UPND	129	1.00	0.58						
	MIYANDA GODFREY K	HERITAGE	60	1.00	0.27						
Totals for	SENGA HILL						192	2.02	9,499	22,173	42.84
<b>98</b>	<b>KANCHIBIYA</b>										
	SATA MICHAEL C	PF	8,649	84.00	41.70						
	BANDA RUPIAH B	MMD	1,454	14.00	7.01						
	HICHILEMA HAKAINDE	UPND	56	1.00	0.27						
	MIYANDA GODFREY K	HERITAGE	25	0.00	0.12						
Totals for	KANCHIBIYA						96	0.93	10,280	20,740	49.57




# ELECTORAL COMMISSION OF ZAMBIA



## 2008 PRESIDENTIAL ELECTION

CONSTITUENCY	CANDIDATE	PARTY	VOTES OBTAINED	% Against Votes cast	% Against registered	Rejected Ballot Papers	Rejected Ballot Papers %	Total Votes Cast	Registered Voters	Voter Turnout
<b>99</b>	<b>MFUWE</b>									
	SATA MICHAEL C	PF	4,226	81.00	34.13					
	BANDA RUPIAH B	MMD	907	17.00	7.33					
	HICHILEMA HAKAINDE	UPND	36	1.00	0.29					
	MIYANDA GODFREY K	HERITAGE	12	0.00	0.10					
Totals for	MFUWE					50	0.96	5,231	12,382	42.25
<b>100</b>	<b>MPIKA</b>									
	SATA MICHAEL C	PF	8,380	81.00	37.31					
	BANDA RUPIAH B	MMD	1,687	16.00	7.51					
	HICHILEMA HAKAINDE	UPND	141	1.00	0.63					
	MIYANDA GODFREY K	HERITAGE	47	0.00	0.21					
Totals for	MPIKA					144	1.38	10,399	22,461	46.30




# ELECTORAL COMMISSION OF ZAMBIA



## 2008 PRESIDENTIAL ELECTION

CONSTITUENCY	CANDIDATE	PARTY	VOTES OBTAINED	% Against Votes cast	% Against registered	Rejected Ballot Papers	Rejected Ballot Papers %	Total Votes Cast	Registered Voters	Voter Turnout
<b>101</b>	<b>LUNTE</b>									
	SATA MICHAEL C	PF	4,836	65.00	28.93					
	BANDA RUPIAH B	MMD	2,492	34.00	14.91					
	HICHILEMA HAKAINDE	UPND	30	0.00	0.18					
	MIYANDA GODFREY K	HERITAGE	20	0.00	0.12					
Totals for	LUNTE					56	0.75	7,434	16,717	44.47
<b>102</b>	<b>MPOROKOSO</b>									
	SATA MICHAEL C	PF	3,931	72.00	32.41					
	BANDA RUPIAH B	MMD	1,449	26.00	11.95					
	HICHILEMA HAKAINDE	UPND	62	1.00	0.51					
	MIYANDA GODFREY K	HERITAGE	13	0.00	0.11					
Totals for	MPOROKOSO					38	0.69	5,493	12,128	45.29



# ELECTORAL COMMISSION OF ZAMBIA



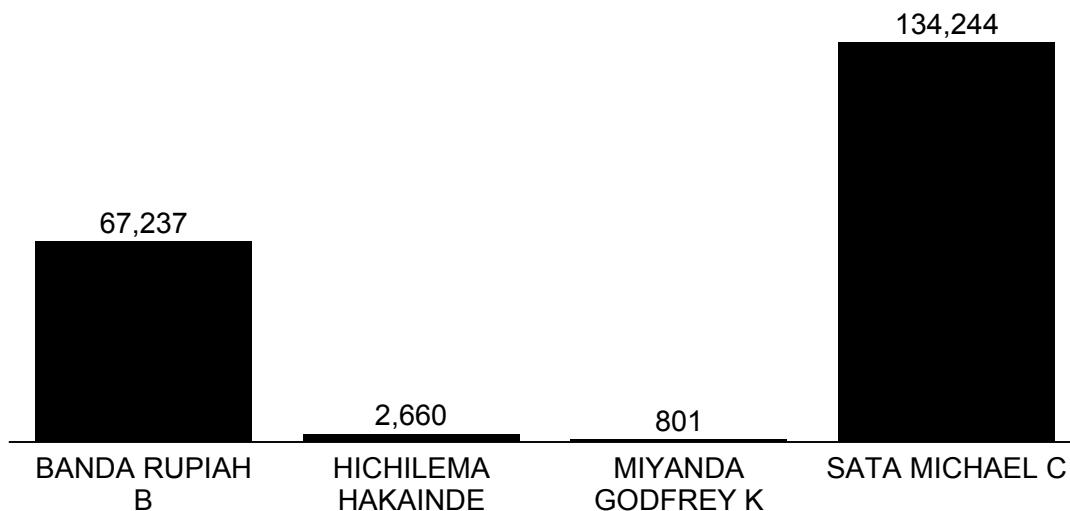
## 2008 PRESIDENTIAL ELECTION


CONSTITUENCY	CANDIDATE	PARTY	VOTES OBTAINED	% Against Votes cast	% Against registered	Rejected Ballot Papers	Rejected Ballot Papers %	Total Votes Cast	Registered Voters	Voter Turnout
--------------	-----------	-------	-------------------	-------------------------------	----------------------------	------------------------------	--------------------------------	------------------------	----------------------	------------------

### PROVINCE SUMMARY

#### PROVINCE 6 NORTHERN

SATA MICHAEL C	PF	134,244	64.69	28.86						
BANDA RUPIAH B	MMD	67,237	32.40	14.45						
HICHILEMA HAKAINDE	UPND	2,660	1.28	0.57						
MIYANDA GODFREY K	HERITAGE	801	0.39	0.17						
						2,572	1.24	207,514	465,172	44.61





# ELECTORAL COMMISSION OF ZAMBIA



## 2008 PRESIDENTIAL ELECTION

CONSTITUENCY	CANDIDATE	PARTY	VOTES OBTAINED	% Against Votes cast	% Against registered	Rejected Ballot Papers	Rejected Ballot Papers %	Total Votes Cast	Registered Voters	Voter Turnout
--------------	-----------	-------	-------------------	-------------------------------	----------------------------	------------------------------	--------------------------------	------------------------	----------------------	------------------

**PROVINCE 7 NORTH-WESTERN**

### RESULTS BY CONSTITUENCY

**103 CHAVUMA**


BANDA RUPIAH B	MMD	4,192	60.00	29.37			
HICHILEMA HAKAINDE	UPND	2,628	38.00	18.41			
SATA MICHAEL C	PF	95	1.00	0.67			
MIYANDA GODFREY K	HERITAGE	34	0.00	0.24			

Totals for CHAVUMA						57	0.81	7,006	14,273	49.09
--------------------	--	--	--	--	--	----	------	-------	--------	-------

**104 KABOMPO EAST**

BANDA RUPIAH B	MMD	4,211	50.00	26.06			
HICHILEMA HAKAINDE	UPND	3,910	47.00	24.20			
SATA MICHAEL C	PF	122	1.00	0.76			
MIYANDA GODFREY K	HERITAGE	60	1.00	0.37			

Totals for KABOMPO EAST						72	0.86	8,375	16,158	51.83
-------------------------	--	--	--	--	--	----	------	-------	--------	-------




# ELECTORAL COMMISSION OF ZAMBIA



## 2008 PRESIDENTIAL ELECTION

CONSTITUENCY	CANDIDATE	PARTY	VOTES OBTAINED	% Against Votes cast	% Against registered	Rejected Ballot Papers	Rejected Ballot Papers %	Total Votes Cast	Registered Voters	Voter Turnout	
<b>105</b>	<b>KABOMPO WEST</b>										
	BANDA RUPIAH B	MMD	3,482	55.00	21.42						
	HICHILEMA HAKAINDE	UPND	2,516	40.00	15.47						
	SATA MICHAEL C	PF	209	3.00	1.29						
	MIYANDA GODFREY K	HERITAGE	49	1.00	0.30						
Totals for	KABOMPO WEST						102	1.60	6,358	16,259	39.10
<b>106</b>	<b>KASEMPA</b>										
	BANDA RUPIAH B	MMD	5,367	72.00	25.18						
	HICHILEMA HAKAINDE	UPND	1,556	21.00	7.30						
	SATA MICHAEL C	PF	386	5.00	1.81						
	MIYANDA GODFREY K	HERITAGE	52	1.00	0.24						
Totals for	KASEMPA						85	1.14	7,446	21,315	34.93




# ELECTORAL COMMISSION OF ZAMBIA



## 2008 PRESIDENTIAL ELECTION

CONSTITUENCY	CANDIDATE	PARTY	VOTES OBTAINED	% Against Votes cast	% Against registered	Rejected Ballot Papers	Rejected Ballot Papers %	Total Votes Cast	Registered Voters	Voter Turnout
<b>107</b>	<b>MUFUMBWE</b>									
	BANDA RUPIAH B	MMD	5,503	70.00	27.92					
	HICHILEMA HAKAINDE	UPND	2,037	26.00	10.33					
	SATA MICHAEL C	PF	213	3.00	1.08					
	MIYANDA GODFREY K	HERITAGE	61	1.00	0.31					
Totals for	MUFUMBWE					91	1.15	7,905	19,711	40.10
<b>108</b>	<b>MWINILUNGA EAST</b>									
	HICHILEMA HAKAINDE	UPND	8,372	57.00	29.50					
	BANDA RUPIAH B	MMD	5,785	39.00	20.38					
	MIYANDA GODFREY K	HERITAGE	199	1.00	0.70					
	SATA MICHAEL C	PF	185	1.00	0.65					
Totals for	MWINILUNGA EAST					236	1.60	14,777	28,383	52.06






# ELECTORAL COMMISSION OF ZAMBIA



## 2008 PRESIDENTIAL ELECTION

CONSTITUENCY	CANDIDATE	PARTY	VOTES OBTAINED	% Against Votes cast	% Against registered	Rejected Ballot Papers	Rejected Ballot Papers %	Total Votes Cast	Registered Voters	Voter Turnout	
<b>109</b>	<b>MWINILUNGA WEST</b>										
	BANDA RUPIAH B	MMD	6,675	52.00	28.38						
	HICHILEMA HAKAINDE	UPND	5,586	44.00	23.75						
	SATA MICHAEL C	PF	253	2.00	1.08						
	MIYANDA GODFREY K	HERITAGE	126	1.00	0.54						
Totals for	MWINILUNGA WEST						180	1.40	12,820	23,521	54.50
<b>110</b>	<b>SOLWEZI CENTRAL</b>										
	BANDA RUPIAH B	MMD	9,622	65.00	27.77						
	HICHILEMA HAKAINDE	UPND	2,562	17.00	7.39						
	SATA MICHAEL C	PF	2,270	15.00	6.55						
	MIYANDA GODFREY K	HERITAGE	63	0.00	0.18						
Totals for	SOLWEZI CENTRAL						247	1.67	14,764	34,650	42.61




# ELECTORAL COMMISSION OF ZAMBIA



## 2008 PRESIDENTIAL ELECTION

CONSTITUENCY	CANDIDATE	PARTY	VOTES OBTAINED	% Against Votes cast	% Against registered	Rejected Ballot Papers	Rejected Ballot Papers %	Total Votes Cast	Registered Voters	Voter Turnout
<b>111</b>	<b>SOLWEZI EAST</b>									
	BANDA RUPIAH B	MMD	2,383	62.00	14.88					
	HICHILEMA HAKAINDE	UPND	1,037	27.00	6.48					
	SATA MICHAEL C	PF	251	7.00	1.57					
	MIYANDA GODFREY K	HERITAGE	45	1.00	0.28					
Totals for	SOLWEZI EAST					111	2.90	3,827	16,012	23.90
<b>112</b>	<b>SOLWEZI WEST</b>									
	BANDA RUPIAH B	MMD	5,504	61.00	22.72					
	HICHILEMA HAKAINDE	UPND	2,851	32.00	11.77					
	SATA MICHAEL C	PF	382	4.00	1.58					
	MIYANDA GODFREY K	HERITAGE	96	1.00	0.40					
Totals for	SOLWEZI WEST					188	2.08	9,021	24,221	37.24




# ELECTORAL COMMISSION OF ZAMBIA



## 2008 PRESIDENTIAL ELECTION

CONSTITUENCY	CANDIDATE	PARTY	VOTES OBTAINED	% Against Votes cast	% Against registered	Rejected Ballot Papers	Rejected Ballot Papers %	Total Votes Cast	Registered Voters	Voter Turnout	
<b>113</b>	<b>ZAMBEZI EAST</b>										
	BANDA RUPIAH B	MMD	4,996	59.00	23.86						
	HICHILEMA HAKAINDE	UPND	3,220	38.00	15.38						
	SATA MICHAEL C	PF	163	2.00	0.78						
	MIYANDA GODFREY K	HERITAGE	58	1.00	0.28						
Totals for	ZAMBEZI EAST						100	1.17	8,537	20,937	40.77
<b>114</b>	<b>ZAMBEZI WEST</b>										
	HICHILEMA HAKAINDE	UPND	1,990	53.00	21.23						
	BANDA RUPIAH B	MMD	1,650	44.00	17.60						
	SATA MICHAEL C	PF	57	2.00	0.61						
	MIYANDA GODFREY K	HERITAGE	33	1.00	0.35						
Totals for	ZAMBEZI WEST						58	1.53	3,788	9,375	40.41



# ELECTORAL COMMISSION OF ZAMBIA



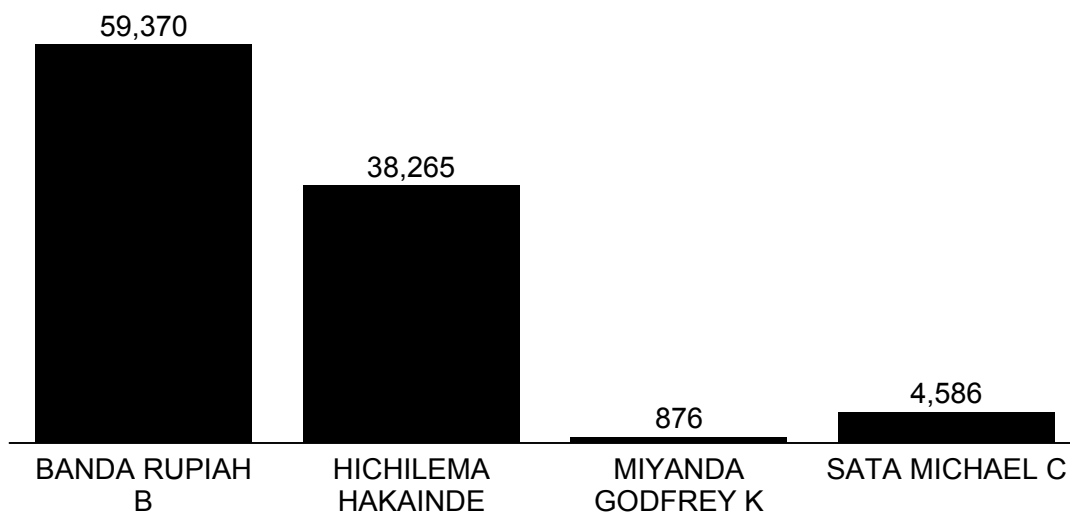
## 2008 PRESIDENTIAL ELECTION


CONSTITUENCY	CANDIDATE	PARTY	VOTES OBTAINED	% Against Votes cast	% Against registered	Rejected Ballot Papers	Rejected Ballot Papers %	Total Votes Cast	Registered Voters	Voter Turnout
--------------	-----------	-------	-------------------	-------------------------------	----------------------------	------------------------------	--------------------------------	------------------------	----------------------	------------------

### PROVINCE SUMMARY

#### PROVINCE 7 NORTH-WESTERN

BANDA RUPIAH B	MMD	59,370	56.75	24.25						
HICHILEMA HAKAINDE	UPND	38,265	36.57	15.63						
SATA MICHAEL C	PF	4,586	4.38	1.87						
MIYANDA GODFREY K	HERITAGE	876	0.84	0.36						
						1,527	1.46	104,624	244,815	42.74





# ELECTORAL COMMISSION OF ZAMBIA



## 2008 PRESIDENTIAL ELECTION

CONSTITUENCY	CANDIDATE	PARTY	VOTES OBTAINED	% Against Votes cast	% Against registered	Rejected Ballot Papers	Rejected Ballot Papers %	Total Votes Cast	Registered Voters	Voter Turnout
--------------	-----------	-------	-------------------	-------------------------------	----------------------------	------------------------------	--------------------------------	------------------------	----------------------	------------------

**PROVINCE 8 SOUTHERN**

### RESULTS BY CONSTITUENCY

**115 CHOMA CENTRAL**


HICHILEMA HAKAINDE	UPND	15,462	78.00	38.00
BANDA RUPIAH B	MMD	3,034	15.00	7.46
SATA MICHAEL C	PF	924	5.00	2.27
MIYANDA GODFREY K	HERITAGE	291	1.00	0.72

Totals for	CHOMA CENTRAL					164	0.83	19,875	40,694	48.84
------------	---------------	--	--	--	--	-----	------	--------	--------	-------

**116 MBABALA**

HICHILEMA HAKAINDE	UPND	8,166	75.00	40.67
BANDA RUPIAH B	MMD	2,369	22.00	11.80
MIYANDA GODFREY K	HERITAGE	165	2.00	0.82
SATA MICHAEL C	PF	128	1.00	0.64

Totals for	MBABALA					110	1.01	10,938	20,081	54.47
------------	---------	--	--	--	--	-----	------	--------	--------	-------




# ELECTORAL COMMISSION OF ZAMBIA



## 2008 PRESIDENTIAL ELECTION

CONSTITUENCY	CANDIDATE	PARTY	VOTES OBTAINED	% Against Votes cast	% Against registered	Rejected Ballot Papers	Rejected Ballot Papers %	Total Votes Cast	Registered Voters	Voter Turnout
<b>117</b>	<b>PEMBA</b>									
	HICHILEMA HAKAINDE	UPND	8,422	78.00	42.31					
	BANDA RUPIAH B	MMD	1,928	18.00	9.69					
	MIYANDA GODFREY K	HERITAGE	214	2.00	1.07					
	SATA MICHAEL C	PF	87	1.00	0.44					
Totals for	PEMBA					111	1.03	10,762	19,907	54.06
<b>118</b>	<b>GWEMBE</b>									
	HICHILEMA HAKAINDE	UPND	8,451	80.00	45.85					
	BANDA RUPIAH B	MMD	1,510	14.00	8.19					
	MIYANDA GODFREY K	HERITAGE	205	2.00	1.11					
	SATA MICHAEL C	PF	163	2.00	0.88					
Totals for	GWEMBE					189	1.80	10,518	18,432	57.06




# ELECTORAL COMMISSION OF ZAMBIA



## 2008 PRESIDENTIAL ELECTION

CONSTITUENCY	CANDIDATE	PARTY	VOTES OBTAINED	% Against Votes cast	% Against registered	Rejected Ballot Papers	Rejected Ballot Papers %	Total Votes Cast	Registered Voters	Voter Turnout
<b>119</b>	<b>DUNDUMWEZI</b>									
	HICHILEMA HAKAINDE	UPND	9,036	91.00	41.06					
	BANDA RUPIAH B	MMD	584	6.00	2.65					
	MIYANDA GODFREY K	HERITAGE	197	2.00	0.90					
	SATA MICHAEL C	PF	57	1.00	0.26					
Totals for	DUNDUMWEZI					95	0.95	9,969	22,006	45.30
<b>120</b>	<b>KALOMO CENTRAL</b>									
	HICHILEMA HAKAINDE	UPND	12,121	79.00	38.64					
	BANDA RUPIAH B	MMD	2,446	16.00	7.80					
	SATA MICHAEL C	PF	297	2.00	0.95					
	MIYANDA GODFREY K	HERITAGE	249	2.00	0.79					
Totals for	KALOMO CENTRAL					193	1.26	15,306	31,365	48.80




# ELECTORAL COMMISSION OF ZAMBIA



## 2008 PRESIDENTIAL ELECTION

CONSTITUENCY	CANDIDATE	PARTY	VOTES OBTAINED	% Against Votes cast	% Against registered	Rejected Ballot Papers	Rejected Ballot Papers %	Total Votes Cast	Registered Voters	Voter Turnout
<b>121</b>	<b>KATOMBOLA</b>									
	HICHILEMA HAKAINDE	UPND	9,843	61.00	28.49					
	BANDA RUPIAH B	MMD	5,469	34.00	15.83					
	SATA MICHAEL C	PF	284	2.00	0.82					
	MIYANDA GODFREY K	HERITAGE	259	2.00	0.75					
Totals for	KATOMBOLA					232	1.44	16,087	34,548	46.56
<b>122</b>	<b>MAPATIZYA</b>									
	HICHILEMA HAKAINDE	UPND	8,196	68.00	36.88					
	BANDA RUPIAH B	MMD	3,323	27.00	14.95					
	MIYANDA GODFREY K	HERITAGE	248	2.00	1.12					
	SATA MICHAEL C	PF	168	1.00	0.76					
Totals for	MAPATIZYA					189	1.56	12,124	22,224	54.55






# ELECTORAL COMMISSION OF ZAMBIA



## 2008 PRESIDENTIAL ELECTION

CONSTITUENCY	CANDIDATE	PARTY	VOTES OBTAINED	% Against Votes cast	% Against registered	Rejected Ballot Papers	Rejected Ballot Papers %	Total Votes Cast	Registered Voters	Voter Turnout	
<b>123</b>	<b>LIVINGSTONE</b>										
	BANDA RUPIAH B	MMD	9,450	40.00	19.24						
	HICHILEMA HAKAINDE	UPND	8,786	38.00	17.89						
	SATA MICHAEL C	PF	4,832	21.00	9.84						
	MIYANDA GODFREY K	HERITAGE	145	1.00	0.30						
Totals for	LIVINGSTONE						190	0.81	23,403	49,110	47.65
<b>124</b>	<b>CHIKANKATA</b>										
	HICHILEMA HAKAINDE	UPND	8,782	75.00	37.93						
	BANDA RUPIAH B	MMD	2,131	18.00	9.20						
	SATA MICHAEL C	PF	474	4.00	2.05						
	MIYANDA GODFREY K	HERITAGE	231	2.00	1.00						
Totals for	CHIKANKATA						100	0.85	11,718	23,153	50.61




# ELECTORAL COMMISSION OF ZAMBIA



## 2008 PRESIDENTIAL ELECTION

CONSTITUENCY	CANDIDATE	PARTY	VOTES OBTAINED	% Against Votes cast	% Against registered	Rejected Ballot Papers	Rejected Ballot Papers %	Total Votes Cast	Registered Voters	Voter Turnout
<b>125</b>	<b>MAGOYE</b>									
	HICHILEMA HAKAINDE	UPND	8,433	81.00	42.79					
	BANDA RUPIAH B	MMD	1,578	15.00	8.01					
	SATA MICHAEL C	PF	169	2.00	0.86					
	MIYANDA GODFREY K	HERITAGE	149	1.00	0.76					
Totals for	MAGOYE					114	1.09	10,443	19,708	52.99
<b>126</b>	<b>MAZABUKA CENTRAL</b>									
	HICHILEMA HAKAINDE	UPND	10,381	64.00	29.83					
	BANDA RUPIAH B	MMD	3,567	22.00	10.25					
	SATA MICHAEL C	PF	2,121	13.00	6.10					
	MIYANDA GODFREY K	HERITAGE	114	1.00	0.33					
Totals for	MAZABUKA CENTRAL					116	0.71	16,299	34,798	46.84




# ELECTORAL COMMISSION OF ZAMBIA



## 2008 PRESIDENTIAL ELECTION

CONSTITUENCY	CANDIDATE	PARTY	VOTES OBTAINED	% Against Votes cast	% Against registered	Rejected Ballot Papers	Rejected Ballot Papers %	Total Votes Cast	Registered Voters	Voter Turnout
<b>127 BWEENGWA</b>										
	HICHILEMA HAKAINDE	UPND	8,515	88.00	53.69					
	BANDA RUPIAH B	MMD	877	9.00	5.53					
	MIYANDA GODFREY K	HERITAGE	117	1.00	0.74					
	SATA MICHAEL C	PF	74	1.00	0.47					
Totals for	<b>BWEENGWA</b>					80	0.83	9,663	15,859	60.93
<b>128 MONZE CENTRAL</b>										
	HICHILEMA HAKAINDE	UPND	13,611	81.00	43.93					
	BANDA RUPIAH B	MMD	2,215	13.00	7.15					
	SATA MICHAEL C	PF	536	3.00	1.73					
	MIYANDA GODFREY K	HERITAGE	196	1.00	0.63					
Totals for	<b>MONZE CENTRAL</b>					236	1.41	16,794	30,982	54.21




# ELECTORAL COMMISSION OF ZAMBIA



## 2008 PRESIDENTIAL ELECTION

CONSTITUENCY	CANDIDATE	PARTY	VOTES OBTAINED	% Against Votes cast	% Against registered	Rejected Ballot Papers	Rejected Ballot Papers %	Total Votes Cast	Registered Voters	Voter Turnout
<b>129</b>	<b>MOOMBA</b>									
	HICHILEMA HAKAINDE	UPND	5,084	83.00	47.35					
	BANDA RUPIAH B	MMD	760	12.00	7.08					
	MIYANDA GODFREY K	HERITAGE	96	2.00	0.89					
	SATA MICHAEL C	PF	92	2.00	0.86					
Totals for	MOOMBA					96	1.57	6,128	10,738	57.07
<b>130</b>	<b>ITEZHITZHI</b>									
	HICHILEMA HAKAINDE	UPND	3,903	51.00	18.51					
	BANDA RUPIAH B	MMD	3,244	43.00	15.38					
	SATA MICHAEL C	PF	248	3.00	1.18					
	MIYANDA GODFREY K	HERITAGE	65	1.00	0.31					
Totals for	ITEZHITZHI					126	1.66	7,586	21,089	35.97




# ELECTORAL COMMISSION OF ZAMBIA



## 2008 PRESIDENTIAL ELECTION

CONSTITUENCY	CANDIDATE	PARTY	VOTES OBTAINED	% Against Votes cast	% Against registered	Rejected Ballot Papers	Rejected Ballot Papers %	Total Votes Cast	Registered Voters	Voter Turnout
<b>131</b>	<b>NAMWALA</b>									
	HICHILEMA HAKAINDE	UPND	9,721	79.00	36.15					
	BANDA RUPIAH B	MMD	2,298	19.00	8.54					
	SATA MICHAEL C	PF	174	1.00	0.65					
	MIYANDA GODFREY K	HERITAGE	94	1.00	0.35					
Totals for	NAMWALA					96	0.78	12,383	26,894	46.04
<b>132</b>	<b>SIAVONGA</b>									
	HICHILEMA HAKAINDE	UPND	10,484	78.00	37.48					
	BANDA RUPIAH B	MMD	1,851	14.00	6.62					
	SATA MICHAEL C	PF	622	5.00	2.22					
	MIYANDA GODFREY K	HERITAGE	276	2.00	0.99					
Totals for	SIAVONGA					199	1.48	13,432	27,974	48.02




# ELECTORAL COMMISSION OF ZAMBIA



## 2008 PRESIDENTIAL ELECTION

CONSTITUENCY	CANDIDATE	PARTY	VOTES OBTAINED	% Against Votes cast	% Against registered	Rejected Ballot Papers	Rejected Ballot Papers %	Total Votes Cast	Registered Voters	Voter Turnout
<b>133</b>	<b>SINAZONGWE</b>									
	HICHILEMA HAKAINDE	UPND	13,579	78.00	39.66					
	BANDA RUIPAH B	MMD	2,916	17.00	8.52					
	SATA MICHAEL C	PF	416	2.00	1.21					
	MIYANDA GODFREY K	HERITAGE	282	2.00	0.82					
Totals for	SINAZONGWE					227	1.30	17,420	34,239	50.88



# ELECTORAL COMMISSION OF ZAMBIA



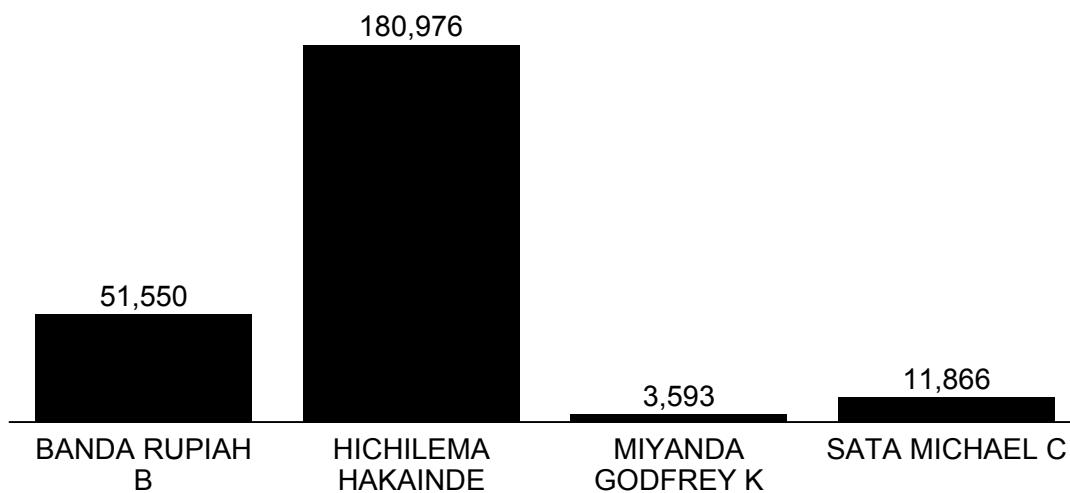
## 2008 PRESIDENTIAL ELECTION


CONSTITUENCY	CANDIDATE	PARTY	VOTES OBTAINED	% Against Votes cast	% Against registered	Rejected Ballot Papers	Rejected Ballot Papers %	Total Votes Cast	Registered Voters	Voter Turnout
--------------	-----------	-------	-------------------	-------------------------------	----------------------------	------------------------------	--------------------------------	------------------------	----------------------	------------------

### PROVINCE SUMMARY

#### PROVINCE 8 SOUTHERN

HICHILEMA HAKAINDE	UPND	180,976	72.15	35.92						
BANDA RUPIAH B	MMD	51,550	20.55	10.23						
SATA MICHAEL C	PF	11,866	4.73	2.36						
MIYANDA GODFREY K	HERITAGE	3,593	1.43	0.71						
						2,863	1.14	250,848	503,801	49.79





# ELECTORAL COMMISSION OF ZAMBIA



## 2008 PRESIDENTIAL ELECTION

CONSTITUENCY	CANDIDATE	PARTY	VOTES OBTAINED	% Against Votes cast	% Against registered	Rejected Ballot Papers	Rejected Ballot Papers %	Total Votes Cast	Registered Voters	Voter Turnout
--------------	-----------	-------	-------------------	-------------------------------	----------------------------	------------------------------	--------------------------------	------------------------	----------------------	------------------

**PROVINCE 9 WESTERN**


### RESULTS BY CONSTITUENCY

**134 KALABO CENTRAL**

BANDA RUIPAH B	MMD	5,104	57.00	22.93
HICHILEMA HAKAINDE	UPND	2,822	31.00	12.68
SATA MICHAEL C	PF	825	9.00	3.71
MIYANDA GODFREY K	HERITAGE	130	1.00	0.58

Totals for	KALABO CENTRAL					113	1.26	8,994	22,262	40.40
------------	----------------	--	--	--	--	-----	------	-------	--------	-------






# ELECTORAL COMMISSION OF ZAMBIA



## 2008 PRESIDENTIAL ELECTION

CONSTITUENCY	CANDIDATE	PARTY	VOTES OBTAINED	% Against Votes cast	% Against registered	Rejected Ballot Papers	Rejected Ballot Papers %	Total Votes Cast	Registered Voters	Voter Turnout
<b>135</b>	<b>LIUWA</b>									
	BANDA RUPIAH B	MMD	2,767	62.00	26.77					
	HICHILEMA HAKAINDE	UPND	1,300	29.00	12.58					
	SATA MICHAEL C	PF	340	8.00	3.29					
	MIYANDA GODFREY K	HERITAGE	45	1.00	0.44					
Totals for	LIUWA					47	1.04	4,499	10,336	43.53
<b>136</b>	<b>SIKONGO</b>									
	BANDA RUPIAH B	MMD	3,392	61.00	21.86					
	HICHILEMA HAKAINDE	UPND	1,560	28.00	10.06					
	SATA MICHAEL C	PF	425	8.00	2.74					
	MIYANDA GODFREY K	HERITAGE	75	1.00	0.48					
Totals for	SIKONGO					91	1.64	5,543	15,514	35.73




# ELECTORAL COMMISSION OF ZAMBIA



## 2008 PRESIDENTIAL ELECTION

CONSTITUENCY	CANDIDATE	PARTY	VOTES OBTAINED	% Against Votes cast	% Against registered	Rejected Ballot Papers	Rejected Ballot Papers %	Total Votes Cast	Registered Voters	Voter Turnout	
<b>137</b>	<b>KAOMA CENTRAL</b>										
	BANDA RUPIAH B	MMD	6,327	70.00	22.90						
	HICHILEMA HAKAINDE	UPND	1,351	15.00	4.89						
	SATA MICHAEL C	PF	1,198	13.00	4.34						
	MIYANDA GODFREY K	HERITAGE	66	1.00	0.24						
Totals for	KAOMA CENTRAL						132	1.45	9,074	27,626	32.85
<b>138</b>	<b>LUAMPA</b>										
	BANDA RUPIAH B	MMD	4,754	69.00	27.44						
	HICHILEMA HAKAINDE	UPND	1,605	23.00	9.26						
	SATA MICHAEL C	PF	403	6.00	2.33						
	MIYANDA GODFREY K	HERITAGE	55	1.00	0.32						
Totals for	LUAMPA						107	1.55	6,924	17,327	39.96




# ELECTORAL COMMISSION OF ZAMBIA



## 2008 PRESIDENTIAL ELECTION

CONSTITUENCY	CANDIDATE	PARTY	VOTES OBTAINED	% Against Votes cast	% Against registered	Rejected Ballot Papers	Rejected Ballot Papers %	Total Votes Cast	Registered Voters	Voter Turnout
<b>139</b>	<b>MANGANGO</b>									
	BANDA RUPIAH B	MMD	3,671	71.00	25.78					
	HICHILEMA HAKAINDE	UPND	862	17.00	6.05					
	SATA MICHAEL C	PF	525	10.00	3.69					
	MIYANDA GODFREY K	HERITAGE	35	1.00	0.25					
Totals for	MANGANGO					52	1.01	5,145	14,237	36.14
<b>140</b>	<b>LUKULU EAST</b>									
	BANDA RUPIAH B	MMD	5,198	70.00	24.65					
	HICHILEMA HAKAINDE	UPND	1,207	16.00	5.72					
	SATA MICHAEL C	PF	902	12.00	4.28					
	MIYANDA GODFREY K	HERITAGE	67	1.00	0.32					
Totals for	LUKULU EAST					105	1.40	7,479	21,086	35.47




# ELECTORAL COMMISSION OF ZAMBIA



## 2008 PRESIDENTIAL ELECTION

CONSTITUENCY	CANDIDATE	PARTY	VOTES OBTAINED	% Against Votes cast	% Against registered	Rejected Ballot Papers	Rejected Ballot Papers %	Total Votes Cast	Registered Voters	Voter Turnout	
<b>141</b>	<b>LUKULU WEST</b>										
	BANDA RUPIAH B	MMD	2,774	72.00	27.36						
	HICHILEMA HAKAINDE	UPND	633	17.00	6.24						
	SATA MICHAEL C	PF	350	9.00	3.45						
	MIYANDA GODFREY K	HERITAGE	25	1.00	0.25						
Totals for	LUKULU WEST						49	1.28	3,831	10,139	37.78
<b>142</b>	<b>LUENA</b>										
	BANDA RUPIAH B	MMD	5,821	82.00	37.19						
	HICHILEMA HAKAINDE	UPND	627	9.00	4.01						
	SATA MICHAEL C	PF	504	7.00	3.22						
	MIYANDA GODFREY K	HERITAGE	41	1.00	0.26						
Totals for	LUENA						77	1.09	7,070	15,653	45.17




# ELECTORAL COMMISSION OF ZAMBIA



## 2008 PRESIDENTIAL ELECTION

CONSTITUENCY	CANDIDATE	PARTY	VOTES OBTAINED	% Against Votes cast	% Against registered	Rejected Ballot Papers	Rejected Ballot Papers %	Total Votes Cast	Registered Voters	Voter Turnout	
<b>143</b>	<b>MONGU CENTRAL</b>										
	BANDA RUPIAH B	MMD	9,837	69.00	28.10						
	SATA MICHAEL C	PF	2,917	21.00	8.33						
	HICHILEMA HAKAINDE	UPND	1,150	8.00	3.29						
	MIYANDA GODFREY K	HERITAGE	125	1.00	0.36						
Totals for	MONGU CENTRAL						189	1.33	14,218	35,005	40.62
<b>144</b>	<b>NALIKWANDA</b>										
	BANDA RUPIAH B	MMD	4,498	75.00	27.03						
	HICHILEMA HAKAINDE	UPND	872	15.00	5.24						
	SATA MICHAEL C	PF	460	8.00	2.76						
	MIYANDA GODFREY K	HERITAGE	38	1.00	0.23						
Totals for	NALIKWANDA						122	2.04	5,990	16,640	36.00




# ELECTORAL COMMISSION OF ZAMBIA



## 2008 PRESIDENTIAL ELECTION

CONSTITUENCY	CANDIDATE	PARTY	VOTES OBTAINED	% Against Votes cast	% Against registered	Rejected Ballot Papers	Rejected Ballot Papers %	Total Votes Cast	Registered Voters	Voter Turnout
<b>145</b>	<b>NALOLO</b>									
	BANDA RUPIAH B	MMD	5,412	75.00	26.58					
	SATA MICHAEL C	PF	953	13.00	4.68					
	HICHILEMA HAKAINDE	UPND	728	10.00	3.58					
	MIYANDA GODFREY K	HERITAGE	58	1.00	0.28					
Totals for	NALOLO					57	0.79	7,208	20,359	35.40
<b>146</b>	<b>SENANGA</b>									
	BANDA RUPIAH B	MMD	5,766	71.00	24.49					
	HICHILEMA HAKAINDE	UPND	1,368	17.00	5.81					
	SATA MICHAEL C	PF	759	9.00	3.22					
	MIYANDA GODFREY K	HERITAGE	73	1.00	0.31					
Totals for	SENANGA					117	1.45	8,083	23,549	34.32




# ELECTORAL COMMISSION OF ZAMBIA



## 2008 PRESIDENTIAL ELECTION

CONSTITUENCY	CANDIDATE	PARTY	VOTES OBTAINED	% Against Votes cast	% Against registered	Rejected Ballot Papers	Rejected Ballot Papers %	Total Votes Cast	Registered Voters	Voter Turnout	
<b>147</b>	<b>SINJEMBELA</b>										
	BANDA RUPIAH B	MMD	6,284	51.00	19.96						
	HICHILEMA HAKAINDE	UPND	4,931	40.00	15.66						
	SATA MICHAEL C	PF	554	4.00	1.76						
	MIYANDA GODFREY K	HERITAGE	345	3.00	1.10						
Totals for	SINJEMBELA						313	2.52	12,427	31,489	39.46
<b>148</b>	<b>MULOBEZI</b>										
	BANDA RUPIAH B	MMD	3,119	65.00	28.99						
	HICHILEMA HAKAINDE	UPND	1,362	29.00	12.66						
	SATA MICHAEL C	PF	201	4.00	1.87						
	MIYANDA GODFREY K	HERITAGE	39	1.00	0.36						
Totals for	MULOBEZI						55	1.15	4,776	10,760	44.39




# ELECTORAL COMMISSION OF ZAMBIA



## 2008 PRESIDENTIAL ELECTION

CONSTITUENCY	CANDIDATE	PARTY	VOTES OBTAINED	% Against Votes cast	% Against registered	Rejected Ballot Papers	Rejected Ballot Papers %	Total Votes Cast	Registered Voters	Voter Turnout
<b>149 MWANDI</b>										
	BANDA RUPIAH B	MMD	3,173	74.00	32.18					
	HICHILEMA HAKAINDE	UPND	914	21.00	9.27					
	SATA MICHAEL C	PF	151	4.00	1.53					
	MIYANDA GODFREY K	HERITAGE	34	1.00	0.34					
Totals for	MWANDI					41	0.95	4,313	9,859	43.75
<b>150 SESHEKE</b>										
	BANDA RUPIAH B	MMD	4,096	67.00	28.05					
	HICHILEMA HAKAINDE	UPND	1,431	24.00	9.80					
	SATA MICHAEL C	PF	424	7.00	2.90					
	MIYANDA GODFREY K	HERITAGE	48	1.00	0.33					
Totals for	SESHEKE					78	1.28	6,077	14,600	41.62





# ELECTORAL COMMISSION OF ZAMBIA



## 2008 PRESIDENTIAL ELECTION

CONSTITUENCY	CANDIDATE	PARTY	VOTES OBTAINED	% Against Votes cast	% Against registered	Rejected Ballot Papers	Rejected Ballot Papers %	Total Votes Cast	Registered Voters	Voter Turnout
--------------	-----------	-------	----------------	----------------------	----------------------	------------------------	--------------------------	------------------	-------------------	---------------

### PROVINCE SUMMARY

#### PROVINCE 9 WESTERN

BANDA RUPIAH B	MMD	81,993	67.40	25.91						
HICHILEMA HAKAINDE	UPND	24,723	20.32	7.81						
SATA MICHAEL C	PF	11,891	9.77	3.76						
MIYANDA GODFREY K	HERITAGE	1,299	1.07	0.41						
						1,745	1.43	121,651	316,441	38.44

