

# ADAC Formel 4

## Result List Race 1

Provisional



Oschersleben, Length: 3696 m

Air temperature: 21.8°C

Track temperature: 26.7°C

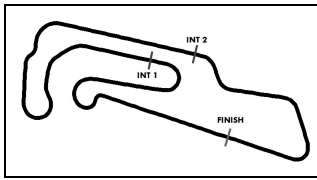
Weather condition: Dry

**DMSB** Reg. Nr.: 104/2015  
Deutscher Motor Sport Bund e.V.

Saturday 25.4.2015 12:00

started : 35      classified : 29      not classified : 6

#	Competitor	Sponsor	Laps	Total Time	Gap	Kph	Lap	Time	Kph
CI	Drivers	Car							
1	27 HTP Juniorteam M.Dienst(DEU)	ADAC Formel 4 powered by Abarth	18	31:02.192		128,6	17	1:27.374	152,3
2	99 Prema Powerteam SRL R.Aron(EST)	ADAC Formel 4 powered by Abarth	18	31:03.167	0.975	128,5	14	1:27.247	152,5
3	19 SMG Swiss Motorsport Group M.Drudi(ITA)	ADAC Formel 4 powered by Abarth	18	31:06.406	4.214	128,3	17	1:27.713	151,7
4	7 Motopark J.Eriksson(SWE)	ADAC Formel 4 powered by Abarth	18	31:07.506	5.314	128,2	13	1:27.716	151,7
5	10 Motopark M.Waldherr(DEU)	ADAC Formel 4 powered by Abarth	18	31:09.957	7.765	128,1	14	1:27.761	151,6
6	36 Van Amersfoort Racing J.Mawson(DEU)	ADAC Formel 4 powered by Abarth	18	31:10.312	8.120	128,1	13	1:27.565	152,0
7	26 Van Amersfoort Racing H.Newey(GBR)	ADAC Formel 4 powered by Abarth	18	31:11.360	9.168	128,0	15	1:27.990	151,2
8	2 Neuhauser Racing T.Zimmermann(DEU)	ADAC Formel 4 powered by Abarth	18	31:11.737	9.545	128,0	16	1:28.033	151,1
9	25 Van Amersfoort Racing R M.Schumacher(DEU)	ADAC Formel 4 powered by Abarth	18	31:12.257	10.065	127,9	16	1:27.914	151,3
10	12 ADAC Berlin-Brandenburg e.V. R T.Preining(AUT)	ADAC Formel 4 powered by Abarth	18	31:12.802	10.610	127,9	16	1:27.997	151,2
11	18 SMG Swiss Motorsport Group G.Maggi(DEU)	ADAC Formel 4 powered by Abarth	18	31:14.509	12.317	127,8	16	1:28.144	151,0
12	9 Motopark R J.Cecotto(DEU)	ADAC Formel 4 powered by Abarth	18	31:17.435	15.243	127,6	16	1:28.571	150,2
13	16 Jenzer Motorsport M.Böckmann(DEU)	ADAC Formel 4 powered by Abarth	18	31:19.775	17.583	127,4	17	1:29.063	149,4
14	6 ADAC Berlin-Brandenburg e.V. R M.Ortmann(DEU)	ADAC Formel 4 powered by Abarth	18	31:20.099	17.907	127,4	16	1:28.641	150,1
15	22 Lechner Racing F.Janits(DEU)	ADAC Formel 4 powered by Abarth	18	31:20.349	18.157	127,4	18	1:28.903	149,7
16	66 Lechner Racing M.Lenerz(DEU)	ADAC Formel 4 powered by Abarth	18	31:20.748	18.556	127,3	15	1:28.463	150,4
17	8 Motopark R J.Fittje(DEU)	ADAC Formel 4 powered by Abarth	18	31:22.168	19.976	127,2	16	1:28.563	150,2
18	46 Team Scheider M.Auricchio(DEU)	ADAC Formel 4 powered by Abarth	18	31:23.733	21.541	127,1	16	1:28.912	149,6
19	33 RS-Competition J.Jonck(DNK)	ADAC Formel 4 powered by Abarth	18	31:24.097	21.905	127,1	18	1:28.820	149,8
20	24 Robin Brezina R R.Brezina(DEU)	ADAC Formel 4 powered by Abarth	18	31:26.335	24.143	127,0	17	1:29.321	149,0
21	77 Job van Uitert R J.Van Uitert(NLD)	ADAC Formel 4 powered by Abarth	18	31:26.426	24.234	127,0	15	1:29.224	149,1
22	31 Team Scheider Y.Shlom(ITA)	ADAC Formel 4 powered by Abarth	18	31:27.443	25.251	126,9	17	1:29.079	149,4
23	14 Jenzer Motorsport GmbH M.Müller-Crepon(DEU)	ADAC Formel 4 powered by Abarth	18	31:29.243	27.051	126,8	15	1:29.300	149,0
24	23 Race Performance A.Valente(DEU)	ADAC Formel 4 powered by Abarth	18	31:29.918	27.726	126,7	15	1:29.360	148,9
25	20 SMG Swiss Motorsport Group N.Rogivue(DEU)	ADAC Formel 4 powered by Abarth	18	31:30.110	27.918	126,7	17	1:28.662	150,1



# ADAC Formel 4

## Result List Race 1

Provisional



Oschersleben, Length: 3696 m

Air temperature: 21.8°C

Track temperature: 26.7°C

Weather condition: Dry

**DMSB** Reg. Nr.: 104/2015  
Deutscher Motor Sport Bund e.V.

Saturday 25.4.2015 12:00

started : 35      classified : 29      not classified : 6

#	Competitor	Sponsor	Laps	Total Time	Gap	Kph	Lap	Time	Kph
CI	Drivers	Car							
26	11 Team Scheider L.Wippersteg(DEU)	ADAC Formel 4 powered by Abarth	18	31:30.632	28.440	126,7	17	1:29.018	149,5
27	15 Jenzer Motorsport D.Kolkmann(DEU)	ADAC Formel 4 powered by Abarth	18	31:33.710	31.518	126,5	14	1:29.668	148,4
28	32 Prema Powerteam SRL R Z.Guan Yu(ITA)	ADAC Formel 4 powered by Abarth	17	31:22.236	1 LAP	120,2	16	1:28.011	151,2
29	38 Liqui Moly Team Engstler R L.Engstler(DEU)	ADAC Formel 4 powered by Abarth	16	28:51.867	2LAPS	122,9	15	1:29.429	148,8
<b>not classified</b>									
1	Neuhauser Racing K.Schramm(DEU)	ADAC Formel 4 powered by Abarth	12	22:22.564	6LAPS	118,9	9	1:28.648	150,1
4	ADAC Berlin-Brandenburg e.V. R.Shwartzman(ITA)	ADAC Formel 4 powered by Abarth	8	14:56.040	10LAPS	118,8	5	1:29.604	148,5
28	HTP Juniorteam J.Esmeijer(NLD)	ADAC Formel 4 powered by Abarth	8	15:40.208	10LAPS	113,2	5	1:29.800	148,2
3	ADAC Berlin-Brandenburg e.V. R B.Mazatis(DEU)	ADAC Formel 4 powered by Abarth	4	8:23.541	14LAPS	105,7	4	1:32.086	144,5
13	Team piroports C.Piro(DEU)	ADAC Formel 4 powered by Abarth							
34	Team piroports R T.Wolf(DEU)	ADAC Formel 4 powered by Abarth							

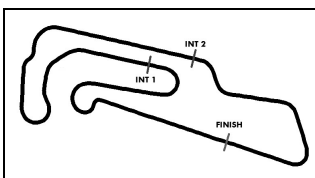
*Fastest lap of the race. Car 99 driver Aron on lap 14. Time 1:27.247, average speed 152,5 km/h.*

**Subject to final scrutineering!**

Publications Time:

Clerk of the course:

Time Keeping:



# ADAC Formel 4

## Lap chart Race 1

Provisional

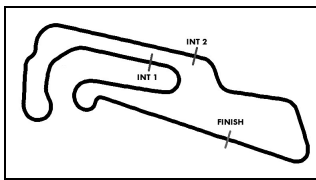


Oschersleben, Length: 3696 m

Saturday 25.4.2015 12:00

POS	1	2	3	4	5	6	7	8	9	10	11	12	13	14	15	16	17	18	19	20	21	22	23	24	25	26	27	28	29	30	31	32	33	34	35	36
LAP 1	27	99	28	10	19	7	26	1	4	18	9	12	2	6	25	36	8	16	33	31	22	66	11	46	24	14	77	38	23	20	15	3	32			
LAP 2	27	99	28	10	19	7	26	1	4	18	9	12	2	6	25	36	8	16	33	31	22	66	11	46	24	14	77	38	23	20	15	3	32'			
LAP 3	27	99	28	10	19	7	26	1	4	18	9	12	2	6	25	36	8	16	33	31	22	66	11	46	24	14	77	38	23	20	15	3	32'			
LAP 4	27	99	10	19	28	7	1	26	4	18	2	12	9	25	36	6	16	8	33	22	31	66	46	24	77	14	38	23	20	15	3	11	32'			
LAP 5	27	99	10	19	7	28	26	4	1	2	25	18	36	12	9	6	16	8	33	22	66	31	46	24	77	14	38	23	20	15	11	32'				
LAP 6	27	99	10	19	7	28	26	1	4	2	25	36	12	18	9	6	16	8	33	22	66	31	46	24	77	14	38	23	20	15	11	32'				
LAP 7	27	99	10	19	7	28	26	1	4	2	25	36	12	18	9	6	16	8	33	22	66	31	46	24	77	14	38	23	20	15	11	32'				
LAP 8	27	99	10	19	7	26	1	2	4	36	25	12	18	9	6	16	8	22	66	33	46	31	24	77	14	38	23	20	15	11	.28	32'				
LAP 9	27	99	19	10	7	26	1	2	25	36	12	18	9	16	22	6	8	66	33	46	31	24	77	14	38	23	20	15	11	32'						
LAP 10	27	99	19	10	7	26	1	2	25	36	12	18	9	16	22	6	8	66	33	46	31	24	77	14	38	23	20	15	11	32'						
LAP 11	27	99	19	10	7	26	1	2	36	25	12	18	9	16	22	6	8	66	33	46	31	24	77	14	38	23	20	15	11	32'						
LAP 12	27	99	19	7	10	26	36	1	2	25	12	18	9	16	22	6	8	66	33	46	24	31	77	14	38	23	20	15	11	32'						
LAP 13	27	99	19	7	10	26	36	2	25	12	18	9	16	22	6	8	66	33	46	24	77	31	14	23	38	20	11	15	32'							
LAP 14	27	99	19	7	10	36	26	2	25	12	18	9	16	22	6	66	8	46	33	24	77	31	14	23	38	20	11	15	32'							
LAP 15	27	99	19	7	10	36	26	2	25	12	18	9	16	22	6	66	8	46	33	24	77	31	14	23	38	20	11	15	32'							
LAP 16	27	99	19	7	10	36	26	2	25	12	18	9	16	6	22	66	8	46	33	24	77	31	14	23	20	11	15	38	32'							
LAP 17	27	99	19	7	10	36	26	2	25	12	18	9	16	6	22	66	8	46	33	24	77	31	14	23	20	11	15	32'								
LAP 18	27	99	19	7	10	36	26	2	25	12	18	9	16	6	22	66	8	46	33	24	77	31	14	23	20	11	15									

. - PIT STOP ' - LAP BEHIND



# ADAC Formel 4

## Lap analysis Race 1

Provisional



Oschersleben, Length: 3696 m  
Air temperature: 21.8°C  
Track temperature: 26.6°C  
Weather condition: Dry

DMSB Deutscher Motor Sport Bund e.V. Reg. Nr.: 104/2015

Saturday 25.4.2015 12:00

Lap	Time	SE1	SP1	SE2	SP2	SE3	SP3	TSP	Lap	Time	SE1	SP1	SE2	SP2	SE3	SP3	TSP
<b>1 Kim Luis Schramm, DEU ,</b>									<b>theoretical besttime: 1:28.022</b>								
1	1:54.256	42.257	174	32.539	127	39.460	125	188	8	1:28.750	34.625	173	29.680	201	<b>24.445</b>	178	207
2	2:26.198	1:00.436	118	47.371	107	38.391	119	137	<b>9 1:28.648</b>	<b>34.022</b>	174	<b>29.555</b>	203	25.071	169	208	
3	2:19.367	49.282	125	54.856	56	35.229	177	120	10	2:13.612	42.056	134	53.834	118	37.722	133	180
4	1:30.205	34.622	173	30.203	<b>204</b>	25.380	177	209	11	2:16.895	47.972	115	54.075	54	34.848	<b>181</b>	151
5	1:30.130	35.207	<b>174</b>	30.082	204	24.841	179		12	1:30.309	34.890	173	29.895	198	25.524	177	<b>210</b>
6	1:35.107	35.001	163	32.978	155	27.128	160	209									
7	2:09.087	38.953	139	53.932	85	36.202	179	174									

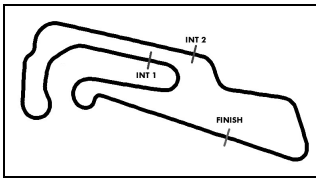
<b>2 Tim Zimmermann, DEU ,</b>									<b>theoretical besttime: 1:27.881</b>								
1	1:57.768	44.580	173	31.767	116	41.421	124	190	11	2:16.775	48.160	126	53.937	54	34.678	177	159
2	2:25.997	1:00.657	100	46.905	111	38.435	116	136	12	1:29.971	34.953	<b>175</b>	29.913	202	25.105	<b>180</b>	206
3	2:18.284	49.907	133	53.994	54	34.383	178	120	13	1:28.483	34.260	171	29.754	199	24.469	177	208
4	1:29.441	34.464	174	29.705	<b>205</b>	25.272	176	208	14	1:28.256	34.262	172	<b>29.642</b>	200	24.352	177	205
5	1:29.264	34.592	174	29.775	204	24.897	176	206	15	1:28.157	34.218	173	29.659	199	<b>24.280</b>	177	205
6	1:36.268	35.251	168	33.523	147	27.494	161	206	<b>16 1:28.033</b>	<b>33.959</b>	173	29.669	200	24.405	177	207	
7	2:07.940	38.990	135	53.167	94	35.783	178	<b>168</b>	17	1:28.086	34.014	172	29.730	200	24.342	178	207
8	1:30.505	35.116	172	30.081	201	25.308	175	<b>209</b>	18	1:28.071	33.986	172	29.688	201	24.397	178	207
9	1:29.367	34.250	172	29.679	199	25.438	167	204									
10	2:11.071	39.889	120	53.384	117	37.798	137	196									

<b>3 Benjamin Mazatis, DEU ,</b>									<b>theoretical besttime: 1:32.086</b>								
1	2:37.194	1:15.353	149	52.864	156	28.977	163	187	<b>4 1:32.086</b>	<b>34.460</b>	176	<b>30.611</b>	201	<b>27.015</b>	<b>180</b>	209	
2	2:04.297	40.178	158	44.143	125	39.976	93	194									
3	2:09.964	47.363	105	53.523	69	29.078	179	149									

<b>4 Robert Shwartzman, ITA ,</b>									<b>theoretical besttime: 1:29.441</b>								
1	1:55.192	42.592	173	32.309	121	40.291	124	184	6	1:35.784	35.523	158	33.155	144	27.106	158	<b>210</b>
2	2:25.933	1:00.361	123	47.062	114	38.510	115	124	7	2:09.020	39.307	127	53.642	92	36.071	178	168
3	2:19.089	49.149	119	55.077	51	34.863	179	113	8	1:31.352	34.957	172	30.073	204	26.322	176	207
4	1:30.066	<b>34.481</b>	<b>175</b>	30.404	202	25.181	179	207									
5	<b>1:29.604</b>	34.644	174	<b>30.025</b>	<b>205</b>	<b>24.935</b>	<b>180</b>	210									

<b>6 Mike David Ortmann, DEU ,</b>									<b>theoretical besttime: 1:28.447</b>								
1	1:58.370	44.222	173	32.401	120	41.747	112	169	11	2:14.928	49.721	127	52.833	58	32.374	178	132
2	2:26.418	1:01.066	101	47.156	110	38.196	107	119	12	1:29.195	34.476	173	30.178	202	<b>24.541</b>	<b>180</b>	206
3	2:17.559	50.005	118	53.728	56	33.826	179	105	13	1:29.709	34.417	174	30.206	203	25.086	179	210
4	1:31.022	36.171	171	30.107	202	24.744	176	209	14	1:29.657	34.917	174	30.149	202	24.591	179	210
5	1:29.660	34.755	173	30.108	202	24.797	178	206	15	1:28.734	34.177	174	29.942	<b>203</b>	24.615	180	210
6	1:38.220	36.485	147	34.435	148	27.300	157	210	<b>16 1:28.641</b>	<b>34.029</b>	174	<b>29.877</b>	202	24.735	176	<b>212</b>	
7	2:05.820	39.230	110	51.986	88	34.604	179	157	17	1:28.899	34.117	<b>175</b>	29.986	203	24.796	179	207
8	1:30.396	35.192	174	30.352	202	24.852	178	210	18	1:29.057	34.104	175	30.124	203	24.829	178	210
9	1:32.930	35.466	175	30.561	195	26.903	175	209									
10	2:10.884	40.046	138	53.865	115	36.973	137	191									

<b>7 Joel Eriksson, SWE ,</b>									<b>theoretical besttime: 1:27.618</b>								
1	1:52.502	41.917	174	32.438	124	38.147	130	178	11	2:17.490	47.864	126	54.259	54	35.367	<b>180</b>	145
2	2:26.198	1:00.764	112	46.730	138	38.704	118	138	12	1:28.047	34.100	174	29.577	203	24.370	179	212
3	2:20.250	49.794	118	54.798	50	35.658	178	82	<b>13 1:27.716</b>	<b>33.908</b>	175	<b>29.496</b>	203	24.312	179	209	
4	1:30.544	34.692	175	30.307	204	25.545	176	209	14	1:27.924	33.988	174	29.526	204	24.410	179	209
5	1:27.923	34.109	173	29.514	201	24.300	178	206	15	1:27.808	33.983	174	29.545	204	<b>24.280</b>	178	208
6	1:34.774	33.929	173	34.580	154	26.265	160	207	16	1:27.747	<b>33.842</b>	175	29.530	205	24.375	179	210
7	2:11.059	39.680	130	54.920	84	36.459	179	171	17	1:28.072	33.999	174	29.699	202	24.374	179	<b>212</b>
8	1:28.332	34.191	<b>176</b>	29.656	<b>206</b>	24.485	179	209	18	1:28.474	33.951	174	29.737	202	24.786	178	209
9	1:29.175	34.327	175	29.877	203	24.971	169	210									
10	2:13.471	41.943	121	53.827	121	37.701	131	182									



# ADAC Formel 4

## Lap analysis Race 1

Provisional



Oschersleben, Length: 3696 m

Air temperature: 21.8°C

Track temperature: 26.6°C

Weather condition: Dry

**DMSB**  
Deutscher Motor Sport Bund e.V.

Reg. Nr.: 104/2015

Saturday 25.4.2015 12:00

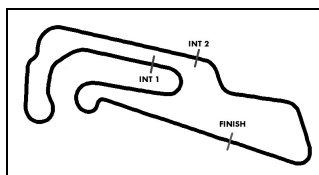
Lap	Time	SE1	SP1	SE2	SP2	SE3	SP3	TSP	Lap	Time	SE1	SP1	SE2	SP2	SE3	SP3	TSP
<b>8</b>	Jannes Fittje, DEU ,									<b>theoretical besttime: 1:28.331</b>							
1	2:00.746	45.845	171	32.190	120	42.711	110	190	11	2:14.927	49.743	128	52.773	56	32.411	178	146
2	2:26.356	1:01.245	114	46.316	121	38.795	119	137	12	1:29.210	34.435	173	30.050	202	24.725	<b>179</b>	208
3	2:16.403	50.861	93	52.616	53	32.926	178	133	13	1:29.761	34.314	174	30.095	<b>204</b>	25.352	176	209
4	1:31.198	35.471	<b>175</b>	30.675	202	25.052	178	207	14	1:30.810	34.623	174	30.307	202	25.880	177	208
5	1:29.502	34.510	174	30.066	202	24.926	178	209	15	1:28.907	34.442	173	29.848	201	24.617	178	206
6	1:38.347	36.316	140	34.327	147	27.704	150	208	<b>16</b>	<b>1:28.563</b>	34.249	173	<b>29.781</b>	201	<b>24.533</b>	177	209
7	2:05.526	39.692	113	51.439	91	34.395	177	161	17	1:28.647	34.162	173	29.897	201	24.588	178	209
8	1:30.295	34.770	175	30.595	202	24.930	178	207	18	1:29.490	<b>34.017</b>	173	30.123	201	25.350	177	210
9	1:32.547	35.395	173	30.256	202	26.896	169	<b>210</b>									
10	2:10.933	40.724	124	53.398	120	36.811	129	174									

<b>9</b>	Jonathan Cecotto, DEU ,									<b>theoretical besttime: 1:28.532</b>							
1	1:56.771	43.414	175	32.458	126	40.899	117		11	2:14.979	48.413	117	53.608	46	32.958	179	156
2	2:25.927	1:00.299	99	47.158	116	38.470	119	135	12	1:29.675	34.788	175	30.183	203	24.704	<b>182</b>	212
3	2:18.677	49.424	117	54.349	55	34.904	180	131	13	1:29.608	34.765	176	30.128	203	24.715	180	213
4	1:30.461	34.569	176	30.118	<b>204</b>	25.774	176	212	14	1:28.886	34.249	175	30.041	202	24.596	180	213
5	1:30.846	35.956	174	30.105	203	24.785	180	209	15	1:28.687	33.996	175	30.070	202	24.621	180	211
6	1:37.131	35.832	148	33.612	153	27.687	153	211	<b>16</b>	<b>1:28.571</b>	33.984	176	<b>30.031</b>	202	<b>24.556</b>	180	211
7	2:06.906	39.766	99	52.094	88	35.046	180	153	17	1:28.660	<b>33.945</b>	174	30.080	202	24.635	181	210
8	1:30.278	35.085	176	30.232	203	24.961	181	<b>213</b>	18	1:29.087	34.082	174	30.193	203	24.812	180	211
9	1:30.732	35.203	<b>176</b>	30.283	203	25.246	165	212									
10	2:11.553	40.041	123	53.897	132	37.615	120	182									

<b>10</b>	Michael Waldherr, DEU ,									<b>theoretical besttime: 1:27.760</b>							
1	1:51.116	41.536	170	32.218	128	37.362	124	172	11	2:18.373	48.372	119	54.321	55	35.680	179	166
2	2:25.783	1:00.580	121	46.553	143	38.650	127	110	12	1:28.955	34.875	174	29.649	203	24.431	179	209
3	2:21.331	49.970	125	55.379	53	35.982	178	124	13	1:28.145	34.099	<b>174</b>	29.616	201	24.430	178	209
4	1:28.647	34.476	172	29.772	201	24.399	178	205	<b>14</b>	<b>1:27.761</b>	<b>33.971</b>	174	29.437	203	<b>24.353</b>	179	209
5	1:28.093	34.059	174	29.638	203	24.396	177	206	15	1:28.259	34.047	174	29.640	201	24.572	178	209
6	1:34.181	34.193	167	33.152	199	26.836	176	207	16	1:28.510	34.565	173	29.585	201	24.360	177	207
7	2:13.268	41.273	128	55.354	84	36.641	<b>180</b>	204	17	1:28.528	34.091	173	29.847	200	24.590	178	208
8	1:28.524	34.409	173	29.602	<b>203</b>	24.513	178	<b>210</b>	18	1:28.266	34.342	172	<b>29.436</b>	202	24.488	180	209
9	1:29.460	34.797	172	29.690	202	24.973	176	206									
10	2:12.757	41.307	135	54.237	120	37.213	146	204									

<b>11</b>	Leon Wippersteg, DEU ,									<b>theoretical besttime: 1:28.952</b>							
1	2:05.044	48.001	174	32.606	107	44.437	133	188	11	2:10.165	49.233	123	52.051	57	28.881	178	178
2	2:28.205	1:02.618	85	46.478	96	39.109	126	92	12	1:31.106	35.079	174	30.555	199	25.472	<b>179</b>	207
3	2:12.894	49.274	84	53.698	50	29.922	177	139	13	1:30.513	34.903	173	30.299	199	25.311	<b>179</b>	207
4	1:41.369	35.029	172	30.410	199	35.930	175	205	14	1:29.358	34.484	173	30.113	199	24.761	178	208
5	1:30.515	34.667	172	30.923	197	24.925	176	203	15	1:29.316	34.282	173	30.104	199	24.930	176	207
6	1:33.717	35.573	163	32.008	196	26.136	171	204	16	1:29.571	<b>34.180</b>	<b>175</b>	30.158	199	25.233	178	207
7	2:01.755	39.670	118	50.223	87	31.862	177	162	<b>17</b>	<b>1:29.018</b>	34.246	173	<b>30.022</b>	199	<b>24.750</b>	177	<b>208</b>
8	1:31.236	35.321	174	30.510	<b>200</b>	25.405	177	208	18	1:29.372	34.187	172	30.168	199	25.017	178	207
9	1:34.810	34.433	175	31.258	155	29.119	152	207									
10	2:12.668	42.935	104	52.428	146	37.305	134	171									

<b>12</b>	Thomas Preining, AUT ,									<b>theoretical besttime: 1:27.830</b>							
1	1:57.314	43.766	173	32.322	124	41.226	114	170	11	2:15.322	48.160	127	53.829	49	33.333	179	166
2	2:25.963	1:00.302	95	47.214	109	38.447	114	134	12	1:29.950	34.824	175	29.982	204	25.144	176	210
3	2:18.496	49.408	119	54.457	52	34.631	177	129	13	1:28.865	34.281	<b>176</b>	30.035	203	24.549	179	208
4	1:29.869	34.975	176	29.845	203	25.049	179	205	14	1:28.101	33.950	175	<b>29.485</b>	<b>204</b>	24.666	179	209
5	1:30.104	35.391	173	29.656	202	25.057	175	202	15	1:28.325	34.037	175	29.632	201	24.656	177	209
6	1:37.015	36.004	165	33.474	127	27.537	152	204	<b>16</b>	<b>1:27.997</b>	33.993	174	29.492	201	24.512	178	208
7	2:06.923	39.737	113	52.192	94	34.994	179	147	<b>17</b>	<b>1:28.056</b>	33.997	174	29.611	202	<b>24.448</b>	179	208
8	1:30.783	35.502	172	29.899	203	25.382	<b>180</b>	<b>210</b>	18	1:28.090	<b>33.897</b>	175	29.672	202	24.521	178	210
9	1:29.396	34.904	173	29.665	201	24.827	164	208									
10	2:12.233	40.514	111	53.447	142	38.272	125	165									



# ADAC Formel 4



## Lap analysis Race 1

Provisional



Reg. Nr.: 104/2015

Saturday 25.4.2015 12:00



Oschersleben, Length: 3696 m

Air temperature: 21.8°C

Track temperature: 26.6°C

Weather condition: Dry

Lap	Time	SE1	SP1	SE2	SP2	SE3	SP3	TSP	Lap	Time	SE1	SP1	SE2	SP2	SE3	SP3	TSP
-----	------	-----	-----	-----	-----	-----	-----	-----	-----	------	-----	-----	-----	-----	-----	-----	-----

### 14 Moritz Müller-Crepon, DEU ,

**theoretical besttime: 1:29.205**

1	2:08.021	48.901	172	32.806	108	46.314	150	179	11	2:12.339	50.040	111	52.011	53	30.288	178	139
2	2:27.709	1:01.720	115	46.569	100	39.420	103	93	12	1:30.559	34.939	173	30.649	198	24.971	177	207
3	2:11.823	48.809	82	53.572	63	29.442	177	123	13	1:29.863	34.694	173	30.129	201	25.040	177	207
4	1:34.473	35.021	173	30.109	<b>203</b>	29.343	177	208	14	1:29.846	34.557	173	30.403	200	24.886	178	208
5	1:30.058	34.585	173	30.324	201	25.149	177	207	<b>15</b>	<b>1:29.300</b>	<b>34.454</b>	173	30.170	200	<b>24.676</b>	<b>178</b>	209
6	1:35.450	35.828	165	32.379	179	27.243	175	206	16	1:29.713	34.812	168	<b>30.075</b>	200	24.826	177	209
7	2:03.775	39.878	101	50.520	90	33.377	178	121	17	1:29.778	34.532	172	30.256	200	24.990	178	208
8	1:30.852	34.934	173	30.281	201	25.637	177	208	18	1:29.922	34.595	171	30.366	199	24.961	177	208
9	1:34.178	35.672	172	30.282	200	28.224	165	<b>209</b>									
10	2:11.584	42.935	99	51.479	160	37.170	149	182									

### 15 David Kolkmann, DEU ,

**theoretical besttime: 1:29.599**

1	2:11.577	50.806	164	33.662	94	47.109	157	177	11	2:10.439	49.154	120	52.288	57	28.997	<b>179</b>	164
2	2:28.456	1:02.620	152	45.431	124	40.405	92	83	12	1:31.047	35.104	175	30.428	<b>201</b>	25.515	178	209
3	2:10.255	47.727	101	53.425	67	29.103	178	141	13	1:31.784	35.644	172	30.682	198	25.458	176	207
4	1:32.928	35.093	173	<b>30.209</b>	199	27.626	178	208	<b>14</b>	<b>1:29.668</b>	<b>34.572</b>	172	30.211	199	<b>24.885</b>	177	207
5	1:32.420	35.930	174	31.511	198	24.979	177	209	15	1:29.879	34.564	171	30.246	198	25.069	177	207
6	1:35.437	35.413	157	33.247	175	26.777	169	206	16	1:29.776	34.550	172	30.302	197	24.924	177	206
7	2:02.107	39.855	119	50.101	92	32.151	178	155	17	1:29.749	34.538	171	30.261	199	24.950	176	206
8	1:31.072	35.395	173	30.401	200	25.276	177	<b>210</b>	18	1:29.774	<b>34.505</b>	172	30.256	199	25.013	177	206
9	1:34.752	34.514	<b>175</b>	31.259	158	28.979	153	208									
10	2:12.590	42.983	98	52.225	149	37.382	130	173									

### 16 Marek Böckmann, DEU ,

**theoretical besttime: 1:28.812**

1	2:01.848	46.462	171	31.927	121	43.459	108	194	11	2:14.972	48.932	141	53.399	56	32.641	178	162
2	2:26.650	1:01.227	106	46.546	114	38.877	112	119	12	1:29.816	34.940	174	30.176	202	24.700	179	210
3	2:15.296	50.199	90	53.195	44	31.902	179	138	13	1:29.688	34.769	173	30.223	202	24.696	<b>179</b>	210
4	1:30.430	34.982	174	30.504	202	24.944	178	210	14	1:29.150	34.315	174	30.202	201	<b>24.633</b>	179	209
5	1:29.568	34.502	173	30.176	202	24.890	178	207	15	1:29.123	<b>34.206</b>	173	30.069	199	24.848	179	208
6	1:38.205	36.214	143	34.330	145	27.661	149	207	16	1:29.291	34.257	173	30.155	198	24.879	178	209
7	2:05.454	39.651	110	51.331	90	34.472	179	159	<b>17</b>	<b>1:29.063</b>	34.309	173	<b>29.973</b>	200	24.781	179	208
8	1:30.323	34.909	<b>177</b>	30.638	<b>203</b>	24.776	179	210	18	1:29.073	34.231	172	30.073	201	24.769	178	209
9	1:30.593	34.787	175	30.379	201	25.427	177	<b>212</b>									
10	2:11.232	40.152	117	54.106	134	36.974	115	178									

### 18 Giorgio Maggi, DEU ,

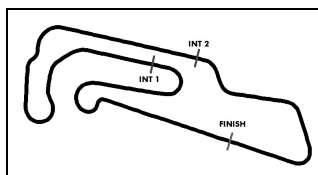
**theoretical besttime: 1:28.039**

1	1:56.025	42.822	<b>176</b>	32.601	126	40.602	121	180	11	2:14.954	48.045	121	53.874	46	33.035	178	155
2	2:25.816	1:00.335	110	47.025	117	38.456	114	141	12	1:29.720	34.948	173	29.957	202	24.815	180	210
3	2:19.166	49.381	125	54.736	53	35.049	177	117	13	1:29.591	34.750	174	30.235	197	24.606	178	205
4	1:29.562	34.306	173	30.062	<b>202</b>	25.194	180	206	14	1:28.477	34.042	173	29.809	201	24.626	177	208
5	1:31.014	35.064	173	30.136	198	25.814	176	<b>212</b>	15	1:28.355	34.133	172	29.736	200	24.486	177	207
6	1:37.937	36.569	151	33.576	130	27.792	154	207	<b>16</b>	<b>1:28.144</b>	<b>33.957</b>	172	<b>29.711</b>	200	24.476	178	208
7	2:06.967	39.463	105	52.250	91	35.254	177	157	17	1:28.190	<b>33.870</b>	173	29.803	200	24.517	177	208
8	1:30.098	34.935	173	30.076	202	25.087	<b>181</b>	207	18	1:28.196	33.995	172	29.743	200	<b>24.458</b>	177	208
9	1:30.629	35.353	173	30.091	201	25.185	172	208									
10	2:11.668	39.844	120	53.700	131	38.124	124	177									

### 19 Mattia Drudi, ITA ,

**theoretical besttime: 1:27.593**

1	1:51.835	41.727	173	32.270	123	37.838	134	178	11	2:18.593	48.410	126	54.450	56	35.733	179	168
2	2:25.527	1:00.550	126	46.468	142	38.509	136	110	12	1:28.046	34.253	174	<b>29.481</b>	201	24.312	180	209
3	2:21.255	50.185	121	55.268	52	35.802	178	113	13	1:27.890	33.933	175	29.502	200	24.455	180	208
4	1:28.901	34.817	174	29.658	202	24.426	179	206	14	1:27.882	34.073	174	29.571	201	24.238	179	207
5	1:28.079	34.035	175	29.608	202	24.436	180	208	15	1:27.762	34.036	174	29.500	200	<b>24.226</b>	179	207
6	1:34.041	33.952	174	33.367	196	26.722	173	208	16	1:27.896	34.013	174	29.561	200	24.322	179	208
7	2:13.172	41.609	130	55.147	83	36.416	180	193	<b>17</b>	<b>1:27.713</b>	<b>33.886</b>	174	29.515	201	24.312	180	208
8	1:28.408	34.369	<b>176</b>	29.642	202	24.397	<b>181</b>	209	18	1:28.114	33.989	174	29.533	<b>202</b>	24.592	179	208
9	1:27.970	33.980	173	29.536	201	24.454	178	<b>211</b>									



# ADAC Formel 4

## Lap analysis Race 1

Provisional



Oschersleben, Length: 3696 m

Air temperature: 21.8°C

Track temperature: 26.6°C

Weather condition: Dry

**DMSB** Reg. Nr.: 104/2015  
Deutscher Motor Sport Bund e.V.

Saturday 25.4.2015 12:00

Lap	Time	SE1	SP1	SE2	SP2	SE3	SP3	TSP	Lap	Time	SE1	SP1	SE2	SP2	SE3	SP3	TSP
10	2:13.322	41.800	146	54.408	112	37.114	153	202									

### 20 Nikolaj Rogivue, DEU ,

theoretical besttime: 1:28.662

1	2:11.104	50.757	169	33.284	94	47.063	149	190	11	2:10.471	49.064	112	52.092	56	29.315	180	171
2	2:28.439	1:02.389	155	45.508	120	40.542	90	91	12	1:31.172	35.241	174	30.412	199	25.519	175	211
3	2:10.155	47.674	96	53.416	64	29.065	176	144	13	1:30.799	35.313	172	30.122	198	25.364	177	205
4	1:33.193	34.985	174	30.317	202	27.891	176	207	14	1:28.781	34.278	173	29.891	201	24.612	179	206
5	1:31.420	35.387	167	31.222	199	24.811	177	205	15	1:29.391	<b>34.253</b>	173	30.119	201	25.019	178	209
6	1:36.249	35.987	138	33.549	174	26.713	161	206	16	1:29.941	34.326	174	30.323	202	25.292	177	209
7	2:02.367	39.941	123	49.878	99	32.548	174	153	<b>17</b>	<b>1:28.662</b>	<b>34.253</b>	172	<b>29.874</b>	201	<b>24.535</b>	178	207
8	1:30.765	35.287	174	30.170	202	25.308	177	205	18	1:29.739	34.530	172	30.089	<b>204</b>	25.120	180	210
9	1:34.718	34.598	<b>174</b>	31.152	164	28.968	161	207									
10	2:12.744	43.206	89	51.865	155	37.673	129	167									

### 22 Florian Janits, DEU ,

theoretical besttime: 1:28.612

1	2:04.129	47.528	170	31.930	113	44.671	122	186	11	2:14.872	48.981	141	53.238	60	32.653	176	164
2	2:27.590	1:01.882	107	45.972	133	39.736	123	91	12	1:29.533	34.635	173	30.081	201	24.817	177	205
3	2:13.241	49.371	93	53.542	52	30.328	177	141	13	1:29.796	34.449	173	30.389	199	24.958	177	207
4	1:30.347	35.007	171	30.177	202	25.163	177	207	14	1:29.547	35.048	171	29.952	199	<b>24.547</b>	177	206
5	1:30.285	35.281	170	29.962	201	25.042	176	209	15	1:28.953	<b>34.206</b>	172	29.916	199	24.831	176	205
6	1:37.921	36.540	133	33.969	121	27.412	153	206	16	1:29.280	34.759	173	29.919	200	24.602	178	205
7	2:05.224	40.256	116	51.242	78	33.726	178	163	17	1:28.909	34.376	172	29.933	200	24.600	179	208
8	1:29.837	34.453	<b>173</b>	30.449	<b>203</b>	24.935	<b>179</b>	207	<b>18</b>	<b>1:28.903</b>	34.407	172	<b>29.859</b>	202	24.637	179	209
9	1:31.116	34.724	172	30.216	199	26.176	175	<b>211</b>									
10	2:10.866	39.657	121	53.631	140	37.578	117	197									

### 23 Alain Valente, DEU ,

theoretical besttime: 1:29.183

1	2:10.202	50.333	170	33.092	104	46.777	148	197	11	2:11.151	49.396	121	51.732	56	30.023	177	159
2	2:28.768	1:02.002	166	46.196	117	40.570	90	85	12	1:30.462	35.176	<b>173</b>	30.174	203	25.112	176	207
3	2:10.341	47.571	98	53.385	59	29.385	176	150	13	1:29.711	34.439	171	30.265	200	25.007	177	208
4	1:33.156	35.134	172	30.233	200	27.789	175	206	14	1:29.514	<b>34.363</b>	173	30.150	200	25.001	177	207
5	1:30.778	35.467	172	30.239	202	25.072	176		<b>15</b>	<b>1:29.360</b>	34.371	173	30.075	201	24.914	<b>178</b>	209
6	1:36.889	36.625	151	33.165	186	27.099	157	206	16	1:29.649	34.590	170	30.228	200	<b>24.831</b>	178	<b>211</b>
7	2:02.234	39.217	107	50.186	93	32.831	178	143	17	1:29.993	34.404	172	<b>29.989</b>	<b>204</b>	25.600	178	209
8	1:30.795	35.258	173	30.147	202	25.390	177	208	18	1:29.916	34.554	172	30.323	200	25.039	177	208
9	1:34.584	34.987	170	30.852	174	28.745	158	209									
10	2:12.415	43.154	97	51.891	158	37.370	141	174									

### 24 Robin Brezina, DEU ,

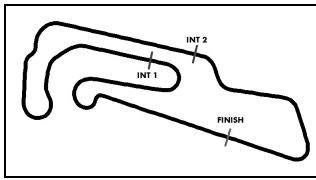
theoretical besttime: 1:29.167

1	2:07.087	48.656	174	32.619	110	45.812	166	187	11	2:13.515	50.260	122	52.159	57	31.096	180	134
2	2:28.104	1:02.137	112	46.268	104	39.699	106	85	12	1:29.786	34.672	173	<b>30.037</b>	202	25.077	178	211
3	2:11.921	48.707	75	53.485	63	29.729	179	118	13	1:30.021	34.489	174	30.189	200	25.343	<b>180</b>	208
4	1:33.782	34.877	175	30.428	201	28.477	178	208	14	1:29.412	34.585	174	30.098	199	<b>24.729</b>	179	208
5	1:30.339	34.979	172	30.429	199	24.931	179	205	15	1:29.807	34.845	173	30.115	201	24.847	178	209
6	1:35.192	35.411	167	32.077	172	27.704	173	207	16	1:29.346	<b>34.401</b>	174	30.113	200	24.832	179	208
7	2:03.936	39.847	99	50.860	86	33.229	179	137	<b>17</b>	<b>1:29.321</b>	34.402	173	30.043	201	24.876	178	209
8	1:31.051	34.867	174	30.409	<b>203</b>	25.775	179	<b>211</b>	18	1:29.589	34.440	173	30.047	201	25.102	178	209
9	1:32.734	34.416	<b>175</b>	30.378	202	27.940	161	210									
10	2:11.392	43.263	101	50.890	117	37.239	143	150									

### 25 Mick Schumacher, DEU ,

theoretical besttime: 1:27.722

1	1:59.403	45.184	173	31.705	122	42.514	108	187	11	2:16.262	48.116	136	53.765	52	34.381	180	143
2	2:25.968	1:00.605	128	47.022	113	38.341	104	151	12	1:29.832	34.805	173	29.866	205	25.161	179	210
3	2:17.344	50.517	117	53.177	55	33.650	179	104	13	1:28.681	34.484	174	29.823	203	<b>24.374</b>	179	210
4	1:29.270	34.735	173	29.718	204	24.817	180	209	14	1:28.302	33.958	<b>176</b>	29.763	203	24.581	178	210
5	1:29.265	34.519	172	29.797	202	24.949	178	211	15	1:28.092	33.930	174	29.644	203	24.518	180	209
6	1:36.353	35.282	166	33.695	132	27.376	167	209	<b>16</b>	<b>1:27.914</b>	<b>33.806</b>	173	29.659	203	24.449	<b>181</b>	211
7	2:07.730	39.544	121	52.662	91	35.524	178	166	17	1:28.309	33.995	171	29.768	204	24.546	180	<b>212</b>
8	1:30.831	35.182	175	29.865	<b>205</b>	25.784	176	211	18	1:27.959	33.901	174	29.653	203	24.405	179	210



# ADAC Formel 4

## Lap analysis Race 1

Provisional



Oschersleben, Length: 3696 m  
 Air temperature: 21.8°C  
 Track temperature: 26.6°C  
 Weather condition: Dry

DMSB Deutscher Motor Sport Bund e.V. Reg. Nr.: 104/2015

Saturday 25.4.2015 12:00



Lap	Time	SE1	SP1	SE2	SP2	SE3	SP3	TSP	Lap	Time	SE1	SP1	SE2	SP2	SE3	SP3	TSP
9	1:29.008	34.533	175	<b>29.542</b>	202	24.933	178	206									
10	2:11.734	40.231	116	53.242	123	38.261	124	186									

### 26 Harrison Newey, GBR ,

theoretical besttime: 1:27.760

1	1:53.882	42.146	172	32.254	113	39.482	122	179	11	2:17.210	47.915	118	54.097	57	35.198	179	152
2	2:26.008	1:00.220	113	47.534	118	38.254	126	135	12	1:28.925	34.708	175	29.726	203	24.491	180	206
3	2:19.611	49.293	103	55.013	53	35.305	177	117	13	1:28.046	34.009	175	<b>29.510</b>	203	24.527	177	210
4	1:30.635	34.671	174	30.407	200	25.557	180	207	14	1:28.582	34.434	175	29.751	203	<b>24.397</b>	178	209
5	1:29.572	34.554	175	30.128	198	24.890	177		<b>15</b>	<b>1:27.990</b>	33.880	175	29.598	201	24.512	179	209
6	1:35.209	35.009	163	32.958	156	27.242	155	207	16	1:28.442	34.086	176	29.951	202	24.405	179	209
7	2:09.139	38.628	142	54.273	86	36.238	178	176	17	1:28.308	<b>33.853</b>	175	29.975	203	24.480	<b>180</b>	210
8	1:28.612	34.191	175	29.733	201	24.688	176	206	18	1:28.979	34.261	175	29.723	<b>204</b>	24.995	178	<b>211</b>
9	1:28.362	34.023	<b>176</b>	29.659	202	24.680	176	207									
10	2:13.848	42.190	125	53.993	123	37.665	136	182									

### 27 Marvin Dienst, DEU ,

theoretical besttime: 1:27.275

1	1:48.123	41.189	168	30.817	148	36.117	139	173	11	2:19.130	48.847	131	54.696	56	35.587	176	150
2	2:25.580	1:00.544	119	46.467	139	38.569	136	103	12	1:27.647	34.035	171	29.401	199	24.211	177	202
3	2:22.469	50.980	129	55.874	56	35.615	175	118	13	1:27.441	33.879	<b>173</b>	29.392	199	24.170	177	204
4	1:27.937	34.294	171	29.384	<b>199</b>	24.259	176	201	14	1:27.427	<b>33.803</b>	172	29.371	<b>199</b>	24.253	177	204
5	1:27.731	34.050	171	29.385	198	24.296	176	203	15	1:27.452	33.851	172	29.346	198	24.255	177	205
6	1:34.638	34.057	172	33.280	166	27.301	172	203	16	1:27.408	33.816	172	29.367	198	24.225	177	205
7	2:15.032	42.466	121	55.943	79	36.623	176	190	<b>17</b>	<b>1:27.374</b>	33.830	172	29.387	<b>199</b>	<b>24.157</b>	<b>178</b>	205
8	1:27.746	34.063	171	29.414	199	24.269	177	202	18	1:27.673	33.856	171	29.532	199	24.285	177	<b>205</b>
9	1:27.671	33.923	172	<b>29.315</b>	199	24.433	175	204									
10	2:13.713	42.479	143	54.066	143	37.168	158	182									

### 28 Janneau Esmeijer, NLD ,

theoretical besttime: 1:29.756

1	1:50.480	41.243	162	32.182	130	37.055	128	162	<b>5</b>	<b>1:29.800</b>	35.040	166	29.995	<b>194</b>	<b>24.765</b>	<b>170</b>	194
2	2:25.864	1:00.580	132	46.240	155	39.044	130	103	6	1:34.968	<b>35.001</b>	166	32.417	149	27.550	168	<b>198</b>
3	2:21.629	50.025	126	55.420	52	36.184	169	119	7	2:09.772	38.605	146	54.617	85	36.550	168	196
4	1:31.404	35.411	165	30.546	192	25.447	169	195	8	2:16.291	35.645	<b>167</b>	<b>29.990</b>	192	1:10.656		193

### 31 Yan Leon Shlom, ITA ,

theoretical besttime: 1:28.972

1	2:02.743	47.182	172	31.997	119	43.564	127	195	11	2:14.075	50.251	103	52.476	59	31.348	177	137
2	2:26.936	1:01.570	101	46.678	115	38.688	131	97	12	1:30.585	35.504	173	30.142	202	24.939	178	208
3	2:14.932	50.514	88	53.258	46	31.160	177	127	13	1:30.662	35.564	174	30.288	201	24.810	179	210
4	1:31.936	35.405	170	30.700	200	25.831	176	209	14	1:29.946	34.657	174	30.411	202	24.878	<b>179</b>	<b>210</b>
5	1:29.879	35.157	174	<b>29.955</b>	202	<b>24.767</b>	178	204	15	1:29.360	34.403	<b>174</b>	30.176	201	24.781	178	<b>210</b>
6	1:38.423	37.140	117	34.010	148	27.273	177	210	16	1:29.455	34.486	174	30.129	201	24.840	179	210
7	2:04.727	40.109	92	51.311	91	33.307	177	144	<b>17</b>	<b>1:29.079</b>	<b>34.250</b>	174	30.002	<b>202</b>	24.827	179	209
8	1:31.262	34.825	174	30.945	193	25.492	178	209	18	1:29.706	34.467	174	30.256	201	24.983	178	209
9	1:32.490	34.421	174	30.309	201	27.760	160	209									
10	2:11.247	41.638	122	52.679	114	36.930	152	152									

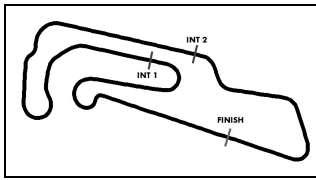
### 32 Zhou Guan Yu, ITA ,

theoretical besttime: 1:27.732

1	4:40.638	3:16.224	155	44.349	132	40.065	97		10	2:12.324	50.092	119	51.760	54	30.472	181	139
2	2:10.153	47.658	104	53.548	69	28.947	178	155	11	1:30.152	34.905	174	30.360	204	24.887	181	212
3	1:32.059	34.775	174	30.076	201	27.208	177	209	12	1:29.678	34.832	173	29.793	203	25.053	180	<b>213</b>
4	1:30.562	35.291	171	30.280	202	24.991	180	203	13	1:29.083	34.697	171	29.964	203	24.422	181	211
5	1:35.886	35.955	153	32.688	190	27.243	169	211	14	1:28.261	33.980	174	29.683	203	24.598	180	211
6	2:02.678	39.508	115	50.293	90	32.877	181	119	15	1:28.487	34.004	175	29.725	<b>205</b>	24.758	<b>182</b>	213
7	1:30.371	35.168	173	30.134	204	25.069	181	211	<b>16</b>	<b>1:28.011</b>	34.064	173	<b>29.618</b>	203	<b>24.329</b>	179	212
8	1:33.342	34.434	174	30.247	202	28.661	170	210	17	1:28.991	<b>33.785</b>	<b>175</b>	29.987	204	25.219	179	212
9	2:11.560	43.058	92	51.122	148	37.380	144	168									







# ADAC Formel 4

## Lap analysis Race 1

Provisional



Oschersleben, Length: 3696 m

Air temperature: 21.8°C

Track temperature: 26.6°C

Weather condition: Dry

DMSB Reg. Nr.: 104/2015  
Deutscher Motor-Sport Bund e.V.

Saturday 25.4.2015 12:00

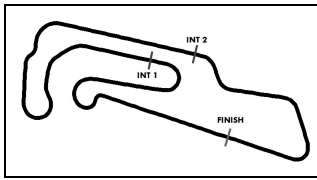
Lap	Time	SE1	SP1	SE2	SP2	SE3	SP3	TSP	Lap	Time	SE1	SP1	SE2	SP2	SE3	SP3	TSP
<b>33 Jan Jonck, DNK ,</b>									<b>theoretical besttime: 1:28.729</b>								
1	2:02.167	46.833	169	31.970	115	43.364	114	183	11	2:14.342	50.112	108	52.734	56	31.496	177	126
2	2:27.076	1:01.514	116	46.695	131	38.867	121	102	12	1:29.335	34.673	171	29.995	197	<b>24.667</b>	<b>178</b>	205
3	2:15.138	50.483	90	52.982	45	31.673	175	136	13	1:29.508	34.305	172	29.982	198	25.221	176	206
4	1:30.651	35.036	171	30.431	<b>201</b>	25.184	176	204	14	1:30.513	35.014	<b>173</b>	30.140	200	25.359	176	204
5	1:29.917	35.265	169	29.967	197	24.685	177	206	15	1:29.457	34.700	173	30.047	199	24.710	177	207
6	1:38.018	36.264	134	34.188	127	27.566	155	205	16	1:29.765	35.009	172	30.064	197	24.692	175	207
7	2:05.629	39.968	109	51.356	87	34.305	174	153	17	1:29.022	34.435	172	29.868	199	24.719	177	206
8	1:30.890	35.701	168	30.266	197	24.923	177	203	<b>18</b>	<b>1:28.820</b>	<b>34.204</b>	172	<b>29.858</b>	200	24.758	177	<b>207</b>
9	1:32.566	34.805	172	30.504	198	27.257	170	207									
10	2:11.283	41.091	130	53.236	125	36.956	136	158									

<b>36 Joseph Mawson, DEU ,</b>									<b>theoretical besttime: 1:27.407</b>								
1	1:59.840	46.127	174	31.111	119	42.602	108	174	11	2:15.427	48.064	131	53.788	50	33.575	179	146
2	2:26.511	1:01.161	115	46.842	117	38.508	112	141	12	1:28.892	34.488	174	29.646	205	24.758	180	211
3	2:16.521	50.967	98	52.656	52	32.898	179	128	<b>13</b>	<b>1:27.565</b>	33.783	175	<b>29.381</b>	204	24.401	179	208
4	1:29.293	35.155	173	29.659	203	24.479	<b>181</b>	212	14	1:27.591	33.756	175	29.564	202	<b>24.271</b>	180	211
5	1:29.498	35.177	175	29.628	205	24.693	180	212	15	1:27.830	<b>33.755</b>	175	29.466	205	24.609	181	209
6	1:36.644	35.592	161	33.442	128	27.610	155	207	16	1:28.576	34.634	173	29.545	205	24.397	181	212
7	2:07.109	39.486	109	52.498	89	35.125	180	156	17	1:28.513	33.836	173	29.946	<b>206</b>	24.731	180	212
8	1:30.739	35.406	176	29.882	205	25.451	179	208	18	1:28.373	34.247	<b>176</b>	29.701	204	24.425	180	<b>213</b>
9	1:29.334	34.884	174	29.439	205	25.011	168	204									
10	2:12.056	40.367	109	53.297	133	38.392	121	171									

<b>38 Luca Engstler, DEU ,</b>									<b>theoretical besttime: 1:29.347</b>								
1	2:09.508	50.056	171	33.011	105	46.441	155	177	10	2:12.031	43.042	94	51.540	152	37.449	140	178
2	2:28.615	1:01.674	138	46.510	111	40.431	94	88	11	2:11.800	49.717	119	51.951	51	30.132	177	147
3	2:10.793	47.739	93	53.612	59	29.442	177	129	12	1:30.447	35.111	173	30.369	<b>200</b>	24.967	<b>179</b>	206
4	1:33.529	35.155	172	30.390	199	27.984	175	207	13	1:31.039	35.143	166	30.642	200	25.254	177	207
5	1:30.270	35.311	171	<b>30.147</b>	199	24.812	178		14	1:29.499	34.584	172	30.154	199	<b>24.761</b>	177	208
6	1:35.762	36.020	155	32.497	176	27.245	165	207	<b>15</b>	<b>1:29.429</b>	<b>34.439</b>	<b>174</b>	30.177	199	24.813	178	207
7	2:03.226	39.579	105	50.668	89	32.979	178	120	16	1:50.534	34.520	172	30.336	199	45.678	174	207
8	1:31.147	35.247	173	30.236	199	25.664	178	208									
9	1:34.238	35.236	171	30.556	188	28.446	156	<b>209</b>									

<b>46 Mauro Auricchio, DEU ,</b>									<b>theoretical besttime: 1:28.864</b>								
1	2:05.557	48.358	172	32.690	107	44.509	141	192	11	2:14.073	50.211	109	52.623	56	31.239	179	130
2	2:28.651	1:02.726	89	46.712	101	39.213	112	83	12	1:29.390	34.497	175	30.114	199	24.779	179	209
3	2:12.330	49.070	80	53.419	58	29.841	178	138	13	1:29.173	34.212	175	30.097	200	24.864	<b>181</b>	209
4	1:30.673	34.919	175	30.258	<b>203</b>	25.496	176	208	14	1:30.107	34.535	174	30.102	201	25.470	179	211
5	1:29.983	34.650	<b>175</b>	30.181	202	25.152	175	207	15	1:29.318	34.533	174	30.074	200	24.711	179	<b>212</b>
6	1:38.263	37.064	113	33.753	145	27.446	175	205	<b>16</b>	<b>1:28.912</b>	<b>34.165</b>	175	30.066	198	<b>24.681</b>	176	209
7	2:04.535	40.293	95	51.070	90	33.172	178	147	17	1:29.714	34.906	173	30.098	199	24.710	178	209
8	1:30.267	34.756	175	30.565	200	24.946	178	209	18	1:29.021	34.242	173	<b>30.018</b>	200	24.761	178	207
9	1:32.435	34.428	174	30.225	204	27.782	164	207									
10	2:11.331	41.472	128	53.073	118	36.786	139	164									

<b>66 Marcel Lernerz, DEU ,</b>									<b>theoretical besttime: 1:28.351</b>								
1	2:04.681	47.859	172	32.074	109	44.748	127	193	11	2:14.639	50.030	117	52.499	58	32.110	178	127
2	2:27.846	1:02.380	89	46.361	106	39.105	126	90	12	1:29.173	34.425	175	30.038	203	24.710	<b>180</b>	209
3	2:13.005	49.466	83	53.514	49	30.025	177	129	13	1:29.718	34.204	<b>176</b>	30.328	202	25.186	179	210
4	1:31.130	34.920	174	30.565	203	25.645	179	206	14	1:29.625	34.513	175	30.217	205	24.895	178	209
5	1:29.419	34.351	174	30.008	202	25.060	176	207	<b>15</b>	<b>1:28.463</b>	<b>34.146</b>	174	29.886	202	<b>24.431</b>	180	208
6	1:37.920	36.864	122	33.705	123	27.351	153	207	16	1:28.873	34.221	175	30.000	201	24.652	179	209
7	2:05.120	40.492	97	51.285	82	33.343	178	157	17	1:28.843	34.249	174	<b>29.774</b>	<b>205</b>	24.820	180	210
8	1:29.911	34.821	173	30.029	204	25.061	179	210	18	1:28.862	34.355	173	29.781	205	24.726	179	<b>211</b>
9	1:32.445	35.030	173	30.186	204	27.229	165	210									
10	2:11.075	40.764	136	53.398	128	36.913	131	175									



# ADAC Formel 4

## Lap analysis Race 1

Provisional



Oschersleben, Length: 3696 m

Air temperature: 21.8°C

Track temperature: 26.6°C

Weather condition: Dry

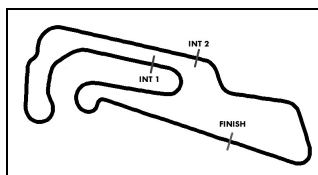


Reg. Nr.: 104/2015

Saturday 25.4.2015 12:00

Lap	Time	SE1	SP1	SE2	SP2	SE3	SP3	TSP	Lap	Time	SE1	SP1	SE2	SP2	SE3	SP3	TSP
<b>77 Job Van Uiter, NLD ,</b>									<b>theoretical besttime: 1:28.973</b>								
1	2:08.515	49.670	172	32.740	121	46.105	146	185	11	2:12.943	50.139	119	51.938	60	30.866	179	131
2	2:28.097	1:01.784	114	46.489	101	39.824	94	92	12	1:30.189	34.989	175	30.389	203	24.811	180	210
3	2:11.571	48.261	80	53.662	64	29.648	178	117	13	1:29.730	34.652	172	<b>29.730</b>	204	25.348	177	213
4	1:33.242	35.081	174	30.113	202	28.048	177	208	14	1:29.922	34.934	173	30.261	204	<b>24.727</b>	180	210
5	1:30.032	34.590	172	30.627	201	24.815	180	208	<b>15</b>	<b>1:29.224</b>	34.527	174	29.945	204	24.752	179	211
6	1:35.493	36.084	164	32.079	179	27.330	172	212	16	1:29.334	<b>34.516</b>	174	30.031	203	24.787	180	<b>213</b>
7	2:03.842	39.835	102	50.629	88	33.378	180	131	17	1:29.332	34.544	174	29.902	204	24.886	<b>181</b>	213
8	1:30.918	34.813	<b>175</b>	30.336	203	25.769	179	209	18	1:29.391	34.571	174	29.942	<b>205</b>	24.878	180	212
9	1:32.998	34.592	175	30.240	200	28.166	172	211									
10	2:11.653	43.239	98	50.788	140	37.626	152	164									

Lap	Time	SE1	SP1	SE2	SP2	SE3	SP3	TSP	Lap	Time	SE1	SP1	SE2	SP2	SE3	SP3	TSP
<b>99 Ralf Aron, EST ,</b>									<b>theoretical besttime: 1:27.120</b>								
1	1:49.538	41.219	170	31.454	145	36.865	140	174	11	2:18.968	48.424	133	54.727	56	35.817	179	169
2	2:25.537	1:00.332	126	46.771	162	38.434	138	97	12	1:27.604	33.917	172	29.449	202	24.238	180	206
3	2:21.801	50.552	129	55.618	54	35.631	178	132	13	1:27.302	33.774	174	29.286	202	24.242	179	208
4	1:28.232	34.173	173	29.548	202	24.511	178	206	<b>14</b>	<b>1:27.247</b>	<b>33.693</b>	174	29.400	201	<b>24.154</b>	<b>180</b>	210
5	1:27.738	33.963	174	29.452	201	24.323	179	209	15	1:27.515	33.897	<b>174</b>	29.355	203	24.263	180	209
6	1:34.501	33.880	155	33.540	153	27.081	170	207	16	1:27.527	33.761	174	29.369	202	24.397	177	<b>210</b>
7	2:14.815	42.201	118	55.780	83	36.834	178	199	17	1:27.404	33.708	174	<b>29.273</b>	<b>203</b>	24.423	173	209
8	1:27.773	33.918	173	29.523	202	24.332	179	205	18	1:27.926	33.983	173	29.479	203	24.464	179	204
9	1:27.525	33.714	174	29.435	202	24.376	179	208									
10	2:14.214	42.689	150	54.481	112	37.044	150	179									



# ADAC Formel 4

## Vmax list Race 1

Provisional



Oschersleben, Length: 3696 m

Air temperature: 21.9°C

Track temperature: 26.5°C

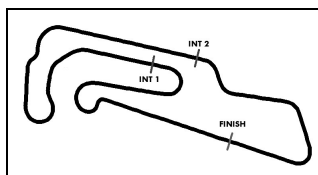
Weather condition: Dry

**DMSB** Reg. Nr.: 104/2015  
Deutscher Motor Sport Bund e.V.

Saturday 25.4.2015 12:00



Nr	Team, Car, Driver, Nat	Top speed
9	<b>Motopark, ADAC Formel 4 powered by Abarth</b> Cecotto Jonathan , DEU	213,41 km/h
32	<b>Prema Powerteam SRL, ADAC Formel 4 powered by Abarth</b> Guan Yu Zhou , ITA	213,32 km/h
77	<b>Job van Uitert, ADAC Formel 4 powered by Abarth</b> Van Uitert Job , NLD	213,28 km/h
36	<b>Van Amersfoort Racing, ADAC Formel 4 powered by Abarth</b> Mawson Joseph , DEU	212,56 km/h
16	<b>Jenzer Motorsport, ADAC Formel 4 powered by Abarth</b> Böckmann Marek , DEU	212,31 km/h
7	<b>Motopark, ADAC Formel 4 powered by Abarth</b> Eriksson Joel , SWE	211,97 km/h
6	<b>Mücke-Motorsport, ADAC Formel 4 powered by Abarth</b> Ortmann Mike David , DEU	211,89 km/h
46	<b>Team Scheider, ADAC Formel 4 powered by Abarth</b> Auricchio Mauro , DEU	211,89 km/h
25	<b>Van Amersfoort Racing, ADAC Formel 4 powered by Abarth</b> Schumacher Mick , DEU	211,60 km/h
18	<b>SMG Swiss Motorsport Group, ADAC Formel 4 powered by</b> Maggi Giorgio , DEU	211,60 km/h
66	<b>Lechner Racing, ADAC Formel 4 powered by Abarth</b> Lenerz Marcel , DEU	211,43 km/h
24	<b>Robin Brezina, ADAC Formel 4 powered by Abarth</b> Brezina Robin , DEU	211,31 km/h
3	<b>Mücke-Motorsport, ADAC Formel 4 powered by Abarth</b> Mazatis Benjamin , DEU	211,26 km/h
26	<b>Van Amersfoort Racing, ADAC Formel 4 powered by Abarth</b> Newey Harrison , GBR	211,14 km/h
19	<b>SMG Swiss Motorsport Group, ADAC Formel 4 powered by</b> Drudi Mattia , ITA	211,06 km/h
22	<b>Lechner Racing, ADAC Formel 4 powered by Abarth</b> Janits Florian , DEU	210,56 km/h
23	<b>Race Performance, ADAC Formel 4 powered by Abarth</b> Valente Alain , DEU	210,56 km/h
20	<b>SMG Swiss Motorsport Group, ADAC Formel 4 powered by</b> Rogivue Nikolaj , DEU	210,56 km/h
12	<b>Mücke-Motorsport, ADAC Formel 4 powered by Abarth</b> Preining Thomas , AUT	210,31 km/h
31	<b>Team Scheider, ADAC Formel 4 powered by Abarth</b> Shlom Yan Leon , ITA	210,31 km/h
8	<b>Motopark, ADAC Formel 4 powered by Abarth</b> Fittje Jannes , DEU	210,27 km/h



# ADAC Formel 4

## Vmax list Race 1

Provisional



Oschersleben, Length: 3696 m

Air temperature: 21.9°C

Track temperature: 26.5°C

Weather condition: Dry

**DMSB** Reg. Nr.: 104/2015  
Deutscher Motor Sport Bund e.V.

Saturday 25.4.2015 12:00



Nr	Team, Car, Driver, Nat	Top speed
4	<b>Mücke-Motorsport, ADAC Formel 4 powered by Abarth</b> Shwartzman Robert , ITA	210,15 km/h
99	<b>Prema Powerteam SRL, ADAC Formel 4 powered by Abarth</b> Aron Ralf , EST	210,11 km/h
1	<b>Neuhauser Racing Team, ADAC Formel 4 powered by Abarth</b> Schramm Kim Luis , DEU	210,11 km/h
10	<b>Motopark, ADAC Formel 4 powered by Abarth</b> Waldherr Michael , DEU	209,78 km/h
15	<b>Jenzer Motorsport, ADAC Formel 4 powered by Abarth</b> Kolkmann David , DEU	209,74 km/h
14	<b>Jenzer Motorsport, ADAC Formel 4 powered by Abarth</b> Müller-Crepon Moritz , DEU	209,20 km/h
2	<b>Neuhauser Racing Team, ADAC Formel 4 powered by Abarth</b> Zimmermann Tim , DEU	208,96 km/h
38	<b>Liqui Moly Team Engstler, ADAC Formel 4 powered by Abarth</b> Engstler Luca , DEU	208,55 km/h
11	<b>Team Scheider, ADAC Formel 4 powered by Abarth</b> Wippersteg Leon , DEU	207,83 km/h
33	<b>RS Competition, ADAC Formel 4 powered by Abarth</b> Jonck Jan , DNK	207,30 km/h
27	<b>HTP Juniorteam, ADAC Formel 4 powered by Abarth</b> Dienst Marvin , DEU	205,36 km/h
28	<b>HTP Juniorteam, ADAC Formel 4 powered by Abarth</b> Esmeijer Janneau , NLD	197,57 km/h
13	<b>Team piro sports, ADAC Formel 4 powered by Abarth</b> Piro Cedric , DEU	km/h
34	<b>Team piro sports, ADAC Formel 4 powered by Abarth</b> Wolf Toni , DEU	km/h