



# HCS Profile

## Spring 2016\*

*\*Please note; numbers/percentages/data change often. Document will be updated periodically to reflect changes.*

# TABLE OF CONTENTS

Mission/Vision/Motto	3
District-City Accolades/Rankings	4
District Origin/Enrollment History	5-7
Current Enrollment	8-11
Current Overview/Current Enrollment	7-11
Curriculum & Instruction	12-23
Instructional Support	20-22
Technology	24-25
Alabama Teachers of the Year – HCS	26
JSU Teacher Hall of Fame Inductees – HCS	27
Finance	28-29
Human Resources	30-31
Child Nutrition Program	32-34
School Health	35
Fine Arts	36
Athletics	37-39
Student Services	40
Operations/Maintenance	41
Transportation	42
Public & Media Relations	43



**HOOVER  
CITY SCHOOLS**

**OUR MISSION**

*In a safe, caring atmosphere of teaching and learning, Hoover City Schools provide each student with opportunities to develop exemplary character and achieve personal excellence through a rigorous and relevant curriculum.*

**OUR VISION**

*All students are life long learners prepared to contribute positively to a rapidly changing world*

**OUR MOTTO**

*Learning for Life*

# District & City Honors/Awards/Recognitions



- [Best School Districts in Alabama](#) – Niche.com (2016)
- [Best Places to Teach in Alabama](#) – Niche.com (2016)
- [Safest School District in Alabama](#) – Niche.com (2016)
- [Alabama’s Highest Percentage of National Board-Certified Teachers](#) – NBPTS (2016, 2015, 2014, 2013)
- [Alabama’s Highest Number of Alabama Teachers of the Year](#) – ALSDE
- [Alabama’s Highest Number of JSU Teacher Hall of Fame Inductees](#) - JSU
- [Best Public High Schools in Alabama](#) – Niche.com (2016)
- [Best Districts for College Readiness](#) – Niche.com (2016)
- [Elementary Schools with the Best Teachers in Alabama](#) – Niche.com (2016)
- [Best Communities for Music Education](#) – NAMM Foundation (2016, 2015, 2014, 2013)
- [Bluff Park Elementary School/“Gold School of Distinction”](#) – USDA (2011-2015)
- [Hoover – Best City To Raise a Family in Alabama](#) – Niche.com (2015)
- [Hoover – America’s 50 Best Cities to Live](#) – 24/7 Wall Street (2012)

# District Origin

**Founded:**

**1987**

**First School Year:**

**1988-1989**

**1988 Student Population:**

**5,243**

**Original Schools:**

**Bluff Park Elementary**

**Green Valley Elementary**

**Harriette W. Gwin Elementary**

**Shades Mountain Elementary**

**Ira F. Simmons Junior High School**

**W.A. Berry High School**

**First Superintendent of Education:**

**Dr. Robert Mitchell**



# Enrollment History



HOOVER  
CITY SCHOOLS

SCHOOL YEAR	ENROLLMENT
1988-1989	5,243
1989-1990	5,879
1990-1991	6,126
1991-1992	6,326
1992-1993	6,797
1993-1994	7,174
1994-1995	7,706
1995-1996	8,249
1996-1997	8,663
1997-1998	9,013
1998-1999	9,310
1999-2000	9,463
2000-2001	9,792
(CONT'D ON NEXT PAGE)	

# Enrollment History



HOOVER  
CITY SCHOOLS

SCHOOL YEAR	ENROLLMENT
2001-2002	10,296
2002-2003	10,724
2003-2004	11,163
2004-2005	11,541
2005-2006	11,771
2006-2007	12,036
2007-2008	12,400
2008-2009	12,531
2009-2010	12,830
2010-2011	13,171
2011-2012	13,384
2012-2013	13,719
2013-2014	13,384
2014-2015	13,907
2015-2016	13,846

# 2015-2016 General Overview



HOOVER  
CITY SCHOOLS

Current Number of Schools:

17

Breakdown of Schools:

10 Elementary

1 Intermediate

1 Alternative Program

3 Middle

2 High

2015-2016 Student Population:

13,846

2015-2016 Number of Teachers:

1,041

2015-2016 Other Certified Personnel:

58

2015-2016 Support Personnel:

766

2015-2016 Total Number of Employees:

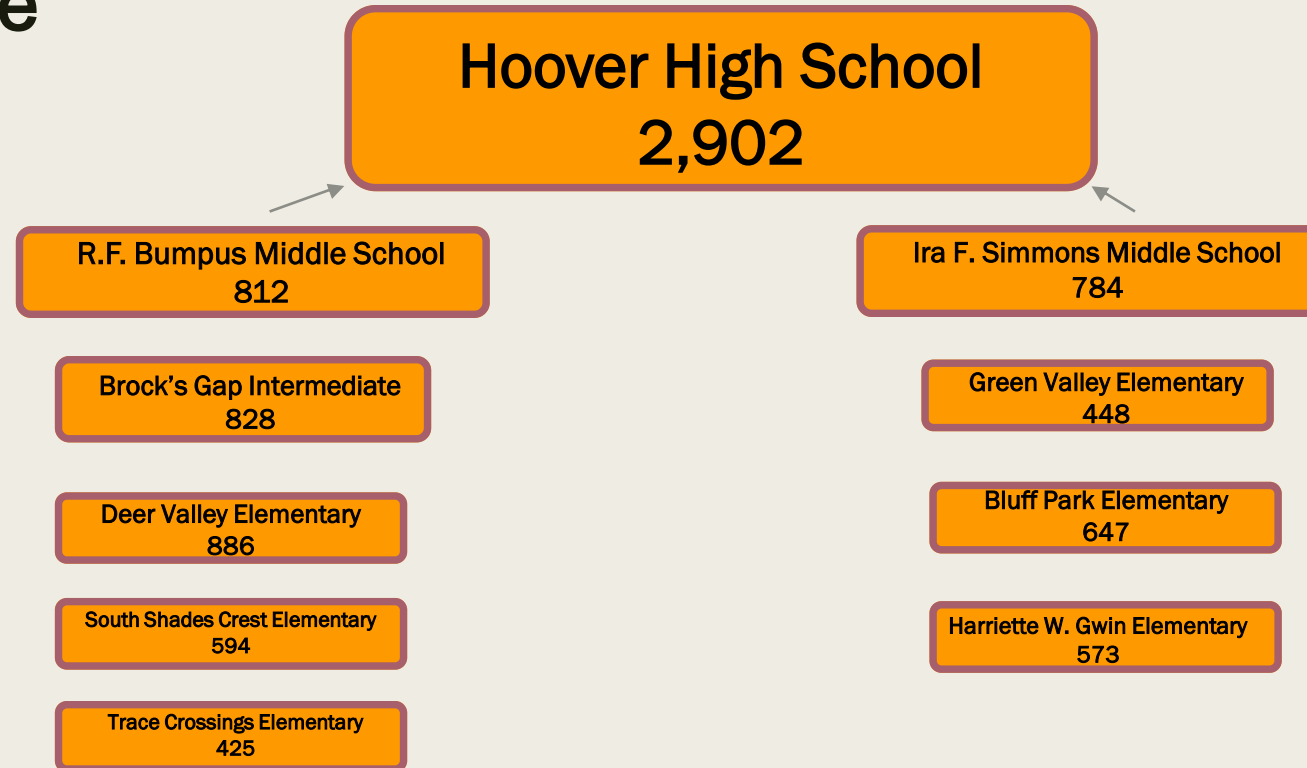
1,865

Annual Budget (FY16):

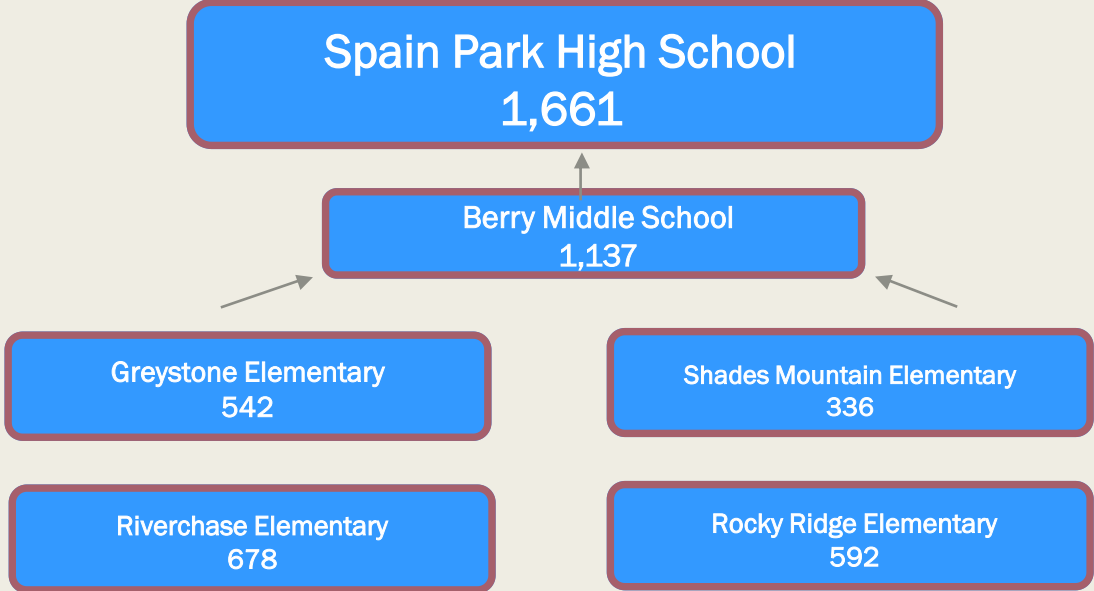
\$165.4 million



# 2015-2016 Enrollment Hoover HS Zone



# 2015-2016 Enrollment Spain Park HS Zone



# Minority Enrollment



2015-2016 School Year					
Asian	Black	Hispanic	Indian	Multi-Race	Pacific-Islander
962	3685	937	41	0	22
Total Minority Enrollment: <b>41%</b>					

# Curriculum & Instruction

## - Introduction



Our school system’s mission, in part, states, “...*Hoover City Schools provide each student with opportunities to develop exemplary character and achieve personal excellence through a rigorous and relevant curriculum.*” Our educators take that mission seriously – challenging thousands of students each and every day through project-based learning, collaborative discussions, innovative integration of technology and so much more. Our system proudly boasts the state’s highest percentage of National Board-Certified Teachers (15% of teaching force/national avg: 3%), more Alabama Teachers of the Year than any other system and a host of Jacksonville State University Teacher Hall of Fame inductees (pp 16-17). We work vigorously to provide safe, caring atmospheres for our nearly 14,000 students—young minds being prepared daily for lifelong learning.

# Curriculum & Instruction

## - Introduction



HOOVER  
CITY SCHOOLS

From elementary to middle to high, we work within a framework of **“Play, Passion, and Purpose,”** (Wagner, 2012). We hope our schools give students opportunities to learn in the early years through guided exploration and play. In middle school, we hope students begin to find their passion—the areas of interest that will motivate them to learn. Finally, in high school, our goal is for students to identify their purpose and set goals for college and careers. Consider these points which all contribute in some fashion to the academic success of our students:

- [S.T.E.A.M. Labs](#) (Science/Tech/Engineering/Arts/Math)
- [Elementary Outdoor Classrooms](#)
- [State Spelling Bee Champions](#)
- [State Geography Bee Champions](#)
- [Nationally-recognized Fine Arts programs](#)
- [Award-winning academic teams](#)
- [Unique academies](#)
- [Tremendous PTO/PTA support](#)

# Curriculum & Instruction: Advanced Placement



Advanced Placement Programs		
Program	School	
Biology	Hoover HS	Spain Park HS
Calculus	Hoover HS	Spain Park HS
Chemistry	Hoover HS	Spain Park HS
Computer Science	Hoover HS	Spain Park HS
Economics (Macro)	Hoover HS	Spain Park HS
English Language	Hoover HS	Spain Park HS
English Literature	Hoover HS	Spain Park HS
Environmental Science		Spain Park HS
Spanish	Hoover HS	Spain Park HS
Human Geography		Spain Park HS
Music Theory	Hoover HS	Spain Park HS
Physics 1-2	Hoover HS	Spain Park HS
Physics C	Hoover HS	Spain Park HS
Psychology	Hoover HS	Spain Park HS
Research (Capstone)	Hoover HS	
Seminar (Capstone)	Hoover HS	
Statistics		Spain Park HS
(AP information continued on next page)		

# Curriculum & Instruction: Advanced Placement



Advanced Placement Programs (continued)		
Program	School	
Studio Art	Hoover HS	Spain Park HS
U.S. Government	Hoover HS	Spain Park HS
U.S. History	Hoover HS	Spain Park HS
TOTAL HCS AP PROGRAMS:	17	
NO. OF HCS STUDENTS TAKING AP EXAMS (2015):	1440	

# Curriculum & Instruction - Academies



**HOOVER  
CITY SCHOOLS**

ACADEMY	SCHOOL(S)
EDUCATION AND TRAINING	Hoover HS
ENGINEERING	Hoover HS, Spain Park HS
FINANCE	Hoover HS, Spain Park HS
HEALTH SCIENCE	Hoover HS, Spain Park HS
INFORMATION TECHNOLOGY	Hoover HS, Spain Park HS
LAW	Hoover HS, Spain Park HS
T.V. PRODUCTION	Hoover HS
FAMILY/CONSUMER SCIENCE	Hoover HS, Spain Park HS
INFORMATION TECHNOLOGY	Hoover HS, Spain Park HS
WORK-BASED LEARNING (CO-OP)	Spain Park HS
Total Academy Programs:	10 Academies/17 Academy Programs



# Curriculum & Instruction - International Baccalaureate Program



One of **only eleven schools in Alabama** offering the International Baccalaureate (IB) Diploma, the International Baccalaureate Program at Hoover High School allows our students to receive a world class, comprehensive education. HHS became an authorized IB World School in 1997, with its first graduates completing the program in 1998. In the fifteen years Hoover has offered the IB program, students have routinely scored above the state, U.S. and worldwide averages on their IB assessments.

Almost 3,000 IB exist schools worldwide, serving 800,000+ students in 139 countries. Students complete the IB Diploma during their junior and senior years of high school. To complete the diploma, students must take IB classes in all of their core academic subjects, complete four years of a foreign language and take an IB elective.

In IB courses, students complete projects, labs and papers that are both graded by the classroom teacher and sent to outside examiners. IB students also take end-of-course exams which are also graded externally. Upon completion of these courses, students receive scores in each subject which may qualify them for the IB Diploma and earn college credit.

See more about our [International Baccalaureate Program](#).

# Curriculum & Instruction: Class of 2015 Profile



**HOOVER  
CITY SCHOOLS**

## HCS Class of 2015 Profile

ACT Composite District	ACT Composite State	ACT Composite Nation
22.5	20.6	21.0
Graduation Rate		98%
% College-Ready in English		78% (64% U.S.)
% College-Ready in Mathematics		48% (42% U.S.)
% College-Ready in History		56% (46% U.S.)
% College-Ready in Science		48% (38% U.S.)
Class of 2015 Scholarships Offered (499 students)		\$53,881,381
Class of 2015 Scholarships Accepted (499 students)		\$20,932,793
Class of 2015 - % at College		95%*
Class of 2015 - % in Armed Forces		3%*

*\*as reported by students; actual data comes two years after graduation date*

# Curriculum & Instruction: Class Sizes and Entry Points



**HOOVER  
CITY SCHOOLS**

## HCS Teacher:Student Ratios\*

Secondary	1:24
Elementary	1:19

## Entry Points - Highest

Sixth Grade	120
Ninth Grade	110

## Entry Points - Lowest

Eighth	80
Twelfth	40

- Overall new student impact each year: 8% of student population
- Approximately 43% of students with us one year or less are Free & Reduced lunch (40% three years or less)
  - 31% of current 12<sup>th</sup> Graders with HCS since Kindergarten
- 17% of total student population enrolled in HCS three years or less

*\*Varies by grade level, school, school-year, scheduling and various other factors*

# Curriculum & Instruction: Federal Programs



**HOOVER  
CITY SCHOOLS**

The Hoover City Board of Education receives federal funding based on the number of free/reduced lunch students within the district. The schools with the highest percentages receive funds from Title I to use for supplemental remediation in the identified area(s) of weakness. For 2015-2016, five elementary schools—Rocky Ridge, Trace Crossings, Green Valley, Shades Mountain and Gwin—all received the allotment based on free/reduced lunch percentages. The district receives consolidated Title I funds. The consolidated set-aside funding includes partial salary support for three administrators, 1% set-aside for parental involvement funds (allocated to each school using PPA) and funds to help families identified as homeless. Each school receives funding based on a per-pupil allocation. All teachers at Title I schools are Highly Qualified (per Alabama State Department of Education). All schools will have a Parent Resource Center with materials available to parents. Learn more at <http://goo.gl/iGYXNe>

# Curriculum & Instruction: Instructional Support



HOOVER  
CITY SCHOOLS

Our Instructional Support program works to maximize individual student success in the regular classroom, while at the same time serving as a screening process for students who may be in a need of additional services.

(2015-2016)

Number of Students Eligible for & Receiving Services for Students with Disabilities :

1,160

Number of Teachers Who Provide Special Education Instruction:

79

Number of Speech Language Pathologists:

18.5

Number of Specialists/Therapists Who Provide Related Services to Students With Disabilities:

9

# Instructional Support- Enrichment (Gifted)

Students identified for Talent Pool display high levels of: (1) task commitment and/or motivation; (2) creative or productive thinking; and/or (3) above average abilities. When a student is recognized as having exceptional ability, this necessitates involvement in experiences not ordinarily provided in the regular classroom. Therefore, the focus of Talent Pool is on concept-based content, not curriculum-based content (i.e., not separate math or reading classes).



HOOVER  
CITY SCHOOLS

**Enrichment Program:**  
**District-wide, Grades 3-5**

**Number of Enrichment Students:**  
**626**

**Number of Teachers Specializing in Enrichment  
Instruction:**  
**13**

# Instructional Support – Section 504



HOOVER  
CITY SCHOOLS

Section 504 of the Americans with Disabilities Act and Rehabilitation Act amendments took effect in 2009. The definition of disability is (1) a physical or mental impairment that substantially limits one or more major life activities of individual; a record of such an impairment; or being regarded as having an impairment. Major life activities include the operation of a major bodily function, and activities such as seeing, hearing, eating, sleeping, reading, speaking, communicating, standing, walking, etc. Section 504 is a regular education initiative and does not receive any federal or state funding.

Number of Students Receiving  
Services Through 504:  
**243**

# Technology



With more than 150 years of combined experience in K-12 education, Hoover City Schools' Technology Department – or [Team E.L.I.\\*](#) - consists of Technology Integration Coaches for Hoover City Schools and Administrators. Team members present annually at conferences locally, regionally and nationally. They include Edcamp Birmingham founders, Chiquita Marbury Technology Innovation Award winners, an Emerging Technology Leader Winner for AETA, an ISTE Making Happen Award winner, an Alabama State Teacher of the Year, several Google Educators, Nationally Board-Certified teachers, Google Certified Innovators and Google Certified Trainers, contributors to national publications, an opera singer and even a *Mrs. Alabama*.

**Staff:**

**17**

**(7 technicians; 7 coaches; 3 E.L.I.\* )**

**Tech Staff to Student Ratio:**

**1:814**

**Chromebooks (Grades 3-12):**

**10,800**

**iPads (Grades K-2):**

**3,000**

*\*E.L.I. – Engaged Learning Initiative*  
[www.hcseli.com](http://www.hcseli.com)




# Technology



## DAILY TECH STATS

Internet Searches	15,000,000
Emails (Students/Employees)	150,000
Internet Blocks (Inappropriate/malicious content)	90,000
Network Connectivity (No. of devices)	23,000
Network Connectivity	1.5 GB/second
Typical Use/Internet Capacity	85%
Hours Spent Creating Google Docs	1,500

# HCS Alabama Teachers of the Year



TEACHER	SCHOOL YEAR
Suzanne Culbreth	2013-2014
Pamela Harman	2007-2008
Cameron McKinley	2006-2007
Tammy Dunn	2003-2004
Tonya Perry	2000-2001
Anne Dominick	1999-2000
Robin Litaker	1996-1997

# HCS JSU Teacher Hall of Fame Inductees



TEACHER	SCHOOL YEAR
Traci Ingleright	2015-2016
Marva Raby	2015-2016
Pamela Harman	2014-2015
Scottie Wilson	2010-2011
Deborah Blalock	2010-2011
Anita Israel	2009-2010
Dilhani Uswatte	2008-2009
Ellen Deinlein	2006-2007
Jeff Richardson	2006-2007
June Glenn	2005-2006
Kim Yarboro	2004-2005
Carol Lollar	2002-2003
Kimberly Bain	2001-2002
Deborah Camp	1999-2000
Gwen McCorquodale	1997-1998

# Finance



**HOOVER  
CITY SCHOOLS**

2015 ACTUAL		2016 BUDGET (as amended)	
Fund Balance as of 9/30/2015	\$92.9 million	Budgeted Fund Balance as of 9/30/2016	\$82.4 million
<b>Sources of Revenues:</b>		<b>Sources of Revenues:</b>	
State of Alabama	42.5%	State of Alabama	43.8%
Federal Government	4.0%	Federal Government	4.2%
Local – Ad Valorem Taxes	40.5%	Local – Ad Valorem Taxes	42.2%
Local – other	11.4%	Local – other	9.6%
Other	1.7%	Other	0.2%
	100.0%		100.0%
<b>Expenditures:</b>		<b>Expenditures:</b>	
Instructional	69.6%	Instructional	68.9%
Operations	9.7%	Operations	10.0%
Transportation	4.1%	Transportation	4.4%
CNP	5.5%	CNP	5.4%
General Administrative	1.7%	General Administrative	2.0%
Capital Outlay	0.1%	Capital Outlay	0.9%
Debt Service	6.6%	Debt Service	6.4%
Other (After school, preschool, resale items)	2.9%	Other (After school, preschool, resale items)	2.1%
	100.0%		100.0%
Total Revenue	\$164.0 million	Total Revenue	\$158.5 million
Total Expenditures	\$165.4 million	Total Expenditures	\$168.9 million
Excess of expenditures over revenues	\$1.4 million	Excess of expenditures over revenues	\$10.5 million
Total Long Term Debt	\$178.7 million		
Average Annual Debt Service	\$11.5 million		
Number of years remaining	24 years		

# Finance



**HOOVER  
CITY SCHOOLS**

Local Ad Valorem Taxes			
Authority		Millage Rate	Expiration Date
Special School District Tax		24	10/1/2045
Jeff Co Regular School District Tax		13.9	10/1/2020
Jeff Co Countywide School Tax		7.5	10/1/2020
Jeff Co Countywide School Tax		0.7	Does not expire
Total Jefferson Co Taxes		<b>46.1</b>	
Special School District Tax		24	10/1/2045
Shelby Co Regular School District Tax		6	10/1/2040
Shelby Co Countywide School Tax		16	10/1/2040
Total Shelby Co Taxes		<b>46</b>	

# Human Resources- Teachers



HOOVER  
CITY SCHOOLS

Total Number of Full-Time Classroom Teachers:

**1,041**

Average Teacher Salary:

**\$53,878.96\***

Doctoral Degrees (among all employees):\*\*

**32**

Master's Degrees (among all employees):\*\*

**727**

Bachelor's Degrees (among all employees):\*\*

**293**

Total No. of Locally Funded Units:\*\*\*

**863**

*\*Does not include benefits*

*\*\*Count includes administrators*

*\*\*\*Locally-Funded: Teachers, Librarians, Counselors,  
Administrators*

# Human Resources- Classified



Total Number of Classified\* Employees

**790**

Average Annual Salary:\*\*

**\$23,297.08**

Average Length of Employment (Classified):

**8.76 years**

Total HCS Employees (All Categories):

**1,865**

*\*Bus drivers, lunchroom workers, custodians, operations, maintenance, etc.*

*\*\*Does not include benefits*

# Child Nutrition Program



The HCS Child Nutrition Program (CNP) strives to provide students with the best possible meals at breakfast and at lunch. Offered at all 17 schools, the CNP program works throughout the year to strike a balance between taste and nutrition – preparing food for thousands of students and employees each school day.

Number of Lunches Served Daily (\$2.10 Elem/\$2.35 Secondary):

**7,171**

Number of Breakfasts Served Daily (\$1.50 Elem/Secondary):

**2,977**

Number of Meals Per Labor Hour:

**15.8**

Number of Free Lunches Served Daily (\$0.00):

**2,266**

Number of Free Breakfasts Served Daily (\$0.00):

**1,302**

Number of Reduced Lunches Served Daily (\$.40):

**471**

Number of Reduced Breakfasts Served Daily (\$.30):

**192**



# Child Nutrition Program



HOOVER  
CITY SCHOOLS

Our Child Nutrition Program has accumulated many accolades. Of the eleven schools recognized in Alabama by the National Alliance for a Healthier Generation, eight are Hoover City Schools. Of that number, Bluff Park Elementary School was **one of only ten schools in the nation** to reach the Alliance’s prestigious “Gold Level of Distinction” (2015). Many HCS CNP programs have won national grants, been awarded “Best Practices” by the U.S.D.A. and have even had visits by celebrity chefs.

## CHILD NUTRITION PROGRAM – QUICK FACTS

Total No. of Employees	132
Associates	105
Managers	16
Assistant Managers	6
Central Office	5

# Child Nutrition Program – Free/Reduced Percentages by School Year



**HOOVER  
CITY SCHOOLS**

HCS Free/Reduced-Priced Meal Percentages	
Fiscal Year End:	
2015	24.17
2014	24.53
2013	26.47
2012	26.01
2011	22.65
2010	21.42
2009	17.39
2008	16.26
2007	15.52
2006	18.0
2005	14.9
2004	13.8
2003	12.3
2002	9.0
2001	7.8
2000	6.9
1999	6.3
1998	5.8

# School Health



Each HCS campus has a Registered Nurse on site. These health professionals collectively see thousands of students each school day (nearly 70,000 visits per school year).

SCHOOL	AVG. NO. OF MONTHLY VISITS
BLUFF PARK	1036
DEER VALLEY	1355
GREEN VALLEY	923
GREYSTONE	559
GWIN	712
RIVERCHASE	857
ROCKY RIDGE	1500
SHADES MOUNTAIN	625
SOUTH SHADES CREST	559
TRACE CROSSINGS	780
BROCK'S GAP	933
BERRY MIDDLE	1740
R.F. BUMPUS MIDDLE	944
SIMMONS MIDDLE	818
HOOVER HS	1036
SPAIN PARK HS	489
<b>DISTRICT TOTAL</b>	<b>14,866</b>

# K-12 Fine Arts Sampling



Choir	Theatre	Sculpture
Band	Show Choir	Band Ensembles
Printmaking	Mixed-Media	Digital Photography
Dance	Ceramics	Studio Art
Crafts	Painting	Music Theory
Theatre Arts	Symphonic Band	Concert Choir

# Middle School Athletics



Football
Cross Country
Indoor Track
Outdoor Track
Volleyball
Girls/Boys Basketball
Wrestling
Softball
Girls/Boys Tennis
Girls/Boys Golf

# Athletics - HHS



## Cross Country

Swimming/Diving

Football

Volleyball

Cheerleading

Basketball

Bowling

Wrestling

Indoor Track

Tennis

Soccer

Softball

Baseball

Golf

Outdoor Track

# Athletics - SPHS



- Cross-Country
- Swimming/Diving
- Football
- Cheerleading
- Volleyball
- Indoor Track
- Outdoor Track
- Wrestling
- Bowling
- Tennis
- Golf
- Soccer
- Basketball
- Baseball
- Softball

# Student Services

The Hoover City Schools Student Services Department manages a number of functions for the district. This includes residency verification, truancy matters, the tracking of second-party residencies and more.



2015-2016 School Year	
Staff	3
No. of Second Party Residences	609
Employee Out-of-District (E.O.D.)	233 students (from 149 employees)
E.O.D. % of Total Student Population	1.6%



# Operations/ Maintenance



**HOOVER  
CITY SCHOOLS**

The HCS Operations and Maintenance departments work throughout the calendar year to maintain all schools and facilities across the district – some 3,000,000 square feet of buildings and property. General functions include plumbing, heating, cooling, refrigeration, water, gas, roofing, painting, paving and more. Many of these employees hold top-level certifications in their respective fields.

Total Annual Work Orders:		6,400 (approximate)	
Employee Breakdown			
General Maintenance	10	Equipment Operator	1
HVAC	6	Grounds	5
Electrical	4	Operations Coordinator	1
Plumbing	2	Bookkeeper/Secretary	1
Special Projects	2	Pony/Custodian	1
Mechanic	1		

# Transportation



HOOVER  
CITY SCHOOLS

Number of Transportation Employees:

172

Number of School Buses:

176

Number of Bus Routes:

160\*

Miles Driven Each School Day (All routes total):

4,278

Number of Students Eligible for Transport:

10,179

Number of Students Within Two-Mile Radius:

2,871

Average Daily Ridership (Mornings):

5,368

Average Daily Ridership (Afternoons):

6,122

*\*124 total buses running each school day; 36 of those 124 are doubled routes*

# Public & Media Relations



The Hoover City Schools Public and Media Relations Office handles a number of duties and functions. This includes the management of internal and external communication; media requests/media placement/media training; management of HCS websites and the HCS app; videography; photography; graphic design; social media management; public engagement; committee work (Teacher of the Year/Employee of the Year/Finley); SchoolMessenger management; crisis management; and more.

<b>Total Staff:</b>	<b>1</b>
Annual Media Inquiries	600+
Annual Public Records Requests	25-30 (can be hundreds or thousands of pages per request)
Outside Agency Requests (promotions/partnerships/fundraising)	75 (as of 05/16/2016 for '15-'16 School Year)
<a href="http://www.hoovercityschools.net">www.hoovercityschools.net</a>	
<b>Website Analytics</b>	
2016 Pageviews (Jan 01-May 12)	1,085,737 (160% increase over same period in 2015)
2015 Total Pageviews (Jan 01-Dec 31)	1,317,121
2014 Total Pageviews (Jan 01-Dec 31)	362,473



# HCS Profile

## Spring 2016\*

*\*Please note; numbers/percentages/data change often. Document will be updated periodically to reflect changes.*