



MISSION

IN SUPPORT OF THE EDUCATIONAL MISSION OF THE UNIVERSITY OF NEVADA:

- WE PROVIDE OPPORTUNITIES FOR ACHIEVEMENT - ACADEMICALLY, ATHLETICALLY AND SOCIALLY.
- WE TEACH AND INSPIRE LEADERSHIP TO PREPARE OUR STUDENTS FOR LIFE.
- WE ENGAGE OUR COMMUNITY IN A MEANINGFUL WAY.

VALUES

- | | | |
|--|--|--|
| <p>RESPECT
WE TREAT OURSELVES AND OTHERS AS WE WOULD LIKE TO BE TREATED.</p> | <p>SERVICE MINDSET
WE GO THE EXTRA MILE TO SERVE OTHERS, ESPECIALLY OUR STUDENTS AND THE COMMUNITY.</p> | <p>DISCIPLINE
WE ARE FOCUSED ON CREATING ORDER, PLANNING AND ADVANCING THE ENTERPRISE.</p> |
| <p>POSITIVE ATTITUDE & OUTLOOK
WE HAVE HIGH ENERGY, ENTHUSIASM, AND OPTIMISM EVERY DAY.</p> | <p>TEAMWORK
WE STICK TOGETHER, WE CARRY THE LOAD WITH OUR TEAMMATES, WE LOOK OUT FOR EACH OTHER.</p> | <p>DIVERSITY
WE LOOK TO INCLUDE PEOPLE WITH DIFFERENT EXPERIENCES, OPINIONS AND VOICES.</p> |
| <p>HONOR
WE KNOW THAT THE RIGHT THING TO DO IS THE ONLY THING TO DO.</p> | | |

Table of Contents

QUICK FACTS	3
MEDIA INFORMATION	4-5
ALPHABETICAL ROSTER	8-9
NUMERICAL ROSTER	10-11
POST-SPRING DEPTH	12
HONORS CANDIDATES	14-24
PLAYER PROFILES	25-47
HEAD COACH BRIAN POLIAN	50-51
ASSISTANT COACHES	54-66
SUPPORT STAFF	67
2014 STATISTICS	70-79
2014 GAME RECAPS	82-94
RECORD BOOK	96-107
ALL-TIME LETTERMEN	110-115
TEAM HISTORY	118-136
POSTSEASON HISTORY	138-148

CREDITS

The 2015 Nevada football media guide was prepared by the Athletics Media Services Office with editorial contributions by Chad Hartley, Brady Johnson, Peter Long, and Jack Kuestermeyer in addition to all previous SIDs and interns of the Nevada Media Services Office.

The media guide was designed by Sheneé Sanchez and Jeff Hutcherson using Adobe InDesign CS6 on Mac hardware.

Photography contributions by John Byrne; Mark Rauh, Silver and Blue Sports; and Claudia Ortega-Lukas, Jean Dixon, Eric Asistin, David Calvert, Crista Hecht, Jeff Ross, Matt Theilen and Beth Cohen, University of Nevada Marketing

All text and photo content is property of or licensed to the University of Nevada and Nevada Athletics. These materials can not be reproduced without permission from the Nevada Media Services Office.

SPECIAL THANKS

Claudia Ortega-Lukas, and Brandon Stewart, University of Nevada Electronics; Javan Hedlund, Mountain West Conference; The Reno/Sparks Convention Visitors Authority for photos of the Reno/Lake Tahoe area.



UNIVERSITY
OF
NEVADA

BATTLE BORN

NEVADA

NEVADA



in the box



GENERAL INFORMATION

Location	Reno, Nev. 89557
Reno/Sparks Metro Area Population	425,417
Enrollment	20,000
Nickname; School Colors	Wolf Pack; Navy Blue and Silver
Home Stadium (Capacity, Surface)	Mackay (30,000 FieldTurf)
Conference	Mountain West
President	Dr. Marc Johnson
Athletics Director	Doug Knuth <i>Bachelor's UConn, 1994; Master's, Ohio, 1998, Northwood (MBA), 2002</i>
Athletic Dept. Phone	(775) 784-6900
Ticket Office Phone	(775) 348-PACK
Press Box Phone	(775) 784-6545
Athletics Website	www.nevadawolfpack.com

FOOTBALL INFORMATION

2014 Record	7-6 Overall, 4-4 (3rd, MW - West)
Basic Offense; Defense	Pistol, 4-3
2014 Starters Returning (Off/Def/Kickers)	12 (6/5/1)
2014 Lettermen Returning (Off/Def/Kickers)	31 (13/18/1)
First Year of Football	1896
All-Time Record	528-460-33
Bowl Appearances	14
Last Bowl Appearance	2014 R+L Carriers New Orleans Bowl

SUPPORT STAFF

Director of Football Administration	David Fox
Director of Football and Recruiting Operations	Joda Wolfe
Graduate Assistants:	Pat Denecke, Steven King, Makana Garrigan, Brad Rogers
Director of Strength & Conditioning	Matt Eck
Athletic Trainer	Ben Anguish
Team Physician	TBA
Equipment Coordinator	Chris Collins
Video Coordinator	Adam Raymond
Football Secretary	Gina Breslow
Director of Athletics Ticketing	Amy Engelbert

MEDIA SERVICES

Associate AD/Communications (Football Contact)	
Chad Hartley	hartleyc@unr.edu
Office Phone/FAX	(775) 682-6982/(775) 784-4386
Cell Phone	(775) 229-5513
Mailing Address	Legacy Hall/Mail Stop 232, Reno, NV 89557

FOOTBALL COACHING STAFF

Head Coach	Brian Polian <i>Alma Mater, Year</i> John Carroll, 1997; Baylor, 2000
Record at School	11-14/Third season
Football Office Phone	775-784-6891
Best Time to Contact Polian	Mornings; Contact SID
Assistant Coaches	<i>Alma Mater, Year</i>
Associate Head Coach/WRs	Jim Hofher, third season <i>Cornell, 1979</i>
Offensive Coordinator/QBs	Nick Rolovich, fourth season <i>Hawai'i, 2005</i>
Defensive Coordinator/Linebackers	Scott Boone, second season <i>Wabash, 1981</i>
Recruiting Coordinator/Safeties	Mike Bradeson, 12th season* <i>Boise State, 1981</i>
Special Team Coordinator/RBs	Lester Erb, third season <i>Bucknell, 1991</i>
Offensive Line	Ron Hudson, third season <i>Muskingum, 1987</i>
Defensive Line	Bill Teerlinck, third season <i>Chadron State, 2002</i>
TEs/Asst. O-Line	Cheston Blackshear, second season <i>Florida, 2000</i>
CBs	Ricky Thomas, third season <i>Alabama, 1987</i>

* – Includes previous tenure at Nevada.

2015 SCHEDULE

DATE	OPPONENT	LOCATION	TIME (PT)	TV
Sept. 3	vs. UC Davis	Reno, Nev.	7 p.m.	MWN
Sept. 12	vs. Arizona	Reno, Nev.	4 p.m.	CBS Sports
Sept. 19	at Texas A&M	College Station, Texas	9 a.m.	SEC Network
Sept. 26	at Buffalo	Buffalo, N.Y.	TBA	TBA
Oct. 3	vs. UNLV*	Reno, Nev.	4 p.m.	MWN
Oct. 10	vs. New Mexico*	Reno, Nev.	4 p.m.	MWN
Oct. 17	at Wyoming*	Laramie, Wyo.	TBA	An ESPN Network
Oct. 24	Hawai'i**	Reno, Nev.	1 p.m.	MWN
Nov. 5	at Fresno State*	Fresno, Calif.	7:30 p.m.	ESPN2
Nov. 14	vs. San Jose State*	Reno, Nev.	1 p.m.	MWN
Nov. 21	at Utah State*	Logan, Utah	TBA	An ESPN Network
Nov. 28	at San Diego State*	San Diego, Calif.	TBA	An ESPN Network

* -- Homecoming; * -- Mountain West game

2014 RESULTS

DATE	OPPONENT	LOCATION	RESULT	RECORD
Aug. 30	vs. Southern Utah	Reno, Nev.	W, 28-19	1-0
Sept. 5	vs. Washington State	Reno, Nev.	W, 24-13	2-0
Sept. 13	at Arizona	Tucson, Ariz.	L, 35-28	2-1
Sept. 27	at San José State	San Jose, Calif.	W, 21-10	3-1, 1-0
Oct. 4 *	vs. Boise State	Reno, Nev.	L, 51-46	3-2, 1-1
Oct. 11	vs. Colorado State	Reno, Nev.	L, 31-24	3-3, 1-2
Oct. 18	at BYU	Provo, Utah	W, 42-35	4-3
Oct. 25	at Hawai'i	Honolulu	W, 26-18	5-3, 2-2
Nov. 1	vs. San Diego State	Reno, Nev.	W, 30-14	6-3, 3-2
Nov. 15	at Air Force	USAFA, Colo.	L, 45-38 (OT)	6-4, 3-3
Nov. 22	vs. Fresno State	Reno, Nev.	L, 40-20	6-5, 3-4
Nov. 29	at UNLV	Las Vegas, Nev.	W, 49-27	7-5, 4-4
Dec. 20	vs. Louisiana^	New Orleans, La.	L, 16-3	7-6, 4-4

* -- Homecoming

* -- Mountain West game

^ -- R+L Carriers New Orleans Bowl

INTRO

TEAM INFO

PLAYERS

COACHES & STAFF

STATISTICS

RECORD BOOK

HISTORY

UNIVERSITY



Media Information

- INTRO**
- TEAM INFO
- PLAYERS
- COACHES & STAFF
- STATISTICS
- RECORD BOOK
- HISTORY
- UNIVERSITY

CREDENTIALS

Requests for season and single-game credentials and parking should be faxed or mailed on official letterhead to the Nevada Media Services Office (fax: 775-784-4386) at least 48 hours prior to the event. Space is limited in many of our venues, so credentials will be issued to full-time, salaried journalists from outlets that cover the University of Nevada regularly and substantially or to representatives who regularly and customarily perform services for that outlet.

Assigned press box seating for credentialed media is limited and priority is granted to media entities that cover the University of Nevada and to visiting media members. Seating will be assigned on the following basis: (1) originating radio and television personnel involved in a live broadcast, (2) daily newspapers, wire services, and regional and national publications, (3) non-originating radio and television personnel, (4) officially recognized student publications and electronic media outlets and (5) non-daily newspapers and other publications.

Due to limited space, credentials will generally not be issued to freelance or amateur writers or photographers without a specific assignment received in writing by the assigning organization. Requests from these individuals will be reviewed on a case-by-case basis and granted on a game-by-game basis when space is available at the discretion of the Nevada Media Services Office.

Credentials are not transferable and should only be used by media members with a legitimate working function. Non-working individuals from a media outlet, children, spouses, friends, etc., will not be permitted in the media areas. Violation of this policy will result in immediate revocation of credentials.

MEDIA ENTRANCE

Media entrance to the Mackay Stadium press box, located on the second level of the sky building on the West side of the stadium, is made via the elevator on the ground floor at the very back and West side of the sky building or via stairways on the North and South ends of the sky building.

MEDIA PARKING

Season parking passes will be assigned for media covering the Wolf Pack on a regular basis. Requests for single-game parking for visiting media and visiting teams should be made as early as possible as parking is limited and assigned on a first-come, first-served basis.

Media parking is located in the West Stadium Parking Complex, which is directly west of Mackay Stadium. The garage can be accessed from Virginia Street. Overflow media parking is behind Lombardi Recreation Building (permit required), which can be accessed from Evans Avenue on the east side of campus.

INTERVIEW POLICY

All interview arrangements must be made through the Nevada Media Services office. Please check with the media services office for any changes to the weekly schedule, including practice times. Student-athletes are generally not available for telephone interviews unless pre-arranged through the Nevada Media Services office.

Coach Brian Polian and selected student-athletes will be available on a weekly basis at a press conference on Tuesdays, beginning at 11:30 a.m. Requests for student-athletes for the press conference must be submitted no later than 3 p.m. on Mondays to the Nevada Media Services office.

Generally, the Nevada Media Services office will live-stream the Tuesday press conference via the Mountain West Network and archives will be available shortly after the conclusion of the press conference. For information on receiving a copy of those interviews directly, contact Ryan Jerz, Director of Electronic Media (rjerz@unr.edu). For the weekly media calendar, see below.

COLLEGEPRESSBOX.COM

Collegepressbox.com is the official media website for Division I football. Access and download weekly game notes, quotes, statistics, media guides, headshots, logos and more for each conference and its member schools. Login information will be distributed to accredited media or you can apply for a password by sending an e-mail to: password@collegepressbox.com.

WEEKLY RADIO SHOW

Brian Polian's weekly radio show with Ryan Radtke is on Wednesday evenings from 7-8 p.m. and will be held at the Little Waldorf Saloon across from campus. It is available in Northern Nevada on ESPN Radio 94.5 and an archive will be posted on the Mountain West Network within 24 hours. In addition to Polian, Radtke will interview assistant coaches and players on the show.

POSTGAME INTERVIEWS

In general, no coaches or student-athletes are available to media on the field or en route to the locker room, with the exception of the live, originating television broadcast if pre-arranged. Nevada's locker room is closed to the media.

Interview requests should be submitted to Chad Hartley of the Nevada Media Services office no later than the five-minute mark of the fourth quarter. Assistant coaches are not available after games.

Generally, the Nevada Media Services office will live-stream the post-game press conference via the Mountain West Network and archives will be available shortly after the conclusion of the press conference. For information on receiving a copy of those interviews directly, contact Ryan Jerz, Director of Electronic Media (rjerz@unr.edu).

Home games:

Postgame interviews will be conducted in the Petersen Athletic Academic Center (which will also serve as a photographer work area during games). Coach Polian will be available to media after the NCAA's 10-minute cooling off period, followed by selected student-athletes.

Road games:

Polian and selected student-athletes will be available outside the visiting locker room or in the designated visiting media interview area after the cooling off period.

MEDIA WORK AREA

The Paul R. Stuart Press Box in Mackay Stadium has wireless, ethernet and phone lines available during the game and up to one and half hours after the conclusion of each game. The postgame interview area at the Petersen Athletic Academic Center is similarly equipped. Media may work in either location but are asked to work in the Petersen location if working more than 90 minutes post-game. The Mackay press box will also serve as a game and media operations location post-game so the Petersen location will likely be a quieter work environment after the conclusion of the press conference.

MOUNTAIN WEST COACHES TELECONFERENCE

The Mountain West Conference discontinued its weekly coaches teleconference in 2013.

FOR THE COMPLETE POLICIES, PROCEDURES AND SERVICES OF THE NEVADA MEDIA SERVICES OFFICE, PLEASE CALL (775) 682-6982.



WOLF PACK SPORTS NETWORK



Ryan Radtke: The Voice of Wolf Pack Football

The Wolf Pack Radio Network will carry every minute of Nevada football action again this season, from the opening kickoff until the final seconds tick off the scoreboard in another bowl game.

The Wolf Pack Radio Network is owned and operated by Wolf Pack Sports Properties, a division of Learfield Sports and Seismic Events, manages the marketing, media and promotional rights of the athletics department. In addition to managing rights for more than 40 collegiate properties, Learfield Sports also manages the marketing partnerships for the Black Coaches & Administrators (BCA) and provides exclusive sports programming to more than 1,000 radio stations nationwide.

The broadcast team for football games on the Wolf Pack Radio Network is made up of Ryan Radtke, Chris Vargas, and Don Marchand with former Pack soccer player Alyx Sacks on the 90-minute pre-game show.

Radtke is in his seventh season as the play-by-play man for the Wolf Pack. He came to Nevada after a decade at the University of Arizona Radio Network, where he handled pre-game, halftime and post-game shows for football and basketball and was also the secondary play-by-play voice for the Wildcats. For the past nine seasons, Radtke has been calling Triple-A baseball. The first three for the Tucson Sidewinders and last few years for the same franchise in Reno, the Reno Aces.

Radtke will handle the play-by-play duties for Wolf Pack football and men's basketball. He will also host the weekly coaches' radio shows for those sports.

The analyst for Wolf Pack football games is former standout quarterback Chris Vargas, who is also a member of the Wolf Pack Hall of Fame. Vargas has been involved with Wolf Pack broadcasts, both on radio and on television for nearly a decade.

Marchand is a familiar voice in Northern Nevada as he's called Wolf Pack games for more than 20 years during his career. He will engineer the football broadcasts in addition to his role as the voice of women's basketball and Wolf Pack baseball. Marchand hosts a daily sports talk show in Reno.

"We are delighted to be able to put together such a talented and experienced broadcast team. Wolf Pack fans will really enjoy the enthusiasm, professionalism and excitement that this team will bring to our radio and television broadcasts," Nevada Deputy Athletics Director Rory Hickok said.

The Wolf Pack Coaches Show is held Wednesdays with a new time and an on-location set at the Little Waldorf Saloon across from campus. First-year coach Brian Polian will join Radtke for the hour-long show each week live from the historic restaurant. Coach Polian will recap the Wolf Pack's previous game and look ahead to the next opponent. The show, now in its sixth season, will also feature interviews with Wolf Pack assistant coaches and student-athletes. The show is broadcast live at 7 p.m. on ESPN Radio 94.5 FM in Northern Nevada alongside KPLY 630 AM. A replay will be available the following day on NevadaWolfPack.TV, the Wolf Pack's home on the Mountain West Network. The show can also be heard live on KUUB 94.3 FM in Carson City.



NEVADAWOLFPACK.TV



NevadaWolfPack.TV is the Wolf Pack's in-house streaming network and the premier destination for fans looking for Nevada Wolf Pack athletics video content. In the 2014-2015 athletic year, NevadaWolfPack.TV produced more than 100 on-demand video features and streamed 158 live events. Fans can see all the Wolf Pack action by visiting www.NevadaWolfPack.TV. By working with all 11 institutions, The Mountain West Network powered by Campus Insiders streamed over 1,900 live events during the 2014-15 academic year. Fans can see the action from all the schools in the conference by downloading the Mountain West app on your phone or tablet or by visiting CampusInsiders.com. For the latest news, streaming links, postgame highlights, press conferences, photos, GIFs and more follow @WolfPack_TV on Twitter.

NEVADA MEDIA SERVICES



Chad Hartley
Associate AD
(775) 682-6982
hartleycc@unr.edu




Jack Kuestermeyer
Assistant Director
(775) 682-6984
jkuester@unr.edu



Katie Rihn
Assistant Director
(775) 682-6963
krihn@unr.edu



Brady Johnson
Assistant Director
(775) 682-6985
bradyjohnson@unr.edu




Peter Long
Graduate Assistant
(732) 814-5436
plong@unr.edu



Sheneé Sanchez
Multimedia Specialist
(775) 682-6914
shenees@unr.edu



Billy Lee
Digital Media Coordinator
(775) 682-6953
leew@unr.edu



JD Jerome
Digital Specialist
(775) 682-6953
jjerome@unr.edu

INTRO

TEAM INFO

PLAYERS

COACHES & STAFF

STATISTICS

RECORD BOOK

HISTORY

UNIVERSITY



NEVADA FOOTBALL

2015 MEDIA GUIDE

NEVADA



**WOLF PACK
ROSTER**





Alphabetical Roster

No	Name	Pos	Ht	Wt	Yr	Exp	Hometown (Last School)
61	Joey Anglemire	OL	6-3	295	So.	1V	Wahiawa, Hawaii (Milliani HS)
23	Dameon Baber	DB	5-11	180	Fr.	HS	Palmdale, Calif. (Palmdale HS)
56	Alex Bertrando	LB	6-2	225	Jr.	2V	Loomis, Calif. (Del Oro HS)
46	Alex Boy	P	6-3	200	Jr.	1V	Long Beach, Calif. (Long Beach City College)
35	Riley Brand	LB	6-1	215	Fr.	HS	Anaheim, Calif. (Orange Lutheran HS)
22	Maliek Broady	RB	5-11	190	Fr.	HS	Las Vegas, Nev. (Sierra Vista HS)
20	James Butler	RB	5-9	200	So.	1V	Bloomington, Ill. (Saint Francis HS)
30	Teré Calloway	DB	5-10	185	So.	1V	Seattle, Wash. (Seattle Prep)
64	Shane Cannon	OL	6-5	260	So.	RS	Shrewsbury, Mass. (Assumption)
45	Austin Carrow	TE	6-3	255	Jr.	SQ	Novato, Calif. (Novato HS)
83	Andrew Celis	WR	5-11	190	RS-Fr.	RS	San Quentin, Calif. (Marin Catholic HS)
95	Patrick Choudja	DE	6-3	235	So.	1V	Oakley, Calif. (Freedom HS)
2	Dominic Christian	WR	6-1	180	Fr.	HS	Chicago, Ill. (Hales Franciscan HS)
44	Kori Collons	DE	6-5	215	Fr.	HS	Sacramento, Calif. (Jesuit HS)
51	Colton Concellos	LB	6-3	220	So.	SQ	Lompoc, Calif. (Lompoc HS)
73	Austin Corbett	OL	6-4	300	So.	1V	Sparks, Nev. (Reed HS)
19	Tyler Crandall	DB	5-11	185	Fr.	HS	Folsom, Calif. (Folsom HS)
77	Ziad Damanhoury	OL	6-6	310	So.	SQ	San Diego, Calif. (La Jolla Country Day)
58	Nolan Dambacher	DE	6-3	250	Jr.	1V	Sonora, Calif. (Sonora HS)
22	Jimbo Davis	DB	5-10	180	So.	SQ	North Bend, Wash. (Mount Si HS)
69	Cody DeHaan	OL	6-4	250	Fr.	HS	Sparks, Nev. (Reed HS)
80	Wyatt Demps	WR	6-4	195	So.	SQ	Elk Grove, Calif. (Pleasant Grove HS)
49	Jordan Dobrich	LB	6-2	240	Sr.	3V	Magalia, Calif. (Paradise HS)
63	Daren Echeveria	OL	6-4	280	RS-Fr.	RS	Antelope Valley, Calif. (Antelope Valley HS)
28	Jason Elenberger	WR	5-11	170	RS-Fr.	TR	Sacramento, Calif. (Air Force)
5	Faigofie Faaituala	LB	6-1	230	Sr.	1V	Carson, Calif. (El Camino College)
97	Salesa Faraimo	DT	6-2	290	Jr.	2V	Sacramento, Calif. (Grant HS)
42	Wes Farnsworth	LS/DB	6-1	200	Fr.	HS	Reno, Nev. (Bishop Manogue HS)
88	Evan Faunce	TE	6-4	240	So.	TR	Indianapolis, Ind. (Glendale CC)
43	Colin Flannery	TE	6-5	215	Fr.	HS	Richmond, Texas (George Ranch HS)
11	Hunter Fralick	QB	6-2	205	RS-Fr.	RS	Sparks, Nev. (Spanish Springs HS)
47	Jarred Gipson	TE	6-1	240	Jr.	2V	Houston, Texas (Cypress Creek HS)
62	Nathan Goltry	OL	6-2	300	Sr.	SQ	Rancho Cucamonga, Calif. (Chaffey College)
81	Victor Gonzalez	WR	6-0	170	Fr.	HS	Riverside, Calif. (Norte Vista HS)
88	Martin Hargove	WR	6-0	190	Fr.	HS	Sparks, Nev. (Reed HS)
12	Hasaan Henderson	WR	6-5	220	Jr.	2V	Las Vegas, Nev. (Las Vegas HS)
79	Jacob Henry	OL	6-4	280	Jr.	1V	Lemoore, Calif. (Lemoore Union HS)
6	Don Jackson	RB	5-10	210	Sr.	2V	Sacramento, Calif. (Iowa Western CC)
10	L.J. Jackson	DB	6-0	200	Jr.	1V	Reno, Nev. (Hug HS)
26	Kendall Johnson	DB	6-0	185	So.	1V	Lafayette, La. (Saint Thomas More HS)
94	Lenny Jones	DE	6-3	270	Sr.	3V	San Leandro, Calif. (San Leandro HS)
36	Jarid Joseph	DE	6-2	230	RS-Fr.	RS	Lakewood, Calif. (Lakewood HS)
4	Austin Kafentzis	QB	6-1	200	Fr.	TR	Sandy, Utah (Wisconsin)
11	Cal Kee	DB	6-0	190	Fr.	HS	Hampton Va. (Hampton HS)
60	Adam Khouri	OL	6-3	300	So.	1V	Huntington Beach, Calif. (Huntington Beach HS)
34	Brett Kokesh	RB	5-8	185	RS-Fr.	RS	San Bernardino, Calif. (Citrus Valley HS)
39	David Kruskamp	DB	6-0	180	RS-Fr.	RS	Milpitas, Calif. (Milpitas HS)
54	Gannon Laidlaw	OL	6-5	270	Fr.	HS	Pope Valley, Calif. (St. Helena HS)
38	Jake Lacaden	LB	5-11	215	RS-Fr.	RS	Kapolei, Hawaii (Saint Louis School)
25	Bryan Lane Jr.	LB	6-4	220	Sr.	3V	Sacramento, Calif. (Christian Brothers HS)
29	Malcom Lee	WR	6-3	190	RS-Fr.	RS	Burnaby, British Columbia (St. Thomas More HS)
70	Humberto Lopez	OL	6-5	310	Jr.	RS	Desert Hot Springs, Calif. (College of the Desert)
74	Ilya Lopez	OL	6-3	275	So.	TR	Moraga, Calif. (CC of San Francisco)
9	Matthew Lyons	LB	6-2	220	Sr.	2V	Los Angeles, Calif. (L.A. Pierce College)
59	Marc Ma	DE	6-2	230	RS-Fr.	RS	Honolulu, Hawaii (Iolani HS)

INTRO

TEAM INFO

PLAYERS

COACHES & STAFF

STATISTICS

RECORD BOOK

HISTORY

UNIVERSITY

Alphabetical Roster



72	Jeremy Macauley	OL	6-1	300	Jr.	1V	Sparks, Nev. (Reed HS)
37	Trent Mahler	LB	6-1	210	Jr.	SQ	Concord, Calif. (Concord HS)
14	Danté Mayes	QB	6-2	190	So.	SQ	Pittsburg, Calif. (Freedom HS)
43	Tully McCalister	DB	5-11	200	RS-Fr.	RS	Palo Alto, Calif. (Palo Alto HS)
92	Kevin McReynolds	DL	6-2	300	Sr.	TR	Washington D.C. (UCLA)
82	Tucker Melcher	WR	6-1	190	So.	RS	Reno, Nev. (Galena HS)
91	Kalei Meyer	DT	6-1	270	RS-Fr.	RS	Waipahu, Hawaii (Kamehameha HS)
98	Jeremy Miller	DT	5-11	285	Sr.	SQ	Arlington, Texas (Tyler JC)
28	Elijah Mitchell	DB	5-8	180	Jr.	2V	Corona, Calif. (Roosevelt HS)
85	Matt Moen	TE	6-3	245	So.	1V	Cibolo, Texas (Byron P. Steele II HS)
18	Elijah Moody	DB	5-11	175	RS-Fr.	RS	Long Beach, Calif. (Long Beach Poly HS)
23	Kelton Moore	RB	5-11	210	Fr.	HS	Arlington, Texas (Juan Sequin HS)
3	Ahki Muhammad	DB	5-9	185	RS-Fr.	RS	East Palo Alto, Calif. (James Logan HS)
29	E.J. Muhammad	DB	5-11	175	Fr.	HS	DeSoto, Texas (DeSoto HS)
69	Thomas Newton	OL	6-1	270	So.	RS	Las Vegas, Nev. (Arbor View HS)
17	Brenden O'Leary-Orange	WR	6-4	205	Fr.	HS	Toronto, Canada (St. Joseph HS)
50	Austin Paulhus	LB	6-1	230	Jr.	TR	Granite Bay, Calif. (American River HS)
48	Spencer Pettit	PK	5-9	170	Fr.	HS	Snohomish, Wash. (Glacier Peak HS)
65	Clifford Porter	OL	6-5	295	Fr.	HS	Reno, Nev. (Hug HS)
	Devin Porter	WR	6-3	180	Fr.	HS	Reno, Nev. (Hug HS)
90	Malik Reed	DE	6-1	245	RS-Fr.	RS	Dothan, Ala. (Dothan HS)
38	Brian Reyes	RB	5-11	185	Fr.	HS	Fernley, Nev. (Fernley HS)
84	Jerico Richardson	WR	5-11	190	Jr.	2V	North Hills, Calif. (Bishop Alemany HS)
89	Kameron Richardson	WR	6-7	220	Jr.	SQ	Windsor, Calif. (CC of San Francisco)
68	Brent Roling	OL	6-6	300	Sr.	SQ	Murrieta, Calif. (Vista Murrieta HS)
2	Asauni Rufus	DB	6-0	190	RS-Fr.	RS	Bakersfield, Calif. (Bakersfield HS)
99	Korey Rush	DT	6-1	260	RS-Fr.	RS	Salt Lake City, Utah (East HS)
87	Brayden Sanchez	WR	5-11	200	Jr.	1V	Hanford, Calif. (Fresno City College)
16	Jaden Sawyer	DB	6-0	195	So.	1V	San Jose, Calif. (Bellarmine Prep)
86	Brandon Scott	TE	6-3	230	RS-Fr.	RS	Yucaipa, Calif. (Yucaipa HS)
8	Ian Seau	DE	6-3	250	Sr.	2V	Oceanside, Calif. (Grossmont College)
96	Hausia Sekona	DT	6-1	265	Fr.	HS	Salt Lake City, Utah (East HS)
7	Gabe Sewell	LB	6-0	230	Fr.	HS	St. George, Utah (Desert Hills HS)
79	Jordan Silva	DT	6-4	245	RS-Fr.	RS	Murrieta, Calif. (Murrieta Valley HS)
13	Cristian Solano	QB	6-1	170	Fr.	HS	San Fernando, Calif. (San Fernando HS)
32	Devoreaux Stewart	DB	5-11	195	Jr.	SQ	Westlake Village, Calif. (Oaks Christian HS)
15	Tyler Stewart	QB	6-4	220	Jr.	1V	Simi Valley, Calif. (Sierra Canyon HS)
53	Derrick Stom	OL	6-2	285	Jr.	TR	Walnut Creek, Calif. (Diablo Valley College)
52	Trevor Taft	LB	6-2	220	Sr.	2V	San Ramon, Calif. (California HS)
39	Ricky Thomas Jr.	LB	6-1	215	Fr.	HS	Reno, Nev. (McQueen HS)
39	Brandon Thompson	WR	6-2	195	RS-Fr.	RS	Sacramento, Calif. (Christian Brothers HS)
20	Cameron Turner	DB	5-10	170	Fr.	HS	Munford, Ala. (Munford HS)
31	Randy Uzoma	DB	6-1	205	Jr.	2V	Canoga Park, Calif. (Canoga Park HS)
24	Lucas Weber	RB	6-0	215	RS-Fr.	RS	Reno, Nev. (McQueen HS)
35	Trae Wells	WR	6-2	205	RS-Fr.	RS	Sparks, Nev. (Reed HS)
34	Travis Wilson	LB	6-1	215	So.	1V	Cedar Hill, Texas (Cedar Hill HS)
17	Cameron Winston	DB	6-0	190	Jr.	TR	Kansas City, Mo. (Laney College)
33	Blake Wright	RB	5-10	200	RS-Fr.	RS	Fresno, Calif. (Edison HS)
55	Rykeem Yates	DT	6-2	280	Sr.	3V	Fresno, Calif. (Edison HS)
19	Jake Young	QB	6-0	205	RS-Fr.	RS	Hanford, Calif. (Hanford HS)
57	David Zavala	OL	6-2	280	Fr.	HS	Lakewood, Calif. (Lakewood HS)
40	Brent Zuzo	PK	5-10	180	Jr.	2V	Canton, Mich. (Plymouth HS)

INTRO

TEAM INFO

PLAYERS

COACHES
& STAFF

STATISTICS

RECORD
BOOK

HISTORY

UNIVERSITY



Numerical Roster

No	Name	Pos	Ht	Wt	Yr	Exp	Hometown (Last School)
2	Dominic Christian	WR	6-1	180	Fr.	HS	Chicago, Ill. (Hales Franciscan HS)
2	Asauni Rufus	DB	6-0	190	RS-Fr.	RS	Bakersfield, Calif. (Bakersfield HS)
3	Ahki Muhammad	DB	5-9	185	RS-Fr.	RS	East Palo Alto, Calif. (James Logan HS)
4	Austin Kafentzis	QB	6-1	200	Fr.	TR	Sandy, Utah (Wisconsin)
5	Faigoie Faaituala	LB	6-1	230	Sr.	1V	Carson, Calif. (El Camino College)
6	Don Jackson	RB	5-10	210	Sr.	2V	Sacramento, Calif. (Iowa Western CC)
7	Gabe Sewell	LB	6-0	230	Fr.	HS	St. George, Utah (Desert Hills HS)
8	Ian Seau	DE	6-3	250	Sr.	2V	Oceanside, Calif. (Grossmont College)
9	Matthew Lyons	LB	6-2	220	Sr.	2V	Los Angeles, Calif. (L.A. Pierce College)
10	L.J. Jackson	DB	6-0	200	Jr.	1V	Reno, Nev. (Hug HS)
11	Hunter Fralick	QB	6-2	205	RS-Fr.	RS	Sparks, Nev. (Spanish Springs HS)
11	Cal Kee	DB	6-0	190	Fr.	HS	Hampton Va. (Hampton HS)
12	Hasaan Henderson	WR	6-5	220	Jr.	2V	Las Vegas, Nev. (Las Vegas HS)
13	Cristian Solano	QB	6-1	170	Fr.	HS	San Fernando, Calif. (San Fernando HS)
14	Danté Mayes	QB	6-2	190	So.	SQ	Pittsburg, Calif. (Freedom HS)
15	Tyler Stewart	QB	6-4	220	Jr.	1V	Simi Valley, Calif. (Sierra Canyon HS)
16	Jaden Sawyer	DB	6-0	195	So.	1V	San Jose, Calif. (Bellarmine Prep)
17	Brenden O'Leary-Orange	WR	6-4	205	Fr.	HS	Toronto, Canada (St. Joseph HS)
17	Cameron Winston	DB	6-0	190	Jr.	TR	Kansas City, Mo. (Laney College)
18	Elijah Moody	DB	5-11	175	RS-Fr.	RS	Long Beach, Calif. (Long Beach Poly HS)
19	Tyler Crandall	DB	5-11	185	Fr.	HS	Folsom, Calif. (Folsom HS)
19	Jake Young	QB	6-0	205	RS-Fr.	RS	Hanford, Calif. (Hanford HS)
20	James Butler	RB	5-9	200	So.	1V	Bloomington, Ill. (Saint Francis HS)
20	Cameron Turner	DB	5-10	170	Fr.	HS	Munford, Ala. (Munford HS)
22	Maliek Broady	RB	5-11	190	Fr.	HS	Las Vegas, Nev. (Sierra Vista HS)
22	Jimbo Davis	DB	5-10	180	So.	SQ	North Bend, Wash. (Mount Si HS)
23	Dameon Baber	DB	5-11	180	Fr.	HS	Palmdale, Calif. (Palmdale HS)
23	Kelton Moore	RB	5-11	210	Fr.	HS	Arlington, Texas (Juan Sequin HS)
24	Lucas Weber	RB	6-0	215	RS-Fr.	RS	Reno, Nev. (McQueen HS)
25	Bryan Lane Jr.	LB	6-4	220	Sr.	3V	Sacramento, Calif. (Christian Brothers HS)
26	Kendall Johnson	DB	6-0	185	So.	1V	Lafayette, La. (Saint Thomas More HS)
28	Jason Elenberger	WR	5-11	170	RS-Fr.	TR	Sacramento, Calif. (Air Force)
28	Elijah Mitchell	DB	5-8	180	Jr.	2V	Corona, Calif. (Roosevelt HS)
29	Malcom Lee	WR	6-3	190	RS-Fr.	RS	Burnaby, British Columbia (St. Thomas More HS)
29	E.J. Muhammad	DB	5-11	175	Fr.	HS	DeSoto, Texas (DeSoto HS)
30	Teré Calloway	DB	5-10	185	So.	1V	Seattle, Wash. (Seattle Prep)
31	Randy Uzoma	DB	6-1	205	Jr.	2V	Canoga Park, Calif. (Canoga Park HS)
32	Devoreaux Stewart	DB	5-11	195	Jr.	SQ	Westlake Village, Calif. (Oaks Christian HS)
33	Blake Wright	RB	5-10	200	RS-Fr.	RS	Fresno, Calif. (Edison HS)
34	Brett Kokesh	RB	5-8	185	RS-Fr.	RS	San Bernardino, Calif. (Citrus Valley HS)
34	Travis Wilson	LB	6-1	215	So.	1V	Cedar Hill, Texas (Cedar Hill HS)
35	Riley Brand	LB	6-1	215	Fr.	HS	Anaheim, Calif. (Orange Lutheran HS)
35	Trae Wells	WR	6-2	205	RS-Fr.	RS	Sparks, Nev. (Reed HS)
36	Jarid Joseph	DE	6-2	230	RS-Fr.	RS	Lakewood, Calif. (Lakewood HS)
37	Trent Mahler	LB	6-1	210	Jr.	SQ	Concord, Calif. (Concord HS)
38	Jake Lacaden	LB	5-11	215	RS-Fr.	RS	Kapolei, Hawaii (Saint Louis School)
38	Brian Reyes	RB	5-11	185	Fr.	HS	Fernley, Nev. (Fernley HS)
39	David Kruskamp	DB	6-0	180	RS-Fr.	RS	Milpitas, Calif. (Milpitas HS)
39	Ricky Thomas Jr.	LB	6-1	215	Fr.	HS	Reno, Nev. (McQueen HS)
39	Brandon Thompson	WR	6-2	195	RS-Fr.	RS	Sacramento, Calif. (Christian Brothers HS)
40	Brent Zuzo	PK	5-10	180	Jr.	2V	Canton, Mich. (Plymouth HS)
42	Wes Farnsworth	LS/DB	6-1	200	Fr.	HS	Reno, Nev. (Bishop Manogue HS)
43	Colin Flannery	TE	6-5	215	Fr.	HS	Richmond, Texas (George Ranch HS)
43	Tully McCalister	DB	5-11	200	RS-Fr.	RS	Palo Alto, Calif. (Palo Alto HS)
44	Kori Collons	DE	6-5	215	Fr.	HS	Sacramento, Calif. (Jesuit HS)

INTRO

TEAM INFO

PLAYERS

COACHES & STAFF

STATISTICS

RECORD BOOK

HISTORY

UNIVERSITY

Numerical Roster



45	Austin Carrow	TE	6-3	255	Jr.	SQ	Novato, Calif. (Novato HS)
46	Alex Boy	P	6-3	200	Jr.	1V	Long Beach, Calif. (Long Beach City College)
47	Jarred Gipson	TE	6-1	240	Jr.	2V	Houston, Texas (Cypress Creek HS)
48	Spencer Pettit	PK	5-9	170	Fr.	HS	Snohomish, Wash. (Glacier Peak HS)
49	Jordan Dobrich	LB	6-2	240	Sr.	3V	Magalia, Calif. (Paradise HS)
50	Austin Paulhus	LB	6-1	230	Jr.	TR	Granite Bay, Calif. (American River HS)
51	Colton Concellos	LB	6-3	220	So.	SQ	Lompoc, Calif. (Lompoc HS)
52	Trevor Taft	LB	6-2	220	Sr.	2V	San Ramon, Calif. (California HS)
53	Derrick Stom	OL	6-2	285	Jr.	TR	Walnut Creek, Calif. (Diablo Valley College)
54	Gannon Laidlaw	OL	6-5	270	Fr.	HS	Pope Valley, Calif. (St. Helena HS)
55	Rykeem Yates	DT	6-2	280	Sr.	3V	Fresno, Calif. (Edison HS)
56	Alex Bertrando	LB	6-2	225	Jr.	2V	Loomis, Calif. (Del Oro HS)
57	David Zavala	OL	6-2	280	Fr.	HS	Lakewood, Calif. (Lakewood HS)
58	Nolan Dambacher	DE	6-3	250	Jr.	1V	Sonora, Calif. (Sonora HS)
59	Marc Ma	DE	6-2	230	RS-Fr.	RS	Honolulu, Hawaii (Iolani HS)
60	Adam Khouri	OL	6-3	300	So.	1V	Huntington Beach, Calif. (Huntington Beach HS)
61	Joey Anglemire	OL	6-3	295	So.	1V	Wahiawa, Hawaii (Mililani HS)
62	Nathan Goltry	OL	6-2	300	Sr.	SQ	Rancho Cucamonga, Calif. (Chaffey College)
63	Daren Echeveria	OL	6-4	280	RS-Fr.	RS	Antelope Valley, Calif. (Antelope Valley HS)
64	Shane Cannon	OL	6-5	260	So.	RS	Shrewsbury, Mass. (Assumption)
65	Clifford Porter	OL	6-5	295	Fr.	HS	Reno, Nev. (Hug HS)
68	Brent Roling	OL	6-6	300	Sr.	SQ	Murrieta, Calif. (Vista Murrieta HS)
69	Cody DeHaan	OL	6-4	250	Fr.	HS	Sparks, Nev. (Reed HS)
69	Thomas Newton	OL	6-1	270	So.	RS	Las Vegas, Nev. (Arbor View HS)
70	Humberto Lopez	OL	6-5	310	Jr.	RS	Desert Hot Springs, Calif. (College of the Desert)
72	Jeremy Macauley	OL	6-1	300	Jr.	1V	Sparks, Nev. (Reed HS)
73	Austin Corbett	OL	6-4	300	So.	1V	Sparks, Nev. (Reed HS)
74	Ilya Lopez	OL	6-3	275	So.	TR	Moraga, Calif. (CC of San Francisco)
77	Ziad Damanhoury	OL	6-6	310	So.	SQ	San Diego, Calif. (La Jolla Country Day)
79	Jacob Henry	OL	6-4	280	Jr.	1V	Lemoore, Calif. (Lemoore Union HS)
79	Jordan Silva	DT	6-4	245	RS-Fr.	RS	Murrieta, Calif. (Murrieta Valley HS)
80	Wyatt Demps	WR	6-4	195	So.	SQ	Elk Grove, Calif. (Pleasant Grove HS)
81	Victor Gonzalez	WR	6-0	170	Fr.	HS	Riverside, Calif. (Norte Vista HS)
82	Tucker Melcher	WR	6-1	190	So.	RS	Reno, Nev. (Galena HS)
83	Andrew Celis	WR	5-11	190	RS-Fr.	RS	San Quentin, Calif. (Marin Catholic HS)
84	Jerico Richardson	WR	5-11	190	Jr.	2V	North Hills, Calif. (Bishop Alemany HS)
85	Matt Moen	TE	6-3	245	So.	1V	Cibolo, Texas (Byron P. Steele II HS)
86	Brandon Scott	TE	6-3	230	RS-Fr.	RS	Yucaipa, Calif. (Yucaipa HS)
87	Brayden Sanchez	WR	5-11	200	Jr.	1V	Hanford, Calif. (Fresno City College)
88	Evan Faunce	TE	6-4	240	So.	TR	Indianapolis, Ind. (Glendale CC)
88	Martin Hargove	WR	6-0	190	Fr.	HS	Sparks, Nev. (Reed HS)
89	Kameron Richardson	WR	6-7	220	Jr.	SQ	Windsor, Calif. (CC of San Francisco)
90	Malik Reed	DE	6-1	245	RS-Fr.	RS	Dothan, Ala. (Dothan HS)
91	Kalei Meyer	DT	6-1	270	RS-Fr.	RS	Waipahu, Hawaii (Kamehameha HS)
92	Kevin McReynolds	DL	6-2	300	Sr.	TR	Washington D.C. (UCLA)
94	Lenny Jones	DE	6-3	270	Sr.	3V	San Leandro, Calif. (San Leandro HS)
95	Patrick Choudja	DE	6-3	235	So.	1V	Oakley, Calif. (Freedom HS)
96	Hausia Sekona	DT	6-1	265	Fr.	HS	Salt Lake City, Utah (East HS)
97	Salesa Faraimo	DT	6-2	290	Jr.	2V	Sacramento, Calif. (Grant HS)
98	Jeremy Miller	DT	5-11	285	Sr.	SQ	Arlington, Texas (Tyler JC)
99	Korey Rush	DT	6-1	260	RS-Fr.	RS	Salt Lake City, Utah (East HS)

INTRO

TEAM INFO

PLAYERS

COACHES
& STAFF

STATISTICS

RECORD
BOOK

HISTORY
UNIVERSITY



Offense

T	73	Austin Corbett	6-4	300	So.	1V	Sparks, Nev. (Reed HS)
	70	Humberto Lopez	6-5	310	Jr.	RS	Desert Hot Springs, Calif. (College of the Desert)
G	60	Adam Khouri	6-3	295	So.	1V	Huntington Beach, Calif. (Huntington Beach)
	53	Derrick Stom	6-2	290	Jr.	TR	Walnut Creek, Calif. (Diablo Valley College)
C	62	Nathan Goltry	6-2	300	Sr.	SQ	Rancho Cucamonga, Calif. (Chaffey College)
	69	Thomas Newton	6-1	270	So.	RS	Las Vegas, Nev. (Arbor View HS)
G	72	Jeremy Macauley	6-2	290	Jr.	1V	Sparks, Nev. (Reed HS)
	68	Brent Roling	6-6	295	Sr.	SQ	Murrieta, Calif. (Vista Murrieta HS)
T	61	Joey Anglemire	6-3	290	So.	1V	Wahiawa, Hawai'i (Millani HS)
	79	Jacob Henry	6-4	285	Jr.	1V	Lemoore, Calif. (Lemoore Union HS)
TE	47	Jarred Gipson	6-1	240	Jr.	2V	Houston, Texas (Cypress Creek HS)
	85	Matt Moen	6-3	245	So.	1V	Cibolo, Texas (Byron P. Steele II HS)
-or-	88	Evan Faunce	6-4	240	So.	TR	Indianapolis, Ind. (Glendale CC)
F	12	Hasaan Henderson	6-5	220	Jr.	2V	Las Vegas, Nev. (Las Vegas HS)
	89	Kameron Richardson	6-7	220	Jr.	SQ	Windsor, Calif. (CC of San Francisco)
X	84	Jerico Richardson	5-11	190	Jr.	2V	North Hills, Calif. (Bishop Alemany HS)
	83	Andrew Celis	5-11	190	RS-Fr.	RS	San Quentin, Calif. (Marin Catholic HS)
Z	87	Brayden Sanchez	5-11	200	Jr.	1V	Hanford, Calif. (Fresno City College)
-or-	80	Wyatt Demps	6-4	195	So.	SQ	Elk Grove, Calif. (Pleasant Grove HS)
RB	6	Don Jackson	5-10	210	Sr.	2V	Sacramento, Calif. (Iowa Western CC)
	20	James Butler	5-9	200	So.	1V	Bloomington, Ill. (Saint Francis HS)
	33	Blake Wright	5-10	200	RS-Fr.	RS	Fresno, Calif. (Edison HS)
QB	15	Tyler Stewart	6-4	220	Jr.	1V	Simi Valley, Calif. (Sierra Canyon HS)
	11	Hunter Fralick	6-2	205	RS-Fr.	RS	Sparks, Nev. (Spanish Springs HS)
or	14	Danté Mayes	6-2	190	So.	SQ	Pittsburg, Calif. (Freedom HS)

Defense

DE	8	Ian Seau	6-3	250	Sr.	2V	Oceanside, Calif. (Grossmont College)
	90	Malik Reed	6-1	245	RS-Fr.	RS	Dothan, Ala. (Dothan HS)
NT	97	Salesa Faraimo	6-2	290	Jr.	2V	Sacramento, Calif. (Grant HS)
	91	Kalei Meyer	6-1	270	RS-Fr.	RS	Waipahu, Hawai'i (Kamehameha HS)
-or-	92	Kevin McReynolds	6-2	300	Sr.	TR	Washington D.C. (UCLA)
DT	55	Rykeem Yates	6-2	280	Sr.	3V	Fresno, Calif. (Edison HS)
	99	Korey Rush	6-1	260	RS-Fr.	RS	Salt Lake City, Utah (East HS)
DE	94	Lenny Jones	6-3	270	Sr.	3V	San Leandro, Calif. (San Leandro HS)
	95	Patrick Choudja	6-3	235	So.	1V	Oakley, Calif. (Freedom HS)
LB	25	Bryan Lane Jr.	6-4	220	Sr.	3V	Sacramento, Calif. (Christian Brothers HS)
	34	Travis Wilson	6-1	215	So.	1V	Cedar Hill, Texas (Cedar Hill HS)
LB	49	Jordan Dobrich	6-2	240	Sr.	3V	Magalia, Calif. (Paradise HS)
	56	Alex Bertrando	6-2	225	Jr.	2V	Loomis, Calif. (Del Oro HS)
LB	9	Matthew Lyons	6-2	220	Sr.	2V	Los Angeles, Calif. (L.A. Pierce College)
	5	Faigofie Faaituala	6-1	230	Sr.	1V	Carson, Calif. (El Camino College)
CB	31	Randy Uzoma	6-1	205	Jr.	2V	Canoga Park, Calif. (Canoga Park HS)
-or-	35	Ahki Muhammad	5-9	185	RS-Fr.	RS	East Palo Alto, Calif. (James Logan HS)
SS	22	Asauni Rufus	6-0	200	RS-Fr.	RS	Bakersfield, Calif. (Bakersfield HS)
	16	Jaden Sawyer	6-0	200	So.	1V	San Jose, Calif. (Bellarmine Prep)
FS	26	Kendall Johnson	6-0	190	So.	1V	Lafayette, La. (Saint Thomas More HS)
	29	L.J. Jackson	6-0	200	Jr.	1V	Reno, Nev. (Hug HS)
CB	28	Elijah Mitchell	5-8	180	Jr.	2V	Corona, Calif. (Roosevelt HS)
	18	Elijah Moody	5-11	175	RS-Fr.	RS	Long Beach, Calif. (Long Beach Poly HS)
or	19	Jaden Sawyer	6-0	190	RS-Fr.	RS	San Jose, Calif. (Bellarmine Prep)

Specialists

PK	40	Brent Zuzo	5-10	180	Jr.	2V	Canton, Mich. (Plymouth HS)
P	46	Alex Boy	6-3	200	Jr.	1V	Long Beach, Calif. (Long Beach City College)
	87	Brayden Sanchez	5-11	200	Jr.	1V	Hanford, Calif. (Fresno City College)
KR	28	Elijah Mitchell	5-8	180	Jr.	2V	Corona, Calif. (Roosevelt HS)
	84	Jerico Richardson	5-11	190	Jr.	2V	North Hills, Calif. (Bishop Alemany HS)
PR	28	Elijah Mitchell	5-8	180	Jr.	2V	Corona, Calif. (Roosevelt HS)
LS	42	Wes Farnsworth	6-1	200	Fr.	HS	Reno, Nev. (Bishop Manogue HS)
SS	69	Thomas Newton	6-1	270	So.	RS	Las Vegas, Nev. (Arbor View HS)
H	87	Brayden Sanchez	5-11	200	Jr.	1V	Hanford, Calif. (Fresno City College)

INTRO

TEAM INFO

PLAYERS

COACHES & STAFF

STATISTICS

RECORD BOOK

HISTORY

UNIVERSITY

NEVADA FOOTBALL
2015 MEDIA GUIDE

NEVADA



**HONORS
CANDIDATES**





Honors Candidates



PUNTING	G	No.	Yards	Lg	Avg	I-20	50+
2014	13	59	2614	62	44.3	19	18
TOTAL	13	59	2614	62	44.3	19	18

NEVADA

JUNIOR (2015)

Coming off breakout season as a sophomore, returns for his junior season as one of the top punters in the nation ... Named to the Sporting News' Preseason All-Mountain West First Team ... Athlon Sports All-MW First Team ... Phil Steele's Preseason All-MW Fourth Team.

SOPHOMORE (2014)

Earned second team All-Mountain West honors in his first season as a starting collegiate punter ... Named to Phil Steele's All-Mountain West Third Team ... Closed the regular season as the Mountain West's top punter, averaging 44.3 yards per punt ... Ranked 11th in the nation in punting ... Punted 59 times with 18 punts of 50 yards or longer and 19 punts downed inside the 20 ... Posted three punts of 60 yards or longer with a career-best 62-yard punt at Air Force.

FRESHMAN (2013)

Walked on and redshirted his first year with the Wolf Pack.

PERSONAL

Earning a degree in community health science.



- INTRO
- TEAM INFO
- PLAYERS**
- COACHES & STAFF
- STATISTICS
- RECORD BOOK
- HISTORY
- UNIVERSITY



AUSTIN CORBETT

SOPHOMORE
OFFENSIVE LINE
6-4, 300
Sparks, Nev.
(Reed HS)

#73

NEVADA

SOPHOMORE (2015)

Should emerge as one of the top offensive linemen in the conference after a breakout freshman season in 2014 ... Named to the Watch List for the Outland Trophy ... Athlon Sports Preseason Fourth Team All-MW.

REDSHIRT FRESHMAN (2014)

Developed into one of The Union's most important members, starting in 12 games at left tackle ... Missed the Washington State game with an ankle injury, but started at LT in the final 11 games ... Helped the Wolf Pack rank third in the Mountain West in fewest sacks allowed (20) ... Behind Corbett and The Union, Nevada ranked fifth in rushing (205.5) ... Helped pave the way for seven 200-yard rushing efforts, including the final five games of the regular season ... Started at LT against UNLV where Nevada rushed for 408 yards – the second-highest rushing output by a Mountain West team this season and the highest by Nevada in the Brian Polian era ... 2014 Academic All-Mountain West.

FRESHMAN (2013)

Joined the program in the fall and redshirted his first full season with the Wolf Pack.

HIGH SCHOOL

A graduate of Reed High School in Sparks, Nev. ... A member of two regional championship teams at Reed in 2012 and 2013 ... First team All-Region and All-State in 2012 ... Also lettered in wrestling, basketball and track and field ... First team All-State in shot put in 2013 ... Member of the National Honor Society and freshman mentor council.

PERSONAL

Son of Theron and Melissa Corbett ... Brother Garrett played football at San Diego State ... Chose Nevada because the University is his hometown school and it's close to his family ... Majoring in community health science ... Hopes to become an orthopedic surgeon after graduation.



- INTRO
- TEAM INFO
- PLAYERS**
- COACHES & STAFF
- STATISTICS
- RECORD BOOK
- HISTORY
- UNIVERSITY



Honors Candidates



JORDAN DOBRICH
SENIOR
LINEBACKER
6-2, 240
Magalia, Calif.
(Paradise HS)

TACKLES	G	UA	A	Total	TFL	Yds	PD	FF	FR	Blkd	QBH
2011	0	0	0	0	0.0	0	0	0	0	0	0
2012	13	4	5	9	0.0	0	0	0	1	0	0
2013	11	34	46	80	2.0	15	3	2	0	0	0
2014	13	56	29	85	3.0	19	2	0	0	1	1
TOTAL	37	94	80	174	5.0	34	5	2	1	1	1

SACKS	G	UA	A	Total	Yds
2011	0	0	0	0.0	0
2012	13	0	0	0.0	0
2013	11	1	0	1.0	12
2014	13	1	0	1.0	15
TOTAL	37	2	0	2.0	27

NEVADA

SENIOR (2015)

Two-time team captain and multi-year starter returns for his senior season and will anchor a veteran linebacking corps ... Phil Steele's Preseason Third Team All-Mountain West ... Athlon Sports Preseason All-MW Third Team.

JUNIOR (2014)

Named to the Capital One CoSIDA Academic All-District team for District VII for the second-consecutive season ... One of four captains on the team ... Played in all 13 games, starting in five ... Ranked second on the team in tackles (85) ... Posted 85 tackles, 3.0 tackles for loss, one sack, two pass breakups and one quarterback hurry ... Blocked a 32-yard field goal attempt in the first quarter at Hawai'i, marking Nevada's lone blocked FG of the season and the first since Oct. 4, 2008 ... Tallied double-digit tackle totals in consecutive games with a career-high 16 at Air Force followed by 13 against Fresno State ... Posted five or more tackles in 8-of-12 games ... 2014 Academic All-Mountain West ... 2014 Mountain West Scholar-Athlete.

SOPHOMORE (2013)

Voted a co-captain by his teammates ... Played in 11 games with 11 starts ... Was third on the team in tackles with 80 stops on the year ... Set a career high with 10 tackles in the opener at UCLA, where he also forced a fumble ... Had 12 tackles and another forced fumble against UNLV before establishing career high with 14 stops at Colorado State ... Notched seven tackles, including first career sack against BYU ... Broke up three passes on the year ... Finished with 2.0 tackles for loss.

REDSHIRT FRESHMAN (2012)

Played in all 13 games as a redshirt freshman, mostly as a reserve linebacker and on special teams ... Credited with nine tackles on the year, including three at Hawaii ... Recovered a fumble against Fresno State and returned it 21 yards.

FRESHMAN (2011)

Joined Nevada as a true freshman and redshirted his first season.

HIGH SCHOOL

A graduate of Paradise (Calif.) High School ... Was a part of two conference championship teams, as a sophomore and again as a senior ... Named first-team all-league and all-section as a junior and senior ... Was an honor roll student.

PERSONAL

Born Jordan Mark Dobrich on Dec. 30, 1992 ... Son of Steven and Shirlena Dobrich ... Majoring in engineering ... Chose Nevada because Reno always felt like a second home and he liked the academic and athletic opportunities.



- INTRO
- TEAM INFO
- PLAYERS**
- COACHES & STAFF
- STATISTICS
- RECORD BOOK
- HISTORY
- UNIVERSITY



RECEIVING	G	Rec	Yds	TD	Lg	Rec/G	Avg/C	Avg/G
2013	11	9	58	0	14	0.8	6.4	5.3
2014	13	33	291	4	28	2.5	8.8	22.4
TOTAL	24	42	349	4	28	1.8	8.3	14.5

NEVADA

JUNIOR (2015)

Named to the Watch List for the John Mackay Award ... Is one of the top returning tight ends in the country and will team with sophomore Matt Moen and newcomer Evan Faunce to form a position of strength on the offensive side of the ball ... Phil Steele's Preseason All-MW Second Team.

SOPHOMORE (2014)

Earned his first-career conference honor, being named to the All-Mountain West second team ... Tied for a team-high four receiving touchdowns ... Posted 33 receptions and 291 yards on the season ... Tallied multi-touchdown games against Arizona and Boise State ... Caught a career-high eight passes at Pac-12 foe Arizona ... Registered a career-high 74 receiving yards against the Broncos ... Caught a season-long reception of 28 yards against Boise State ... Played a big role in blocking for Nevada's run game, allowing the Wolf Pack to average over 200 yards rushing per contest.

REDSHIRT FRESHMAN (2013)

Played in 11 games with eight starts as a redshirt freshman ... Caught nine passes for 58 yards on the year ... Became one of the starters after Kolby Arendse went down with a foot injury at San Diego State ... Caught a career-high four passes in that overtime loss to the Aztecs ... Career-long 14-yard catch also came against San Diego State.

FRESHMAN (2012)

Joined the team as a true freshman and redshirted his first season at Nevada.

HIGH SCHOOL

A graduate of Cypress Creek High School in Houston, Texas ... Was a multi-sport athlete who lettered four years each in football, basketball and track and field ... Earned all-district honors as a return specialist and a tight end in 2009, 2010 and 2011 ... Was part of a team that won three straight district championships

PERSONAL

Born Jarred Jamal Gipson on Jan. 1, 1994 ... Son of Laticia and Johnny Gipson ... Has a younger sister, Kaylyn ... Majoring in community health science and wants to be a pharmacist ... Enjoys music and plays piano, guitar and drums ... Sports hero is Andre Johnson.



- INTRO
- TEAM INFO
- PLAYERS**
- COACHES & STAFF
- STATISTICS
- RECORD BOOK
- HISTORY
- UNIVERSITY



Honors Candidates



RECEIVING	G	Rec	Yds	TD	Lg	Rec/G	Avg/C	Avg/G
2013	12	29	326	1	32	2.4	11.2	27.2
2014	10	45	579	4	34	4.5	12.9	57.9
TOTAL	22	74	905	5	34	3.4	12.2	41.1

NEVADA

JUNIOR (2015)

Returns for his junior season after sophomore campaign was cut short with injury suffered against Air Force ... Took part in spring drills and expected to be a leader in a young wide receiving corps ... Athlon Sports Preseason All-MW Third Team Offense ... Phil Steele's Preseason Third Team All-MW.

SOPHOMORE (2014)

Named to Phil Steele's All-Mountain West Third Team ... Played in the opening 10 games of the season with eight starts at wide receiver ... Missed the final three games of the season after suffering an injury at Air Force ... Ranked third on the team in receiving yards ... Finished ranked ninth in the MW with 4.5 reception per game ... Posted 45 receptions, 579 yards and four touchdowns ... Led the team in yards per catch (12.9) among players with at least 10 receptions ... Had a breakout performance on homecoming against Boise State with seven catches and 141 yards – his first 100-yard receiving effort of the season ... Caught TD passes against Arizona, Colorado State, Hawai'i and Air Force ... Had a season-long 34-yard reception against Boise State and was credited with 10 explosive plays on the season.

REDSHIRT FRESHMEN (2013)

Converted from quarterback to wide receiver during spring drills and excelled in the offseason ... Played in all 12 games with three starts as he enjoyed somewhat of a breakout season ... Was fourth on the team with 29 catches for 326 yards ... First career touchdown catch, and only TD of the season, came against Fresno State in which he established a career high with five catches for 82 yards ... Set new career highs with 10 catches for 110 yards at Colorado State ... Caught 23 passes over the team's final four games.

FRESHMAN (2012)

Joined the team as a true freshman and redshirted his first season at Nevada.

HIGH SCHOOL

A graduate of Las Vegas (Nev.) High School ... Was a two-time all-state and all-conference selection for the Wildcats ... Earned eight varsity letters – four in football and four in basketball ... Was also a two-time all-state and all-conference pick in basketball.

PERSONAL

Born Hasaan Shahib Henderson on Dec. 27, 1993 ... Son of Kishambi and Alzim Henderson ... Has one brother and three sisters ... Majoring in general studies... Had recruiting interest from Arkansas, Washington, UNLV, Hawai'i and Utah State but chose Nevada because of the program and the coaching staff ... Sports hero is Cam Newton.





RUSHING	G	Att	Yds	TD	Lg	Avg/C	Avg/G
2013	9	83	332	4	39	4.0	36.9
2014	13	216	957	7	47	4.4	73.6
TOTAL	22	299	1289	11	47	4.3	58.6

NEVADA

SENIOR (2015)

Named to the Watch List for the Doak Walker Award (top running back) and Wuerffel Trophy (combining community service with athletic and academic achievement) ... Broke out as a junior with 957 yards and seven touchdowns ... Leads a formidable one-two punch in the backfield along with sophomore James Butler ... Athlon Sports' Preseason All-MW Third Team.

JUNIOR (2014)

Ranked ninth in the Mountain West and second on the team in rushing ... Started in all 12 games at RB as one of 11 players on the team to start in every game ... Ran 206 times for 932 yards and seven touchdowns, averaging 4.5 yards per carry ... Posted five 100-yard rushing efforts on the season with 110 against Southern Utah, 106 at San Jose State, 124 against San Diego State, 121 at Air Force and 132 at UNLV ... Recorded a season-high three rushing touchdowns against Fresno State ... Added a career-high 95 yards receiving on three receptions in comeback victory at BYU ... Posted 13 receptions for 157 yards and one score ... Helped Nevada's offense average over 200 yards on the ground per game and rank fifth in the MW in rushing offense.

SOPHOMORE (2013)

Joined the team after one season at Iowa Western Community College ... Was the projected starter entering fall camp but battled injuries during camp and throughout the season ... Was third on the team in rushing with 332 yards and four touchdowns ... First career touchdown came in a win against Air Force ... Established a career high with 62 rushing yards against UNLV and then broke it with an 80-yard performance against San Jose State.

BEFORE NEVADA

Led the country in yards-per-carry in 2012 while playing for a national championship team ... Named the Co-Offensive MVP of the National Championship game ... Earned the Riever Award as his team's most inspirational player.

HIGH SCHOOL

A graduate of Laguna Creek High School in Elk Grove, Calif. ... Was the 2012 Sacramento Bee Player of the year ... Named the MVP of the 2010 Optimist All-Star Game ... Rushed for 2,305 yard in his senior season and scored 23 touchdowns ... Scored a career high five TD's in one game while at Laguna Creek.

PERSONAL

Born Don Xzaviar Jackson on Sept. 7, 1993 ... Son of Don and Adrienne Jackson ... Earning a degree in communication studies ... Aspires to get into sports broadcasting or coaching when his playing days are through ... Enjoys making music, editing video and taking photographs in his spare time.



- INTRO
- TEAM INFO
- PLAYERS**
- COACHES & STAFF
- STATISTICS
- RECORD BOOK
- HISTORY
- UNIVERSITY



Honors Candidates



TACKLES	G	UA	A	Total	TFL	Yds	PD	FF	FR	Blkd	QBH
2011	0	0	0	0	0.0	0	0	0	0	0	0
2012	13	22	15	37	7.0	42	3	3	1	0	2
2013	12	16	15	31	4.5	20	4	0	0	0	0
2014	13	21	15	36	8.5	31	7	1	2	0	0
TOTAL	38	59	45	104	20.0	93	14	4	3	0	2

SACKS	G	UA	A	Total	Yds
2011	0	0	0	0.0	0
2012	13	5	0	5.0	31
2013	12	3	0	3.0	18
2014	13	4	2	5.0	27
TOTAL	38	12	2	13.0	76

NEVADA

SENIOR (2015)

Combines with Ian Seau for perhaps the best defensive end duo in the conference ... Provides a wealth of experience with 38 career games played entering his senior season ... Athlon Sports All-MW Defense Third Team.

JUNIOR (2014)

Played in all 13 games at defensive end ... Credited with 36 tackles, 8.5 tackles for loss, 5.0 sacks, five pass breakups and two interceptions ... Led the team with 61 interception return yards ... Ranked third on the team in tackles for loss and passes defended ... Registered four solo tackles, a sack and recovered his own forced fumble against Louisiana in the R+L Carriers New Orleans Bowl ... Intercepted a pass and returned it 32 yards for a touchdown in the second half against UNLV, clinching a rivalry victory in Nevada's season finale ... Tallied a season-high five tackles in MW victories against San Jose State and UNLV ... Posted 17 solo stops and 15 assisted tackles ... Recorded 2.0 tackles for loss against Hawai'i and Fresno State ... Returned an interception 29 yards in Nevada's home finale against Fresno State.

SOPHOMORE (2013)

Started seven games and played in all 12 during his sophomore season ... Credited with 31 tackles on the year, including a season-high four in a win over Air Force ... Registered three sacks on the year, including one each against UCLA and Florida State ... Had 4.5 tackles for a loss and broke up three passes ... Recorded first career interception against Boise State... Earned preseason All-Mountain West third team honors from Athlon ... Named preseason All-Mountain West third team by Phil Steele.

REDSHIRT FRESHMAN (2012)

Named Freshman All-America second-team after a breakout season ... Started all 13 games as a redshirt freshman after claiming starting job in camp ... Record 37 tackles on the year ... Was second on the team with 7.0 tackles for a loss (42 yards) ... Second on the team with 5.0 sacks (31 yards) ... Forced three fumbles and recovered another ... Credited with three pass breakups ... Established a career high with six tackles at Cal in his first collegiate game and matched it against Wyoming before breaking that mark with seven stops at Air Force ... Recorded a pair of sacks against Wyoming for his first career multi-sack game.

FRESHMAN (2011)

Joined the team in the spring semester and went through spring drills at Nevada ... Redshirted his first season with the Pack.

HIGH SCHOOL

A graduate of San Leandro (Calif.) High School ... Earned first-team all-league honors as a tight end and defensive end ... Was also a three-year letterwinner in basketball ... Holds the school record for most touchdowns by a tight end.

PERSONAL

Born Clifton Len Jones on Aug. 8, 1991 ... Son of Annette Jackson ... Goes by "Lenny" ... Earning a degree in human development family studies ... Has a younger sister, Anyiah ... Had recruiting interest from Boise State, Washington State and San Jose State, among others ... Enjoys playing basketball in his free time.



- INTRO
- TEAM INFO
- PLAYERS**
- COACHES & STAFF
- STATISTICS
- RECORD BOOK
- HISTORY
- UNIVERSITY



TACKLES	G	UA	A	Total	TFL	Yds	PD	FF	FR	Blkd	QBH
2012	13	15	2	17	0.0	0	0	1	1	0	0
2013	12	32	23	55	2.0	5	5	0	0	0	0
2014	13	36	34	70	5.5	10	0	0	1	0	0
TOTAL	38	83	59	142	7.5	15	5	1	2	0	0

NEVADA

SENIOR (2015)

Versatile defender enters senior season having started extensively in the secondary and linebacking corps ... Provides leadership and experience with 38 career games played and 25 starts entering his final season ... Phil Steele's Preseason Fourth Team All-Mountain West.

JUNIOR (2014)

Played in all 13 games on the season with 12 starts ... Made eleven starts at linebacker and one start at safety against UNLV ... Ranked fifth on the team with 70 tackles ... Credited with 70 tackles, 5.5 tackles for loss and one sack ... Matched his season-high with nine tackles in the R+L Carriers New Orleans Bowl against Louisiana ... Set a season-high against the Ragin' Cajuns with 2.0 tackles for loss ... Tallied a season-high nine tackles in Nevada's win over Pac-12 foe Washington State while finishing with eight tackles in Nevada's final three games ... Tallied his lone sack of the season against Boise State ... Credited with 31 solo tackles and 30 assisted stops.

SOPHOMORE (2013)

Switched back to safety and started all 12 games at one of the safety spots ... Was sixth on the team in tackles with 55 on the year ... Had two tackles for loss and four pass breakups ... Recorded his first career interception in the Wolf Pack's win over UC Davis ... Set a career high with seven tackles against Hawaii ... Recorded at least one tackle in every game.

REDSHIRT FRESHMAN (2012)

Played in all 13 games with one start ... Recorded 17 tackles on the year ... Converted from linebacker to safety and made his first career start in the season-opening win at Cal ... Forced a fumble against Cal the preserved the victory.

FRESHMAN (2011)

Joined Nevada as a true freshman and redshirted his first year.

HIGH SCHOOL

A graduate of Christian Brothers High School in Sacramento, Calif. ... Won four varsity letters, two in football and two in baseball ... Was an all-league selection as a senior.

PERSONAL

Born Bryan Keith Lane Jr. on Nov. 7, 1993 ... Son of Laresa Lewis and Bryan Lane Sr. ... Has three sisters ... Is majoring in communication studies ... Had recruiting interest from Oregon State and Washington State, among others, but chose Nevada because of the team's success in 2010.



- INTRO
- TEAM INFO
- PLAYERS**
- COACHES & STAFF
- STATISTICS
- RECORD BOOK
- HISTORY
- UNIVERSITY



Honors Candidates



IAN SEAU
SENIOR
DEFENSIVE END
6-3, 250
Oceanside,
Calif.
(Grossmont
College)

TACKLES	G	UA	A	Total	TFL	Yds	PD	FF	FR	Blkd	QBH
2013	12	13	10	23	5.0	24	1	1	0	0	1
2014	13	31	8	39	10.5	38	5	2	0	0	1
TOTAL	25	44	18	62	15.5	62	6	3	0	0	2

SACKS	G	UA	A	Total	Yds
2013	12	0	0	0.0	0
2014	13	8	1	8.5	34
TOTAL	25	8	1	8.5	34

NEVADA

SENIOR (2015)

Will anchor a defensive line that is one of the best in the Mountain West and contend for Defensive Player of the Year honors in the conference ... Named to the Bronko Nagurski Trophy Watch List, awarded annually to the best defensive player in the nation ... Tabbed to the Rotary Lombardi Award Watch List ... Sporting News Preseason All-MW ... Phil Steele's Preseason First Team All-MW ... Athlon Sports First Team All-MW.

JUNIOR (2014)

An All-Mountain West second team selection ... Credited with 39 tackles, 10.5 tackles for loss, 8.5 sacks, four pass breakups, two forced fumbles, one interception and one QB hurry on the season ... Led the team and ranked second in the Mountain West in sacks with 8.5 ... His 8.5 sacks ranks tied for 10th in a single season in program history ... Finished the season tied for 13th in the MW in tackles for loss ... Credited with three turnovers on the season, helping Nevada rank second in the conference in turnover margin ... Had three tackles and a sack against Louisiana in the R+L Carriers New Orleans Bowl ... Posted a season-best six tackles against Arizona and Air Force ... Registered a season-high two sacks against Air Force and San Diego State ... Intercepted a pass and returned it 32 yards for a touchdown in homecoming game against Boise State.

SOPHOMORE (2013)

Played in 12 games with four starts in his first season at Nevada after transferring from Grossmont College in San Diego ... Set a career high with four tackles, including 2.5 for loss, in the first win of the season against UC Davis ... Credited with 23 tackles overall with five behind the line of scrimmage ... Also forced a fumble (UC Davis) and broke up a pass (San Diego State)

BEFORE NEVADA

Played one season for head coach Mike Jordan at Grossmont College.

HIGH SCHOOL

A graduate of La Costa Canyon High School in Carlsbad, Calif. ... First-Team Defense Avocado West League pick in 2010 ... Named to the 2010 Rivals All-San Diego Section Second Team ... Named defensive player of the year for the Avocado League ... Named to The North County Times All-North County Team ... Named to The North County Times Elite 11 Team ... Named as a Second-Team All-CIF performer as a junior ... Named the number three defensive end for the class of 2011 in California by Cali High Sports ... Collected 89 tackles, 18 sacks and blocked four kicks during high school career ... Led La Costa Canyon to a 20-3 record during his junior and senior seasons.

PERSONAL

Born on Dec. 4, 1992 ... Son of Mary Seau ... Nephew of former NFL great Junior Seau ... Originally signed with Kansas State before transferring to Grossmont College ... Majoring in communication studies.





RYKEEM YATES

SENIOR
DEFENSIVE LINE
6-2, 280
Fresno, Calif
(Edison HS)

#55

TACKLES	G	UA	A	Total	TFL	Yds	PD	FF	FR	Blkd	QBH
2011	0	0	0	0	0.0	0	0	0	0	0	0
2012	13	11	5	16	2.5	15	0	0	0	0	0
2013	11	17	18	35	5.0	27	3	0	0	0	0
2014	10	23	14	37	10.5	35	3	2	1	1	0
TOTAL	34	51	37	88	18.0	77	6	2	1	1	0

NEVADA

SENIOR (2015)

Returns for his senior season as one of the top defensive tackles in the Mountain West ... Athlon Sports All-MW Third Team ... Phil Steele's Preseason Second Team All-MW.

JUNIOR (2014)

Earned honorable mention All-Mountain West honors ... Played in 10 games with 10 starts at defensive tackle ... Tied for the team lead in tackles for loss with 10.5 despite missing two games due to injury ... Credited with 37 tackles, 10.5 tackles for loss, 1.5 sacks, two forced fumbles, one fumble recovery, three pass breakups and one QB hurry ... Ranked sixth in the Mountain West in tackles for loss per game (1.05) ... Assisted three turnovers, helping Nevada rank second in the conference in turnover margin per game ... Made a season-best eight tackles at Air Force ... Posted 3.0 tackles for loss against Boise State and Air Force ... Recorded 1.5 sacks against Fresno State.

SOPHOMORE (2013)

Was a stalwart on the defensive front, playing in 11 games with eight starts on the year ... Emerged as the top defensive tackle on the front and finished the season with 35 tackles, including five for a loss and three sacks ... Also broke up three passes on the year ... Had a career high six tackles against BYU ... Recorded at least one tackle in all 11 games that he played in.

FRESHMAN (2012)

Played in all 13 games with one start as a redshirt freshman ... Amassed 16 tackles, including 2.5 for a loss and 1.0 sack in his first season with Nevada ... Made his first career start at Hawaii and recorded a career-high five tackles with his first career sack (for a loss of 10 yards) ... Recorded another TFL the following week in a victory at Texas State.

REDSHIRT FRESHMAN (2011)

Enrolled at Nevada in the spring semester and went through spring drills with the Pack ... Redshirted his first season.

HIGH SCHOOL

A graduate of Edison High School in Fresno, Calif. ... Was a three-time all-conference and all-league selection ... Twice named all-state and all-valley ... Helped team to a pair of Valley championships ... Also lettered three years in wrestling.

PERSONAL

Born Rykeem Yates on July 7, 1992 ... Son of Penny Walters and Robert Yates ... Has three brothers and three sisters ... Majoring in human development family studies ... Signed with UCLA as a high school senior but did not enroll and came to Nevada in January of 2011 ... Enjoys volunteering at youth football camps.



INTRO
TEAM INFO
PLAYERS
COACHES & STAFF
STATISTICS
RECORD BOOK
HISTORY
UNIVERSITY



Honors Candidates



BRENT ZUZO
JUNIOR
PLACEKICKER
5-10, 180
Canton, Mich.
(Plymouth HS)

FIELD GOALS	G	Att	Made	Lg	Pct
2013	12	17	14	44	82.4
2014	13	18	14	45	77.8
TOTAL	25	35	28	45	80.0

NEVADA

JUNIOR (2015)

Returns for his junior season as one of the top place-kickers in the conference ... Athlon Sports Preseason All-MW Second Team ... Phil Steele's Preseason All-MW Second Team.

SOPHOMORE (2014)

Played in all 13 games as Nevada's starting kicker, making 13-of-17 field goals (.765) and 43-of-45 PATs (.955) ... Led Nevada in points scored with 82, ranking ninth in the Mountain West in scoring ... Ranked fifth in the conference in FG percentage ... Had 26 touchbacks and averaged 60.7 yards on kickoffs ... Had a season-best effort in San Diego State, making 3-of-3 field goal attempts ... Made a career-long 45-yard field goal against Boise State ... Went perfect on FG attempts against Washington State (1-1), Arizona (2-2), Boise State (1-1), BYU (2-2), San Diego State (3-3) and Air Force (1-1) ... Made a career-high seven PATs in Nevada's rivalry win over UNLV ... At the end of the season, ranked 24th amongst active FBS players in career FG percentage (.794) ... 2014 Academic All-Mountain West.

FRESHMAN (2013)

Joined the team as a true freshman and immediately won the kickoff and place-kicking duties for the Pack to open a successful freshman campaign ... Connected on the first 11 attempts of his career and was perfect through nine games on field goals ... First of three misses came in week 10 and was from 54 yards out ... Finished the season 14-of-17 on field goals and 33-of-36 on extra-point attempts ... Was perfect (5-of-5) from 40-49 yards on field goals ... Was an integral part of Nevada being one of the better kickoff coverage units in the conference with an average of 61.3 yards on kickoffs with 22 touchbacks on the year.

HIGH SCHOOL

A graduate of Plymouth (Mich.) High School ... Letter winner in football (2), soccer (2) and track and field (1) ... After playing soccer for his first two years of high school, focused solely on football as a junior and senior ... Made 9-of-11 field goals as a senior, being named to the all-state first team as a placekicker ... All-Metro West first team selection by Detroit News ... Helped guide Plymouth to a district championship in 2012 ... Was selected to the KLAA All-Conference Team and the Detroit Free Press All-West first team as a junior ... Detroit News All-State honorable mention selection in 2011.

PERSONAL

Born Brenton Ross Zuzo on Sept. 20, 1994 ... Son of Gary and Cheryl Zuzo ... Pursuing a major in Business ... Father played soccer at Gannon University ... Uncle played football at Ferris State University ... Was also recruited by FIU, Western Michigan, Wisconsin and Memphis, among others ... Hobbies include fishing and mountain biking.



- INTRO
- TEAM INFO
- PLAYERS**
- COACHES & STAFF
- STATISTICS
- RECORD BOOK
- HISTORY
- UNIVERSITY

NEVADA FOOTBALL
2015 MEDIA GUIDE

NEVADA



**PLAYER
PROFILES**





Player Profiles



SOPHOMORE (2015)

Slated to start at right tackle ... Will be a vital member of the Union as one of two lineman returning at least 10 starts from last season.

REDSHIRT FRESHMAN (2014)

Developed into a key member of The Union, appearing in 11 games while making 10 starts ... Started at right tackle in victory over Washington State ... Started in nine consecutive games in the regular season at left guard ... Helped Nevada average over 200 yards rushing per game for the seventh time in the past nine seasons ... Helped the Wolf Pack rank third in the Mountain West in fewest sacks allowed (20) ... Behind Anglemire and The Union, Nevada ranked fifth in rushing (205.5) in the Mountain West ... Helped pave the way for seven 200-yard rushing efforts, including the final five games of the regular season ... Letter winner.

FRESHMAN (2013)

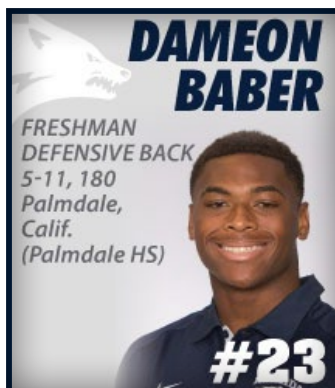
Joined the Wolf Pack as a true freshman and redshirted his first season at Nevada.

HIGH SCHOOL

A graduate of Mililani High School in Wahiawa, Hawaii, on the island of Oahu ... First-team all-Oahu Interscholastic Association in 2011 and 2012 ... Second-Team all-state in 2012 ... Named to the 2012 Elite 100 team ... Earned three varsity letters for coach Rod York.

PERSONAL

Born Joseph Alapati Angelmire on Jan. 27, 1995 ... Son of Kenneth and Matalena Angelmire ... Enjoys participating in Polynesian dance and volunteering in his time off the field ... Oldest brother Jared Silva-Purcell also played football for Nevada ... Plans to major in education.



FRESHMAN (2015)

Joins the Wolf Pack as a true freshman for the 2015 season.

HIGH SCHOOL

Graduate from Palmdale High School ... Was a two-sport athlete for the Falcons, earning letters in football and track and field ... Earned All-CIF honors as a running back ... Named the MVP of the Golden League and his team.

PERSONAL

Born Dameon Lamond Barber II ... Son of Dameon Lamond-Whie Barber and Laresa Chante Garner ... Intends to major in criminal justice or business ... Chose to attend Nevada because of the experience on his recruiting trip ... Also shown interest from Arizona, Oregon State and Wyoming ... Hobbies include listening to music and drawing.



CAREER STATISTICS

TACKLES

YEAR	G	UA	A	Total	TFL	Yds	PD	FF
2013	12	25	23	48	4.5	10	1	1
2014	13	5	7	12	0.0	0	0	0
TOTAL	25	30	30	60	4.5	10	1	1

JUNIOR (2015)

Will see playing time and compete for a starting job at linebacker ... Key member of Nevada's special teams units.

SOPHOMORE (2014)

2014 Academic All-Mountain West ... Appeared in all 13 games, seeing action on special teams ... Posted 12 tackles with five solo stops and seven assisted tackles on the season ... Recorded a season-high three tackles in a comeback victory at BYU ... Made

two stops against Washington State, San Jose State, Boise State and Colorado State ... Letter winner.

REDSHIRT FRESHMAN (2014)

Emerged as a redshirt freshman make five starts and play in all 12 games ... Set a career high with a nine-tackle performance against San Diego State ... Finished the season with 4.5 tackles for loss ... Recovered first fumble of his career against Hawaii and it came in the end zone for the first touchdown of his career as Nevada beat the Rainbow Warriors ... Recorded at least one tackle in each of the last 11 games and had six games with at least five tackles ... First career start was at Florida State ... Also started against Hawaii, Air Force, San Diego State and San Jose State.

FRESHMAN (2013)

Joined the team as a true freshman and redshirted his first season at Nevada.

HIGH SCHOOL

A graduate of Del Oro High School in Loomis, Calif. ... Was a key part of two league and section championship ... Was the DII state runners-up ... As a senior, was the Sacramento Bee's Defensive Player of the Year and was also named second-team All-State and second-team All-America by MaxPreps ... Was also a first-team all-section and all-metro selection while being named the league's Defensive MVP ... Was a two-time team MVP ... Also lettered once in baseball and twice in track and field.

PERSONAL

Born Alexander Seldon Bertrando on Oct. 14, 1993 ... Son of Sharen and Will Betrando ... Has an older brother, Nick ... Father played soccer at Pacific ... Brother is also a Nevada student and plays on the club baseball team ... Majoring in criminal justice ... Chose Nevada over Oregon State and Fresno State, among others ... Picked Nevada because of the location, football atmosphere and it was close to home ... Sports hero is Michael Jordan ... Enjoys snowboarding, wakeboarding, mountain biking, fishing and golfing in his free time.



FRESHMAN (2015)

Joins the Wolf Pack as a true freshman for the 2015 season.

- INTRO
- TEAM INFO
- PLAYERS**
- COACHES & STAFF
- STATISTICS
- RECORD BOOK
- HISTORY
- UNIVERSITY



HIGH SCHOOL

A graduate of Orange Lutheran High School in Orange, Calif. ... Was a three-year letter winner in football under head coach Chuck Peterson ... Posted 48 tackles for the Lancers with 23 solo stops and two tackles for loss as a junior ... Participated in the 2015 West Coast Bowl ... Was a member of the National Honor Society and the National League of Young Men.

PERSONAL

Born Riley Patrick Brand on Sept. 24, 1996 ... Son of Craig and Patty Smith ... Academic major is undecided ... Has one sister, Dylan ... Chose to attend Nevada because it felt like home and the right fit ... Also shown interest from Colorado, Colorado State, Fresno State, Washington and Boston College ... Hobbies include snowboarding, playing Madden and watching the ESPN "30 for 30" series.



CAREER STATISTICS

Rushing

Year	G	Att	Yds	TD	Lg	Avg/C	Avg/G
2014	13	140	635	5	59	4.5	48.8

Receiving

Year	G	Rec	Yds	TD	Lg	Avg/C	Avg/G
2014	13	5	13	0	7	2.6	1.0

SOPHOMORE (2015)

Forms a 1-2 punch at running back along with Don Jackson ... Listed No. 2 on the depth chart but will see the field extensively after a big freshman season in 2014 ... Named to Athlon Sports' 2015 Preseason All-Mountain West third team.

FRESHMAN (2014)

One of three true freshman on the team to play in all 13 games in 2014 ... Ranked third on the team in rushing yards (635) ... Posted 140 carries, 635 yards and five touchdowns ... Averaged 4.5 yards per carry ... Ranked third in the Mountain West in rushing by a freshman and 16th overall ... Posted two 100-yard rushing efforts with 103 yards and a score against San Diego State and a season-high 116 yards in Nevada's rivalry win over UNLV ... Scored touchdowns in his first two collegiate games with one score against Southern Utah and another vs. Washington State ... Recorded his first career multi-touchdown game with

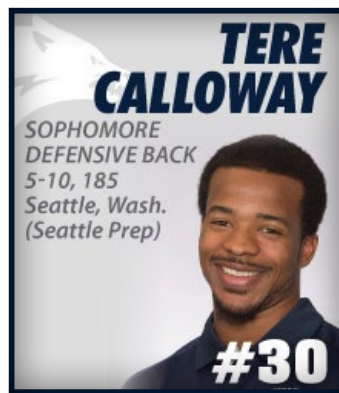
two rushing TDs in the Pack's victory at BYU ... Earned a career-high 21 carries in victory at Hawai'i ... Also caught five passes for 13 yards on the season ... Helped Nevada's offense average over 200 yards on the ground per game and rank fifth in the MW in rushing offense ... 2014 Academic All-Mountain West ... Letter winner.

HIGH SCHOOL

From Saint Francis High School in Wheaton, Ill. ... Was a first-team all-state selection in 2013 after rushing for 1,185 yards and 19 touchdowns on 138 carries ... Also earned all-area and all-conference honors in addition to being named the conference MVP ... Also attended Bartlett (Ill.) High School, where he rushed for 933 yards and 16 touchdowns in 2011 ... Earned a total of three letters in football and also lettered in lacrosse and track and field.

PERSONAL

Born James Jeremy Butler on Feb. 19, 1995 ... Son of Cornelia William and James Butler ... Is a pre-business major ... Along with two friends, start a summer sports camp, "JRJ Sports Camp" to help underprivileged children ... Also recruited by Purdue, Temple, Indiana and Eastern Illinois.



SOPHOMORE (2015)

Will compete for playing time in the defensive backfield.

REDSHIRT FRESHMAN (2014)

One of 12 freshmen to see action on the season ... Played in 10 games, posting 14 tackles with seven solo stops and seven assisted tackles ... Made a career-high seven tackles in Nevada's victory over Pac-12 foe Washington State ... Notched two tackles and one tackle for loss against Colorado State ... Letter winner.

FRESHMAN (2013)

Joined the team as a true freshman ... Was expected to contribute before injury forced a redshirt season.

HIGH SCHOOL

A graduate of Seattle Prep (Washington) ... All-State as a defensive back in 2012 ... All- Washington Interscholastic Activities Association as both a running back and defensive back in both 2011 and 2012 ...

Received 21 Division I offers ... Is a pre-business major ... Chose Nevada over Wisconsin, Texas Tech, Purdue, Syracuse and Colorado among others ... Finished his career at Seattle Prep with 161 tackles, 10 deflections and four forced fumbles.

PERSONAL

Born Teré Javon Calloway on June 2, 1995 ... Daughter of Danielle Calloway ... Would like to become an NFL player after his time at Nevada is up ... After football, he would like to work in sports medicine ... Likes to go bowling, golfing, fishing and play X-Box in his spare time ... As one of his goals at Nevada, he would like to lead the Wolf Pack to a BCS or high profile bowl game.



JUNIOR (2015)

Will look to make his Wolf Pack debut in 2015 while providing depth to Nevada's offensive line.

SOPHOMORE (2014)

Did not appear in any games in the regular season.

BEFORE NEVADA

Joined the Pack after playing one season at Assumption College in Worcester, Mass. ... Was named to the student-athlete honor roll for the 2013 spring semester.

HIGH SCHOOL

Earned two varsity letters in football and skiing ... Helped lead St. John's HS to the Division I Massachusetts State Championship game held at Gillette Stadium.

PERSONAL

Son of Tom and Stacie Cannon ... Earning a major in finance and aspires to work in banking after graduation ... Enjoys skiing in his spare time ... Majoring in finance.



Player Profiles



JUNIOR (2015)

Will contribute depth at tight end and in Nevada's special teams units.

SOPHOMORE (2014)

Saw action in one game, playing on special teams in Nevada's comeback victory at BYU.

REDSHIRT FRESHMAN (2013)

Did not appear in any games as a redshirt freshman.

FRESHMAN (2012)

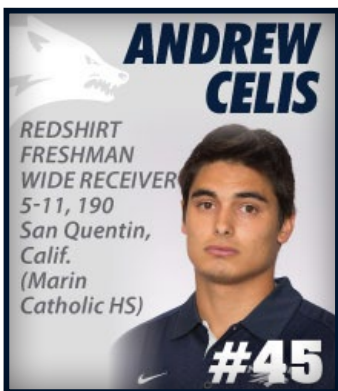
Joined the team as a true freshman and redshirted his first season at Nevada.

HIGH SCHOOL

A graduate of Novato High School in Novato, Calif. ... Lettered in three varsity sports including football, lacrosse and wrestling.

PERSONAL

Son of Ramsey Carrow and Vera Deatherage ... Uncle J.R. Deatherage played football at Cincinnati ... Chose Nevada because it is close to home ... Majoring in community health science ... Hopes to become a firefighter after graduation.



REDSHIRT FRESHMAN (2015)

Listed as the backup X receiver on the Pack's depth chart entering fall camp.

FRESHMAN (2014)

Redshirted in his true freshman season.

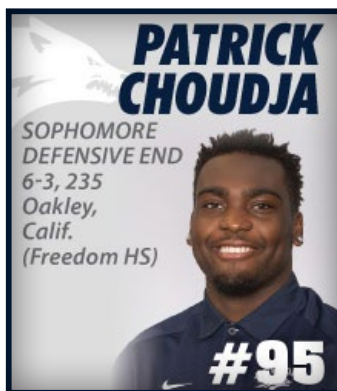
HIGH SCHOOL

From Marin Catholic High School in Kentfield, Calif. ... Was all-state as a sophomore and again as a senior ... As a senior, was named offensive player of the year while earning first-team

all-league honors in the MCAL and all-metro honors ... Had 87 catches for 1,350 yards and recorded 2,600 all-purpose yards ... Also was the punter and kicker, earning second-team all-league as a punter and once kicking a 48-yard field goal ... Lettered four years in football, four years in baseball and once in basketball.

PERSONAL

Born Andrew Michael Celis on Sept. 20, 1995 ... Son of Tina and Raul Celis ... Mother was a nationally ranked cross country runner ... Has not yet decided on a major ... Grew up cheering for the Nevada and calls the opportunity to play for the Wolf Pack "a dream come true" ... Was also recruited by Boise State, Washington State and Cal, among others.



CAREER STATISTICS

Tackles

Year	G	UA	A	Total	TFL	Yds
2014	13	8	0	8	2.0	9

Sacks

Year	G	UA	A	Total	Yds
2014	13	1	0	1.0	7

SOPHOMORE (2015)

Listed as the No. 2 defensive end behind Lenny Jones in Nevada's preseason depth chart ... Will look to post a breakout season after seeing substantial playing time as a freshman in 2014.

FRESHMAN (2014)

One of 12 true freshmen on the team to see action in all 12 regular season games ... Posted eight tackles, two tackles for loss, one sack and one forced fumble in his first season of collegiate football ... Had a breakout game against BYU with a career-high three tackles and one sack while forcing a fumble on BYU's final drive to clinch Nevada's victory ... Saw all of his playing time come in relief at defensive end on the season ... Letter winner.

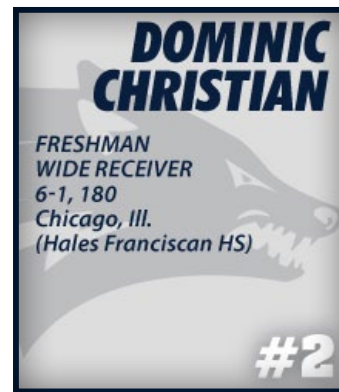
HIGH SCHOOL

From Freedom High School in Oakley, Calif. ... Named first-team all-league and first-team All-East Bay by the Contra Costa Times ... Named All-Bay Area by San Francisco Chronicle ... Recorded 81 tackles with school records in tackles for loss (25) and sacks (18) to go along with three forced fumbles and 3 PBUs as a

senior ... Had 25 career TFLs ... Was second-team All-NorCal ... Named team Defensive Player of the Year ... Earned second-team all-league as a junior.

PERSONAL

Born Patrick K. Choudja on April 11, 1996 ... Is yet to declare a major ... Was also recruited by Washington State, Arizona State, Boise State, Fresno State, San Jose State and Hawaii.



FRESHMAN (2015)

Joins the Wolf Pack as a true freshman for the 2015 season.

HIGH SCHOOL

Was a three-year letter winner in football as a quarterback under head coach Randall Townsel, while also lettering in basketball (3) and track (2) ... Led the Spartans to a Chicago Catholic League championship in his final three seasons ... As a senior, ran for 1,369 yards with nine touchdowns while also passing for 1,571 yards and 18 touchdowns ... Recorded nine rushing touchdowns, eight passing scores, a punt return TD and an interception for a TD as a junior ... Also won regionals in basketball three times, and sectionals in 2013 ... Was a member of the Illinois Hoyas AAU basketball team, which placed fourth in nation in 2006.

PERSONAL

Born Dominic Vincent Christian on May 30, 1997 ... Son of Vincent Christian and Traci Strickland ... Has one older brother, Montero ... Also shown recruiting interest from Iowa, Indiana, Syracuse and numerous Mid-American Conference schools ... Chose to attend Nevada because of his fit with the program, and because of the staff and educational values ... Sports heroes are Michael Vick and Randy Moss.

- INTRO
- TEAM INFO
- PLAYERS
- COACHES & STAFF
- STATISTICS
- RECORD BOOK
- HISTORY
- UNIVERSITY



FRESHMAN (2015)

Joins the Wolf Pack as a true freshman for the 2015 season.

HIGH SCHOOL

Was a two-year letter winner in football under head coach Marlon Blanton, while also lettering in basketball (2) and track (1) ... Earned first team All-Delta League honors as a senior ... Recorded 25 tackles, three sacks, one interception, one forced fumble and three fumble recoveries in nine games in 2014 ... Also earned honorable mention All-Metro honors in 2014 ... Also led Jesuit to a sectional championship in basketball in 2013.

PERSONAL

Born Kori Collins on Aug. 20, 1996 ... Son of Ferrie and Stacy Collins and Letitia Bradford ... Has two brothers and two sisters ... Father played football at Cal ... Chose to attend Nevada because of the football and academic programs, and because it was close to home ... Also shown interest from San Diego State, San Jose State, Fresno State, New Mexico, Wyoming, Colorado State and Washington State ... Hobbies include playing sports, spending time with friends and family, and listening to music.



SOPHOMORE (2015)

Will contribute to Nevada's depth at linebacker and on special teams.

REDSHIRT FRESHMAN (2014)

Saw action in two games on the season, playing in special teams against Colorado State and BYU.

FRESHMAN (2013)

Joined the team in the spring semester and went through spring drills at Nevada ... Redshirted his first full season with the Wolf Pack.

PERSONAL

Earning a degree in community health sciences.



SOPHOMORE (2015)

Will add depth and look for playing time on the offensive line.

REDSHIRT FRESHMAN (2014)

Saw action in special teams in Nevada's victory over San Diego State.

FRESHMAN (2013)

Joined Nevada as a true freshman and redshirted his first full year with the Wolf Pack

HIGH SCHOOL

A graduate of La Jolla Country Day in San Diego, Calif. ... Named to the 2012 All-Coastal League first team on offense ... Also earned first-team honors in 2011 on the defensive side of the ball for his work on the line of scrimmage ... Kusi Prep Pigskin Lineman of the Week (9/7/2012) ... Was an offensive lineman on the USA Under-19 National team in 2012.

PERSONAL

Born Ziad Sameer Damanhoury on June 28, 1995 ... Son of Sam and Helen Damanhoury ... Is a pre-business major ... If he does not play in the NFL after his time at Nevada, he would like to work for ESPN or become an entrepreneur ... Enjoys playing Basketball and video games in his spare time, as well as go to the beach.



JUNIOR (2015)

Will see time on special teams while adding depth to the Wolf Pack's defensive front.

SOPHOMORE (2014)

Saw action in 10 games on the season ... Was a key contributor on special teams ... Letter winner.

REDSHIRT FRESHMAN (2013)

Saw playing time in three games with no starts ... Was credited with one tackle on the year.

FRESHMAN (2012)

Joined the team as a true freshman and redshirted his first season at Nevada.

HIGH SCHOOL

A graduate of Sonora (Calif.) High School ... Was the All-Area MVP as a senior while earning first-team All-District honors ... Named first-team all-league on both offense and defense ... Named first-team All-Area as a junior while earning second-team all-league honors ... Named school's Most Outstanding Athlete as a senior ... Participated in the Rotary Interact Club ... Also played baseball.

PERSONAL

Born Nolan Carl Dambacher on Feb. 10, 1994 ... Son of Laurel and Michael Dambacher ... Has an older brother, Evan, a younger sister, Leah, and a younger brother, Mason ... Father played football at Fresno State ... Grandfather Don Dambacher played football at San Jose State and grandfather Dick Pland played football at Cal ... Is a pre-business major ... Sports heroes are Steve Young and Patrick Willis ... Enjoys fishing and being in the outdoors.



Player Profiles

- INTRO
- TEAM INFO
- PLAYERS**
- COACHES & STAFF
- STATISTICS
- RECORD BOOK
- HISTORY
- UNIVERSITY



SOPHOMORE (2015)

Will look to make his Wolf Pack debut in 2015 while contributing on special teams and adding depth at defensive back.

REDSHIRT FRESHMAN (2014)

Did not see action in 12 regular season games.

FRESHMAN (2013)

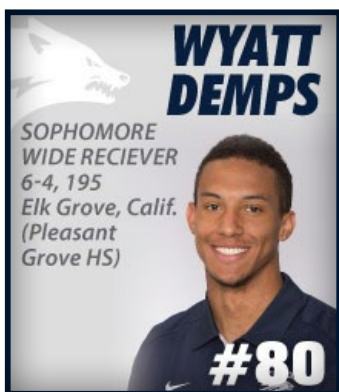
Joined Nevada as a true freshman and redshirted his first season.

HIGH SCHOOL

A graduate of Mount Sinai HS in Snoqualmie, Wash. ... Recorded 91 tackles, 23 passes broken up and seven interceptions combined in his junior and senior seasons ... First team KingCo Conference in 2013 ... Second team KingCo in 2012 ... Featured in the Seattle Times' Top 100 Players in the state of Washington in 2013 ... 2013 National Football Foundation Scholar-Athlete honoree ... Lettered in track and field ... Three-time state participant in the pole vault and 100 meters ... Two-year track captain.

PERSONAL

Son of Jim and Angi Davis ... Father Jim Davis played football at Washington State and grandfather Jim Davis rowed crew at Washington ... Chose Nevada over Oregon, Washington State, Harvard, Princeton and Brown because of the great business school and nationally ranked MBA program ... Majoring in business administration.



SOPHOMORE (2015)

Will look to post a breakout season in 2015 after seeing substantial playing time last season ... Listed as a co-starter at Z wide receiver in the Pack's preseason depth chart.

FRESHMAN (2014)

Saw action at wide receiver in six games on the season; Boise State, Colorado State, Hawai'i, Air Force, Fresno State and Louisiana ... Recorded starts against the Bulldogs and Ragin' Cajuns in the R+L Carriers New Orleans Bowl ... Caught one pass for 22 yards against the Broncos ... Caught one pass for 11 yards against the Falcons ... Finished with two catches and 33 yards on the season ... Letter winner.

HIGH SCHOOL

From Pleasant Grove High School in Elk Grove, Calif. ... Was a second-team all-metro selection as a senior as he caught 35 passes for 775 yards and 13 touchdowns ... Also recorded four interceptions as a defensive back ... As a sophomore and junior, combined for 58 catches for 890 yards and 16 touchdowns and six more interceptions ... Was honorable mention all-metro as a junior.

PERSONAL

Born Wyatt David Demps on March 19, 1996 ... Son of Elizabeth and Chris Demps ... Father played football at Sacramento State and his older brother plays basketball at Sacramento State ... Has an uncle and grandfather who played basketball at Oregon ... Has not yet decided on a major ... Enjoys playing video games, lifting weights and paintball ... Was also recruited by Hawaii, Air Force, San Jose State and Sacramento State.



SOPHOMORE (2015)

Will look to add depth on Nevada's offensive front.

FRESHMAN (2014)

Joined the program as a true freshman and redshirted his first year with the Wolf Pack.

HIGH SCHOOL

A 2013 graduate of Antelope (Calif.) High School ... Was a three-sport athlete who earned eight varsity letters in football, wrestling and track and field ... Earned all-league and all-metro honors as a junior and senior and, as a senior, earned all-city, all-section and all-state accolades ... Was a two-time Lineman of the Year winner in his league ... Won the section wrestling championship at 285 pounds ... Recorded 22 pancake blocks in a championship game as a senior ... Earned the Academic Merit Award and was also on

the Honor Roll ... Played on season at USAFA Prep (2013) after high school.

PERSONAL

Born Daren James Echeveria on Nov. 9, 1994 ... Son of Sara and Matthew Echeveria ... Intends to major in business ... Enjoys fishing and sport shooting in his free time ... Calls Nevada his "dream school."



CAREER STATISTICS

Tackles	Year	G	UA	A	Total	TFL	Yds
	2014	13	3	7	10	0.0	0

SENIOR (2015)

Will be a key contributor at linebacker and on special teams ... Listed as the No. 2 weak-side linebacker entering fall camp.

JUNIOR (2014)

Saw action in all 13 games on the season, playing on special teams and in relief at linebacker ... Posted 10 tackles with three solo stops and seven assisted tackles ... Tallied a season-high three tackles against Boise State ... Key contributor on Nevada's special teams ... Letter winner.

SOPHOMORE (2013)

Enrolled at Nevada in January and went through spring drills with the team after transferring from El Camino College ... Did not play due to injury.

BEFORE NEVADA

Was fourth on the team in tackles (51) and sacks (1.5) in 2013 ... Returned an interception for 88 yards, a team high ... Posted 5.5 tackles for a loss.

PERSONAL

Son of Faigofie and Fiti Faaituala ... Majoring in community health sciences.



CAREER STATISTICS

Tackles

Year	G	UA	A	Total	TFL	Yds	PD	QBH
2012	0	0	0	0	0.0	0	0	0
2013	12	4	8	12	1.5	5	1	1
2014	13	18	15	33	3.0	8	1	0
TOTAL	25	22	23	45	4.5	13	2	1

JUNIOR (2015)

Listed as Nevada's starting nose tackle entering fall camp.

SOPHOMORE (2014)

Played in all 13 games in 2014, seeing action at defensive tackle and on special teams ... Posted 33 tackles, 3.0 tackles for loss and one pass breakup ... Made 18 solo tackles and 15 assisted stops ... Started at DT against Arizona and in wins against Hawai'i and San Diego State ... First player to come off the bench on the defensive line ... Letter winner.

REDSHIRT FRESHMAN (2013)

Moved from the offensive line to the defensive front in the offseason and played in all 12 games with no starts ... Recorded 12 tackles on the year with 1.5 for a loss, including a half-sack ... First stop behind the line of scrimmage came against UC Davis ... The half-sack was in a win over Hawaii ... Also set a career high with three tackles against Hawaii ... Broke up a pass against Colorado State ... Letter winner.

FRESHMAN (2012)

Joined the team as a true freshman and redshirted his first season at Nevada.

HIGH SCHOOL

A graduate of Grant High School in Sacramento, Calif. ... Was a two-year letterman in football and was part of a Delta Valley Championship in 2011 ... Earned first-team all-city honors on offense and defense and was also a first-team all-conference selection on offense and defense.

PERSONAL

Born Charles-Salesa Onesemo Faraimo on Aug. 31, 1994 ... Son of Luisa and Richard Fepuluai Faraimo ... Goes by "Salesa" ... Has an older brother, Ricky, and younger sisters Erica and Maevega ... Majoring in community health science ... Had recruiting interest from

Colorado, Oregon and Arizona State, among others, but chose Nevada in part because of the high graduation rate of student-athletes ... Sports hero is Junior Seau ... Favorite sports memory was a 16-tackle performance in the playoffs against Franklin High School ... Enjoys spending time with family and friends and trying new things.



FRESHMAN (2015)

Joins the Wolf Pack as a true freshman for the 2015 season ... Listed as Nevada's starting long snapper entering fall camp.

HIGH SCHOOL

A graduate of Bishop Manogue Catholic High School ... Was a two-year letter winner in football under head coach Thomas Peregrin and a three-year letter winner in baseball ... Earned a five-star ranking as a long snapper and was heralded as one of the top long snappers in the nation ... Earned a top five spot in the 2014 Rubio Long Snapping ranking ... At the Rubio Long Snapping elite camp, ranked first in fastest snap average and second in accuracy ... Named the Miner's team captain in 2014 ... Earned Bishop Manogue's 2013 special teams MVP award ... An RGJ All-North Division I honoree in baseball as a pitcher.

PERSONAL

Born Wesley Ray Farnsworth on April 10, 1997 ... Son of Lane and Melissa Farnsworth ... Intends to major in sports medicine ... Has one sister, Shannon ... Chose to attend Nevada due to the family atmosphere, academics and the coaching staff's beliefs ... Also shown interest from Ohio State, Nebraska, Washington, Cal, Washington State and Oregon State ... Hobbies include baseball, traveling and spending time with family.



SOPHOMORE (2015)

Joins the Wolf Pack as a sophomore for the 2015 campaign after playing one season at Glendale Community College ... Listed as the co-No. 2 tight end entering fall camp.

BEFORE NEVADA

After beginning his career as a walk-on at Ball State, attended Glendale Community College in Glendale, Ariz. ... Caught eight passes, all for first downs, for 127 yards at GCC and earned all-conference honors in 2014.

HIGH SCHOOL

Graduated from Warren Central High School in Indianapolis ... Was a three-sport athlete at WCHS, earning letters in football, track and field and swimming ... Led the Warriors to a conference championship in 2012 ... Also helped Warren Central win a state championship in swimming in 2010 ... Member of student council.

PERSONAL

Born Evan Michael Faunce on March 10, 1995 ... Son of Jay and Suzanne Faunce ... Has one brother, Kyle ... Intends to major in business at Nevada ... Chose to attend Nevada because of the coaching staff, atmosphere and teammates ... Also saw interest from San Jose State, UAB, Purdue and Nebraska ... Hobbies including playing the piano and volunteer work ... Sports hero is JJ Watt.

INTRO
 TEAM INFO
PLAYERS
 COACHES & STAFF
 STATISTICS
 RECORD BOOK
 HISTORY
 UNIVERSITY



Player Profiles

- INTRO
- TEAM INFO
- PLAYERS**
- COACHES & STAFF
- STATISTICS
- RECORD BOOK
- HISTORY
- UNIVERSITY



REDSHIRT FRESHMAN (2015)

Part of a three-man competition for the Wolf Pack's starting quarterback job.

FRESHMAN (2014)

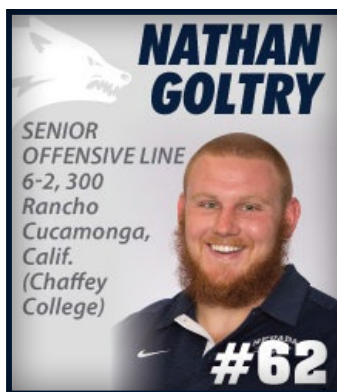
Did not see action in the regular season ... Ran the scout team offense at quarterback.

HIGH SCHOOL

From Spanish Springs High School in Sparks, Nev.... Combined to throw for 5,388 yards and 36 touchdowns as a junior and senior while rushing for 1,222 yards and 19 touchdowns ... Was second-team all-state as a senior and the Northern Nevada Offensive Player of the Year ... Also earned player of the year honors from the Reno Gazette-Journal and KOLO ... Was an all-league selection as a junior and earned honorable mention all-league as a sophomore ... Set a state record with 461 passing yards in a game and 606 yards of total offense in a game ... Owns virtually every school record for passing at Spanish Springs ... A three-sport athlete who also letters in baseball and basketball while maintaining a 4.0 grade-point average.

PERSONAL

Born Hunter Michael Fralick on Oct. 25, 1995 ... Son of Lori and Rob Fralick ... Has eight relatives who graduated from Nevada ... Grandfather ran track for the Wolf Pack ... Is a pre-business major ... Enjoys acting, cinematography, fishing and going to the lake in his free time ... Was also recruited by UNLV, Boise State and San Diego State.



SENIOR (2015)

Listed as Nevada's starting center entering fall camp ... Will hope to emerge as a key force on Nevada's offensive front.

JUNIOR (2014)

Saw action against Fresno State, replacing an injured Connor Talbott at right guard ... Appeared in one game in the regular season.

PERSONAL

Majoring in general studies.



NEVADA

Signed with Nevada in the fall of 2014 and grayshirted.

HIGH SCHOOL

From Norte Vista High School in Riverside, Calif. ... Was a four-year letter winner in football and also lettered twice in track and field ... Earned league MVP honors ... Also earned all-region, All-CIF and all-county accolades.

PERSONAL

Born Victor M. Gonzalez on Aug. 27, 1996 ... Son of Rosa and Rigoberto Gonzalez ... Wants to major in criminal justice ... Was also recruited by San Diego State, Colorado State and New Mexico State ... Enjoys riding dirt bikes, video games and hanging out with friends.



NEVADA

BEFORE NEVADA

Played football and ran track at Dakota State College.

HIGH SCHOOL

Earned two varsity letters at Reed HS ... Part of back-to-back conference championship teams in 2012 and 2013 ... Also lettered in track & field where he excelled in the 100 and 200 meters.

PERSONAL

Chose Nevada because of the atmosphere and the team chemistry ... Majoring in business ... Enjoys running hills, camping, fishing and hiking in his spare time.



JUNIOR (2015)

Listed as the Wolf Pack's backup right tackle entering fall camp ... Will compete for playing time on the offensive line and on special teams.

SOPHOMORE (2014)

Saw action in 10 games on the season, including the R+L Carriers New Orleans Bowl, contributing on special teams ... Letter winner.

REDSHIRT FRESHMAN (2013)

Earned a varsity letter as a redshirt freshman as he saw action in six games ... Converted to tight end as the season wore on and filled in as a blocker on the edge.

FRESHMAN (2012)

Joined the team as a true freshman and redshirted his first season at Nevada.



HIGH SCHOOL

A graduate of Lemoore Union High School in Lemoore, Calif. ... Was named the league's most valuable lineman as a senior ... Was a two-time all-county first team selection ... Earned three all-league selections ... Was a multi-sport star who earned four letters in football, two in basketball and one in track and field.

PERSONAL

Born Jacob Thomas Henry on Sept. 9, 1994 ... Son of Patricia and Robert Henry ... Has an older sister, Sarah, and a younger sister, Bobbie ... Earning a major in history ... Had recruiting interest from UCLA, Iowa State and Utah State but chose Nevada because of the coaching staff ... Enjoys snowboarding and playing golf in his free time.



JUNIOR (2015)

Will look for a starting role and playing time in the defensive backfield and on special teams in 2015 ... Listed as the No. 2 free safety on Nevada's preseason depth chart.

SOPHOMORE (2014)

Played in 10 games in the regular season, seeing action on special teams and in the defensive backfield ... Credited with seven tackles from three solo stops and four assisted tackles on the season ... Tallied a season-high two tackles in Nevada's win over Pac-12 foe Washington State ... Letter winner.

REDSHIRT FRESHMAN (2013)

Did not see action as a redshirt freshman.

FRESHMAN (2012)

Joined Nevada as a true freshman and redshirted his first season in the program.

HIGH SCHOOL

A graduate of Hug High School in Reno, Nev. ... Was a first-team all-region selection as a defensive back and a second-team selection as a kick returner ... Was also a track star who won five regional championships and two state titles in his career ... Earned a total of nine all-league honors in track and field ... Holds the school record in the 110m high hurdles at 14:42 and won the state high hurdles championship as a senior ... Also lettered one year in wrestling.

PERSONAL

Born Lonnie Jont'e Jackson on Dec. 4, 1993 ... Son of Rose Jackson and the late Lonnie Jackson Jr. ... Goes by "L.J." ... Majoring in criminal justice with a minor in psychology and wants to be a lawyer ... Had recruiting interest from Boise State and Montana, among others, but chose Nevada because was "born and raised a Pack fan" ... Enjoys working on cars and playing video games in his free time.



CAREER STATISTICS

Tackles

Year	G	UA	A	Total	TFL	Yds
2014	12	15	8	23	0.0	0

Interceptions

Year	G	No.	Yds	TD	Lg	Avg/R	Avg/G
2014	12	1	45	0	45	45.0	3.8

SOPHOMORE (2015)

Listed as Nevada's starting free safety entering the 2015 season ... Moved from cornerback to free safety after his freshman campaign.

FRESHMAN (2014)

Saw action in 12 games on the season with starts at Arizona and BYU ... Credited with 23 tackles, three pass breakups and one interception ... Returned an interception 45 yards to the 12-yard line, helping Nevada take a 7-0 lead and defeat Pac-12 foe Washington State in just his second collegiate game ... Tallied a season-high five tackles at Arizona ... Credited with a career-high two pass breakups in Nevada's rivalry victory at UNLV ... 2014 Academic All-Mountain West ... Posted one tackle against his hometown team - Louisiana Lafayette - in the R+L Carriers New Orleans Bowl ... Letter winner

HIGH SCHOOL

From St. Thomas More High School in Lafayette, La. ... Earned all-state and all-parrish accolades as a senior in 2013 ... Twice earned all-conference honors ... Earned senior leader award on his team and was named to play in the Louisiana State All-Star Game ... As a receiver, caught 60 passes for more than 1,100 yards and 14 touchdowns as a junior and senior ... Record three interceptions, 35 tackles and eight pass breakups as a senior after a junior season with five picks and 11

PBUs ... Named to the Honor Roll all four years ... Was active in student council all four years.

PERSONAL

Born Kendall Johnson Jr. on Feb. 28, 1996 ... Son of Melissa and Kendall Johnson ... Is a pre-business major ... Was also recruited by Tulane, Tulsa, Louisiana Tech and Louisiana Monroe ... Enjoys basketball, golf and relaxing with friends in his free time



REDSHIRT FRESHMAN (2015)

Will look to see playing time at defensive end and on special teams in 2015.

FRESHMAN (2014)

Did not see action in the regular season.

HIGH SCHOOL

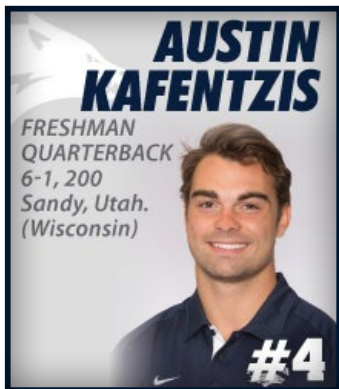
From Lakewood (Calif.) High School ... Twice earned first-team all-league honors ... Was named defensive lineman of the year as a junior ... Earned linebacker of the year honors as a senior ... Lettered twice in football and twice in basketball.

PERSONAL

Born Jarid L. Joseph on Spet. 5, 1996 ... Son of Dhyer and Edward Joseph ... Father (football) and mother (swimming) were both star high school athletes ... Is a pre-nursing major aspiring to go into athletic training and rehabilitation ... Enjoys drawing and music ... Was also recruited by UNLV, New Mexico, UTEP, Wyoming, Utah State and Colorado State.



Player Profiles



NEVADA

Enters his first season with the Pack as a true freshman.

PRIOR TO NEVADA

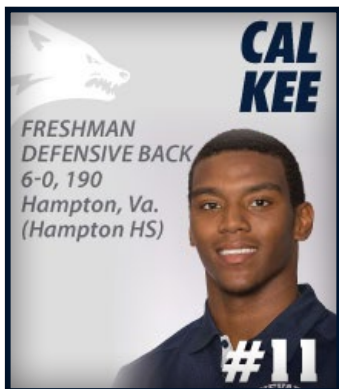
Enrolled in the spring semester and went through spring drills at Wisconsin ... Transferred to Nevada in the summer.

HIGH SCHOOL

A four-star recruit by ESPN.com coming out of Jordan HS ... Received Gatorade Player of the Year honors as a sophomore and senior ... Wrapped up his high school career holding 15 records in the state of Utah including passing yards (13,079), rushing yards (6,942) and touchdowns (115) ... First high school football player in the United States to hold state records in both passing yards and rushing yards ... Helped lead Jordan HS to the Class 5A State Championship as a sophomore in 2012.

PERSONAL

Son of Juliene and Kyle Kafentzis ... Father, his four uncles and three cousins all played football at Hawai'i ... Father also played professionally for the Chicago Bears.



FRESHMAN (2015)

Joins the Wolf Pack as a true freshman for the 2015 season.

HIGH SCHOOL

Was a four-year letter winner in football and a three-year letter winner in basketball ... Earned first team all-conference (Peninsula South, 5A) in 2014 ... Posted 37 solo tackles and nine interceptions as a senior ... Played on both sides of the ball for the Crabbers, also

catching 15 passes for 255 yards on offense ... Registered 13 tackles and three tackles for loss in senior all-star game.

PERSONAL

Born Cal E. Kee III on Aug. 24, 1996 ... Son of Cal E. Kee II and Trish Taylor-Kee ... Has a younger brother and sister ... Father played football at Virginia Tech ... Intends to major in finance ... Chose to attend Nevada because of the character of the coaching staff ... Also received recruiting interest from Harvard, William & Mary, Norfolk State, Oregon, Virginia and Virginia Tech, among others ... Hobbies include basketball and baseball, and renovating houses with his father ... Sports heroes are Cam Newton and Kam Chancellor.



SOPHOMORE

Listed as the Union's starting left guard entering fall camp ... Will be a key contributor on the offensive front after playing in 11 games last season.

REDSHIRT FRESHMAN (2014)

Developed into a key member of The Union, appearing off the bench in 11 games while making two start to see significant playing time at the guard positions ... Helped the Wolf Pack rank third in the Mountain West in fewest sacks allowed (16) ... Behind Khouri and The Union, Nevada had the third-highest yards per carry (4.8) in the Mountain West and ranked fifth in rushing (212.8) ... Helped pave the way for seven 200-yard rushing efforts, including the final five games of the regular season ... Started in the final two games of the season, leading Nevada to a 400-yard rushing effort against rivals UNLV while also starting in the R+L Carriers New Orleans Bowl ... 2014 Academic All-Mountain West.

FRESHMAN (2013)

Joined the team as a true freshman and redshirted his first season with the Wolf Pack.

HIGH SCHOOL

A graduate of Huntington Beach (Calif.) High School ... Was a first-team All-Sunset League selection and the Sunset League's Offensive Lineman of the Year during his senior season ... A two-time All-Orange County selection ... Huntington Beach Lineman of the Year in 2014 ... A National Football Foundation Scholar Athlete.

PERSONAL

Born Adam Elliott Khouri on Sept. 2, 1995 ... Son of Jeff and Karen Khouri ... Is a pre-business major ... Chose Nevada over Air Force, Colorado, Colorado State, Arizona State and Penn ... Picked Nevada because of the strong academics and athletics ... Uncles Mike and George Khouri competed in track at Syracuse and Michigan, respectively ... Grandfather Don Elmore played basketball at UCLA ... Is an Eagle Scout ... Enjoys water sports, target shooting, reading and working out in his spare time ... Cites Pat Tillman as his sports hero.



REDSHIRT FRESHMAN (2015)

Will add depth in the backfield for the Pack in 2015 after redshirting last season.



REDSHIRT FRESHMAN (2015)

Will look to see playing time in the defensive backfield and on special teams in 2015.

FRESHMAN (2014)

Did not see action in the regular season.

HIGH SCHOOL

A graduate of Milpitas (Calif.) High School ... Four-year letter winner in football ... Three-year letter winner in baseball ... Named team captain as a senior ... Three-time winner of Milpitas' athlete of the year award ... Earned honorable mention All-De Anza League honors as a freshman and first team honors as a junior and senior ... led team to a Division 1 CCS title as a senior, recording 83 tackles and seven interceptions on the season.



PERSONAL

Born David Carl Kruskamp on Sept. 25, 1995 ... Son of Charles and Jeanette Kruskamp ... Brother, Jeff, played football at Oregon State from 2003-07 ... Is yet to declare an academic major ... Hobbies include working on cars, snowboarding, hanging out with friends and clay shooting.



REDSHIRT FRESHMAN (2015)

Will look to add depth at linebacker while contributing on special teams.

FRESHMAN (2014)

Did not see action in the regular season.

HIGH SCHOOL

From Saint Louis School in Honolulu ... Was the 2013 Defensive Player of the Year in the state... Twice earned all-state honors and also earned first-team all-league ... Was a two-year captain ... Record 198 tackles during his junior and senior seasons ... Lettered three years in football, twice in track and field and once in basketball.

PERSONAL

Born Jacob Eli Kamalani Lacaden on April 11, 1995 ... Son of Angelique Aila and Frank Lacaden ... Wants to major in health science with a minor in business and wants to be a radiologist ... Was also recruited by Arizona State, Colorado State and North Dakota State ... Father was an all-state lineman and his older brother, Joe, also earned all-state honors.



FRESHMAN (2015)

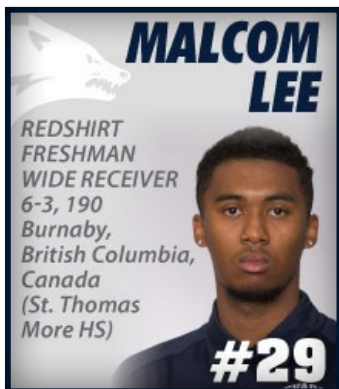
Joins the Wolf Pack as a true freshman for the 2015 season.

HIGH SCHOOL

Was a four-year letter winner in both football and basketball for the Saints ... Was a two-year team captain in football and basketball ... Earned all-state and all-league honors as a senior ... Named the all-county lineman of the year in 2013 ... Averaged a double-double in basketball as a senior with 14.6 points and 10.3 rebounds.

PERSONAL

Born Gannon Lee Laidlaw ... Son of Mike and Lisa Laidlaw ... Has one sister, Rachele ... Intended academic major is business ... Chose to attend Nevada because the university has a small school environment, yet an elite academic standing ... Also shown interest from Cal, San Jose State, Cal Poly and UC Davis.



REDSHIRT FRESHMAN (2015)

Will look to see playing time at wide receiver and make his Wolf Pack debut in 2015.

FRESHMAN (2014)

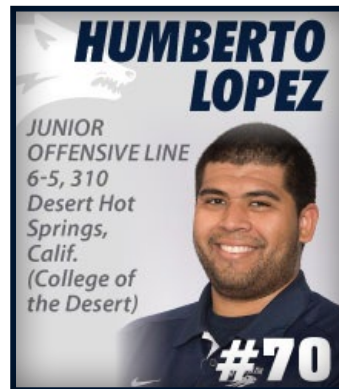
Did not see action in the regular season.

HIGH SCHOOL

A graduate of St. Thomas More Collegiate (British Columbia) high school ... Earned letters in both football and track and field ... Was named team MVP and was selected to the Provincial All-Star game in 2013 ... Carried the ball for 1,044 yards with 12 touchdowns while catching 25 passes for 331 yards and five touchdowns as a senior.

PERSONAL

Born Malcom Xavier Lee on Jan. 5, 1996 ... son of Orville and Ruth Lee ... Majoring in psychology ... Father was the first pick in the 1988 Canadian Football League draft by the Ottawa Rough Riders ... Orville Lee lead the CFL in rushing and was named rookie of the year ... Brother, Jamall, was signed by the Carolina Panthers in 2009 and played three seasons for the BC Lions in the CFL.



JUNIOR (2015)

After redshirting in his first season with Nevada last year, will look to see playing time on the Union in 2015 ... Listed as a backup left tackle entering fall camp.

JUNIOR (2014)

Did not see action in the regular season.

BEFORE NEVADA

Played two seasons at College of the Desert in Palm Desert, Calif. ... Earned second-team all-conference honors.

HIGH SCHOOL

A graduate of Desert Hot Springs (Calif.) High School ... Was a three-sport athlete who also played basketball and ran track ... Earned all-league and honorable all-league honors during the course of his high school career.

PERSONAL

Born Humberto Lopez on July 21, 1993 ... Son of Rosa and Rafael Lopez ... Majoring in human development family studies ... Enjoys camping, fishing and off-roading ... Comes from athletic family as his sister is a three-sport athlete and his older brother plays semi-pro football ... Was also recruited by UT San Antonio and Texas State.



SOPHOMORE (2015)

Joins The Union after a stint at the City College of San Francisco.

- INTRO
- TEAM INFO
- PLAYERS**
- COACHES & STAFF
- STATISTICS
- RECORD BOOK
- HISTORY
- UNIVERSITY



Player Profiles



MATTHEW LYONS
SENIOR
LINEBACKER
6-2, 220
Los Angeles,
Calif.
(L.A. Pierce
College)

CAREER STATISTICS

Tackles

Year	G	UA	A	Total	TFL	Yds	PD	FR
2013	12	56	33	89	6.0	10	0	1
2014	12	43	37	80	1.5	5	1	2
TOTAL	24	99	70	169	7.5	15	1	3

SENIOR (2015)

Listed as Nevada's starting outside linebacker entering fall camp ... Named to Phil Steele's 2015 Preseason All-Mountain West third team ... Boasts 24 games played and 169 career tackles in two seasons with Nevada.

JUNIOR (2014)

Played in 12 games at linebacker with 10 starts ... Ranked third on the team and 20th in the Mountain West in tackles with 80 ... Credited with 80 tackles, 1.5 tackles for loss, half a sack, two fumble recoveries and one pass breakup on the season ... Tied for the game-high in tackles with nine against Louisiana in the R+L Carriers New Orleans Bowl ... Posted double-digit tackle totals in consecutive games with 11 at San Jose State and a season-high 14 against Boise State ... Recovered a fumble in victories against BYU and San Diego State ... Posted five or more tackles in 8-of-11 games ... Letter winner.

SOPHOMORE (2013)

Joined Nevada after playing one season at L.A. Pierce College in Southern California ... Played in all 12 games with four starts ... Recorded four double-digit tackling performances with 11 each against Air Force, UNLV and BYU ... Set a career high with a 15-tackle performance in a win against San Jose State ... Registered six tackles for loss on the year ... Letter winner.

BEFORE NEVADA

Played one season for head coach Efrain Martinez at L.A. Pierce College after originally signing with Washington.

HIGH SCHOOL

A graduate of Dorsey High School in Los Angeles, Calif. ... Earned three varsity letters ... Named All-Coliseum League in 2010 and 2011 ... Also earned All-Los Angeles county honors as a senior.

PERSONAL

Born Matthew Dean Lyons on May 15, 1993 ...

Son of Kathryn Wainwright ... Has one sister Mariah, and four brothers, Mikey, Mitchell, Max and Tsalta ... Majoring in general studies ... Enjoys spending time with his family and friends when he is not on the field.



MARC MA
REDSHIRT
FRESHMAN
DEFENSIVE END
6-2, 230
Honolulu,
Hawaii.
(Iolani HS)

REDSHIRT FRESHMAN (2015)

Will look to see playing time at defensive end and on special teams.

FRESHMAN (2014)

Did not see action in the regular season.

HIGH SCHOOL

A graduate of Iolani (Hawaii) High School ... Three-year letter winner in both football and basketball ... Was twice named an IHL First Team All-Star as a junior and senior after earning honorable mention honors as a sophomore ... Garnered all-state honorable mention honors after recording 17 sacks and 105 tackles as a senior.

PERSONAL

Born Marc Ho Chio Ma on Oct. 8, 1995 ... Son of Michael and Michele Ma ... Grandfather played basketball for the Hong Kong National Team while his brother played golf at the University of Oregon ... Is yet to declare an academic major ... Hobbies include basketball, tennis and going to the beach.



JEREMY MACAULEY
JUNIOR
OFFENSIVE LINE
6-1, 300
Sparks, Nev.
(Reed HS)

JUNIOR (2015)

Listed as the top right guard on Nevada's preseason depth chart ... Will look to return to an important starting role on the Union after missing most of the 2014 season with an injury.

SOPHOMORE (2014)

Was slated to be a vital member of The Union before suffering a season-ending knee injury prior to the Arizona game ... Started at left guard in victories against Southern Utah and Washington State.

REDSHIRT FRESHMAN (2013)

Emerged to start 10 games for the Union and played all 12 games as a redshirt freshman ... Letter winner.

FRESHMAN (2012)

Joined Nevada as a true freshman and redshirted his first season with the program.

HIGH SCHOOL

A graduate of Reed High School in Sparks, Nev. ... Was first-team all-region as a senior and named the team's Offensive MVP ... Was the 2010 Lineman of the Year while also earning first-team all-region honors ... Was a first-team all-league selection as a sophomore ... Earned three varsity letters in football and three in wrestling.

PERSONAL

Born Jeremy Sage Macauley on Aug. 11, 1994 ... Son of Jennie and Josh Macauley ... Has a younger brother, Jase ... Majoring in business management ... Chose Nevada to play at home ... Was also receiving recruiting interest from San Diego State, Fresno State and Boise State ... Sports hero is Muhammad Ali ... Favorite sports moment is making it to the 2011 Nevada state championship game.



TRENT MAHLER
JUNIOR
LINEBACKER
6-1, 210
Concord, Calif.
(Concord HS)

JUNIOR (2015)

Will look to contribute on special teams and add depth to Nevada's linebacking corps.

SOPHOMORE (2014)

Saw action in special teams in Nevada's rivalry victory against UNLV.

REDSHIRT FRESHMAN (2013)

Did not see any playing time as a redshirt freshman.

FRESHMAN (2012)

Joined Nevada as a true freshman and redshirted his first season with the program.

HIGH SCHOOL

A graduate of Concord (Calif.) High School ... Was a three-year letterwinner ... Was the NCS

INTRO

TEAM INFO

PLAYERS

COACHES & STAFF

STATISTICS

RECORD BOOK

HISTORY

UNIVERSITY



Division Player of the Year in 2010 and 2011 ... Named Co-MVP of the Diablo Valley League in 2011 and was a first-team all-league selection on offense and defense ... Combined for 32 sacks as a junior and senior.

PERSONAL

Born Trent Dillion Mahler on Oct. 26, 1993 ... Son of Meghan and Jerry Mahler ... Has a younger brother, Keenan, and a younger sister, Shelby ... Father played baseball at Sacramento State ... Earning a major in criminal justice and wants to become a lawyer or a police officer ... Chose Nevada because he loved the campus and the football program ... Sports hero is Lawrence Taylor ... Enjoys hiking, rock climbing, swimming, rafting and working out in his free time.



SOPHOMORE (2015)

Competing in a three-man race for the starting quarterback role entering fall camp.

REDSHIRT FRESHMAN (2014)

Listed as the third-string quarterback behind Cody Fajardo and Tyler Stewart throughout the season ... Saw action in a victory at Hawai'i without recording any statistics.

FRESHMAN (2013)

Joined the team as a true freshman and redshirted his first season with the Wolf Pack.

HIGH SCHOOL

A graduate of Freedom High School in Oakley, Calif. ... Graduated as the school's all-time leader in completions, passing yards and touchdowns ... Earned three varsity letters for coach Kevin Hartwig ... Earned all-metro honors his final three years at Freedom HS.

PERSONAL

Born Danté Ellis Mayes on June 24, 1994 ... Son of Tracey and Pamela Mayes ... Would like to either play in the NFL or enter the medical field when his time at Nevada is up ... Earning a major in community health science ... Enjoys going to the driving range in his spare time.



REDSHIRT FRESHMAN (2015)

Will look to see playing time on special teams and in the defensive backfield.

FRESHMAN (2014)

Did not see action in the regular season.

HIGH SCHOOL

A graduate of Palo Alto (Calif.) High School ... Named to the all-region offensive and defensive first team by the San Jose Mercury News ... Earned all-conference honors after leading the team with 155 tackles as a senior ... winner of Palo Alto's Travis Brewer Award, an award named after his cousin ... Letter winner in both football and lacrosse ... Selected to the all-league second team as a midfielder in lacrosse.

PERSONAL

Born Tully Murray McCalister on Jan. 31, 1996 ... Son of Lenray McCalister and Kim Murray ... Has one uncle that played football at the University of Oregon and another that played baseball for the Los Angeles Dodgers ... Intends to major in Business ... Hobbies include playing sports and listening to music.



SENIOR (2015)

Will add depth to the Wolf Pack's offensive front.

BEFORE NEVADA

Saw playing time on special teams and on the defensive and offensive lines for UCLA ... Played in 13 games with two tackles as a sophomore ... Received the Outstanding Defensive Scout Team Player award as a freshman ... Pursuing his MBA at Nevada in his final year of eligibility.

HIGH SCHOOL

A four-star recruit according to ESPN.com coming out of St. John's College in Washington, D.C. ... Ranked No. 5 defensive tackle in the nation by Tom Lemming ... Rated No. 22 defensive tackle nationally by Rivals.com ... Participated in the Under Armour All-American Game.

PERSONAL

Son of Cynthia and Kevin McReynolds, Jr. ... Earned his B.S. in Political Science and Government from UCLA in May 2015.



SOPHOMORE (2015)

Has returned to full strength after recovering from illness in 2014 ... Will look to see playing time on special teams and at wide receiver.

REDSHIRT FRESHMAN (2014)

Served as a student assistant after recovering from a serious infection that led to hospitalization in the spring.

FRESHMAN (2013)

Joined the team as a true freshman and redshirted his first full season with the program.

HIGH SCHOOL

A graduate of Galena High School ... Was a three-year letterwinner in football and also lettered in track and field, baseball and basketball ... Was part of a league championship team as a senior in 2012 ... Earned second-team All-League honors ... Was a member of the National Honor Society and earned an academic-athlete award.

PERSONAL

Born Tucker McKenna Melcher on Oct. 21, 1994 ... Son of Bubba and Tracy Melcher ... Has a younger brother and a younger sister ... His father played tight end at Nevada and was a four-year letterwinner (1978-81) ... Uncle played defensive end at UNLV ... Earning a major in community health science ... Picked Nevada because it has been his dream to play here since the second grade.

INTRO

TEAM INFO

PLAYERS

COACHES & STAFF

STATISTICS

RECORD BOOK

HISTORY

UNIVERSITY



Player Profiles

- INTRO
- TEAM INFO
- PLAYERS**
- COACHES & STAFF
- STATISTICS
- RECORD BOOK
- HISTORY
- UNIVERSITY



REDSHIRT FRESHMAN (2015)

Will seek playing time on the defensive line and on special teams in 2015 ... Listed as a backup nose tackle entering fall camp.

FRESHMAN (2014)

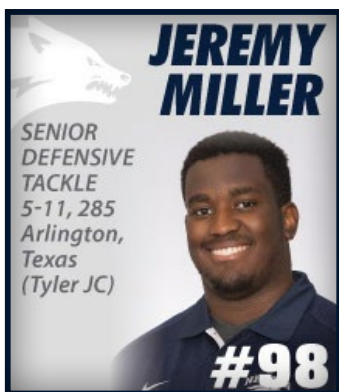
Did not see action as a true freshman.

HIGH SCHOOL

From Kamehameha School in Honolulu ... Was a three-year starter who earned All-Hawaii Team and All-ILH as a defensive tackle ... Was selected to play in the state's all-star game ... Also was an ILH wrestling champion ... Was on the honor roll all four years ... Participated in the National History Day state competition.

PERSONAL

Born Kaleipuakea Meyer on Aug. 6, 1996 ... Son of Kimberly Corpuz and Francis Meyer III ... Earning a major in electrical engineering ... Is a fourth-generation football all-star from Hawaii as his great grandfather was a running back at Hawaii, his grandfather was a running back at Boise State and his father was a three-sport high school star ... Was also recruited by Cal, Stanford, Yale, Oregon State, San Diego State and Columbia, among others.



SENIOR (2015)

Will add depth to Nevada's defensive front and on special teams.

JUNIOR (2014)

Did not see action in the regular season.

BEFORE NEVADA

Played two seasons at Tyler (Texas) Junior College ... Was on the Dean's List for two semesters at Tyler.

HIGH SCHOOL

A graduate of Timberview High School in Arlington, Texas ... In 2011, was named 5-5A first-team all-district and he also earned academic all-district honors ... As a senior in 2011, had 65 tackles, including 12 for a loss, two forced fumbles and one sack ... Was also involved in powerlifting.

PERSONAL

Born Jeremy Michael Miller on Sept. 5, 1993 ... Son of Marlyn Blair and Thomas Blair ... Earning a major in human development family studies ... Was also recruited by UMass.



CAREER STATISTICS

Tackles

Year	G	UA	A	Total	TFL	Yds	PD
2013	11	14	7	21	0.0	0	2
2014	13	9	3	12	0.0	0	1
TOTAL	24	23	10	33	0.0	0	3

JUNIOR (2015)

Listed as Nevada's starting cornerback and returner ... One of the top kickoff returners in the Mountain West.

SOPHOMORE (2014)

Played in all 13 games after developing into a weapon on special teams while seeing time in the defensive backfield ... Returned 11 kickoffs for 273 yards ... His 24.8 yard kickoff return average would rank third in the Mountain West and 29th in the nation if it met the minimum qualification ... Posted 12 tackles and one pass breakup ... Logged a career-best 10 tackles in Nevada's comeback victory at BYU ... 6-of-11 kickoff returns went for 20 yards or longer, including a career-best 46-yard return in Nevada's conference win at Hawai'i ... Letter winner.

FRESHMAN (2013)

Joined the team as a true freshman and earned immediate playing time ... Saw action in 11 games with three starts ... Was credited with 21 tackles on the year and also broke up two passes ... Was one of five true freshmen who saw playing time in 2013 ... Had five tackles against Florida State and then set a career high with seven stops against Fresno State ... Letter winner.

HIGH SCHOOL

A graduate of Eleanor Roosevelt High School

in Corona, Calif. ... Participant, 2012 Inland Empire vs. San Bernardino County All-Star Game ... All Big VIII in 2010, 2011 and 2012 ... Had seven total interceptions as a defensive back ... Was a threat as a kick returner as well, with two touchdowns via returns in three seasons.

PERSONAL

Born March 31, 1995 ... Son of Mario Mitchell and Gwen Church ... Is a pre-business major ... Would like to play in the NFL or pursue a graduate degree after his time at Nevada is done ... Was a California state finalist in the 200-meter dash ... Enjoys going to the movies and spending time with his friends when he is off the field.



SOPHOMORE (2015)

Will seek playing time and a starting role at tight end after playing in 13 games as a true freshman last season ... Listed as a co-back up at tight end entering fall camp.

FRESHMAN (2014)

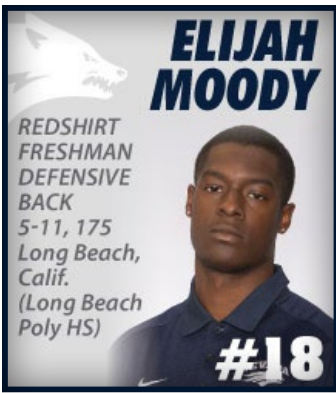
One of three freshman to see action in all 13 games ... Started at tight end against BYU, Hawai'i, Air Force and Fresno State ... Played a key role in blocking assignments, helping Nevada rank third in the Mountain West in fewest sacks allowed and fifth in rushing offense ... 2014 Academic All-Mountain West ... Letter winner.

HIGH SCHOOL

From Byron P. Steele II High School in Cibolo, Texas ... Earned a total of six varsity letters - three each in football and baseball ... Earned all-district honors in 2012 and 2013 ... As a junior, caught seven passes for 140 yards and four touchdowns ... in his senior year, caught 28 passes for 579 yards and seven touchdowns ... member of National Honor Society.

PERSONAL

Born Matthew Deane Moen on Nov. 8, 1995 ... Son of Jill and David Moen ... Earning a major in biology ... Was also recruited by Boise State, Iowa State, Harvard, New Mexico State, Cornell and UTSA, among others ... Enjoys working out, fishing and hunting.



REDSHIRT FRESHMAN (2015)
Will look to make his Wolf Pack debut in 2015 with playing time in the defensive backfield and on special teams ... Listed as a backup corner entering fall camp.

FRESHMAN (2014)
Redshirted in his first season at Nevada.

HIGH SCHOOL
From Long Beach (Calif.) Polytechnic High School ... Named to the Long Beach Press-Telegram "Dream Team" ... Twice earned Defensive Back of the Year accolades and was a two-time first-team all-league selection ... Lettered a total of three seasons in football and once in track and field ... Began his high school career at Lakewood (Calif.) High School.

PERSONAL
Born Elijah Deshawn Moody-Patton on Dec. 12, 1995 ... Son of Sonya Brown and Michael Moody ... Wants to major in business and possibly pursue culinary arts school after college ... His father played football at Idaho ... Uncle, Jason Bell, played at UCLA and in the NFL with Dallas, Houston and the New York Giants ... Enjoys fishing and bowling ... Was also recruited by Colorado State, Boise State, Wyoming and Hawaii.

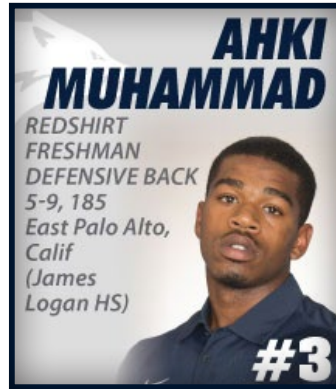


NEVADA
Joins the Wolf Pack as a true freshman for the 2015 season

HIGH SCHOOL
From Juan Sequin High School in Arlington, Texas ... Named District MVP after his senior season in which he threw for 1,620 yards and ran for 2,135 yards ... Ripped off a 99-yard run

in one game - the longest in city history ... Also lettered in basketball and powerlifting.

PERSONAL
Born Kelton Marquette Moore on Oct. 31, 1995 ... Son of Melissa and Antonio Moore ... Wants to major in accounting and eventually earn an MBA ... Enjoys working out, video games and helping as a youth basketball coach ... Was also recruited by Montana State.



REDSHIRT FRESHMAN (2015)
After returning from an injury as a freshman, will look for a starting role on defense and special teams ... Listed as a co-starter at cornerback entering fall camp.

FRESHMAN (2014)
Saw action in Nevada's opening two games before missing the remaining 10 with an injury ... Posted a career-high five tackles in the Wolf Pack's season-opening victory against Southern Utah ... Received a medical redshirt.

HIGH SCHOOL
A graduate of James Logan HS in Union City, Calif. ... Earned six varsity letters in football and track and field ... Was first-team All-East Bay as a defensive back and second-team All-Metro League as a running back ... Ran for 1,100 yards and 23 touchdowns while recording 23 tackles with 11 pass breakups and four interceptions ... Won championships in the 100 meters and triple jump during his high school career.

PERSONAL
Born Ahki Sudan Muhammad on May 11, 1996 ... Son of Meiko Nelson and Ansar Muhammad ... Cousin is major league outfielder Nyjer Morgan ... While playing high school football, also held a part-time job working on roller skates at a drive-in restaurant ... Has interest in medical school.



FRESHMAN (2015)
Joins the Wolf Pack as a true freshman for the 2015 season.

HIGH SCHOOL
Lettered in football and basketball from 2012-13 at Midlothian High School (Texas) before playing for DeSoto as a senior ... Named to the All-District 8 (6A) first team as a senior ... Earned All-District 11 (5A) second team honors in 2013 at Midlothian after registering four interceptions ... Played AAU basketball for Texas Pride from 2012-13.

PERSONAL
Born Elijah Rashad Muhammad on April 25, 1997 ... Son of Elijah Muhammad, Sr. and Danielle Muhammad ... Has four brothers and one sister ... Father played football at East Texas State and cousin played volleyball at Nebraska ... Intends to major in business at Nevada ... Also received interest from SMU, BYU and Louisiana Tech ... Chose to attend Nevada because it felt like a great fit and due to relationships with coaches during the recruiting process ... Hobbies include working out, hanging out with friends and watching movies ... Sports hero is Muhammad Ali.



SOPHOMORE (2015)
Will look to make his Wolf Pack debut in 2015 ... Listed as the Wolf Pack's backup center entering fall camp.

REDSHIRT FRESHMAN (2014)
Did not see action in the regular season.

FRESHMAN (2013)
Joined the team as a true freshman and redshirt his first full season with the Wolf Pack.

PERSONAL
Majoring in political science.



Player Profiles



FRESHMAN (2015)

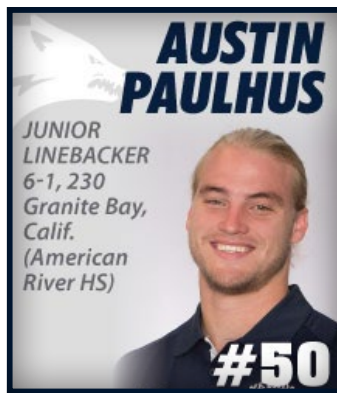
Joins the Wolf Pack as a true freshman for the 2015 season.

HIGH SCHOOL

A 2014 graduate of Michael Power/St. Joseph High School in Toronto ... Was a three-year letter winner in football, while also lettering in basketball, track and field and volleyball ... Was named to the Greater Toronto Area All-Star team, where he earned offensive MVP honors ... Was a two-year team captain at St. Joseph ... Also participated in the Ontario Varsity Football League as a member of the Etobicoke Eagles club team ... Was an executive member of Positive Leaders Among Youth (P.L.A.Y).

PERSONAL

Born Brendan Peter O'Leary-Orange on June, 24, 1996 ... Son of Doyle Orange and Margaret O'Leary-Orange ... Has two brothers, Daniel and Liam ... Father, Doyle, played football at Southern Miss, was drafted by the Atlanta Falcons in 1974 and played for both the Toronto Argonauts and Hamilton Tiger Cats in the Canadian Football League ... Chose to attend Nevada because of the relationships, family environment and because it felt like home ... Also received interest from Cal and Oregon State ... Hobbies include art and volunteer work with P.L.A.Y ... Sports heroes are Kobe Bryant and his father.



FRESHMAN (2015)

Signed National Letter of Intent to play for Nevada in 2015.

BEFORE NEVADA

Last played under head coach Jon Osterhout at American River College in Sacramento, Calif. ... Recorded 166 tackles and five sacks in two seasons ... Played a key role on the 2014 Big 8 conference championship team in 2014.

HIGH SCHOOL

First Team All-Sierra Foothill League in 2011 ... Part of conference and San Joaquin sectional championship teams ... Recorded 161 tackles and 3.5 sacks at Granite Bay HS.

PERSONAL

Son of Lynette and Scott Paulhus ... Intends to major in communications and minor in psychology ... Cites Ray Lewis as his sports hero ... Calls winning the 2011 sectional championship at Granite Bay HS as his most memorable game.



FRESHMAN (2015)

Joins the Wolf Pack as a true freshman in 2015.

HIGH SCHOOL

First Team All-Western Conference kicker in 2013 and 2014 ... First Team All-State kicker by the Seattle Times in 2013 and 2014 ... Team captain in 2014 ... Ranked as the No. 8 kicker in the nation and a Division I prospect by Chris Sailer Kicking ... Kicked field goals of 52, 53 and 56 yards in his career at Glacier Peak HS ... Touted as one of the top punters

in Washington after being named First Team All-Wesco and Second Team All-State as a senior ... Member of the 2012 Wesco football championship team ... An All-State performer and four-year letter winner in soccer.

PERSONAL

Son of Kim and Steve Pettit ... Chose Nevada because of the brotherhood feel of the team ... Majoring in information systems ... Saw recruiting interest from Washington, Washington State, Penn State and Eastern Washington.



FRESHMAN (2015)

Joins the Wolf Pack as a true freshman in 2015.

HIGH SCHOOL

From Hug High School in Reno, Nev. ... Earned three letters in football, two in basketball and one in track & field ... Earned second team all-league honors as a both a defensive lineman and offensive lineman ... Averaged six tackles a game and blocked 12 kicks in his career ... Honor Roll student who was vice president of Keystone at the Boys & Girls Club at Hug High.

PERSONAL

Born Clifford Charles Porter Jr. on April 10, 1996 ... Son of Clifford Porter III and Andrea Wiggins ... Has not yet decided on a major but is interested in athletic training ... His uncle, Isaac Porter, holds the all-time scoring record at Hug ... Enjoys music, writing, helping friends and working out in his free time ... Was also recruited by UNLV.



REDSHIRT FRESHMAN (2015)

Listed as a backup defensive end on the preseason depth chart ... Will look for a breakout season in 2015 after redshirting in his first year at Nevada.

FRESHMAN (2014)

Did not see action in the regular season.

HIGH SCHOOL

From Dothan (Ala.) High School ... Was named Super 12 All-Region and team Defensive MVP as a senior after recording 92 tackles, eight sacks, 12 TFLs and 12 quarterback hurries at Dothan ... Lettered three years ... Was in National Honor Society and was invited to the National Youth Leadership Forum of Medicine.

PERSONAL

Born Malik Reed on Aug. 5, 1996 ... Son of Michelle Ebikake and Anthony Reed ... Earning a major in biology ... Father played basketball at Troy and is enshrined in the school's Hall of Fame ... Was also recruited by Army, Navy, Georgia Southern, Wake Forest and UAB.

Force and UNLV ... Tallied his second-career 100-yard receiving game with 10 catches and 122 yards against Colorado State ... Caught four or more passes in 8-of-13 games ... Had a season-long 30-yard reception against Colorado State while accounting for nine explosive plays on the year ... Letter winner.

REDSHIRT FRESHMAN (2013)

Saw playing time in eight games with no starts ... Caught three passes on the year, all against UNLV ... Receptions went for a total of 22 yards with a long of 10 ... Took over kick return duties later in the year and finished with 10 returns for 210 yards ... Career long came against San Jose State with a 39-yarder ... Letter winner.

FRESHMAN (2012)

Joined the team as a true freshman and redshirted his first year at Nevada.

HIGH SCHOOL

A graduate of Bishop Alemany High School in San Fernando, Calif. ... Was a multi-sport star, excelling in football and basketball ... Was part of league championship teams in football and basketball ... Named first-team all-league as a senior ... in basketball, helped guide the team to CIF, Regional and State championships.

PERSONAL

Born Jericho Richardson on Feb. 25, 1993 ... Son of Lesley Jones ... Has two sisters and a brother ... Goes by "Jay" ... Chose Nevada over Boise State and UCLA because of his trust of the coaching staff ... Played on the same high school basketball team as Nevada's Marquee Coleman ... Majoring in human development and family studies ... Enjoys working out and spending time with friends in the offseason.

Mexico Highlands University ... earned his Associate's Degree with honors in 2013.

HIGH SCHOOL

A graduate of Windsor High School in Windsor, Calif. ... A two-time first team All-Empire League selection in 2011 and 2012 ... Caught 50 passes for 897 yards in his first two years on varsity ... Set the school record for most touchdown receptions in a season as a senior with 11 ... Played a key role in Windsor's 14-0, sectional championship campaign in 2012 ... Also a two-time all-league performer in baseball.

PERSONAL

Son of Kirk and Julie Richardson ... Majoring in political science ... Chose to attend Nevada because of its status as a tier one university with a great coaching staff and a team that acts as a second family ... Hopes to pursue a career in firefighting and eventually open a winery.



JUNIOR (2015)

Nevada's starting X wide receiver on the depth chart entering fall camp ... Named to Phil Steele and Athlon Sports' preseason All-Mountain West fourth team.

SOPHOMORE (2014)

Played in all 13 games and started in all but one after developing into one of Cody Fajardo's favorite targets ... Caught 56 passes for 655 yards and three touchdowns on the season ... Led the team in receiving yards ... Had a breakout game in season-opening victory against Southern Utah, posting a career-high 13 receptions for 177 yards ... Caught touchdown passes against Boise State, Air



JUNIOR (2015)

Listed as the Wolf Pack's backup F wide receiver entering fall camp ... Will seek an expanded role on offense after playing in one game in his first season at Nevada.

SOPHOMORE (2014)

A 2014 Mountain West Scholar-Athlete ... Saw action in one game (Boise State) without recording any statistics.

BEFORE NEVADA

Joined CCSF after transferring from New



SENIOR (2015)

Listed as a backup right guard in Nevada's preseason depth chart ... Will seek to contribute on the offensive front in his senior campaign.

JUNIOR (2014)

Did not see action in the regular season after suffering an injury in the preseason.

REDSHIRT SOPHOMORE (2013)

Played in one game (against San Jose State) in his first full season of action.

SOPHOMORE (2012)

Joined the team as a sophomore transfer from Mt. San Jacinto College and redshirted his first season with the program.

BEFORE NEVADA

Played one season at Mt. San Jacinto College in San Jacinto, Calif.

HIGH SCHOOL

A graduate of Vista Murrieta High School in Murrieta, Calif. ... Played one season (2010).

PERSONAL

Born Brent Falcon Roling on June 30, 1993 ... Son of the late Laurie Solis and Dave and Suzi Roling ... Has an older sister, Mariah ... Majoring in nutrition-dietetics ... Chose

INTRO
 TEAM INFO
PLAYERS
 COACHES & STAFF
 STATISTICS
 RECORD BOOK
 HISTORY
 UNIVERSITY



Player Profiles

Nevada because he loves the school ... Sports hero is Calvin Johnson ... Enjoys music and movies and spending time outdoors in his free time.



REDSHIRT FRESHMAN (2015)

Listed as Nevada's starting strong safety entering fall camp ... Will seek playing time in the defensive backfield and on special teams after redshirting in his freshman season.

FRESHMAN (2014)

Did not see action in the regular season.

HIGH SCHOOL

From Bakersfield (Calif.) High School ... Had a standout season as a senior, rushing for 1,857 yards and throwing for 1,504 and accounting for a total of 44 touchdowns as he led his team to a state championship ... Was Central Valley MVP and the CIF Section Player of the Year ... Named a finalist for state Player of the Year honors and earned first-team all-state accolades ... As a junior rushed for 1,085 yards and 12 touchdowns while throwing for 1,733 yards and 16 touchdowns ... Also lettered in track and field.

Personal

Born Asauni Robert Rufus on Dec. 12, 1995 ... Son of Tina Garza and Curtis Rufus ... Wants to major in mechanical engineering ... Was also recruited by Cal Poly and UC Davis ... Enjoy spending time with family and playing other sports.



REDSHIRT FRESHMAN (2015)

Will add depth and talent to Nevada's defensive front ... Listed as the Wolf Pack's backup defensive tackle entering fall camp.

FRESHMAN (2014)

Did not see action in the regular season.

HIGH SCHOOL

From East High School in Salt Lake City ... Was a 2012 all-state selection as a junior before suffering an injury three games into his senior season ... Was the All-Poly Camp MVP in 2012 and 2013 ... Also earned all-region honors and was a team captain ... Registered 17.5 sacks as a junior and four as a senior ... Honor roll student who won a national essay contest and traveled to Washington D.C. ... Earned a total of 11 varsity letters.

PERSONAL

Born Korey David Rush ... Son of Malena Johnson and Keith Johnson ... Stepfather, Keith Johnson, is former major leaguer who is now the manager of the Salt Lake Bees, Triple-A affiliate of the Angels ... Is also related to NBA players Brandon and Kareem Rush and Justin Harrison, who plays football at Illinois ... Wants to go to law school ... Was also recruited by Arizona State, Ole Miss, Illinois, Boise State, UNLV, Utah State and UTEP.



JUNIOR (2015)

Will contribute in multiple ways as one of the team's most versatile players ... Listed as a co-starter at Z wide receiver entering fall camp ... Listed as a starting holder and backup punter on special teams.

SOPHOMORE (2014)

Played in all 13 games, contributing at wide

receiver and on special teams ... Listed in three positions on the depth chart as Nevada's starting holder, backup punter and backup Z wide receiver ... Punted five times for 201 yards, averaging 40.2 yards per punt ... Had a career-best 55-yard punt in Nevada's season-opening victory against Southern Utah ... Talled two receptions for 10 yards ... Caught a pass at Hawai'i and at Air Force ... Letter winner.

BEFORE NEVADA

A first-team All-Central Valley Conference selection as a true freshman in 2013 ... Led the team in receptions (48), receiving yards (893) and touchdowns (9) ... Helped lead the Rams to the Northern California Championship game.

HIGH SCHOOL

A graduate of Hanford (Calif.) High School ... Three-time all-state selection ... West Yosemite League MVP his senior season ... Accumulated 4,219 yards of total offense and 56 touchdowns in his career at Hanford ... Set multiple school records including most touchdowns in a season (27), most career receiving yards (3,041) and most touchdowns in a game (six) ... Lettered in football, basketball and baseball.

PERSONAL

Born Brayden Joseph Sanchez on Jan. 6, 1994 ... Son of Tim and Tami Sanchez ... Earning a degree in general studies ... Enjoys ping-pong and going to the movies in his spare time.



SOPHOMORE (2015)

Will see playing time in the defensive backfield and on special teams ... Listed as the backup strong safety in Nevada's preseason depth chart.

REDSHIRT FRESHMAN (2014)

Saw action in all 13 games, becoming a key contributor on special teams ... Talled one tackle in kickoff coverage in Mountain West wins against San Diego State and UNLV ... Letter winner.

FRESHMAN (2013)

Joined the team as a true freshman ... Redshirted his first season with the Wolf Pack.

PERSONAL

Is a pre-business major.



REDSHIRT FRESHMAN (2015)

Will add depth to Nevada's tight end corps while seeking playing time after redshirting as a freshman in 2014.

FRESHMAN (2014)

Did not see action in the regular season.


HIGH SCHOOL

From Yucaipa (Calif.) High School ... Was a three-time all-league selection and a two-time all-county pick ... Earned all-CIF honors one season ... Lettered all four years in football and once in basketball ... All-time leading receiver in San Bernardino County and the Inland Empire.

PERSONAL

Born Brandon Stephen Scott on Oct. 16, 1995 ... Son of Bonnie Callihan and Mark Scott ... Is undecided on a major but wants to work with athletes ... Enjoys playing basketball and video games.

older sisters ... Has three relatives that played in the NFL, including the Baltimore Raven's Haloti Ngata ... Academic major is undecided ... Chose to attend Nevada because of the family atmosphere ... Also shown interest from Utah, Utah State and Weber State ... Favorite hobby is rugby ... Sports hero is John Stockton.



FRESHMAN (2015)

Joins the Wolf Pack as a true freshman for the 2015 season.

HIGH SCHOOL

A graduate from Desert Hills High in St. George, Utah, this spring ... Was a three-year letter winner in football under head coach Carl Franke, playing numerous positions on both sides of the ball ... Led the Thunder to a 3AA State Championship in 2013 and two Region 9 conference titles ... Posted 70 tackles and two sacks as a senior ... Was a two-time first team all-state selection ... Named Desert Hill's special teams player of the year as a sophomore and their defensive player of the year as a junior ... Named Region 9's most valuable defensive player as a junior ... Posted 182 tackles, 8.5 sacks, five forced fumbles, three interceptions and five touchdowns in three years at Desert Hills.

PERSONAL

Born Gabriel James Sewell III on Dec. 17, 1996 ... Son of Gabriel and Arlene Sewell ... Has three brothers and one sister ... Has two uncles, Isa'ako Sopoago and Richard Brown, that played football in the NFL ... Academic major is undecided ... Chose Nevada because he believes the program is on the rise ... Also shown interest by Army, Colorado, Eastern Washington and UNLV ... Hobbies include longboarding, hiking and going to the lake ... Sports hero is Troy Polamalu.



REDSHIRT FRESHMAN (2015)

Will add depth to the Wolf Pack's defensive line ... Will aim to make his Nevada debut after redshirting in his first season.

FRESHMAN (2014)

Did not see action in the regular season.

HIGH SCHOOL

From Murrieta Valley High School in Murrieta, Calif. ... Was a three-year starter who earned all-league accolades as a sophomore and again as a senior ... Combined for 202 tackles and 19 sacks in three seasons.

PERSONAL

Born Jordan Andrew Silva on Oct. 12, 1995 ... Son of Wendi and Peter Silva ... Earning a major in criminal justice and wants to become an FBI agent ... Played in SoCal vs. Arizona All-State Game and registered a sack and four TFLs ... Was also recruited by Hawaii and Boise State.



FRESHMAN (2015)

Joins the Wolf Pack as a true freshman for the 2015 campaign.

HIGH SCHOOL

A graduate from East High School in Salt Lake City, Utah ... Was a three-year letter winner in football under head coach Brandon Matich ... Helped the Leopards claim four straight conference championships ... Posted 50 tackles and six sacks in 2014, earning East High's team MVP award ... Finished his high school career with 121 total tackles, 11.5 sacks and two interceptions ... Also participated in band and student government.

PERSONAL

Born Hausia Toafa Sekona on Jan. 6, 1997 ... Son of Kuliloa and Teliana Sekona ... Has three



NEVADA

Enters the 2015 season as a true freshman

HIGH SCHOOL

From San Fernando (Calif.) High School ... Combined for 4,162 passing yards, 1,427 rushing yards and a total of 66 touchdowns in his high school career ... Recorded a career 71 percent completion percentage and broke every quarterback record at his high school ... As a senior, was the All-City MVP, First-team All-league quarterback and named to the L.A. Daily News All-Star game ... Ranked No. 1 in Los Angeles for all-purpose yards and in passing yards, No. 3 in California ... Led team to back-to-back city championships ... Earned a total of seven varsity letters in football, basketball

INTRO

TEAM INFO

PLAYERS

COACHES & STAFF

STATISTICS

RECORD BOOK

HISTORY

UNIVERSITY



Player Profiles

and baseball ... Was a two-year officer in student government and was selected to the honor roll three times.

PERSONAL

Born Christian Tomas Solano on Dec. 6, 1995 ... Son of Teresa Santana-Solano and Ramon Solano ... Wants to major in criminal justice and eventually become a police officer ... Enjoys football and dancing ... Was also recruited by San Jose State and Utah State.



JUNIOR (2015)

Will contribute to Nevada's special teams units while adding depth in the defensive backfield.

SOPHOMORE (2014)

Saw action on special teams in four games; Boise State, Colorado State, BYU and San Diego State ... Letter winner.

REDSHIRT FRESHMAN (2013)

Did not play in his first season of action with the team.

FRESHMAN (2012)

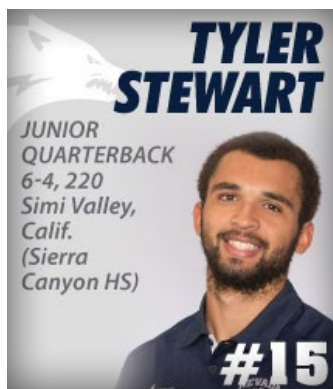
Joined the team as a true freshman and redshirted his first season at Nevada.

HIGH SCHOOL

A graduate of Oaks Christian High School in Westlake Village, Calif. ... Totaled 25 sacks, 125 tackles and four fumble recoveries in two seasons ... Earned All-Marmonte League honors in 2010 ... Part of Marmonte League and CIF Championship teams in 2011 ... Also lettered in track and field ... An All-Trinity Valley League selection in 2010 and 2012 ... Made honor roll in every semester at Oaks Christian ... Involved with Student Wyldlife Chapels and OCHS Concessions.

PERSONAL

Son of Scott and Valerie Stewart ... Chose Nevada because it's a different environment compared to Southern California and it gave him an opportunity to earn a degree and play Division I college football... Majoring in accounting ... Hopes to become a forensic accountant after graduation ... Enjoys cooking in his spare time.



SOPHOMORE (2014)

Held the No. 2 spot on the depth chart behind Cody Fajardo throughout the regular season ... Made his season debut in Nevada's finale at UNLV, recording one rushing attempt in a 49-27 Wolf Pack rivalry victory.

REDSHIRT FRESHMAN (2013)

Played in seven games as a redshirt freshman and led the Pack to a win over Hawaii in his first career start ... Completed 21-of-37 overall for 251 yards and three touchdowns with two interceptions ... First playing time came in Nevada's win over UC Davis ... Inserted into the Florida State game after Devin Combs left with a knee injury and he completed 7-of-15 for 49 yards against the eventual national champions.

FRESHMAN (2012)

Joined the team as a true freshman and redshirted his first season at Nevada.

HIGH SCHOOL

A graduate of Sierra Canyon High School in Chatsworth, Calif. ... Led the team to conference, division and state championships as a senior ... Named first-team all-state among small schools in 2011 ... Was a three-year letterwinner.

PERSONAL

Born Tyler James Stewart on March 26, 1994 ... Son of Tracy Stewart ... Has a brother, Trevin ... Chose Nevada over Colorado State, Fresno State and San Jose State ... Majoring in communication studies ... Enjoys cooking in his free time.



JUNIOR (2015)

Joins the Wolf Pack as a junior for the 2015 season ... Listed as a backup left guard entering fall camp.

BEFORE NEVADA

Spent the 2013 season at Army, where he originally committed, before attending Diablo Valley College in Pleasant Hill, Calif., in 2014 ... Earned first team All-Bay conference accolades.

HIGH SCHOOL

Graduated from Las Lomas High School in Walnut Creek, Calif. ... Was a three-year letter winner in football and a four-year letter winner in track and field ... Was named the Knight's team captain as a senior before earning first team all-league and all-bay honors, and honorable mention all-state honors.

PERSONAL

Born Derrick Jack Storm ... Son of Brett and Dawn Storm ... Has one brother, Jake ... Chose to attend Nevada because it felt like a good fit athletically and academically ... Also shown interest from South Florida and Old Dominion.



SENIOR (2015)

Will add depth at linebacker while being a key player on the Wolf Pack's special teams units.

JUNIOR (2014)

Played in all 13 games as the leader of Nevada's special teams units ... Won the inaugural Alpha Wolf Award, given to a walk-on special teams standout, in 12-of-13 weeks this year ... Credited with 16 tackles from 11 solo stops and five assisted tackles - all coming on special teams ... Tallied a season-

INTRO

TEAM INFO

PLAYERS

COACHES & STAFF

STATISTICS

RECORD BOOK

HISTORY

UNIVERSITY



high four tackles against Pac-12 foe Arizona ... Letter winner.

SOPHOMORE (2013)

Saw playing time in 10 games, mostly on special teams ... Credited with two tackles on the year, one against Hawaii and one against Air Force ... Recovered a fumble against BYU ... Letter winner.

REDSHIRT FRESHMAN (2012)

Played in seven games with no starts ... Bulk of playing time came on special teams.

FRESHMAN (2011)

Joined Nevada and redshirted his first season.

HIGH SCHOOL

A graduate of California High School in San Ramon, Calif. ... Was a first-team all-league and all-section selection as both a tight end and as a linebacker ... Named first-team all-metro as a tight end and second-team all-state. ... Holds the school record for most interceptions in a season with six ... Recorded 150 tackles in his career ... Named the school's Fall Athlete of the Year as a senior.

PERSONAL

Born Trevor Christopher Taft on July 13, 1993 ... Son of Mike and Rhonda Taft ... Has an older brother, Ryan ... Earning a major in human development family studies ... Had recruiting interested from Fresno State, Washington State, Arizona and Cal Poly but picked Nevada because of the campus ... Enjoys lifting weights, playing baseball and training younger kids.

his third season as Nevada's cornerbacks coach ... Has one sister, Kaitlyn ... Intends to major in journalism ... Chose to attend Nevada because of the family atmosphere and quality journalism school ... Also shown interest from Washington, Kentucky and Georgia Southern.



REDSHIRT FRESHMAN (2015)

Will look to make his Wolf Pack debut at wide receiver after redshirting in his first season at Nevada.

FRESHMAN (2014)

Did not see action in the regular season.

HIGH SCHOOL

A graduate of Christian Brothers HS in Sacramento, Calif. ... All-Capital Valley Conference selection as a senior ... caught 65 balls on 742 yards and nine touchdowns ... Averaged 11.4 yards per catch ... Tabbed as a Sacramento Bee All-Metro honorable mention pick in basketball ... Lettered in football, basketball and track.

PERSONAL

Born Brandon James Jones-Thompson on July 3, 1996 ... Son of Andre Jones and Sharon Thompson ... Father played professionally in the Canadian Football League and at UNLV at the college level ... Two brothers played at Notre Dame and Idaho State ... Majoring in community health science - kinesiology ... Aspires to be a physical therapist.



FRESHMAN (2015)

Joins the Wolf Pack as a true freshman for the 2015 campaign.

HIGH SCHOOL

Tallied five interceptions and 50 tackles at defensive back for the Lions as a senior ... Named to the All-County team in 2014 ... Lettered in football, basketball and baseball.

PERSONAL

Son of Shelita Turner and Reginal Beck ... Undecided on a major ... Chose Nevada because of the coaching staff and the team felt like a family.



CAREER STATISTICS

Tackles

Year	G	UA	A	Total	TFL	Yds	PD	FF
2012	0	0	0	0	0.0	0	0	0
2013	10	2	2	4	0.0	0	0	0
2014	13	12	5	17	1.0	4	2	2
TOTAL	23	14	7	21	1.0	4	2	2

JUNIOR (2015)

Listed as a co-starter at cornerback entering fall camp ... Will seek an expanded role on defense after playing in all 13 games as a sophomore in 2014.

SOPHOMORE (2014)

Played in all 13 games as Nevada's primary nickel back or linebacker ... Earned his first career start against UNLV followed by a start in the R+L Carriers New Orleans Bowl against Louisiana ... Credited with 17 tackles, two pass breakups, two forced fumbles and one tackle for loss on the season ... Posted the top performance of his career in Nevada's comeback victory at BYU with a career-high eight tackles, one tackle for loss, one forced fumble and two pass breakups ... Forced fumbles against Boise State and BYU ... Letter winner.

REDSHIRT FRESHMAN (2013)

Played in 10 games with no starts ... Played extensively on special teams and also saw time at cornerback ... Credited with four tackles on the year ... Picked up a fumbled punt return and returned it 22 yards to midfield to set up Nevada's game-winning drive against Air Force ... Letter winner.

FRESHMAN (2012)

2012: Joined the team as a true freshman and redshirted his first season at Nevada.

HIGH SCHOOL

A graduate of Canoga Park (Calif.) High School



FRESHMAN (2015)

Joins the Wolf Pack as a true freshman for the 2015 campaign.

HIGH SCHOOL

Will graduate from McQueen High School this spring ... Was a three-year letter winner in football and two-time team captain for the Lancers ... Also lettered in track and field ... Earned first team all-region honors in 2013 and 2014 ... Posted 135 tackles, 37 tackles for loss, 25 sacks and five interceptions in his high school career.

PERSONAL

Born Ricky Thomas, Jr. ... Son of Ricky and Kimberly Thomas ... Father, Ricky, is entering

- INTRO
- TEAM INFO
- PLAYERS**
- COACHES & STAFF
- STATISTICS
- RECORD BOOK
- HISTORY
- UNIVERSITY



Player Profiles

... Won eight varsity letters, including four in football and four in track and field ... Earned first-team all-league honors as a senior and was the team's special teams player of the year and the receiver of the year ... Was active in the Black Student Union and United Colors, an organization that allowed him to experience different perspectives from different races and improved his speaking and listening skills.

PERSONAL

Born Randy Onyekwelu Uzoma on March 26, 1994 ... Son of Lovender and Ken Uzoma ... Has a brother, Kenny, and a sister, Jenny ... Majoring in biology and wants to be an orthopedic or plastic surgeon ... Had offers from Oregon, UCLA and San Diego State but chose Nevada because of the opportunity and he loves the Northern Nevada community ... Sports heroes are Usain Bolt, Calvin Johnson and Kobe Bryant ... Enjoys running, drawing, acting and spending time with friends in his free time.



REDSHIRT FRESHMAN (2015)

Will add depth at running back while looking to contribute on special teams.

FRESHMAN (2014)

Did not see action in the regular season.

HIGH SCHOOL

A graduate of McQueen HS in Reno, Nev. ... Totaled 2,916 yards at running back in three seasons on varsity ... Racked up 16 touchdowns on 6.98 per carry in his senior campaign ... Named Offensive Player of the Year and all-league as a senior ... Selected as a US Army Scholar Male Athlete ... Also lettered in basketball ... A member of the National Honor Society.

PERSONAL

Born Lucas Anton Weber on Oct. 31, 1995 ... Son of Franz and Janett Weber ... Father is a six-time World Champion and Olympian speed skier ... Majoring in criminal justice ... Cites hiking, camping and cliff jumping as his hobbies ... Owns dual citizenship in the United States and Austria.



REDSHIRT FRESHMAN (2015)

Will seek playing time at wide receiver after redshirting in his first season at Nevada.

FRESHMAN (2014)

Did not see action in the regular season.

HIGH SCHOOL

A graduate of Reed HS in Sparks, Nev. ... First-team all-state, region and league as a senior ... Was named Receiver of the Year by Silver State Preps ... An American Family Insurance All-USA Nevada Football team selection ... Was named Northern Nevada Player of the Year in basketball ... A first-team all-state selection in hoops in 2013 ... Earned varsity letters in football, basketball and track ... Graduated with a 3.96 GPA.

PERSONAL

Born Trae Morrell Carter-Wells on July 26, 1996 ... Son of David Wells and Lesley Carter-Wells ... Would like to pursue a career in firefighting ... Enjoys reading, working out and spending time with family ... Does charity work through the Reno Fire Department.



JUNIOR (2015)

Will add depth at linebacker while seeking playing time on special teams.

SOPHOMORE (2014)

Did not see action in the regular season.

FRESHMAN (2013)

Joined the team as a true freshman and saw action as a true freshman ... Played in 10 games overall with all of the action coming on special teams ... Credited with three tackles on the year.

HIGH SCHOOL

A graduate of Cedar Hill (Texas) High School ... Was named first-team all-district after his senior season in class 7A ... Earned second-team honors in the 5A class during his junior season.

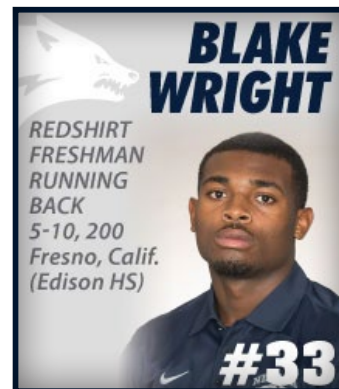
PERSONAL

Born Travis Jaron Wilson on July 11, 1995 ... Son of Lanny and Arynna Wilson ... Loves to sing in his spare time ... Majoring in communications.



JUNIOR (2015)

Joins the Pack after a stint at Laney College.



SOPHOMORE (2015)

Listed as the team's No. 3 running back entering fall camp.

FRESHMAN (2014)

Did not see action in the regular season.

HIGH SCHOOL

From Edison High School in Fresno, Calif. ... Played football and also ran track and field ... Was a first-team all-league honoree ... As a junior 2012, was second-team all-league and earned the Coaches Award ... As a senior, rushing for 1,361 yards and 12 touchdowns as the team went 11-2 overall ... As a junior, ran for 1,180 yards and 15 touchdowns.

PERSONAL

Born Blake A. Wright on June 6, 1996 ... Son of Bridget Price and William Wright ... Nickname is "Thunder" ... Is a pre-communication studies major ... Was also recruited by Houston and Eastern Washington.

- INTRO
- TEAM INFO
- PLAYERS**
- COACHES & STAFF
- STATISTICS
- RECORD BOOK
- HISTORY
- UNIVERSITY



REDSHIRT FRESHMAN (2015)

Will add depth to Nevada's quarterback rotation.

FRESHMAN (2014)

Did not see action in the regular season.

HIGH SCHOOL

A graduate of Hanford HS in Hanford, Calif. ... Three-time all-league and county selection ... Second-team all-state as a sophomore ... Named Co-Player of the Year by the Hanford Sentinel ... Threw for 6,991 yards and 43 touchdowns in his career ... Also tallied 25 rushing touchdowns ... Lettered in football and one year of baseball.

PERSONAL

Born Jacob Allen Young on August 16, 1995 ... Son of Josh Young and Shawna Boyce ... Aspires to become a fish and game warden ... Enjoys hunting, fishing and shooting in his spare time ... Earning a major in criminal justice.

**This section features most, but not all, players on the roster for the 2015 season as the first edition of this guide had an early press time for Mountain West Media Days. A second edition of the 2015 Nevada football media guide will be printed and available in August.*

INTRO

TEAM INFO

PLAYERSCOACHES
& STAFF

STATISTICS

RECORD
BOOK

HISTORY

UNIVERSITY



NEVADA



TM

NEVADA FOOTBALL

2015 MEDIA GUIDE

NEVADA



HEAD

COACH





Head Coach

BRIAN POLIAN

THIRD SEASON

Born: Dec. 22, 1974
Hometown: Buffalo, N.Y.
Family: Wife – Laura; Son – Aidan;
 Daughter – Charlotte
Education: Bachelor's, History;
 John Carroll University, 1997
 Master's, Education;
 Baylor University, 2000

Playing Experience

John Carroll University: Linebacker (1993-96)

Coaching Experience

2013-	Nevada	Head Coach
2012	Texas A&M	Special Teams Coordinator/ Tight Ends
2011	Stanford	Special Teams Coordinator and Recruiting Coordinator/Safeties
2010	Stanford	Special Teams Coordinator/Safeties
2008-09	Notre Dame	Special Teams Coordinator
2007	Notre Dame	Inside Linebackers/Special Teams
2006	Notre Dame	Head Special Teams Coach/Linebackers Assistant
2005	Notre Dame	Head Special Teams Coach/Defensive Backs Assistant
2004	Central Florida	Running Backs/Recruiting Coordinator
2001-03	Buffalo	Running Backs/Special Teams Coordinator
1999-00	Baylor	Graduate Assistant (Defense, Special Teams)
1998	Buffalo	Tight Ends/Assistant Offensive Line
1997	Michigan State	Graduate Assistant (Offense)



As Brian Polian enters his third season as the head coach of the Nevada football team, the production of his tenure in Reno continues to emerge.

The spring semester in 2015 produced the first team average of a B or better in the classroom in program history. The Wolf Pack combined for a stellar 3.05 GPA. Nevada football's APR score – a metric used by the NCAA to chart academic success and promote higher graduation rates – is on the rise with a single-year 958 in the most recent report and projected scores expected to rise into the 970s (1,000 is a perfect score).

Every member of the 2014 senior class has already graduated, or will this year. That from a team that challenged from the West Division title in the Mountain West and went to the R+L Carriers New Orleans Bowl – the ninth bowl game in the last 10 years for the Wolf Pack program.

In 2015, Polian's Wolf Pack returns just 13 seniors but has a large junior class emerging and another heralded recruiting class contributing depth to the program. As the new culture of Wolf Pack football continues to grow, Nevada looks to again compete for a Mountain West crown.

The Polian era of Nevada football was ushered in on Jan. 11, 2013 with the hiring of Brian Polian to serve as the 25th head coach in the

history of the Wolf Pack program.

At 40 years old and in his third season as a head coach, Polian is still one of the youngest head coaches at the FBS level. He brought to Nevada an impressive football pedigree that includes coaching stops at Notre Dame, Stanford and Texas A&M as part of a 18-year coaching career.

A treacherous schedule in 2013 led to a 4-8 record in Polian's first year with five Wolf Pack players earning All-Mountain West honors with Joel Bitonio and Brock Hekking named to the first team and Brandon Wimberly, Charles Garrett and Chase Tenpenny earning second-team recognition.

Eight members of Polian's program earned distinction for their work in the classroom with Academic All-MW accolades. And four players earned the Mountain West Scholar-Athlete Award for earning a grade-point average of 3.5 or higher during the 2013-14 academic year.

The tide turned from year one to year two as Polian's program reached new heights on and off the field in 2014. The success on the field was evident with a seven-win season that included a win over Pac-12 foe Washington State at Mackay Stadium. Nevada also scored impressive road wins at BYU, Hawaii and San Jose State and capped the regular season with a dominating win at UNLV,



returning the Fremont Cannon to its home in Cashell Fieldhouse.

In Polian's first two seasons, Nevada also had two players, Joel Bitonio and Nigel Haikins, inducted into the National Football Foundation's Hampshire Society, which honors significant achievement on the field and in the classroom.

Nevada has also sent nearly 10 players onto NFL rosters or into training camps over the past two seasons under Polian, highlighted by Bitonio's second-round selection and dominating rookie season, with the Cleveland Browns.

In June of 2015, Polian was selected to represent the Mountain West Conference on the inaugural CFO Competition Committee. The newly formed committee will consist of 12 members from across college football and will be influential in the discussion and implementation of the rules of college football.

Polian came to Nevada after a year as the special teams coordinator and tight ends coach for Kevin Sumlin at Texas A&M, which capped an 11-2 season in 2012 with a win over Oklahoma in the Cotton Bowl and an historic Heisman Trophy for then-freshman quarterback Johnny Manziel. Polian has coached on both sides of the ball and earned a reputation as one of the top recruiters in the nation in previous coaching roles at Stanford (2010-11), Notre Dame (2005-09), UCF (2004) and Buffalo (2001-03).

Hired by Jim Harbaugh at Stanford, Polian's two-year run with the Cardinal was marked by a pair of BCS bowl appearances and two of the top recruiting classes in school history. He served as the special teams coordinator and recruiting coordinator while also coaching the safeties at Stanford. Prior to that, Polian spent five seasons with Charlie Weis at Notre Dame, earning a number of honors as one of the top recruiters in the country and was a nominee for the AFCA (American Football Coaches Association) Assistant Coach of the Year in 2008. During that time, Polian's special teams units set a number of school records and the Fighting Irish went to a pair of BCS bowl games – the Fiesta Bowl following the 2005 season and 2006 Sugar Bowl.

Polian spent one season at Central Florida as the recruiting coordinator and running backs coach and spearheaded recruiting classes that led to the Knights' bowl appearance in 2005. Prior that, he coordinated special teams and coached running backs at the University of Buffalo for three seasons after a previous tenure (1998) with the Bulls. While at Buffalo, Polian worked under Jim Hofher, who is now the assistant head coach for the Wolf Pack. Polian also worked as a graduate assistant for Nick Saban at Michigan State (1997) and then spent two seasons at as a GA at Baylor (1999-2000).

"Brian brings terrific energy and enthusiasm, an impressive and well-grounded coaching philosophy and a tremendous reputation as a recruiter and coach," University president Marc Johnson said. "These characteristics are even more impressive when you consider the outstanding programs with which he has been affiliated. I am convinced Brian is the right coach to continue the momentum and lead Wolf Pack Football to new levels of success."

As he enters his 18th year as a college coach in 2013, Polian has been part of seven bowl games in his career: 1996 Aloha Bowl (Michigan State); 2005 Fiesta Bowl (Notre Dame); 2006 Sugar Bowl (Notre Dame); 2008 Hawai'i Bowl (Notre Dame); 2010 Orange Bowl (Stanford); 2011 Fiesta Bowl (Stanford); and the 2012 Cotton Bowl (Texas A&M).

A native of The Bronx, New York, Polian graduated from at St. Francis High School outside of Buffalo. He went on to play linebacker at John Carroll University from 1993-96. He earned a bachelor's degree in history from John Carroll in 1997 and received his master's in education from Baylor in 2000.

He comes from a notable football family as his father, Bill, was the general manager who built the Super Bowl teams of the Buffalo Bills in the 1990s and later, as the team's president, oversaw the Indianapolis Colts' two Super Bowl appearances and their championship in 2006. In August of 2015, Bill Polian's career culminated with his enshrinement into the Pro Football Hall of Fame. Polian's two brothers, Chris and Dennis, both work in the NFL.

Polian and his wife, Laura, have a son, Aidan (6), and a daughter, Charlotte (3).



- INTRO
- TEAM INFO
- PLAYERS
- COACHES & STAFF**
- STATISTICS
- RECORD BOOK
- HISTORY
- UNIVERSITY



Pack

NEVADA
FOOTBALL

NEVADA



NEVADA FOOTBALL

2015 MEDIA GUIDE

NEVADA



**ASSISTANT
COACHES**





Assistant Coaches



CHESTON BLACKSHEAR

SECOND SEASON

Tight Ends

Born: Aug. 12, 1978
Hometown: Jacksonville, Fla.
Education: Bachelor's, Business Administration, Florida, 2000

Coaching Experience

2014- Tight Ends, Nevada
 2013 Tight Ends, Georgetown
 2009-12 Offensive Line and Tight Ends, New Mexico
 2006-08 Offensive Line and Tight Ends, Columbia
 2005 Graduate Assistant, Illinois
 2002-04 Graduate Assistant, Florida

Playing Experience

Florida Four-year letterwinner (1996-99)

Cheston Blackshear – a former National Champion offensive lineman at Florida – enters his second season as Nevada's tight ends coach.

In his first season with the Wolf Pack, Blackshear helped sophomore Jarred Gipson emerge as one of the top tight ends in the Mountain West and earn second team All-Mountain West honors. Gipson caught 33 passes for 291 yards, averaging 8.8 yards per catch, and ranked tied for first on the team with four receiving touchdowns. Blackshear also guided Matt Moen, who made four starts in his freshman season.

Blackshear's 2015 tight end corps will be led by Gipson and Moen, who return 16-of-17 (.941) starts at the position from last season. Junior Austin Carrow and redshirt-freshman Brandon Scott will also add depth to the position.

Blackshear arrived in Reno from Georgetown, where he held the same title as the Hoyas' tight ends coach in 2013. Prior to that, he coached in the Mountain West as an offensive line and tight end coach at New Mexico from 2009-12.

A four-year letter winner at Florida (1996-99), Blackshear signed with the NFL's Carolina Panthers in 2000 after graduation. He later played in the XFL with Orlando in 2000-01 and helped lead the way for the Rage to lead the league in rushing.

While at Florida, Blackshear recorded 28 career starts and played in four bowl games, including the Sugar Bowl following the 1996 season, where Florida won the National Championship. He started at guard in the 1997 Citrus Bowl, the 1998 Orange Bowl and the

1999 Citrus Bowl. He earned second-team All-SEC honors as a senior and earned the Fergie Ferguson Award as the senior with the most leadership, character and courage.

An Oklahoma native, Blackshear grew up in Jacksonville, Fla., where he was all-state and a SuperPrep All-American at Ed White High. He was the first offensive lineman to ever earn Player of the Year honors from the Florida Times-Union.

His coaching experience includes time at the high school level, coaching running backs at Sandalwood High in Jacksonville, as well as collegiate stops at Florida (graduate assistant, 2002-04), Illinois (GA, 2005) and Columbia (tight ends, 2006 and offensive line, 2007-08) before moving on to New Mexico in 2009.

With the Lobos, Blackshear mentored tight end Lucas Reed to Freshman All-American honors in 2009, first-team All-MW honors in 2010 with All-America and John Mackey Award candidacy in 2011. He also coach lineman Byron Bell, who later went on to start for the Carolina Panthers.

Prior to his arrival at Nevada, Blackshear served as the tight ends coach at Georgetown in 2013. Senior tight end Daniel Sprotte ranked second on the team that season in receiving with 46 receptions, 441 yards and four touchdowns.

Blackshear has a bachelor's degree in business administration from Florida and has credits toward a master's in educational policy.

- INTRO
- TEAM INFO
- PLAYERS
- COACHES & STAFF**
- STATISTICS
- RECORD BOOK
- HISTORY
- UNIVERSITY



SCOTT BOONE

SECOND SEASON

Defensive Coordinator/Linebackers

Recruiting Area: San Diego; Mid-Atlantic

Born: May 9, 1959
Hometown: Veedersburg, Ind.
Family: Wife – Jessica. Sons – Nathan, James and Nicholas; Daughter – Delaney
Education: Bachelor's, Economics, Wabash, 1981
 Master's, Science Education, Purdue, 1999

Coaching Experience

2014- Defensive Coordinator/Linebackers, Nevada
 2011-13 D. Coordinator/Linebackers, William and Mary
 2007-10 Linebackers, William and Mary
 2004-06 Defensive Backs, William and Mary
 1997-03 Head Coach, Randolph-Macon
 1983-96 Assistant Coach, Wabash

Playing Experience

Wabash Three-sport starter in football (wide receiver), basketball (guard) and baseball (centerfielder)

Scott Boone enters his second season as the defensive coordinator at the University of Nevada after leading a vastly improved Wolf Pack defense in year one of his tenure. Boone brought with him to Nevada a stellar ledger that includes head coaching experience and a strong run as one of the top coordinators at the FCS level.

After being a finalist for the 2013 FCS Coordinator of the Year Award at William & Mary, Boone arrived to Reno and immediately made a mark with a defense that improved nearly across the board in 2014. After averaging 34.4 points and 505.3 yards allowed per game in 2013, Boone's inaugural Wolf Pack defense improved to 27.2 points and 447.1 yards allowed. Nevada's defense helped the team post a 7-5 record, return the Fremont Cannon to Reno and qualify to the R+L Carriers New Orleans Bowl.

Statistically, Nevada improved in scoring defense, rushing defense, total defense, sacks, tackles for loss, interceptions, fumbles recovered, third down and red zone defense in Boone's first season. Part of Boone's and Nevada's mantra in 2014 was recovering turnovers as the Pack ranked 11th nationally in turnover margin. Boone's defense ranked first in the conference in turnover margin and fumbles recovered while ranking fourth in interceptions.

Boone coached five student-athletes to All-Mountain West honors in 2014. Senior DE Brock Hekking and junior DE Ian Seau, who ranked fourth in the MW in sacks per game, were named to the all-conference second team. Senior LB Jonathan McNeal, senior CB Charles Garrett and junior DE Rykeem Yates earned honorable mention honors.

One of Boone's top defensive efforts in 2014 game in his second game at Nevada – a primetime matchup against Washington State's air raid offense on ESPN. The Pack held the Cougars to 13 points in a 24-13 victory before WSU went on to average 31.8 points per game in the Pac-12. Nevada's defense held Southern Utah, Washington State, San Jose State, Hawai'i and San Diego State to under 20 points in Wolf Pack victories. Boone and Nevada held Louisiana Lafayette to 16 points in the R+L Carriers New Orleans Bowl in a losing effort.

Boone graduated six starters on defense, but will return six starters and 22 letter winners for the 2015 season.

Boone came to Nevada after a successful 10-year tenure at William and Mary, where he was a finalist for the FCS Coordinator of the Year award after guiding the Tribe defense to No. 2 in the nation in scoring defense and No. 8 nationally in total defense along with the 15th spot in third-down defense in the FCS.

A veteran coach with more than 30 years of experience, Boone was William and Mary's defensive coordinator for the past three seasons and the linebackers coach for the past seven years. He also coached defensive backs for three seasons with the Tribe.

In addition to the national rankings, William and Mary led the Colonial Athletic Association in total defense (305.1 ypg), scoring defense (14.0 ppg) and third-down defense (33 percent). The Tribe was second in the Colonial in rushing defense at 117.7 yards per game allowed and also finished second in passing defense at 187.4 yards per game. The Tribe also was second in red-zone defense and fourth in the conference in sacks.

Prior to his seven seasons at William and Mary, Boone was the head coach for seven seasons at Randolph-Macon, compiling a record of 37-33, including a 22-18 ledger in conference action. In 1997, Boone guided the Yellow Jackets to a share of the ODAC title, going 4-1 in league play and 8-2 overall, and garnered Richmond Touchdown Club and VaSID Small College Coach of the Year honors.

While at RMC, Boone coached 34 players to First-Team All-ODAC honors in his seven seasons. Also, 14 team and individual school records were broken under Boone.

Prior to his stint at RMC, Boone was an assistant coach at his alma mater, Wabash College in Crawfordsville, Ind., from 1983 to 1996. In Boone's 14 years as an assistant, Wabash posted an 81-38-2 record.

In addition to his football duties, Boone was the head baseball coach at Wabash from 1986 to 1997, compiling a career record of 231-219 on the diamond, which ranks him as the school's all-time coaching wins leader.

Boone is a member of the Wabash College Athletic Hall of Fame and was honored in 2011 for his outstanding contribution to the program.

In addition to his bachelor's degree from Wabash, Boone holds a Master's of Science - Education in Higher Education Administration from Purdue University, which he received in 1999.

He married to the former Jessica Spadafora in 2010, and the couple resides in Reno with their sons James William Boone and Nicholas Salvatore Boone, who was born the day before Nevada's game at Arizona in 2014. Boone also has a son, Nathan, 20, and a daughter, Delaney, 14.

INTRO

TEAM INFO

PLAYERS

COACHES
& STAFF

STATISTICS

RECORD
BOOK

HISTORY

UNIVERSITY



Assistant Coaches



MIKE BRADESON

12TH SEASON

Recruiting Coordinator/Safeties

Recruiting Area: Nevada and San Francisco Bay Area

Born: May 2, 1959
Hometown: Berkeley, Calif.
Family: Wife - April, Son - Drew
Education: Bachelor's, Business Management, Boise State, 1981

Coaching Experience

2013- Recruiting Coordinator/Safeties, Nevada
 2012 Defensive Coordinator/Safeties, Nevada
 2010-11 Safeties, Nevada
 2007-2009 Special Teams Coordinator/Cornerbacks, UNLV
 2005-06 Defensive Backs, UNLV
 2000-04 Defensive Coordinator/Secondary, UNLV
 1996-99 Recruiting Coordinator/Secondary, UNLV
 1992-95 Secondary, Cal

1986-91 Recruiting Coordinator/Secondary and Special Teams, Nevada
 1983-85 Secondary/Running Backs, Boise State
 1981-82 Graduate Assistant, Boise State

Playing Experience

Boise State: Two-year letterman as a defensive back (1979-80)
 Contra Costa College Two-year letterman as a quarterback (1977-78)

Mike Bradeson returns for the sixth year of his second tenure in Reno and the veteran coach will remain in familiar territory as Nevada's recruiting coordinator and safeties coach.

Bradeson is the most experienced coach on third-year head coach Brian Polian's staff, entering his 12th season overall at Nevada. He's been coaching Nevada's safeties since 2010 and is also entering his third year as the team's recruiting coordinator in his second stint with the Pack. Prior to two coaching stops before his second stint at Nevada, Bradeson served as a recruiting coordinator, safeties and special teams coach at Nevada from 1986-91.

Last season, Bradeson helped the Wolf Pack post a 7-6 record and reach a bowl game for the ninth time in the past 10 seasons. Nevada defeated a Pac-12 opponent, rallied past BYU on the road and returned the Fremont Cannon to Reno with a blowout victory over rivals UNLV.

Bradeson coached a pair of safeties in Nigel Haikins and Duran Workman, who combined for 23-of-26 starts at safety in 2014. Haikins – who was named to the Hampshire Honor Society after graduation – ranked fourth on the team with 76 tackles. Haikins recorded three interceptions and three fumble recoveries while Workman tallied three picks and two forced fumbles, as Bradeson's safeties helped Nevada rank 11th in the nation in turnover margin last season.

The Wolf Pack defense improved in scoring defense, rushing defense, total defense, interceptions and fumbles recovered in 2014, bolstered by Haikins and Workman's play at safety.

Bradeson will look to mold a young but talented group of safeties in the 2015 season. After playing in 12 games last year as a true freshman, Kendall Johnson has moved from corner to free safety and is expected to shine. Redshirt-freshman Asuana Rufus looks to emerge alongside Johnson at strong safety. Junior L.J. Jackson and sophomore Jaden Sawyer will also compete for playing time.

In addition to retaining his role as a safeties coach, Bradeson was promoted to the Pack's recruiting coordinator in 2013 – head coach Brian Polian's first season at the helm of the program. Bradeson will guide Nevada's recruiting efforts while focusing his personal recruiting area to Nevada and the California Bay Area – to key pipelines for Nevada's success.

Bradeson mentored a young croup of safeties into a veteran unit in 2012 with multi-year starters Duke Williams and Marlon Johnson. Both Johnson and Williams were among the team leaders in tackles from 2012-2010. Williams recorded 295 stops in his career, which is sixth-best in Nevada history. Johnson provided one of the biggest highlights of the historic 2010 season with his 65-yard interception return for a touchdown that was a pivotal play in the win over Cal.

Williams earned second-team All-Mountain West honors and was named the team's Most Valuable Player on the defensive side of the ball. He was selected in the fourth round (No. 105 overall) in the NFL Draft by the Buffalo Bills. Williams is the ninth players coached or recruited by Bradeson to go on to the NFL. He also mentored three MW Defensive Players of the Year while at UNLV.

When Bradeson came back to Nevada in 2010, he was coming off 14 seasons at UNLV - the longest tenure of any football coach in that school's history. He coached the secondary throughout his time in Las Vegas and he had a successful five-year run (2000-04) as defensive coordinator under head coach John Robinson.

During that time, Bradeson coached or recruited eight players who went on to the NFL and three Mountain West defensive players of the year. While the coordinator, the UNLV defense led the conference and was seventh nationally in takeaways in 2003. In 2001, UNLV led the conference in passing defense (189.4 ypg) and was 11th nationally in pass efficiency defense. At UNLV, Bradeson oversaw the development of future NFL DBs Kevin Thomas (Bills), Sam Brandon (Broncos), Eric Wright (Browns) and two-time All-America safety Jamaal Brimmer.

Bradeson came to the Rebels in 1996 after four years coaching the secondary at the University of California.

A 1981 graduate of Boise State, Bradeson was a two-year letterman for the Broncos. He helped his team to the 1980 Div. I-AA national championship with a win over Eastern Kentucky in the Camellia Bowl.

After serving as a graduate assistant for two years, Bradeson was an assistant coach at his alma mater from 1983-85. From there, he moved to Nevada, where he coached from 1986-91. He coached in the secondary, worked with the special teams and also served as the team's recruiting coordinator while with the Pack. Bradeson was also a member of the 2004 East-West Shrine Game coaching staff.

- INTRO
- TEAM INFO
- PLAYERS
- COACHES & STAFF**
- STATISTICS
- RECORD BOOK
- HISTORY
- UNIVERSITY



LESTER ERB

THIRD SEASON

Recruiting Coordinator/Running backs

Recruiting Area: Central California

Born: April 22, 1969
Hometown: Milton, Penn.
Family: Wife - Eileen, Daughters – Emily and Sarah, Sons – Jacob and A.J.
Education: Bachelor's, Business Administration, Bucknell, 1991.
 Master's, High Educational Administration, Syracuse, 1996

Coaching Experience

2013- Running Backs/Special Teams, Nevada
 2008-12 Running Backs/Special Teams, Iowa
 2000-07 Wide Receivers/Special Teams, Iowa
 1999 Tight Ends, Army
 1997-98 Assistant Coach, Baltimore Ravens
 1994-96 Assistant Coach, Syracuse
 1991-93 Wide Receivers, Hobart College

Playing Experience

Bucknell: Enjoyed a record-breaking career as a wide receiver and was the team MVP in 1990.

Lester Erb enters his third season at Nevada as the Wolf Pack's special teams coordinator and running backs coach. A key hire in Brian Polian's inaugural coaching staff was someone to coordinate Nevada's special teams and take over guidance of the running backs in the Pistol offense. Polian found his man in Erb, a veteran coach with more than a dozen years of experience at the BCS level.

Erb's third season at Nevada was perhaps his most successful campaign in Reno, as the Wolf Pack's running backs and special team play was among the best in the Mountain West. Erb's backs helped Nevada average over 200 rushing yards per game for the seventh time in the past nine seasons, while his special teams ranked in the top four in the Mountain West in punt return, kickoff return, punting and field goals.

Erb coached one of the best one-two punches at running back in the league last season. Junior Don Jackson ran 216 times for 957 yards and seven scores, while freshman James Butler – who Erb recruited to Nevada out of Chicago despite numerous FBS offers – ran 140 times for 635 yards and four touchdowns in his rookie season. Jackson and Butler helped Nevada rank fifth in the MW in rushing offense while the Pack only lost five fumbles all season, ranking 10th in the nation.

Nevada's special teams coverage ranked in the top half of Division I in 2014 under Erb, while sophomore punter Alex Boy and sophomore kicker Brent Zuzo enjoyed successful seasons. Boy was named to the All-MW second team after leading the league and ranking 11th in the nation with 44.3 yards per punt. Meanwhile, Zuzo made 14-of-18 field goals and went 43-of-45 on PATs.

Erb's running backs and special teams will likely be among the heart of the team in 2015 as the Pack returns key talent on both sides. Jackson and Butler return at running back along with Blake Wright, Lucas Weber and Dustin Treick. On special teams, Boy and Zuzo will be among the best at their respective positions in the Mountain West.

Erb spent the last 13 seasons at Iowa, including the last five years as the running backs coach, prior to his arrival at Nevada. He also worked eight seasons as the wide receivers coach and coached special teams throughout his tenure in Iowa City. While with the Hawkeyes, Erb mentored Shonn Greene, who won the 2008 Doak

Walker Award as the top running back in the nation and who currently plays for the Tennessee Titans.

Overall while at Iowa, Erb and the Hawkeyes went to 11 bowl games, including six January bowl games during his tenure. They won a share of two Big Ten Championships and finished in the final top 10 of both major polls four times. In his first season working with the Iowa running backs in 2008, Erb coached Greene to the Doak Walker Award and consensus All-American honors while being named the Offensive Player of the Year in the Big Ten Conference.

Erb coached kicker Nate Kaeding to first team All-America honors in both 2002 and 2003. Kaeding was named winner of the 2002 Lou Groza Placekicker of the Year award and was one of three finalists for the award in 2003. Senior punter Ryan Donahue was a finalist for the Ray Guy Punter of the Year award in 2010.

A coach at the college and NFL levels for more than 20 years overall, Erb's career began in 1991 when he started a three-year tenure at Hobart College coaching wide receivers. He then moved on to three seasons at Syracuse, where he assisted with the offensive line and scout team preparation while earning a master's degree.

In 1997, Erb went to the NFL where he spend the first of two seasons working with the Baltimore Ravens. While there, he worked alongside Kirk Ferentz, who would later bring Erb to Iowa. Erb coached tight ends at Army in 1999 before moving on to Iowa.

Erb was a standout receiver at Bucknell University, where he set records for touchdown receptions in a season and career. He set a school record for average yards per catch in a single game when he averaged 33.7 yards on six catches vs. Fordham.

His 902 receiving yards in 1989 ranks second best all-time at Bucknell. He ranks fifth in career all-purpose yards (3,286) and was Bucknell's Most Valuable Player as a senior in 1990.

He earned his B.A. in business administration from Bucknell and his M.A. in high educational administration from Syracuse.

He and his wife, Eileen, have four children, sons Jacob and A.J., and daughters Emily and Sarah.

INTRO

TEAM INFO

PLAYERS

COACHES
& STAFF

STATISTICS

RECORD
BOOK

HISTORY

UNIVERSITY



Assistant Coaches



JIM HOFHER

THIRD SEASON

Assistant Head Coach/Wide Receivers

Recruiting Area: Dallas/Fort Worth

Born: Oct. 12, 1957
Hometown: Xavier, Conn.
Family: Wife - Cathy, Daughters – Tara, Shannon and Molly
Education: Bachelor's, Business Administration, Bucknell, 1991
 Master's, High Educational Administration, Syracuse, 1996

Coaching Experience

2013- Assistant Head Coach/Wide Receivers, Nevada
 2009-12 Offensive Coordinator/Quarterbacks, Delaware
 2008 Quarterbacks, Bowling Green University
 2001-05 Head Coach, University at Buffalo
 2000 Quarterbacks, Syracuse University
 1998-99 Quarterbacks, University of North Carolina
 1990-97 Head Coach, Cornell University
 1989 Quarterbacks, University of Tennessee

1987-88 Running Backs, Syracuse University
 1983-86 Running Backs, Wake Forest University
 1981-82 Quarterbacks/Wide Receivers, Miami (Ohio) University
 1979-80 Graduate Assistant, Wake Forest University

Playing Experience

Cornell: Three-year letterwinner and All-ECAC selection at quarterback (1976-78)

One of the most experienced coaches in Nevada's staff, Jim Hofher enters his third year as the Wolf Pack's assistant head coach and wide receivers coach. Hofher has two head coaching stints in his accomplished career while the 2015 season will mark his 35th year of coaching college football.

Hofher came to Nevada in 2013 as head coach Brian Polian saw Hofher's experience and success as a valuable asset to his staff. Hofher arrived in Reno after serving the previous four seasons as the offensive coordinator and quarterbacks coach at Delaware. His tenure there included helping the Blue Hens to an appearance in the 2010 FCS National Championship game.

Hofher has served as a head coach twice during his career, leading the University at Buffalo for five seasons in 2001-05 and Cornell University for eight seasons in 1990-97. He holds the highest winning percentage by a coach in Cornell's modern history and he led Buffalo to the program's first-ever wins over opponents from the Big East (Rutgers and UConn), Conference USA (Central Florida) and independent schools (Army).

Polian and Hofher guided the Wolf Pack to a 7-6 record last season and the team's ninth bowl appearance in the past 10 seasons with a trip to the 2014 R+L Carriers New Orleans Bowl.

Hofher's receiving corps was led by a trio of standouts in senior Richy Turner and sophomores Hasaan Henderson and Jerico Richardson. Turner led the team in receptions in 2015 and graduated ranking 18th in career receptions among active Division I players. Henderson emerged as one of the biggest target threats in the MW, catching 45 passes for 579 yards. Richardson caught 13 passes for 177 yards in his first career start and finished with a team-high 655 receiving yards.

Hofher's 2015 receiving corps will be led by Henderson and Richardson, who return for their junior seasons as potential honors candidates. Wyatt Demps returns for his sophomore year after starting in the bowl game, while Nevada will return depth at the position with numerous redshirt-freshmen ready to contribute.

In his first season at Nevada, Hofher helped guide senior WR Brandon Wimberly to All-Mountain West honors and the team's Golden Helmet Award. Wimberly caught 97 passes for 989 yards and eight touchdowns in 2013 and finished his career with a streak of 52 consecutive games with a reception, setting a MW record.

Hofher arrived in Reno after serving the previous four seasons as the offensive coordinator and quarterbacks coach at Delaware. Prior to his tenure at Delaware, Hofher served as quarterbacks coach at Bowling Green State University during the 2008 campaign under coach Gregg Brandon. During the 2007 season he worked as a color analyst for ESPN Regional Television.

Hofher was the head coach at Buffalo from 2001-2005, where he hired a young Brian Polian to coach running backs and serve as the special teams coordinator (2001-03). Prior to that, he was the quarterbacks coach at Syracuse (2000) and North Carolina (1998-99) after a successful eight-year run as the head coach of Cornell.

He posted a record of 45-35 while at Cornell, including a mark of 33-23 in Ivy League play. The 33 league victories are the most of any Cornell head coach in program history and his winning percentage of .589 also ranks No. 1.

Hofher has also been an assistant coach at Wake Forest (1983-86), Miami (Ohio) (1981-82), Tennessee (1989) and Syracuse (1987-88). He was the quarterbacks coach at Tennessee in 1989 when the Volunteers won the Cotton Bowl and were SEC tri-champions. Prior to his stint at Tennessee, he served three seasons as running backs coach at Wake Forest from 1983-86 prior to his first appointment at Syracuse. Hofher's first full-time collegiate coaching experience was at Miami where he served as the quarterbacks and wide receivers coach from 1981-82.

During his collegiate coaching career, Hofher has coached in six bowl games (Cotton, Sugar, Hall of Fame, Las Vegas, Tangerine and New Orleans).

A three-year letter winner at Cornell, Hofher was the starting quarterback and led the team in passing yardage from 1976-78. He played two years under two-time Super Bowl champion head coach George Seifert.

A 1979 graduate of Cornell's College of Human Ecology, Hofher graduated with a bachelor's degree in Consumer Economics and Public Policy. An All-ECAC player for the Big Red, he also earned academic scholarships through Cornell, Psi Upsilon and the Sphinxhead Honorary Society. He was selected to the Xavier (Conn.) High School Hall of Honor in 1992 and the Middletown (Conn.) Sports Hall of Fame in 1998.

- INTRO
- TEAM INFO
- PLAYERS
- COACHES & STAFF**
- STATISTICS
- RECORD BOOK
- HISTORY
- UNIVERSITY



RON HUDSON

THIRD SEASON

Offensive Line

Recruiting Area: Orange County and Inland Empire.

Born:	Nov. 5, 1964
Hometown:	Columbus, Ohio
Family:	Wife - Melissa, Daughter – Mackenzie, Sons – Spencer and David
Education:	Bachelor's, Physical Education and History, Muskingum College, 1987 Master's, Physical Education, Louisville, 1992

Coaching Experience

2013-	Offensive Line, Nevada
2012	Run Game Coordinator/Offensive Line, UMass
2011	Offensive Line, New Mexico
2005-10	Assistant Head Coach/Offensive Line, Louisiana - Lafayette
2004	Offensive Line, Texas A&M-Kingsville
2003	Defensive Ends/Recruiting, UTEP
2001-02	Tight Ends, UTEP
2000	Offensive Line, Bowling Green

1998-99	Offensive Line, Southeast Missouri
1997	Special Teams/Tight Ends, Kent State
1996	Offensive Line/Recruiting, Lenoir Rhyne
1995	Tight Ends, The Citadel
1994	Offensive Coordinator, Urbana
1993	Tight Ends, Illinois State

Playing Experience

Muskingum College: Four-year starter at center (1983-86)

Ron Hudson enters his third season in charge of the Union – a traditional nickname given to Nevada's offensive line to describe its blue collar work ethic. Hudson is a veteran offensive line coach with more than 20 years of coaching experience.

One of the first hires to third-year head coach Brian Polian's staff prior to the 2013 season, Hudson brought experience from 12 collegiate programs to Reno. The 2015 campaign will mark Hudson's 27th season of collegiate coaching and his 20th coaching the offensive front.

A passionate coach and leader to the Union, Hudson's impact was immediate for Nevada. Hudson helped develop Joel Bitonio cement his legacy as one of the top linemen in program history in his first season in Reno. Bitonio went on to earn first team All-Mountain West honors in 2013, become the second-highest NFL draft pick in program history and start all 16 games for the Cleveland Browns in his rookie season.

Hudson's offensive line allowed Nevada to average over 200 yards rushing per game in 2014, marking the seventh time in the past nine seasons the Union has reached that milestone. Hudson's line was young in 2014, but it undoubtedly improved as the season went on, culminating with a 408-yard rushing game against UNLV to close the regular season. Hudson helped Nevada post a 7-6 record in 2014 and reach a bowl game for the ninth time in the past 10 seasons with a trip to the R+L Carriers New Orleans Bowl.

The Pack ranked fifth in the Mountain West and 38th in the nation in rushing last season, averaging over 205 yards per game. The Union only allowed Cody Fajardo to be sacked 20 times, which was the third-fewest sacks allowed in the conference. Hudson helped mentor senior center Matt Galas, who started in every game and earned second team All-MW accolades, and senior Kyle Roberts, who was selected as an undrafted free agent with the Broncos after the season.

Now in his third season at Nevada, Hudson will continue the storied tradition of the Union with a deep cast of talent to vie for playing time. After starting in all but one game at left tackle as a freshman last season, Austin Corbett will lead Nevada up front. Hudson will also return starting experience from sophomores Joey Anglemire and Adam Khouri.

Hudson came to Nevada after one season as the run game

coordinator and offensive line coach at Massachusetts. Prior to that, he served in the same capacity at Nevada's Mountain West foe, New Mexico.

Hudson spent six seasons at Louisiana-Lafayette, serving as assistant head coach, offensive coordinator and offensive line coach during his tenure with the Cajuns. Under Hudson, the Cajuns produced one of the nation's most dominating running games as ULL finished in the top 15 in the nation in rushing offense four times, ranking seventh in 2005 and 2007. The Cajuns were also in the top 15 three different times in fewest sacks allowed.

During the 2005 Sun Belt championship season, Hudson tutored an offensive line that paved the way for a school-record 2,797 rushing yards and 34 rushing touchdowns. UL allowed just nine sacks on the season. The rushing mark was broken two years later as ULL topped the 3,000-yard mark in 2007 (the first Sun Belt team to ever do so) with a pair of 1,000-yard rushers.

A national finalist for 2008 offensive line coach of the year, Hudson tutored seven All-Sun Belt performers from 2006-08, including three-time All-SBC tackle Jesse Newman. Hudson came to UL after serving as the offensive line coach at Texas A&M-Kingsville. He coached three all-conference players, including Roy Stroud, who was a Division II All-American.

Prior to that, Hudson spent three seasons at UTEP. He was tight ends coach in 2001-02 and promoted to defensive line coach and recruiting coordinator in 2003. While at UTEP, he worked with former Nevada assistant coach James Spady.

Hudson began his coaching career in 1991, with the first of a two-year stint as a graduate assistant at Louisville. He coached tight ends at Illinois State in 1993 before spending the 1994 season as the offensive coordinator at Urbana University in Ohio.

He coached tight ends at The Citadel in 1995 and was the offensive line coach at Lenoir Rhyne College in 1996 before becoming the special teams coordinator and tight ends coach at Kent State in 1997. He moved on to two seasons as the offensive line coach at Southeast Missouri State in 1998-99 before spending one season at Bowling Green in 2000 before landing the job at UTEP.

A native of Columbus, Ohio, Hudson was a four-year starter at center at Muskingum College from 1983-86.

INTRO

TEAM INFO

PLAYERS

COACHES
& STAFF

STATISTICS

RECORD
BOOK

HISTORY

UNIVERSITY



Assistant Coaches



NICK ROLOVICH

FOURTH SEASON

Offensive Coordinator/Quarterbacks

Recruiting Areas: Arizona and Hawaii

Born: Feb. 16, 1979
Hometown: Novato, Calif.
Family: Wife - Analea, Daughter - Alana, Sons - Daniel, William and Patrick
Education: Bachelor's, Hawai'i, 2004. Master's, New Mexico Highlands, 2007

Coaching Experience

2012- Offensive Coordinator/Quarterbacks, Nevada
 2010-11 Offensive Coordinator, Hawai'i
 2008-09 Quarterbacks, Hawai'i
 2006-07 Quarterbacks, City College of San Francisco
 2003-04 Student Assistant, Hawai'i
 2002 Assistant Coach, San Marin (Calif.) High School

Playing Experience

City College of San Francisco: Quarterback (1998-99)
 Hawai'i: Quarterback (2000-01)
 Rhein Fire (NFL Europe): Quarterback (2002-03)
 San Jose SaberCats (Arena): Quarterback (2004-05)
 Arizona Rattlers (AFL): Quarterback (2006)
 Chicago Rush (AFL): Quarterback (2006)
 Las Vegas Gladiators (AFL): Quarterback (2007)

One of the top offensive minds in the country, Nick Rolovich returns for year four of his Nevada tenure and possesses all aspects of the offensive control for the Wolf Pack as he serves as the team's offensive coordinator and quarterbacks coach.

In the last four seasons, Rolovich mentored quarterback Cody Fajardo, who was tasked with replacing famed alum and current 49er Colin Kaepernick. Rolovich and Fajardo kept the standard high for a Wolf Pack quarterback as Fajardo added to a rare piece of NCAA history last season, reaching 9,000 yards passing and 3,000 yards rushing in a career. The only other player to do that in NCAA Division I history? Nevada's Kaepernick. With Rolovich's guidance, Fajardo set a program record for career completions while ranking second in total offense and third in passing yards.

Rolovich has coached three quarterbacks who are currently on professional rosters; Hawai'i QBs Bryant Moniz (CFL - Calgary Stampeders) and Shane Austin (AFL - Cleveland Gladiators), and Nevada's Fajardo (NFL - Oakland Raiders).

Rolovich led an improved Wolf Pack offense in 2014, averaging 29.2 points per game to improve from 11th to fourth in the Mountain West in scoring offense. Rolovich's Pack ground game racked up 2,671 yards as Nevada averaged over 200 rushing yards per game for the seventh time in the past nine seasons. The Pack offense came up clutch numerous times in 2014, ranking second in the nation in fourth quarter scoring.

Rolovich and Nevada posted a 7-6 record and made the program's ninth bowl appearance in the past 10 years with a trip to the 2014 R+L Carrier's New Orleans Bowl. Highlights of the season include a victory over a Pac-12 opponent, a 15-point second-half comeback at BYU and a 49-27 victory at UNLV to return the Fremont Cannon to Reno. Rolovich helped three offensive players earn All-Mountain West honors in 2014; Fajardo, sophomore TE Jarred Gipson and senior center Matt Galas.

Nevada will return five offensive starters for the upcoming 2015 season - Rolovich's fourth campaign in Reno. Rolovich faces an arduous task in replacing Fajardo at quarterback, but will have a pair of quality backs, receivers, linemen and tight ends to rely on.

In Rolovich's second season at Nevada - the first of the Brian Polian era - the Wolf Pack averaged 429 yards per game in 2013. Nevada ranked 45th nationally in total offense and scored over 30 points on five occasions. Two offensive players earned All-MW honors in OL Joel Bitonio - a current starter at the Cleveland Browns - and WR Brandon Wimberly.

In 2012, Rolovich helped Cody Fajardo develop into one of the top young quarterbacks in the nation as Fajardo completed 67 percent of his passes while throwing for 2,786 yards and 20 touchdowns and running for 1,121

yards and 12 more scores. He also mentored backup Devin Combs, who stepped in for an injured Fajardo and led Nevada to come-from-behind wins against Wyoming and UNLV in 2012.

Rolovich came to Nevada after a wildly productive four-year run at Hawai'i, where he directed one of the top passing offenses in the nation. He was the quarterbacks coach all four seasons and spent the last two years as the Warriors' offensive coordinator.

For the three years Rolovich had play-calling duties at Hawai'i (2009-2011), the Warriors threw for 13,915 yards - an average of 347.9 yards per game - and 96 touchdowns. That includes the 2010 season in which Hawai'i averaged 394.29 yards per game and led the nation in passing offense while finishing sixth in the nation in total offense. That year, Rolovich guided quarterback Bryant Moniz to the top of the total offense chart and to an eighth-place standing in passing efficiency.

In his first year at Nevada, Rolovich deftly melded his mastery of the passing game with the precision Pistol offense that was developed by former Nevada coach Chris Ault in 2005. Now in year four and under third-year head coach Brian Polian, the offense has fully evolved under Rolovich.

Rolovich, a two-year letterwinner for Hawai'i from 2000-01, was the quarterbacks coach at City College of San Francisco, where he helped guide the Rams to a J.C. Gridwire National Championship in 2007. He also coached all-conference quarterbacks Zak Lee and Jeremiah Masoli, who went on to earn Division I scholarships at Nebraska and Oregon, respectively. As a player, Rolovich attended CCSF prior to Hawai'i and was a two-time All-American. He directed the school to a national championship in 1999.

As a player, Rolovich started the bulk of the 2001 season at Hawai'i, leading the team to an 8-1 record as a starter. During those nine games, he threw for 3,361 yards and 34 touchdowns. Following his UH career, Rolovich participated in the Dallas Cowboys mini-camp before signing with the Denver Broncos. He was released after the team's final preseason game in 2002. The next year, he was allocated to the Rhein Fire of NFL Europe, where he threw for 907 yards and led the Fire to World Bowl XI.

Rolovich returned to Denver in 2003 and was cut following training camp. From there he began a five-year career in the Arena Football League, beginning with the San Jose SaberCats. Serving as veteran Mark Grieb's backup, Rolovich was a member of the Arena Bowl championship team. He then spent time with the Chicago Rush, Arizona Rattlers and Las Vegas Gladiators. While with the Gladiators, he threw for 1,248 yards and 23 touchdowns and had a passer rating of 104.8 in 2007, before retiring and accepting a spot on the Hawai'i coaching staff.

INTRO
 TEAM INFO
 PLAYERS
COACHES & STAFF
 STATISTICS
 RECORD BOOK
 HISTORY
 UNIVERSITY



BILL TEERLINCK

THIRD SEASON

Co-Defensive Coordinator/Defensive Line

Recruiting Areas: Sacramento/Northern California and Pacific Northwest.

Born: July 23, 1978
Hometown: Detroit, Mich.
Family: Wife - Melanie, Daughter - Aubree
Education: Bachelor's, General Studies, Chadron State, 2002

Coaching Experience

2013- Defensive Line, Nevada
 2007-2011 Defensive Assistant, Indianapolis Colts
 2005-2006: Defensive Line, Illinois State

Playing Experience

Chadron State

An energetic coach with experience at the college and NFL levels, Bill Teerlinck enters his third season at the University of Nevada's as a co-defensive coordinator and defensive line coach. Teerlinck joined the Wolf Pack on Jan. 25, 2013, after a five-year stint with the Indianapolis Colts.

Teerlinck spent his first season at Nevada as the defensive line coach before taking co-defensive coordinator responsibilities in 2014 while retaining his previous title.

Nevada's defensive line has been one of the team's strengths and deepest positions in two seasons since then, as Teerlinck has coached four all-conference honorees while helping Nevada lower its points allowed per game margin in consecutive years.

In his second year with the Pack, Teerlinck coached one of the top defensive lines in the Mountain West. Three of Teerlinck's four starters on the defensive front earned all-conference honors as Brock Hekking and Ian Seau were named to the All-MW second team and Rykeem Yates earned honorable mention honors.

Teerlinck helped Hekking rank eighth in the nation among active players in career sacks before graduating and being selected as an undrafted free agent by the San Diego Chargers. Teerlinck also helped Seau rack up 8.5 sacks on the season, ranking second in the league.

As a team, the Pack tallied 28 sacks and ranked fifth in the league. Statistically, Nevada's defense improved in scoring defense, rushing defense, sacks and tackles for loss thanks to stout play up front from its line. Teerlinck helped the Wolf Pack post a 7-6 record in 2014 and

reach a bowl game for the ninth time in the past 10 seasons with a trip to the R+L Carriers New Orleans Bowl.

Despite the loss of Hekking, Teerlinck's defensive line again looks to be among the class of the conference in 2015. Seniors Seau, Yates and Lenny Jones are pre-season honors candidates with strong returning experience. Teerlinck will also look to lead the emergence of potential stars Patrick Choudja, Malik Reed and Corey Rush.

Teerlinck coached one of the top defensive linemen in the league in his first season at Nevada, helping Brock Hekking earn 2013 first team All-Mountain West honors. Hekking posted 9.0 sacks on the season and ranked fourth in the league in sacks and tackles for loss.

Teerlinck came to Nevada after a five-year stint as a defensive assistant with the Indianapolis Colts. During his time there, Teerlinck worked with a defensive line that saw Dwight Freeney and Robert Mathis each selected to four Pro Bowls. He also assisted the Colts with special teams.

Prior to his time with the Colts, Teerlinck worked for two seasons at Illinois State, coaching the defensive front and assisting with special teams.

Teerlinck played at Chadron State in Nebraska, where he earned a bachelor's degree in 2002.

Teerlinck's father, John, coached for more than 30 years in college football and the NFL, including more than 25 seasons in the pros. He won Super Bowl rings with Denver and Indianapolis.

INTRO

TEAM INFO

PLAYERS

**COACHES
& STAFF**

STATISTICS

RECORD
BOOK

HISTORY

UNIVERSITY



Assistant Coaches



RICKY THOMAS

THIRD SEASON

Cornerbacks

Recruiting Areas: Los Angeles and Ventura County

Born: March 29, 1965
Hometown: Niceville, Fla.
Family: Wife – Kimberly; Daughter – Kaitlyn; Son – Ricky Jr.
Education: Bachelor's, Health and Physical Education, Alabama, 1987
 Master's, Exercise Science, Tennessee-Chattanooga, 1995

Coaching Experience

2013-	Cornerbacks, Nevada	1992-96	McCallie High School
2012	Defensive Ends, Georgia State	1989-92	Academic Advisor, Alabama
2002-2011	Tight Ends, Indianapolis Colts	1988	Defensive Backs, Marion Military Institute
1997-2001	Tight Ends, Tampa Bay Buccaneers		
1997	Defensive Backs, Gardner-Webb		
1996	Strength and Conditioning coach, Kentucky		

Playing Experience

Alabama: Four-year starter at strong safety (1983-86)

When Ricky Thomas arrived at the University of Nevada in 2013, he brought with him 15 years of NFL coaching experience and a Super Bowl to Reno. Thomas returns for his third season with the Pack in 2015 and will once again mentor the team's cornerbacks.

In Thomas' second season at Nevada, the Wolf Pack posted a 7-6 record and advanced to the R+L Carriers New Orleans Bowl behind strong play from its cornerbacks. Senior Charles Garrett started in all 13 games while senior Evan Favors started in 11. Garrett earned All-Mountain West honors and posted 62 tackles, 11 passes defended, one interception and one fumble recovery. Meanwhile, Favors tallied 59 tackles and two pass break ups.

While Nevada will have to replace a combined 83 career starts at corner with the departure of Garrett and Favors, Thomas has a talented crop of players to coach in 2015 – his third season at Nevada. Kendall Johnson started in two games last season with 28 tackles and a 45-yard interception return in Nevada's win over Washington State. Junior Elijah Mitchell, sophomore Teré Calloway sophomore Jaden Sawyer and junior Randy Uzoma each return playing experience, and could vie for a starting role under Thomas. Thomas' son – Ricky Thomas Jr. – will be a freshman linebacker on the team for the upcoming season.

In his first season with Nevada, Garrett and Favors combined for 18 of the position's 24 starts on the season to lead the Pack. Garrett earned honorable mention All-Mountain West honors with 57 tackles, five pass breakups and an interception. Favors chipped in

with 43 tackles, four breakups and a pick.

Prior to being hired by third-year head coach Brian Polian before the 2014 season, Thomas coached the defensive front for Bill Curry at Georgia State in 2012. Prior to that, he spent 10 seasons with the Indianapolis Colts, including eight as the tight ends coach. He previously spent five seasons with Tony Dungy in Tampa Bay, coaching the Buccaneers' tight ends for three seasons and working with the running backs and specials for two years. He's coached in two Super Bowls, winning a ring with the Colts in Super Bowl XLI.

Thomas's coaching career began in 1988 at Marion Military Institute, where he coached defensive backs. From 1989-92, he worked at Alabama, his alma mater, as an academic advisor for football and men's basketball. Thomas taught and coached at McCallie High School in Tennessee from 1992-96.

He served as a strength and conditioning assistant at Kentucky in 1996, and then he was hired to coach defensive backs at Gardner Webb in 1997 before moving to the NFL later that year.

Thomas was a four-year starter (1983-86) at strong safety at Alabama, where he earned a bachelor's degree in health and physical education. In 1995, he added a master's degree in exercise science from Tennessee-Chattanooga.

Thomas and his wife, Kimberly, have two children.

- INTRO
- TEAM INFO
- PLAYERS
- COACHES & STAFF**
- STATISTICS
- RECORD BOOK
- HISTORY
- UNIVERSITY



PAT DENECKE

THIRD SEASON

Graduate Assistant - Defense

Born: Oct. 31, 1988
Hometown: Buffalo, N.Y.
Education: Bachelor's, Business Administration, Washington & Jefferson, 2010
 Master's, Teaching, Bethany, 2013

Coaching Experience

2013-: Defensive Graduate Assistant Coach, Nevada
 2010-12: Offensive Line Coach, Bethany College

Playing Experience

Washington & Jefferson: Offensive Line (2006-09)

Pat Denecke enters his third season at the University of Nevada as a defensive graduate assistant coach. A former collegiate offensive lineman, Denecke arrived at Nevada after spending the last three seasons as the offensive line coach at Bethany College.

In two seasons with the Wolf Pack, Denecke has helped seven defensive players earn All-Mountain West honors. With Denecke's assistance, Nevada has lowered its points allowed per game margin in consecutive seasons.

Denecke's coaching career began in 2010 at Bethany College, where he spent three seasons as the Bison's offensive line coach. BC's front line plowed the way for the team to rush for 2,024 yards in 2010, the second-most in a season by a BC team in school history, in Denecke's first season with the program.

The 2011 season was another strong year for Bethany, as it ranked second in the conference in rushing, while a pair of linemen earned all-conference accolades. Denecke's offensive line paved the way for another record breaking season in 2012. The Bison offense broke nearly every single season passing record in school history, ending the season with a trio of linemen on the All-PAC teams.

Denecke completed his playing career at Washington & Jefferson in the fall of 2009, where he capped his collegiate career as a three-year letterman and two-year starter on the offensive line. He helped the Presidents post a 40-7 record with two conference titles and four trips to the NCAA Playoffs. Denecke led Washington & Jefferson reach the quarterfinal round in the 2008 season.

A native of Hamburg, N.Y., Denecke has spent the last two summers working camps at Rutgers, Buffalo, Colgate, as well as working as a counselor for Offense-Defense and College Prep Football camps. Denecke has also worked three years at a camp at St. Francis High School in New York and worked one summer at an offensive line camp at Washington & Jefferson. Prior to graduation in the spring of 2010, he helped out at Washington & Jefferson during spring practice as the assistant offensive line coach.

Denecke graduated from Washington & Jefferson in 2010 with a bachelor's degree in Business Administration. He recently completed a Master of Arts in teaching in 2013 at Bethany College.

INTRO
 TEAM INFO
 PLAYERS

**COACHES
 & STAFF**

STATISTICS
 RECORD
 BOOK
 HISTORY
 UNIVERSITY



Assistant Coaches



STEVEN KING

SECOND SEASON

Graduate Assistant - Offense

Hometown: Hempstead, N.Y.
Education: Bachelor's, Sociology, Buffalo, 2007
 Master's, Business Administration, Wagner College, 2014

Coaching Experience

2014-: Graduate Assistant Coach, Nevada
 2012-14: Running Backs Coach, Bethany College
 2011-12: Wide Receivers Coach, Nassau C.C.
 2007-11: RB and DB Coach, East Meadow H.S.

Playing Experience

Buffalo: Running Back (2002-06)

Steven King enters his second season as a graduate assistant coach at the University of Nevada. A former collegiate running back, King is the Wolf Pack's offensive graduate assistant.

In his first season at Nevada, King worked with both the offensive and defensive units and was responsible for position meetings and drill unites for the Wolf Pack's nickel coverage. The Wolf Pack posted a 7-6 record and advanced to the New Orleans Bowl, marking the program's ninth bowl appearance in the past 10 seasons.

Prior to his arrival at Nevada, King spent two seasons at Wagner College as a running backs coach from 2012-14. King mentored running back Dominique Williams, a member of the 2012 College Sports Journal All-American team and a two-time all-conference selection. Williams is currently a member of the Minnesota Vikings.

During the 2011 season, King served as a wide receiver coach at Nassau Community College on Long Island. King tutored wide receiver Mark Thomas, who went on to earn all-conference honors after leading the conference in receptions and receiving yards.

Prior to his time at Nassau, King served as the running backs and defensive backs coach at East Meadow (NY) High School from 2007-2011. During his time there, he coached and develop two players who won the Thorpe Award, presented annually by Newsday to Long Island's Most Outstanding Player.

A native of Hempstead, N.Y., King was a four-year letter winner at the University at Buffalo, where he led the team in rushing touchdowns in both his junior and senior seasons.

King earned a bachelor degree in sociology from the University of Buffalo and a master's degree in Business Administration from Wagner College. He is working towards a second masters in Educational Leadership here at the University of Nevada.

- INTRO
- TEAM INFO
- PLAYERS
- COACHES & STAFF**
- STATISTICS
- RECORD BOOK
- HISTORY
- UNIVERSITY



BRAD ROGERS

FIRST SEASON

Graduate Assistant

Hometown: Toledo, Ohio
Education: Bachelor's, Sport and Business Recreation, Iowa, 2013
 Master's, Educational Leadership, St. Lawrence, 2014

Coaching Experience

2015-: Graduate Assistant Coach, Nevada
 2014: Assistant Coach/GA, St. Lawrence

Playing Experience

Iowa: Fullback (2009-12)

Brad Rogers enters his first season as a graduate assistant coach at the University of Nevada. A former fullback at Iowa, Rogers arrives at Iowa from St. Lawrence University.

A native of Toledo, Ohio, Rogers' first coaching job after his playing days was at St. Lawrence in Canton, N.Y., as a graduate assistant. Rogers served as a running backs coach and special teams assistant with the Saints during the 2014 season. Rogers helped the Saints to an 8-2 record last season, their first eight-win season since 1982.

As a 5-foot-10 fullback, Rogers played in 27 games and earned three letters with the Hawkeyes from 2009-12. Rogers helped Iowa play in two Insight Bowls before retiring due to medical concerns with one year of eligibility remaining.

After redshirting in his first year on campus, Rogers played in 11 games with one start in 2010. As a sophomore, Rodgers played in nine games while starting in seven in 2011. Rogers played in eight games with four starts as a junior in 2012. Rogers was a member of Iowa's leadership group for three seasons.

Rogers graduated from Iowa in 2013 with a bachelor's in sport and recreation business before receiving a master's the following year in educational leadership from St. Lawrence.



MAKANA GARRIGAN

FIRST SEASON

Graduate Assistant

Hometown: Petaluma, Calif.
Education: Bachelor's, Community Health Science, Nevada, 2015

Coaching Experience

2015-: Graduate Assistant Coach, Nevada
 2012-14: Student Assistant, Nevada

A recent graduate of the University of Nevada, Makana Garrigan enters his first season as a graduate assistant coach with the Wolf Pack.

Garrigan served as a student assistant with the Nevada football team from 2012-14. Garrigan was originally recruited to play for Nevada in 2011, but suffered from nagging injuries and was unable to play for the Pack. Eager to help the team, Garrigan remained at the University of Nevada and rejoined the program as a student assistant in 2012.

Garrigan received a bachelor's degree in Community Health Science from Nevada in 2015.

A native of Petaluma, Calif., Garrigan was a four-year letter winner at Case Grande High School. Garrigan caught 53 passes for 776 yards and 11 touchdowns and earned co-conference player of the year honors in 2011.

INTRO

TEAM INFO

PLAYERS

COACHES
& STAFF

STATISTICS

RECORD
BOOKHISTORY
UNIVERSITY



Support Staff

- INTRO
- TEAM INFO
- PLAYERS
- COACHES & STAFF**
- STATISTICS
- RECORD BOOK
- HISTORY
- UNIVERSITY



DAVID FOX

THIRD SEASON
Director of Football Administration

A veteran in all aspects of program operations, David Fox returns for his third season at Nevada. Fox will oversee all aspects of off-the-field responsibilities and activities of the football program.

Fox came to Nevada after three years as the director of football operations at Tulane, where he was responsible for all phases of the football team travel, management of the team's pre-season camp, the student volunteer program and the day-to-day operations of the team.

Fox is no stranger to Reno as his brother, Mark, previously served as an assistant and head coach in the Nevada men's basketball program.

Prior to Tulane, Fox spent two years in private business, including jobs as an associate broker for NAI The Vaughan Company, while at the same time working as a sales associate for Moving Solutions, Inc.

Previously, Fox spent 17 years in collegiate athletics and served in various positions, including media relations, marketing and advertising, academics, game management and coaching. He worked for 12 years in the University of New Mexico Athletic Department in different capacities.

Most recently, he was the director of media relations for the New Mexico Bowl in 2007.

Before that, he was an academic advisor at New Mexico from 1997-2007, where he oversaw the continuing eligibility for the Lobos' football and men's and women's basketball programs.

Along with his academic duties, Fox also was the

game management coordinator from 1998-2006. He worked as liaison to tournament officials for the 2000 NCAA Men's Basketball West Regional and the NCAA Men's Basketball First/Second Rounds. He coordinated MWC referees during football and men's basketball games and also assisted with a variety of game day responsibilities during football home contests.

Fox came to UNM in 1995 as a graduate assistant coach for the Lobos' football team and assisted with the instruction of quarterbacks and wide receivers, while also assisting with recruiting under then head coach Dennis Franchione.

Prior to New Mexico, Fox served as the wide receivers coach at his alma mater, Drake University, from 1992-94 and helped the Bulldogs to a combined record of 22-7. He broke into coaching as a graduate assistant at Drake in 1990, where he helped with the instruction of receivers and served as the academic liaison for the football team.

A native of Garden City, Kan., Fox earned his associate of arts degree from Garden City Community College in 1988 and completed his bachelor of arts degree in biology from Drake in 1990. He received his master's degree in science from Drake in 1994.

As a student-athlete at Drake, he was a two-year letterwinner for the Bulldogs from 1988-89 and was voted the most valuable defensive back by his teammates in 1989. Fox also excelled in the classroom, receiving the Drake Academic/Athletic Excellence Award in both seasons. He transferred to Drake after spending two seasons on the GCCC football team in 1986-87.



JODA WOLFE

THIRD SEASON

Director of Recruiting and Football Operations

Joda Wolfe enters his first season as Nevada's Director of Recruiting and Football Operations and his third season overall with the Wolf Pack.

A native of Boulder, Colo., Wolfe received a bachelor's degree from the University of Colorado in economics before receiving a master's from Ohio University in recreation and exercise science.

Wolfe's career in football began 2008 with San Diego Mesa College. Wolfe spent three seasons as the Olympians' defensive backs coach. In his first

season at Mesa, Wolfe helped the Olympians win the American Mountain Conference title and reach regionals for the fifth time in program history.

Wolfe continued his coaching career at Ohio as a student assistant coach while receiving a master's degree. Wolfe was the Bobcats' student assistant with safeties in 2011 and their offensive in 2012.

Nevada head coach Brian Polian hired Wolfe to be a part of his inaugural staff in 2013. Wolfe spent his first two seasons in charge of the Pack's operations quality control and special teams. Prior to the 2015 season, Wolfe was promoted to Nevada's Director of Recruiting and Football Operations. Wolfe is responsible for overseeing and spearheading all aspects of the recruiting process for Nevada.

Wolfe is married to his wife, Anna.



JASON CVERCKO

FIRST SEASON

Coordinator of Recruiting Operations

Jason Cvercko enters his first season as the Coordinator of Recruiting Operations on head coach Brian Polian's staff after serving as the Director of Football Operations at Stony Brook University for the last three years.

With the Seawolves, Cvercko played a key role on the 2012 Big South Championship team that gave the program only its second Division I Football Championship appearance.

The West Hartford, Conn. native also assisted the program in its move to the Colonial Athletic Association.

Cvercko previously worked at the University of Massachusetts in 2011 as a Recruiting and Operations Assistant where he assisted with the Minutemen's jump to the Football Bowl Subdivision.

As an undergraduate, Cvercko served as a recruiting intern at the University of Connecticut beginning in 2009 before graduating with his bachelor's degree in physical education in 2011. He was also a member of Randy Edsall's staff when the Huskies made its first BCS bowl appearance in the Fiesta Bowl in 2011.

Support Staff



DAVID FOX

*Director of
Football Operations*



JODA WOLFE

*Director of Recruiting
and Football Operations*



JASON CVERCKO

*Coordinator of
Recruiting Operations*



MATT ECK

*Director of Strength
and Conditioning*



BEN ANGUISH

*Associate Director
of Sports Medicine*




CODY ZIMMERMAN

*Assistant Director
of Sports Medicine*



ADAM RAYMOND

Video Coordinator



CHRIS COLLINS

*Director of Equipment
and Inventory Control*



CHAD HARTLEY

*Associate AD
Communications*



BRADY JOHNSON

*Assistant Director
Communications*



PETER LONG

*Graduate Assistant
Communications*



BILLY LEE

*Digital Media
Coordinator*



GINA BRESLOW

*Administrative
Assistant*




ANDREW CAUDILL

*Athletics Academic
Advisor*



JAMES ROCHA-HALL

*Athletics Academic
Advisor*



RYAN MITCHELL

*Assistant AD
Compliance*

- INTRO
- TEAM INFO
- PLAYERS
- COACHES & STAFF**
- STATISTICS
- RECORD BOOK
- HISTORY
- UNIVERSITY



NEVADA



NEVADA FOOTBALL

2015 MEDIA GUIDE

NEVADA



**2014 FINAL
STATISTICS**





SCHEDULE & RESULTS

RECORD	OVERALL	HOME	AWAY	NEUTRAL
ALL GAMES	7-6-0	3-3-0	4-2-0	0-1-0
CONFERENCE	4-4-0	1-3-0	3-1-0	0-0-0
NON-CONFERENCE	3-2-0	2-0-0	1-1-0	0-1-0

DATE	OPPONENT	W/L	SCORE	ATTEND
Aug 30, 2014	SOUTHERN UTAH	W	28-19	21021
Sep 5, 2014	WASHINGTON STATE	W	24-13	26023
Sep 13, 2014	at Arizona	L	35-28	48504
*Sep 27, 2014	at San Jose State	W	21-10	14693
*Oct 4, 2014	BOISE STATE	L	51-46	32327
*Oct 11, 2014	COLORADO STATE	L	31-24	21847
Oct 18, 2014	at BYU	W	42-35	56355
*Oct 25, 2014	at Hawai'i	W	26-18	27061
*Nov 1, 2014	SAN DIEGO STATE	W	30-14	20508
*Nov 15, 2014	at Air Force	L(OT)	45-38	11519
*Nov 22, 2014	FRESNO STATE	L	40-20	21446
*Nov 29, 2014	at UNLV	W	49-27	20151
Dec 20, 2014	vs. Louisiana-Lafayette	L	16-3	34014

* indicates conference game

TEAM STATISTICS

	NEV	OPP		
SCORING.....	379	354	KICK RETURN AVERAGE	21.6 20.0
Points Per Game	29.2	27.2	PUNT RETURN AVERAGE	9.1 7.8
Points Off Turnovers.....	191	132	INT RETURN AVERAGE	16.5 14.0
FIRST DOWNS.....	274	316	FUMBLES-LOST	8-5 20-14
Rushing.....	137	129	PENALTIES-Yards	73-646 60-595
Passing.....	122	168	Average Per Game	49.7 45.8
Penalty.....	15	19	PUNTS-Yards	65-2815 59-2370
RUSHING YARDAGE	2671	2333	Average Per Punt	43.3 40.2
Yards gained rushing.....	2933	2589	Net punt average	37.8 36.4
Yards lost rushing.....	262	256	KICKOFFS-Yards.....	74-4491 68-4168
Rushing Attempts.....	560	488	Average Per Kick	60.7 61.3
Average Per Rush.....	4.8	4.8	Net kick average.....	39.5 39.4
Average Per Game	205.5	179.5	TIME OF POSSESSION/Game	31:06 28:54
TDs Rushing	27	17	3RD-DOWN Conversions.....	86/208 80/195
PASSING YARDAGE	2498	3479	3rd-Down Pct.....	41% 41%
Comp-Att-Int.....	239-406-11	332-503-13	4TH-DOWN Conversions	16/27 14/23
Average Per Pass.....	6.2	6.9	4th-Down Pct.....	59% 61%
Average Per Catch.....	10.5	10.5	SACKS BY-Yards	29-155 20-148
Average Per Game	192.2	267.6	MISC YARDS	0 0
TDs Passing	18	26	TOUCHDOWNS SCORED.....	48 45
TOTAL OFFENSE	5169	5812	FIELD GOALS-ATTEMPTS.....	14-18 13-23
Total Plays.....	966	991	ON-SIDE KICKS	1-1 0-1
Average Per Play	5.4	5.9	RED-ZONE SCORES	(49-53) 92% (38-47) 81%
Average Per Game	397.6	447.1	RED-ZONE TOUCHDOWNS.....	(36-53) 68% (27-47) 57%
KICK RETURNS: #-Yards.....	18-389	46-918	PAT-ATTEMPTS	(43-45) 96% (41-43) 95%
PUNT RETURNS: #-Yards	18-163	25-195	ATTENDANCE.....	143172 178283
INT RETURNS: #-Yards	13-215	11-154	Games/Avg Per Game	6/23862 6/29714

INTRO
TEAM INFO
PLAYERS
COACHES & STAFF
STATISTICS
RECORD BOOK
HISTORY
UNIVERSITY



INDIVIDUAL STATISTICS

RUSHING	GP	Att	Gain	Loss	Net	Avg	TD	Long	Avg/G
FAJARDO, Cody	13	177	1221	175	1046	5.9	13	60	80.5
JACKSON, Don	13	216	1003	46	957	4.4	7	47	73.6
BUTLER, James	13	140	648	13	635	4.5	5	59	48.8
MCLAURIN, Nate	6	11	52	2	50	4.5	0	15	8.3
COMBS, Devin	2	1	5	0	5	5.0	1	5	2.5
RICHARDSON, J.	13	0	4	0	4	0.0	1	0	0.3
SANCHEZ, B.	13	1	0	4	-4	-4.0	0	0	-0.3
TURNER, Richy	13	1	0	4	-4	-4.0	0	0	-0.3
STEWART, Tyler	1	1	0	4	-4	-4.0	0	0	-4.0
TEAM	10	12	0	14	-14	-1.2	0	0	-1.4
Total	13	560	2933	262	2671	4.8	27	60	205.5
Opponents	13	488	2589	256	2333	4.8	17	74	179.5

PASSING	G	Effic	Cmp-Att-Int	Pct	Yds	TD	Lng	Avg/G
FAJARDO, Cody	13	120.06	239-405-11	59.0	2498	18	66	192.2
HENDERSON, H.	10	0.00	0-1-0	0.0	0	0	0	0.0
Total	13	119.76	239-406-11	58.9	2498	18	66	192.2
Opponents	13	135.99	332-503-13	66.0	3479	26	55	267.6

RECEIVING	G	No.	Yds	Avg	TD	Long	Avg/G
TURNER, Richy	13	63	587	9.3	4	34	45.2
RICHARDSON, J.	13	56	655	11.7	3	30	50.4
HENDERSON, H.	10	45	579	12.9	4	34	57.9
GIPSON, Jarred	13	33	291	8.8	4	28	22.4
BROCK, Kendall	13	16	138	8.6	1	34	10.6
JACKSON, Don	13	13	157	12.1	1	66	12.1
BUTLER, James	13	5	13	2.6	0	7	1.0
DEMPS, Wyatt	6	4	57	14.2	0	22	9.5
CLIFFORD, P.	5	2	11	5.5	1	10	2.2
SANCHEZ, B.	13	2	10	5.0	0	7	0.8
Total	13	239	2498	10.5	18	66	192.2
Opponents	13	332	3479	10.5	26	55	267.6

PUNT RETURNS	No.	Yds	Avg	TD	Long
TURNER, Richy	18	163	9.1	0	28
Total	18	163	9.1	0	28
Opponents	25	195	7.8	0	53

INTRO
TEAM INFO
PLAYERS
COACHES
& STAFF
STATISTICS
RECORD
BOOK
HISTORY
UNIVERSITY



INDIVIDUAL STATISTICS

INTRO
TEAM INFO
PLAYERS
COACHES & STAFF
STATISTICS
RECORD BOOK
HISTORY
UNIVERSITY

INTERCEPTIONS	No.	Yds	Avg	TD	Long
HAIKINS, Nigel	3	35	11.7	1	27
WORKMAN, Duran	3	19	6.3	0	18
JONES, Lenny	2	61	30.5	1	32
JOHNSON, K.	1	45	45.0	0	45
SEAU, Ian	1	32	32.0	1	32
GARRETT, C.	1	0	0.0	0	0
CALLOWAY, Tere	1	3	3.0	0	3
MCNEAL, J.	1	20	20.0	0	20
Total.....	13	215	16.5	3	45
Opponents.....	11	154	14.0	2	85

KICK RETURNS	No.	Yds	Avg	TD	Long
MITCHELL, E.	11	273	24.8	0	55
BROCK, Kendall	7	116	16.6	0	30
Total	18	389	21.6	0	55
Opponents	46	918	20.0	0	48

FUMBLE RETURNS	No.	Yds	Avg	TD	Long
HAIKINS, Nigel	1	5	5.0	0	5
HEKKING, Brock	1	19	19.0	0	19
LYONS, Matthew	1	0	0.0	0	0
YATES, Rykeem	1	4	4.0	0	4
Total	4	28	7.0	0	19
Opponents	0	0	0.0	0	0

SCORING STATISTICS

	TD	FGs	Kick	Rush	Rcv	Pass	DXP	Saf	Points
ZUZO, Brent	0	14-18	43-45	0-0	0	0-0	0	0	85
FAJARDO, Cody	13	0-0	0-0	0-0	0	2-2	0	0	78
JACKSON, Don	8	0-0	0-0	1-1	0	0-0	0	0	50
BUTLER, James	5	0-0	0-0	0-0	0	0-0	0	0	30
TURNER, Richy	4	0-0	0-0	0-0	1	0-0	0	0	26
HENDERSON, H.	4	0-0	0-0	0-0	1	0-0	0	0	26
GIPSON, Jarred	4	0-0	0-0	0-0	0	0-0	0	0	24
RICHARDSON, J.	4	0-0	0-0	0-0	0	0-0	0	0	24
SEAU, Ian	1	0-0	0-0	0-0	0	0-0	0	0	6
COMBS, Devin	1	0-0	0-0	0-0	0	0-0	0	0	6
CLIFFORD, P.	1	0-0	0-0	0-0	0	0-0	0	0	6
JONES, Lenny	1	0-0	0-0	0-0	0	0-0	0	0	6
BROCK, Kendall	1	0-0	0-0	0-0	0	0-0	0	0	6
HAIKINS, Nigel	1	0-0	0-0	0-0	0	0-0	0	0	6
Total	48	14-18	43-45	1-1	2	2-2	0	0	379
Opponents	45	13-23	41-43	0-1	1	1-1	0	1	354



TOTAL OFFENSE

	G	Plays	Rush	Pass	Total	Avg/G
FAJARDO, Cody	13	582	1046	2498	3544	272.6
JACKSON, Don	13	216	957	0	957	73.6
BUTLER, James	13	140	635	0	635	48.8
MCLAURIN, Nate	6	11	50	0	50	8.3
COMBS, Devin	2	1	5	0	5	2.5
RICHARDSON, J.	13	0	4	0	4	0.3
SANCHEZ, B.	13	1	-4	0	-4	-0.3
TURNER, Richy	13	1	-4	0	-4	-0.3
STEWART, Tyler	1	1	-4	0	-4	-4.0
TEAM	10	12	-14	0	-14	-1.4
Total.....	13	966	2671	2498	5169	397.6
Opponents.....	13	991	2333	3479	5812	447.1

SPECIAL TEAMS STATISTICS

FIELD GOALS	FGM-	Pct	01-19	20-29	30-39	40-49	50-99	Lg	Blk
ZUZO, Brent	14-18	77.8	0-0	10-10	1-3	3-4	0-1	45	0

FG SEQUENCE	Nevada	OPPONENTS
Southern Utah	-	-
Washington State	(40)	(25),37,38,(38)
Arizona	(22),(21)	-
San Jose State	37	(32),53
Boise State	(45)	43,(35)
Colorado State	50,(21)	45,(33)
BYU	(44),(26)	44
Hawai'i	47,(22),(20)	32,(36)
San Diego State	(37),(25),(24)	-
Air Force	(22)	(23),61
Fresno State	39	44,(32)
UNLV	-	(44),(23)
Louisiana-Lafayette	(21)	(46),(30),(35),36

Numbers in (parentheses) indicate field goal was made.

PUNTING	No.	Yds	Avg	Long	TB	FC	I20	Blkd
BOY, Alex	59	2614	44.3	62	6	9	19	1
SANCHEZ, B.	5	201	40.2	55	2	0	0	0
TEAM	1	0	0.0	0	0	0	0	0
Total	65	2815	43.3	62	8	9	19	1
Opponents	59	2370	40.2	63	3	15	20	0

KICKOFFS	No.	Yds	Avg	TB	OB	Retn	Net	YdLn
ZUZO, Brent	74	4491	60.7	26	0			
Total	74	4491	60.7	26	0	918	39.5	25
Opponents	68	4168	61.3	44	5	389	39.4	25

INTRO
TEAM INFO
PLAYERS
COACHES
& STAFF

STATISTICS

RECORD
BOOK
HISTORY
UNIVERSITY



ALL-PURPOSE STATISTICS

	G	Rush	Rec	PR	KOR	IR	Tot	Avg/G
JACKSON, Don	13	957	157	0	0	0	1114	85.7
FAJARDO, Cody	13	1046	0	0	0	0	1046	80.5
TURNER, Richy	13	-4	587	163	0	0	746	57.4
RICHARDSON, J.	13	4	655	0	0	0	659	50.7
BUTLER, James	13	635	13	0	0	0	648	49.8
HENDERSON, H.	10	0	579	0	0	0	579	57.9
GIPSON, Jarred	13	0	291	0	0	0	291	22.4
MITCHELL, E.	13	0	0	0	273	0	273	21.0
BROCK, Kendall	13	0	138	0	116	0	254	19.5
JONES, Lenny	13	0	0	0	0	61	61	4.7
DEMPS, Wyatt	6	0	57	0	0	0	57	9.5
MCLAURIN, Nate	6	50	0	0	0	0	50	8.3
JOHNSON, K.	12	0	0	0	0	45	45	3.8
HAIKINS, Nigel	13	0	0	0	0	35	35	2.7
SEAU, Ian	13	0	0	0	0	32	32	2.5
MCNEAL, J.	13	0	0	0	0	20	20	1.5
WORKMAN, Duran	12	0	0	0	0	19	19	1.6
CLIFFORD, P.	5	0	11	0	0	0	11	2.2
SANCHEZ, B.	13	-4	10	0	0	0	6	0.5
COMBS, Devin	2	5	0	0	0	0	5	2.5
CALLOWAY, Tere	10	0	0	0	0	3	3	0.3
STEWART, Tyler	1	-4	0	0	0	0	-4	-4.0
TEAM	10	-14	0	0	0	0	-14	-1.4
Total	13	2671	2498	163	389	215	5936	456.6
Opponents	13	2333	3479	195	918	154	7079	544.5

INTRO
 TEAM INFO
 PLAYERS
 COACHES & STAFF
STATISTICS
 RECORD BOOK
 HISTORY
 UNIVERSITY



DEFENSIVE LEADERS

|-----TACKLES-----| |---SACKS---| |-----PASS DEF-----| |---FUMBLES---| |----MISC----|

	GP	SOLO	AST	TOTAL	TFL/YDS	NO-YDS	INT-YDS	BRUP	QBH	RCV-YDS	FF	B-KICK	SAF	
t50	MCNEAL, J.	13	56	42	98	5.5-13	0.5-3	1-20	4	1	3-0	2	.	.
49	DOBRICH, Jordan	13	56	29	85	3.0-19	1.0-15	.	2	1	.	.	1	.
9	LYONS, Matthew	12	43	37	80	1.5-5	0.5-4	.	1	.	2-0	.	.	.
23	HAIKINS, Nigel	13	48	28	76	.	.	3-35	7	.	3-5	1	.	.
25	LANE JR., Bryan	13	36	34	70	5.5-10	1.0-2	.	.	.	1-0	.	.	.
24	GARRETT, C.	13	42	20	62	3.0-6	1.0-3	1-0	10	.	1-0	1	.	.
19	FAVORS, Evan	11	38	21	59	1.0-2	.	.	2
53	HEKKING, Brock	13	29	27	56	10.0-37	5.5-29	.	.	3	1-19	.	.	.
7	WORKMAN, Duran	12	36	20	56	3.0-14	3.0-14	3-19	1	.	.	2	.	.
8	SEAU, Ian	13	31	8	39	10.5-38	8.5-34	1-32	4	1	.	2	.	.
55	YATES, Rykeem	10	23	14	37	10.5-35	1.5-14	.	3	.	1-4	2	1	.
94	JONES, Lenny	13	21	15	36	8.5-31	5.0-27	2-61	5	.	2-0	1	.	.
97	FARAIMO, Salesa	13	18	15	33	3.0-8	.	.	1
92	HANSON, Jordan	13	15	12	27	4.5-12	0.5-3	.	2
26	JOHNSON, K.	12	15	8	23	.	.	1-45	3
93	ROBERTS-JORDAN	13	9	9	18	0.5-1	.	.	2
31	UZOMA, Randy	13	12	5	17	1.0-4	.	.	2	.	.	2	.	.
52	TAFT, Trevor	13	11	5	16
30	CALLOWAY, Tere	10	7	7	14	1.0-2	.	1-3	.	1
56	BERTRANDO, Alex	13	5	7	12
28	MITCHELL, E.	13	9	3	12	.	.	.	1
5	FAAITUALA, F.	13	3	7	10
95	CHOUJJA, P.	13	8	.	8	2.0-9	1.0-7	1	.	.
29	JACKSON, L.J.	10	4	3	7
35	MUHAMMAD, Ahki	3	2	3	5
3	DIKE, Kaodi	12	1	3	4
96	WILSON, Tyler	13	1	2	3
16	SAWYER, Jaden	13	2	.	2
40	ZUZO, Brent	13	2	.	2
71	SUNDBERG, Kevin	4	2	.	2
4	BROCK, Kendall	13	.	1	1
85	MOEN, Matt	13	.	1	1
20	BUTLER, James	13	1	.	1
2	TURNER, Richy	13	1	.	1
80	DEMPS, Wyatt	6	1	.	1
57	TALBOTT, Connor	13	1	.	1
	Total	13	589	386	975	74-246	29-155	13-215	50	7	14-28	14	2	.
	Opponents	13	534	438	972	64.0-257	20-148	11-154	43	3	5-0	6	1	1v

- INTRO
- TEAM INFO
- PLAYERS
- COACHES & STAFF
- STATISTICS**
- RECORD BOOK
- HISTORY
- UNIVERSITY



2014 Statistics

GAME-BY-GAME STATISTICS (NEVADA)

Date	Opponent	RUSHING				RECEIVING				PASSING				KICK RET				PUNT RET				TOTAL off
		No.	Yds	TD	Lg	No.	Yds	TD	Lg	Cmp-Att-Int	Yds	TD	Lg	No	Yds	TD	Lg	No	Yds	TD	Lg	
Aug 30	SOUTHERN UTAH	55	244	3	18	30	303	1	21	30-41-1	303	1	21	1	20	0	20	3	17	0	27	547
Sep 5	WASHINGTON STATE	56	214	3	55	12	110	0	22	12-21-0	110	0	22	3	58	0	23	1	0	0	0	324
Sep 13	at Arizona	40	108	0	15	29	321	3	29	29-39-0	321	3	29	0	0	0	0	1	3	0	3	429
Sep 27	at San Jose State	36	192	2	22	10	64	0	16	10-18-0	64	0	16	0	0	0	0	0	0	0	0	256
Oct 4	BOISE STATE	30	156	2	56	23	306	3	34	23-43-4	306	3	34	1	18	0	18	2	18	0	9	462
Oct 11	COLORADO STATE	36	160	1	18	27	297	2	30	27-50-1	297	2	30	1	36	0	36	2	39	0	23	457
Oct 18	at BYU	36	126	4	25	26	285	1	66	26-40-0	285	1	66	1	19	0	19	1	20	0	20	411
Oct 25	at Hawai'i	60	295	2	30	18	132	1	16	18-28-1	132	1	16	1	46	0	46	1	1	0	1	427
Nov 1	SAN DIEGO STATE	47	229	2	47	10	109	1	20	10-24-1	109	1	20	1	55	0	55	2	28	0	28	338
Nov 15	at Air Force	45	223	3	53	24	275	2	34	24-36-1	275	2	34	2	10	0	10	1	16	0	16	498
Nov 22	FRESNO STATE	38	227	2	60	11	126	1	34	11-24-1	126	1	34	2	35	0	20	1	0	0	0	353
Nov 29	at UNLV	53	408	3	59	5	46	3	18	5-13-1	46	3	18	5	92	0	30	2	21	0	13	454
Dec 20	vs Louisiana-Lafayette	28	89	0	20	14	124	0	16	14-29-0	124	0	16	0	0	0	0	1	0	0	0	213
	Totals	560	2671	27	60	239	2498	18	66	239-406-11	2498	18	66	18	389	0	55	18	163	0	28	5169
	Opponent	488	2333	17	74	332	3479	26	55	332-503-13	3479	26	55	46	918	0	48	25	195	0	53	5812

Games played: 13
Avg per rush: 4.8

Avg per catch: 10.5
Pass efficiency: 119.76

Kick ret avg: 21.6
Punt ret avg: 9.1

All purpose avg/game: 456.6
Total offense avg/gm: 397.6

Date	Opponent	TACKLES				SACKS		FUMBLE		PASS DEFENSE			PAT/XPA				SCORING	
		Solo	Ast	Total	TFL-Yds	No-Yds	FF	FR-Yds	Int-Yds	QBH	Brk	Kick	Att-Mad	Run	Rev	Saf	Pts	
Aug 30	SOUTHERN UTAH	26	46	72	4.0-15	3.0-13	1	1-0	1-8	0	9	0	4-4	0	0	0	28	
Sep 5	WASHINGTON STATE	33	52	85	7.0-34	4.0-26	0	0-0	2-46	0	3	0	3-3	0	0	0	24	
Sep 13	at Arizona	52	6	58	1.0-1	0.0-0	0	0-0	1-3	0	0	0	2-2	1	0	0	28	
Sep 27	at San Jose State	51	30	81	3.0-4	0.0-0	0	1-0	2-27	1	4	0	3-3	0	0	0	21	
Oct 4	BOISE STATE	44	42	86	7.0-20	2.0-5	2	2-4	1-32	0	1	1	5-5	0	1	0	46	
Oct 11	COLORADO STATE	36	36	72	5.0-9	1.0-2	1	1-0	0-0	0	4	0	3-3	0	0	0	24	
Oct 18	at BYU	58	20	78	7.0-29	6.0-25	3	3-19	0-0	3	8	0	4-4	0	1	0	42	
Oct 25	at Hawai'i	42	10	52	5.0-14	1.0-6	1	1-0	1-18	2	1	1	3-2	0	0	0	26	
Nov 1	SAN DIEGO STATE	44	20	64	7.0-30	4.0-25	3	2-0	1-20	0	5	0	3-3	0	0	0	30	
Nov 15	at Air Force	48	42	90	7.0-14	1.0-6	1	0-0	0-0	0	2	0	5-5	0	0	0	38	
Nov 22	FRESNO STATE	61	20	81	8.0-28	3.0-20	1	1-5	1-29	0	7	0	3-2	0	0	0	20	
Nov 29	at UNLV	41	36	77	5.0-13	0.0-0	0	1-0	3-32	0	4	0	7-7	0	0	0	49	
Dec 20	vs Louisiana-Lafayette	53	26	79	8.0-35	4.0-27	1	1-0	0-0	1	2	0	0-0	0	0	0	3	
	Totals	589	386	975	74.0-246	29.0-155	14	14-28	13-215	7	50	2	45-43	1	2	0	379	
	Opponent	534	438	972	64.0-257	20.0-148	6	5-0	11-154	3	43	1	43-41	0	1	1	354	

Date	Opponent	PUNTING							FIELD GOALS			KICKOFFS						
		No	Yds	Avg	Long	Blkd	TB	FC	50+	120	Att-Made	Lg	Blkd	No	Yds	Avg	TB	OB
Aug 30	SOUTHERN UTAH	8	342	42.8	61	0	2	0	3	2	0-0	0	0	5	320	64.0	3	0
Sep 5	WASHINGTON STATE	6	275	45.8	57	0	1	0	2	1	1-1	40	0	5	294	58.8	1	0
Sep 13	at Arizona	4	176	44.0	55	0	0	2	1	0	2-2	22	0	6	366	61.0	1	0
Sep 27	at San Jose State	7	290	41.4	60	0	0	1	1	2	1-0	0	0	4	236	59.0	1	0
Oct 4	BOISE STATE	3	146	48.7	51	0	2	0	2	0	1-1	45	0	8	516	64.5	2	0
Oct 11	COLORADO STATE	6	216	36.0	52	1	0	0	2	2	2-1	21	0	4	260	65.0	3	0
Oct 18t	at BYU	4	154	38.5	52	0	0	1	1	3	2-2	44	0	8	483	60.4	2	0
Oct 25	at Hawai'i	4	198	49.5	60	0	1	0	2	0	3-2	22	0	6	383	63.8	3	0
Nov 1	SAN DIEGO STATE	5	241	48.2	56	0	0	0	2	0	3-3	37	0	7	442	63.1	3	0
Nov 15	at Air Force	2	111	55.5	62	0	2	0	1	0	1-1	22	0	6	272	45.3	1	0
Nov 22	FRESNO STATE	6	244	40.7	53	0	0	2	1	2	1-0	0	0	5	310	62.0	2	0
Nov 29	at UNLV	5	212	42.4	46	0	0	0	0	3	0-0	0	0	8	490	61.2	4	0
Dec 20	vs Louisiana-Lafayette	5	210	42.0	55	0	0	3	1	4	1-1	21	0	2	119	59.5	0	0
	Totals	65	2815	43.3	62	1	8	9	19	19	18-14	45	0	74	4491	60.7	26	0
	Opponent	59	2370	40.2	63	0	3	15	15	20	23-13	46	1	68	4168	61.3	44	5

INTRO
TEAM INFO
PLAYERS
COACHES & STAFF
STATISTICS
RECORD BOOK
HISTORY
UNIVERSITY



GAME-BY-GAME STATISTICS (OPPONENTS)

Date	Opponent	RUSHING				RECEIVING				PASSING				KICK RET				PUNT RET				TOTAL off
		No.	Yds	TD	Lg	No.	Yds	TD	Lg	Cmp-Att-Int	Yds	TD	Lg	No	Yds	TD	Lg	No	Yds	TD	Lg	
Aug 30	SOUTHERN UTAH	22	156	1	71	25	224	1	39	25-42-1	224	1	39	2	37	0	22	3	3	0	4	380
Sep 5	WASHINGTON STATE	18	38	0	19	38	389	1	32	38-57-2	389	1	32	4	100	0	36	2	21	0	14	427
Sep 13	at Arizona	38	229	2	28	22	278	3	35	22-26-1	278	3	35	5	76	0	20	2	14	0	9	507
Sep 27	at San Jose State	37	170	1	24	32	276	0	25	32-46-2	276	0	25	3	52	0	19	2	5	0	6	446
Oct 4	BOISE STATE	48	224	4	74	26	346	2	55	26-31-1	346	2	55	6	106	0	21	1	16	0	16	570
Oct 11	COLORADO STATE	34	119	1	13	26	326	3	51	26-36-0	326	3	51	1	17	0	17	4	40	0	24	445
Oct 18	at BYU	39	193	1	22	39	408	4	23	39-63-0	408	4	23	6	108	0	25	1	1	0	1	601
Oct 25	at Hawai'i	27	100	1	16	20	203	1	38	20-34-1	203	1	38	3	73	0	35	2	17	0	9	303
Nov 1	SAN DIEGO STATE	29	135	1	21	21	189	1	23	21-36-1	189	1	23	4	110	0	45	3	55	0	53	324
Nov 15	at Air Force	65	342	3	33	11	129	3	25	11-15-0	129	3	25	3	54	0	21	0	0	0	0	471
Nov 22	FRESNO STATE	52	238	1	24	25	313	4	46	25-47-1	313	4	46	3	47	0	21	1	2	0	2	551
Nov 29	at UNLV	36	205	1	30	21	171	2	24	21-39-3	171	2	24	4	122	0	48	4	21	0	9	376
Dec 20	vs Louisiana-Lafayette	43	184	0	20	26	227	1	31	26-31-0	227	1	31	2	16	0	19	0	0	0	0	411
	Opponent totals	488	2333	17	74	332	3479	26	55	332-503-13	3479	26	55	46	918	0	48	25	195	0	53	5812
	Nevada	560	2671	27	60	239	2498	18	66	239-406-11	2498	18	66	18	389	0	55	18	163	0	28	5169

Games played: 13
Avg per rush: 4.8

Avg per catch: 10.5
Pass efficiency: 135.99

Kick ret avg: 20.0
Punt ret avg: 7.8

All purpose avg/game: 544.5

Date	Opponent	TACKLES				SACKS	FUMBLE		PASS DEFENSE			BLK	PAT-XPA			SCORING	
		Solo	Ast	Total	TFL-Yds	No-Yds	FF	FR-Yds	Int-Yds	QBH	Brk	Kick	Att-Mad	Run	Rcv	Saf	Pts
Aug 30	SOUTHERN UTAH	37	92	129	3.0-18	3.0-18	0	1-0	1-85	0	4	0	2-1	0	0	0	19
Sep 5	WASHINGTON STATE	47	42	89	6.0-17	0.0-0	0	0-0	0-0	0	3	0	1-1	0	0	0	13
Sep 13	at Arizona	44	40	84	5.0-23	2.0-15	0	0-0	0-0	0	1	0	5-5	0	0	0	35
Sep 27	at San Jose State	26	30	56	3.0-5	0.0-0	0	0-0	0-0	1	4	0	1-1	0	0	0	10
Oct 4	BOISE STATE	34	30	64	8.0-41	3.0-32	1	0-0	4-47	0	3	0	7-6	0	0	0	51
Oct 11	COLORADO STATE	39	42	81	4.0-10	1.0-6	1	0-0	1-0	0	4	1	4-4	0	0	0	31
Oct 18	at BYU	52	12	64	6.0-10	1.0-1	0	0-0	0-0	0	8	0	5-5	0	0	0	35
Oct 25	at Hawai'i	55	20	75	3.0-22	1.0-9	0	0-0	1-0	1	0	0	1-1	0	1	0	18
Nov 1	SAN DIEGO STATE	46	20	66	7.0-31	2.0-17	0	0-0	1-0	0	0	0	2-2	0	0	0	14
Nov 15	at Air Force	38	48	86	4.0-6	0.0-0	0	0-0	1-0	0	5	0	6-6	0	0	0	45
Nov 22	FRESNO STATE	42	10	52	5.0-28	3.0-24	2	3-0	1-11	0	6	0	5-5	0	0	1	40
Nov 29	at UNLV	35	46	81	3.0-11	0.0-0	1	0-0	1-11	0	0	0	3-3	0	0	0	27
Dec 20	vs Louisiana-Lafayette	39	6	45	7.0-35	4.0-26	1	1-0	0-0	1	5	0	1-1	0	0	0	16
	Opponent totals	534	438	972	64.0-257	20.0-148	6	5-0	11-154	3	43	1	43-41	0	1	1	354
	Nevada	589	386	975	74.0-246	29.0-155	14	14-28	13-215	7	50	2	45-43	1	2	0	379

Date	Opponent	PUNTING							FIELD GOALS			KICKOFFS					
		No	Yds	Avg	Long	Bikd	TB	FC	50+	I20	Att-Made	Lg	BikdNo	Yds	Avg	TB	OB
Aug 30	SOUTHERN UTAH	10	478	47.8	63	0	2	2	5	5	0-0	0	03	194	64.7	2	0
Sep 5	WASHINGTON STATE	3	121	40.3	51	0	0	1	1	2	4-2	38	04	258	64.5	1	0
Sep 13	at Arizona	2	81	40.5	44	0	0	0	0	2	0-0	0	06	390	65.0	6	0
Sep 27	at San Jose State	5	169	33.8	44	0	1	2	0	2	2-1	32	02	130	65.0	2	0
Oct 4	BOISE STATE	3	132	44.0	55	0	0	1	1	0	2-1	35	09	582	64.7	8	0
Oct 11	COLORADO STATE	5	186	37.2	54	0	0	1	1	0	2-1	33	06	374	62.3	5	0
Oct 18t	at BYU	3	108	36.0	53	0	0	1	1	0	1-0	0	06	334	55.7	3	2
Oct 25	at Hawai'i	5	227	45.4	60	0	0	0	2	1	2-1	36	14	225	56.2	2	1
Nov 1	SAN DIEGO STATE	7	228	32.6	49	0	0	2	0	2	0-0	0	03	178	59.3	1	1
Nov 15	at Air Force	3	110	36.7	43	0	0	2	0	1	2-1	23	07	420	60.0	5	0
Nov 22	FRESNO STATE	5	212	42.4	53	0	0	1	2	3	2-1	32	07	426	60.9	4	0
Nov 29	at UNLV	5	212	42.4	53	0	0	1	1	2	2-2	44	06	332	55.3	0	1
Dec 20	vs Louisiana-Lafayette	3	106	35.3	59	0	0	1	1	0	4-3	46	05	325	65.0	5	0
	Opponent totals	59	2370	40.2	63	0	3	15	15	20	23-13	46	168	4168	61.3	44	5
	Nevada	65	2815	43.3	62	1	8	9	19	19	18-14	45	074	4491	60.7	26	0

INTRO
TEAM INFO
PLAYERS
COACHES & STAFF
STATISTICS
RECORD BOOK
HISTORY
UNIVERSITY



INDIVIDUAL GAME HIGHS

Rushes	28	JACKSON, Don at Air Force (Nov 15, 2014)
Yards Rushing	165	FAJARDO, Cody vs Fresno State (Nov 22, 2014)
TD Rushes	3	JACKSON, Don at Air Force (Nov 15, 2014)
Long Rush	60	FAJARDO, Cody vs Fresno State (Nov 22, 2014)
Pass attempts	50	FAJARDO, Cody vs Colorado State (Oct 11, 2014)
Pass completions	30	FAJARDO, Cody vs Southern Utah (Aug 30, 2014)
Yards Passing	321	FAJARDO, Cody at Arizona (09/13/14)
TD Passes	3	FAJARDO, Cody at Arizona (09/13/14)
		FAJARDO, Cody vs Boise State (Oct 04, 2014)
		FAJARDO, Cody at UNLV (Nov 29, 2014)
Long Pass	66	FAJARDO, Cody at BYU (Oct 18, 2014)
Receptions	13	RICHARDSON, J. vs Southern Utah (Aug 30, 2014)
Yards Receiving	177	RICHARDSON, J. vs Southern Utah (Aug 30, 2014)
TD Receptions	2	GIPSON, Jarred at Arizona (09/13/14)
		GIPSON, Jarred vs Boise State (Oct 04, 2014)
Long Reception	66	JACKSON, Don at BYU (Oct 18, 2014)
Field Goals	3	ZUZO, Brent vs San Diego State (Nov 01, 2014)
Long Field Goal	45	ZUZO, Brent vs Boise State (Oct 04, 2014)
Punts	7	BOY, Alex vs Southern Utah (Aug 30, 2014)
		BOY, Alex at San Jose State (Sep 27, 2014)
Punting Avg	55.5	BOY, Alex at Air Force (Nov 15, 2014)
Long Punt	62	BOY, Alex at Air Force (Nov 15, 2014)
Punts inside 20	4	BOY, Alex vs Louisiana-Lafayette (Dec 20, 2014)
Long Punt Return	28	TURNER, Richy vs San Diego State (Nov 01, 2014)
Long Kickoff Return	55	MITCHELL, E. vs San Diego State (Nov 01, 2014)
Tackles	16	DOBRICH, Jordan at Air Force (Nov 15, 2014)
Sacks	2.0	SEAU, Ian at BYU (Oct 18, 2014)
		SEAU, Ian vs San Diego State (Nov 01, 2014)
Tackles For Loss	3.0	YATES, Rykeem vs Boise State (Oct 04, 2014)
		SEAU, Ian vs San Diego State (Nov 01, 2014)
		YATES, Rykeem at Air Force (Nov 15, 2014)
		HEKKING, Brock vs Louisiana-Lafayette (Dec 20, 2014)
Interceptions	1	HAIKINS, Nigel vs Southern Utah (Aug 30, 2014)
		WORKMAN, Duran vs Washington State (Sep 05, 2014)
		JOHNSON, K. vs Washington State (Sep 05, 2014)
		CALLOWAY, Tere at Arizona (09/13/14)
		WORKMAN, Duran at San Jose State (Sep 27, 2014)
		HAIKINS, Nigel at San Jose State (Sep 27, 2014)
		SEAU, Ian vs Boise State (Oct 04, 2014)
		WORKMAN, Duran at Hawai'i (Oct 25, 2014)
		MCNEAL, J. vs San Diego State (Nov 01, 2014)
		JONES, Lenny vs Fresno State (Nov 22, 2014)
		HAIKINS, Nigel at UNLV (Nov 29, 2014)
		GARRETT, C. at UNLV (Nov 29, 2014)
		JONES, Lenny at UNLV (Nov 29, 2014)
		JONES, Lenny at UNLV (Nov 29, 2014)



TEAM GAME HIGHS

Rushes	60	at Hawai'i (Oct 25, 2014)
Yards Rushing	408	at UNLV (Nov 29, 2014)
Yards Per Rush	7.7	at UNLV (Nov 29, 2014)
TD Rushes	4	at BYU (Oct 18, 2014)
Pass attempts	50	vs Colorado State (Oct 11, 2014)
Pass completions	30	vs Southern Utah (Aug 30, 2014)
Yards Passing	321	at Arizona (09/13/14)
Yards Per Pass	8.2	at Arizona (09/13/14)
TD Passes	3	at Arizona (09/13/14)
		vs Boise State (Oct 04, 2014)
		at UNLV (Nov 29, 2014)
Total Plays	96	vs Southern Utah (Aug 30, 2014)
Total Offense	547	vs Southern Utah (Aug 30, 2014)
Yards Per Play	6.9	at UNLV (Nov 29, 2014)
Points	49	at UNLV (Nov 29, 2014)
Sacks By	6	at BYU (Oct 18, 2014)
First Downs	30	vs Southern Utah (Aug 30, 2014)
Penalties	11	at UNLV (Nov 29, 2014)
Penalty Yards	90	vs Washington State (Sep 05, 2014)
		vs Fresno State (Nov 22, 2014)
Turnovers	4	vs Boise State (Oct 04, 2014)
		vs Fresno State (Nov 22, 2014)
Interceptions By	3	at UNLV (Nov 29, 2014)
Punts	8	vs Southern Utah (Aug 30, 2014)
Punting Avg	55.5	at Air Force (Nov 15, 2014)
Long Punt	62	at Air Force (Nov 15, 2014)
Punts inside 20	4	vs Louisiana-Lafayette (Dec 20, 2014)
Long Punt Return	28	vs San Diego State (Nov 01, 2014)
Long Punt Return	28	vs San Diego State (Nov 01, 2014)

INTRO

TEAM INFO

PLAYERS

COACHES
& STAFF**STATISTICS**RECORD
BOOKHISTORY
UNIVERSITY

UNIVERSITY
OF
NEVADA



NEVADA



NEVADA FOOTBALL

2015 MEDIA GUIDE

NEVADA



**2014 GAME
RECAPS**





Game Recaps

Game 1

Nevada 28, Southern Utah 19

Aug. 30, 2014; at Mackay Stadium (Reno, Nev.)

Attendance: 21,021



Score by quarters	1	2	3	4	Score	Record
Southern Utah	0	0	6	13	19	0-1
Nevada	0	7	14	7	28	1-0

Scoring summary

Team	Qtr	Time	Scoring	Conversion	Drive	TOP	A	H
NEV	2	04:46	BUTLER, James 1 yd. run	ZUZO, Brent kick	6-48	1:59	0	7
NEV	3	09:19	JACKSON, Don 2 yd. run	ZUZO, Brent kick	12-85	4:16	0	14
SUU	3	08:32	Raysean Pringle 71 yd. run	Trevor McGirr kick failed	2-75	0:47	6	14
NEV	3	03:22	CLIFFORD, Patrick 1 yd. pass from FAJARDO	ZUZO, Brent kick	12-79	4:59	6	21
NEV	4	11:47	FAJARDO, Cody 11 yd. run	ZUZO, Brent kick	10-85	3:27	6	28
SUU	4	10:16	Chris Robinson 39 yd. pass from Cantu	Keita Calhoun kick	6-82	1:25	13	28
SUU	4	01:59	Miles Killebrew 85 yd. interception return	Malik Brown rush failed	--	--	19	28

	SUU	NEV
FIRST DOWNS	19	28
RUSHES-YARDS (NET)	22-156	55-244
PASSING YARDS (NET)	224	303
Passes Att-Comp-Int	42-25-1	41-30-1
TOTAL OFFENSE PLAYS-YDS	64-380	96-547
Fumble Returns-Yards	0-0	0-0
Punt Returns-Yards	3-3	3-17
Kickoff Returns-Yards	2-37	1-20
Interception Returns-Yards	1-85	1-8
Punts (Number-Avg.)	10-47.8	8-42.8
Fumbles-Lost	1-1	1-1
Penalties-Yards	3-20	4-19
Possession Time	19:02	40:58
Third-Down Conversions	3 of 14	14 of 22
Fourth-Down Conversions	0 of 0	0 of 0
Red-Zone Scores-Chances	0 of 1	4 of 4

RUSHING: Nevada - JACKSON, D. 22-110; FAJARDO, C. 15-68; McLAURIN, N. 5-37; BUTLER, J. 11-31. Southern Utah - Pringle, R. 5-95; Brown, M. 8-27; Olsen, A. 7-38; Cantu, A. 2-9.

PASSING: Nevada - FAJARDO, C. 30-41-1 303. Southern Utah - Cantu, A. 20-31-0 197; Olsen, A. 5-10-1 27.

RECEIVING: Nevada - RICHARDSON, J. 13-177; TURNER, R. 9-61; HENDERSON, H. 3-41; CLIFFORD, P. 2-11. Southern Utah - Robinson, C. 7-89; Allphin, C. 5-50; Brown, M. 5-32; Pringle, R. 3-18

INTERCEPTIONS: Nevada - HAIKINS, N. Southern Utah - Killebrew, M.

FUMBLES: Nevada-TEAM 1-1; TURNER, R. 1-1; Southern Utah - TEAM 1-1; Allphin, C. 1-1

RENO, Nev. (AP) - Cody Fajardo threw for 303 yards and a touchdown and ran for 68 yards and another score to lead Nevada to a 28-19 win over Southern Utah in the season opener on Saturday, Aug. 30.

The only FBS player with over 7,000 passing yards and 2,000 rushing yards, Fajardo finished with 371 yards, giving him 9,968 total career yards. He completed 30 of 41 passes. Fajardo is 32 yards away from becoming the third player in program history to reach 10,000 career yards; Colin Kaepernick (14,210) and David Neill (11,145).

Jerico Richardson caught 13 passes for 177 yards for Nevada. Don Jackson rushed for 110 yards and one score. Jonathan McNeal led the Pack defense with 10 tackles while Nigel Haikins recorded an interception and recovered a fumble.

The Wolf Pack led 7-0 after a quiet first half. James Butler scored on a one-yard run in the second quarter and Jackson scored from the two-yard line to open the third quarter as Nevada took a 14-0 lead.

Southern Utah answered when Raysean Pringle broke for a 71-yard TD run to make it 14-6. Fajardo accounted for two scores to give the Wolf Pack a 28-6 lead with 11:47 remaining in the fourth quarter.

Nevada finished with a 300-yard passer (Fajardo, 303), 100-yard receiver (Richardson, 177) and 100-yard rusher (Jackson, 110) for the first time since the San Diego State game in 2013.

The Wolf Pack outgained Southern Utah, 547-380, and went 14-of-22 on third down compared to SUU's 2-of-14 mark.

- INTRO
- TEAM INFO
- PLAYERS
- COACHES & STAFF
- STATISTICS**
- RECORD BOOK
- HISTORY
- UNIVERSITY



Game 2

Nevada 24, Washington State 13

Sept. 5, 2014; at Mackay Stadium (Reno, Nev.)

Attendance: 26,023

Score by quarters	1	2	3	4	Score	Record
Washington State	0	10	0	3	13	0-2
Nevada	7	7	0	10	24	2-0



Scoring summary

Team	Qtr	Time	Scoring
NEV	1	01:18	JACKSON, Don 1-yd. run
NEV	2	10:59	BUTLER, James 1-yd. run
WSU	2	07:15	Mayle, Vince 13-yd. pass from Halliday
WSU	2	01:54	Powell, Erik 25-yd. field goal
NEV	4	12:15	JACKSON, Don 2-yd. run
WSU	4	09:32	Breshears, Q. 38-yd. field goal
NEV	4	04:25	ZUZO, Brent 40-yd. field goal

Conversion	Drive	TOP	A	H
ZUZO, Brent kick	4-12	1:27	0	7
ZUZO, Brent kick	10-91	3:49	0	14
Powell, Erik kick	5-80	1:32	7	14
	13-62	3:56	10	14
ZUZO, Brent kick	14-79	5:34	10	21
	8-39	2:37	13	21
	12-52	5:07	13	24

	WSU	NEV
FIRST DOWNS	25	17
RUSHES-YARDS (NET)	18-38	56-214
PASSING YARDS (NET)	389	110
Passes Comp--Att-Int	38-57-2	12-21-0
TOTAL OFFENSE PLAYS-YDS	75-427	77-324
Fumble Returns-Yards	0-0	0-0
Punt Returns-Yards	2-21	1-0
Kickoff Returns-Yards	4-100	3-58
Interception Returns-Yards	0-0	2-46
Punts (Number-Avg.)	3-40.3	6-45.8
Fumbles-Lost	0-0	0-0
Penalties-Yards	10-72	9-90
Possession Time	27:08	32:52
Third-Down Conversions	5 of 15	6 of 18
Fourth-Down Conversions	0 of 2	1 of 3
Red-Zone Scores-Chances	3 of 6	4 of 4

RUSHING: Nevada - FAJARDO, C. 16-100; JACKSON, D. 22-69; BUTLER, J. 14-55. Washington State - Morrow, J. 7-32; West, T. 3-29; Wicks, G. 2-(-)1.

PASSING: Nevada - FAJARDO, C. 12-21-0 110. Washington State - Halliday, C. 38-57-2 389.

RECEIVING: Nevada - HENDERSON, H. 6-77; TURNER, R. 2-12; JACKSON, D. 1-9. Washington State - Myers, I. 9-102; Mayle, V. 8-86; Lewis, R. 8-81; Williams, D. 5-77.

INTERCEPTIONS: Nevada - JOHNSON, K. 1-45; WORKMAN, D. 1-0. Washington State - none.

FUMBLES: Nevada-TEAM 0-0. Washington State - TEAM 0-0.

RENO, Nev. (AP) - Nevada's defense held Washington State scoreless three times in the red zone, limiting the nation's second-ranked passing offense in a key victory at a whiteout Mackay Stadium. The Wolf Pack won, 24-13, on ESPN to improve to 2-0 for the first time in three years.

Freshman Kendall Johnson intercepted a pass in the first quarter, returning it 45 yards to set up Nevada's first score of the game. Nevada scored in the first half on short runs by Don Jackson and James Butler before Mike Leach's Cougars scored 10 unanswered points to make it 14-10 at halftime.

The Wolf Pack defense turned in one of its best performances in recent memory, holding the air-raided Cougar offense to just three

points in the second half. Meanwhile, Nevada added insurance with another Jackson TD run and a 40-yard field goal by Brent Zuzo to cap a late, clock-killing drive.

Senior QB Cody Fajardo tallied 110 passing yards and 100 rushing yards to lead the way, becoming the third player in program history to reach 10,000 yards of total offense. Jackson added 69 yards and two scores on the ground, while Hasaan Henderson caught six passes for 77 yards.

The Pack defense held WSU to 5-of-15 on third-down, 0-of-2 on fourth-down and 3-of-6 in the red zone. While being outgained, Nevada went a perfect 4-of-4 in the redzone to overcome Washington State.

- INTRO
- TEAM INFO
- PLAYERS
- COACHES & STAFF
- STATISTICS**
- RECORD BOOK
- HISTORY
- UNIVERSITY



Game Recaps

Game 3

Arizona 35, Nevada 28

Sept. 13 2014; at Arizona Stadium (Tucson, Ariz.)

Attendance: 48,504



Score by quarters	1	2	3	4	Score	Record
Nevada	3	10	8	7	28	2-1
Arizona	7	14	7	7	35	3-0

Scoring summary

Team	Qtr	Time	Scoring	Conversion	Drive	TOP	A	H
NEV	1	05:34	ZUZO, Brent 22 yd. field goal		19-70	9:26	3	0
ARIZ	1	01:50	Wilson, N. 2 yd. run	Skowron, C. kick	12-86	3:37	3	7
NEV	2	10:42	ZUZO, Brent 21 ys. field goal		13-71	6:08	6	7
ARIZ	2	05:04	Wilson, N. 28 yd. run	Skowron, C. kick	8-76	2:40	6	14
ARIZ	2	02:08	Johnson, T. 35 yd. pass from Solomon, A.	Skowron, C. Kick	5-65	1:12	6	21
NEV	2	00:08	GIPSON, J. 7 yd. pass from FAJARDO, C.	ZUZO, B. kick	8-75	2:00	13	21
NEV	3	06:03	HENDERSON, H. 6 yd. pass from FAJARDO, C.	JACKSON, D. rush	16-84	7:13	21	21
ARIZ	3	03:34	Jones, C. 22 yd. pass from Solomon, A.	Skowron, C. kick	7-75	2:24	21	28
ARIZ	4	14:55	Jones, C. 24 yd. pass from Solomon, A.	Skowron, C. kick	5-51	1:35	21	35
NEV	4	6:01	GIPSON, J. 6 yd. pass from Fajardo, C.	ZUZO, B. kick	8-74	3:10	28	35

	NEV	ARIZ
FIRST DOWNS	25	26
RUSHES-YARDS (NET)	40-108	38-229
PASSING YARDS (NET)	321	278
Passes Comp--Att-Int	29-39-0	22-26-1
TOTAL OFFENSE PLAYS-YDS	79-429	64-507
Fumble Returns-Yards	0-0	0-0
Punt Returns-Yards	1-3	2-14
Kickoff Returns-Yards	0-0	5-76
Interception Returns-Yards	1-3	0-0
Punts (Number-Avg.)	4-44.0	2-40.5
Fumbles-Lost	0-0	1-0
Penalties-Yards	8-74	7-47
Possession Time	35:48	24:12
Third-Down Conversions	8 of 16	5 of 9
Fourth-Down Conversions	1 of 2	1 of 2
Red-Zone Scores-Chances	5-5	1-1

RUSHING: Nevada - BUTLER, J. 13-50; JACKSON, D. 18-44; FAJARDO, C. 9-19. Arizona - Wilson, N. 29-171; Solomon, A. 7-60; Baker, J. 1-0.

PASSING: Nevada - FAJARDO, C. 29-39-0. Arizona - Solomon, A. 22-26-1.

RECEIVING: Nevada - GIPSON, J. 8-49; TURNER, R. 7-99; HENDERSON, H. 7-82; RICHARDSON, J. 6-83; BROCK, K. 1-8; Arizona - Jones, C. 9-116; Grant, S. 4-50; Phillips, N. 3-40; Johnson, T. 2-40; Hill, A. 2-17; Wilson, N. 2-15

INTERCEPTIONS: Nevada - CALLOWAY, T. 1-3; Arizona - none.

FUMBLES: Nevada- TEAM 0-0. Arizona - TEAM 1-0.

RENO, Nev. (AP) - Despite a masterful performance from senior Cody Fajardo and the Nevada offense, Arizona held on for a 35-28 victory on Saturday, Sept. 13 in Arizona Stadium.

Fajardo completed 29-of-39 passes for 321 yards and three scores, leading Nevada on five drives that went 70 yards or longer. Nevada's opening drive went 19 plays and lasted over nine minutes - the longest Pack drive since 2010 - as the visitors jumped out to a 3-0 lead.

Meanwhile, Anu Solomon and Rich Rodriguez's offense were equally impressive, scoring in quick drives to take a pair of two-touchdown leads.

First, tight end Jarred Gipson caught his first career touchdown pass with eight seconds left in the second quarter to pull within one. Hasaan Henderson tied the game at 21-21 with a brilliant catch in the corner of the end zone, capping a 16-play drive.

Arizona responded with consecutive, quick-strike scores from Cayleb Jones TD receptions. With the pressure on, Fajardo found Gipson again at the 6:01 mark in the fourth quarter to pull within one. A late Wolf Pack drive stalled on fourth down, and the Wildcats survived to improve to 3-0.

For his efforts, Fajardo was named MW Offensive Player of the Week. Fajardo completed 29-of-39 passes for 321 yards and three TDs. Gipson caught eight passes for 49 yards and two scores.

- INTRO
- TEAM INFO
- PLAYERS
- COACHES & STAFF
- STATISTICS**
- RECORD BOOK
- HISTORY
- UNIVERSITY



Game 4

Nevada 21, San José State 10

Sept. 27 2014; at Spartan Stadium (San Jose, Calif)

Attendance: 14,693



Score by quarters	1	2	3	4	Score	Record
Nevada	0	7	0	14	21	3-1
San José State	0	3	7	0	10	1-3

Scoring summary

Team	Qtr	Time	Scoring	Conversion	Drive	TOP	A	H
NEV	2	12:09	FAJARDO, Cody 14-yd. run	ZUZO, Brent kick	10-80	4:34	7	0
SJSU	2	0:00	Lopez A. 32-yd. field goal	--	12-64	2:38	7	3
SJSU	3	12:20	Crawley, T. 24-yd. run	Lopez, A. kick	6-75	2:40	7	10
NEV	4	12:43	FAJARDO, Cody 2-yd. run	ZUZO, Brent kick	8-70	2:36	14	10
NEV	4	9:36	HAIKINS, Nigel 27-yd. interception return	ZUZO, Brent kick	--	--	21	10

	NEV	SJSU
FIRST DOWNS	16	24
RUSHES-YARDS (NET)	36-192	37-170
PASSING YARDS (NET)	64	276
Passes Comp--Att-Int	10-18-0	32-46-2
TOTAL OFFENSE PLAYS-YDS	54-256	83-446
Fumble Returns-Yards	1-0	0-0
Punt Returns-Yards	0-0	2-5
Kickoff Returns-Yards	0-0	3-52
Interception Returns-Yards	2-27	0-0
Punts (Number-Avg.)	7-41.4	5-33.8
Fumbles-Lost	0-0	1-1
Penalties-Yards	8-56	9-95
Possession Time	23:47	36:13
Third-Down Conversions	0 of 9	6 of 17
Fourth-Down Conversions	0 of 0	2 of 3
Red-Zone Scores-Chances	2-3	1-1

RUSHING: Nevada - JACKSON, D. 12-108; FAJARDO, C. 13-64; BUTLER, J. 9-24. SJSU - Lawson, J. 15-56; Ervin, T. 12-56; Crawley, T. 5-32; Gray, J. 5-26.

PASSING: Nevada - FAJARDO, C. 10-18-0. SJSU - Gray, J. 32-46-2.

RECEIVING: Nevada - TURNER, R. 4-18; HENDERSON, H. 2-19; RICHARDSON, J. 2-18; JACKSON, D. 1-6; GIPSON, J. 1-3. SJSU - Winston, T. 8-49; Freemon, B. 6-76; Lawson, J. 5-51; Ervin, T. 3-28; Wilson, H. 3-19; Carr, J. 3-12; Crawley, T. 2-18; Vollert, A. 1-16; Bradbury, D. 1-7.

INTERCEPTIONS: Nevada - HAIKINS, N. 1-27; WORKMAN, D. 1-0; SJSU - none.

FUMBLES: Nevada- TEAM 0-0. Arizona - TEAM 1-1.

SAN JOSE, Calif. (AP) - Cody Fajardo's second rushing touchdown, a two-yard run to start the fourth quarter, lifted Nevada to a 21-10 victory over San Jose State in the Mountain West opener for both schools on Saturday, Sept. 27.

Fajardo scored on a 14-yard run in the third minute of the second quarter to give the Wolf Pack (3-1, 1-0) a 7-0 lead, but San Jose State (1-3, 0-1) came back with a 32-yard field goal by Austin Lopez with no time left in the first half and Tim Crawley added a 24-yard run for a touchdown to start the second half as the Spartans built a 10-7 lead to start the final period.

Nevada erased the deficit 2:13 into the fourth quarter as Fajardo scored from the two for a 14-10 lead. Three minutes later Nigel

Haikins picked off a Joe Gray pass and returned it 27 yards for a touchdown. The Wolf Pack defense forced three takeaways tonight, improving its turnover margin to +6 on the season. Matthew Lyons led the Pack defense with a season-high 11 tackles.

Junior running back Don Jackson rushed for 106 yards on 12 carries. Jackson broke free for runs of 16, 17, 18 and 22 yards, averaging 8.8 per carry. Nevada rushed for 196 yards on the game behind Jackson, Fajardo (64) and James Butler (24).

Nevada has won six straight against the Spartans, including 11 of the past 12. The Wolf Pack won despite going 0-of-9 on third downs and being outgained, 446-256.

- INTRO
- TEAM INFO
- PLAYERS
- COACHES & STAFF
- STATISTICS**
- RECORD BOOK
- HISTORY
- UNIVERSITY



Game Recaps

Game 5

Boise State 51, Nevada 46

Oct. 4, 2014; at Mackay Stadium (Reno, Nev.)

Attendance: 32,327



Score by quarters	1	2	3	4	Score	Record
Boise State	13	17	14	7	51	4-2
Nevada	7	14	8	17	46	3-2

Scoring summary

Team	Qtr	Time	Scoring	Conversion	Drive	TOP	A	H
BSU	1	06:43	Roh, J. 3-yd. pass from Hedrick, G.	Goodale, D. kick	6-27	2:27	7	0
NEV	1	05:13	FAJARDO, C. 13-yd. run	ZUZU, B. kick	5-75	1:41	7	7
BSU	1	02:11	Williams-Rhodes 4-yd. pass from Hedrick, G.	Goodale, D. kick blocked	8-82	2:58	13	7
NEV	2	13:36	GIPSON, J. 10-yd. pass from FAJARDO, C.	ZUZU, B. kick	11-75	3:35	13	14
BSU	2	08:59	Goodale, D. 35-yd. field goal	--	12-62	4:32	16	14
NEV	2	06:08	RICHARDSON, J. 12-yd. pass frmo FAJARDO, C.	ZUZU, B. kick	8-75	2:51	16	21
BSU	2	03:22	Gray, T. 32-yd. interception return	Goodale, D. kick	--	--	23	21
BSU	2	01:32	Hedrick, G. 2-yd. run	Goodale, D. kick	3-59	0:45	30	21
BSU	3	12:38	Ajayi, J. 1-yd. run	Goodale, D. kick	3-29	1:03	37	21
NEV	3	10:53	FAJARDO, C. 56-yd. run	TURNER pass from FAJARDO	4-79	1:40	37	29
BSU	3	4:03	Ajayi, J. 26-yd. run	Goodale, D. kick	10-80	4:06	44	29
NEV	4	14:18	SEAU, I. 32-yd. interception return	ZUZU, B. kick	--	--	44	36
BSU	4	13:22	Ajayi, J. 2-yd. run	Goodale, D. kick	2-79	0:52	51	36
NEV	4	12:04	GIPSON, J. 12-yd. pass from FAJARDO, C.	ZUZU, B. kick	4-75	1:18	51	43
NEV	4	07:56	ZUZU, B. 45-yd. field goal	--	9-14	3:34	51	46

	BSU	NEV
FIRST DOWNS	25	24
RUSHES-YARDS (NET)	48-224	30-156
PASSING YARDS (NET)	346	306
Passes Comp--Att-Int	26-31-1	23-43-3
TOTAL OFFENSE PLAYS-YDS	79-590	73-462
Fumble Returns-Yards	0-0	1-4
Punt Returns-Yards	1-16	2-18
Kickoff Returns-Yards	6-106	1-18
Interception Returns-Yards	4-47	1-32
Punts (Number-Avg.)	3-44.0	3-48.7
Fumbles-Lost	4-2	1-0
Penalties-Yards	5-63	3-22
Possession Time	34:42	25:16
Third-Down Conversions	10 of 16	7 of 13
Fourth-Down Conversions	0 of 0	0 of 1
Red-Zone Scores-Chances	6 of 6	5 of 5

RUSHING: Nevada - FAJARDO, C. 12-71; BUTLER, J. 7-63; JACKSON, D. 11-22. Boise State - Ajayi, J. 27-152; Hedrick, G. 16-40.

PASSING: Nevada - FAJARDO, C. 23-43-4; Boise State - Hedrick, G. 26-31-1

RECEIVING: Nevada - HENDERSON, H. 7-141; GIPSON, J. 6-74; RICHARDSON, J. 4-41; TURNER, R. 2-36; DEMPS, W. 1-22. Boise State - Williams-Rhodes 6-54; McNichols, J. 4-54; Sperbeck, T. 3-51; Burroughs, D. 3-39; Roh, J. 3-27; Ajayi, J. 3-18; Ware, T. 2-25; Anderson C. 1-55; Huff, H. 1-23.

INTERCEPTIONS: Nevada - SEAU, I. 1-32. Boise State - Gray, T. 1-32; Thompson, D. 1-15; Deayon D. 1-0; Sumner-Gardner 1-0.

FUMBLES: Nevada- BUTLER, J. 1-0; Boise State - Hedrick, G. 2-1; Burroughs, D. 1-0; Ajayi, J. 1-1.

RENO, Nev. (AP) - Jay Ajayi had 116 of his 152 rushing yards in the second half and Boise State withstood a Nevada comeback for a 51-46 victory on Saturday, Oct. 4. Ajayi added touchdown runs of one, 26 and two yards in the second half for the Broncos, (4-2, 2-1 Mountain West).

Boise State intercepted Cody Fajardo four times, each leading to touchdowns, but turned the ball over three times itself.

Fajardo passed for 306 yards and three touchdowns, but was intercepted three times in the firsts half, including a pick six by Tyler Gray, which gave the Broncos the lead 23-21.

On the ensuing drive, Donte Deayon intercepted a Fajardo pass and the Broncos expanded their lead to 30-21 three plays later with

Grant Hedrick taking it in from two yards out. Hedrick finished with 26 of 31 for 346 yards and two touchdowns.

Fajardo finished 23-of-43 for 306 yards and three touchdowns. He also rushed for two touchdowns, and rallied the Wolf Pack (3-2, 1-1 Mountain West) from 18 points down in the second half.

Nevada again pulled to within a touchdown when Ian Seau batted a Hedrick pass into the air, caught it and returned it 32 yards for a score to make it 44-36 with 14:18 left in the game.

Nevada cut it to 51-43 on a 12-yard strike from Fajardo to Jarred Gipson and made it 51-46 on a 45-yard field goal by Brett Zuzo.



Game 6

Colorado State 31, Nevada 24

Oct. 11, 2014; at Mackay Stadium (Reno, Nev.)

Attendance: 21,847

Score by quarters	1	2	3	4	Score	Record
Colorado State	0	17	14	0	31	5-1
Nevada	0	3	7	14	24	3-3



Scoring summary

Team	Qtr	Time	Scoring	Conversion	Drive	TOP	A	H
CSU	2	09:00	Walker, S. 1-yd. pass from Grayson, G.	Roberts, J. kick	8-65	3:11	7	0
CSU	2	05:03	Higgins, R. 42-yd. pass from Grayson, G.	Roberts, J. kick	5-68	1:47	14	0
CSU	2	02:07	Roberts, J. 33-yd. field goal	--	5-8	1:53	17	0
NEV	2	00:00	ZUZO, B. 21-yd. field goal	--	10-72	2:07	17	3
CSU	3	07:22	Higgins, R. 51-yd. pass from Grayson, G.	Roberts, J. kick	3-63	1:06	24	3
CSU	3	04:48	Hart, D. 9-yd. run	Roberts, J. kick	4-48	1:22	31	3
NEV	3	02:13	FAJARDO, C. 13-yd. run	ZUZO, B. kick	7-63	2:28	31	10
NEV	4	10:31	HENDERSON, H. 9-yd. pass from FAJARDO, C.	ZUZO, B. kick	9-68	2:01	31	17
NEV	4	06:22	TURNER, R. 11-yd. pass from FAJARDO, C.	ZUZO, B. kick	9-79	2:04	31	24

	CSU	NEV
FIRST DOWNS	21	25
RUSHES-YARDS (NET)	34-119	36-160
PASSING YARDS (NET)	326	297
Passes Comp--Att-Int	26-36-0	27-50-1
TOTAL OFFENSE PLAYS-YDS	70-445	86-457
Fumble Returns-Yards	0-0	0-0
Punt Returns-Yards	4-40	2-39
Kickoff Returns-Yards	1-17	1-36
Interception Returns-Yards	1-0	0-0
Punts (Number-Avg.)	5-37.2	6-36.0
Fumbles-Lost	1-1	0-0
Penalties-Yards	2-25	3-45
Possession Time	29:41	30:19
Third-Down Conversions	7 of 16	9 of 19
Fourth-Down Conversions	0 of 0	1 of 2
Red-Zone Scores-Chances	3 of 3	4 of 5

RUSHING: Nevada - FAJARDO, C. 12-88, JACKSON, D. 13-43; BUTLER, J. 11-29. COLORADO STATE - Hart, D. 23-90; Hansley, J. 2-14; Oden Jr., J. 2-13.

PASSING: Nevada - FAJARDO, C. 27-50-1 297. COLORADO STATE - Grayson, G. 26-36-0 326.

RECEIVING: Nevada - RICHARDSON, J. 10-122; TURNER, R. 9-88; HENDERSON, H. 3-51; JIPSON, G. 3-14; BROCK, K. 1-24. COLORADO STATE - Higgins, R. 10-194; Walker, S. 5-48; Hansley, J. 4-57; Gaines, D. 3-7; Williams, X. 2-18

INTERCEPTIONS: COLORADO STATE - Elliot, D. 1-0

FUMBLES: Nevada- 0-0. COLORADO STATE - 1-1; HART, D.

RENO, Nev. (AP) - Nevada scored 21-unanswered points in the second half behind Cody Fajardo's three touchdowns, but the Wolf Pack's rally fell short 31-24 to Colorado State on Saturday, Oct. 11, at Mackay Stadium.

The Rams (5-1, 1-1) built a 31-3 lead with 4:48 remaining in the third quarter before the Wolf Pack (3-3, 1-2) awakened with a massive rally. Fajardo tallied Nevada's first touchdown with a 13-yard rush in the third quarter, before tossing touchdown passes to Hasaan Henderson and Richy Turner in the fourth quarter.

After forcing a Colorado State punt with 4:56 remaining, Nevada took over at its 26-yard line needing one score to tie the game. It appeared Nevada did just that as Fajardo found Richardson for a 63-yard touchdown reception, but the play was called back on

offensive pass interference. Nevada still managed to drive 64 yards and reach the Ram's 10-yard line before Fajardo was picked off in the end zone, sealing a dramatic Colorado State win.

Garret Grayson completed 26-of-36 passes for 326 yards to lead the Rams, while Rashar Higgins caught 10 passes for 194 yards.

Fajardo accounted for 385 yards of total offense - overtaking David Neill for second in Wolf Pack history - with 297 yards through the air and 88 on the ground. Jerico Richardson tallied his second 100-yard receiving game of the season, catching 10 passes for 122 yards.

Nigel Haikins led the Pack defense with 10 stops and a forced fumble.

- INTRO
- TEAM INFO
- PLAYERS
- COACHES & STAFF
- STATISTICS**
- RECORD BOOK
- HISTORY
- UNIVERSITY



Game Recaps

Game 7
Nevada 42, BYU 35
Oct. 18, 2014; at LaVell Edwards Stadium (Provo, Utah)
Attendance: 56,355



Score by quarters	1	2	3	4	Score	Record
Nevada	3	10	7	22	42	4-3
BYU	7	21	0	7	35	35

Scoring summary

Team	Qtr	Time	Scoring
NEV	1	11:13	ZUZO, B. 44-yd. field goal
BYU	1	04:00	Lasike, P. 1-yd. run
BYU	2	14:41	Lasike, P. 20-yd. pass from Stewart, C.
NEV	2	13:40	BUTLER, J. 9-yd. run
BYU	2	11:48	Matthews, M. 20-yd. pass from Stewart, C.
NEV	2	05:24	ZUZO, B. 26-yd. field goal
BYU	2	01:00	Matthews, M. 11-yd. pass from Stewart, C.
NEV	3	08:16	FAJARDO, C. 1-yd. rush
NEV	4	11:18	TURNER, R. 18-yd. pass from FAJARDO, C.
NEV	4	07:34	FAJARDO, C. 25-yd. rush
NEV	4	05:54	BUTLER, J. 6-yd. rush
BYU	4	02:34	Nelson, K. 8-yd. pass from Stewart, C.

Conversion	Drive	TOP	A	H
--	11-49	3:47	3	0
Samson, T. kick	12-97	3:03	3	7
Samson, T. kick	14-72	2:52	3	14
ZUZO, B. kick	3-75	1:01	10	14
Samson, T. kick	6-60	1:42	10	21
--	14-57	6:24	13	21
Samson, T. kick	16-90	4:11	13	28
ZUZO, B. kick	13-74	5:04	20	28
HENDERSON pass from FAJARDO	11-48	4:50	28	28
ZUZO, B. kick	5-49	2:14	35	28
ZUZO, B. kick	3-20	1:26	42	28
Samson, T. kick	15-75	3:20	42	35

	NEV	BYU
FIRST DOWNS	20	38
RUSHES-YARDS (NET)	36-126	39-193
PASSING YARDS (NET)	285	401
Passes Comp--Att-Int	26-40-0	39-63-0
TOTAL OFFENSE PLAYS-YDS	76-411	102-601
Fumble Returns-Yards	2-19	0-0
Punt Returns-Yards	1-20	1-1
Kickoff Returns-Yards	1-19	6-108
Interception Returns-Yards	0-0	0-0
Punts (Number-Avg.)	4-38.5	3-36.0
Fumbles-Lost	0-0	3-3
Penalties-Yards	6-36	6-75
Possession Time	33:11	26:49
Third-Down Conversions	7 of 17	13 of 21
Fourth-Down Conversions	4 of 4	4 of 4
Red-Zone Scores-Chances	5 of 5	5 of 5

RUSHING: Nevada - JACKSON, D. 18-62; FAJARDO, C. 8-47; BUTLER, J. 9-19. BYU - Carter, N. 7-87; Stewart, C. 16-47; Lasike, P. 12-46; Brown, A. 1-11, Juergens, M. 1-5.

PASSING: Nevada - FAJARDO, C. 26-40-0; BYU - Stewart, C. 39-63-0.

RECEIVING: Nevada - TURNER, R. 9-56; HENDERSON, H. 6-47; GIPSON, J. 4-61; BROCK, K. 3-21; JACKSON, D. 3-95; BUTLER, J. 1-5. BYU - Matthews, M. 16-182; Leslie, J. 6-47; Lasike, P. 5-69; Juergens, M. 4-41; Mahina, D. 2-19; Nelson, K. 2-13; Pearson, C. 1-13; Brown, A. 1-11; Houk, T. 1-9; Dye, T. 1-4.

INTERCEPTIONS: Nevada - none. BYU - none.

FUMBLES: Nevada 0-0; BYU 3-3.

PROVO, Utah (AP) - Cody Fajardo threw for two touchdowns and ran for two more in the second half as Nevada earned a come-from-behind, non-conference win at Brigham Young, 42-35, on Saturday, Oct. 18.

Cody Stewart threw for three touchdowns, two of them to Mitch Matthews, as BYU built a 28-13 halftime lead.

Fajardo squeezed in from the one to cap a 13-play, 74-yard drive in the third quarter to cut the BYU lead to 28-20, then fired 18 yards to Richy Turner in the fourth quarter to tie the game at 28-28. Fajardo ran 25 yards for a score four minutes later to give the Wolf Pack (4-3) a 35-28 lead.

James Butler added a six-yard run for a touchdown to make it 42-

28, but BYU answered with an eight-yard, Stewart-to-Keanu Nelson touchdown pass. The Cougars fumbled in the final minute.

The Wolf Pack defense recovered three BYU fumbles in the second half. Nevada's defense has forced a turnover in 20 straight games, including every game in the Brian Polian era.

BYU (4-3) now has lost back-to-back home games for the first time since 2004.

The game marked the first time this season Nevada has won after trailing, and the third straight game the Wolf Pack has scored 14 unanswered points after trailing in the fourth quarter. Nevada has outscored its opponents 91-37 in the fourth quarter this season.

INTRO
TEAM INFO
PLAYERS
COACHES & STAFF
STATISTICS
RECORD BOOK
HISTORY
UNIVERSITY



Game 8

Nevada 26, Hawai'i 18

Oct. 25, 2014; at Aloha Stadium (Honolulu, Hawai'i)

Attendance: 23,249



Score by quarters	1	2	3	4	Score	Record
Nevada	0	6	10	10	26	5-3
Hawai'i	7	3	0	8	18	2-6

Scoring summary

Team	Qtr	Time	Scoring
UH	1	00:16	King, D. 38-yd. pass from Woolsey, I.
UH	2	04:05	Hadden, T. 36-yd. field goal
NEV	2	00:52	FAJARDO, C. 6-yd. run
NEV	3	09:27	ZUZO, B. 22-yd. field goal
NEV	4	03:47	FAJARDO, C. 8-yd. run
NEV	4	07:35	ZUZO, B. 20-yd. field goal
NEV	4	02:28	HENDERSON, H. 16-yd. pass from FAJARDO, C.
UH	4	00:40	Lakalaka, S. 5-yd. run

Conversion	Drive	TOP	A	H
Hadden, T. kick	4-75	1:36	0	7
--	11-52	5:07	0	10
ZUZO, B. kick failed	8-54	3:06	6	10
--	14-72	5:33	9	10
ZUZO, B. kick	10-67	4:16	16	10
--	19-85	9:30	19	10
ZUZO, B. kick	11-41	4:27	26	10
Pedrozo, Q. pass from Woolsey, I.	11-63	1:39	26	18

	NEV	UH
FIRST DOWNS	26	16
RUSHES-YARDS (NET)	61-299	29-102
PASSING YARDS (NET)	128	201
Passes Comp--Att-Int	17-27-1	18-32-1
TOTAL OFFENSE PLAYS-YDS	88-427	61-303
Fumble Returns-Yards	1-0	0-0
Punt Returns-Yards	1-1	2-17
Kickoff Returns-Yards	1-46	3-74
Interception Returns-Yards	1-18	1-0
Punts (Number-Avg.)	4-49.5	5-45.5
Fumbles-Lost	0-0	1-1
Possession Time	37:26	22:34
Third-Down Conversions	10 of 20	4 of 13
Fourth-Down Conversions	2 of 2	2 of 2
Red-Zone Scores-Chances	5-5	2-3

RUSHING: Nevada - FAJARDO, C. 23-133; BUTLER, J. 21-94; JACKSON, D. 15-69; TURNER, R. 1-4. Hawai'i - Lakalaka, S. 15-55; Saint Juste, D. 7-26; Joas, P. 3-11; Woolsey, I. 2-8.

PASSING: Nevada - FAJARDO, C. 17-27-1; HENDERSON, H. 0-1-0. Hawai'i - Woolsey, I. 18-32-1.

RECEIVING: Nevada - HENDERSON, H. 6-47; RICHARDSON, J. 4-36; TURNER, R. 4-23; GIPSON, J. 1-12. Hawai'i - Kemp, M. 4-49; King, D. 4-59; Harding, S. 3-30; Perdoza, Q. 2-13; Pu'u-Robinson, J. 2-9; Unga, M. 1-21.

INTERCEPTIONS: Nevada - WORKMAN, D. Hawai'i - Lewis, D.

FUMBLES - Nevada 0-0. Hawai'i 1-1.

HONOLULU (AP) - Cody Fajardo accumulated 261 yards of total offense and factored into three touchdowns as Nevada rallied past Hawaii on Saturday, Oct. 25, 26-18.

The Wolf Pack (5-3, 2-2 Mountain West) scored 26 consecutive points after trailing 10-0 in the second quarter to win their second straight game and fourth consecutive meeting against the Rainbow Warriors (2-6, 1-2).

Fajardo rushed for 133 yards on 23 carries and found the end zone on runs of 6 and 8 yards. He also passed for 128 yards (17-of-26) and threw a 16-yard touchdown pass to Hasaan Henderson.

Nevada ground out 190 of its 299 rushing yards after halftime. Running backs James Butler and Don Jackson combined for 163

rushing yards on 36 carries. Nevada's 299 yards on the ground were the most of the Brian Polian era and the most since Dec. 15, 2012, against Arizona.

The Wolf Pack averaged 4.9 yards per rush and amassed 427 yards of total offense.

Hawaii held a 10-6 lead at halftime, but Nevada simply imposed its will in the third and fourth quarters. The Wolf Pack scored on their first four possessions of the second half, putting together several long drives and held the ball for all but 5:23 of the second half.

Senior Charles Garrett forced and recovered a fumble and junior Duran Workman recorded his third pick of the season, as Nevada's turnover streak reached 21 games.

- INTRO
- TEAM INFO
- PLAYERS
- COACHES & STAFF
- STATISTICS**
- RECORD BOOK
- HISTORY
- UNIVERSITY



Game Recaps

Game 9

Nevada 30, SDSU 14

Nov. 1, 2014; at Mackay Stadium (Reno, Nev.)

Attendance: 20,508



10 **34**

Score by quarters	1	2	3	4	Score	Record
SDSU	7	7	0	0	14	4-4
Nevada	3	7	3	17	30	6-3

Scoring summary

Team	Qtr	Time	Scoring	Conversion	Drive	TOP	A	H
SDSU	1	02:39	Price, C. 1-yd. run	Hageman, D. kick	7-55	3:37	7	0
NEV	1	00:22	ZUZO, B. 37-yd. field goal	--	7-20	2:09	7	3
NEV	2	14:06	TURNER, R. 20-yd. pass from FAJARDO, C.	ZUZO, B. kick	2-20	0:44	7	10
SDSU	2	01:15	Hazely, J. 21-yd. pass from Kaehler, Q.	Hageman, D. kick	7-77	2:12	14	10
NEV	3	09:32	ZUZO, B. 25-yd. field goal	--	13-58	5:28	14	13
NEV	4	11:42	ZUZO, B. 24-yd. field goal	--	9-45	5:00	14	16
NEV	4	07:06	BUTLER, J. 43-yd. run	ZUZO, B. kick	5-65	2:36	14	23
NEV	4	01:40	JACKSON, D. 1-yd. run	ZUZO, B. kick	6-65	2:26	14	30

	SDSU	NEV
FIRST DOWNS	17	17
RUSHES-YARDS (NET)	29-135	47-229
PASSING YARDS (NET)	189	109
Passes Comp--Att-Int	21-36-1	10-24-1
TOTAL OFFENSE PLAYS-YDS	65-324	71-338
Fumble Returns-Yards	0-0	0-0
Punt Returns-Yards	3-55	2-28
Kickoff Returns-Yards	4-110	1-55
Interception Returns-Yards	1-0	1-20
Punts (Number-Avg.)	7-32.6	5-48.2
Fumbles-Lost	3-2	0-0
Possession Time	27:39	31:31
Third-Down Conversions	4 of 13	5 of 17
Fourth-Down Conversions	0 of 1	2 of 2
Red-Zone Scores-Chances	1-2	5-5

RUSHING: Nevada - JACKSON, D. 20-124; BUTLER, J. 15-103; FAJARDO, C. 10-4. SDSU - Pumpphrey, D. 13-85; Price, C. 8-58; Penny, R. 1-21, Kaehler, Q. 4-(-25).

PASSING: Nevada - FAJARDO, C. 10-24-1. SDSU - Kaehler, Q. 21-36-1.

RECEIVING: Nevada - RICHARDSON, J. 4-41; TURNER, R. 3-49; GIPSON, J. 3-19. SDSU - Price, C. 4-28; Mills, L. 3-52; Roberts, A. 3-33; Hazley, J. 3-31; Ruffin, E. 3-21; Brunskill, D. 3-19.

INTERCEPTIONS: Nevada - McNEAL, J. 1-20. SDSU - Onuoha, D. 1-0.

FUMBLES: Nevada - none. SDSU - Pumphrey, D. 2-2; Kaehler, Q. 1-0.

RENO, Nev. (AP) - Don Jackson ran for a career-high 124 yards and a score, James Butler added 103 yards rushing and a touchdown and Nevada forced three turnovers to help the Wolf Pack beat San Diego State 30-14 on Saturday, Nov. 1.

Nevada (6-3, 3-2 Mountain West) moved into a tie with San Diego State (4-4, 3-2) atop the conference's West Division.

Trailing 14-10 at halftime, Nevada outscored San Diego State 20-0 after the break to complete its third consecutive comeback win. The Wolf Pack scored 29 straight to beat BYU 43-35 on Oct. 18 and rattled off 26 unanswered in a 26-18 win over Hawaii on Oct. 25.

Brent Zuzo made field goals from 37, 25 and 24 yards.

Senior Cody Fajardo became the second player in NCAA FBS history to reach 9,000 passing yards and 3,000 rushing yards in a career. The only other player to do so is Wolf Pack alum Colin Kaepernick, who holds the program record in total offense. Fajardo completed 10 passes for 109 yards with a 20-yard touchdown pass to senior Richey Turner.

Jonathan McNeal led the Nevada defense - which limited San Diego State to just 24 fourth-quarter yards - with 12 tackles, including 1.5 tackles for loss, an interception and a forced fumble.

The Wolf Pack entered the week ranked third nationally in fourth quarter scoring margin before outscoring the Aztecs 17-0 in the final quarter, improving its fourth quarter margin to +73.

- INTRO
- TEAM INFO
- PLAYERS
- COACHES & STAFF
- STATISTICS**
- RECORD BOOK
- HISTORY
- UNIVERSITY



Game 10

Air Force 45, Nevada 38 (OT)

Nov. 15, 2014; at Falcon Stadium (Colorado Springs, Colo.)

Attendance: 11,519



Score by quarters	1	2	3	4	OT	Score	Record
Nevada	0	14	7	17	0	38	6-4
Air Force	7	14	7	10	7	45	8-2

Scoring summary

Team	Qtr	Time	Scoring	Conversion	Drive	TOP	A	H
AF	1	08:46	Robinette, J. 6-yd. pass from Pearson, K.	Conant, W. kick	13-75	6:14	0	7
NEV	2	14:18	HENDERSON, H. 25-yd. pass from FAJARDO, C.	ZUZO, B. kick	5-86	1:55	7	7
AF	2	09:01	Davern, S. 1-yd. run	Conant, W. kick	13-82	5:10	7	14
NEV	2	01:30	JACKSON, D. 1-yd. run	ZUZO, B. kick	19-75	7:31	14	14
AF	2	00:08	Robinette, J. 6-yd. pass from Pearson, K.	Conant, W. kick	9-62	1:16	14	21
NEV	3	09:59	JACKSON, D. 32-yd. run	ZUZO, B. kick	11-75	5:01	21	21
AF	3	04:03	Brown, G. 25-yd. pass from Pearson, K.	Conant, W. kick	10-56	3:57	21	28
NEV	4	14:26	JACKSON, D. 1-yd. run	ZUZO, B. kick	11-75	4:33	28	28
AF	4	10:23	Conant, W. 23-yard field goal	--	10-65	4:03	28	31
NEV	4	07:03	RICHARDSON, J. 21-yd. pass from FAJARDO, C.	ZUZO, B. kick	8-75	3:20	35	31
AF	4	04:13	Pearson, K. 16-yd. run	Conant, W. kick	7-61	2:44	35	38
NEV	4	00:12	ZUZO, B. 22-yd. field goal	--	5-43	1:13	38	38
AF	OT	--	Davern, S. 3-yd. run	Conant, W. kick	5-25	--	38	45

	NEV	AF
FIRST DOWNS	27	28
RUSHES-YARDS (NET)	45-223	65-342
PASSING YARDS (NET)	275	129
Passes Comp--Att-Int	24-36-1	11-15-0
TOTAL OFFENSE PLAYS-YDS	81-498	80-471
Fumble Returns-Yards	0-0	0-0
Punt Returns-Yards	1-16	0-0
Kickoff Returns-Yards	2-10	3-54
Interception Returns-Yards	0-0	1-0
Punts (Number-Avg.)	2-55.5	3-36.7
Fumbles-Lost	0-0	1-0
Possession Time	30:57	29:03
Third-Down Conversions	9 of 17	9 of 15
Fourth-Down Conversions	3 of 5	2 of 2
Red-Zone Scores-Chances	3 of 4	6 of 6

Rushing: NEVADA - JACKSON, D. 28-121; FAJARDO, C. 11-100; BUTLER, J. 4-2. Air Force - Pearson, K. 16-109; Davern, S. 21-97; Owens, J. 16-66; Johnson, D.J. 6-41.

Passing: NEVADA - FAJARDO, C. 24-36-1. Air Force - Pearson, K. 11-15-0.

Receiving: NEVADA - TURNER, R. 6-43; HENDERSON, H. 5-74; RICHARDSON, J. 5-56; GIPSON, J. 3-36; BROCK, K. 2-40. Air Force - Robinette, J. 4-36; Brown, G. 3-49; Griffin, G. 1-18; Hendricks, M. 1-18.

Interceptions: Nevada - none. Air Force - Steelhammer, W. 1-0.

Fumbles: Nevada - none. Air Force - Rushing, D. 1-0.

COLORADO SPRINGS, Colo. (AP) - In a game that featured five ties, Air Force (8-2, 4-2) denied Nevada's (6-4, 3-3) fourth straight comeback bid to escape with a 45-38 victory in overtime in Falcon Stadium.

Don Jackson ran for 123 yards and a career-high three touchdowns while Cody Fajardo passed for 275 yards and ran for another 100. The Wolf Pack offense accounted for 498 yards and pulled level each time Air Force took a lead in regulation.

Nevada took its first lead on a 21-yard touchdown pass to Jerico Richardson with 7:03 left on the clock, but had to scramble to force overtime with a last-minute field goal to tie the game at 38-38 with 73 seconds left.

The Falcons started with the ball in the first overtime period, scoring a touchdown in six plays after recovering a fumble forced by Rykeem Yates. Nevada faced 4th-and-7 on its first OT drive and Fajardo's attempted pass to Richy Turner sailed high.

Nevada fell to 4-6 all-time in overtime games due to an Air Force offense that grinded out 342 yards on the ground. Junior linebacker Jordan Dobrich made a career-high 16 tackles in the loss.

Air Force held a 28-27 advantage in first downs, while Nevada held an 81-80 advantage in total offensive plays.

Nevada outgained Air Force, 498-471.

- INTRO
- TEAM INFO
- PLAYERS
- COACHES & STAFF
- STATISTICS**
- RECORD BOOK
- HISTORY
- UNIVERSITY



Game Recaps

Game 11

Fresno State 40, Nevada 20

Nov. 22, 2014; Mackay Stadium (Reno, Nev.)

Attendance: 21,446



Score by quarters	1	2	3	4	Score	Record
Fresno State	7	21	10	2	40	5-6
Nevada	7	13	0	0	20	6-5

Scoring summary

Team	Qtr	Time	Scoring
FS	1	03:29	Harper, J. 19-yd. pass from Burrell, B.
NEV	1	02:56	FAJARDO, C. 55-yd. run
NEV	2	14:01	FAJARDO, C. 60-yd. run
FS	2	12:23	Peck, A. 13-yd. pass from Burrell, B.
FS	2	09:06	Watson, G. 30-yd. pass from Burrell, B.
NEV	2	02:06	JACKSON, D. 14-yd. pass from FAJARDO, C.
FS	2	00:32	Burrell, B. 1-yd. rin
FS	3	13:04	Peck, A. 26-yd. pass from Burrell, B.
FS	3	09:29	Kroening, K. 32-yd. field goal
FS	4	10:21	TEAM safety

Conversion	Drive	TOP	A	H
Kroening, K. kick	4-32	1:30	7	0
ZUZO, B. kick	2-75	0:33	7	7
ZUZO, B. kick	7-82	2:41	7	14
Kroening, K. kick	7-81	1:34	14	14
Kroening, K. kick	5-51	1:48	21	14
ZUZO, B. kick failed	3-14	0:55	21	20
Kroening, K. kick	8-55	1:17	28	20
Kroening, K. kick	5-44	1:46	35	20
--	4-5	0:27	38	20
--	--	--	40	20

	FS	NEV
FIRST DOWNS	29	13
RUSHES-YARDS (NET)	52-238	38-227
PASSING YARDS (NET)	313	126
Passes Comp--Att-Int	25-47-1	11-24-1
TOTAL OFFENSE PLAYS-YDS	99-551	62-353
Fumble Returns-Yards	0-0	1-5
Punt Returns-Yards	1-2	1-0
Kickoff Returns-Yards	3-47	2-35
Interception Returns-Yards	1-11	1-29
Punts (Number-Avg.)	5-42.4	6-40.7
Fumbles-Lost	2-1	3-3
Possession Time	35:30	24:30
Third-Down Conversions	6 of 19	4 of 14
Fourth-Down Conversions	1 of 4	0 of 2
Red-Zone Scores-Chances	4-5	1-1

Rushing: NEVADA - FAJARDO, C. 22-165; BUTLER, J. 10-34; JACKSON, D. 5-30. Fresno State - Quezada, J. 24-119; Burrell, B. 14-56; Waller, M. 6-46; Thomas, T.J. 5-21.

Passing: NEVADA - FAJARDO, C. 11-24-1; Fresno State - Burrell, B. 25-46-1; Connette, B. 0-1-0.

Receiving: NEVADA - RICHARDSON, J. 4-30; JACKSON, D. 3-35; BROCK, K. 2-12; TURNER, R. 1-34; GIPSON, J. 1-5. Fresno State - Quezada, J. 7-58; Harper, J. 6-65; Watson, G. 4-89; Peck, A. 4-71; Hawdaway, D. 3-25; Olsen, C. 1-5.

Interceptions: NEVADA - JONES, L. 1-29; Fresno State - Mickelsen, K. 1-11.

Fumbles: NEVADA - FAJARDO, C. 1-1; TURNER, R. 1-1; RICHARDSON, J. 1-1; Fresno State - Root, D. 1-0.

RENO, Nev. - Cody Fajardo ran for scores of 55 and 60 yards and finished with a season-high 165 yards on the ground, but Fresno State (5-6, 4-3) spoiled Nevada's (6-5, 3-4) senior night with a 40-20 victory on Nov. 22, 2014, at Mackay Stadium

Fajardo's second touchdown run - a season-long rush for the Wolf Pack - put Nevada ahead 14-7 early in the second quarter. The Bulldogs responded and scored a touchdown with 32 seconds remaining to take a 28-20 lead into halftime.

Fresno State took control in the second half and outscored Nevada, who entered the game as the nation's best fourth quarter team, by a 12-0 margin.

Fresno State's Brian Burrell completed 25 passes for 313 yards and four touchdowns while rushing for another, posting his finest performance of the season to lead Fresno State.

Nevada accounted for 227 yards on the ground to tally its third-straight 200-yard effort. The Bulldogs limited Nevada to just 126 yards passing and 4-of-14 on third down to pull away.

The Wolf Pack entered the game ranking second in the conference in turnover margin before losing three fumbles and being intercepted once by Fresno State. The Bulldogs turned four Nevada turnovers into 24 points.

Junior LB Jordan Dobrich led Nevada with 13 tackles.



Game 12

Nevada 49, UNLV 27

Nov. 29, 2014; Sam Boyd Stadium (Las Vegas, Nev.)

Attendance: 20,151



Score by quarters	1	2	3	4	Score	Record
Nevada	7	7	21	14	49	7-5
UNLV	7	10	3	7	27	2-11

Scoring summary

Team	Qtr	Time	Scoring	Conversion	Drive	TOP	A	H
NEV	1	08:25	FAJARDO, C. 25-yd. run	ZUZO, B. kick	7-80	3:21	7	0
UNLV	1	04:52	Davis, D. 3-yd. pass from Decker, B.	Leiva, J. kick	10-75	3:33	7	7
UNLV	2	10:33	Boyd, D. 24-yd. pass from Decker, B.	Leiva, J. kick	3-47	0:53	7	14
UNLV	2	07:31	Leiva, J. 44-yd. field goal	--	8-22	2:15	7	17
NEV	2	01:31	TURNER, R. 18-yd. pass from FAJARDO, C.	ZUZO, B. kick	7-52	3:00	14	17
NEV	3	09:33	RICHARDSON, J. 12-yd. pass from FAJARDO, C.	ZUZO, B. kick	11-87	5:24	21	17
UNLV	3	07:00	Leiva, J. 23-yd. field goal	--	8-46	2:25	21	20
NEV	3	05:08	BROCK, K. 3-yd. pass from FAJARDO, C.	ZUZO, B. kick	5-74	1:44	28	20
NEV	3	04:15	JONES, L. 32-yd. interception return	ZUZO, B. kick	--	--	35	20
NEV	4	11:47	RICHARDSON, J. 4-yd. run	ZUZO, B. kick	2-17	1:11	42	20
NEV	4	06:51	COMBS, D. 5-yd. run	ZUZO, B. kick	6-56	3:31	49	20
UNLV	4	05:37	Murray-Lawrence 12-yd. run	Leiva, J. kick	5-71	1:07	49	27

	NEV	UNLV
FIRST DOWNS	21	25
RUSHES-YARDS (NET)	53-408	36-205
PASSING YARDS (NET)	46	171
Passes Comp--Att-Int	5-13-1	21-39-3
TOTAL OFFENSE PLAYS-YDS	66-454	75-376
Fumble Returns-Yards	0-0	0-0
Punt Returns-Yards	2-21	4-21
Kickoff Returns-Yards	5-92	4-122
Interception Returns-Yards	3-32-1	1-11
Punts (Number-Avg.)	5-42.4	5-42.4
Fumbles-Lost	1-0	1-1
Possession Time	33:39	26:21
Third-Down Conversions	3 of 11	2 of 13
Fourth-Down Conversions	1 of 1	2 of 2
Red-Zone Scores-Chances	5-5	3-4

Rushing: NEVADA - FAJARDO, C. 13-143; JACKSON, D. 22-132; BUTLER, J. 11-116; McLaurin, N. 5-12; COMBS, D. 1-5; UNLV - Murray-Lawrence 21-135; Decker, N. 9-50; Whitley, K. 3-13; Sullivan, M. 3-7.

Passing: NEVADA - FAJARDO, C. 5-13-1; UNLV - Decker, B. 21-39-3.

Receiving: NEVADA - BROCK, K. 2-8; TURNER, R. 1-18; RICHARDSON, J. 1-12; JACKSON, D. 1-8. UNLV - Barnhill, T. 5-26; Boyd, D. 4-61; Mataele, M. 3-33; Murray-Lawrence 3-14; Phillips, J. 2-12; Sullivan, M. 1-17.

Interceptions: NEVADA - JONES, L. 1-32; GARRETT, C. 1-0; HAIKINS, N. 1-0. UNLV - Keys, K. 1-11.

Fumbles: NEVADA - BUTLER, J. 1-0. UNLV - Mitchell, J. 1-1.

LAS VEGAS (AP) - Cody Fajardo rushed for 143 yards and a touchdown, while throwing for three additional scores, to lead Nevada to a 49-27 win over in-state rival UNLV in the Battle for the Fremont Cannon on Saturday, Nov. 29.

It marked the first time since Nov. 6, 2010, that Nevada had three players rush for over 100 yards in the same game. Nevada closed the regular season by rushing for over 200 yards in five straight games.

Trailing 17-14 at halftime, Nevada (7-5, 4-4 Mountain West) outscored the Rebels 21-3 in the third quarter en route to a 35-10 second half to pull away for the win.

Nevada led 21-20 late in the third before Kendall Brock scored his first touchdown of the season on a three-yard reception. On the following drive, Nevada's Lenny Jones intercepted a Blake Decker pass and returned in 32 yards for a score, giving Nevada a 35-20 lead.

Nevada ran the ball 53 times for 408 yards, marking its highest rushing output since 418 against Northwestern State on Sept. 15, 2012. Fajardo (143), junior Don Jackson (132) and freshman James Butler (116) each broke 100-yards rushing to lead the Wolf Pack past the Rebels.

Senior Devin Combs capped Nevada's win with a five-yard touchdown rush in his first appearance of the season.

- INTRO
- TEAM INFO
- PLAYERS
- COACHES & STAFF
- STATISTICS**
- RECORD BOOK
- HISTORY
- UNIVERSITY



Game Recaps

R+L Carriers New Orleans Bowl
Louisiana-Lafayette 16, Nevada 3
Dec. 20, 2014; Mercedes-Benz Superdome (New Orleans, La.)
Attendance: 20,151



Score by quarters	1	2	3	4	Score	Record
Nevada	0	3	0	0	3	7-6
Louisiana-Lafayette	10	0	0	6	16	9-4

Scoring summary

Team	Qtr	Time	Scoring	Conversion	Drive	TOP	A	H
ULL	1	11:26	Bates, C.J. 17-yd. pass from Broadway, T.	Stover, H. kick	8-77	3:34	0	7
ULL	1	02:55	Stover, H. 46-yd. field goal	--	13-60	6:58	0	10
NEV	2	02:42	ZUZO, B. 21-yd. field goal	--	8-23	3:20	3	10
ULL	4	11:51	Stover, H. 30-yd. field goal	--	15-77	7:25	3	13
ULL	4	04:46	Stover, H. 35-yd. field goal	--	9-47	4:15	3	16

	NEV	ULL
FIRST DOWNS	13	26
RUSHES-YARDS (NET)	28-89	43-184
PASSING YARDS (NET)	124	227
Passes Comp--Att-Int	14-29-0	26-31-0
TOTAL OFFENSE PLAYS-YDS	57-213	74-411
Fumble Returns-Yards	0-0	0-0
Punt Returns-Yards	1-0	0-0
Kickoff Returns-Yards	0-0	2-16
Interception Returns-Yards	0-0	0-0
Punts (Number-Avg.)	5-42.0	3-35.3
Fumbles-Lost	1-1	1-1
Possession Time	23:06	36:54
Third-Down Conversions	4 of 15	6 of 14
Fourth-Down Conversions	1 of 3	0 of 1
Red-Zone Scores-Chances	1-3	3-4

Rushing: NEVADA - FAJARDO, C. 13-49; JACKSON, D. 10-25; BUTLER, J. 5-15; ULL - McGuire, E. 16-99; Harris, A. 13-70; Reed, E. 1-8; Broadway, T. 13-7.

Passing: NEVADA - FAJARDO, C. 14-29-0; ULL - Broadway, T. 26-31-0

Receiving: NEVADA - TURNER, R. 5-46; RICHARDSON, J. 3-29; BROCK, K. 3-16; DEMPS, W. 2-24; GIPSON, J. 1-9; ULL - Butler, J. 8-53; Fuselier, G. 6-50; McGuire, E. 5-54; Pettis, L. 3-30; Riles, A. 3-23; Bates, C.J. 1-17.

Interceptions: NEVADA - 0; ULL - 0.

Fumbles: NEVADA - DEMPS, W. 1-1; ULL - Broadway, T. 1-1.

NEW ORLEANS- Nevada's season came to an end in the R+L Carriers New Orleans Bowl in the first bowl game of the season as Louisiana Lafayette downed the Wolf Pack, 16-3, on Dec. 20. Nevada failed to reach the end zone for the first time in six seasons as the Cajuns led throughout in the MercedesBenz Superdome.

Louisiana Lafayette drove 77 yards in eight plays, scoring in the first drive of the game on a 17-yard pass from Terrance Broadway.

Nevada had a promising drive stall deep in ULL territory with a fumble before finally getting on the board with less than three minutes until halftime.

After receiving the ball in Cajun territory on a nine-yard punt, the Pack drove 23 yards on eight plays before Brent Zuzo split the

uprights from 21 yards for his 14th made field goal of the season.

The Ragin Cajuns added a field goal and a touchdown in the fourth quarter while Nevada went 0-for-2 on fourth down to fall short.

Cody Fajardo completed 14 passes for 124 yards while rushing for an additional 49 yards to lead Nevada. The senior quarterback became the second player in program history to reach 13,000 yards of total offense with 13,141 yards in his illustrious career, trailing only Colin Kaepernick's program record mark. Bryan Lane Jr. and Matthew Lyons each led the defense with nine tackles a piece.

The Wolf Pack concluded the season with a 7-6 overall record with the loss. Nevada has participated in a bowl game in nine of the past 10 seasons.

- INTRO
- TEAM INFO
- PLAYERS
- COACHES & STAFF
- STATISTICS**
- RECORD BOOK
- HISTORY
- UNIVERSITY

NEVADA FOOTBALL

2015 MEDIA GUIDE

NEVADA

**RECORD
BOOK**





Individual Records

Note: (bold indicates current player)

CONVENTIONAL SCORING

Career

1. Colin Kaepernick, 2007-10.....	362
Charvez Foger, 1985-88.....	362
3. Chris Lemon, 1996-99.....	336
4. Vai Taua, 2007-10.....	320
5. Cody Fajardo, 2011-14.....	264
Frank Hawkins, 1977-80.....	264
7. Luke Lippincott, 2005-09.....	234
8. Trevor Insley, 1996-99.....	212
9. Chance Kretschmer, 2001-04.....	210
10. Bryan Reeves, 1991-93.....	210

Season

1. Steffhon Jefferson, 2012.....	150
2. Vai Taua, 2010.....	132
3. Colin Kaepernick, 2010.....	120
4. Chris Lemon, 1997.....	114
5. Vai Taua, 2008.....	108
Luke Lippincott, 2007.....	108
Charvez Foger, 1985.....	108
8. Colin Kaepernick, 2009.....	104
9. Colin Kaepernick, 2008.....	102
Bryan Reeves, 1993.....	102

Single Game

1. Steffhon Jefferson v. Hawaii, 2012.....	42
2. Chance Kretschmer v. UTEP, 2001.....	36
3. Cody Fajardo v. Boise State, 2014.....	30
Mike Ball v. UNLV, 2009.....	30
Luke Lippincott v. La. Tech, 2007.....	30
Johnny Gordon v. Texas A&M-Kings., 1984.....	30
Anthony Corley v. Cent. Ark., 1982.....	30
7. M. Motley v. Stockton Motor Base, 1942.....	27
8. Cody Fajardo v. NMSU, 2011.....	24
Vai Taua, v. UNLV, 2010.....	24
Colin Kaepernick v. Idaho, 2009.....	24
Vai Taua, v. New Mexico St., 2008.....	24
Luke Lippincott v. Utah State, 2007.....	24
Chris Lemon v. New Mexico St., 1997.....	24
Chris Singleton v. E. Wash, 1991.....	24
Ray Whalen v. Furman, 1990.....	24
Lucius Floyd v. Montana State, 1986.....	24
Frank Hawkins v. Idaho, 1980.....	24
B.J. Mitchell v. Idaho, 2005.....	24

TOUCHDOWNS

Career

1. Colin Kaepernick, 2007-10.....	60
Charvez Foger, 1985-88.....	60
3. Chris Lemon, 1996-99.....	56
4. Vai Taua, 2007-10.....	53
5. Cody Fajardo, 2011-14.....	44
Frank Hawkins, 1977-80.....	44
7. Luke Lippincott, 2005-09.....	39
8. Trevor Insley, 1996-99.....	35
Bryan Reeves, 1991-93.....	35
Chance Kretschmer, 2001-04.....	35

Season

1. Steffhon Jefferson, 2012.....	25
2. Vai Taua, 2010.....	22
3. Colin Kaepernick, 2010.....	20
4. Chris Lemon, 1997.....	19
5. Vai Taua, 2008.....	18
Luke Lippincott, 2007.....	18
Charvez Foger, 1985.....	18
8. Colin Kaepernick, 2009.....	17
Colin Kaepernick, 2008.....	17
Bryan Reeves, 1993.....	17
Frank Hawkins, 1978.....	17

Single Game

1. Steffhon Jefferson v. Hawaii, 2012.....	7
2. Chance Kretschmer v. UTEP, 2001.....	6
3. Cody Fajardo v. Boise State, 2014.....	5
Mike Ball v. UNLV, 2009.....	5
Luke Lippincott v. La. Tech, 2007.....	5
Johnny Gordon v. Texas A&M-King., 1984.....	5
Anthony Corley v. C. Arkansas, 1982.....	5
7. Cody Fajardo v. NMSU, 2011.....	4
Vai Taua, v. UNLV, 2010.....	4

Colin Kaepernick v. Idaho, 2009.....	4
Vai Taua, v. New Mexico St., 2008.....	4
Luke Lippincott v. Utah State, 2007.....	4
B.J. Mitchell v. Idaho, 2005.....	4
Chris Lemon v. New Mexico St., 1997.....	4
Chris Singleton v. E. Wash, 1991.....	4
Lucius Floyd v. Montana St., 1986.....	4
Frank Hawkins v. Idaho, 1980.....	4
Marion Motley v. Stock. Motor Base, 1942.....	4

KICK SCORING

Career

1. Marty Zendejas, 1984-87.....	367
2. Brett Jaekle, 2005-08.....	361
3. Tony Zendejas, 1981-83.....	300
4. Damon Shea, 1995-1997.....	274
5. Damon Fine, 2001-04.....	213
6. Fernando Serrano, 1977-79.....	193
7. Charlie Lee, 1972-75.....	175
8. Brent Zuzo, 2013-.....	160
9. Kevin McKelvie, 1989-90.....	158
10. Bob Corley, 1947-49.....	130
10. Mike Phillips, 1998-2000.....	130

Season

1. Damon Shea, 1996.....	115
2. Anthony Martinez, 2010.....	109
3. Marty Zendejas, 1985.....	107
4. Tony Zendejas, 1983.....	106
5. Brett Jaekle, 2008.....	105
6. Tony Zendejas, 1982.....	104
7. Marty Zendejas, 1984.....	101
8. Kevin McKelvie, 1990.....	100
9. Brett Jaekle, 2007.....	99
10. Marty Zendejas, 1986.....	95

Single Game

1. Marty Zendejas v. Texas A&M-King., 1984.....	19
Tony Zendejas v. Idaho, 1983.....	19
Tony Zendejas v. Weber State, 1982.....	19
4. Marty Zendejas v. N. Arizona, 1985.....	18
5. Marty Zendejas v. Idaho State, 1984.....	17
6. Marty Zendejas v. Idaho State, 1987.....	16
Tony Zendejas v. N. Arizona, 1982.....	16
Damon Shea v. North Texas, 1996.....	16
Damon Fine v. Rice, 2001.....	16

FIELD GOALS

Career

1. Marty Zendejas, 1984-87.....	72 of 90
2. Tony Zendejas, 1981-83.....	70 of 86
3. Brett Jaekle, 2005-08.....	50 of 64
4. Damon Fine, 2001-04.....	50 of 75
5. Damon Shea, 1995-96.....	41 of 52
6. Kevin McKelvie, 1989-90.....	33 of 42
7. Fernando Serrano, 1977-79.....	29 of 54
Charlie Lee, 1972-75.....	29 of 55

Season

1. Tony Zendejas, 1982.....	26 of 33
2. Marty Zendejas, 1984.....	22 of 27
3. Kevin McKelvie, 1990.....	21 of 24
Tony Zendejas, 1981.....	21 of 24
5. Damon Shea, 1996.....	20 of 22
6. Marty Zendejas, 1985.....	19 of 24
7. Marty Zendejas, 1987.....	17 of 21
8. Brett Jaekle, 2007.....	16 of 21
9. Damon Fine, 2001.....	15 of 23
10. Brent Zuzo, 2014.....	14 of 18
Brett Jaekle, 2008.....	14 of 17
Marty Zendejas, 1986.....	14 of 18

Single Game

1. Tony Zendejas v. Weber State, 1982.....	5 of 5
Marty Zendejas v. Idaho State, 1984.....	5 of 5
Marty Zendejas v. N. Arizona, 1985.....	5 of 5
Damon Fine v. Rice, 2001.....	5 of 5
5. Tony Zendejas v. Idaho, 1983.....	5 of 6
6. Tony Zendejas v. N. Arizona, 1982.....	5 of 7
7. Kevin McKelvie v. E. Wash, 1990.....	4 of 4
Charlie Lee v. CS Northridge, 1974.....	4 of 4
Marty Zendejas v. Idaho St., 1987.....	4 of 4

Brett Jaekle v. Miami, 2006.....	4 of 4
----------------------------------	--------

POINTS AFTER TOUCHDOWNS

Career

1. Brett Jaekle, 2005-08.....	211 of 221
2. Marty Zendejas, 1984-87.....	169 of 171
3. Damon Shea, 1995-1997.....	157 of 163
4. Damon Fine, 2001-04.....	129 of 141
5. Fernando Serrano, 1977-79.....	106 of 125
6. Bob Corley, 1947-49.....	97 of 136
7. Tony Zendejas, 1981-83.....	90 of 94
8. Charlie Lee, 1972-75.....	88 of 97
9. Anthony Martinez, 2010.....	84 of 86

Season

1. Anthony Martinez, 2010.....	76 of 77
2. Brett Jaekle, 2008.....	63 of 63
3. Damon Shea, 1995.....	61 of 63
4. Ricky Drake, 2009.....	60 of 64
5. Rick Schwendinger, 1991.....	57 of 62
6. Allen Hardison.....	56 of 57
7. Damon Shea, 1995.....	55 of 56
8. Marty Zendejas, 1986.....	53 of 54
9. Brett Jaekle, 2007.....	51 of 54
10. Marty Zendejas, 1985.....	50 of 54

Single Game

1. Ricky Drake v. Idaho, 2009.....	10 of 10
2. Anthony Martinez v. Idaho, 2010.....	9 of 9
Ricky Drake v. UNLV, 2009.....	9 of 9
Mike Phillips v. Cal Poly, 1998.....	9 of 9
Damon Shea v. New Mexico St., 1996.....	9 of 9
Damon Shea v. Kent, 1996.....	9 of 9
Phillip Stamper v. Tex. Southern, 1993.....	9 of 9
Fernando Serrano v. W. Wash., 1978.....	9 of 9
Allen Hardison v. Hawaii, 2012.....	9 of 10
Fernando Serrano v. Sac. St., 1977.....	9 of 10

TOTAL OFFENSE

Career

1. Colin Kaepernick, 2007-10.....	14,210
2. Cody Fajardo, 2011-2014.....	13,141
3. David Neill, 1998-0111.....	11,145
4. Eric Beavers, 1983-86.....	9,028
5. Fred Gatlin, 1989-92.....	8,568
6. Jeff Rowe, 2002-2006.....	8,423
7. Chris Vargas, 1990-93.....	8,181
8. Mike Maxwell, 1993-95.....	7,129
9. John Dutton, 1996-97.....	6,216
10. Jeff Tisdell, 1974-77.....	6,050

Season

1. Chris Vargas, 1993.....	4,332
2. Colin Kaepernick, 2010.....	4,228
3. Colin Kaepernick, 2008.....	3,979
4. Cody Fajardo, 2012.....	3,907
5. Mike Maxwell, 1995.....	3,623
6. David Neill, 1999.....	3,611
7. Cody Fajardo, 2014.....	3,544
8. Zack Threadgill, 2002.....	3,534
9. John Dutton, 1997.....	3,522
10. Mike Maxwell, 1994.....	3,498

Single Game

1. David Neill v. New Mexico St., 1998.....	582
2. John Dutton v. Boise State, 1997.....	568
3. Mike Maxwell v. UNLV, 1995.....	543
4. Mike Maxwell v. La. Tech, 1995.....	540
5. Chris Vargas v. UNLV, 1993.....	537
6. David Neill v. San Jose State, 2001.....	507
Chris Vargas v. Utah State, 1993.....	507
8. Chris Vargas v. San Jose State, 1993.....	501
9. David Neill v. Idaho, 1998.....	498
10. Eric Bennett v. San Jose State, 1995.....	494

RUSHING YARDS

Career

1. Frank Hawkins, 1977-80.....	5,333
2. Vai Taua, 2007-10.....	4,588
3. Charvez Foger, 1985-88.....	4,484
4. Chris Lemon, 1996-99.....	4,246
5. Colin Kaepernick, 2007-10.....	4,112

INTRO

TEAM INFO

PLAYERS

COACHES & STAFF

STATISTICS

RECORD BOOK

HISTORY

UNIVERSITY



6. Chance Kretschmer, 2001-04.....	3,782
7. Cody Fajardo, 2011-2014.....	3,482
8. Luke Lippincott, 2005-09.....	3,014
9. Anthony Corley, 1980-83.....	2,677
10. John Vicari, 1977-80.....	2,539

Season (1,000-yard rushers)

1. Steffphon Jefferson, 2012.....	1,883
2. Chance Kretschmer, 2001.....	1,732
3. Frank Hawkins, 1980.....	1,719
4. Frank Hawkins, 1979.....	1,683
5. Vai Taua, 2010.....	1,610
6. Vai Taua, 2008.....	1,521
7. Frank Hawkins, 1978.....	1,445
8. Luke Lippincott, 2007.....	1,420
9. B.J. Mitchell, 2005.....	1,399
10. Vai Taua, 2009^.....	1,345
11. Charvez Foger, 1988.....	1,287
12. Charvez Foger, 1985.....	1,241
13. Anthony Corley, 1982.....	1,222
14. Colin Kaepernick, 2010*.....	1,206
15. Colin Kaepernick, 2009^.....	1,183
16. Chris Lemon, 1999.....	1,170
17. Chance Kretschmer, 2003.....	1,162
18. Chris Lemon, 1998.....	1,154
19. Colin Kaepernick, 2008.....	1,130
20. Wayne Ferguson, 1977.....	1,128
21. Cody Fajardo, 2012.....	1,121
22. Matt Milton, 2002.....	1,108
23. Otto Kelly, 1983.....	1,090
24. Marcellus Chrison, 1994.....	1,076
25. Lucius Floyd, 1986.....	1,066
26. Chris Lemon, 1997.....	1,055
27. Kin Minor, 1995.....	1,052
28. Cody Fajardo, 2014.....	1,046
29. Luke Lippincott, 2009^.....	1,034
30. Anthony Corley, 1983.....	1,006

* - Most by a quarterback.

^ - Only team in NCAA history to have three 1,000-yard rushers in the same season.

Single Game (200-yard rushers)

1. Chance Kretschmer v. UTEP, 2001.....	327
2. Lucius Floyd v. Montana State, 1986.....	305
3. Frank Hawkins v. S.F. State, 1978.....	293
4. Anthony Corley v. Weber State, 1982.....	274
5. Frank Hawkins v. Idaho, 1980.....	268
6. Vai Taua v. Fresno State, 2008.....	263
7. Otto Kelly v. Idaho, 1983.....	252
8. Steffphon Jefferson v. N'western St., 2012..	247
9. Chance Kretschmer v. La. Tech, 2001.....	242
10. Luke Lippincott, v. Utah St., 2007.....	241
11. Colin Kaepernick v. UNLV, 2008.....	240
12. Colin Kaepernick v. Idaho, 2009.....	230
13. Earnie O'Leary v. S.F. State, 1973.....	226
14. Frank Hawkins v. Idaho, 1979.....	217
15. Charvez Foger v. Idaho State, 1988.....	206
16. Frank Hawkins v. Montana, 1980.....	202
17. Frank Hawkins v. Weber State, 1979.....	201

RUSHING ATTEMPTS

Career

1. Frank Hawkins, 1977-80.....	947
2. Chris Lemon, 1996-99.....	904
3. Chance Kretschmer, 2001-2004.....	873
4. Charvez Foger, 1985-88.....	866
5. Vai Taua, 2007-10.....	711
6. Cody Fajardo 2011-2014.....	636
7. Colin Kaepernick, 2007-10.....	600
8. Anthony Corley, 1980-83.....	554
9. John Vicari, 1977-80.....	539
10. Luke Lippincott, 2005-09.....	512

Season

1. Steffphon Jefferson, 2012.....	375
2. Frank Hawkins, 1980.....	307
3. Chance Kretschmer, 2001*.....	302
4. Charvez Foger, 1988.....	298
5. Frank Hawkins, 1979.....	293
6. Vai Taua, 2010.....	284
7. Luke Lippincott, 2007.....	267
8. B.J. Mitchell, 2005.....	261
9. Frank Hawkins, 1978.....	259

10. Chris Lemon, 1998.....	253
----------------------------	-----

*NCAA freshman record

Single Game

1. Chance Kretschmer v. UTEP, 2001.....	45
2. Chris Lemon v. UNLV, 1998.....	44
Ray Whalen v. Boise State, 1990.....	44
4. Charvez Foger v. Idaho State, 1988.....	43
5. Cody Fajardo v. NMSU, 2011.....	40
Steffphon Jefferson v. Texas St., 2012.....	40
Anthony Corley v. Pacific, 1983.....	40
7. Anthony Corley v. Weber State, 1982.....	39
8. Charvez Foger v. Weber State, 1988.....	38
9. Ray Whalen v. Weber State, 1990.....	37
10. Luke Lippincott, 2007.....	36
Earnie O'Leary v. S.F. State, 1973.....	36

RUSHING TOUCHDOWNS

Career

1. Colin Kaepernick, 2007-10*.....	59
2. Chris Lemon, 1996-99.....	53
3. Charvez Foger, 1985-88.....	52
4. Vai Taua, 2007-10.....	45
5. Cody Fajardo 2011-14.....	44
6. Frank Hawkins, 1977-80.....	39
7. Chance Kretschmer, 2001-04.....	35
8. Luke Lippincott, 2005-09.....	34
9. Steffphon Jefferson, 2010-12.....	30
10. Earnie O'Leary, 1970-73.....	25
B.J. Mitchell, 2002-05.....	25

*NCAA quarterback record

Season

1. Steffphon Jefferson, 2012.....	24
2. Colin Kaepernick, 2010.....	20
3. Vai Taua, 2010.....	19
Chris Lemon, 1997.....	19
5. Colin Kaepernick, 2008.....	17
6. Colin Kaepernick, 2009.....	16
7. Vai Taua, 2008.....	15
Luke Lippincott, 2007.....	15
Chance Kretschmer, 2001.....	15
Frank Hawkins, 1978.....	15

Single Game

1. Steffphon Jefferson v. Hawai'i.....	6
Chance Kretschmer v. UTEP, 2001.....	6
3. Mike Ball v. UNLV, 2009.....	5
4. Johnny Gordon v. Texas A&M-Kings., 1984.....	5
5. Colin Kaepernick v. Idaho, 2009.....	4
5. Cody Fajardo v. NMSU, 2011.....	4
Luke Lippincott v. La. Tech, 2007.....	4
Luke Lippincott v. Boise St., 2007.....	4
Chris Lemon v. New Mexico State, 1997.....	4
Ray Whalen v. Furman, 1990.....	4
Lucius Floyd v. Montana State, 1986.....	4
Frank Hawkins v. Idaho, 1980.....	4
B.J. Mitchell v. Idaho, 2005.....	4

PASSING YARDS

Career

1. David Neill, 1998-2001.....	10,901
2. Colin Kaepernick, 2007-10.....	10,098
3. Cody Fajardo, 2011-2014.....	9,659
4. Eric Beavers, 1983-86.....	8,629
5. Fred Gatlin, 1989-92.....	8,312
6. Chris Vargas, 1990-93.....	8,130
7. Jeff Rowe, 2002-2006.....	7,862
8. Mike Maxwell, 1993-95.....	7,256
9. John Dutton, 1996-97.....	6,276
10. Jeff Tisdell, 1974-77.....	6,098

Season

1. Chris Vargas, 1993.....	4,265
2. Mike Maxwell, 1995.....	3,611
3. Mike Maxwell, 1994.....	3,537
4. John Dutton, 1997.....	3,526
5. Zack Threadgill, 2002.....	3,418
6. David Neill, 1999.....	3,402
7. David Neill, 1998.....	3,249
8. Colin Kaepernick, 2010.....	3,022
9. Jeff Rowe, 2005.....	2,925

10. Colin Kaepernick, 2008.....	2,849
---------------------------------	-------

Single Game (450+ Games)

1. David Neill v. New Mexico State, 1998.....	611
2. John Dutton v. Boise State, 1997.....	557
3. Mike Maxwell v. UNLV, 1995.....	552
4. Chris Vargas v. UNLV, 1993.....	538
5. Mike Maxwell v. La. Tech, 1995.....	535
6. Chris Vargas v. Utah State, 1993.....	518
7. Eric Bennett v. San Jose State, 1995.....	492
8. David Neill v. Idaho, 1998.....	480
9. David Neill v. San Jose State, 2001.....	474
10. John Dutton v. Idaho, 1997.....	470
11. Chris Vargas v. McNeese State, 1992.....	466
12. John Dutton v. North Texas, 1997.....	460
13. Chris Vargas v. San Jose State, 1993.....	457
14. Chris Vargas v. Weber State, 1993.....	451

PASSING TOUCHDOWNS

Career

1. Colin Kaepernick, 2007-10.....	82
2. Eric Beavers, 1983-86.....	78
3. David Neill, 1998-2001.....	73
4. Fred Gatlin, 1989-92.....	63
5. Mike Maxwell, 1993-95.....	62
6. Chris Vargas, 1990-93.....	60
7. Jeff Tisdell, 1974-77.....	59
8. Cody Fajardo, 2011-14.....	57
9. Jeff Rowe, 2002-2006.....	54
10. John Dutton, 1996-97.....	42

Season

1. Chris Vargas, 1993.....	34
2. Mike Maxwell, 1995.....	33
3. David Neill, 1998.....	29
Mike Maxwell, 1994.....	29
5. Eric Beavers, 1985.....	27
6. Zack Threagill, 2002.....	26
Jeff Tisdell, 1976.....	26
8. Eric Beavers, 1986.....	25
Jeff Tisdell, 1977.....	25
10. Colin Kaepernick, 2008.....	22
John Dutton, 1996.....	22
Stan Heath, 1948.....	22

Single Game

1. Mike Maxwell v. UNLV, 1995.....	7
Mike Maxwell v. La.-Monroe, 1995.....	7
Chris Vargas v. UNLV, 1993.....	7
4. David Neill v. Idaho, 1998.....	5
John Dutton v. Boise State, 1997.....	5
John Dutton v. Arkansas State, 1996.....	5
Mike Maxwell v. La. Tech, 1995.....	5
Chris Vargas v. Utah State, 1992 (2nd half).....	5
Fred Gatlin v. Western Illinois, 1990.....	5
Fred Gatlin v. N. Arizona, 1989.....	5
Larry Workman v. South Dakota, 1978.....	5
Stan Heath v. Oklahoma City, 1948.....	5
Colin Kaepernick v. Idaho, 2010.....	5

PASSING COMPLETIONS

Career

1. Cody Fajardo, 2011-2014.....	878
2. David Neill, 1998-2001.....	763
3. Colin Kaepernick, 2007-10.....	740
4. Jeff Rowe, 2002-2006.....	682
5. Eric Beavers, 1983-86.....	642
6. Chris Vargas, 1990-93.....	625
7. Fred Gatlin, 1989-92.....	613
8. Mike Maxwell, 1993-95.....	560
9. John Dutton, 1996-97.....	447
10. Jeff Tisdell, 1974-77.....	394

Season

1. Chris Vargas, 1993.....	331
2. Mike Maxwell, 1995.....	277
3. Zack Threadgill, 2002.....	275
4. Mike Maxwell, 1994.....	271
5. David Neill, 1999.....	247
6. Cody Fajardo, 2012.....	246
7. Cody Fajardo, 2013.....	243

INTRO

TEAM INFO

PLAYERS

COACHES
& STAFF

STATISTICS

**RECORD
BOOK**

HISTORY

UNIVERSITY



Individual Records

Note: (bold indicates current player)

- 8. Jeff Rowe, 2005.....241
- 9. Cody Fajardo, 2014.....239
- 10. Colin Kaepernick, 2010.....233

Single Game

- 1. Chris Vargas v. McNeese State, 1992.....43
- 2. Mike Maxwell v. UNLV, 1995.....41
- 3. Cody Fajardo v. Air Force, 2013.....38
- Mike Maxwell v. Toledo, 1995.....38
- 5. Chris Vargas v. Weber State, 1993.....37
- 6. Mike Maxwell v. San Diego State, 1995.....36
- Chris Vargas v. Arkansas State, 1993.....36
- Chris Vargas v. N. Illinois, 1993.....36
- 9. David Neill v. Colorado State, 1999.....35
- Mike Maxwell v. La. Tech, 1995.....35
- Mike Maxwell v. La.-Monroe, 1995.....35
- Chris Vargas v. San Jose State, 1993.....35

PASSING ATTEMPTS

Career

- 1. David Neill, 1998-2001.....1,374
- 2. Cody Fajardo, 2011-2014.....1,348
- 3. Colin Kaepernick, 2007-10.....1,271
- 4. Jeff Rowe, 2002-2006.....1,122
- 5. Fred Gatlin, 1989-92.....1,116
- 6. Eric Beavers, 1983-86.....1,095
- 7. Chris Vargas, 1990-93.....1,027
- 8. Mike Maxwell, 1993-95.....881
- 9. Jeff Tisdell, 1974-77.....776
- 10. John Dutton, 1996-97.....701

Season

- 1. Chris Vargas, 1993.....490
- 2. Zack Threadgill, 2002.....451
- 3. Mike Maxwell, 1994.....447
- 4. David Neill, 1999.....423
- 5. Mike Maxwell, 1995.....409
- 6. Cody Fajardo, 2014.....405
- 7. Jeff Rowe, 2005.....389
- 8. Colin Kaepernick, 2007.....383
- 9. Cody Fajardo, 2014.....376
- 10. Cody Fajardo, 2012.....367

Single Game

- 1. Chris Vargas v. McNeese State, 1992.....75
- 2. Mike Maxwell v. San Diego State, 1995.....61
- 3. Chris Vargas v. Weber State, 1993.....58
- 4. David Neill v. New Mexico State, 1998.....57
- Mike Maxwell v. Toledo, 1995.....57
- 6. Chris Vargas v. Utah State, 1993.....56
- 7. John Dutton v. Oregon, 1997.....55
- Mike Maxwell v. Boise State, 1994.....55
- 9. Cody Fajardo v. Air Force, 2013.....54
- Mike Maxwell v. UNLV, 1995.....54
- Chris Vargas v. Arkansas State, 1993.....54
- Zack Threadgill v. UTEP, 2002.....54

PASSING INTERCEPTIONS

Career

- 1. Fred Gatlin, 1989-92.....46
- 2. Chris Vargas, 1990-93.....42
- 3. Eric Beavers, 1983-86.....37
- 4. Jeff Tisdell, 1974-77.....34
- John Barnes, 1967-69.....34
- 6. Mike Maxwell, 1993-95.....33
- David Neill, 1998-2001.....33
- Jeff Rowe, 2002-2006.....33
- 9. Cody Fajardo, 2011-14.....29
- 10. Paul Silvia, 1970-71.....28

Season

- 1. John Barnes, 1969.....23
- 2. Chris Vargas, 1993.....18
- 3. Mike Maxwell, 1995.....17
- Zack Threadgill, 2002.....17
- 5. Chris Vargas, 1992.....16
- 6. Chris Ault, 1966.....15
- Mike Maxwell, 1994.....15
- 8. Fred Gatlin, 1991.....14
- Jim Zaccheo, 1988.....14
- Jeff Tisdell, 1976.....14
- Gene Watkins, 1972.....14

- Paul Silvia, 1971.....14
- Paul Silvia, 1970.....14

Single Game

- 1. Mike Maxwell v. San Diego State, 1995.....5
- Chris Vargas v. McNeese State, 1992.....5
- Chris Vargas v. Weber State, 1993.....5
- 4. Chris Vargas v. Wisconsin, 1993.....5
- Steve Backster v. E. Washington, 1989.....4
- John Barnes (twice).....4
- Marshall Sperbeck (three times).....4
- Jim Zaccheo v. Boise State, 1988.....4
- Eric Beavers v. Southern Illinois, 1983.....4
- Larry Worman v. Massachusetts, 1978.....4
- Jeff Rowe at Boise State, 2005.....4
- Cody Fajardo vs. Boise State, 2014.....4

RECEPTIONS

Career

- 1. Trevor Insley, 1996-99.....298
- 2. Geoff Noisy, 1995-98.....295
- 3. Brandon Wimberly, 2009-13.....261
- 4. Nate Burleson, 2000-02.....248
- 5. Bryan Reeves, 1991-93.....234
- 6. Alex Van Dyke, 1994-95.....227
- 7. Nichiren Flowers, 2002-05.....214
- 8. Caleb Spencer, 2004-06.....189
- 9. Richy Turner, 2012-14.....184
- 10. Jeff Wright, 1976-79.....175

Season

- 1. Nate Burleson, 2002.....138
- 2. Trevor Insley, 1999.....134
- 3. Alex Van Dyke, 1995.....129
- 4. Damond Wilkins, 1996.....114
- 5. Geoff Noisy, 1996.....98
- Alex Van Dyke, 1994.....98
- 7. Brandon Wimberly, 2013.....97
- 8. Geoff Noisy, 1998.....94
- 9. Rishard Matthews.....91
- Bryan Reeves, 1993.....91
- Nichiren Flowers, 2004.....91

Single Game

- 1. Nate Burleson v. UTEP, 2002.....19
- 2. Geoff Noisy v. Arkansas State, 1996.....18
- Geoff Noisy v. Oregon, 1997.....18
- Alex Van Dyke v. UNLV, 1995.....18
- Alex Van Dyke v. Toledo, 1995.....18
- 6. Trevor Insley v. Colorado State, 1999.....17
- 7. Alex Van Dyke v. La. Tech, 1995.....16
- Bryan Reeves v. CS Fullerton, 1992.....16
- 9. Brandon Wimberly v. Air Force.....15
- Alex Van Dyke v. La.-Monroe, 1995.....15
- Alex Van Dyke vs Fresno State, 1994.....15
- Bryan Reeves v. San Jose State, 1992.....15
- Ross Ortega v. Furman, 1990.....15

RECEIVING YARDS

Career (1,500+ Yards)

- 1. Trevor Insley, 1996-99.....5,005
- 2. Geoff Noisy, 1995-98.....4,249
- 3. Bryan Reeves, 1991-93.....3,408
- 4. Nate Burleson, 1999-02.....3,287
- 5. Alex Van Dyke, 1994-95.....3,100
- 6. Brandon Wimberly, 2009-.....3,049
- 7. Jeff Wright, 1976-79.....3,034
- 8. Tony Logan, 1985-88.....2,922
- 9. Marko Mitchell, 2006-08.....2,763
- 10. Nichiren Flowers, 2002-05.....2,648
- 11. Bryan Calder, 1984-86.....2,559
- 12. Rishard Matthews, 2010-11.....2,243
- 13. Caleb Spencer, 2004-2006.....2,214
- 14. Richy Turner, 2012-14.....2,094
- 15. Mike Senior, 1991-94.....2,074
- 16. Damond Wilkins, 1995-96.....1,873
- 17. Treاملة Taylor, 1989-90.....1,845
- 18. Tim Fleming, 2000-03.....1,749
- 19. Michael Stephens, 1992-93.....1,699

Season (1,000+ Yards)

- 1. Trevor Insley, 1999.....2,060
- 2. Alex Van Dyke, 1995.....1,854
- 3. Nate Burleson, 2002.....1,629
- 4. Geoff Noisy, 1996.....1,435
- 5. Geoff Noisy, 1998.....1,405
- 6. Rishard Matthews, 2011.....1,364
- 7. Alex Van Dyke, 1994.....1,246
- 8. Bryan Reeves, 1993.....1,228
- 9. Trevor Insley, 1998.....1,220
- 10. Geoff Noisy, 1997.....1,184
- 11. Trevor Insley, 1997.....1,151
- 12. Marko Mitchell, 2008.....1,141
- 13. Marko Mitchell, 2007.....1,129
- 14. Nichiren Flowers, 2004.....1,126
- 15. Damond Wilkins, 1996.....1,121
- 16. Bryan Reeves, 1992.....1,114
- 17. Tony Logan, 1987.....1,099
- 18. Tony Logan, 1988.....1,098
- 19. Michael Stephens, 1993.....1,062
- 20. Treاملة Taylor, 1989.....1,033

Single Game (200+ Yards)

- 1. Nate Burleson v. San Jose State, 2001.....326
- 2. Alex Van Dyke v. San Jose State, 1995.....314
- 3. Treاملة Taylor v. Montana, 1989.....299
- 4. Geoff Noisy v. Utah State, 1996.....296
- 5. Geoff Noisy v. New Mexico State, 1998.....283
- 6. Alex Van Dyke vs La. Tech, 1995.....272
- 7. Trevor Insley v. North Texas, 1999.....263
- 8. Geoff Noisy v. Idaho, 1998.....259
- 9. Trevor Insley v. Idaho, 1999.....254
- 10. Bryan Reeves v. Utah State, 1993.....249
- 11. Ross Ortega v. Furman, 1990.....247
- 12. Trevor Insley v. Utah State, 1999.....242
- 13. Alex Van Dyke v. UNLV, 1995.....230
- 14. Chris Singleton v. Weber State, 1991.....225
- 15. Rishard Matthews v. UNLV, 2011.....220
- 16. Trevor Insley v. Boise State, 1997.....217
- 17. Nate Burleson v. BYU, 2002.....215
- 18. Trevor Insley v. Oregon, 1999.....212
- Mike Senior v. UNLV, 1993.....212
- 20. Rishard Matthews v. Utah State, 2011.....205

RECEIVING TOUCHDOWNS

Career

- 1. Trevor Insley, 1996-99.....35
- 2. Bryan Reeves, 1990-93.....32
- 3. Tony Logan, 1985-88.....27
- Jeff Wright, 1976-79.....27
- 5. Alex Van Dyke, 1994-95.....26
- 6. Marko Mitchell, 2006-08.....22
- Nate Burleson, 1999-02.....22
- Bryan Calder, 1983-86.....22
- 9. Geoff Noisy, 1995-98.....21
- 10. Brandon Wimberly, 2009-13.....18
- Scott Threde, 1983-86.....18

Season

- 1. Bryan Reeves, 1993.....17
- 2. Alex Van Dyke, 1995.....16
- 3. Trevor Insley, 1999.....13
- 4. Nate Burleson, 2002.....12
- Steve McHenry, 1995.....12
- Tony Logan, 1987.....12
- 7. Trevor Insley, 1998.....11
- Jeff Wright, 1978.....11
- 9. Marko Mitchell, 2008.....10
- Alex Van Dyke, 1994.....10
- Bryan Reeves, 1992.....10
- Tony Logan, 1988.....10

Single Game

- 1. Chris Singleton v. E. Washington, 1991.....4
- 2. Aaron Bradley v. Idaho, 2011.....3
- Adam Bishop v. Nicholls State, 2007.....3
- Geoff Noisy v. Idaho, 1998.....3
- Alex Van Dyke v. San Jose State, 1995.....3
- Alex Van Dyke v. UNLV, 1995.....3
- Alex Van Dyke v. La. Tech, 1995.....3
- Steve McHenry v. La.-Monroe, 1995.....3
- Alex Van Dyke v. Fresno State, 1994.....3

INTRO
TEAM INFO
PLAYERS
COACHES & STAFF
STATISTICS
RECORD BOOK
HISTORY
UNIVERSITY



Alex Van Dyke v. New Mexico State, 1994.....	3
Bryan Reeves v. San Jose State, 1993.....	3
Bryan Reeves v. Utah State, 1993.....	3
Bryan Reeves v. Utah State, 1992.....	3
Treamelle Taylor v. Western Illinois, 1990.....	3
Tony Logan v. Northern Arizona, 1987.....	3
Alphonso Williams v. N. Iowa, 1982.....	3
Jeff Wright v. South Dakota, 1978.....	3
Steve Senini v. W. Montana, 1977.....	3
Tommy Kalmanir v. Oklahoma City, 1948.....	3
Tommy Kalmanir v. Santa Clara, 1946.....	3

INTERCEPTIONS

Career

1. Greg Grouwinkel, 1972-74.....	20
2. Joe Peterson, 1983-86.....	19
3. Alex Willis, 1975-78.....	18
4. Ken Byrne, 1967-70.....	17
5. Tony Shaw, 1981-83.....	17
6. Darnell Hasson, 1993-96.....	15
Patrick Hunter, 1982-85.....	15
Mike Brown, 1985-88.....	15
9. Nick Hawthorne, 2003-06.....	14
Xavier Kairy, 1989-92.....	14

Season

1. Greg Grouwinkel, 1974.....	9
Tony Shaw, 1983.....	9
3. Greg Grouwinkel, 1972.....	7
Joe Peterson, 1986.....	7
5. Darnell Hasson, 1996.....	6
William Duckett, 1991.....	6
William Duckett, 1989.....	6
Mike Brown, 1987.....	6
Bernard Ellison, 1987.....	6
Patrick Hunter, 1985.....	6
Lee Fobbs, 1979.....	6
Jim Jamison, 1966.....	6
Joe Garcia, 2006.....	6

Single Game

1. Greg Grouwinkel v. Portland State, 1974.....	4
---	---

INTERCEPTION RETURN YARDS

Career

1. Greg Grouwinkel, 1972-74.....	337
2. Nick Hawthorne, 2003-06.....	288
3. Xavier Kairy, 1989-92.....	229
4. Tony Shaw, 1981-83.....	223
5. William Duckett, 1989-92.....	208
6. Khalid Wooten, 2009-12.....	206
7. Bernard Ellison, 1986-90.....	205
8. Darnell Hasson, 1993-96.....	187
9. Tom Reed, 1967-69.....	165
10. Darnell Hasson, 1993-95.....	162

Season

1. William Duckett, 1991.....	176
2. Tony Shaw, 1983.....	151
3. Daryl McCoy, 1985.....	139
Greg Grouwinkel, 1974.....	139
Greg Grouwinkel, 1972.....	139
6. Greg Newhouse, 1973.....	126
7. Joe Peterson, 1986.....	119
8. Alex Willis, 1975.....	114
9. Tom Reed, 1967.....	102

Single Game

1. Scott Nader v. Hayward State, 1972.....	96
2. Marion Motley v. USF, 1942.....	95
3. Khalid Wooten v. NMSU, 2010.....	90
4. Daryl McCoy v. Montana State, 1985.....	87
5. Jonathon Amaya v. Nebraska, 2007.....	80
6. Steve Knapp v. Idaho, 1979.....	80
7. Khalid Wooten v. NMSU, 2010.....	78
8. William Duckett v. N. Arizona, 1991.....	70
9. Mack Carminer v. Fresno State, 1998.....	66
Tom Foster v. Westminster, 1977.....	66

KICKOFF RETURNS

Career

1. Kendall Brock, 2011-14.....	70
Mike Ball, 2009-2011.....	70
3. Paul Williams, 1975-77.....	55
3. Ronnie Hardiman, 2000-03.....	54
4. Dwayne Sanders, 2006-09.....	49
Tony Logan, 1985-88.....	49
6. Alex Van Dyke, 1994-95.....	47
7. Harry Williams, 1987.....	42
8. Chris Wellington, 2007-10.....	30
9. Alphonso Williams, 1981-83.....	29
10. Treamelle Taylor, 1989-90.....	27
Mike Smith, 1974.....	27

Season

1. Harry Williams, 1987.....	42
2. Mike Ball, 2010.....	34
3. Kendall Brock, 2012.....	31
Mike Ball, 2009.....	31
5. Kendall Brock, 2011.....	28
6. Mike Smith, 1974.....	27
Tony Logan, 1986.....	27
8. Alex Van Dyke, 1995.....	26
9. Brian Fludd, 2008.....	24
10. Chris Lemon, 1996.....	23
Paul Williams, 1977.....	23

Single Game

1. Lucius Floyd v. CS Fullerton, 1984.....	8
2. Alex Van Dyke v. Toledo, 1995.....	7
Mike Smith v. Colorado State, 1974.....	7
4. Several at.....	6

KICKOFF RETURN YARDS

Career

1. Mike Ball, 2009-11.....	1,695
2. Kendall Brock, 2011-14.....	1,503
3. Paul Williams, 1975-77.....	1,339
4. Dwayne Sanders, 2006-09.....	1,174
5. Ronnie Hardiman, 2000-03.....	1,148
6. Alex Van Dyke, 1994-95.....	1,034
7. Tony Logan, 1985-88.....	984
8. Harry Williams, 1987.....	842
9. Mike Smith, 1974.....	774
10. Del Bates, 1998-2000.....	721

Season

1. Harry Williams, 1987.....	842
2. Mike Ball, 2010.....	833
3. Mike Smith, 1974.....	774
4. Mike Ball, 2009.....	768
5. Kendall Brock, 2012.....	724
6. Tony Logan, 1986.....	665
7. Kendall Brock, 2011.....	604
8. Alex Van Dyke, 1995.....	583
9. Dwayne Sanders, 2006.....	550
10. Brian Fludd, 2008.....	530

Single Game

1. Mike Smith v. Colorado State, 1974.....	195
2. Chris Singleton v. Texas Southern, 1992.....	180
3. Treamelle Taylor v. Idaho State, 1990.....	164
4. Alex Van Dyke v. Toledo, 1995.....	162
5. Mike Ball v. Fresno St., 2010.....	160
6. Mike Ball v. Hawaii, 2010.....	148
7. Dwayne Sanders v. Boise State, 2007.....	144
8. Dwayne Sanders v. Hawaii, 2006.....	142
9. Kendall Brock v. Fresno St. 2012.....	139
10. Del Bates v. Boise State, 1998.....	129
Lucius Floyd v. CS Fullerton, 1984.....	129

KICKOFF RETURN AVERAGE

Career (Minimum 15 returns)

1. Mike Smith, 1974 (27/774).....	28.7
2. Chris Singleton, 1992 (17/497).....	25.9
3. Treamelle Taylor, 1989-90 (27/687).....	25.4
4. Paul Williams, 1975-77 (55/1,339).....	24.4
5. Mike Ball, 2009- (65-1601).....	24.2
6. Dwayne Sanders, 2006-09 (49/1,174).....	24.0
7. Jeff Jones, 1979-80 (21/475).....	22.6
8. Brian Fludd, 2007-08 (24/530).....	22.1
9. Alex Van Dyke, 1994-95 (47/1034).....	22.0

10. Art Bayer, 1965-66 (24/522).....	21.8
--------------------------------------	------

Season (Minimum 10 returns)

1. Chris Singleton, 1992 (17/497).....	29.2
2. Mike Smith, 1974 (27/774).....	28.7
3. Paul Williams, 1976 (15/420).....	28.0
4. Treamelle Taylor, 1990 (17/446).....	26.2
5. Jeff Jones, 1980 (10/260).....	26.0
6. Paul Williams, 1975 (17/438).....	25.7
7. Del Bates, 1998 (16/402).....	25.1
8. Dwayne Sanders, 2006 (22/550).....	25.0
9. Mike Ball, 2009 (31-768).....	24.8
10. Mike Ball, 2010 (34-833).....	24.5

Single Game (Minimum 2 returns)

1. Chris Singleton v. Texas Southern, 1992 (3 for 180).....	60.0
Tommy Kalmanir v. Montana State, 1946 (2 for 120).....	60.0
3. Mike Ball v. Colorado State, 2009 (2 for 98).....	49.0
4. Lucius Floyd v. Montana State, 1984 (2 for 93).....	46.5
5. Del Bates v. Boise State, 1998 (3 for 129).....	43.0

PUNT RETURNS

Career

1. Don Morgan, 1995-98.....	79
2. Bryan Reeves, 1991-93.....	77
Jeff Wright, 1976-79.....	77
4. Brian Kaskie, 1984-87.....	69
5. Bill Marioni, 1970-72.....	59
6. Treamelle Taylor, 1989-90.....	55
7. Billie Byrd, 1978,80-81.....	50
8. Rishard Matthews, 2010-11.....	48
Tim Maloy, 1976-78.....	48
10. Larry Getz, 1968-69.....	38

Season

1. Billie Byrd, 1980.....	44
2. Rishard Matthews, 2011.....	43
3. Tim Maloy, 1978.....	42
4. Don Morgan, 1996.....	36
5. Treamelle Taylor, 1990.....	35
6. Bryan Reeves, 1991.....	30
7. Jeff Wright, 1978.....	29
Tony Logan, 1988.....	29
9. Brian Kaskie, 1985.....	28
10. Bill Marioni, 1971.....	26
Brian Kaskie, 1984.....	26

Single Game

1. Tim Maloy v. South Dakota, 1978.....	9
2. Several players tied with.....	6

PUNT RETURN YARDS

Career

1. Don Morgan, 1995-98.....	771
2. Jeff Wright, 1976-79.....	737
3. Bryan Reeves, 1991-93.....	699
4. Bill Marioni, 1970-72.....	667
5. Treamelle Taylor, 1989-90.....	662
6. Brian Kaskie, 1984-87.....	586
7. Rishard Matthews, 2010-11.....	551
8. Tim Maloy, 1976-78.....	449
9. Alex Rosenblum, 2003-07.....	402
10. Billie Byrd, 1978, 80-81.....	342

Season

1. Don Morgan, 1996.....	435
2. Tim Maloy, 1978.....	392
3. Treamelle Taylor, 1990.....	388
4. Jeff Wright, 1976.....	359
5. Bill Marioni, 1970.....	347
6. Bryan Reeves, 1990.....	329
7. Billie Byrd, 1980.....	320
8. Tony Logan, 1988.....	311
9. Rishard Matthews, 2011.....	307
10. Treamelle Taylor, 1989.....	274

Single Game (100+ yards)

1. Jeff Wright v. Simon Fraser, 1976.....	136
2. Bill Marioni v. Eastern Oregon, 1970.....	117
3. Treamelle Taylor v. Idaho, 1990.....	115

INTRO

TEAM INFO

PLAYERS

COACHES
& STAFF

STATISTICS

RECORD
BOOK

HISTORY
UNIVERSITY



Individual Records

PUNT RETURN AVERAGE

Career (Minimum 15 returns)

- De'Angelo Wilson, 2005-06 (16/228)..... 14.2
- Treamelle Taylor, 1989-90 (55/662)..... 12.0
- Rishard Matthews, 2010- (25-244)..... 11.5
- Jack Byrom, 1965-67 (24/274)..... 11.4
- Bill Marioni, 1970-72 (59/667)..... 11.3
- Kevin Stanley, 2004-05 (23/257)..... 11.2
- Tony Logan, 1985-88 (30/319)..... 10.6
- Marlon McLaughlin, 2001 (19/198)..... 10.4
- Don Morgan, 1995-98 (79/771)..... 9.8
- Richy Turner, 2012-14 (18/163)..... 9.1
- Bryan Reeves, 1991-93..... 9.1

Season (Minimum 10 returns)

- De'Angelo Wilson, 2006 (16/228)..... 14.2
- Treamelle Taylor, 1989 (20/ 274)..... 13.7
- Rishard Matthews, 2011 (23/307)..... 13.3
- David Kilson, 1982 (16/206)..... 12.9
- Khalid Wooten, 2012 (19/242)..... 12.7
- Jeff Wright, 1976 (29/359)..... 12.4
- Marlon McLaughlin, 2001 (19/198)..... 10.4
- Rishard Matthews, 2010 (25/244)..... 9.8

Single Game (Minimum 2 returns)

- Rishard Matthews v. Fresno State, 2011 46.0 (2/92 yards)
- De'Angelo Wilson v. La. Tech, 2006 (3/125) 41.6
- Treamelle Taylor v. Idaho, 1990 (3/115)..... 38.3
- Marlon McLaughlin v. La. Tech, 2001 (2/75) 37.5
- Kevin Stanley v. La Tech, 2005 (2/70)..... 35.0
- Rishard Matthews v. New Mexico, 2011 46.0 (2/65 yards)
- Treamelle Taylor v. UNLV, 1989 (3/89)..... 29.7

PUNTS

Career

- Derek Jones, 2000-03..... 266
- Bret Dales, 1983-86..... 200
- David Hepppe, 1979-82..... 161
- Tom Kolesar, 1973-74..... 140
- Chris Duran, 1987-89..... 125
- Brad Langley, 2008-10..... 124
- Justin Bergendahl, 2004-05..... 117
- Jason McLean, 1995-97..... 111
- Fred Williams, 1964-65..... 107

Season

- Derek Jones, 2000..... 79
- Tom Kolesar, 1974..... 77
- Bob Howell, 1971..... 73
- Justin Bergendahl, 2004..... 63
- Derek Jones, 2002..... 63
- Tom Kolesar, 1973..... 63
- Zachary Whited, 2007..... 61
- David Hepppe, 1981..... 61
- Chase Tenpenny, 2013..... 59
- Alex Boy, 2014..... 59
- David Hepppe, 1982..... 58
- Fred Williams, 1965..... 58

Single Game

- Pat Brady v. Loyola (Cal.), 1950..... 13
- Bret Dales v. Montana State, 1984..... 11
- Justin Bergendahl v. WSU, 2005..... 10
- Derek Jones v. Colorado State, 2000..... 10
- Chase Tenpenny v. Florida State, 2013..... 9
- Jake Hurst v. Boise State, 2011..... 9
- Jake Hurst v. Southern Miss, 2011..... 9
- Brett Jaekle v. Boise State, 2008..... 9
- Zachary Whited v. New Mexico, 2007..... 9
- Bret Dales v. Pacific, 1984..... 9
- Nick Pavich v. UNLV, 1978..... 9
- Derek Jones at UNLV, 2000..... 9
- Derek Jones at Tulsa, 2000..... 9
- Derek Jones vs. TCU, 2000..... 9
- Derek Jones at BYU, 2001..... 9

PUNTING YARDS

Career

- Derek Jones, 2000-03..... 10,652
- Bret Dales, 1983-86..... 7,967
- David Hepppe, 1979-82..... 6,649
- Tom Kolesar, 1973-74..... 6,032
- Brad Langley, 2008-10..... 5,278
- Justin Bergendahl, 2004-05..... 4,691

- Chase Tenpenny, 2012-13..... 4,618
- Jason McLean, 1995-97..... 4,483
- Fred Williams, 1964-65..... 4,019
- Zachary Whited, 2006-07..... 3,933

Season

- Tom Kolesar, 1974..... 3,331
- Derek Jones, 2000..... 3,119
- Tom Kolesar, 1973..... 2,701
- Chase Tenpenny, 2013..... 2,626
- Alex Boy, 2014..... 2,404**
- Derek Jones, 2002..... 2,579
- David Hepppe, 1981..... 2,540
- Justin Bergendahl, 2004..... 2,462
- David Hepppe, 1982..... 2,460
- Fred Williams, 1965..... 2,382

Single Game

- Tom Kolesar v. Santa Clara, 1974..... 521
- Pat Brady v. Loyola (Cal.), 1950..... 455
- Justin Bergendahl v. WSU, 2005..... 421
- Derek Jones v. Colorado State, 2000..... 415
- Chase Tenpenny v. Florida State, 2013..... 413
- Jake Hurst v. Boise State, 2011..... 410
- Bret Dales v. Montana State, 1984..... 407
- Derek Jones at Tulsa, 2000..... 395
- Zachary Whited v. New Mexico, 2007..... 386
- Brett Jaekle v. Boise State, 2008..... 385

PUNTING AVERAGE

Career (Minimum 40 punts)

- Alex Boy, 2014-..... 44.3**
- Chase Tenpenny, 2012-2013..... 44.0
- Armando Avina, 1993-94..... 43.8
- Tom Kolesar, 1973-74..... 43.1
- Brad Langley, 2008-10..... 42.6
- Jake Hurst, 2008-11..... 41.5
- David Hepppe, 1979-82..... 41.3
- Jason McLean, 1995-98..... 40.4
- Justin Bergendahl, 2004-05..... 40.1
- Derek Jones, 2000-03..... 40.0
- Bret Dales, 1983-86..... 39.8

Season (Minimum 25 punts)

- Pat Brady, 1950..... 46.9
- Armando Avina, 1994..... 45.6
- Chase Tenpenny, 2013..... 44.5
- Brad Langley, 2008..... 44.1
- Alex Boy, 2014-..... 44.3**
- Chase Tenpenny, 2012..... 43.3
- Tom Kolesar, 1974..... 43.3
- Tom Kolesar, 1973..... 42.9
- Brad Langley, 2010..... 42.6
- David Hepppe, 1982..... 42.4

Single Game (Minimum 2 punts)

- Brad Langley v. BYU, 2010..... 56.0
- Bob Maher v. CS Hayward, 1967..... 56.0
- Alex Boy v. Air Force, 2014..... 55.5**
- Chase Tenpenny v. SDSU, 2013..... 55.0
- Chase Tenpenny v. UNLV, 2013..... 54.8
- Tony Madau v. Willamette, 1976..... 54.0
- Brad Langley v. Fresno St., 2009..... 53.0
- Justin Bergendahl v. UNLV, 2005..... 52.8
- Brad Langley v. E. Wash., 2010..... 52.0
- Alex Boy v. Hawai'i, 2014..... 51.3

TACKLES

Career (Unassisted-Assisted=Total)

- DeShone Myles, 1994-97..... 351-177=528
- Matt Clifton, 1988-91..... 240-148=388
- Daryl Towns, 2000-03..... 150-172=322
- Brock Marion, 1989-92..... 213-93=306
- Jorge Cordova, 2000-03..... 183-118=301
- Duke Williams, 2009-12..... 200-95=295
- James-Michael Johnson 2008-11 167-128=295
- Steve Knapp, 1978-81..... 139-153=292
- Scott Lommori, 1985-87..... 152-134=286
- John Ramatici, 1980-81..... 123-156=279

Season (Unassisted-Assisted=Total)

- John Ramatici, 1981..... 72-90=162
- DeShone Myles, 1994..... 96-42=138
- Albert Rosette, 2012..... 68-67=135
- DeShone Myles, 1995..... 87-46=133
- DeShone Myles, 1997..... 90-42=132
- Matt Clifton, 1990..... 84-44=128
- DeShone Myles, 1996..... 78-47=125
- Matt Clifton, 1989..... 74-51=125

- Scott Lommori, 1987..... 69-56=125
- John Ramatici, 1980..... 51-66=117

Single Game (Unassisted-Assisted=Total)

- Albert Rosette v. Air Force, 2012..... 10-15=25
- Dray Bell v. Air Force, 2-12..... 8-14=22
- DeShone Myles, 1995..... 13-7=20

TACKLES FOR LOSS*

Career

- Dontay Moch, 2007-10..... 63.0
- Ezra Butler, 2003-07..... 50.5
- Kevin Basped, 2007-09..... 42.5
- Jorge Cordova, 2000-03..... 42.0
- Derek Kennard, 2000-03..... 38.5
- James-Michael Johnson, 2008-11..... 37.5
- Brett Roy, 2008-11..... 35.0
- Brock Hekking, 2011-14..... 34.5
- Brandon Marshall, 2008-11..... 33.5
- J.J. Milan, 2002-04, 2006..... 30.5

Season

- Dontay Moch, 2010..... 22.0
- Dontay Moch, 2009..... 20.0
- Brett Roy, 2008-11..... 18.5
- Kevin Basped, 2008..... 18.5
- Dontay Moch, 2008..... 17.5
- Ezra Butler, 2006..... 17.5
- Derek Kennard, 2003..... 17.0
- Jorge Cordova, 2003..... 17.0
- Ezra Butler, 2005..... 15.5
- Brock Hekking, 2013..... 14.5
- Brett Roy, 2010..... 14.5

SACKS*

Career

- Jorge Cordova, 2000-03..... 31.0
- Dontay Moch, 2007-10..... 30.0
- Kevin Basped, 2007-09..... 23.5
- Brock Hekking, 2011-14..... 22.5
- Brett Roy, 2008-11..... 18.0
- Derek Kennard, 2000-03..... 18.0
- J.J. Milan, 2002-04, 2006..... 16.5
- Ezra Butler, 2004-07..... 16.5
- Charles Wilson, 2003-06..... 11.5
- Kaelin Burnett, 2008-11..... 9.5
- Craig Bailey, 2002-05..... 9.5

Season

- Dontay Moch, 2008..... 11.5
- Jorge Cordova, 2003..... 11.5
- Derek Kennard, 2003..... 10.5
- Brett Roy, 2011..... 10.0
- Kevin Basped, 2008..... 10.0
- Kevin Basped, 2009..... 9.5
- J.J. Milan, 2006..... 9.5
- Brock Hekking, 2013..... 9.0
- Ian Seau, 2014..... 8.5**
- Dontay Moch, 2010..... 8.5
- Jorge Cordova, 2002..... 8.5

* - since 2000, when the career sack record with 28.5
 NCAA began tracking as an official statistic. Henry Rolling
 and the single-season record with 15.5 (1986).
 (1983-86) holds the previous



MISCELLANEOUS

Longest Run From Scrimmage

Johnny Gordon vs. Montana State, 1984 (TD)	98
Mark Granucci vs. Boise State, 1971 (TD)	92
Mike Balentine vs. Sacramento State, 1974 (TD).....	91

Longest Touchdown Pass

Fred Gatlin-Treamelle Taylor vs. Montana, 1989.....	98
Joe Pizzo-Bryan Calder vs. Eastern Washington, 1984	98
Zack Threadgill-Nate Burleson vs. BYU, 2002	95

Longest Kickoff Return

Johnny Ohrt vs. Willamette, 1936 (TD)	105
Marion Motley vs. San Jose State, 1941 (TD)	105
Tommy Kalmanir vs. Montana State, 1946 (TD)	105

Longest Punt Return

Jeff Wright vs. Simon Fraser, 1976 (TD).....	87
James Bradshaw vs. Utah, 1921 (TD).....	86
Rishard Matthews vs. Fresno State, 2011 (TD)	86
Jack Byrom vs. UC Davis, 1967 (TD)	85

Longest Interception Return

Scott Nader vs. Cal State Hayward, 1972	96
Marion Motley vs. San Francisco, 1942 (TD)	95
Khalid Wooten vs. New Mexico State, 2010 (TD)	90
Tommy Kalmanir & Dick Trachok vs. Arizona State, 1946 (TD)	90
(Kalmanir lateral to Trachok after interception)	

Longest Field Goal (over 50 yards)

Damon Fine vs. UNLV, 2001	58
Tony Zendejas vs. Boise State, 1983	58
Tony Zendejas vs. Central Arkansas, 1981	55
Tony Zendejas vs. Cal State Fullerton, 1983.....	55
Marty Zendejas vs. Northern Arizona, 1985	54
Marty Zendejas vs. Stephen F. Austin, 1986	53
Damon Fine vs. Southern Utah, 2003	53
Kevin McKelvie vs. Northern Arizona, 1990.....	52
Tony Zendejas vs. Montana, 1982	52
Tony Zendejas vs. Idaho, 1981	52
Tony Zendejas vs. Northern Arizona, 1982.....	52
Marty Zendejas vs. Northern Arizona, 1984	52
Marty Zendejas vs. Northern Arizona, 1986	52
Tony Zendejas vs. Cal Poly SLO, 1981	51

Longest Punt

Pat Brady vs. Loyola Marymount, 1950	99*
*NCAA Division I Record	

Best Season Records

11-0.....	1978, 1986 & 1991
13-1.....	1986 (including playoffs)
13-1.....	2010



All-Purpose Career Leaders

1. Frank Hawkins	1977	1978	1979	1980	Totals
Rushing	486	1,445	1,683	1,719	5,333
Rec	136	211	123	49	519
PR	0	0	0	0	0
KOR	0	0	0	0	0
TOTAL	622	1,656	1,806	1,768	5,852

2. Trevor Insley	1996	1997	1998	1999	Totals
Rushing	0	-2	-20	5	-17
Rec	574	1,151	1,220	2,060	5,005
PR	65	6	0	111	182
KOR	51	100	0	0	151
TOTAL	690	1,255	1,200	2,176	5,321

3. Chris Lemon	1996	1997	1998	1999	Totals
Rushing	867	1,055	1,154	1,170	4,246
Rec	140	115	94	184	533
PR	0	0	0	0	0
KOR	504	35	0	0	539
TOTAL	1,511	1,205	1,248	1,354	5,318

4. Charvez Foger	1985	1986	1987	1988	Totals
Rushing	1,241	827	1,132	1,284	4,484
Rec	118	174	247	228	767
PR	0	0	0	0	0
KOR	0	0	0	0	0
TOTAL	1,359	1,001	1,379	1,512	5,251

5. Vai Taua	2007	2008	2009	2010	Totals
Rushing	112	1,521	1,345	1,610	4,588
Rec	3	243	99	226	571
PR	0	0	10	0	10
KOR	0	0	0	0	0
TOTAL	115	1,764	1,454	1,836	5,169

6. Bryan Reeves	1991	1992	1993	Totals
Rushing	1	4	3	8
Rec	932	1,114	1,362	3,408
PR	329	270	114	713
KOR	245	63	25	33
TOTAL	1,507	1,451	1,504	4,462

7. Geoff Noisy	1995	1996	1997	1998	Totals
Rushing	0	0	27	0	27
Rec	225	1,435	1,184	1,405	4,249
PR	0	0	0	0	0
KOR	0	0	0	0	0
TOTAL	225	1,435	1,211	1,405	4,276

8. Tony Logan	1985	1986	1987	1988	Totals
Rushing	0	19	0	0	19
Rec	0	703	1,099	1,098	2,900
PR	10	0	0	311	321
KOR	0	574	0	410	984
TOTAL	10	1,296	1,099	1,819	4,224

9. Alex Van Dyke	1994	1995	Totals
Rushing	1	6	7
Rec	1,246	1,854	3,100
PR	28	0	28
KOR	451	583	1,034
TOTAL	1,726	2,443	4,169

10. Colin Kaepernick	2007	2008	2009	2010	Totals
Rushing	593	1,130	1,183	1,206	4,118
Rec	0	0	6	0	6
PR	0	0	0	0	0
KOR	0	0	0	0	0
TOTAL	593	1,130	1,189	1,206	4,118

SINGLE-GAME BESTS

Player	Yards	Game
1. Alex Van Dyke	342	at Louisiana Tech, 10-21-1995
2. Alex Van Dyke	334	vs. San Jose St., 11-18-1995
3. Chance Kretschmer	327	at UTEP, 11-24-2001
4. Nate Burleson	326	at San Jose St., 11-10-2001
5. Lucius Floyd	311	vs. Montana St., 9-27-1986

SINGLE-SEASON BESTS

Player	Year	YARDS
1. Alex Van Dyke	1995	2,443
2. Trevor Insley	1999	2,176
3. Vai Taua	2010	1,836
4. Tony Logan	1988	1,819
5. Frank Hawkins	1979	1,806
6. Chance Kretschmer	2001	1,787
7. Frank Hawkins	1980	1,768
Nate Burleson	2002	1,768
9. Vai Taua	2008	1,764
10. Alex Van Dyke	1994	1,726

INTRO
TEAM INFO
PLAYERS
COACHES & STAFF
STATISTICS
RECORD BOOK
HISTORY
UNIVERSITY



PASSING

Completions

Season1993, 343
 GameUNLV (1995), 41

Attempts

Season1993, 516
 GameMcNeese State (1992), 75

Yards

Season1993, 4,373
 GameUNLV (1993), 588

Interceptions by Opponent

Season1992, 27
 GameChico State (1968); Eastern Washington (1989), 6

Touchdowns

Season1995, 39
 Game4 times - most recent vs. UNLV (1995), 7; First time vs. Oklahoma City (1948)

RUSHING

Attempts

Season1978, 640
 GameSacramento State (1977); UC Davis, 77

Yards

Season2009, 4,484
 GameNew Mexico State (2009), 574

Touchdowns

Season2010, 52
 GameCentral Arkansas (1981), 8

SCORING

Most Points

Season2010 (14 games), 574
 Gamevs. Pacific (1919), 132
 Game Avg.1919, 46.7

Fewest Points Allowed

Season1898 (5 games), 18
1919 (9 games), 32
1977 (11 games), 77

Touchdowns

Season2010, 77
 GameOklahoma City (1948), 12

Field Goals

Season1982, 26
 GameWeber State (1982), Northern Arizona (1985), 5
Northern Arizona (1982); Rice (2001), 5

Extra Points (kicking)

Season2010, 76
 GameIdaho (2009), 10

Extra Points (passing)

Season1974, 6
 GameMany, 1

Extra Points (rushing)

Season1948, 4

TOTAL OFFENSE

Total Yards

Season2010, 7,268
 GameIdaho (2010), 844

Total Plays

Season2008, 1,101
 GameFurman (1990 - 3OT), 114
Texas Southern, Utah State (1993), 94

MISCELLANEOUS

Total First Downs

Season2010, 369
 GameSacramento State (1977), 39

First Downs Rushing

Season2010, 204
 GameTexas Southern (1993), 37

First Downs Passing

Season1995, 218
 GameUNLV (1995), 31

First Downs by Penalty

Season1996, 28
 GameUtah State (1995), 7

Pass Interceptions

Season1974; 1985, 27
 GameSanta Clara (1976); Utah State (1996), 6

Penalties

Season1985, 113
 GameCal State Hayward (1969), 20

Yards Penalized

Season1976, 1,060
 GameBoise State (1974), 191

Fumbles By

Season1974, 43
 GameSacramento State (1973), 9

Fumbles Lost

Season1966, 24
 GameChico State (1969), 6

Fumbles Recovered

Season1978, 25
 GameSan Francisco State (1978), 7

PUNTING

Punts

Season1968, 83
 GameLoyola (CA) (1950), 13

Most Yards

Season1974, 3,331
 GameSanta Clara (1974), 521



100-Yard Rushers (Since 1977)

INTRO
TEAM INFO
PLAYERS
COACHES & STAFF
STATISTICS
RECORD BOOK
HISTORY
UNIVERSITY

PLAYER	ATT-YDS	OPP (DATE)	PLAYER	ATT-YDS	OPP (DATE)
Don Jackson	22-110	vs. Southern Utah (Aug. 30, 2014)	Colin Kaepernick	18-139	vs. Hawai'i (Oct. 25, 2008)
Cody Fajardo	16-100	vs. Washington State (Sept. 5, 2014)	Vai Taua	28-263	vs. Fresno State (Nov. 7, 2008)
Don Jackson	12-106	vs. San Jose State (Sept. 27, 2014)	Colin Kaepernick	17-118	vs. Fresno State (Nov. 7, 2008)
Cody Fajardo	23-133	vs. Hawai'i (Oct. 25, 2014)	Vai Taua	18-125	vs. San Jose State (Nov. 15, 2008)
Don Jackson	20-124	vs. San Diego State (Nov. 01, 2014)	Colin Kaepernick	16-147	vs. San Jose State (Nov. 15, 2008)
James Butler	15-103	vs. San Diego State (Nov. 01, 2014)	Vai Taua	23-101	vs. Maryland (Dec. 30, 2008)
Cody Fajardo	11-100	vs. Air Force (Nov. 15, 2014)			
Don Jackson	28-121	vs. Air Force (Nov. 15, 2014)	Luke Lippincott	28-141	vs. Northwestern (Sept. 8, 2007)
Cody Fajardo	22-165	vs. Fresno State (Nov. 22, 2014)	Luke Lippincott	14-127	vs. Nicholls State (Sept. 15, 2007)
Cody Fajardo	13-143	vs. UNLV (Nov. 29, 2014)	Luke Lippincott	31-187	vs. Boise State (Oct. 14, 2007)
Don Jackson	22-132	vs. UNLV (Nov. 29, 2014)	Colin Kaepernick	14-177	vs. Boise State (Oct. 14, 2007)
James Butler	11-116	vs. UNLV (Nov. 29, 2014)	Luke Lippincott	36-241	vs. Utah State (Oct. 20, 2007)
			Luke Lippincott	27-119	vs. Idaho (Oct. 27, 2007)
Cody Fajardo	22-106	vs. UCLA (Aug. 31, 2013)	Luke Lippincott	30-143	vs. New Mexico State (Nov. 2, 2007)
Kendall Brock	27-116	vs. UC Davis (Sept. 7, 2013)	Colin Kaepernick	11-136	vs. New Mexico State (Nov. 2, 2007)
Chris Solomon	26-108	vs. Florida State (Sept. 14, 2013)	Luke Lippincott	25-140	vs. Hawai'i (Nov. 16, 2007)
Kendall Brock	25-112	vs. San Diego State (Oct. 4, 2013)	Luke Lippincott	25-112	vs. Louisiana Tech (Dec. 1, 2007)
Cody Fajardo	14-104	vs. San Jose State (Nov. 16, 2013)	Robert Hubbard	12-105	vs. Boise State (Nov. 25, 2006)
			Luke Lippincott	18-122	vs. Louisiana Tech (Nov. 18, 2006)
Stefphon Jefferson	34-147	vs. Cal (Sept. 1, 2012)	Luke Lippincott	25-144	vs. Utah State (Nov. 11, 2006)
Cody Fajardo	18-150	vs. USF (Sept. 8, 2012)	Robert Hubbard	28-114	vs. New Mexico State (Oct. 28, 2006)
Stefphon Jefferson	30-136	vs. USF (Sept. 8, 2012)	Robert Hubbard	33-161	vs. San Jose State (Oct. 21, 2006)
Cody Fajardo	16-118	vs. Northwestern St. (Sept. 15, 2012)	Brandon Fragger	19-146	vs. UNLV (Sept. 30, 2006)
Stefphon Jefferson	27-247	vs. Northwestern St. (Sept. 15, 2012)	Robert Hubbard	17-103	vs. Fresno State (Sept. 1, 2006)
Stefphon Jefferson	31-170	vs. Hawai'i (Sept. 22, 2012)			
Stefphon Jefferson	40-178	vs. Texas State (Sept. 29, 2012)	B.J. Mitchell	23-178	vs. Central Florida (Dec. 24, 2005)
Stefphon Jefferson	34-185	vs. UNLV (Oct. 13, 2012)	Robert Hubbard	15-126	vs. Central Florida (Dec. 24, 2005)
Stefphon Jefferson	32-108	vs. San Diego State (Oct. 20, 2012)	Robert Hubbard	16-146	vs. Fresno State (Nov. 26, 2005)
Cody Fajardo	20-186	vs. New Mexico (Nov. 17, 2012)	B.J. Mitchell	27-133	at Utah State (Nov. 19, 2005)
Stefphon Jefferson	23-128	vs. New Mexico (Nov. 17, 2012)	B.J. Mitchell	34-193	at New Mexico State (Nov. 12, 2005)
Stefphon Jefferson	28-139	vs. Boise State (Dec. 1, 2012)	B.J. Mitchell	27-159	vs. Hawai'i (Nov. 5, 2005)
Cody Fajardo	22-140	vs. Arizona (Dec. 15, 2012)	B.J. Mitchell	28-146	vs. Louisiana Tech (Oct. 15, 2005)
Stefphon Jefferson	34-180	vs. Arizona (Dec. 15, 2012)	B.J. Mitchell	15-149	vs. Idaho (Oct. 8, 2005)
			B.J. Mitchell	23-114	at San Jose State (Oct. 1, 2005)
Cody Fajardo	10-139	vs. Texas Tech (Sept. 24, 2011)			
Stefphon Jefferson	17-100	vs. UNLV (Oct. 8, 2011)	Chance Kretschmer	14-102	vs. Sac State (Sept. 11, 2004)
Stefphon Jefferson	14-108	vs. New Mexico (Oct. 15, 2011)	Chance Kretschmer	22-154	vs. Buffalo (Sept. 18, 2004)
Lampford Mark	8-185	vs. New Mexico State (Oct. 29, 2011)	Chance Kretschmer	34-178	at Hawaii (Oct. 9, 2004)
Lampford Mark	24-105	vs. Hawaii (Nov. 12, 2011)	Chance Kretschmer	24-112	vs. Tulsa (Oct. 23, 2004)
Lampford Mark	28-109	vs. Louisiana Tech (Nov. 19, 2011)	Talib Wise	21-124	at Fresno State (Nov. 20, 2004)
Lampford Mark	22-111	vs. Utah State (Nov. 26, 2011)			
Lampford Mark	24-104	vs. Idaho (Dec. 3, 2011)	Chance Kretschmer	26-170	vs. Southern Utah (Aug. 30, 2003)
Cody Fajardo	22-110	vs. Louisiana Tech (Nov. 19, 2011)	Chance Kretschmer	32-156	at San Jose State (Sept. 18, 2003)
Lampford Mark	29-183	vs. Southern Miss (Dec. 24, 2011)	Chance Kretschmer	24-122	vs. SMU (Sept. 27, 2003)
			Chance Kretschmer	31-171	at Tulsa (Oct. 18, 2003)
Colin Kaepernick	11-161	vs. Colorado State (Sept. 11, 2010)	Chance Kretschmer	23-126	at Rice (Nov. 1, 2003)
Vai Taua	15-118	vs. Colorado State (Sept. 11, 2010)	Matt Milton	30-123	at SMU (Nov. 2, 2002)
Colin Kaepernick	17-148	vs. Cal (Sept. 17, 2010)	Matt Milton	30-145	at Louisiana Tech (Oct. 26, 2002)
Vai Taua	25-151	vs. Cal (Sept. 17, 2010)	Matt Milton	19-224	vs. San Jose State (Oct. 19, 2002)
Vai Taua	29-133	vs. BYU (Sept. 25, 2010)	Matt Milton	17-135	at Hawaii (Oct. 12, 2002)
Vai Taua	19-188	vs. UNLV (Oct. 2, 2010)			
Vai Taua	16-196	vs. San Jose State (Oct. 9, 2010)	Chance Kretschmer	45-327	at UTEP (Nov. 24, 2001)
Colin Kaepernick	8-102	vs. Utah State (Oct. 30, 2010)	Chance Kretschmer	30-126	vs. Fresno State (Nov. 17, 2001)
Mike Ball	9-101	vs. Idaho (Nov. 6, 2010)	Chance Kretschmer	26-190	at San Jose State (Nov. 10, 2001)
Lampford Mark	6-116	vs. Idaho (Nov. 6, 2010)	Chance Kretschmer	29-134	at Rice (Oct. 20, 2001)
Vai Taua	18-113	vs. Idaho (Nov. 6, 2010)	Chance Kretschmer	30-242	vs. Louisiana Tech (Oct. 13, 2001)
Colin Kaepernick	14-156	vs. Fresno State (Nov. 13, 2010)	Chance Kretschmer	23-163	vs. UNLV (Oct. 6, 2001)
Vai Taua	22-111	vs. New Mexico State (Nov. 20, 2010)	Chance Kretschmer	31-162	vs. Hawaii (Sept. 22, 2001)
Colin Kaepernick	20-155	vs. Louisiana Tech (Dec. 4, 2010)	Chance Kretschmer	24-114	at Colorado State (Sept. 8, 2001)
Vai Taua	29-162	vs. Louisiana Tech (Dec. 4, 2010)			
			Marquis Starks	30-148	vs. San Jose State (Oct. 21, 2000)
Vai Taua	18-114	vs. Notre Dame (Sept. 5, 2009)			
Luke Lippincott	23-114	vs. Missouri (Sept. 25, 2009)	Chris Lemon	15-120	vs. Utah State (Nov. 20, 1999)
Mike Ball	15-184	vs. UNLV (Oct. 3, 2009)	Chris Lemon	31-178	vs. Idaho (Nov. 6, 1999)
Colin Kaepernick	17-173	vs. UNLV (Oct. 3, 2009)	Chris Lemon	26-101	vs. North Texas (Oct. 30, 1999)
Luke Lippincott	19-170	vs. UNLV (Oct. 3, 2009)	Chris Lemon	23-101	at New Mexico State (Oct. 9, 1999)
Vai Taua	17-107	vs. Louisiana Tech (Oct. 9, 2009)	Chris Lemon	26-136	vs. UNLV (Oct. 2, 1999)
Luke Lippincott	8-104	vs. Utah State (Oct. 17, 2009)	Chris Lemon	22-118	vs. Fresno State (Sept. 25, 1999)
Vai Taua	21-147	vs. Utah State (Oct. 17, 2009)	Chris Lemon	29-124	at Colorado State (Sept. 11, 1999)
Colin Kaepernick	15-231	vs. Idaho (Oct. 24, 2009)			
Vai Taua	17-146	vs. Idaho (Oct. 24, 2009)	Chris Lemon	19-115	vs. Southern Miss (Nov. 21, 1998)
Colin Kaepernick	13-114	vs. Hawaii (Oct. 31, 2009)	David Neill	16-122	vs. Southern Miss (Nov. 21, 1998)
Vai Taua	19-127	vs. Hawaii (Oct. 31, 2009)	Chris Lemon	22-141	vs. Cal Poly SLO (Nov. 14, 1998)
Colin Kaepernick	11-115	vs. San Jose State (Nov. 8, 2009)	Chris Lemon	23-105	at Utah State (Nov. 7, 1998)
Luke Lippincott	12-112	vs. San Jose State (Nov. 8, 2009)	Chris Lemon	27-114	vs. Boise State (Oct. 31, 1998)
Lampford Mark	17-114	vs. San Jose State (Nov. 8, 2009)	Chris Lemon	24-127	at Idaho (Oct. 24, 1998)
Vai Taua	12-144	vs. San Jose State (Nov. 8, 2009)	Chris Lemon	44-190	at UNLV (Oct. 3, 1998)
Luke Lippincott	10-149	vs. Fresno State (Nov. 14, 2009)	Chris Lemon	29-130	at Fresno State (Sept. 26, 1998)
Vai Taua	17-179	vs. Fresno State (Nov. 14, 2009)			
Colin Kaepernick	9-114	vs. New Mexico State (Nov. 21, 2009)	Chris Lemon	25-125	at Boise State (Nov. 8, 1997)
Luke Lippincott	19-162	vs. New Mexico State (Nov. 21, 2009)	Chris Lemon	27-174	at New Mexico State (Nov. 1, 1997)
Vai Taua	13-126	vs. New Mexico State (Nov. 21, 2009)	Chris Lemon	21-120	vs. Idaho (Oct. 28, 1997)
Vai Taua	24-160	vs. Boise State (Nov. 27, 2009)	Chris Lemon	26-110	vs. Wyoming (Oct. 11, 1997)
			Chris Lemon	32-105	at Toledo (Sept. 27, 1997)
Vai Taua	12-103	vs. Grambling State (Aug. 30, 2008)	Chris Lemon	34-156	vs. UNLV (Sept. 6, 1997)
Vai Taua	19-123	vs. UNLV (Sept. 27, 2008)			
Colin Kaepernick	18-240	vs. UNLV (Sept. 27, 2008)	Chris Lemon	19-104	vs. Arkansas State (Nov. 16, 1996)
Vai Taua	20-188	vs. New Mexico State (Oct. 11, 2008)	Chris Lemon	29-127	at Utah State (Nov. 9, 1996)
Vai Taua	17-122	vs. Utah State (Oct. 18, 2008)	Chris Lemon	19-144	vs. New Mexico State (Nov. 2, 1996)
Vai Taua	16-160	vs. Hawai'i (Oct. 25, 2008)	Chris Lemon	29-142	at North Texas (Oct. 26, 1996)

100-Yard Rushers (Since 1977)



PLAYER	ATT-YDS	OPP (DATE)
Chris Lemon	15-100	vs. Boise State (Oct. 12, 1996)
Alex Gresham	20-113	vs. Boise State (Oct. 12, 1996)
Alex Gresham	16-105	at UNLV (Oct. 5, 1996)
Alex Gresham	13-135	vs. Kent (Sept. 28, 1996)
Neill Lemon	14-105	at California (Sept. 21, 1996)
Ernie Wilson	20-109	vs. Montana State (Sept. 14, 1996)
Kin Minor	26-113	vs. San Jose State (Nov. 18, 1995)
Kin Minor	26-115	at Pacific (Nov. 11, 1995)
Kin Minor	35-143	at Utah State (Nov. 4, 1995)
Ernie Wilson	31-188	at Louisiana Tech (Oct. 21, 1995)
Kin Minor	25-114	vs. Louisiana Monroe (Oct. 14, 1995)
Kin Minor	23-158	vs. North Texas (Oct. 7, 1995)
Kin Minor	21-102	at San Diego State (Sept. 30, 1995)
Kin Minor	22-148	at New Mexico State (Sept. 9, 1995)
Marcellus Chrishon	13-133	at UNLV (Nov. 19, 1994)
Kin Minor	31-112	vs. Utah State (Nov. 12, 1994)
Kin Minor	26-155	at Fresno State (Nov. 5, 1994)
Marcellus Chrishon	32-194	at San Jose State (Oct. 22, 1994)
Marcellus Chrishon	22-122	vs. New Mexico State (Oct. 15, 1994)
Marcellus Chrishon	18-101	vs. Pacific (Oct. 8, 1994)
Marcellus Chrishon	25-124	at Northern Illinois (Oct. 1, 1994)
Marcellus Chrishon	31-187	vs. Louisiana Monroe (Sept. 24, 1994)
Kin Minor	34-171	vs. Arkansas State (Sept. 10, 1994)
Marcellus Chrishon	23-131	vs. Northern Arizona (Sept. 3, 1994)
Zeke Moore	25-133	at New Mexico State (Nov. 13, 1993)
Marcellus Chrishon	11-116	at New Mexico State (Nov. 13, 1993)
Marcellus Chrishon	32-135	at Utah State (Oct. 16, 1993)
Marcellus Chrishon	17-127	vs. UNLV (Oct. 2, 1993)
Dedric Holmes	82-155	vs. Boise State (Sept. 11, 1993)
Damon Lynch	16-134	vs. Texas Southern (Nov. 21, 1992)
Dedric Holmes	29-125	vs. New Mexico State (Oct. 24, 1992)
Cornel West	18-110	vs. New Mexico State (Oct. 24, 1992)
Cornel West	27-133	at UNLV (Oct. 17, 1992)
Dedric Holmes	23-101	at UNLV (Oct. 17, 1992)
Zeke Moore	40-182	vs. Pacific (Sept. 12, 1992)
Zeke Moore	26-131	vs. Youngstown State (Dec. 7, 1991)
Dedric Holmes	19-133	vs. McNeese State (Nov. 30, 1991)
Dedric Holmes	26-178	at Northern Arizona (Nov. 16, 1991)
Zeke Moore	33-167	at Eastern Washington (Oct. 19, 1991)
Dedric Holmes	27-178	at Idaho (Oct. 5, 1991)
Zeke Moore	24-117	vs. North Texas (Sept. 21, 1991)
Ray Whalen	44-245	vs. Boise State (Dec. 8, 1990)
Ray Whalen	34-122	vs. Furman (Dec. 1, 1990)
Ray Whalen	37-220	at Weber State (Oct. 27, 1990)
Ray Whalen	32-119	at UNLV (Oct. 20, 1990)
Ray Whalen	26-110	vs. Eastern Washington (Oct. 13, 1990)
Zeke Moore	31-138	at Idaho State (Oct. 6, 1990)
Jason Frierson	17-140	vs. Sacramento State (Sept. 15, 1990)
Jason Frierson	16-110	vs. Northern Arizona (Sept. 8, 1990)
Jason Frierson	20-141	at Northern Arizona (Nov. 18, 1989)
Ray Whalen	26-122	at Idaho (Oct. 28, 1989)
Ray Whalen	27-130	vs. Weber State (Oct. 21, 1989)
Jason Frierson	26-110	vs. Montana State (Oct. 7, 1989)
Jason Frierson	25-108	vs. UC Davis (Sept. 16, 1989)
Ray Whalen	23-109	at Eastern Washington (Sept. 9, 1989)
Eric Smith	8-109	vs. Southern Illinois (Sept. 2, 1989)
Charvez Foger	43-206	at Idaho State (Nov. 19, 1988)
Charvez Foger	33-145	vs Eastern Washington (Nov. 12, 1988)
Charvez Foger	31-169	vs Idaho (Nov. 5, 1988)
Charvez Foger	19-102	at Montana State (Oct. 22, 1988)
Charvez Foger	38-128	at Weber State (Oct. 15, 1988)
Charvez Foger	34-108	vs Montana (Oct. 1, 1988)
Charvez Foger	19-110	vs Murray State (Sept. 24, 1988)
Charvez Foger	19-113	vs Northwestern State (Sept. 10, 1988)
Charvez Foger	19-144	at Northern Arizona (Nov. 21, 1987)
Charvez Foger	15-100	vs. Boise State (Nov. 7, 1987)
Charvez Foger	31-140	vs. Stephen F. Austin (Oct. 24, 1987)
Charvez Foger	25-146	at UNLV (Oct. 3, 1987)
Charvez Foger	16-109	vs. UC Davis (Sept. 19, 1987)
Charvez Foger	24-195	at Eastern Washington (Sept. 12, 1987)
Lucius Floyd	20-103	at Eastern Washington (Sept. 12, 1987)
Charvez Foger	16-104	vs. Idaho (Nov. 29, 1986)
Lucius Floyd	16-131	vs. Eastern Washington (Oct. 25, 1986)
Lucius Floyd	24-134	vs. Idaho (Oct. 18, 1986)
Charvez Foger	26-124	vs. Idaho (Oct. 18, 1986)
Charvez Foger	32-156	vs. Stephen F. Austin (Oct. 11, 1986)
James Witherspoon	14-110	at Weber State (Oct. 4, 1986)
Lucius Floyd	17-305	at Montana State (Sept. 27, 1986)
Charvez Foger	14-114	vs. Cal State Fullerton (Aug. 30, 1986)

PLAYER	ATT-YDS	OPP (DATE)
Charvez Foger	15-100	vs. UNLV (Nov. 16, 1985)
Charvez Foger	21-110	vs. Idaho State (Nov. 9, 1985)
Charvez Foger	19-133	vs. Montana State (Nov. 2, 1985)
Charvez Foger	24-164	at Northern Arizona (Oct. 26, 1985)
Charvez Foger	17-185	vs. Weber State (Oct. 19, 1985)
Charvez Foger	23-131	vs. Eastern Washington (Oct. 12, 1985)
Charvez Foger	16-130	at Montana (Oct. 5, 1985)
Charvez Foger	18-143	at Cal State Fullerton (Sept. 14, 1985)
Eric Jenkins	22-102	vs. Eastern Washington (Nov. 5, 1984)
Johnny Gordon	13-146	at Montana State (Oct. 16, 1984)
Eric Jenkins	16-142	vs. Idaho (Oct. 6, 1984)
Johnny Gordon	23-132	vs. Northern Arizona (Sept. 29, 1984)
Johnny Gordon	19-167	vs. Texas A&M-Kingsville (Sept. 15, 1984)
Eric Jenkins	27-123	vs. Texas A&M-Kingsville (Sept. 15, 1984)
Otto Kelly	27-145	at Idaho State (Nov. 26, 1983)
Anthony Corley	26-105	at Idaho State (Nov. 26, 1983)
Anthony Corley	32-109	vs. Montana State (Nov. 19, 1983)
Otto Kelly	22-252	at Idaho (Nov. 12, 1983)
Anthony Corley	34-124	at Idaho (Nov. 12, 1983)
Anthony Corley	40-189	vs. Pacific (Nov. 5, 1983)
Otto Kelly	21-118	vs. Pacific (Nov. 5, 1983)
Anthony Corley	35-161	at Northern Arizona (Oct. 29, 1983)
Otto Kelly	17-119	at Northern Arizona (Oct. 29, 1983)
Anthony Corley	20-109	vs. Weber State (Oct. 22, 1983)
Otto Kelly	16-134	at Montana (Oct. 15, 1983)
Otto Kelly	13-101	vs. Idaho State (Oct. 1, 1983)
Otto Kelly	9-106	at Fresno State (Sept. 17, 1983)
Anthony Corley	24-149	vs. Idaho (Nov. 20, 1982)
Otto Kelly	25-122	vs. Idaho State (Nov. 20, 1982)
Anthony Corley	24-103	at Idaho State (Nov. 13, 1982)
Anthony Corley	37-274	at Weber State (Nov. 6, 1982)
Otto Kelly	23-103	at Weber State (Nov. 6, 1982)
Anthony Corley	28-135	vs. Northern Iowa (Oct. 30, 1982)
Anthony Corley	25-150	vs. Fresno State (Oct. 16, 1982)
Otto Kelly	23-130	vs Texas A&M-Kingsville (Sept. 11, 1982)
Otto Kelly	25-149	at Cal State Fullerton (Nov. 21, 1981)
John Vicari	22-120	vs. Boise State (Oct. 31, 1981)
John Vicari	24-105	at Idaho (Oct. 24, 1981)
John Vicari	27-166	vs. Weber State (Oct. 17, 1981)
Anthony Corley	23-116	at Northern Arizona (Oct. 10, 1981)
John Shepanek	17-159	vs. Central Arkansas (Oct. 3, 1981)
John Vicari	21-106	at Idaho State (Sept. 26, 1981)
Frank Hawkins	35-265	vs. Idaho (Nov. 22, 1980)
Frank Hawkins	30-202	vs. Montana (Nov. 15, 1980)
Frank Hawkins	27-133	at Boise State (Nov. 8, 1980)
Frank Hawkins	33-152	vs. Idaho State (Nov. 1, 1980)
Frank Hawkins	29-134	vs. Cal State Fullerton (Oct. 25, 1980)
Frank Hawkins	23-142	vs. Cal State Northridge (Oct. 18, 1980)
Frank Hawkins	19-150	vs. Northern Arizona (Oct. 11, 1980)
John Vicari	21-127	vs. Northern Arizona (Oct. 11, 1980)
Frank Hawkins	32-107	at Weber State (Sept. 27, 1980)
Frank Hawkins	28-199	at Montana State (Sept. 20, 1980)
Frank Hawkins	28-125	vs. UC Davis (Sept. 13, 1980)
Frank Hawkins	23-110	vs. Southern (Sept. 6, 1980)
Frank Hawkins	29-136	at Eastern Kentucky (Dec. 8, 1979)
Frank Hawkins	23-147	at Northern Arizona (Nov. 24, 1979)
Frank Hawkins	25-135	vs. Missouri Southern (Nov. 17, 1979)
Frank Hawkins	32-145	vs. Boise State (Nov. 10, 1979)
John Vicari	21-119	vs. Boise State (Nov. 10, 1979)
Frank Hawkins	29-217	at Idaho (Nov. 3, 1979)
Frank Hawkins	31-181	at Montana (Oct. 27, 1979)
Frank Hawkins	31-201	vs. Weber State (Oct. 20, 1979)
Frank Hawkins	30-159	vs. Montana State (Oct. 13, 1979)
Frank Hawkins	15-137	vs. Simon Fraser (Oct. 6, 1979)
Frank Hawkins	31-133	at UC Davis (Sept. 22, 1979)
John Vicari	21-111	at UC Davis (Sept. 22, 1979)
John Vicari	17-101	vs. UNLV (Sept. 15, 1979)
Frank Hawkins	27-168	vs. Idaho State (Sept. 8, 1979)
Stanley Wilson	6-127	vs. Massachusetts (Dec. 9, 1978)
John Vicari	10-130	vs. South Dakota (Nov. 11, 1978)
Frank Hawkins	28-134	vs. Santa Clara (Oct. 21, 1978)
Frank Hawkins	31-149	at Cal State Fullerton (Oct. 14, 1978)
Frank Hawkins	16-158	vs. Western Washington (Oct. 7, 1978)
Frank Hawkins	27-293	vs. San Francisco State (Sept. 30, 1978)
Frank Hawkins	32-142	vs. UC Davis (Sept. 23, 1978)
Frank Hawkins	32-125	at UNLV (Sept. 16, 1978)

INTRO
 TEAM INFO
 PLAYERS
 COACHES & STAFF
 STATISTICS

RECORD BOOK

HISTORY
 UNIVERSITY



300-Yard Passers

PLAYER	ATT-CMP-INT	YDS	OPP (DATE)	PLAYER	ATT-CMP-INT	YDS	OPP (DATE)
Cody Fajardo	30-41-1	303	vs. Southern Utah (Aug. 30, 2014)	Mike Maxwell	49-27-0	330	vs. Toledo (Dec. 14, 1995)
Cody Fajardo	29-39-0	321	vs. Arizona (Sept. 13, 2014)	Eric Bennett	46-29-0	492	vs. San Jose State (Nov. 18, 1995)
Cody Fajardo	23-43-4	306	vs. Boise State (Oct. 4, 2014)	Eric Bennett	35-21-3	315	at Pacific (Nov. 11, 1995)
				Mike Maxwell	54-41-3	552	vs. UNLV (Oct. 28, 1995)
Cody Fajardo	38-54-0	389	vs. Air Force (Sept. 28, 2013)	Mike Maxwell	50-35-2	535	at Louisiana Tech (Oct. 21, 1995)
Cody Fajardo	33-51-0	393	at San Diego State (Oct. 4, 2013)	Mike Maxwell	43-35-1	405	vs. Louisiana Monroe (Oct. 14, 1995)
Cody Fajardo	24-40-1	357	vs. UNLV (Oct. 26, 2013)	Mike Maxwell	28-21-0	359	vs. North Texas (Oct. 7, 1995)
				Mike Maxwell	61-36-5	401	at San Diego State (Sept. 30, 1995)
Cody Fajardo	29-40-0	304	vs. San Diego State (Oct. 20, 2012)	Mike Maxwell	57-38-2	434	vs. Toledo (Sept. 23, 1995)
				Mike Maxwell	41-26-1	413	vs. Louisiana Lafayette (Sept. 2, 1995)
Cody Fajardo	19-27-0	313	vs. Fresno State (Oct. 22, 2011)				
				Mike Maxwell	32-20-0	329	vs. Utah State (Nov. 12, 1994)
Colin Kaepernick	26-37-0	306	vs. E. Washington (Sept. 2, 2010)	Mike Maxwell	46-33-0	443	at Fresno State (Nov. 5, 1994)
Colin Kaepernick	20-30-0	320	vs. Idaho (Nov. 6, 2010)	Mike Maxwell	46-32-1	435	vs. New Mexico State (Oct. 15, 1994)
Colin Kaepernick	24-42-1	397	vs. Louisiana Tech (Nov. 29, 2008)	Mike Maxwell	42-26-2	328	at Northern Illinois (Oct. 1, 1994)
Colin Kaepernick	14-47-2	370	vs. Maryland (Dec. 30, 2008)	Mike Maxwell	55-33-3	412	at Boise State (Sept. 17, 1994)
				Mike Maxwell	42-23-0	328	vs. Northern Arizona (Sept. 3, 1994)
Nick Graziano	22-36-1	337	vs. Northwestern (Sept. 8, 2007)				
Nick Graziano	20-38-1	330	vs. UNLV (Sept. 29, 2007)	Chris Vargas	54-36-1	375	at Arkansas State (Nov. 20, 1993)
Colin Kaepernick	23-36-0	384	vs. Fresno State (Oct. 6, 2007)	Chris Vargas	48-35-0	457	vs. San Jose State (Nov. 6, 1993)
Colin Kaepernick	18-29-0	404	vs. Louisiana Tech (Dec. 1, 2007)	Chris Vargas	58-37-5	451	vs. Weber State (Oct. 23, 1993)
				Chris Vargas	56-29-2	518	at Utah State (Oct. 16, 1993)
Jeff Rowe	23-34-2	324	at Colorado State (Sept. 24, 2005)	Chris Vargas	39-30-0	538	vs. UNLV (Oct. 2, 1993)
Jeff Rowe	21-38-4	307	at Boise State (Oct. 29, 2005)	Chris Vargas	52-36-2	392	vs. Northern Illinois (Sept. 25, 1993)
				Chris Vargas	34-25-0	413	vs. Texas Southern (Sept. 18, 1993)
Jeff Rowe	46-29-1	351	at SMU (Nov. 13, 2004)	Chris Vargas	41-31-0	346	vs. Boise State (Sept. 11, 1993)
				Chris Vargas	41-33-4	308	at Wisconsin (Sept. 4, 1993)
Andy Heiser	18-36-1	315	vs. Louisiana Tech (Oct. 25, 2003)	Chris Vargas	44-24-2	388	vs. Utah State (Nov. 14, 1992)
Andy Heiser	17-22-0	308	vs. Fresno State (Nov. 8, 2003)	Chris Vargas	38-24-1	333	at San Jose State (Nov. 7, 1992)
				Chris Vargas	75-43-1	466	vs. McNeese State (Sept. 19, 1992)
Zack Threadgill	47-26-2	363	at Fresno State (Nov. 16, 2002)				
Zack Threadgill	54-30-2	325	vs. UTEP (Nov. 9, 2002)	Chris Vargas	50-28-1	340	vs. Youngstown State (Dec. 7, 1991)
Zack Threadgill	40-31-2	338	at Louisiana Tech (Oct. 26, 2002)	Chris Vargas	50-28-2	445	at Montana (Nov. 9, 1991)
Zack Threadgill	49-22-1	306	at UNLV (Oct. 5, 2002)	Chris Vargas	38-22-0	346	vs. Weber State (Nov. 2, 1991)
Zack Threadgill	44-26-2	341	vs. Colorado State (Sept. 28, 2002)	Fred Gatlin	33-22-1	313	vs. Idaho State (Oct. 12, 1991)
Zack Threadgill	36-30-0	408	vs. Rice (Sept. 21, 2002)				
Zack Threadgill	37-28-1	410	vs. Brigham Young (Sept. 14, 2002)	Fred Gatlin	48-26-1	337	vs. Furman (Dec. 1, 1990)
				Fred Gatlin	29-19-0	372	vs. Western Illinois (Nov. 17, 1990)
David Neill	39-19-0	474	at San Jose State (Nov. 10, 2001)				
David Neill	45-27-1	431	at Rice (Oct. 20, 2001)	Fred Gatlin	42-23-0	420	at Northern Arizona (Nov. 18, 1989)
				Fred Gatlin	30-23-0	323	vs. UNLV (Nov. 11, 1989)
David Neill	49-26-2	326	at Hawaii (Nov. 11, 2000)	Fred Gatlin	42-24-3	419	at Montana (Oct. 14, 1989)
David Neill	44-26-2	333	vs. San Jose State (Oct. 21, 2000)				
David Neill	48-28-2	358	at Fresno State (Oct. 14, 2000)	Jim Zaccheo	32-18-2	348	at UC Davis (Sept. 17, 1988)
David Neill	41-24-1	342	vs. Utah State (Nov. 20, 1999)	Jim Zaccheo	22-14-2	300	at Montana (Sept. 26, 1987)
David Neill	45-26-1	328	at Arkansas State (Nov. 13, 1999)				
David Neill	38-22-0	317	vs. Idaho (Nov. 6, 1999)	Eric Beavers	50-32-1	360	vs. Georgia Southern (Dec. 13, 1986)
David Neill	38-29-0	405	vs. North Texas (Oct. 30, 1999)	Eric Beavers	45-25-1	304	at Idaho State (Nov. 1, 1986)
David Neill	42-26-1	376	vs. Fresno State (Sept. 25, 1999)	Eric Beavers	50-26-2	369	at Weber State (Oct. 4, 1986)
David Neill	53-36-0	448	at Colorado State (Sept. 11, 1999)	Eric Beavers	28-19-0	409	vs. Montana (Sept. 20, 1986)
				Eric Beavers	35-22-1	302	vs. Sam Houston State (Sept. 6, 1986)
David Neill	32-22-1	407	vs. Cal Poly (Nov. 14, 1998)	Eric Beavers	21-16-0	316	vs. Cal State Fullerton (Aug. 30, 1986)
David Neill	41-23-1	380	at Utah State (Nov. 7, 1998)				
David Neill	38-20-1	355	vs. Boise State (Oct. 31, 1998)	Eric Beavers	52-25-4	308	vs. Furman (Dec. 14, 1985)
David Neill	26-20-0	480	at Idaho (Oct. 24, 1998)	Eric Beavers	35-24-1	319	vs. Cal State North. (Sept. 7, 1985)
David Neill	57-30-4	611	vs. New Mexico State (Oct. 10, 1998)				
David Neill	38-21-0	328	at Fresno State (Sept. 26, 1998)	Eric Beavers	38-31-0	300	at Idaho State (Nov. 17, 1984)
				Eric Beavers	32-20-2	369	at Weber State (Oct. 27, 1984)
John Dutton	52-27-0	425	vs. Utah State (Nov. 15, 1997)				
John Dutton	41-28-2	557	at Boise State (Nov. 8, 1997)	Marshall Sperbeck	34-14-4	335	at Cal State Fullerton (Nov. 21, 1981)
John Dutton	33-25-0	367	at New Mexico State (Nov. 1, 1997)				
John Dutton	41-26-0	460	vs. North Texas (Oct. 25, 1997)	Larry Worman	29-22-0	307	at Cal State Fullerton (Oct. 14, 1978)
John Dutton	32-24-0	470	vs. Idaho (Oct. 18, 1997)				
John Dutton	37-20-2	377	vs. Wyoming (Oct. 11, 1997)	Jeff Tisdell	30-18-0	314	vs. Boise State (Oct. 15, 1977)
John Dutton	55-33-1	381	vs. Oregon (Sept. 13, 1997)				
John Dutton	36-31-1	374	vs. Arkansas State (Nov. 16, 1996)				
John Dutton	30-20-1	343	at Utah State (Nov. 9, 1996)				
John Dutton	27-20-0	318	vs. Kent (Sept. 28, 1996)				

(Since 1977)



RUSHING

YEAR	PLAYER	ATT-YDS-TDS
2014	Cody Fajardo	177-1046-13
2013	Kendall Brock	185-812-10
2012	Stephon Jefferson	375-1883-24
2011	Lampford Mark	159-911-10
2010	Vai Taua	284-1610-19
2009	Vai Taua	172-1,345-12
2008	Vai Taua	236-1521-15
2007	Luke Lippincott	267-1453-18
2006	Robert Hubbard	209-996-6
2005	B.J. Mitchell	261-1399-12
2004	Chance Kretschmer	176-813-7
2003	Chance Kretschmer	245-1162-12
2002	Matt Milton	225-1108-9
2001	Chance Kretschmer	302-1732-15
2000	Marquis Starks	158-457-3
1999	Chris Lemon	238-1170-12
1998	Chris Lemon	253-1154-13
1997	Chris Lemon	250-1112-19
1996	Chris Lemon	163-867-8
1995	Kin Minor	218-1052-9
1994	Marcellus Chrison	189-1076-7
1993	Marcellus Chrison	136-809-9
1992	Dedric Holmes	130-521-4
1991	Dedric Holmes	164-773-7
1990	Ray Whalen	160-716-8
1989	Ray Whalen	160-738-9
1988	Charvez Foger	298-1284-12
1987	Charvez Foger	209-1132-12
1986	Charvez Foger	159-1079-9
1985	Charvez Foger	179-1241-14
1984	Eric Jenkins	207-898-4
1983	Otto Kelly	164-1090-10
1982	Anthony Corley	227-1198-6
1981	John Vicari	173-828-2
1980	Frank Hawkins	307-1719-9
1979	Frank Hawkins	293-1713-13
1978	Frank Hawkins	259-1445-15
1977	Wayne Ferguson	200-1128

TACKLES

YEAR	PLAYER	UA-A-TOT
2014	Jonathan McNeal	56-42-98
2013	Jonathan McNeal	59-44-103
2012	Albert Rosette	68-67-135
2011	James-Michael Johnson	49-53-102
2010	James-Michael Johnson	51-37-88
2009	Jonathon Amaya	54-35-89
2008	Jonathon Amaya	48-20-68
	Uche Anyanwu	48-20-68
	Ezra Butler	48-44-92
2007	Ezra Butler	47-24-71
2006	Roosevelt Cooks	46-52-98
2005	Jeremy Engstrom	48-49-97
2004	Daryl Towns	52-45-97
2003	Jorge Cordova	54-43-97
2002	Keone Kauo	51-34-85
2001	Daryl Towns	59-44-103
2000	Ronnie Hardiman	51-43-94
1999	Maxzell Williams	77-26-103
1998	Jason Burk	66-35-101
1997	Deshone Myles	90-42-132
1996	Deshone Myles	78-47-125
1995	Deshone Myles	87-46-133
1994	Deshone Myles	96-42-138
1993	Steve Bryant	47-55-102
1992	Lamonte Porter	85-30-115
1991	Matthew Clifton	71-45-116
1990	Matthew Clifton	84-44-128
1989	Matthew Clifton	74-51-125
1988	Mike Lazovich	55-57-112
1987	Scott Lommori	69-56-125
1986	Kent Donithan	39-54-93
1985	Mike Dixon	58-54-112
1984	Kyle Denny	53-56-109
1983	Joe Cooney	53-30-83
1982	Ken Mizel	42-38-80
1981	John Ramatici	72-90-162
1980	John Ramatici	51-66-117
1979	Manny Rodriguez	63-46-109
1978	James Curry	48-44-92
1977	Russ Musselman	*x-x-92

* (only total tackles were recorded in 1977)

RECEIVING

YEAR	PLAYER	REC-YDS-TDS
2014	Jerico Richardson	56-655-3
2013	Brandon Wimberly	97-989-8
2012	Brandon Wimberly	70-845-4
2011	Rishard Matthews	91-1364-8
2010	Rishard Matthews	56-879-5
2009	Brandon Wimberly	53-733-6
2008	Marko Mitchell	61-1141-10
2007	Marko Mitchell	53-1129-8
2006	Caleb Spencer	55-564-2
2005	Caleb Spencer	67-889-7
2004	Nichiren Flowers	91-1126-6
2003	Maurice Mann	35-594-2
2002	Nate Burleson	138-1629-12
2001	Nate Burleson	53-737-2
2000	Nate Burleson	57-921-8
1999	Trevor Insley	134-2060-13
1998	Geoff Noisy	94-1405-7
1997	Geoff Noisy	86-1184-5
1996	Damond Wilkins	114-1121-4
1995	Alex Van Dyke	129-1854-16
1994	Alex Van Dyke	98-1246-10
1993	Bryan Reeves	91-1362-17
1992	Bryan Reeves	81-1114-10
1991	Bryan Reeves	62-932-5
1990	Treamelle Taylor	57-893-7
1989	Treamelle Taylor	64-1033-8
1988	Tony Logan	59-1098-10
1987	Tony Logan	64-1099-12
1986	Bryan Calder	61-954-7
1985	Bryan Calder	41-647-9
1984	Bryan Calder	53-958-6
1983	Alphonso Williams	36-553-4
1982	Alphonso Williams	32-531-7
1981	Billie Byrd	18-544-5
1980	Billie Byrd	15-285-2
1979	Jeff Wright	31-515-4
1978	Jeff Wright	44-823-11
1977	Jeff Wright	45-825-6

PASSING

YEAR	PLAYER	ATT-COMP-YDS
2014	Cody Fajardo	239-405-2498
2013	Cody Fajardo	243-358-2668
2012	Cody Fajardo	246-367-2786
2011	Cody Fajardo	218-150-1707
2010	Colin Kaepernick	359-233-3022
2009	Colin Kaepernick	282-166-2052
2008	Colin Kaepernick	383-208-2849
2007	Colin Kaepernick	247-133-2175
2006	Jeff Rowe	266-172-1907
2005	Jeff Rowe	389-241-2925
2004	Jeff Rowe	394-230-2633
2003	Andy Heiser	326-164-2294
2002	Zack Threadgill	451-275-3418
2001	David Neill	256-138-1918
2000	David Neill	353-179-2334
1999	David Neill	423-247-3402
1998	David Neill	344-199-3249
1997	John Dutton	367-225-3526
1996	John Dutton	334-222-2750
1995	Mike Maxwell	409-227-3611
1994	Mike Maxwell	447-221-3537
1993	Chris Vargas	490-331-4265
1992	Chris Vargas	316-171-2094
1991	Fred Gatlin	279-154-2192
1990	Fred Gatlin	350-190-2364
1989	Fred Gatlin	308-172-2522
1988	Jim Zaccheo	302-173-2592
1987	Jim Zaccheo	252-153-2158
1986	Eric Beavers	321-189-2810
1985	Eric Beavers	319-199-2617
1984	Eric Beavers	308-184-2370
1983	Eric Beavers	147-74-832
1982	Marshall Sperbeck	277-131-1635
1981	Marshall Sperbeck	232-122-1790
1980	Jeff Ardito	191-95-1134
1979	Larry Worman	209-111-1493
1978	Larry Worman	213-122-1702
1977	Jeff Tisdell	266-148-2387

INTRO
TEAM INFO
PLAYERS
COACHES & STAFF
STATISTICS
RECORD BOOK
HISTORY
UNIVERSITY



LOOK WHO'S
ON OUR
SIDE

SEARCH
FOR C GOES
TO UNV
ONLY YOU BE

NEVADA



NEVADA FOOTBALL

2015 MEDIA GUIDE

NEVADA



**ALL-TIME
LETTERMEN**





All-Time Lettermen

A

Abajian, Rich - 1973, '74
 Abrams, Joe - 1975
 Ackerman, Kenneth - 2008, '09
 Acuna, Danny - 1963, '64
 Acuna, Jose - 2009, '10
 Adams, Dave - 1956, '57
 Adams, Phil - 1978
 Adarme, Jesse - 2000, '01
 Adriani, Luca - 1988
 Adza, John - 1974
 Agaiava, Daniel - 2008, '09
 Agaiava, Nate - 2007, '08, '09
 Agwuenu, Ekene - 2001, '02, '03
 Aiken, James Jr. - 1943, '46
 Airoldi, Matt - 1992, '93
 Aitken, Shawn - 1994
 Alexander, Gary - 1956
 Alfred, Bob - 1960, '61
 Allen, Dan - 1969, '70, '71, '72
 Allen, Lem - 1925, '26, '27, '28
 Allen, Nathan - 1997, '98, '99
 Altenburg, Giles - 1952, '53
 Amantia, Tony - 1990, '91
 Amaya, Jonathon - 2006, '07, '08, '09
 Ambrose, Fern - 1932
 Ambrose, Vern - 1928, '29
 Ames, Steve - 1981, '82
 Amescua, Marion - 1940
 Anastassatos, Spiros - 1955
 Anderson, Ben - 1941
 Anderson, Dan - 1964
 Anderson, Julian - 1924, '25, '26, '27
 Anderson, Roy - 1940
 Anderson, Shane - 2009, '10, '11
 Andrews, Joe - 2002
 Andrews, Mike - 2010
 Anglemire, Joey - 2014
 Anyanwu, Uche - 2005, '06, '07, '08
 Ardito, Jeff - 1980
 Arendse, Kolby - 2011, '12, '13
 Armstrong, John - 1986, '87
 Armuth, Richard - 1960
 Asai, Scott - 2000, '01
 Atkinson, Ron - 1977, '78
 Ault, Chris - 1965, '66, '67
 Austin, Ken - 1931, '32, '33
 Avery, Mark - 2012
 Avina, Armando - 1993, '94

B

Bachelor, Orrin - 1952
 Backer, Bill - 1930, '31, '32, '33
 Backster, Steve - 1989
 Bailey, Craig - 2003, '04, '05
 Bailey, Jim - 1925, '26, '27, '28
 Bailey, Stan - 1919
 Baker, Marvin - 1952, '54, '55, '56
 Baker, Mitch - 1988, '89, '90, '91
 Baker, Vern - 1953
 Balaam, Clyde - 1923, '24, '25
 Baldini, Dan - 1958, '59
 Balentine, Mike - 1973, '74
 Balkman, Sean - 1998, '99
 Ball, George - 1953, '54, '55, '56
 Ball, Mike - 2009, '10
 Ballard, Jerry - 1964, '65
 Bankoffier, Dick - 1954
 Banks, Tom - 1971
 Bannigan - 1932
 Barber, Bill - 1961, '62
 Barber, Howard - 1950
 Barcellos, Terry - 1964, '65, '66
 Barcia, Thomas - 2006
 Barger, Floyd - 1947
 Barham, Al - 1950
 Barker, Chris - 2009, '10, '11, '12
 Barmard, Wally "Bones" - 1950
 Barnes, Brian - 2000
 Barnes, John - 1967, '68, '69
 Barnes, Tremelle - 1989
 Baro, Joe - 1964
 Barry, Chris - 2001, '02, '03, '04
 Barsanti, Olinto - 1939
 Barthels, Dick - 1930
 Basped, Kevin - 2007, '08, '09
 Bass, Bill - 1946
 Basta, Sam - 1935, '36, '37
 Bates, Del - 1998, '00
 Batey, Tom - 1946
 Batrez, Jeff - 1998
 Baxter, Merton - 1949, '52, '53
 Bayer, Art - 1964, '65, '66
 Bayne, Cameron - 2007, '08, '09
 Beal, Tim - 1973
 Beard, Necho - 2011
 Beaver, Jim - 1966, '67, '68
 Beavers, Eric - 1983, '84, '85, '86
 Beasley, Bud - 1932, '33
 Beasley, Scott - 1946, '47, '48
 Beck, Wayne - 1969
 Beckett, Ted - 1957
 Beemer, Bill - 1931, '32, '33
 Bell, Allison - 1921
 Bell, Dray - 2011, '12
 Bell, Tom - 1947, '48, '49
 Belford, Billy Ray - 1988, '89
 Belli, Scot - 1987, '88
 Beloso, Frank - 1938, '39, '40
 Belsler, Jarred - 2004
 Beltram, Ron - 1973
 Bender, John - 2007, '08, '09, '10
 Bene, Rocco - 2006, '07
 Bennett, Eric - 1995, '96, '97
 Bennett, Noel - 1937
 Bennett, Orin - 1940, '41
 Bennett, William - 1940
 Benning, Scott - 1990, '91
 Benson, John - 1933, '34, '35
 Bergan, Bob - 1943
 Bergendahl, Justin - 2004, '05
 Berger, Mike - 1971, '72
 Bertrando, Alex - 2013, '14
 Bethea, Mike - 2008, '09
 Betita, Tony - 1965, '66
 Betters, Doug - 1977
 Bingham, Bob - 1978
 Bird, Greg - 1998, '99
 Bishop, Adam - 2004, '05, '06, '07
 Bishop, Brian - 1975, '76
 Bissett, Roger - 1945
 Bitonio, Joel - 2010, '11, '12, '13
 Black, Greg - 1985
 Blackwell, Aaron - 1992, '93
 Blaine, Robert - 1941
 Blair, Bobby - 1992, '93
 Bledsoe, Dan - 1933
 Blinn, Ben - 1965, '66
 Bloedell, George - 1929
 Bloedell, Ron - 1931
 Blythe, Molech - 1995, '96
 Boccio, Brian - 1995, '96, '97
 Bockman, Morley - 1946
 Boeger, Ron - 1964
 Bohr, Kevin - 2007, '08, '09
 Bonsall, Bil - 1985, '86, '87, '88
 Bohr, Kevin - 2008
 Borba, Rick - 1970, '71
 Bouchelion, Dominic - 1993
 Boudreaux, Bubba - 2011
 Boughton, DeAndre - 2010, '12
 Bowser, Bill - 1954, '55, '56
 Boy, Alex - 2014
 Boyd, Steve - 1974
 Boyle, Art - 1970, '71
 Brackett, Trevor - 2004, '05

Bradley, Aaron - 2011, '12, '13
 Bradley, Harry - 1935, '36, '38
 Bradshaw, James - 1920, '21
 Brady, Dave - 1959
 Brady, Norm - 1998, '99
 Brady, Pat - 1949, '50
 Branca, Bill - 1990, '91
 Brandenburg, Mark - 1974, '75, '76
 Branzell, Travis - 2003, '04, '05, '06
 Brazil, George - 1996, '97, '98
 Bream, Glenn - 1925, '26
 Breaux, Mike - 1992, '93, '94
 Bregal, Troy - 1994
 Brennan, Edward - 1941
 Briles, Howard - 1964, '66
 Brickell, Zach - 2013, '14
 Brimm, Greg - 1972, '73
 Brinard, Frank - 1956
 Brock, Kendall - 2011, '12, '13, '14
 Bronson, Jim - 1961, '62
 Brooks, Cleavon - 1998, '99
 Brooks, Douglas - 1950, '52, '53
 Brooks, John - 1937, '38, '39
 Broussard, Christian - 1997, '98, '99
 Brown, Bob - 1985, '86
 Brown, Jermaine - 1999, '00, '01
 Brown, Mike - 1985, '86, '87, '88
 Brown, Thaddeus - 2009, '10, '11
 Brown - 1929
 Brule, W.H. - 1898
 Brulotte, Bob - 1956, '57
 Bryan, Dick - 1919
 Bryant, Henry - 1937, '38
 Bryant, Steve - 1990, '91, '92, '93
 Buckman, Tom - 1919, '20
 Buddy, George - 1990, '91
 Bueno, Roger - 1968, '69
 Buffaloe, Bob - 1960
 Buh, Andy - 1993, '94
 Buich, David - 1978, '79, '81, '82
 Burk, Jason - 1998, '99
 Burk, Jimmy - 1996, '97
 Burleson, Nate - 2000, '01, '02
 Burnett, Kaelin - 2009, '10, '11
 Burr, David - 1997, '98
 Burrus, Don - 1940
 Busch, Gary - 1961, '62
 Butler, Ezra - 2004, '05, '06, '07
 Butler, James - 2014
 Bybee, Bern - 1974
 Byington, Doug - 1952
 Byington, Russ - 1934, '35
 Byrd, Billie - 1978, '80, '81
 Byrne, Kenneth - 1968, '69, '70
 Byrnes, Bill - 1960, '61
 Byrom, Jack - 1965, '66, '67
 Bythwood, Dan - 2001, '02

C

Cagle, Stan - 1983
 Caldwell, Roy - 1935
 Caldwell, Seve - 1936
 Caldwell - 1929
 Caleb, Ken - 1986, '87, '88
 Calloway, Tere - 2014
 Cammerano, Gus - 1944, '45
 Campbell, Mike - 1979
 Campbell, Neil - 1936, '37
 Campbell, Roger - 1968
 Cannida, James - 1994, '95, '96, '97
 Cannon, Matt - 2000
 Capone, John - 1968
 Capozzo, Don - 1968, '69, '70
 Carbone, Tyler - 1984, '85
 Carano, Gary - 1972
 Carder, Doug - 1965, '66
 Carlson, Ernest - 1921, '22, '23, '24
 Carlson, Tinnas - 1947
 Carminer, Mack - 1997, '98, '99
 Carmody, Jack - 1947, '48, '49
 Carpenter, Leonard - 1937, '38
 Carpenter, Myron - 1961
 Carroll, Vic - 1932, '33
 Carter, Aaron - 1999, '00, '01, '02
 Carter, Jay - 1961, '62
 Carter, Lee - 1970, '71
 Carter, Logan - 2002, '03
 Carter, Rick - 1969, '70, '71
 Caruso, Carmel - 1947, '48, '49, '50
 Cashbaugh, Robert - 1942
 Cashill, Tom - 1932, '33, '34
 Cashill, William - 1934, '35, '36
 Caspers, Joe - 1989, '90, '91, '92
 Cassinelli, Bill - 1999
 Castle, Doug - 1925
 Catapano, Josh - 2007
 Cawiezell, Jim - 1960, '61
 Chachere, Derrick - 1988, '89
 Chaffee, Lawrence - 1924, '25
 Chandless, Art - 1977, '78
 Chapelle, Manuel - 1941
 Chapman, Bernie - 1993, '94
 Chesse, Hugh - 1939
 Chism, Harry - 1903, '04
 Chism, John - 1898
 Choudja, Patrick - 2014
 Chrishon, Marcellus - 1993, '94
 Christman, Jim - 1964, '65
 Christopher, Mike - 1962
 Church, Steve - 2002, '03
 Church, Willis - 1920, '22
 Clifton, Matthew - 1988, '89, '90, '91
 Claiborne, Kevin - 1986, '87, '88, '89
 Clapham, David - 1972, '73
 Clark, Edward - 1924
 Clark, Alfred - 1923, '24
 Clark, Bill - 1973, '74
 Clark, Conrad - 1978, '79, '80, '81
 Clark, Eric - 2004, '05, '06
 Clark, Jimmy - 1980, '81
 Clarkson, James - 1944
 Clayton, Henry - 1937, '38, '39
 Cleary, Joe - 1935, '36
 Clements, Burt - 1973, '74
 Clifford, Patrick - 2013, '14
 Clifton, Mundrae - 2006, '07, '08
 Clune, Dan - 1973, '74
 Coates, Reggie - 2012
 Cobeaga, Mitch - 1938, '39
 Coddington, Ed - 1928
 Coffin, Doug - 1973, '74
 Cohen, Stanley - 1942
 Colchico, Dominic - 1982, '83, '84
 Cole, Mike - 1966
 Coleman, Jim - 1945
 Collet, Bob - 1948, '49
 Collis, Ronald - 1978
 Collis, Luke - 2008, '09
 Colwell, Mark - 1920, '21
 Combs, Devin - 2012, '13, '14
 Condon, John - 1965, '66, '67
 Connelly, Bruce - 1927
 Cook, Earl - 1976
 Cook, Rod - 1957, '58, '59, '60
 Cook, Tom - 1961, '62
 Cooks, Roosevelt - 2004, '05
 Cooley, Robert - 1926
 Coonce, Jeff - 1975
 Cooney, Joe - 1982, '83
 Cooper, Bob - 1994, '95
 Cooper, Fred - 1979, '80
 Cooper, Louis - 1964
 Cooper, William - 1952, '53
 Copeland, Tony - 1994
 Corbett, Austin - 2014
 Cordova, Jorge - 2000, '01, '02, '03

INTRO
 TEAM INFO
 PLAYERS
 COACHES & STAFF
 STATISTICS
RECORD BOOK
 HISTORY
 UNIVERSITY



Coren, Ben - 1943, '44
 Corley, Anthony - 1981, '82, '83
 Corley, Bob - 1947, '48, '49
 Cosgrove, Bob - 1973, '74
 Costanza, Larry - 1970, '72
 Cotten, Bernie - 1961, '63
 Coulson, Ryan - 2007, '08, '09, '10
 Craig, David - 1977, '78
 Crawford, Allen - 1963, '64
 Crawford, Mike - 1994, '95, '96
 Crawford, Mike - 2000, '01
 Creel, Al - 1955
 Creighton, Rich - 1970, '71
 Crew, Ralston - 1924, '25, '27
 Cromwell, Tom - 1978, '79
 Cross, Rick - 1996, '97, '98, '99
 Crowley, Basil - 1913
 Cruz, Domico - 1999, '00, '01, '02
 Cukrov, Greg - 1998
 Culp, Max - 1960, '61
 Cunningham, T.W. - 1998, '00, '01
 Curry, James - 1977, '78
 Curtis, Archie - 1959
 Curtis, Keenan - 2002, '03
 Cutright, Ervin - 1989, '90, '91, '92

D

Dahl, Harvey - 2001, '02, '03, '04
 Dales, Bret - 1983, '84, '85, '86
 Dambacher, Nolan - 2014
 Dankworth, Steve - 1978
 Daniel, Bill - 1959, '60, '61, '62
 Daniels, Rex - 1940, '41
 Danies, John - 1974
 Dark, Warren - 1941
 Darlington, Jack - 2005, '06
 Darrow, Clay - 1955, '56, '57
 Davidson, Clark - 1982, '83
 Davis, Andre - 2009
 Davis, Demetrius - 1987, '88, '89
 Davis, Hugh - 1952
 Davis, Hugh (Howdy) - 1957
 Davis, James (Jack) - 1947, '48, '49
 Davis, Jeff - 1984, '85, '86, '87
 Davis, Russell - 1973
 Dawson, Barry - 1988, '89
 Dawson, Denison - 1995, '96, '97, '98
 Dean, Aaron - 1999, '00, '01, '02
 Dearing, Larry - 1967, '68
 DeCarlo, Danny - 2013
 Deeds, Todd - 1987, '88
 De Koning, Burton - 2012, '13
 Delahide, John - 1913
 Dellanoy, Gerald - 1934, '35
 Del Turco, Ray - 1962
 DeMars, Jason - 2005, '06
 DeMello, Jack - 1982
 Demosthenes, Ted - 1937, '38
 Demps, Wyatt - 2014
 Dendary, Joe - 1976
 Denny, Kyle - 1983, '84
 DePaoli, Reg - 1952
 Dessar, Delvyn - 1913
 Devers, Lorenzo - 2012
 DeWitt, Clint - 1965, '66
 DiChiara, Al - 1945
 Diercks, Ed - 1944
 Dieringer, Jack - 1944, '45
 Dike, Kaodi - 2013, '14
 Dimmitt, Michael - 1963
 Ditsworth, Colin - 2012
 Dixon, Calvin - 1964
 Dixon, Jay - 2006, '07
 Dixon, Mike - 1984
 Dobrich, Jordan - 2012, '13, '14
 Dockery, Al - 1943
 Dodge, Howard - 1975, '76, '77
 Dodge, Max - 1945, '46
 Dolak, Mike - 1974, '75
 Dolan, Mike - 1969, '70
 Donithan, Kent - 1985, '86

Donnels, Al - 1922, '23
 Doren, Greg - 1986
 Douglas, Joe - 1974, '75
 Drahos, Mark - 1988, '89, '90, '91
 Drake, Doug - 1976, '77
 Drake, Ricky - 2009, '10
 Drakulich, Stan - 1950, '53
 Dripps, J.H. - 1901
 Drum, Jerry - 1958
 Drury - 1930
 Duborg, George - 1921, '22, '23
 Duck, Gene - 1961, '62, '63, '64
 Duckett, Forey - 1989, '90, '91, '92
 Duddy, Tom - 1977
 Dugas, Adrien - 1997, '98, '99, '00, '01
 Duncan, Steve - 1986
 Dundson - 1898
 Dungan, Lee - 1924, '25
 Dunlop, Dennis - 1950
 Dunn, Joe - 1992, '93
 Dunne, Vincent - 1919, '20
 Duran, Chris - 1987, '88, '89
 Durham, Alonzo - 2007, '08, '09
 Durham, Bob - 1944, '45
 Durkin, Bill - 1971
 Dutton, John - 1996, '97
 Dyer, Dave - 1964, '65
 Dysel, Ernie - 1945

E

Ealy, Tyrone - 1986
 Easter, Joe - 2008, '09
 Eatinger, Gary - 1968, '69, '70
 Eaton, Keith - 1991, '92
 Eaton, Pat - 1936, '37, '39
 Eaton, Tom - 1986
 Ebel, Wesley - 1952
 Ebert, Hank - 1962, '63
 Echave, Jock - 1960, '61, '62, '63
 Echave, Jon - 1991, '92, '93
 Edsall, Floyd - 1942
 Edwards, Charles - 1978, '79
 Edwards, Glenn - 1973, '74
 Edwards, Jordan - 2001, '02
 Edwards, Mike - 1995, '96, '97
 Edwards, Randy - 1956
 Edwards, Rick - 1980
 Edwards, Tony - 1988, '89, '90, '91
 Egu, Patrick - 1987, '88
 Einstoss, Ron - 1950
 Eklund, Kyle - 2003, '04, '05, '06
 Elder, Willard - 1947, '48, '49
 Eliades, Jordan - 1942, '46, '47
 Elliott, Chester - 1930
 Ellison, Bernard - 1986, '87, '88, '90
 Ellston - 1927
 Engilman, Jeff - 1970
 English, Dan - 1970, '71
 Engstrom, Jeremy - 2004, '05, '06, '07
 Ensslin, Ted - 1947, '48
 Ernst, Kevin - 2003
 Eskew, Brad - 2008
 Estes, Pat - 1998, '99, '00, '01
 Evans, Benjamin - 1898, '02
 Evans, Mike - 2008
 Ezell, Bob - 1962

F

Faaituala, Faigofie - 2014
 Faddis, Dean - 2010
 Fairbrother, George - 1925, '26
 Fagan, Cory - 2004
 Fajardo, Cody - 2011, '12, '13, '14
 Fake, Frank - 1913
 Falbaum, Gus - 1921
 Faller, Joe - 1975, '76
 Faraimo, Salesa - 2013, '14
 Farley, Jim - 1997, '98, '99
 Farnsworth, Buck - 1925, '26, '27, '28

Farnsworth, Darwin - 1945, '46, '47
 Fast, Jim - 1955
 Fauolo, Selevasio - 2005, '06
 Favors, Evan - 2011, '12, '13, '14
 Favors, Jerry - 1989, '14
 Fehoko, Simone - 2000
 Fellisina, Larry - 1963, '64, '65
 Fergesen, David - 1898
 Ferguson, Wayne - 1976, '77, '78
 Fine, Damon - 2001, '02, '03, '04
 Fischer, Vance - 1962, '66
 Fisher, Emerson - 1920, '21
 Fisher, Herman - 1948, '49, '50
 Fisher, Jack - 1973, '74, '75
 Fisher, John - 1982
 Fitzpatrick, Dennis - 1963, '64, '65
 Fleming, Tim - 2000, '01, '02, '03
 Flock, Mike - 1960
 Flournoy, John - '33
 Flowers, Nichiren - 2002, '03, '04
 Floyd, Lucius - 1984, '85, '86, '87
 Fludd, Brian - 2008
 Flynn, Dennis - 1966
 Fobbs, Lee - 1978, '79
 Foger, Charvez - 1985, '86, '87, '88
 Folweiler, Sean - 2000, '01
 Ford, Boyce - 1952, '53, '54
 Ford, Robert - 1985, '86, '87, '88
 Foremaster, Harrold - 1937
 Foreman, Tom - 1940
 Forte, Harmon - 1940
 Forrest II, Arthur - 2012, '13
 Foster, Herb - 1920, '21
 Foster, Sam - 2011
 Foster, Tom - 1976, '77, '78
 Francellini, Pat - 1946
 Fragger, Brandon - 2006, '07, '09
 Frazier, Walt - 1980, '81
 Freeman, Fred - 1904
 Freeman, Pat - 1996, '97
 Frey, Isaiah - 2008, '09, '10, '11
 Freitas, Todd - 1989, '90
 Friberg, Tom - 1955, '57, '58
 Frierson, Jason - 1989, '90, '91
 Friesell, Frank - 1902, '03, '04
 Frisbie, Scott - 2008, '09, '10, '11
 Fritts, Gary - 1971, '72
 Fritz, Larry - 1955
 Frost, Harry - 1924, '25, '26
 Frudenberg, Herman - 1934
 Fuhr, Nick - 2004, '05, '06, '07
 Fujii, Ken - 1954, '55, '56, '57
 Fuller, Brian - 1974, '75
 Fuller, Eric - 1970, '71

G

Gadda, George - 1927
 Gaechter, William - 1964, '65, '66
 Gaeta, Leonard - 1968
 Galas, Matt - 2012, '13, '14
 Gallaway, Fred - 1937, '38
 Gallett, Mike - 2007, '08
 Galloway, Oscar - 1995
 Gair, Jim - 1976
 Garamendi, Ray - 1939
 Garcia, Adam - 2003, '04
 Garcia, Frank - 1954
 Garcia, Joe - 2005, '06
 Garner, Rick - 1975
 Garrett, Charles - 2012, '13, '14
 Garrett, Humphery - 2000
 Garrett, Neil - 1950, '52
 Garrison, Scott - 2003, '04, '05, '06
 Gatlin, Fred - 1989, '90, '91, '92
 Gavenda, Jim - 1990
 Gaynor, George - 1976, '77
 Gebhardt, Phil - 1964
 Gelmstead, Carl - 1939
 Genasci, Andy - 1987
 Genasci, Joe - 1957, '58, '59, '60

Gentry, Melvin - 1980, '82
 Gerbig, Ardin - 1957, '58
 Germain, Gene - 1958, '59, '60
 Getz, Larry - 1967, '68, '69
 Ghio, Andrew - 1996, '97, '98
 Gilberg, Jack - 1923, '24, '25
 Gillom, Horrace - 1946
 Giovannoni, Ross - 1978, '79
 Gipson, Jarred - 2013, '14
 Girola, Mark - 1986
 Givens, Juan - 1994, '95
 Glasgow - 1929
 Gonda, John - 1950
 Gonsolves, Ray - 1950, '52
 Gonyer, Thomas - 1970, '71
 Gonzales, Ed - 1967, '68, '69, '70
 Gooden, Anthony - 1983, '84, '85
 Goodner, Wes - 1940, '41
 Gordon, Johnny - 1984
 Gosselin, Kyle - 2002, '03, '04
 Gosting, Larry - 1967
 Grady, Chris - 1979
 Graf, Wally - 1949, '50
 Graham, F.W. - 1901, '02
 Graham, George - 1954
 Graham, Mark - 1974, '75
 Graham, Turner - 2000, '01
 Granucci, Mar - 1970, '71, '73
 Grant, Tom - 1920
 Gravert, William - 1978
 Gray, Allen - 1978, '79
 Gray, Jim - 1975
 Gray, Joe - 1981
 Graziano, Nick - 2006, '07, '08
 Green, Deantae - 2008, '09
 Green, Dominic - 2005, '06, '07, '08
 Green, Elijah - 1959
 Green, Elmer - 1944
 Green, Jeremiah - 2011, '12
 Green, Virgil - 2007, '08, '09, '10
 Greene, Todd - 1987, '88
 Gresham, Alex - 1996, '97
 Grevich, Mel - 1947, '48
 Gridley, Dick - 1922, '23
 Gridley, Lewis - 1924
 Griffin, Craig - 1970
 Griffin, John - 1930
 Griffin, Josh - 2000, '01
 Grimes, Kevin - 2007, '08, '09, '10
 Grohs, Art - 1961
 Grouwinkle, Greg - 1972, '73, '74
 Grubbs, Bill - 1935, '36, '37
 Guffrey, Lloyd - 1930, '32
 Guild, Bill - 1935
 Guild, Marlin - 1970
 Guider, Mike - 1995, '96
 Gupton, Donald - 2004
 Gustafson, John - 1936, '37
 Gutterson, Alvin - 1922
 Gutterson, Bill - 1924, '25, '26

H

Hadlen, George - 1933, '34, '35
 Hadwick, Jeff - 1993, '94, '95, '96
 Hageleen, Maury - 1945
 Haikins, Nigel - 2013, '14
 Haines, Dave - 1959, '60, '62, '63
 Hairston, David - 1996, '97
 Hairston, Lawrence - 1949, '50
 Hakin, James - 1999
 Hale, Nick - 2010, '11, '12
 Hales, Mike - 1975
 Haley, James - 1978
 Haley, Steve - 2009, '10, '11
 Halkyard, Bill - 1954
 Hall, Greg - 2006, '07, '08
 Hall, Tawan - 1993, '94, '95
 Hallahan, Bob - 1952
 Helu, Soma - 1996

INTRO

TEAM INFO

PLAYERS

COACHES
& STAFF

STATISTICS

RECORD
BOOKHISTORY
UNIVERSITY



All-Time Lettermen

Halvorsen, Mike - 1989
 Haman, Dick - 1934
 Helu, Soma - 1996
 Halvorsen, Mike - 1989
 Haman, Dick - 1934
 Hamdorf, Allen - 1957
 Hamilton - 1913
 Hamilton, Bennett - 2002
 Hamilton, Roy - 1977, '78
 Hamm, Bob - 1980, '82
 Hammert, Bernhard - 1929
 Handley - 1929, '32
 Handy, Chris - 2002
 Hann, David - 1977, '78, '79
 Hansen, Reynold - 1924, '25, '26, '27
 Hanson, Jordan - 2012, '13, '14
 Harbour, Phil - 1984
 Hardaway, George - 1969, '70
 Hardiman, Kelly - 1979, '80
 Hardiman, Ronnie - 2000, '01, '02
 Hardison, Allen - 2011, '12
 Hardy, Brian - 1964
 Hariman, Lester - 1913
 Harker, Ernest - 1919
 Harker, Nick - 1990
 Harmon, Charles - 1955
 Harper, Eric - 1998, '99
 Harper, Travis - 1976, '77, '78, '79
 Harris, Rick - 1981, '82, '83
 Harris, Robert - 1932, '33
 Harris, Rusty - 1974, '75
 Harrison, Leslie - 1921, '22, '23, '24
 Hart, Chester - 1904
 Hart, James - 1901, '02, '03, '04
 Hartsfield, Howard - 1950
 Harvey, Mo - 2008, '09
 Hasson, Darnell - 1993, '94, '95, '96
 Hattalla, John - 1941, '42
 Hawkins, Frank - 1977, '78, '79, '80
 Hawthorne, Nick - 2003, '04, '05, '06
 Hayes, David - 1898
 Hayes, Gerald - 1970
 Hayes, Harold - 1944, '46, '47, '48
 Hayes, Ray - 1972
 Hayhoe, Bret - 1995, '96
 Haynes, Fred - 1956
 Haynes, Ralph - 1932, '34
 Heath, Stan - 1947, '48
 Heher, Pat - 1945, '46
 Heinz, Larry - 1944
 Heiser, Andy - 2002, '03, '04
 Hekking, Brock - 2011, '12, '13, '14
 Helstowski, John - 1944
 Helu, Soma - 1996
 Henderson, Hasaan - 2013, '14
 Henderson, Mark - 1977, '78, '79, '80
 Hennigan, Norma - 1975
 Henry, Greg - 1971, '72
 Henry, Jacob - 2013, '14
 Heppe, David - 1979, '81, '82
 Hermeling, Mike - 1968
 Hermeling, Terry - 1967, '68, '69
 Hermann, Dave - 1960
 Herron, Bob - 1961, '62, '64
 Herzog, Joe - 2000
 Herzog, Jon - 1999
 Heskett, Tim - 1966
 Heward, Harlan - 1962
 Hider, Jace - 1996, '97, '98
 Hidish, Adam - 1956
 Hieber, Tracey - 1977, '78
 Higgins, Darin - 1997, '98
 Hill, Brant - 2000, '01
 Hill, Charles - 1977
 Hill, Daryll - 2008
 Hill, Harvey - 1931, '32
 Hill, Hayden - 1970, '71
 Hill, Jack - 1930, '31, '32, '33

Hill, Steve - 1995, '96
 Hines, Chris - 2001, '02, '03, '04
 Hines, Matt - 2004, '05, '06, '07
 Hixon, Steve - 1976, '77
 Hoag, Jeff - 1970
 Hobbs, George - 1921, '22, '23
 Hodges, Dean - 1986
 Hoeffler, Ed - 1964, '65, '66
 Hoeper, P.J. - 2002, '03, '04
 Hoffman, C. - 1902
 Hoffman, Gus - 1901
 Hogan, Tom - 1967
 Holman, Bill - 1965, '66
 Holman, Doyle - 1995
 Holmes, Detric - 1991, '92, '93
 Holmes, Johnnie - 1999, '00
 Holt, Floyd - 1932
 Hook, Jerry - 1960
 Hopper, Floyd - 1947, '48, '49
 Hopper, Fred - 1947, '48, '49
 Horner, Bill - 1972
 Horton, Randy - 2013
 Houk, Bill - 1965, '66, '67
 House, Jim - 1972, '73
 Howard, Andre - 1991, '92
 Howard, Kevin - 1981, '82
 Howard, Sherman - 1947, '48
 Howton, Bill - 1954, '55
 Howell, Bobby - 1971
 Houk, Tyler - 2013
 Hronek, Mark - 1988
 Huber, Joeseeph - 2012, '13
 Hubbard, Robert - 2005, '06
 Hudson, Don - 1957
 Hudson, Jim - 1971, '72
 Hudson, Robert - 1985
 Hug, Proctor - 1925
 Hulbert, Neil - 1987, '88, '89, '90
 Hulse, Gary - 1972
 Hunt, Chris - 1970
 Hunt, Don - 1959
 Hunte, W.M. - 1899
 Hunter, Bob - 1958, '59
 Hunter, Patrick - 1982, '83, '84, '85
 Hunter, W.W. - 1898
 Hurd, David - 1977
 Hurst, Jake - 2011

I

Insley, Trevor - 1996, '97, '98, '99
 Isala, Joe - 1965, '66
 Isley, Rocky - 1968
 Ivaldi, Tony - 1986
 Ivery, Thai - 1984, '85

J

Jackson, Andy - 1971
 Jackson, Don - 2013, '14
 Jackson, Gary - 1980
 Jackson, George - 1988, '89
 Jackson, Hank - 1970, '72, '73
 Jackson, Harry - 1989, '90
 Jackson, Jamaal - 2002, '03, '04
 Jackson, Justin - 2006, '07
 Jackson, Kenny - 1998
 Jackson, L.J. - 2014
 Jaekle, Brett - 2005, '06, '07, '08
 James, Art - 1921
 Jamison, Jim - 1965, '66
 Javonillo, John - 1969
 Jeffers, Stephen - 2011, '12, '13
 Jefferson, Stephon - 2010, '11, '12
 Jenkins, Eric - 1983
 Jesse, Ed - 1949, '53, '54
 Johns, Brad - 1940
 Johns, Kevin - 1975
 Johnson, Bob - 1966, '67
 Johnson, Cody - 2000, '01, '02, '03

Johnson, Clayton - 2008
 Johnson, Eric - 1998, '99
 Johnson, Gilbert - 1981, '82
 Johnson, Homer - 1919, '20, '21
 Johnson, James - 1992, '93, '95, '96
 Johnson, James-Michael - 2008, '09, '10, '11
 Johnson, Jerome - 2006, '07, '08
 Johnson, John - 1967
 Johnson, Ken - 1967
 Johnson, Kendall - 2014
 Johnson, Marlon - 2010, '11, '12
 Jolley, Paul - 1999, '00, '01, '02
 Jondle, Kyle - 1987, '88
 Jones - 1929
 Jones, Alexander - 1981, '82
 Jones, Ali - 2002, '03
 Jones, Don - 1950, '53, '54
 Jones, Derek - 2000, '01, '02, '03
 Jones, Elmer - 1922, '23, '25
 Jones, George - 1996, '97
 Jones, Harry - 1904
 Jones, Jeff - 1979, '80
 Jones, Jim - 1992, '93
 Jones, Lenny - 2012, '13, '14
 Jones, Mo - 1998, '99, '00, '01
 Jones, Thomas - 1978, '79
 Jones, Thomas - 1919

K

Kaepernick, Colin - 2007, '08, '09, '10
 Kairy, Xavier - 1989, '90, '91, '92
 Kalmanir, Andy - 1950
 Kalmanir, Tom - 1946, '47, '48
 Kanellis, Mike - 2006, '07
 Kaskie, Brian - 1984, '85, '86, '87
 Kasper, Michael - 1963, '64, '65
 Kasunic, George - 1958
 Kaululaau, Kika - 2000, '01
 Kau, Dennis - 1969, '70
 Kauo, Keone - 2001, '02, '03, '04
 Kearney, W. M. - 1901, '02
 Keats, Parker - 1931
 Keddie, W.A. "Art" - 1898, '00, '01
 Keeton, Bryson - 2012, '13
 Keivit, Joe - 1937, '38, '39
 Kell, Ed - 1932, '33
 Kelly, Matt - 1994, '95, '96
 Kelly, Otto - 1981, '82, '83
 Kendrick, Brenton - 2002, '03
 Kendrick, Gary - 1972, '73
 Kennard, Derek - 1981, '82, '83
 Kennard, Derek, Jr. - 2000, '01, '02, '03
 Kenny, Paul - 1972, '73
 Kentera, John - 1945
 Kenyon, Steve - 1977, '78
 Khouri, Adam - 2014
 Kiefer, Adam - 2002, '03, '04
 Kilson, David - 1981, '82
 Kimmerl, Arden - 1922, '23
 King, Al - 1980, '81
 King, Arthur, Jr. - 2006, '07, '08
 King, Darrell - 1991, '92
 King, Joe - 1990, '91
 King, Warren - 1975
 Kirish, Ben - 2002, '03
 Kirkendall - 1935
 Kitchner, Stan - 1945
 Klemzewski, Matt - 1945
 Klenakis, Tony - 1961, '62
 Klisiewicz, Tom - 1985, '86, '87, '88
 Klosterman, Edward - 1947, '48, '49
 Kluge, Fred - 1944
 Knapp, Steve - 1978, '79, '80, '81
 Knox, Cyril - 1903, '04
 Kolesar, Tom - 1973, '74
 Kondel, Ted - 1946, '47, '48, '49
 Kondra, Jeff - 1992, '93, '94

Kornball, Art - 1940
 Kot, Tom - 1941
 Kramer, Bob - 1971, '72
 Kretschmer, Chance - 2001, '02, '03, '04
 Kristinat, Bill - 1974
 Kihn, Pete - 1975, '76
 Kunkle, Joe - 1972, '75

L

Lackey, William - 1991, '92
 LaGraffe, Brandon - 1995
 LaGrone, Carl, Jr. - 2000, '01, '02, '03
 Landon, Dale - 1963, '64, '65
 Lane Jr., Bryan - 2012, '13, '14
 Lane, Dwight - 2000
 Lane, Chris - 1997, '98, '99
 Lang, Gene - 1961, '63
 Langley, Brad - 2008, '09, '10
 Lankow, Rich - 1965
 Lantrip, Tyler - 2011
 Larsen, Maxwell - 1926, '27
 Larsen, Willard - 1924, '25
 Larson, "Swede" William - 1923
 Lash, Joe - 1950, '53, '54
 Lasker, Matt - 1996
 LaTona, Ted - 1943
 Lauderdale, Brian - 1998, '99
 Lavulo, Fred - 2012, '13
 Lawlor, Glenn "Jake" - 1926, '27, '28, '29
 Lawlor, Mike - 1926, '27
 Lawrence, W.C. - 1898, '00, '01
 Lawrence, William - 1903
 Lawson, Justin - 1924, '25, '26, '27
 Lazovich, Mike - 1985, '86, '87, '88
 Leadbetter, B.C. - 1898, '00, '01
 Leadbetter, E.P. - 1901, '02
 Leal, Joe - 1952, '53, '54
 Leao, Orville - 1964, '65
 Leary, Bill - 1969, '70, '71
 Leavitt, Dee - 1941
 Leavitt, E.I. - 1903
 Leavitt, Myron - 1950
 Leavitt, G.A. - 1898
 Leavitt, W. - 1902
 Leck, Mike - 1969, '71, '72
 Lee, Charles - 1972, '73, '74, '75
 Lee, Gabe - 2011, '12, '13
 Lee, Riley - 1939
 Ledieff, Dan - 1992, '93
 Lemich, Gordon - 1961
 Lemon, Bob - 1958
 Lemon, Chris - 1996, '97, '98, '99
 Leon, Fred - 1947, '48, '49
 Leslie, Mike - 1952, '53, '54, '55
 Letser, Steve - 1992
 LeVasseur, Marty - 1975
 Levy, Art - 1929, '30
 Lewandowski, Mike - 1973
 Lewis, Buddy - 2002, '03
 Lewis, Leondre - 2000, '01, '02, '03
 Lewis, Michael Lou - 1985
 Leyva, Horacio - 1998, '99, '00, '01
 Libby, John - 1988, '89
 Lilly, Linden - 1986
 Limutau, Tony - 1982, '83
 Lindeman, Duke - 1947
 Lindstrom, Brad - 2000
 Linehan, Walt - 1929, '30, '32
 Lippincott, Luke - 2006, '07, '08, '09
 Liranzo, Adam - 2007, '08, '09, '10
 Littlefield, Dwayne - 1985
 Litton, Robert - 1954, '55
 Lloyd, Arthur - 1996, '97, '98
 Lman, G.D. - 1901
 Loandsdon, Al - 1936
 Loftus, Stan - 1975, '76
 Logan, Tony - 1985, '86, '87, '88



Lohlein, Harold "Buck" - 1922, '24, '25
Lommori, Joe - 1934, '36, '37
Lommori, Mario - 1955, '56, '57, '58
Lommori, Scott - 1985, '86, '87
Long, Bill - 1955
Long, Chris - 1973, '74
Long, Larry - 1968
Lopez, Clayton - 1992, '93, '94
Lopez, Steve - 1971
Lorenzi, Tony - 1992, '93, '94
Louks, Corbin - 2010, '11
Loutzenhiser, Jeff - 1983, '84
Loveseth, Steve - 1972
Lowry, Al - 1922, '23, '24
Lozano, Aaron - 1995, '96
Luca, Mike - 2001
Lundergreen, Gary - 1956, '57
Lundy, Dave - 1961, '62
Lusiani, Craig - 1970
Luttges, Jim - 1964, '65
Lynch, Bill - 2001, '02
Lynch, Damon - 1993
Lyons, Matthew - 2013, '14
Lytle, Nathan - 2013

M

Mabry, Claude - 1952
Mackrides, Bill - 1943, '44, '46
Macomber, Jeff - 1971, '72
Madison, Scott - 1983
Macauley, Jeremy - 2013, '14
Madonick, Zack - 2008, '09, '10, '11
Madruga, Bob - 1929, '30, '32
Magleby, Mason - 2011
Maher, Bob - 1967, '68
Maloy, Tom - 1976, '77, '78
Mandell, Dennis - 1963, '64
Manguso, Tony - 1962, '63
Mann, Charles - 1980, '81, '82
Mann, Jerry - 1953
Mann, Maurice - 2002, '03
Manu, Charles - 2005, '06, '07
Mark, Lampford - 2008, '09, '10, '11
Marion, Brock - 1989, '90, '91, '92
Marioni, William - 1970, '71, '72
Markovich, Ed - 1967
Marmor, Len - 1944
Marone, Don - 1957
Marotti, Bob - 1972, '73
Marsh, Phinnie - 1956, '57, '58
Marsh, R.J. - 2001, '02, '03
Marshall, Brandon M.
2008, '09, '10, '11
Martin, Bill - 1920, '21, '22
Martin, Bob - 1950
Martin, Scott - 1985, '86
Martin, Tim - 1995
Martinez, Anthony - 2010
Martinez, Tony - 1965, '66
Marvitz, Frank - 1993, '94
Mason, Bud - 1945
Mason, James - 1978
Mason, Terry - 1983
Mason, Tom - 1977
Massey, Tom - 1950, '52
Matter, Tom - 1990, '91, '92, '93
Matthews, Rishard - 2010, '11
Matteucci, Al - 1950
Mauga, Joshua - 2005, '06, '07, '08
Maxwell, Alan - 1990
Maxwell, Mike - 1993, '94, '95
Mayne, Jude - 1993, '94
Mayville, Steve - 1993
McCann, David - 1977
McCarthy, Tom - 1980, '81, '83
McClure, Bob - 1943, '44, '45, '46
McCollum, Alden "Mack" - 1927, '28

McCorkle, Mack - 1922
McCoy, Daryl - 1983, '84, '85
McCoy, Mike - 2005, '06, '07, '08
McCubbin, Loyd - 1913
McDermott, John - 1976
McDaniel, Deon - 1995, '96, '97, '98
McDaniels, Al - 1962, '63, '64
McDonald, Joe - 1939, '40
McDonald, Joe - 1913
McDonald, Tim - 1975
McDow, Doug - 1936
McElroy, Cody - 2004
McElroy, J. - 1901, '02
McGarraghan - 1930
McGowan, Mike - 1977, '78, '79, '81
McGee, Dell - 2003
McHenry, Steve - 1994, '95
McIntosh, Andy - 2005, '06, '07, '08
McIntyre, Charles - 1937
McKelvie, Kevin - 1989, '90
McKinnon, Hollis - 1931, '35, '36, '37
McKinzie, Jerry - 1960, '61
McKnight, Steve - 1972
McLean, Jason - 1995, '96, '97
McLean, Jason - 1995, '96, '97
McLaughlin, Marlon - 2001, '02, '03
McLaurin, Nate - 2013, '14
McNeal, Jonathan - 2012, '13, '14
McPhail, Harvey - 1913
McPherson, Steve - 1971
McSweeney, John - 1963
McVeigh, Mark - 1983, '84, '85
Meads, Jeff - 2010, '11
Medler, Randy - 1983, '84, '85
Melcher, Brett - 1978, '79, '80, '81
Melin, J. - 1902
Melton, Rollan - 1952, '53
Menardi, Blair - 1913
Mendive, Lou - 1949
Menke, Henry - 1903, '04
Metten, Robert - 1937
Micklos, Josh - 1995
Micone, Mike - 1987, '88, '89, '90
Middleton, Bill - 1920, '21
Middleton, Tom - 1920, '21
Milan, J.J. - 2002, '03, '04, '06
Miles, Rick - 1961, '62, '63
Miller - 1922
Miller, David - 1993, '94, '95
Miller, Dick - 1940
Miller, Doyle - 2008, '09
Miller, Greg - 1980, '81
Milligan, Bob - 1976, '77
Milliken, Ryan - 1991, '92, '93, '94
Mills, Vernon - 1936
Mills, Curtis - 1913
Milovich, Milo - 1968
Milton, Matt - 2002
Minor, Kin - 1994, '95
Mirabelli, Mike - 1946, '47
Miranda, Rob - 1993
Mitchell - 1898
Mitchell, B.J. - 2002, '03, '04, '05
Mitchell, Elijah - 2013, '14
Mitchell, Jerry - 1983
Mitchell, Marko - 2006, '07, '08
Mitchell, Reggie - 1997, '98
Mizell, Ken - 1981, '82
Moch, Dontay - 2007, '08, '09, '10
Modzelewski, Joe - 1963
Moen, Matthew - 2014
Mohorovich, Matt - 1930, '31, '32
Moll, Tony - 2002, '03, '04
Monohan, Monty - 1922, '23
Monroe, Lane - 1966
Monroe, Tony - 1975
Monson, Dee - 1979, '80, '81, '83
Montgomery, Lynn - 1940

Moore, Charlie - 1972
Moore, Ron - 1965, '66
Moore, Travis - 2003, '04, '05, '06
Moore, Zeke - 1990, '91, '92, '93
Moran, Paul - '76, '77
Moran, W.J. - 1900
Morgan, Don - 1995, '96, '97, '98
Morris, Bill - 1945, '46, '47, '48
Morris, Guy - 1936
Morris, Tom - 1934
Morrman, Paul - 1898, '00
Morrow, Marlon - 1987, '88
Morschcheck, J.D. - 2000, '01, '02, '03
Moss, Larry - 1975, '76
Moss, Lawrence - 1960, '61
Motley, Marion - 1940, '41, '42
Moyes, Orville - 1927, '28, '29
Mross, George - 1954
Mudge, Jordan - 2011
Murden, Jack - 1943
Murphy, Leslie "Spud" - 1927, '28
Murphy, Martin - 1958, '59
Murphy, Rod - 1976
Murphey, Steven - 2003
Musselman, Jack - 1944
Musselman, Russ - 1976, '77
Myatt, Steve - 1968
Myles, Deshone - 1994, '95, '96, '97

N

Nader, Scott - 1972, '73, '74
Nady, Jay - 1967, '68, '69
Nady, Jeff - 2010, '11, '12
Nash, Louis - 1935, '36
Neil, Jim - 1975
Neill, David - 1998, '99, '00, '01
Nenzel, Chris - 1958, '59, '60
Nenzel, Frank - 1959, '60, '61
Nevin, Clarence - 1958
Newhouse, Greg - 1973, '74
Newton, Harold "Nig" - 1926, '27, '28
Newton, M. - 1927
Nicholson, Jerry - 1956
Niland, Mike - 1978
Nocciolo, Al - 1944
Noisy, Geoff - 1995, '96, '97, '98
Norcross, Cameron - 1997, '98, '99
Norfleet, Dwayne - 1986, '87
Norman, Charlie - 1973
Norman, Dave - 1988
Norman, Todd - 1992, '93, '94
North, Ed - 1913
Notarides, Tony - 1967
Nunnally, Charles - 1971, '72
Nursement, Earl - ??
Nutti, Ralph - 1975
Nye, Bill - 1975

O

O'Brien, Bob - 1967, '68
Occhipinti, Dom - 1971, '72
Ochs, George - 1968
O'Donnell, Ryan - 1990, '91, '92, '93
O'Hara, B.F. - 1901
Ohlhauser, Charles - 1981
Ohr, John - 1935, '36
O'Keefe, Joe - 1962
O'Leary, Ernest - 1969, '70, '72, '73
Olige, Andre - 1976
Oliver, Greg - 1996, '97, '98, '99
Olivero, Tom - 1974
O'Neil, Jim - 1942
Oreno, Mike - 1968, '69
Orlich, Dan - 1947, '48
Ortega, Ross - 1989, '90
Osborn, Terry - 1975
Osborne, Bill - 1948, '49
Ossolinski, Bill - 1963
Ott, Jonathan - 2008
Overby, Garnett - 1993, '94, '95, '96
Overlin, Hal - 1926, '27, '28
Overton, Ted - 1922, '23

P

Palzs, Pete - 1960, '61
Parker, Alan - 2000, '01, '02, '03
Parker, Redger - 1943
Parker, Ron - 1975, '76
Parker, Tom - 1965, '66
Parish, Bill - 1942
Parola, John - 1970, '71, '72, '73
Parra - 1927
Parsons, Gail - 1931, '32
Patterson, John - 1919
Patterson, Rich - 1967, '68, '69
Paularidas, Sam - 1942
Pauly, Devin - 1981, '83, '84, '85
Pavaliones, Phil - 1987
Pavich, Nick - 1977, '78
Peaua, John - 1994, '95
Peccole, Bill - 1939
Peck, Bob - 1962
Pelham, Roger - 1990
Peppard, Jake - 2013
Perkins, Omar - 1997
Perezzi, Joe - 1960, '61
Perry, Bill - 1966, '67
Perry, J. - 1900
Perryman, Don - 1968, '69
Peters, Van - 1955
Peterson, Jeff - 1982, '83, '84
Peterson, Jeff - 1998, '99, '00
Peterson, Joe - 1983, '84, '85, '86
Peterson, Thor - 1974, '75, '76
Pettenger, Rick - 1978, '79
Petty, Joe - 1970, '71, '72
Phillips, Mike - 1997, '98, '99, '00
Piazzo, Buddy - 1954
Piccini, Matt - 1945
Pierce, Larry - 1981, '83, '84
Pierce, William - 1926
Pierson, Alvin - 1921, '22
Pillifant, Robert - 1939
Pinion, Dick - 1961, '62
Pinto, Alex - 2011, '12
Piazzo, Alonzo - 1932
Piret, Lee - 1932, '33
Pittman, Cedric - 1998, '99
Pizzo, Joe - 1983
Plank, Ed - 1971, '72
Platz, Wade - 1996, '97
Plog, Charlie - 1972
Podesta, Steve - 1937
Polish, John - 1938, '39, '41
Pool, Bryan - 1988
Porter, Kevin - 2004, '06, '07
Porter, Lamonte - 1992, '94, '95
Post, Larry - 1972, '73
Potter, Dan - 1941, '42
Poulakidas, Sam - 1942
Pourdanes, Shahriar - 1990, '91, '92
Porter, Kevin - 2006, '07
Powell, Ken - 1935, '37
Pratt, M.E. - 1898
Pratt, Paul - 2003, '04, '06, '07
Price, Clarence - 1953
Prida, John - 1958, '59, '60, '61
Price, Shawn - 1993
Provin, Bill - 1957, '58
Puccinelli, Rick - 1972
Pudewell, Anthony - 2003, '04, '05, '06
Puha, Dennis - 1979, '80
Price, Clarence - 1953
Provin, Bill - 1957, '58
Puccinelli, Rick - 1972
Pudewell, Anthony - 2003, '04, '05



All-Time Lettermen

Puha, Dennis - 1979, '80
Puloka, Talaiasi - 2007, '08, '09

Q

Quilici, Eugene - 1957
Quilici, Geno - 1940, '41
Quilici, Lyn - 1965, '66
Quilici, Mike - 1977, '78, '79, '80
Quinland, Bob - 1952

R

Rabb, Billy - 1981
Rackley, Tyrone - 2001, '02
Rae, Nick - 2000, '01
Ramatici, John - 1980, '81
Rampoldi, Hank - 1930, '31
Randall, Courtney - 2007, '08, '09, '10
Rankin, William - 1957, '58
Rea, Greg - 1982, '83, '84, '85
Reaves, James - 1988, '89
Redican, Rich - 1966
Reed, Al - 1919
Reed, Ed - 1920, '21
Reed, Rich - 1968, '69
Reed, Seann - 2009
Reed, Tom - 1967, '68, '69
Reese, Ken - 1920
Reeves, Bryan - 1991, '92, '93
Regan, Ron - 1965, '66, '67
Reid, Mike - 1968, '69
Reinhardt, Tom - 1947, '48, '49
Renwick, Jack - 1961, '62
Revera, Bobby - 1945
Reynolds, John - 1921
Reynoso, Jack - 2011, '12, '13
Reznick, Barrett - 2003, '04, '05, '06
Rhodes, Andre - 1983, '84, '85, '86
Rich, Walter - 1967
Richardson, Jerico - 2013, '14
Ridgle, Elston - 1983, '84, '85
Riolo, Bob - 1957, '58
Riordan, A. - 1900, '01, '02
Ripley, Richard - 1958, '59, '60
Rippee, Luke - 2005
Rippee, Mike - 1973, '74, '75, '76
Rivera, Matt - 1982
Roach, Tom - 1924, '25
Roberts, Kyle - 2013, '14
Roberts-Jordan, Dupree - 2013, '14
Robertson, Eppy - 1945
Robertson, Kyle - 2005, '06
Robichaud, Dave - 1971
Robinette, Bob - 1938, '39, '40
Robinson, Carl - 1945, 1946, '47, '48
Robinson, Drew - 2004
Robinson, Greg - 1982
Robards, Clyde - 1962, '63
Robb, John - 1934, '36, '37
Robinson, Herb - 1970, '71
Robinson, Reggie - 1990
Rockwell, Dan - 1997, '98, '99
Rockwood, Mike - 1994, '95
Rodarte, Ted - 1971
Rodriguez, Manny - 1978
Rodriguez, Ray - 1935
Rogers, Charles - 1998, '99
Rogers, George - 1967
Rogers, Keith - 1995, '96
Rogers, Mike - 1990
Rolling, Henry - 1983, '84, '85, '86
Roosendaal, Clark - 1998, '99, '00
Rose, Donal - 1985, '86, '87
Rosenblum, Alex - 2003, '04, '05, '07
Rosette, Al - 1982, '83
Rosette, Albert - 2009, '10, '11, '12
Ross, Isaiah - 2000, '01, '02, '03
Roy, Brett - 2008, '09, '10, '11
Rowe, Jeff - 2002, '03, '04, '05, '06

Royalty, Malcolm - 1940
Rucks, Tim - 1993, '94
Rudd, Curtis - 1977, '78
Rude, Lloyd - 1945, '46
Ruess, Dick - ???
Rusk, Wally - 1929, '30
Rusk, Wally - 1956, '58
Russell, Greg - 1996
Ryals, Walt - 1954, '55
Ryan, Dave - 1954
Ryerson, Scott - 1995, '96, '97

S

Sadler, Jason - 1996, '97
Sailes, Calvin - 1985, '86
Sala, John - 1937, '38, '39
Sala, Mike - 1965, '66, '67
Salet, Gee - 1932, '33
Sammons, Kyle - 2005, '07
Samples, Mike - 2005, '07
Samuelson, Einar - 1934
Sanches, Frank - 1947, '48, '49
Sanchez, Brayden - 2014
Sanchez, Ray - 1999, '00
Sanders, Clyde - 1959
Sanders, Dwayne - 2006, '07, '08, '09
Sanders, Eric - 1976, '79, '80
Sanders, O'Neill - 1956, '57, '59
Sapiro, Bernie - 1943
Sapolu, Ken - 1997, '98
Sattwhite, Jesse - 1968, '69
Sauer, Dick - 1934
Saunders, Joe - 1979, '80
Sawyer, Harry - 1932
Sawyer, Jaden - 2014
Schwella, Jack - 1964, '65
Schwendinger, Rick - 1991
Schenone, Bert - 1999, '00
Schindler, George - 1953
Schlager, Wesley - 1939, '40, '41
Schneider, Nick - 2001, '02
Schrader, Stu - 1961, '62
Schroder, Lee - 1950, '52
Scott, Neil - 1929, '30, '31
Scranton, Chet - 1921, '22, '23
Scuffy, Ryan - 1997, '98, '99
Seacrist, Wayne - 1950, '52, '53
Seau, Ian - 2013, '14
Selden, Carl - 1975, '76, '77, '78
Selden, Robert - 1976, '77, '78, '79
Sellers, Joe - 1967, '68
Senini, Steve - 1975, '76, '77
Senior, Mike - 1991, '92, '93, '94
Senter, Don - 1969, '70, '71, '72
Serrano, Fernando - 1978, '79
Session, Tray - 2008, '09, '10, '11
Sevor, Shannon - 2004, '05, '06, '07
Seybold, Jason - 1986, '87
Segota, Bob - 1968, '69
Settlemyer, William - 1913
Seward, Mark - 2005
Shara, Todd - 1992, '93
Sharkey, Ed - 1946
Shaw, Tony - 1980, '81, '82, '83
Shea, Damon - 1995, '96, '97
Shea, Vince - 1939, '41, '42
Shearon, Don - 1986
Sheehan, Tom - 1958
Sheehy, Richard - 1913
Sheerin, "Jiggs" - 1923
Shepaneck, John - 1982, '83
Shepherd, Malcolm - 2009
Sherman, John - 1979
Sherupp - 1932
Sherwood, Rich - 1968, '69
Shine, Casey - 1995, '96
Shipp, Dio - 1987, '88, '89, '90
Shoda, Matt - 1995, '96

Short, Jim - 1984, '85
Showalter, Frank - 1934, '35, '36
Shroeder, Lee - 1950, '52
Siderius, Andrew - 1998
Siferd, Chuck - 1946
Silicz, Jacob - 1998, '99
Silva-Purcell, Jared - 2008
Simms, Kenneth - 1942, '43
Simms, Sean - 1995, '96
Simons, John - 1946
Simpson, John - 2005, '06
Simpson, Ollie - 1980, '81, '82
Sims, Kevin - 1989, '90
Singleton, Chris - 1990, '91, '92
Sinofsky, Ken - 1944, '46, '47, '48
Sisul, Dick - 1963
Skidmore, Ken - 1940, '41
Skinner, Lloyd - 1904
Skinner, Paul - 1982, '83
Slack, Chris - 2007, '08, '09
Slagle, Mike - 1965, '66
Slaughter, Clarence - 1941
Smolinski, Norbert - 1945
Smalley, Frank - 1934
Smerek, Don - 1977, '78, '79
Smith, A.M. - 1989
Smith, B.B. - 1901
Smith, Bob - 1935
Smith, C.C. - 1900, '01, '02
Smith, Chris - 2002
Smith, Ed - 1976, '77
Smith, Eric - 1988, '89, '90
Smith, F. - 1900
Smith, Jim - 1979
Smith, Josh - 1998, '99, '00
Smith, Mark - 1982, '83
Smith, Markus - 2012, '13
Smith, Mike - 1974
Smithson, Rick - 1979
Smithwick, Hugh - 1939, '41, '42
Smock, Dennis - 1969, '70
Snow, Tom - 1967
Sobeck, Joe - 1965, '66
Solomon, Chris - 2013
Sorenson, Alf - 1940, '41, '42, '44
Sousa, Steve - 1967, '68
Spallone, Ron - 1985, '86
Sparks, DeWayne - 1992, '93
Spencer, Caleb - 2004, '05, '06
Sperbeck, Marshall - 1981, '82
Sperbeck, Marshall - 1981, '82
Spitz, Louis - 1938
Sprague, Neil - 1946
Standish, Jess - 1946
St. Clair, Reed - 1936
Stallings, Roderick - 2004
Stallworth, Rollins - 1979, '80
Standerwick, H. - 1903
Stanley, Jack - 1985
Stanley, Kevin - 2004
Starks, Marquis - 2000, '01
Starrett, Junior - 1972, '73
Stearns, Jerry - 1976, '77
Steckle, Abe - 1904
Steckle, A.H. - 1903, '04
Steckle, L. - 1902
Stephens, Bob - 1956
Stephens, Ed - 1952, '53
Stephens, Michael - 1992, '93
Stevens, Casey - 1973, '75, '76, '77
Stevens, Rickie - 1999
Stevens, Thomas
Stevenson, Budd - 1927
Stewart, Delbert - 1937, '38, '39
Stewart, E.A. - 1901
Stewart, Michael - 1970, '71
Stewart, Tyler - 2013
Stickney, William - 1913

Stidham, Eric - 1998, '99
Stimac, Paul - 1948, '49
Stock, John - 1932, '35
Stockton, Chris - 1927, '28
Stolti, Joe - 1945
Stowell, Cecil - 1932, '33
Straka, Gene - 1946
Streelman, Erick - 1999, '00, '01, '02
Subda, John - 1946, '47, '48, '49
Suchy, Ray - 1950
Sudfeld, Zach - 2009, '10, '12
Suianunoa, Legi - 1999, '00, '01
Sullivan, Franics - 1925, '27
Sullivan, Frank - 1954, '55
Sullivan, Frank - 1990
Sullivan, Gary - 1960
Sullivan, Bob - 1946
Sullivan, Jim - 1938
Sultenfuss, Clem - 1930
Summerfield, Harry - 1952
Sunderland, R. - 1900
Surber, Gordon - 1949, '50
Sutich, Tony - 1940
Swan, Maty - 2004
Sylvester, Tim - 2002
Sylvia, Paul - 1970, '71

T

Tabor, Alva - 1947, '48
Taele, Arona - 1997, '98
Taft, Trevor - 2013, '14
Tagatauli, Shaun - 2003, '04
Talbot, Connor - 2012, '13, '14
Talcott, Don - 1942, '46
Tam, Ernest - 1919
Tanksley, Tom - 1992
Tanzella, Lenny - 1983
Tanzella, Steve - 1983
Taponga, Vernon - 1934
Tarver, Matt - 2000, '01
Taua, Vai - 2007, '08, '09, '10
Tavernia, Bob - 1945
Taylor, Darren - 1999
Taylor, Jim - 1945
Taylor, Milt - 1928
Taylor, Richard - 1937, '38, '39
Taylor, Treamelle - 1989, '90
Teal, Phil - 1967, '68
Tegano, Dominic - 1969, '70
Tenpenny, Chase - 2012, '13
Tenpenny, Justin - 1995, '96, '97
Terelak, Steve - 1992
Terrance, Keith - 1986
Terrell, Gary - 1980, '81
Tennert, Dan - 2002, '03, '04
Tennert, John - 2000, '01, '03, '04
Tharp, George - 1933, '34, '35
Thies, Olie - 1930, '31, '32
Thomas, Bruce - 1974
Thomas, Derrick - 1978
Thomas, Greg - 1974
Thompson, Antoine - 2008, '09
Thompson, Mike - 1959
Thompson, Ty - 2011, '12
Thorpe, Deron - 1992, '93, '94, '95
Thorpe, Pat - 1974, '75
Threadgill, Zack - 1999, '00, '01, '02
Threde, Scott - 1983, '84, '85, '86
Tigero, Elwyn - 1939, '40
Tilton, Dick - 1946, '47, '48, '49
Ting, Steve - 1981, '82, '83
Tisdell, Jeff - 1974, '75, '76
Titus, Lyman - 1921
Trachok, Richard - 1946, '47, '48
Tobin, Jerry - 1955, '58, '59, '60
Toguerro, Dan - 1933, '34
Tolliver, Kevin - 1985, '86, '87
Tommley, Jack - 1928

INTRO
TEAM INFO
PLAYERS
COACHES & STAFF
STATISTICS

RECORD BOOK

HISTORY
UNIVERSITY



Tomley, Les - 1928, '29
 Towell, Tom - 1928
 Towle, Hugh - 1931
 Towns, Daryl - 2000, '01, '02, '03
 Townsell, Maurice - 2000
 Trabert, Archie - 1913
 Trachok, Dick - 1946, '47, '48
 Tremain, Chuck - 1973, '74
 Trense, Jim - 1964
 Trevino, Jose - 1964
 Trevino, Tony - 1963
 Triplet, Nimoy - 1997
 Tribble, Bob - 1958
 Troy, Gerald - 1965, '66
 Tupper - 1929
 Turner, Marvin - 1931, '32, '33, '34
 Turner, Richy - 2012, '13, '14
 Turner, Willie - 1975, '76
 Tuttle, Cody - 2013
 Twombly, Jim - 1936, '37
 Twist, Jesse - 2000
 Tyrell, Junior - 1989

U

Urdzik, Jim - 1962
 Uzoma, Randy - 2013, '14

V

Vairna, Sam - 1974, '75
 Valentin, Anthony - 1992, '93
 Vallejo, Reno - 1980
 Van Dyke, Alex - 1994, '95
 Vargas, Chris - 1990, '91, '92, '93
 Viani, Joe - 1954, '55, '56
 Vicari, John - 1978, '80, '81
 Villasenor, Sergio - 2005
 Vinson, Clyde - 1938, '39, '40
 Vincent, Manuel - 1968, '69
 Viser, Kenny - 2007
 Vrenon, Jay - 1959, '60, '61

W

Waasted, Dean - 1973, '74
 Wadhams, Jimmy - 2004, '05, '06
 Wagner, Vern - 1956
 Waite, Nobel - 1920
 Walker, Devon - 2006, '07
 Walker, Lester - 1927
 Walker, Charles - 1956, '57, '58, '59
 Walker, Paul - 1933, '36
 Walker, Zach - 2004
 Wallace, Dean - 1982, '83
 Waller, Bev - 1943
 Walters, Nik - 1965, '66
 Walther - 1922
 Walther, Jack - 1928, '29, '30
 Walthers, Earl - 1922, '24, '25
 Walton, Welford - 1964, '65
 Washington, Keith - 1988, '89, '90, '91
 Washington, L.J. - 2009
 Washington, Leon - 1989, '90
 Washington, Martin - 1992, '93, '94
 Washington, Maurice - 1975
 Watkins, Bill - 1964
 Watkins, Gene - 1972, '73
 Watts, Lea - 1953
 Werbeckes, Jim - 1981, '83
 Werbeckes, Tom - 1990
 Weaver, Willard - 1930
 Weisnewski, Al - 1940
 Welin, Jim - 1945, '46
 Welker, Mark - 1993, '94
 Wellington, Chris - 2007, '08, '09
 Wells, Chris - 1987, '88, '89, '90
 Wells, Jeff - 2004
 Wells, Tony - 1987, '88, '89, '90
 Wentworth, Allen - 1970
 West, Bob - 1972, '73

West, Cornel - 1992, '94, '95
 West, Donny - 1995, '96, '97
 West, Mike - 1978, '79, '80, '81
 Westall, Alfred - 1904
 Westfall, Joe - 1973, '74
 Whalen, Ray - 1989, '90
 Wheeler, Hal - 1972
 Wheeler, Kevin - 1978, '79, '81
 Wheeler, Tony - 1960, '62, '63
 Whitaker, Jim - 1958, '59, '60, '61
 Whitaker, Tom - 1956, '57, '58, '59
 White, Matt - 2001
 White, Ron - 1989
 Whited, Zack - 2006, '07
 Whitehead, Tip - 1928, '29
 Whitham, C. - 1937, '38
 Wickersham, Tim - 1987, '88
 Widel, Charles - 1963
 Wierzba, Bill - 1973, '74
 Wilkins, Damond - 1995, '96
 Wilcks, Todd - 1978, '79, '80, '81
 Willard, Harold - 1930
 Williams, Michael "Duke"
 2009, '10, '11, '12
 Williams, Fred - 1962, '63, '64, '65
 Williams, Fred - 1992, '93
 Williams, Harry - 1987, '88
 Williams, Maxzell - 1998, '99
 William, Alphonso - 1982, '83
 Williams, Paul - 1975, '77
 Williams, Richard - 1962
 Williamson, Tom - 1989, '90
 Willis, Alex - 1975, '76, '77, '78
 Willis, Greg - 1977
 Willis, Tony - 2002, '03, '04
 Wilson, Charles - 2003, '04, '05, '06
 Wilson, DeAngelo - 2005, '06
 Wilson, Ernie - 1995, '96
 Wilson, James - 1944, '47, '48, '49
 Wilson, Stanley - 1977, '78
 Wilson, Tyler - 2013, '14
 Wimberly, Brandon - 2009, '10, '12, '13
 Wise, Robert - 1942
 Wise, Talib - 2003, '04
 Witzmann, Dwayne - 1981, '82, '83
 Witter, Charles - 1919
 Wohle, Henry - 1967
 Wolf, W.A. - 1902
 Wolter, Ross - 2003
 Wood, Ahmad - 2009
 Wood, Don - 1969, '70
 Woolley, Dan - 1971, '72
 Wooten, Khalid - 2009, '10, '11, '12
 Workman, Duran - 2014
 Worman, Larry - 1977, '78, '79
 Wraith, Om - 1924
 Wright, Lewis - 1919, '22
 Wright, Jeff - 1976, '77, '78, '79
 Wright, Jim - 1955
 Wright, N.D. - 1901, '02
 Wristen, Fred - 1942
 Writh, N. - 1903
 Wyatt, Pat - 1967
 Wyness, Jerry - 1950

Y

Yarno, George - 2004
 Yates, Rykeem - 2012, '13, '14
 Yearwood, Julian - 1994, '95
 Yenick, Mike - 2000, '01
 Young, Milton - 1930, '31
 Young, Bud - 1939
 Young, O'Neal - 1968
 Young, Rob - 1975

Z

Zaccheo, Jim - 1987, '88
 Zamora, Dan - 1993, '94
 Zendejas, Marty - 1984, '85, '86, '87
 Zendejas, Tony - 1981, '82, '83
 Zenovieff, Michael - 1974, '75
 Zuzo, Brent - 2013, '14

INTRO

TEAM INFO

PLAYERS

COACHES
& STAFF

STATISTICS

RECORD
BOOK

HISTORY

UNIVERSITY





UNIVERSITY OF NEVADA
FOOTBALL

WELLS FARGO

NEVADA



TM

NEVADA FOOTBALL

2015 MEDIA GUIDE

NEVADA

HISTORY





All-Time Series Records

OPPONENT	W	L	T
Air Force	1	2	0
Arizona	1	3	1
Arizona State	2	1	0
Arkansas State	4	2	0
Ball State	1	0	0
Belmont	0	1	0
Boise State	13	28	0
Boston College	1	0	0
Bowling Green	0	1	0
Brigham Young	3	5	2
Buffalo	1	0	0
California	3	22	1
Cal Poly Pomona	1	2	0
Cal Poly SLO	6	3	0
Cal State Fullerton	6	5	0
Cal State Hayward	8	0	1
Cal State Los Angeles	1	1	0
Cal State Northridge	5	1	0
Central Arkansas	1	0	0
Central Florida	1	0	0
Chico State	20	10	1
Cincinnati	1	0	0
College of So. Idaho	1	0	0
Colorado State	2	11	0
Dayton	0	1	0
Detroit	0	1	0
Eastern Kentucky	0	1	0
Eastern New Mexico	1	0	0
Eastern Oregon	2	0	0
Eastern Washington	8	1	0
Fresno State	18	27	1
Florida State	0	1	0
Furman	1	1	0
Georgia Southern	0	2	0
Gonzaga	0	1	0
Grambling State	1	1	0
Hawai'i	11	8	0
Humboldt State	3	12	1
Idaho	20	9	0
Idaho State	18	11	0
Kent	1	0	0
Long Beach State	0	2	0
Louisiana-Lafayette	1	1	0
Louisiana-Monroe	3	0	0
Louisiana Tech	7	5	0
Loyola Marymount	1	4	0

OPPONENT	W	L	T
Maryland	0	1	0
Massachusetts	0	1	0
McNeese State	2	0	0
Miami	0	1	0
Missouri	0	2	0
Missouri Southern	1	0	0
Montana	10	4	0
Montana State	12	6	0
Montana Tech	1	0	0
Murray State	1	0	0
Nebraska	0	1	0
New Mexico	2	2	1
New Mexico State	13	2	0
Nicholls State	1	0	0
North Dakota	0	1	0
Northern Arizona	15	3	1
Northern Colorado	2	2	0
Northern Illinois	1	1	0
Northern Iowa	1	0	0
North Texas	9	2	0
Northwestern	1	1	0
Northwestern State	3	0	0
Notre Dame	0	1	0
Occidental	1	0	0
Oklahoma City	1	0	0
Oregon	1	6	0
Oregon State	0	3	0
Oregon Tech	1	0	0
Pacific (Calif.)	16	10	1
Pepperdine	3	2	0
Portland	2	0	0
Portland State	6	2	0
Puget Sound	0	1	0
Redlands	1	1	0
Rice	3	2	0
Sacramento State	17	9	0
Sam Houston State	1	0	0
St. Louis	1	0	0
St. Mary's (Calif.)	4	17	1
San Diego State	3	4	0
Santa Clara	7	13	6
San Jose State	18	8	2
San Francisco	11	12	1
San Francisco State	7	17	1

OPPONENT	W	L	T
Simon Fraser	2	1	0
SMU	3	2	0
Southern	1	0	0
South Dakota	1	0	0
South Florida	0	1	0
Southern Illinois	1	1	0
Southern Mississippi	0	3	0
Southern Utah	2	0	0
Stanford	1	10	2
Stephen F.Austin	2	1	0
TCU	0	1	0
Tennessee State	1	0	0
Texas A&M-Kingsville	1	1	0
Texas A&M	0	1	0
Texas Southern	2	0	0
Texas State	1	0	0
Texas Tech	0	2	0
Toledo	0	3	0
Tulane	0	1	0
Tulsa	4	2	0
UCLA	0	1	0
UC Davis	29	21	3
UC Riverside	2	0	0
UC Santa Barbara	4	6	0
UNLV	24	16	0
USC	0	5	0
Utah	5	4	1
Utah State	17	5	0
UTEP	2	1	0
Villanova	0	1	0
Washington	1	1	0
Washington State	1	2	0
Weber State	9	6	0
Western Illinois	1	0	0
Western Montana	1	0	0
Western Oregon	1	0	0
Western State	0	2	0
Western Washington	1	0	0
Westminster (Utah)	1	0	0
Whitman	1	0	0
Whittier	1	1	0
Wichita State	2	1	0
Willamette	7	5	0
Wisconsin	0	1	0
Wyoming	3	2	0
Youngstown State	0	1	0

2015 OPPONENTS IN BOLD

COACHING RECORDS

	YR(S)	W	L	T	PCT.		YR(S)	W	L	T	PCT.
Frank Taylor (1896)	1	0	2	0	.000	Doug Dashiell (1936-38)	3	8	13	1	.386
William H. Harrelson (1897)	1	0	1	0	.000	Jim Aiken (1939-46)	8	38	26	4	.588
F.F. Ellis (1898)	1	4	1	0	.800	Joe Sheeketski (1947-50)	4	24	18	0	.571
A. King Dickson (1899)	1	3	2	0	.600	Glenn 'Jake' Lawlor (1952-54)	3	6	11	0	.353
James Hopper (1900)	1	4	2	1	.643	Gordon McEachron (1955-58)	4	6	23	1	.217
A.C. Steckle (1901-03)	3	6	9	2	.412	Dick Trachok (1959-68)	10	40	47	3	.461
Bruce Shorts (1904)	1	3	3	0	.500	Jerry Scattini (1969-75)	7	37	36	1	.507
No Coach (1905)	1	0	3	1	.125	Jeff Horton (1993)	1	7	4	0	.636
Jack Glascock (1915-17)	3	4	13	0	.235	Jeff Tisdell (1996-1999)	4	23	22	0	.511
R.E. Courtright (1919-23)	5	26	13	6	.644	Chris Tormey (2000-2003)	4	16	31	0	.340
Charlie Erb (1924)	1	3	4	1	.438	Chris Ault	28	233	109	1	.686
L.T.'Buck' Shaw (1925-28)	4	10	20	3	.348	(1976-92, 94-95, 04-12)					
George Philbrook (1929-31)	3	6	14	5	.340	Brian Polian (2013-	2	11	14	0	.440
C.L.'Brick' Mitchell (1932-35)	4	10	20	3	.348	TOTALS	108	528	461	33	.534

- INTRO
- TEAM INFO
- PLAYERS
- COACHES & STAFF
- STATISTICS
- RECORD BOOK
- HISTORY**
- UNIVERSITY



AIR FORCE

Air Force leads 2-1. Home: 1-0; Road: 0-2; Nov. 15, 2014 L, 45-38 (Colorado Springs) Sept. 28, 2013 W, 45-42 (Reno) Oct. 26, 2012 L, 48-31 (Colorado Springs)

ARIZONA

Arizona leads 3-1-1. Home: 1-0; Road: 0-2-1; Neutral 0-1 Sept. 13, 2014 L, 35-28 (Tucson) Dec. 15, 2012 L, 49-48 (Albuquerque)* Oct. 11, 1941 L, 7-26 (Tucson) Nov. 26, 1925 T, 0-0 (Tucson) Nov. 1, 1924 W, 23-14 (Reno) * - New Mexico Bowl

ARIZONA STATE

Nevada leads 2-1. Home: 1-0; Road: 0-1; Neutral 1-0 Sept. 9, 2006 L, 52-21 (Tempe) Nov. 29, 1947 W, 33-13 (Las Vegas) Oct. 12, 1946 W, 74-2 (Reno)

ARKANSAS STATE

Nevada leads 4-2. Home: 4-0; Road: 0-2 Nov. 3, 1999 L, 28-44 (St. Univ.) Nov. 16, 1996 W, 66-14 (Reno) Sept. 10, 1994 W, 18-0 (Reno) Nov. 20, 1993 L, 21-23 (St. Univ.) Dec. 7, 1985 # W, 24-23 (Reno) Oct. 19, 1940 W, 0-78 (Reno)

BALL STATE

Nevada leads 1-0. Home: 0-0; Road: 0-0; Neutral: 1-0 Dec. 19, 1996 % W, 18-15 (Las Vegas)

BOISE STATE

Boise leads 28-13. Home: 11-10; Road: 2-17. Oct. 4, 2014 L, 51-46 (Reno) Oct. 19, 2013 L, 34-17 (Boise) Dec. 1, 2012 L, 27-21 (Reno) Oct. 1, 2011 L, 30-10 (Boise) Nov. 26, 2010 W, 34-31 (Reno) Nov. 27, 2009 L, 44-33 (Boise) Nov. 22, 2008 L, 41-34 (Reno) Oct. 14, 2007 L, 66-69^A (Boise) Nov. 25, 2006 L, 38-7 (Reno) Oct. 29, 2005 L, 14-49 (Boise) Nov. 27, 2004 L, 21-58 (Reno) Nov. 29, 2003 L, 3-56 (Boise) Nov. 23, 2002 L, 7-44 (Reno) Oct. 27, 2001 L, 7-49 (Boise) Oct. 23, 1999 L, 17-52 (Boise) Oct. 31, 1998 W, 52-24 (Reno) Nov. 8, 1997 W, 56-42 (Boise) Oct. 12, 1996 W, 66-28 (Reno) Sept. 17, 1994 L, 27-37 (Boise) Sept. 11, 1993 W, 38-10 (Reno) Oct. 26, 1991 W, 17-14 (Reno) Dec. 8, 1990 # W, 59-52* (Reno) Nov. 10, 1990 L, 14-30 (Boise) Nov. 4, 1989 W, 30-14 (Reno) Oct. 29, 1988 L, 28-40 (Boise) Nov. 7, 1987 L, 31-36 (Reno) Nov. 8, 1986 W, 21-16 (Boise) Sept. 21, 1985 W, 37-10 (Reno) Sept. 22, 1984 L, 12-37 (Boise) Sept. 24, 1983 W, 38-20 (Reno) Sept. 18, 1982 L, 13-20 (Boise) Oct. 31, 1981 L, 3-13 (Reno) Nov. 8, 1980 L, 3-14 (Boise) Nov. 10, 1979 L, 27-28 (Reno) Oct. 15, 1977 W, 28-10 (Reno) Oct. 23, 1976 L, 8-26 (Boise) Nov. 8, 1975 L, 6-49 (Reno) Oct. 5, 1974 L, 16-36 (Boise) Nov. 3, 1973 W, 23-21 (Reno) Oct. 14, 1972 L, 19-56 (Boise) Sept. 25, 1971 L, 10-17 (Reno) ^ - 4OT; * - 3 OT

BOSTON COLLEGE

Nevada leads 1-0. Home: 0-0; Road: 0-0; Neutral: 1-0 Jan. 9, 2011 W, 20-13 (San Francisco)!

BOWLING GREEN

Bowling Green leads 1-0. Home: 0-0; Road: 0-0; Neutral: 0-1

Dec. 18, 1992% L, 34-35 (Las Vegas)

BRIGHAM YOUNG

BYU leads 5-3-2. Home: 2-3; Road: 2-1-2

Oct. 18, 2014 W, 42-35 (Provo) Nov. 30, 2013 L, 28-23 (Reno) Sept. 25, 2010 W, 27-13 (Provo) Sept. 14, 2002 W, 31-28 (Reno) Sept. 1, 2001 L, 7-52 (Provo) Sept. 28, 1940 T, 6-6 (Provo) Oct. 21, 1939 L, 0-7 (Reno) Oct. 3, 1931 L, 14-18 (Reno) Sept. 28, 1930 T, 6-6 (Provo) Sept. 28, 1929 L, 7-10 (Reno)

BUFFALO

Nevada leads 1-0. Home: 1-0 Sept. 18, 2004 W, 38-13 (Reno)

CALIFORNIA

Cal leads 22-3-1. Home: 1-0; Road: 1-23-1

Sept. 1, 2012 W, 31-24 (Berkeley) Sept. 17, 2010 W, 52-31 (Reno) Sept. 21, 1996 L, 15-33 (Berkeley) Sept. 29, 1934 L, 0-33 (Berkeley) Sept. 30, 1933 L, 0-34 (Berkeley) Oct. 29, 1932 L, 0-38 (Berkeley) Nov. 7, 1931 L, 6-25 (Berkeley) Nov. 15, 1930 L, 0-8 (Berkeley) Nov. 17, 1928 L, 0-60 (Berkeley) Oct. 1, 1927 L, 0-54 (Berkeley) Nov. 13, 1926 L, 7-20 (Berkeley) Oct. 3, 1925 L, 0-54 (Berkeley) Nov. 15, 1924 L, 0-27 (Berkeley) Nov. 3, 1923 T, 0-0 (Berkeley) Nov. 18, 1922 L, 13-61 (Berkeley) Oct. 8, 1921 L, 6-51 (Berkeley) Oct. 16, 1920 L, 7-79 (Berkeley) Nov. 20, 1915 L, 6-81 (Berkeley) Nov. 4, 1905 L, 0-16 (Berkeley) Nov. 5, 1904 L, 0-16 (Berkeley) Nov. 7, 1903 W, 6-2 (Berkeley) Nov. 1, 1902 L, 0-29 (Berkeley) Oct. 30, 1901 L, 0-12 (Berkeley) Nov. 15, 1900 L, 0-32 (Berkeley) Nov. 15, 1899 L, 0-24 (Berkeley)

CAL POLY, POMONA

Cal Poly leads 2-1. Home: 1-2; Road: 0-0

Oct. 28, 1961 W, 28-20 (Reno) Oct. 8, 1960 L, 6-20 (Reno) Nov. 10, 1952 L, 6-19 (Reno)

CAL POLY, SAN LUIS OBISPO

Nevada leads, 6-3. Home: 5-1; Road: 1-2

Nov. 14, 1998 W, 63-0 (Reno) Sept. 19, 1981 W, 33-3 (Reno) Oct. 8, 1977 W, 48-29 (S.L.O.) Oct. 11, 1975 W, 16-8 (Reno) Nov. 2, 1974 L, 23-37 (S.L.O.) Oct. 28, 1972 L, 12-14 (Reno) Oct. 10, 1970 L, 0-35 (S.L.O.) Sept. 26, 1942 W, 18-0 (Reno) Sept. 27, 1941 W, 32-0 (Reno)

CAL STATE FULLERTON

Nevada leads 6-5. Home: 1-4; Road: 5-1

Oct. 3, 1992 W, 19-0 (Fullerton) Aug. 30, 1986 W, 49-3 (Reno) Sept. 14, 1985 W, 30-3 (Fullerton) Oct. 20, 1984 L, 14-36 (Reno) Oct. 8, 1983 L, 6-14 (Reno) Oct. 23, 1982 W, 17-7 (Fullerton) Nov. 21, 1981 W, 36-34 (Fullerton) Oct. 25, 1980 L, 16-17 (Reno) Oct. 14, 1978 W, 37-14 (Fullerton) Oct. 27, 1973 L, 10-17 (Reno) Sept. 16, 1972 L, 6-13 (Fullerton)

CAL STATE HAYWARD

Nevada leads 8-0-1. Home: 6-0; Road: 2-0-1

Nov. 4, 1978 W, 21-0 (Reno) Sept. 11, 1976 W, 30-13 (Reno) Oct. 25, 1975 W, 17-10 (Hayward)

Nov. 11, 1972 W, 48-8 (Reno) Oct. 11, 1969 W, 31-21 (Reno) Oct. 19, 1968 T, 7-7 (Hayward) Oct. 28, 1967 W, 23-7 (Reno) Nov. 5, 1966 W, 24-0 (Hayward) Oct. 9, 1965 W, 42-0 (Reno)

CAL STATE LOS ANGELES

Series tied 1-1. Home: 1-0; Road: 0-1

Oct. 20, 1956 L, 14-26 (L.A.) Nov. 5, 1955 W, 13-12 (Reno)

CAL STATE NORTHBRIDGE

Nevada leads 5-1. Home: 4-1; Road: 1-0

Sept. 7, 1985 W, 56-12 (Reno) Oct. 18, 1980 W, 31-3 (Reno) Sept. 24, 1977 L, 19-22 (Reno) Oct. 12, 1974 W, 19-14 (Reno) Oct. 20, 1973 W, 48-0 (Northridge) Nov. 14, 1970 W, 23-17 (Reno)

CENTRAL ARKANSAS

Nevada leads 1-0. Home: 1-0; Road: 0-0

Oct. 3, 1981 W, 63-13 (Reno)

CENTRAL FLORIDA

Nevada leads 1-0. Home: 0-0; Road: 0-0; Neutral: 1-0

Dec. 24, 2005 W, 49-48 (OT) (Honolulu)^

CHICO STATE

Nevada leads 20-10-1. Home: 14-4; Road: 6-6-1

Oct. 30, 1976 W, 43-14 (Reno) Oct. 18, 1975 L, 3-6 (Chico) Oct. 26, 1974 W, 30-12 (Reno) Sept. 22, 1973 W, 33-3 (Chico) Nov. 4, 1972 W, 48-32 (Reno) Oct. 4, 1969 L, 15-27 (Reno) Oct. 12, 1968 L, 15-20 (Chico) Oct. 21, 1967 W, 27-6 (Reno) Oct. 29, 1966 W, 41-31 (Chico) Nov. 13, 1965 W, 24-6 (Reno) Nov. 21, 1964 W, 38-8 (Reno) Oct. 19, 1963 W, 31-16 (Reno) Sept. 29, 1962 L, 7-21 (Chico) Oct. 7, 1961 W, 27-6 (Reno) Oct. 1, 1960 L, 9-12 (Chico) Oct. 3, 1959 W, 27-8 (Reno) Oct. 4, 1958 L, 18-22 (Chico) Oct. 5, 1957 L, 19-20 (Reno) Oct. 13, 1956 T, 6-6 (Chico) Oct. 15, 1955 L, 0-47 (Reno) Oct. 23, 1954 L, 0-32 (Chico) Oct. 10, 1953 W, 27-7 (Reno) Oct. 11, 1952 W, 34-2 (Chico) Nov. 4, 1939 W, 3-0 (Chico) Oct. 8, 1938 W, 22-0 (Reno) Oct. 30, 1937 W, 27-0 (Chico) Nov. 14, 1936 W, 24-7 (Reno) Nov. 28, 1935 W, 14-6 (Chico) Nov. 17, 1934 L, 6-9 (Reno) Nov. 11, 1933 W, 21-0 (Reno) Oct. 13, 1901 W, 47-0 (Reno)

CINCINNATI

Nevada leads 1-0. Home: 0-0; Road: 1-0

Sept. 17, 1949 W, 41-21 (Cincinnati)

COLORADO STATE

Colorado St. leads 11-2. Home: 2-4; Road: 0-7

Oct. 11, 2014 L, 31-24 (Reno) Nov. 9, 2013 L, 38-17 (Ft. Collins) Sept. 11, 2010 W, 51-6 (Reno) Sept. 19, 2009 L, 35-20 (Ft. Collins) Sept. 16, 2006 W, 28-10 (Reno) Sept. 24, 2005 L, 42-21 (Ft. Collins) Sept. 28, 2002 L, 28-32 (Reno) Sept. 8, 2001 L, 18-35 (Ft. Collins) Sept. 30, 2000 L, 14-45 (Reno) Sept. 11, 1999 L, 33-38 (Ft. Collins) Sept. 12, 1998 L, 14-26 (Reno) Aug. 30, 1997 L, 13-45 (Ft. Collins) Oct. 19, 1974 L, 17-66 (Ft. Collins)

DAYTON

Dayton leads 1-0. Home: 0-0; Road: 0-1

Nov. 6, 1949 L, 14-16 (Dayton)

- INTRO
TEAM INFO
PLAYERS
COACHES & STAFF
STATISTICS
RECORD BOOK
HISTORY
UNIVERSITY



All-Time Series Records

DETROIT

Detroit leads 1-0. Home: 0-0; Road: 0-1
Nov. 8, 1947 L, 6-38 (Detroit)

EASTERN KENTUCKY

E. Kentucky leads 1-0. Home: 0-0; Road: 0-1
Dec. 8, 1979 # L, 30-33* (Richmond)
*2OT

EASTERN NEW MEXICO

Nevada leads 1-0. Home: 1-0; Road: 0-0
Oct. 26, 1940 W, 47-6 (Reno)

EASTERN OREGON

Nevada leads 2-0. Home: 1-0; Road: 1-0
Nov. 13, 1971 W, 36-20 (LaGrande)
Nov. 7, 1970 W, 61-14 (Reno)

EASTERN WASHINGTON

Nevada leads 8-1. Home: 6-0; Road: 2-1
Sept. 2, 2010 W, 49-24 (Reno)
Oct. 19, 1991 W, 51-14 (Cheney)
Oct. 13, 1990 W, 40-17 (Reno)
Sept. 9, 1989 L, 7-33 (Cheney)
Nov. 12, 1988 W, 30-12 (Reno)
Sept. 12, 1987 W, 40-26 (Cheney)
Oct. 25, 1986 W, 56-22 (Reno)
Oct. 12, 1985 W, 31-25 (Reno)
Nov. 3, 1984 W, 35-21 (Reno)

FLORIDA STATE

Florida State leads 1-0. Home: 0-0; Road: 0-1
Sept. 14, 2013 L, 62-7 (Tallahassee)

FRESNO STATE

Fresno leads 27-18-1. Home: 11-12-1; Road: 8-15
Nov. 22, 2014 L, 40-20 (Reno)
Nov. 2, 2013 L, 41-23 (Fresno)
Nov. 10, 2012 L, 52-36 (Reno)
Oct. 22, 2011 W, 45-38 (Reno)
Nov. 13, 2010 W, 35-34 (Fresno)
Nov. 14, 2009 W, 52-14 (Reno)
Nov. 7, 2008 W, 41-28 (Fresno)
Oct. 6, 2007 L, 41-49 (Reno)
Sept. 1, 2006 L, 28-19 (Fresno)
Nov. 26, 2005 W, 38-35 (Reno)
Nov. 20, 2004 L, 17-54 (Fresno)
Nov. 8, 2003 L, 27-10 (Reno)
Nov. 16, 2002 L, 30-38 (Fresno)
Nov. 17, 2001 L, 14-61 (Reno)
Oct. 14, 2000 L, 21-58 (Fresno)
Sept. 25, 1999 L, 24-49 (Reno)
Sept. 26, 1998 W, 27-24 (Fresno)
Nov. 5, 1994 W, 62-35 (Fresno)
Sept. 17, 1983 L, 22-24 (Fresno)
Oct. 16, 1982 W, 40-26 (Reno)
Oct. 8, 1955 L, 9-42 (Fresno)
Oct. 16, 1954 L, 7-21 (Reno)
Oct. 17, 1953 L, 7-47 (Fresno)
Nov. 8, 1952 L, 32-59 (Reno)
Oct. 22, 1949 W, 34-13 (Fresno)
Nov. 11, 1948 W, 53-7 (Fresno)
Oct. 27, 1945 W, 7-4 (Reno)
Nov. 7, 1942 L, 0-33 (Fresno)
Oct. 18, 1941 L, 3-6 (Reno)
Nov. 2, 1940 L, 6-7 (Fresno)
Oct. 14, 1939 L, 0-45 (Fresno)
Oct. 22, 1938 L, 0-27 (Reno)
Nov. 6, 1937 L, 8-46 (Reno)
Nov. 26, 1936 L, 6-13 (Fresno)
Nov. 11, 1935 L, 6-27 (Reno)
Nov. 29, 1934 L, 0-33 (Fresno)
Nov. 24, 1932 W, 7-0 (Fresno)
Oct. 24, 1931 W, 31-13 (Reno)
Nov. 27, 1930 L, 0-6 (Fresno)
Oct. 19, 1929 W, 48-0 (Reno)
Nov. 10, 1928 T, 12-12 (Reno)
Oct. 15, 1927 L, 7-10 (Fresno)
Oct. 9, 1926 W, 26-7 (Fresno)
Nov. 7, 1925 W, 60-6 (Reno)
Oct. 11, 1924 W, 16-0 (Reno)
Nov. 10, 1923 W, 46-3 (Reno)

FURMAN

Series tied 1-1. Home: 1-0; Road: 0-1
Dec. 1, 1990 # W, 42-35** (Reno)
Dec. 14, 1985 # L, 12-35 (Greenville)
*3OT

GEORGIA SOUTHERN

Georgia So. leads 2-0. Home: 0-1; Road: 0-1
Dec. 15, 1990 # L, 13-36 (Statesboro)
Dec. 13, 1986 # L, 38-48 (Statesboro)

GONZAGA

Gonzaga leads 1-0. Home: 0-0; Road: 0-1
Nov. 19, 1927 L, 6-41 (Spokane)

GRAMBLING STATE

Tied 1-1. Home: 1-0; Road: 0-1
Aug. 30, 2008 W, 49-13 (Reno)
Nov. 25, 1972 L, 3-37 (Grambling)

HAWAII

Nevada leads 11-8. Home: 6-1; Road: 4-7
Oct. 25, 2014 W, 26-18 (Honolulu)
Sept. 21, 2013 W, 31-9 (Reno)
Sept. 22, 2012 W, 69-24 (Honolulu)
Nov. 12, 2011 W, 42-28 (Reno)
Oct. 16, 2010 L, 27-21 (Honolulu)
Oct. 31, 2009 W, 31-21 (Reno)
Oct. 25, 2008 L, 38-31 (Honolulu)
Nov. 16, 2007 L, 26-28 (Reno)
Oct. 7, 2006 L, 41-34 (Honolulu)
Nov. 5, 2005 W, 38-28 (Reno)
Oct. 9, 2004 L, 26-48 (Honolulu)
Nov. 15, 2003 W, 24-14 (Reno)
Oct. 12, 2002 L, 34-59 (Honolulu)
Sept. 22, 2001 W, 28-20 (Reno)
Nov. 11, 2000 L, 17-37 (Honolulu)
Nov. 23, 1968 L, 0-21 (Honolulu)
Dec. 17, 1948 W, 73-12 (Honolulu)
Dec. 7, 1946 W, 26-7 (Honolulu)
Dec. 25, 1920 W, 14-0 (Honolulu)

HUMBOLDT STATE

Humboldt St. leads 12-3-1. Home: 2-6; Road: 1-6-1
Oct. 25, 1969 L, 0-34 (Arcata)
Nov. 2, 1968 L, 17-20 (Reno)
Nov. 11, 1967 T, 7-7 (Arcata)
Nov. 19, 1966 L, 17-18 (Reno)
Nov. 20, 1965 W, 32-18 (Arcata)
Oct. 24, 1964 L, 8-17 (Reno)
Oct. 26, 1963 L, 0-3 (Arcata)
Oct. 27, 1962 W, 15-0 (Reno)
Nov. 11, 1961 L, 14-16 (Arcata)
Nov. 12, 1960 L, 6-22 (Reno)
Nov. 7, 1959 L, 7-21 (Arcata)
Nov. 8, 1958 W, 22-12 (Reno)
Nov. 2, 1957 L, 7-26 (Arcata)
Nov. 10, 1956 L, 18-26 (Reno)
Nov. 11, 1955 L, 6-47 (Arcata)
Nov. 13, 1954 L, 14-21 (Reno)

IDAHO

Nevada leads 20-9. Home: 12-2; Road: 8-7
Dec. 3, 2011 W, 56-3 (Reno)
Nov. 6, 2010 W, 63-17 (Moscow)
Oct. 24, 2009 W, 70-45 (Reno)
Oct. 4, 2008 W, 49-14 (Moscow)
Oct. 27, 2007 W, 37-21 (Reno)
Nov. 4, 2006 W, 45-7 (Moscow)
Oct. 8, 2005 W, 62-14 (Reno)
Nov. 6, 1999 L, 33-42 (Reno)
Oct. 24, 1998 W, 58-23 (Moscow)
Oct. 18, 1997 W, 42-23 (Reno)
Oct. 19, 1996 L, 15-24 (Moscow)
Oct. 5, 1991 W, 31-23 (Moscow)
Sept. 29, 1990 W, 31-28 (Reno)
Oct. 28, 1989 L, 22-42 (Moscow)
Nov. 5, 1988 L, 31-32 (Reno)

Oct. 17, 1987 L, 28-38 (Moscow)
Nov. 29, 1986 # W, 27-7 (Reno)
Oct. 18, 1986 W, 17-13 (Reno)
Sept. 28, 1985 L, 21-25 (Moscow)
Oct. 6, 1984 W, 23-17 (Reno)
Nov. 12, 1983 W, 43-24 (Moscow)
Nov. 20, 1982 W, 25-16 (Reno)
Oct. 24, 1981 W, 23-14 (Moscow)
Nov. 22, 1980 W, 38-7 (Reno)
Nov. 3, 1979 W, 38-26 (Moscow)
Nov. 16, 1940 L, 0-6 (Moscow)
Oct. 24, 1936 W, 7-6 (Reno)
Nov. 22, 1935 L, 6-26 (Moscow)
Nov. 27, 1924 L, 0-23 (Moscow)

IDAHO STATE

Nevada leads 18-11. Home: 11-4; Road: 7
7.Oct. 12, 1991 W, 41-20 (Reno)
Oct. 6, 1990 W, 17-17 (Pocatello)
Sept. 23, 1989 W, 39-10 (Reno)
Nov. 19, 1988 W, 50-13 (Pocatello)
Oct. 31, 1987 W, 40-19 (Reno)
Nov. 1, 1986 W, 44-14 (Pocatello)
Nov. 9, 1985 W, 42-14 (Reno)
Nov. 17, 1984 W, 29-27 (Pocatello)
Nov. 26, 1983 # W, 27-20 (Pocatello)
Oct. 1, 1983 W, 37-16 (Reno)
Nov. 13, 1982 W, 24-14 (Pocatello)
Sept. 26, 1981 L, 7-23 (Pocatello)
Nov. 1, 1980 L, 26-30 (Reno)
Sept. 8, 1979 W, 24-6 (Reno)
Nov. 18, 1978 W, 37-0 (Pocatello)
Sept. 17, 1977 W, 35-0 (Reno)
Sept. 25, 1976 L, 22-27 (Pocatello)
Nov. 1, 1975 L, 3-28 (Reno)
Sept. 21, 1974 L, 7-13 (Pocatello)
Sept. 29, 1973 W, 38-14 (Reno)
Oct. 30, 1971 L, 0-27 (Pocatello)
Sept. 21, 1963 L, 19-36 (Pocatello)
Nov. 17, 1962 W, 14-7 (Reno)
Sept. 28, 1957 L, 6-40 (Reno)
Sept. 22, 1956 L, 6-20 (Pocatello)
Nov. 14, 1953 L, 13-34 (Reno)
Oct. 25, 1952 L, 13-33 (Pocatello)
Oct. 12, 1940 W, 62-0 (Reno)
Oct. 2, 1936 W, 21-12 (Reno)

KENT STATE

Nevada leads 1-0. Home: 1-0; Road: 0-0
Sept. 28, 1996 W, 63-42 (Kent)

LONG BEACH STATE

Long Beach St. leads 2-0. Home: 0-1; Road: 0-1
Sept. 18, 1965 L, 0-47 (Long Beach)
Sept. 19, 1964 L, 6-53 (Reno)

LOUISIANA-LAFAYETTE

TIED 1-1. HOME: 1-0; ROAD: 0-0; NEUTRAL: 0-1
Sept. 2, 1995 W, 38-14 (Reno)
Dec. 20, 2014 L, 16-3 (New Orleans)~

LOUISIANA-MONROE

Nevada leads 3-0. Home: 3-0; Road: 0-0
Oct. 14, 1995 W, 59-35 (Reno)
Sept. 24, 1994 W, 34-22 (Reno)
Nov. 24, 1990 # W, 27-14 (Reno)

LOUISIANA TECH

Nevada leads 7-5. Home: 3-3; Road: 4-2
Nov. 19, 2011 L, 24-20 (Reno)
Dec. 4, 2010 W, 35-17 (Ruston)
Oct. 9, 2009 W, 37-14 (Reno)
Nov. 29, 2008 W, 35-31 (Ruston)
Dec. 1, 2007 W, 49-10 (Reno)
Nov. 18, 2006 W, 42-0 (Ruston)
Oct. 15, 2005 W, 37-27 (Reno)
Sept. 6, 2004 L, 38-21 (Ruston)
Oct. 25, 2003 L, 42-34 (Reno)

INTRO
TEAM INFO
PLAYERS
COACHES & STAFF
STATISTICS
RECORD BOOK

HISTORY
UNIVERSITY



Oct. 26, 2002 L, 47-50 (Ruston)
 Oct. 13, 2001 L, 42-45 (Reno)
 Oct. 21, 1995 W, 49-45 (Ruston)

LOYOLA MARYMOUNT

Loyola leads 4-1. Home: 1-2; Road: 0-2

Oct. 28, 1950 L, 7-34 (Reno)
 Nov. 11, 1949 L, 12-13 (Los Angeles)
 Nov. 22, 1946 W, 53-0 (Las Vegas)
 Nov. 30, 1941 L, 7-19 (Reno)
 Oct. 13, 1933 L, 0-21 (Los Angeles)

MARYLAND

Maryland leads 1-0. Home: 0-0; Road: 0-0; Neutral: 0-1

Dec. 30, 2008 L, 42-35 (Boise)@

MASSACHUSETTS

UMass leads 1-0. Home: 0-1; Road: 0-0

Dec. 9, 1978 # L, 21-44 (Reno)

MCNEESE STATE

Nevada leads 2-0. Home: 2-0; Road: 0-0

Sept. 19, 1992 W, 31-21 (Reno)
 Nov. 30, 1991 # W, 22-16 (Reno)

MIAMI

Miami leads 1-0. Home: 0-0; Road: 0-0; Neutral: 0-1

Dec. 31, 2006 L, 21-20 (Boise)@

MISSOURI

Missouri leads 2-0. Home: 0-1; Road: 0-1

Sept. 25, 2009 L, 31-21 (Reno)
 Sept. 13, 2008 L, 69-17 (Columbia)

MISSOURI SOUTHERN

Nevada leads 1-0. Home: 1-0; Road: 0-0

Nov. 17, 1979 W, 32-6 (Reno)

MONTANA

Nevada leads 10-4. Home: 6-1; Road: 4-3

Nov. 9, 1991 W, 35-28 (Missoula)
 Nov. 3, 1990 W, 34-27 (Reno)
 Oct. 14, 1989 L, 22-40 (Missoula)
 Oct. 1, 1988 W, 27-3 (Reno)
 Sept. 26, 1987 L, 29-41 (Missoula)
 Sept. 20, 1986 W, 51-17 (Reno)
 Oct. 5, 1985 W, 38-23 (Missoula)
 Nov. 10, 1984 W, 31-28 (Reno)
 Oct. 15, 1983 W, 38-0 (Missoula)
 Oct. 2, 1982 L, 27-28 (Reno)
 Nov. 7, 1981 L, 26-33 (Missoula)
 Nov. 15, 1980 W, 10-7 (Reno)
 Oct. 27, 1979 W, 27-20 (Missoula)
 Nov. 11, 1950 W, 35-28* (Reno)

*2OT

MONTANA STATE

Nevada leads 12-6. Home: 9-2; Road: 3-4

Sept. 14, 1996 W, 31-7 (Reno)
 Sept. 28, 1991 W, 54-12 (Reno)
 Sept. 22, 1990 W, 20-14 (Bozeman)
 Oct. 7, 1989 W, 27-23 (Reno)
 Oct. 22, 1988 L, 14-17 (Bozeman)
 Oct. 10, 1987 W, 31-13 (Reno)
 Sept. 27, 1986 W, 61-10 (Bozeman)
 Nov. 2, 1985 W, 61-14 (Reno)
 Oct. 13, 1984 L, 41-44* (Bozeman)
 Nov. 19, 1983 W, 33-3 (Reno)
 Sept. 25, 1982 L, 10-17 (Bozeman)
 Nov. 14, 1981 W, 46-13 (Reno)
 Sept. 20, 1980 W, 24-12 (Bozeman)
 Oct. 13, 1979 L, 10-12 (Reno)
 Oct. 10, 1964 L, 14-24 (Bozeman)
 Oct. 5, 1963 L, 13-41 (Reno)
 Nov. 15, 1947 W, 50-0 (Reno)
 Nov. 2, 1946 W, 38-14 (Reno)

* 4OT

MONTANA TECH

Nevada leads 1-0. Home: 1-0; Road: 0-0

Oct. 2, 1976 W, 57-7 (Reno)

MURRAY STATE

Nevada leads 1-0. Home: 1-0; Road: 0-0

Sept. 24, 1988 W, 28-18 (Reno)

NEBRASKA

Nebraska leads 1-0. Home: 0-0; Road: 0-1

Sept. 1, 2007 L, 10-52 (Lincoln)

NEW MEXICO

Tied 2-2-1. Home: 1-0-1; Road: 0-1

Nov. 17, 2012 W, 31-24 (Alb'que)
 Oct. 15, 2011 W, 49-7 (Reno)
 Dec. 22, 2007 L, 0-23* (Alb'que)
 Oct. 31, 1942 T, 0-0 (Reno)
 Nov. 1, 1941 L, 7-26 (Alb'que)

* - New Mexico Bowl

NEW MEXICO STATE

Nevada leads 13-2. Home: 6-2; Road: 7-0

Oct. 29, 2011 W, 48-34 (Las Cruces)
 Nov. 20, 2010 W, 52-6 (Reno)
 Nov. 21, 2009 W, 63-20 (Las Cruces)
 Oct. 11, 2008 L, 48-45 (Reno)
 Nov. 2, 2007 W, 40-38 (Las Cruces)
 Oct. 28, 2006 W, 48-21 (Reno)
 Nov. 12, 2005 W, 48-24 (Las Cruces)
 Oct. 9, 1999 W, 23-16 (Las Cruces)
 Oct. 10, 1998 L, 45-48 (Reno)
 Nov. 1, 1997 W, 45-24 (Reno)
 Nov. 2, 1996 W, 63-14 (Reno)
 Sept. 9, 1995 W, 45-24 (Las Cruces)
 Oct. 15, 1994 W, 45-24 (Reno)
 Nov. 13, 1993 W, 34-14 (Las Cruces)
 Oct. 24, 1992 W, 35-21 (Reno)

NICHOLLS STATE

Nevada leads 1-0. Home: 1-0; Road: 0-0

Sept. 15, 2007 W, 52-17 (Reno)

NORTH DAKOTA

North Dakota leads, 1-0. Home: 0-1; Road: 0-0

Sept. 12, 1981 L, 11-17 (Reno)

NORTHERN ARIZONA

Nevada leads 15-3-1. Home: 8-0-1;

Road: 6-3; Neutral: 1-0

Sept. 3, 1994 W, 30-27 (Reno)
 Nov. 16, 1991 W, 45-16 (Flagstaff)
 Sept. 8, 1990 W, 55-14 (Reno)
 Nov. 18, 1989 W, 52-45 (Flagstaff)
 Oct. 8, 1988 W, 31-28 (Reno)
 Nov. 21, 1987 W, 40-39 (Flagstaff)
 Nov. 15, 1986 W, 27-17 (Reno)
 Oct. 26, 1985 W, 36-10 (Flagstaff)
 Sept. 29, 1984 W, 37-20 (Reno)
 Oct. 29, 1983 L, 38-41 (Flagstaff)
 Oct. 9, 1982 W, 24-12 (Reno)
 Oct. 10, 1981 W, 34-17 (Flagstaff)
 Oct. 11, 1980 W, 21-0 (Reno)
 Nov. 24, 1979 W, 31-7 (Flagstaff)
 Nov. 16, 1957 L, 20-26 (Flagstaff)
 Sept. 20, 1947 W, 50-0 (Reno)
 Oct. 7, 1944 W, 25-6 (Las Vegas)
 Sept. 30, 1939 L, 7-9 (Flagstaff)
 Oct. 1, 1938 T, 12-12 (Reno)

NORTHERN COLORADO

Series tied 2-2. Home: 2-0; Road: 0-2

Nov. 18, 1961 W, 17-0 (Reno)
 Nov. 19, 1960 L, 6-37 (Greeley)
 Nov. 30, 1939 W, 15-6 (Reno)
 Oct. 14, 1938 L, 13-27 (Greeley)

NORTHERN ILLINOIS

Series tied 1-1. Home: 0-1; Road: 1-0

Sept. 25, 1993 L, 42-46 (Reno)
 Oct. 1, 1994 W, 35-31 (DeKalb)

NORTHERN IOWA

Nevada leads 1-0. Home: 1-0; Road: 0-0

Oct. 30, 1982 W, 37-0 (Reno)

NORTH TEXAS

Nevada leads 9-2. Home: 7-0; Road: 1-2; Neutral: 1-0

Oct. 30, 1999 W, 41-28 (Reno)
 Oct. 17, 1998 L, 21-27 (Denton)
 Oct. 25, 1997 W, 65-10 (Reno)
 Oct. 26, 1996 W, 40-13 (Denton)
 Oct. 7, 1995 W, 56-24 (Reno)
 Sept. 21, 1991 W, 72-0 (Reno)
 Dec. 3, 1983 # W, 20-17* (Reno)
 Nov. 18, 1950 L, 21-34 (Denton)
 Nov. 24, 1949 W, 28-7 (Reno)
 Oct. 9, 1948 W, 48-7 (Reno)
 Jan. 1, 1948 & W, 13-6 (Phoenix) * OT

NORTHWESTERN

Series tied 1-1. Home: 1-0; Road: 0-1

Sept. 8, 2007 L, 31-36 (Evanston)
 Sept. 22, 2006 W, 31-21 (Reno)

NORTHWESTERN STATE (LA.)

Nevada leads 3-0. Home: 2-0; Road: 0-0

Sept. 15, 2012 W, 45034 (Reno)
 Sept. 14, 1991 W, 45-14 (Reno)
 Sept. 10, 1988 W, 35-26 (Reno)

NOTRE DAME

Notre Dame leads 1-0. Home: 0-0; Road: 0-1

Sept. 5, 2009 L, 35-0 (South Bend)

OCCIDENTAL

Nevada leads 1-0. Home: 1-0; Road: 0-0

Oct. 14, 1922 W, 35-0 (Reno)

OKLAHOMA CITY

Nevada leads 1-0. Home: 1-0; Road: 0-0

Oct. 30, 1948 W, 79-13 (Reno)

OREGON

Oregon leads 6-1. Home: 0-1; Road: 1-5

Sept. 10, 2011 L, 69-20 (Eugene)
 Sept. 6, 2003 L, 31-23 (Eugene)
 Sept. 2, 2000 L, 7-36 (Eugene)
 Sept. 18, 1999 L, 10-72 (Eugene)
 Sept. 13, 1997 L, 20-24 (Reno)
 Sept. 7, 1996 L, 30-44 (Eugene)
 Oct. 4, 1947 W, 13-6 (Eugene)

OREGON STATE

Oregon St. leads 3-0. Home: 0-1; Road: 0-2

Sept. 4, 1999 L, 13-28 (Reno)
 Sept. 5, 1998 L, 6-48 (Corvallis)
 Nov. 26, 1903 L, 0-15 (Corvallis)

OREGON TECH

Nevada leads 1-0. Home: 1-0; Road: 0-0

Sept. 18, 1971 W, 44-7 (Reno)

PACIFIC (CALIF.)

Nevada leads 16-10-1. Home: 11-5; Road: 5-5-1

Nov. 11, 1995 W, 45-29 (Stockton)
 Oct. 8, 1994 W, 38-26 (Reno)
 Oct. 30, 1993 W, 31-23 (Stockton)
 Sept. 12, 1992 W, 20-14 (Reno)
 Sept. 8, 1984 L, 7-12 (Stockton)
 Nov. 5, 1983 W, 34-24 (Reno)
 Oct. 14, 1950 L, 7-43 (Reno)
 Oct. 8, 1949 L, 6-47 (Stockton)
 Nov. 21, 1940 L, 6-24 (Reno)
 Nov. 11, 1939 W, 8-0 (Stockton)



All-Time Series Records

Oct. 28, 1938	L, 0-51	(Reno)
Oct. 23, 1937	L, 3-7	(Stockton)
Nov. 6, 1936	L, 0-25	(Stockton)
Oct. 26, 1935	L, 6-7	(Reno)
Nov. 9, 1934	L, 0-14	(Stockton)
Oct. 21, 1933	W, 7-0	(Reno)
Oct. 16, 1931	T, 0-0	(Stockton)
Oct. 18, 1930	W, 20-13	(Reno)
Nov. 1, 1929	W, 8-0	(Stockton)
Oct. 20, 1928	L, 6-7	(Reno)
Nov. 5, 1927	W, 19-13	(Reno)
Oct. 2, 1926	W, 6-0	(Reno)
Oct. 17, 1925	W, 14-0	(Reno)
Oct. 18, 1924	W, 48-6	(Reno)
Oct. 15, 1919	W, 132-0	(Reno)
Oct. 14, 1899	W, 63-5	(Reno)
Oct. 27, 1898	W, 35-0	(Stockton)

PEPPERDINE

Nevada leads 3-2. Home: 1-2; Road: 2-0

Sept. 24, 1960	W, 25-8	(Reno)
Sept. 26, 1959	W, 27-12	(Malibu)
Sept. 20, 1958	W, 12-7	(Malibu)
Sept. 20, 1957	L, 12-24	(Reno)
Oct. 27, 1940	L, 19-40	(Reno)

PORTLAND

Nevada leads 2-0. Home: 1-0; Road: 1-0

Sept. 25, 1949	W, 53-27	(Port'nd)
Oct. 11, 1947	W, 51-6	(Reno)

PORTLAND STATE

Nevada leads 6-2. Home: 4-0; Road: 2-2

Nov. 13, 1976	W, 35-22	(Reno)
Sept. 13, 1975	L, 0-37	(Portland)
Sept. 28, 1974	W, 19-14	(Reno)
Oct. 6, 1973	W, 59-0	(Portland)
Oct. 7, 1972	W, 27-13	(Reno)
Oct. 16, 1971	W, 23-16	(Portland)
Sept. 30, 1961	W, 41-20	(Reno)
Oct. 29, 1960	L, 7-14	(Portland)

PUGET SOUND

Puget Sound leads 1-0. Home: 0-1; Road: 1-0

Nov. 23, 1903	L, 0-10	(Reno)
---------------	---------	--------

REDLANDS

Series tied 1-1. Home: 1-0; Road: 0-1

Sept. 22, 1962	W, 33-0	(Reno)
Sept. 23, 1961	L, 0-25	(Redlands)

RICE

Nevada leads 3-2. Home: 3-0; Road: 0-2

Oct. 16, 2004	W, 35-10	(Reno)
Nov. 1, 2003	L, 52-42	(Houston)
Sept. 21, 2002	W, 31-21	(Reno)
Oct. 20, 2001	L, 30-33*	(Houston)
Nov. 18, 2000	W, 34-28	(Reno)

* OT

SACRAMENTO STATE

Nevada leads 17-9. Home: 9-5; Road: 7-4.

Sept. 11, 2004	W, 59-7	(Reno)
Sept. 15, 1990	W, 41-7	(Reno)
Oct. 28, 1978	W, 39-15	(Sacramento)
Oct. 29, 1977	W, 75-0	(Reno)
Nov. 6, 1976	W, 42-27	(Reno)
Sept. 27, 1975	L, 16-36	(Reno)
Sept. 14, 1974	W, 31-7	(Sacramento)
Sept. 15, 1973	W, 17-10	(Reno)
Sept. 30, 1972	L, 14-19	(Sacramento)
Oct. 17, 1970	W, 18-14	(Reno)
Oct. 18, 1969	L, 7-41	(Sacramento)
Oct. 26, 1968	L, 14-17	(Reno)
Nov. 4, 1967	L, 7-14	(Sacramento)
Nov. 12, 1966	L, 8-13	(Reno)
Oct. 23, 1965	W, 20-13	(Sacramento)
Oct. 31, 1964	L, 0-28	(Reno)
Nov. 2, 1963	W, 15-11	(Sacramento)

Nov. 3, 1962	W, 23-12	(Reno)
Nov. 4, 1961	W, 14-8	(Sacramento)
Nov. 5, 1960	W, 15-0	(Reno)
Oct. 24, 1959	W, 14-0	(Sacramento)
Oct. 25, 1958	W, 40-24	(Reno)
Nov. 9, 1957	L, 0-7	(Sacramento)
Nov. 3, 1956	L, 20-21	(Reno)
Oct. 21, 1955	W, 28-7	(Sacramento)
Oct. 2, 1954	W, 28-14	(Reno)

SAM HOUSTON STATE

Nevada leads 1-0. Home: 1-0; Road: 0-0

Sept. 6, 1986	W, 35-7	(Reno)
---------------	---------	--------

ST. LOUIS

Nevada leads 1-0. Home: 0-0; Road: 1-0

Nov. 2, 1947	W, 27-27	(St. Louis)
--------------	----------	-------------

ST. MARY'S (CALIF.)

St. Mary's leads 17-4-1. Home: 0-8-1;

Road: 4-8; Neutral: 0-1

Nov. 5, 1950	L, 14-25	(Moraga)
Oct. 2, 1949	L, 14-20	(Moraga)
Oct. 17, 1948	W, 48-20	(Moraga)
Oct. 19, 1947	W, 39-14	(Moraga)
Oct. 27, 1946	L, 12-13	(Moraga)
Sept. 28, 1945	L, 0-39	(Reno)
Oct. 11, 1942	L, 6-20	(Reno)
Oct. 9, 1937	L, 0-42	(Moraga)
Sept. 28, 1935	L, 0-20	(Moraga)
Oct. 12, 1934	W, 9-7	(Moraga)
Oct. 27, 1933	L, 0-61	(Reno)
Oct. 1, 1932	L, 0-35	(Moraga)
Nov. 22, 1929	L, 0-54	(Reno)
Oct. 27, 1928	L, 0-22	(Reno)
Oct. 22, 1927	L, 0-38	(Moraga)
Oct. 23, 1926	L, 0-13	(Reno)
Oct. 24, 1925	L, 0-35	(San Francisco)
Nov. 22, 1924	L, 0-27	(Reno)
Oct. 7, 1922	W, 21-13	(Moraga)
Oct. 15, 1921	L, 6-14	(Moraga)
Nov. 15, 1919	T, 0-0	(Reno)
Sept. 27, 1917	L, 0-41	(Reno)

SAN DIEGO STATE

SDSU leads 4-3. Home: 2-1; Road: 1-3

Nov. 1, 2014	W, 30-14	(Reno)
Oct. 4, 2013	L, 51-44 *	(San Diego)
Oct. 20, 2012	L, 39-38 *	(Reno)
Sept. 25, 2004	L, 10-27	(San Diego)
Sept. 28, 1995	L, 27-30	(San Diego)
Oct. 19, 1946	W, 26-0	(San Diego)
Nov. 3, 1945	W, 44-6	(Reno) * OT

SAN FRANCISCO

USF leads 12-11-1. Home: 5-5-1; Road: 6-7

Nov. 6, 1971	W, 12-0	(San Francisco)
Sept. 19, 1970	W, 28-6	(San Francisco)
Nov. 15, 1969	W, 50-7	(San Francisco)
Oct. 5, 1968	W, 48-13	(Reno)
Oct. 14, 1967	W, 21-14	(San Francisco)
Oct. 22, 1966	W, 40-16	(Reno)
Oct. 16, 1965	W, 34-6	(San Francisco)
Oct. 8, 1950	L, 6-66	(San Francisco)
Oct. 30, 1949	L, 13-41	(San Francisco)
Oct. 3, 1948	W, 26-7	(San Francisco)
Sept. 28, 1947	L, 13-37	(San Francisco)
Sept. 29, 1946	L, 14-26	(San Francisco)
Oct. 3, 1943	L, 0-6	(San Francisco)
Oct. 4, 1942	L, 7-27	(Reno)
Oct. 4, 1941	L, 3-7	(Reno)
Oct. 12, 1935	L, 7-27	(Reno)
Sept. 22, 1933	W, 12-7	(Reno)
Nov. 21, 1931	L, 7-40	(San Francisco)
Nov. 1, 1930	L, 13-20	(Reno)
Nov. 16, 1929	T, 0-0	(Reno)
Sept. 29, 1928	L, 0-12	(San Francisco)
Sept. 26, 1927	L, 0-19	(Reno)

Sept. 25, 1926	W, 27-14	(Reno)
Sept. 24, 1925	W, 7-0	(Reno)

SAN FRANCISCO STATE

S.F. State leads 17-7-1. Home: 6-8-1; Road: 1-9

Sept. 30, 1978	W, 37-14	(Reno)
Oct. 1, 1977	W, 47-7	(San Francisco)
Sept. 7, 1974	W, 28-7	(Reno)
Sept. 8, 1973	L, 28-31	(San Francisco)
Sept. 9, 1972	W, 37-6	(Reno)
Nov. 8, 1969	L, 26-27	(San Francisco)
Nov. 16, 1968	W, 21-7	(Reno)
Oct. 7, 1967	L, 6-34	(San Francisco)
Oct. 22, 1966	L, 0-27	(Reno)
Nov. 6, 1965	L, 8-27	(San Francisco)
Nov. 14, 1964	L, 6-21	(Reno)
Nov. 16, 1963	L, 6-21	(Reno)
Oct. 20, 1962	T, 14-14	(Reno)
Oct. 21, 1961	L, 0-48	(San Francisco)
Oct. 22, 1960	L, 7-18	(San Francisco)
Oct. 17, 1959	L, 14-30	(Reno)
Oct. 18, 1958	L, 6-18	(Reno)
Oct. 18, 1957	L, 8-21	(San Francisco)
Sept. 29, 1956	L, 20-32	(Reno)
Oct. 29, 1955	L, 7-18	(San Francisco)
Nov. 6, 1954	L, 0-54	(San Francisco)
Sept. 25, 1954	L, 19-39	(Reno)
Nov. 7, 1953	L, 27-28	(Reno)
Sept. 21, 1940	W, 47-0	(Reno)
Sept. 22, 1939	W, 13-6	(Reno)

SAN JOSE STATE

Nevada leads 18-8-2. Home: 10-2-2; Road: 8-6

Sept. 27, 2014	W, 21-10	(San Jose)
Nov. 16, 2013	W, 38-16	(Reno)
Sept. 17, 2011	W, 17-14	(San Jose)
Oct. 9, 2010	W, 35-13	(Reno)
Nov. 8, 2009	W, 62-7	(San Jose)
Nov. 15, 2008	W, 41-17	(Reno)
Nov. 24, 2007	L, 24-27	(San Jose)
Oct. 21, 2006	W, 23-7	(Reno)
Oct. 1, 2005	W, 30-23	(San Jose)
Nov. 6, 2004	W, 42-24	(Reno)
Sept. 18, 2003	W, 42-30	(San Jose)
Oct. 19, 2002	W, 52-24	(Reno)
Nov. 10, 2001	L, 45-64	(San Jose)
Oct. 21, 2000	L, 30-49	(Reno)
Nov. 18, 1995	W, 45-28	(Reno)
Oct. 22, 1994	W, 42-10	(San Jose)
Nov. 6, 1993	W, 46-45	(Reno)
Nov. 7, 1992	L, 35-39	(San Jose)
Sept. 24, 1948	W, 39-0	(San Jose)
Nov. 8, 1941	W, 21-19	(Reno)
Nov. 30, 1940	L, 7-30	(San Jose)
Oct. 7, 1939	L, 0-28	(San Jose)
Nov. 16, 1935	L, 6-20	(San Jose)
Oct. 27, 1934	L, 0-10	(Reno)
Nov. 5, 1932	T, 0-0	(Reno)
Oct. 31, 1931	W, 18-0	(San Jose)
Nov. 5, 1900	T, 0-0	(Reno)
Nov. 30, 1899	W, 6-0	(Reno)

SANTA CLARA

Santa Clara leads 13-7-6. Home: 6-3-6;

Road: 1-9; Neutral: 0-1

Oct. 21, 1978	W, 38-6	(Reno)
Oct. 22, 1977	W, 33-14	(Santa Clara)
Oct. 9, 1976	W, 56-39	(Reno)
Nov. 15, 1975	L, 7-35	(Santa Clara)
Nov. 9, 1974	L, 12-20	(Reno)
Oct. 13, 1973	L, 14-27	(Santa Clara)
Oct. 21, 1972	W, 21-7	(Reno)
Oct. 2, 1971	L, 21-7	(Santa Clara)
Oct. 24, 1970	T, 28-28	(Reno)
Oct. 17, 1964	L, 20-43	(Santa Clara)
Oct. 22, 1950	L, 0-55	(Reno)
Nov. 7, 1948	L, 0-14	(Santa Clara)
Oct. 5, 1946	W, 33-7	(Reno)



Sept. 22, 1934	L, 0-40	(Santa Clara)
Oct. 11, 1930	T, 0-0	(Reno)
Oct. 13, 1928	L, 6-19	(Santa Clara)
Oct. 29, 1927	T, 7-7	(Reno)
Oct. 30, 1926	L, 0-25	(Santa Clara)
Oct. 31, 1925	L, 7-20	(Reno)
Nov. 8, 1924	T, 7-7	(Reno)
Oct. 27, 1923	T, 7-7	(Reno)
Nov. 25, 1922	T, 7-7	(Reno)
Nov. 25, 1920	L, 21-27	(Santa Clara)
Nov. 20, 1919	W, 41-7	(Reno)
Oct. 28, 1899	W, 11-6	(Reno)
Oct. 25, 1898	L, 6-12	(Santa Clara)

SIMON FRASER

Nevada leads 2-1. Home: 2-1; Road: 0-0

Oct. 6, 1979	W, 35-10	(Reno)
Oct. 16, 1976	W, 44-13	(Reno)
Oct. 4, 1975	L, 10-17	(Reno)

SOUTHERN METHODIST

Tied 3-3. Home: 2-0; Road: 1-2; Neutral: 0-1

Dec. 24, 2009	L, 45-10	(Honolulu) [^]
Nov. 13, 2004	L, 20-38	(Dallas)
Sept. 27, 2003	W, 12-9	(Reno)
Nov. 2, 2002	W, 24-6	(Dallas)
Nov. 3, 2001	W, 35-14	(Reno)
Oct. 28, 2000	L, 28-41	(Dallas)

SOUTHERN (BATON ROUGE)

Nevada leads 1-0. Home: 1-0; Road: 0-0

Sept. 6, 1980	W, 20-0	(Reno)
---------------	---------	--------

SOUTH DAKOTA

Nevada leads 1-0. Home: 1-0; Road: 0-0

Nov. 11, 1978	W, 50-7	(Reno)
---------------	---------	--------

SOUTH FLORIDA

USF leads 1-0. Home: 0-1; Road: 0-0; Neutral: 1-0

Sept. 8, 2012	L, 32-31	(Reno)
---------------	----------	--------

SOUTHERN ILLINOIS

Series tied 1-1. Home: 1-0; Road: 0-1

Sept. 2, 1989	W, 41-3	(Reno)
Dec. 10, 1983 #	L, 7-23	(Carbondale)

SOUTHERN MISSISSIPPI

Southern Miss leads 3-0. Home: 0-1;

Road: 0-1; Neutral: 0-1

Dec. 24, 2011	L, 24-17	(Honolulu) [^]
Nov. 21, 1998	L, 28-55	(Reno)
Sept. 20, 1997	L, 19-35	(Hattiesburg)

SOUTHERN UTAH

Nevada leads 2-0. Home: 2-0; Away: 0-0

Aug. 30, 2014	W, 28-19	(Reno)
Aug. 30, 2003	W, 24-23	(Reno)

STANFORD

Stanford leads 10-1-2. Home: 0-0; Road: 1-10-2

Nov. 14, 1931	L, 0-26	(Palo Alto)
Oct. 8, 1927	L, 2-20	(Palo Alto)
Oct. 16, 1926	L, 9-33	(Palo Alto)
Oct. 6, 1923	L, 0-27	(Palo Alto)
Nov. 4, 1922	L, 7-17	(Palo Alto)
Nov. 12, 1921	T, 14-14	(Palo Alto)
Oct. 26, 1905	L, 0-21	(Palo Alto)
Oct. 22, 1904	L, 0-17	(Palo Alto)
Oct. 24, 1903	T, 0-0	(Palo Alto)
Oct. 25, 1902	L, 5-11	(Palo Alto)
Nov. 2, 1901	L, 0-12	(Palo Alto)
Nov. 17, 1900	W, 6-0	(Palo Alto)
Nov. 11, 1899	L, 5-17	(Palo Alto)

STEPHEN F. AUSTIN

Nevada leads 2-1. Home: 2-1; Road: 0-0

Oct. 24, 1987	L, 7-9	(Reno)
Oct. 11, 1986	W, 34-27	(Reno)
Sept. 9, 1978	W, 32-0	(Reno)

TEXAS CHRISTIAN

TCU leads 1-0. Home: 0-1; Road: 0-0

Sept. 9, 2000	L, 10-41	(Reno)
---------------	----------	--------

TENNESSEE STATE

Nevada leads 1-0. Home: 1-0; Road: 0-0

Dec. 6, 1986 #	W, 33-6	(Reno)
----------------	---------	--------

TEXAS A&M

Texas A&M leads 1-0. Home: 0-0; Road: 0-1

Sept. 23, 1950	L, 18-48	(College Station)
----------------	----------	-------------------

TEXAS A&M - KINGSVILLE

Series tied 1-1. Home: 1-1; Road: 0-0

Sept. 15, 1984	W, 61-35	(Reno)
Sept. 11, 1984	L, 34-42	(Reno)

TEXAS SOUTHERN

Nevada leads 2-0. Home: 2-0; Road: 0-0

Sept. 18, 1993	W, 63-14	(Reno)
Nov. 21, 1992	W, 38-14	(Reno)

TEXAS STATE

Nevada leads 1-0. Home: 0-0; Road: 0-1;

Sept. 29, 2012	W, 34-21	(San Marcos)
----------------	----------	--------------

TEXAS TECH

Texas Tech leads 2-0. Home: 0-1; Road: 0-1

Sept. 24, 2011	L, 35-34	(Lubbock)
Sept. 6, 2008	L, 35-19	(Reno)

TOLEDO

Toledo leads 3-0. Home: 0-1; Road: 0-1; Neutral: 0-1

Sept. 27, 1997	L, 13-31	(Toledo)
Dec. 14, 1995%	L, 37-40*	(Las Vegas)
Sept. 23, 1995	L, 35-49	(Reno) * OT

TULANE

Tulane leads 1-0. Home: 0-0; Road: 0-1

Sept. 26, 1992	L, 17-34	(New Orleans)
----------------	----------	---------------

TULSA

Nevada leads 4-2. Home: 2-0; Road: 2-2

Oct. 23, 2004	W, 54-48*	(Reno)
Oct. 18, 2003	W, 28-21	(Tulsa)
Nov. 25, 2000	L, 3-38	(Tulsa)
Oct. 17, 1948	W, 65-14	(Tulsa)
Oct. 25, 1947	W, 21-13	(Reno)
Oct. 14, 1945	L, 0-40	(Tulsa) * OT

UC DAVIS

Nevada leads 29-21-3. Home: 20-11-2; Road: 9-10-1

Sept. 7, 2013	W, 36-7	(Reno)
Sept. 16, 1989	L, 17-24	(Reno)
Sept. 17, 1988	W, 28-16	(Davis)
Sept. 19, 1987	W, 34-17	(Reno)
Sept. 13, 1980	T, 13-13	(Reno)
Sept. 22, 1979	W, 28-21	(Davis)
Sept. 23, 1978	W, 12-7	(Reno)
Nov. 12, 1977	L, 21-37	(Davis)
Nov. 10, 1973	L, 6-17	(Davis)
Oct. 23, 1971	L, 13-14	(Reno)
Oct. 31, 1970	L, 17-35	(Davis)
Nov. 1, 1969	W, 30-12	(Reno)
Nov. 9, 1968	L, 24-25	(Davis)
Nov. 18, 1967	L, 20-28	(Reno)
Oct. 8, 1966	W, 26-10	(Davis)
Oct. 30, 1965	W, 26-15	(Reno)
Nov. 6, 1964	L, 6-21	(Davis)
Nov. 9, 1963	L, 8-14	(Reno)
Oct. 13, 1962	L, 6-8	(Davis)
Oct. 14, 1961	L, 12-36	(Reno)
Oct. 15, 1960	W, 40-22	(Reno)
Oct. 10, 1959	W, 28-6	(Reno)
Oct. 10, 1958	L, 2-14	(Davis)
Oct. 12, 1957	W, 21-13	(Davis)

Oct. 6, 1956	L, 19-27	(Reno)
Sept. 30, 1955	L, 7-26	(Reno)
Oct. 29, 1954	W, 13-0	(Reno)

UCLA

UCLA leads 1-0-0. Home: 0-0-0; Road: 0-1-0

Aug. 31, 2013	L, 58-20	(Pasadena)
Oct. 23, 1953	W, 13-0	(Davis)
Oct. 4, 1952	W, 26-13	(Reno)
Nov. 11, 1942	W, 14-0	(Reno)
Nov. 15, 1941	T, 14-14	(Davis)
Oct. 28, 1939	W, 3-0	(Reno)
Oct. 16, 1937	L, 0-12	(Reno)
Oct. 16, 1936	W, 24-6	(Davis)
Nov. 2, 1935	W, 12-6	(Reno)
Oct. 6, 1934	T, 0-0	(Reno)
Nov. 18, 1933	W, 20-7	(Davis)
Oct. 22, 1932	W, 16-0	(Reno)
Oct. 9, 1931	L, 0-12	(Davis)
Oct. 25, 1930	W, 31-0	(Reno)
Oct. 26, 1929	L, 0-19	(Reno)
Nov. 3, 1928	L, 0-6	(Davis)
Nov. 6, 1926	W, 45-7	(Reno)
Nov. 14, 1925	W, 19-0	(Davis)
Sept. 29, 1923	W, 41-0	(Reno)
Oct. 28, 1922	W, 6-2	(Reno)
Oct. 29, 1921	W, 21-13	(Reno)
Sept. 25, 1920	W, 7-3	(Reno)
Nov. 27, 1919	W, 56-0	(Reno)
Nov. 8, 1919	W, 12-0	(Davis)
Nov. 18, 1916	L, 7-27	(Davis)
Nov. 4, 1916	L, 7-26	(Reno)
Oct. 23, 1915	L, 10-14	(Reno)

UC RIVERSIDE

Nevada leads 2-0. Home: 1-0; Road: 1-0

Oct. 9, 1971	W, 23-16	(Riverside)
Sept. 26, 1970	W, 45-26	(Reno)

UC SANTA BARBARA

Santa Barbara leads 6-4. Home: 3-2; Road: 1-4

Sept. 27, 1969	L, 6-21	(Santa Barbara)
Sept. 28, 1968	W, 17-13	(Reno)
Sept. 30, 1967	L, 7-34	(Santa Barbara)
Oct. 1, 1966	W, 33-17	(Reno)
Oct. 2, 1965	L, 18-21	(Reno)
Oct. 3, 1964	L, 0-14	(Santa Barbara)
Nov. 9, 1946	W, 48-13	(Santa Barbara)
Oct. 25, 1941	W, 7-0	(Reno)
Nov. 13, 1937	L, 7-20	(Santa Barbara)
Oct. 31, 1936	L, 0-13	(Reno)

UNLV

Nevada leads 24-16. Home: 13-7; Road: 9-9

Nov. 29, 2014	W, 49-27	(Las Vegas)
Oct. 26, 2013	L, 27-22	(Reno)
Oct. 13, 2012	W, 42-37	(Las Vegas)
Oct. 8, 2011	W, 37-0	(Reno)
Oct. 2, 2010	W, 44-26	(Las Vegas)
Oct. 3, 2009	W, 63-28	(Reno)
Sept. 27, 2008	W, 49-27	(Las Vegas)
Sept. 29, 2007	W, 27-20	(Reno)
Sept. 30, 2006	W, 31-3	(Las Vegas)
Sept. 17, 2005	W, 22-14	(Reno)
Oct. 2, 2004	L, 13-48	(Las Vegas)
Oct. 4, 2003	L, 12-16	(Reno)
Oct. 5, 2002	L, 17-21	(Las Vegas)
Oct. 6, 2001	L, 12-27	(Reno)
Oct. 7, 2000	L, 7-38	(Las Vegas)
Oct. 2, 1999	W, 26-12	(Reno)
Oct. 3, 1998	W, 31-20	(Las Vegas)
Sept. 6, 1997	W, 31-14	(Reno)
Oct. 5, 1996	W, 54-17	(Las Vegas)
Oct. 28, 1995	W, 55-32	(Reno)
Nov. 19, 1994	L, 27-32	(Las Vegas)
Oct. 2, 1993	W, 49-14	(Reno)
Oct. 17, 1992	W, 14-10	(Las Vegas)
Sept. 7, 1991	W, 50-8	(Reno)
Oct. 20, 1990	W, 26-14	(Las Vegas)

INTRO

TEAM INFO

PLAYERS

COACHES
& STAFF

STATISTICS

RECORD
BOOK

HISTORY

UNIVERSITY



All-Time Series Records

Nov. 11, 1989	W, 45-7	(Reno)
Oct. 3, 1987	L, 19-24	(Las Vegas)
Nov. 16, 1985	W, 48-7	(Reno)
Sept. 3, 1983	L, 18-28	(Las Vegas)
Sept. 15, 1979	L, 21-26	(Reno)
Sept. 16, 1978	W, 23-14	(Las Vegas)
Nov. 19, 1977	L, 12-27	(Reno)
Nov. 20, 1976	L, 33-49	(Las Vegas)
Nov. 22, 1975	L, 7-45	(Reno)
Nov. 16, 1974	L, 7-28	(Las Vegas)
Nov. 17, 1973	W, 19-3	(Reno)
Nov. 18, 1972	W, 41-13	(Las Vegas)
Nov. 20, 1971	L, 13-27	(Reno)
Nov. 21, 1970	L, 30-42	(Las Vegas)
Nov. 22, 1969	W, 30-28	(Reno)

USC

USC leads 5-0. Home: 0-0; Road: 0-5

Nov. 9, 1929	L, 0-66	(Los Angeles)
Oct. 25, 1924	L, 7-21	(Los Angeles)
Oct. 13, 1923	L, 0-33	(Los Angeles)
Oct. 21, 1922	L, 0-6	(Los Angeles)
Nov. 13, 1920	L, 7-38	(Los Angeles)

UTAH

Nevada leads 5-4-1. Home: 1-3; Road: 4-1-1

Nov. 25, 1945	W, 33-14	(Salt Lake City)
Oct. 28, 1944	L, 14-19	(Reno)
Oct. 16, 1943	W, 27-19	(Salt Lake City)
Oct. 8, 1932	T, 6-6	(Salt Lake City)
Sept. 27, 1930	L, 7-20	(Reno)
Oct. 5, 1929	L, 0-31	(Salt Lake City)
Oct. 6, 1928	L, 7-32	(Reno)
Nov. 5, 1921	W, 28-7	(Reno)
Oct. 30, 1920	W, 14-7	(Salt Lake City)
Nov. 28, 1901	W, 6-2	(Salt Lake City)

UTAH STATE

Nevada leads 17-5. Home: 8-2; Road: 9-3

Nov. 26, 2011	L, 21-17	(Logan)
Oct. 30, 2010	W, 56-42	(Reno)
Oct. 17, 2009	W, 35-32	(Logan)
Oct. 18, 2008	W, 44-17	(Reno)
Oct. 20, 2007	W, 31-28	(Logan)
Nov. 11, 2006	W, 42-0	(Reno)
Nov. 19, 2005	W, 30-24	(Logan)
Nov. 20, 1999	L, 35-37	(Reno)
Nov. 7, 1998	W, 26-21	(Logan)
Nov. 15, 1997	L, 19-38	(Reno)
Nov. 9, 1996	W, 54-27	(Logan)
Nov. 4, 1995	W, 30-25	(Logan)
Nov. 12, 1994	W, 56-28	(Reno)
Oct. 16, 1993	W, 48-44	(Logan)
Nov. 14, 1992	W, 48-47	(Reno)
Sept. 16, 1950	L, 6-7	(Logan)
Oct. 21, 1944	W, 13-7	(Logan)
Oct. 22, 1921	W, 41-0	(Logan)
Nov. 6, 1920	W, 21-0	(Reno)
Oct. 28, 1916	W, 9-7	(Reno)
Oct. 16, 1915	L, 0-26	(Logan)
Nov. 9, 1904	W, 24-5	(Reno)

UTEP

Nevada leads 2-1. Home: 1-1; Road: 1-0

Nov. 9, 2002	W, 23-17	(Reno)
Nov. 24, 2001	W, 48-31	(El Paso)
Nov. 4, 2000	L, 22-45	(Reno)

VILLANOVA

Villanova leads 1-0. Home: 0-0;

Road: 0-0; Neutral: 1-0

Jan. 1, 1949 \$	L, 7-27	(San Diego)
-----------------	---------	-------------

WASHINGTON

Series tied 1-1. Home: 0-0; Road: 1-1

Oct. 11, 2003	W, 28-17	(Seattle)
Nov. 20, 1903	L, 0-2	(Seattle)

WASHINGTON STATE

Washington St. leads, 2-1. Home: 1-1; Road: 0-1

Sept. 5, 2014	W, 24-13	(Reno)
Sept. 9, 2005	L, 21-55	(Reno)
Aug. 31, 2002	L, 7-31	(Seattle)

WEBER STATE

Nevada leads 9-6. Home: 6-3; Road: 3-3

Oct. 23, 1993	L, 30-47	(Reno)
Oct. 31, 1992	L, 21-23	(Reno)
Nov. 2, 1991	W, 55-49	(Reno)
Oct. 27, 1990	W, 28-7	(Ogden)
Oct. 21, 1989	W, 47-15	(Reno)
Oct. 15, 1988	L, 31-37	(Ogden)
Nov. 14, 1987	L, 15-38	(Reno)
Oct. 4, 1986	W, 38-24	(Ogden)
Oct. 19, 1985	W, 47-12	(Reno)
Oct. 27, 1984	W, 35-21	(Ogden)
Oct. 22, 1983	W, 41-3	(Reno)
Nov. 6, 1982	L, 43-46 *	(Ogden)
Oct. 17, 1981	W, 28-14	(Reno)
Sept. 27, 1980	L, 0-10	(Ogden)
Oct. 20, 1979	W, 22-3	(Reno)

* 3OT

WESTERN ILLINOIS

Nevada leads 1-0. Home: 1-0; Road: 0-0

Nov. 17, 1990	W, 50-16	(Reno)
---------------	----------	--------

WESTERN MONTANA

Nevada leads 1-0. Home: 1-0; Road: 0-0

Nov. 5, 1977	W, 49-0	(Reno)
--------------	---------	--------

WESTERN OREGON

Nevada leads 1-0. Home: 1-0; Road: 0-0

Sept. 24, 1932	W, 12-7	(Reno)
----------------	---------	--------

WESTERN STATE (COLO.)

Western leads 2-0. Home: 0-2; Road: 0-0

Sept. 19, 1959	L, 13-14	(Reno)
Oct. 26, 1957	L, 14-52	(Reno)

WESTERN WASHINGTON

Nevada leads 1-0. Home: 1-0; Road: 0-0

Oct. 7, 1978	W, 66-0	(Reno)
--------------	---------	--------

WESTMINSTER (UTAH)

Nevada leads 1-0. Home: 1-0; Road: 0-0

Sept. 10, 1977	W, 54-8	(Reno)
----------------	---------	--------

WHITMAN

Nevada leads 1-0. Home: 1-0; Road: 0-0

Nov. 11, 1922	W, 35-7	(Reno)
---------------	---------	--------

WICHITA STATE

Nevada leads 2-1. Home: 1-0; Road: 1-1

Nov. 23, 1950	L, 19-37	(Wichita)
Oct. 15, 1949	W, 20-7	(Reno)
Nov. 25, 1948	W, 42-13	(Wichita)

WILLAMETTE

Nevada leads 7-5. Home: 4-3; Road: 3-2

Sept. 18, 1976	W, 39-6	(Salem)
Sept. 20, 1975	W, 36-14	(Reno)
Oct. 3, 1970	W, 30-3	(Salem)
Sept. 21, 1969	W, 27-7	(Reno)
Sept. 21, 1968	L, 13-40	(Salem)
Sept. 23, 1967	W, 32-15	(Reno)
Sept. 24, 1966	W, 28-21	(Salem)
Sept. 25, 1965	L, 6-9	(Reno)
Sept. 26, 1964	L, 6-27	(Reno)
Sept. 28, 1963	W, 29-6	(Reno)
Nov. 25, 1937	L, 7-41	(Reno)
Oct. 9, 1936	L, 9-21	(Salem)

WISCONSIN

Wisconsin leads 1-0. Home: 0-0; Road: 0-1

Sept. 4, 1993	L, 17-35	(Madison)
---------------	----------	-----------

WYOMING

Nevada leads 3-2. Home: 1-1; Road: 1-1

Oct. 6, 2012	W, 35-28 (OT)	(Reno)
Sept. 23, 2000	W, 35-28	(Laramie)
Oct. 11, 1997	L, 30-34	(Reno)
Sept. 5, 1992	L, 6-25	(Laramie)
Oct. 2, 1937	W, 9-7	(Reno)

YOUNGSTOWN STATE

Youngstown leads 1-0. Home: 0-1; Road: 0-0

Dec. 7, 1991 #	L, 28-30	(Reno)
----------------	----------	--------

@ MPC Computers Bowl/
Roady's Humanitarian Bowl

* OT (overtime)

\$ Harbor Bowl

^ Hawaii Bowl

& Salad Bowl

% Las Vegas Bowl

I-AA Playoffs

! Kraft Fight Hunger Bowl

~ R+L Carriers New Orleans Bowl

INTRO
TEAM INFO
PLAYERS
COACHES & STAFF
STATISTICS
RECORD BOOK
HISTORY
UNIVERSITY



NEVADA FOOTBALL HISTORY ALL-TIME CAPSULE

Conference Championships (14)

1932 Far Western
 1933 Far Western
 1939 Far West
 1983 Big Sky
 1986 Big Sky
 1990 Big Sky
 1991 Big Sky
 1992 Big West
 1994 Big West
 1995 Big West
 1996 Big West
 1997 Big West
 2005 Western Athletic
 2010 Western Athletic

All-Time Bowl Record (4-10)

1948 Salad Bowl, W, North Texas, 13-6
 1949 Harbor Bowl, L, Villanova, 7-27
 1992 Las Vegas Bowl, L, Bowling Green, 34-35
 1995 Las Vegas Bowl, L, Toledo, 37-40 (OT)
 1996 Las Vegas Bowl, W, Ball State, 18-15
 2005 Hawai'i Bowl, W, UCF, 49-48 (OT)
 2006 MPC Computers Bowl, L, Miami, 21-20
 2007 New Mexico Bowl, L, New Mexico, 23-0
 2008 Rody's Humanitarian Bowl, L, Maryland, 42-35
 2009 Sheraton Hawai'i Bowl, L, SMU, 35-10
 2010 Kraft Fight Hunger Bowl, W, Boston College, 20-13
 2011 Sheraton Hawai'i Bowl, L, Southern Miss, 24-17
 2012 New Mexico Bowl, L, Arizona, 49-48
 2014 New Orleans Bowl vs. Louisiana, L, 16-3

Record Since Joining NCAA-IA (FBS) In 1992

Overall: 152-127
 Conference: 99-65

All-Time Record (108 seasons)

528-461-33 (.534)

INTRO
 TEAM INFO
 PLAYERS
 COACHES
& STAFF
 STATISTICS
 RECORD
 BOOK

HISTORY
 UNIVERSITY



Year-by-Year Results

1896 (FRANK TAYLOR)

W-0 L-2

NA	Belmont	L	0-70
NA	California (JV)	L	0-40

(All-Time Record 0-2)

1897 (WILLIAM H. HARRELSON)

NA	California (JV)	L	NA
----	-----------------	---	----

(All-Time Record 0-3) NA

1898 (F.F. ELLIS)

W-4 L-1 (3-0 Home, 1-1 Road)

O 15	Stewart Indian School	W	34-6
O 25	at Santa Clara	L	6-12
O 27	at Pacific	W	35-0
O 29	Belmont Academy	W	24-0
N 26	Stanford (JV)	W	22-0

(All-Time Record 4-4-0)

1899 (A. KING DICKSON)

W-3 L-2 (3-0 Home, 0-2 Road)

O 14	Pacific	W	63-5
O 28	Santa Clara	W	11-6
N 11	at Stanford	L	5-17
N 15	at California	L	0-24
N 30	San Jose State	W	6-0

(All-Time Record 7-6-0)

1900 (JAMES HOPPER)

W-4 L-2 T-1 (3-0 Home, 1-2 Road)

O 13	Stewart Indian School	W	39-0
O 18*	Reliance Athletic Club	W	16-0
O 27	at Reliance Athletic Club	L	0-2
(game played at San Francisco)			
N 5	San Jose State	T	0-0
N 15	at California	L	0-32
N 17	at Stanford	W	6-0
N 29	Reno Wheelmen	W	17-0

(All-Time Record 11-8-1)

1901 (A.C. STECKLE)

W-3 L-3 (2-1 Home, 1-2 Road)

O 13	Chico State	W	47-0
O 19	Reliance Athletic Club	W	11-0
O 30	at California	L	0-12
N 2	at Stanford	L	0-12
N 26	Olympic Club (S.F.)	L	0-5
N 28	at Utah	W	6-2

(All-Time Record 14-11-1)

1902 (A.C. STECKLE)

W-1 L-2 (1-0 Home, 0-2 Road)

O 19	Reliance Athletic Club	W	16-0
O 25	at Stanford	L	5-11
N 1	at California	L	0-29

(All-Time Record 15-13-1)

1903 (A.C. STECKLE)

W-2 L-4 T-2 (1-2-1 Home, 1-2-1 Road)

O 6	Nevada Alumni	T	0-0
O 10	Fort Baker	W	45-0
O 14	Reliance Athletic Club	L	5-11
O 24	at Stanford	T	0-0
N 7	at California	W	6-2
N 20	at Washington	L	0-2
N 23	Puget Sound	L	0-10
N 26	at Oregon State	L	0-15

(All-Time Record 17-17-3)

1904 (BRUCE SHORTS)

W-3 L-3 (3-0 Home, 0-3 Road)

O 8	Fort Baker	W	18-0
O 15	Olympic Club (S.F.)	W	8-5
O 22	at Stanford	L	0-17
N 5	at California	L	0-16
N 9	Utah State	W	24-5
N 26	Sherman Indians	L	NA

(All-Time Record 20-20-3)

1905 (NO COACH)

W-0 L-3 T-1 (0-1-1 Home, 0-2 Road)

S 23	Nevada Alumni	T	0-0
O 14	Reliance Athletic Club	L	0-5
O 26	at Stanford	L	0-21
N 4	at California	L	0-16

(All-Time Record 20-23-4)

1906-1914 – NO FOOTBALL, ONLY RUGBY

1915 (JACK GLASCOCK)

W-0 L-5 (0-3 Home, 0-2 Road)

O 2	Sacramento Athletic Club#	L	0-3
O 7	Olympic Club (S.F.)	L	6-7
O 16	at Utah State	L	0-26
O 23	UC Davis	L	10-14
(game played at Carson City, NV)			
N 20	at California	L	6-81

(All-Time Record 20-28-4)

1916 (JACK GLASCOCK)

W-3 L-5 (3-3 Home, 0-2 Road)

S 20	Stewart Indian School	W	36-7
S 27	Sacramento Athletic Club	W	77-3
O 14	Olympic Club (S.F.)	L	0-20
O 21	at California Freshmen	L	0-34
O 28	Utah State	W	9-7
N 4	UC Davis	L	7-26
N 11	California Freshmen	L	6-36
N 18	at UC Davis	L	7-27

(All-Time Record 23-33-4)

1917 (JACK GLASCOCK)

W-1 L-3 (1-2 Home, 0-1 Road)

S 22	Stewart Indian School	W	50-0
S 27	St. Mary's	L	0-41
O 20	at California Freshmen	L	0-60
O 27	California Freshmen	L	0-54

(All-Time Record 24-36-4)

1918 – NO FOOTBALL TEAM, WW I

1919 (R.E. COURTRIGHT)

W-8 L-1 T-1 (6-0-1 Home, 2-1 Road)

S 27	at California Freshman	L	7-13
O 4	Nevada Alumni	W	32-0
O 10	at Stewart Indian School	W	54-0
O 15	Pacific	W	132-0
O 18	Mare Island Naval Base	W	102-0
N 1	California Freshman	W	13-12
N 8	at UC Davis	W	12-0
N 15	St. Mary's	T	0-0
N 20	Santa Clara	W	41-7
N 27	UC Davis	W	56-0

(All-Time Record 32-36-5)

1920 (R.E. COURTRIGHT)

W-7 L-3 T-1 (5-0 Home, 2-3-1 Road)

S 11	Nevada Alumni	W	20-6
S 25	UC Davis	W	7-3
O 2	American Legion (S.F.)	W	47-7
O 9	Mare Island Naval Base	W	28-0
O 16	at California	L	7-79
O 30	at Utah	W	14-7
N 6	Utah State	W	21-0
N 13	at Southern California	L	7-38
N 25	at Santa Clara	L	21-27
D 25	at Hawaii	W	14-0
J 1	at Outrigger AC (Honolulu)	T	0-0

(All-Time Record 39-40-6)

1921 (R.E. COURTRIGHT)

W-4 L-3 T-1 (3-1 Home, 1-2-1 Road)

S 11	Agnetian Club (S.F.)	W	54-0
O 2	Pacific Fleet	L	13-14
O 8	at California	L	6-51
O 15	at St. Mary's	L	6-14
O 22	at Utah State	W	41-0
O 29	UC Davis	W	21-13
N 5	Utah	W	28-7

N 12	at Stanford	T	14-14
------	-------------	---	-------

(All-Time Record 43-43-7)

1922 (R.E. COURTRIGHT)

W-5 L-3 T-1 (4-0-1 Home, 1-3 Road)

S 30	Agnetian Club (S.F.)	W	42-7
O 7	at St. Mary's	W	21-13
O 14	Occidental	W	35-0
O 21	at Southern California	L	0-6
O 28	UC Davis	W	6-2
N 4	at Stanford	L	7-17
N 11	Whitman College (WA)	W	35-7
N 18	at California	L	13-61
N 25	Santa Clara	T	7-7

(All-Time Record 48-46-8)

1923 (R.E. COURTRIGHT)

W-2 L-3 T-2 (2-1-1 Home, 0-2-1 Road)

S 22	Olympic Club (S.F.)	L	3-27
S 29	UC Davis	W	41-0
O 6	at Stanford	L	0-27
O 13	at Southern California	L	0-33
O 27	Santa Clara	T	7-7
N 3	at California	T	0-0
N 10	Fresno State	W	46-3

(All-Time Record 50-49-10)

1924 (CHARLIE ERB)

W-3 L-4 T-1 (3-1-1 Home, 0-3 Road)

O 11	Fresno State	W	16-0
O 18	Pacific	W	48-6
O 25	at Southern California	L	7-21
N 1	Arizona	W	23-14
N 8	Santa Clara	T	7-7
N 15	at California	L	0-27
N 22	St. Mary's	L	0-27
N 27	vs. Idaho (Boise)	L	0-23

(All-Time Record 53-53-11)

1925 (L.T. "BUCK" SHAW)

W-4 L-3 T-1 (3-1 Home, 1-2-1 Road)

Far Western Conference: 3-1

S 24	San Francisco	W	7-0
O 3	at California	L	0-54
O 17	Pacific^	W	14-0
O 24	at St. Mary's^ (S.F.)	L	0-35
O 31	Santa Clara	L	7-20
N 7	Fresno State^	W	60-6
N 14	at UC Davis^	W	19-0
N 26	at Arizona	T	0-0

(All-Time Record 57-56-12)

1926 (L.T. "BUCK" SHAW)

W-4 L-4 (3-1 Home, 1-3 Road)

Far Western Conference: 3-1

S 25	San Francisco	W	27-14
O 2	Pacific^	W	6-0
O 9	at Fresno State^	W	26-7
O 16	at Stanford	L	9-33
O 23	St. Mary's^	L	0-13
O 30	at Santa Clara	L	0-25
N 6	UC Davis^	W	45-7
N 13	at California	L	7-20

(All-Time Record 61-60-12)

1927 (L.T. "BUCK" SHAW)

W-2 L-6 T-1 (2-1-1 Home, 0-5 Road)

Far Western Conference: 1-3

S 26	San Francisco^	L	0-19
O 1	at California	L	0-54
O 8	at Stanford	L	2-20
O 15	at Fresno State^	L	7-10
O 22	at St. Mary's^	L	0-38
O 29	Santa Clara	T	7-7
N 5	Pacific^	W	19-13
N 11	Young Men's Inst. (S.F.)	W	13-7
N 19	at Gonzaga	L	6-41

(All-Time Record 63-66-13)

INTRO
TEAM INFO
PLAYERS
COACHES & STAFF
STATISTICS
RECORD BOOK
HISTORY

UNIVERSITY



1928 (L.T. "BUCK" SHAW)

W-0 L-7 T-1 (0-3-1 Home, 0-4 Road)
Far Western Conference: 0-3-1

S 29	at San Francisco [^]	L	0-12
O 6	Utah	L	7-32
O 13	at Santa Clara	L	6-19
O 20	Pacific [^]	L	6-7
O 27	St. Mary's	L	0-22
N 3	at UC Davis [^]	L	0-6
N 10	Fresno State [^]	T	12-12
N 17	at California	L	0-60

(All-Time Record 63-73-14)

1929 (GEORGE PHILBROOK)

W-2 L-5 T-1 (1-3-1 Home, 1-2 Road)
Far Western Conference: 2-1

S 28	Brigham Young	L	7-10
O 5	at Utah	L	0-31
O 19	Fresno State [^]	W	48-0
O 26	UC Davis [^]	L	0-19
N 1	at Pacific [^]	W	8-0
N 9	at Southern California	L	0-66
N 16	San Francisco	T	0-0
N 22	St. Mary's	L	0-54

(All-Time Record 65-78-15)

1930 (GEORGE PHILBROOK)

W-2 L-4 T-2 (2-2-1 Home, 0-2-1 Road)
Far Western Conference: 2-2

S 27	Utah	L	7-20
O 4	at Brigham Young	T	6-6
O 11	Santa Clara	T	0-0
O 18	Pacific [^]	W	20-13
O 25	UC Davis [^]	W	31-0
N 1	San Francisco [^]	L	13-20
N 15	at California	L	0-8
N 27	at Fresno State [^]	L	0-6

(All-Time Record 67-82-17)

1931 (GEORGE PHILBROOK)

W-2 L-5 T-2 (1-1-1 Home, 1-4-1 Road)
Far Western Conference: 2-1-1

S 26	Presidio (SF) Army Base	T	0-0
O 3	Brigham Young	L	14-18
O 9	at UC Davis	L	0-12
O 16	at Pacific [^]	T	0-0
O 24	Fresno State [^]	W	31-13
O 31	at San Jose State [^]	W	18-0
N 7	at California	L	6-25
N 14	at Stanford	L	0-26
N 21	at San Francisco [^]	L	7-40

(All-Time Record 69-87-19)

1932 (C.L. "BRICK" MITCHELL)

W-3 L-3 T-2 (2-1-1 Home, 1-2-1 Road)

Far Western Conference: 2-0-1 (Co-Champions)

S 24	Western Oregon State	W	12-7
O 1	at St. Mary's	L	0-35
O 8	at Utah (in Ogden)	T	6-6
O 22	UC Davis [^]	W	16-0
O 29	at California	L	0-38
N 5	San Jose State [^]	T	0-0
N 11	Olympic Club (SF)	L	0-13
N 24	at Fresno State [^]	W	7-0

(All-Time Record 72-90-21)

1933 (C.L. "BRICK" MITCHELL)

W-4 L-4 (3-2 Home, 1-2 Road)

Far Western Conference: 3-0 (Champions)

S 22	San Francisco	W	12-7
S 30	at California	L	0-34
O 7	Olympic Club (SF)	L	0-14
O 13	at Loyola Marymount	L	0-21
O 21	Pacific [^]	W	7-0
O 27	St. Mary's	L	0-61
N 11	Chico State [^]	W	21-0
N 18	at UC Davis [^]	W	20-7

(All-Time Record 76-94-21)

1934 (C.L. "BRICK" MITCHELL)

W-1 L-7 T-1 (0-3-1 Home, 1-4 Road)

Far Western Conference: 0-4-1

S 22	at Santa Clara	L	0-40
S 29	at California	L	0-33
O 6	UC Davis [^]	T	0-0
O 12	at St. Mary's	W	9-7
O 20	California Ramblers	L	0-7
O 27	San Jose State [^]	L	0-10
N 9	at Pacific [^]	L	0-14
N 17	Chico State [^]	L	6-9
N 29	at Fresno State [^]	L	0-33

(All-Time Record 77-101-22)

1935 (C.L. "BRICK" MITCHELL)

W-2 L-6 (1-3 Home, 1-3 Road)

Far Western Conference: 2-3

S 28	at St. Mary's	L	0-20
O 12	San Francisco	L	7-27
O 26	Pacific [^]	L	6-7
N 2	UC Davis [^]	W	12-6
N 11	Fresno State [^]	L	6-27
N 16	at San Jose State [^]	L	6-20
N 22	at Idaho	L	6-26
N 28	at Chico State [^]	W	14-6

(All-Time Record 79-107-22)

1936 (DOUG DASHIELL)

W-4 L-4 (3-1 Home, 1-3 Road)

Far Western Conference: 2-2

O 2	Idaho State	W	21-12
O 9	at Willamette	L	9-21
O 16	at UC Davis [^]	W	24-6
O 24	Idaho	W	7-6
O 31	UC Santa Barbara	L	0-13
N 6	at Pacific [^]	L	0-25
N 14	Chico State [^]	W	24-7
N 26	at Fresno State [^]	L	6-13

(All-Time Record 83-111-22)

1937 (DOUG DASHIELL)

W-2 L-6 (1-4 Home, 1-2 Road)

Far West Conference: 1-3

O 2	Wyoming	W	9-7
O 9	at St. Mary's	L	0-42
O 16	UC Davis [^]	L	0-12
O 23	Pacific [^]	L	3-7
O 30	at Chico State [^]	W	27-0
N 6	Fresno State [^]	L	8-46
N 13	at UC Santa Barbara	L	7-20
N 25	Willamette	L	7-41

(All-Time Record 85-117-22)

1938 (DOUG DASHIELL)

W-2 L-3 T-1 (2-2-1 Home, 0-1 Road)

Far West Conference: 1-2

S 24	Southern Idaho	W	18-0
O 1	Northern Arizona	T	12-12
O 8	Chico State [^]	W	22-0
O 14	at Northern Colorado	L	13-27
O 22	Fresno State [^]	L	0-27
O 28	Pacific [^]	L	0-51

(All-Time Record 87-120-23)

1939 (JIM AIKEN)

W-5 L-4 (3-1 Home, 2-3 Road)

Far West Conference: 3-0 (Champions)

S 22	San Francisco State	W	13-6
S 30	at Northern Arizona	L	7-9
O 7	at San Jose State	L	0-28
O 14	at Fresno State	L	0-45
O 21	Brigham Young (HC)	L	0-7
O 28	UC Davis [^]	W	3-0
N 4	at Chico State [^]	W	3-0
N 11	at Pacific [^]	W	8-0
N 30	Northern Colorado	W	15-6

(All-Time Record 92-124-23)

1940 (JIM AIKEN)

W-4 L-4 T-1 (4-1 Home, 0-3-1 Road)

S 21	San Francisco State	W	47-0
S 28	at Brigham Young	T	6-6
O 12	Idaho State	W	62-0
O 19	Arkansas State	W	78-0
O 26	Eastern New Mexico	W	47-6
N 2	at Fresno State	L	6-7
N 16	at Idaho	L	0-6
N 21	Pacific	L	6-24
N 30	at San Jose State	L	7-30

(All-Time Record 96-128-24)

1941 (JIM AIKEN)

W-3 L-5 T-1 (3-3 Home, 0-2-1 Road)

S 27	Cal Poly SLO	W	32-0
O 4	San Francisco	L	3-7
O 11	at Arizona	L	7-26
O 18	Fresno State (HC)	L	3-6
O 25	UC Santa Barbara	W	7-0
N 1	at New Mexico	L	7-26
N 8	San Jose State	W	21-19
N 15	at UC Davis	T	14-14
N 30	Loyola Marymount	L	7-19

(All-Time Record 99-133-25)

1942 (JIM AIKEN)

W-4 L-3 T-1 (4-2-1 Home, 0-1 Road)

S 26	Cal Poly SLO*	W	18-0
O 4	San Francisco	L	7-27
O 11	St. Mary's	L	6-20
O 17	Stockton Motor Base	W	33-0
O 24	Santa Ana Air Base	W	3-0
O 31	New Mexico	T	0-0
N 7	at Fresno State	L	0-33
N 11	UC Davis	W	14-0

(All-Time Record 103-136-26)
**Nevada's 100th Victory*

1943 (JIM AIKEN/LT. DAYTON DOELER)

W-4 L-1 T-1 (3-0-1 Home, 1-1 Road)

S 19	Tonopah Air Base	W	34-0
S 25	Reno (Stead) Air Base	W	28-0
O 3	at San Francisco	L	0-6
O 10	Tonopah Air Base#	W	25-0
O 16	at Utah#	W	27-19
O 24	Salt Lake City Air Base#	T	0-0

(All-Time Record 107-137-27)
#Combined Nevada/Reno Air Base team

1944 (JIM AIKEN)

W-4 L-4 (1-3 Home, 3-1 Road)

S 24	at Tonopah Air Base	W	20-0
O 1	Alameda Coast Guard	L	0-35
O 7	Northern Arizona	W	25-6

(game played at Las Vegas)

O 14	at Tonopah Air Base	L	6-7
O 21	at Utah State	W	13-7
O 28	Utah	L	14-19
N 5	Alaska Clippers	W	12-0

(game played at Edmonton, Canada)

N 11	Fleet City	L	2-19
------	------------	---	------

(All-Time Record 111-141-27)

1945 (JIM AIKEN)

W-7 L-3 (6-1 Home, 1-2 Road)

S 22	Pocatello Marine Base	W	65-0
S 28	St. Mary's	L	0-39
O 7	Santa Barbara Marines	W	19-12
O 14	at Tulsa	L	0-40
O 20	at California	L	6-19
O 27	Fresno State	W	7-4
N 3	San Diego State	W	44-6
N 11	Great Bend Air Base	W	26-13
N 18	Las Vegas Air Base	W	40-0
N 25	at Utah	W	33-14

(All-Time Record 118-144-27)

INTRO

TEAM INFO

PLAYERS

COACHES
& STAFF

STATISTICS

RECORD
BOOK

HISTORY

UNIVERSITY



Year-by-Year Results

1946 (JIM AIKEN)

W-7 L-2 (5-0 Home, 2-2 Road)

S 29	at San Francisco	L	14-26
O 5	Santa Clara	W	33-7
O 12	Arizona State	W	74-2
O 19	at San Diego State	W	26-0
O 27	at St. Mary's	L	12-13
N 2	Montana State (HC)	W	38-14
N 9	UC Santa Barbara	W	48-13
N 22	Loyola Marymount	W	53-0
<i>(game played at Las Vegas)</i>			
D 7	at Hawai'i	W	26-7

(All-Time Record 125-146-27)

1947 (JOE SHEEKETSKI)

W-9 L-2 (5-0 Home, 4-2 Road)

S 20	Northern Arizona	W	50-0
S 28	at San Francisco	L	13-37
O 4	at Oregon	W	13-6
O 11	Portland	W	51-6
O 19	at St. Mary's	W	39-14
O 25	Tulsa (HC)	W	21-13
N 2	at St. Louis	W	27-21
N 8	at Detroit	L	6-38
N 15	Montana State	W	50-0
N 29	Arizona State (in Las Vegas)	W	33-13
<i>Salad Bowl, Phoenix, AZ</i>			
J 1	North Texas	W	13-6

(All-Time Record 134-148-27)

1948 (JOE SHEEKETSKI)

W-9 L-2 (2-0 Home, 7-2 Road)

S 24	at San Jose State	W	39-0
O 3	at San Francisco	W	26-7
O 9	North Texas	W	48-7
O 17	at St. Mary's	W	48-20
O 23	at Tulsa	W	65-14
O 30	Oklahoma City (HC)	W	79-13
N 7	vs. Santa Clara	L	0-14
<i>(game played at Sacramento)</i>			
N 11	at Fresno State	W	53-7
N 25	at Wichita State	W	42-13

D 17	at Hawai'i	W	73-12
<i>Harbor Bowl, San Diego, CA</i>			
J 1	Villanova	L	7-27

(All-Time Record 143-150-27)

1949 (JOE SHEEKETSKI)

W-5 L-5 (2-0 Home, 3-5 Road)

S 17	at Cincinnati	W	41-21
S 25	at Portland	W	53-27
O 2	at St. Mary's	L	14-20
O 8	at Pacific	L	6-47
O 15	Wichita State (HC)	W	20-7
O 22	at Fresno State	W	34-13
O 30	at San Francisco	L	13-41
N 6	at Dayton	L	14-16
N 11	at Loyola Marymount	L	12-13
N 24	North Texas	W	28-7

(All-Time Record 148-155-27)

1950 (JOE SHEEKETSKI)

W-1 L-9 (1-3 Home, 0-6 Road)

S 16	at Utah State	L	6-7
S 23	at Texas A&M	L	18-48
O 8	at San Francisco	L	6-66
O 14	Pacific	L	7-43
O 22	Santa Clara	L	0-55
O 28	Loyola Marymount	L	7-34
N 5	at St. Mary's	L	14-25
N 11	Montana (HC)	W	19-14
N 18	at North Texas	L	21-34
N 23	at Wichita State	L	19-37

(All-Time Record 149-164-27)

1951 - NO TEAM

1952 (GLENN "JAKE" LAWLOR)

W-2 L-3 (1-2 Home, 1-1 Road)

O 4	UC Davis	W	26-13
O 11	at Chico State	W	34-2
O 25	at Idaho State	L	13-33
N 8	Fresno State (HC)	L	32-59
N 10	Cal Poly-Pomona	L	6-19

(All-Time Record 151-167-27)

1953 (GLENN "JAKE" LAWLOR)

W-2 L-3 (1-2 Home, 1-1 Road)

O 10	Chico State	W	27-7
O 17	at Fresno State	L	7-47
O 23	at UC Davis	W	13-0
N 7	San Francisco St. (HC)	L	27-28
N 14	Idaho State	L	13-34

(All-Time Record 153-170-27)

1954 (GLENN "JAKE" LAWLOR)

W-2 L-5 (2-3 Home, 0-2 Road)

<i>Far Western Conference: 2-3, 4th</i>			
S 25	San Francisco State	L	19-39
O 2	Sacramento State^	W	28-14
O 16	Fresno State	L	7-21
O 23	at Chico State^	L	0-32
O 29	UC Davis^ (HC)	W	13-0
N 6	at San Francisco State^	L	0-54
N 13	Humboldt State^	L	14-21

(All-Time Record 155-175-27)

1955 (GORDON MCEACHRON)

W-2 L-5 (1-2 Home, 1-3 Road)

<i>Far Western Conference: 1-4, 5th</i>			
S 30	UC Davis^	L	7-26
O 8	at Fresno State	L	9-42
O 15	Chico State^	L	0-47
O 21	at Sacramento State^	W	28-7
O 29	at San Francisco State^	L	7-18
N 5	CS Los Angeles (HC)	W	13-12
N 11	at Humboldt State^	L	6-47

(All-Time Record 157-180-27)

1956 (GORDON MCEACHRON)

W-0 L-7 T-1 (0-5 Home, 0-2-1 Road)

<i>Far West. Conference: 0-5, 6th</i>			
S 22	at Idaho State	L	6-20
S 29	San Francisco State^	L	20-32
O 6	UC Davis^	L	19-27
O 13	at Chico State^	T	6-6
O 20	at CS Los Angeles	L	14-26
O 27	Pepperdine (HC)	L	19-40
N 3	Sacramento State^	L	20-21
N 10	Humboldt State^	L	18-26

(All-Time Record 157-187-28)

1957 (GORDON MCEACHRON)

W-1 L-8 (0-4 Home, 1-4 Road)

<i>Far Western Conference: 1-4, 5th</i>			
S 20	Pepperdine	L	12-24
S 28	Idaho State	L	6-40
O 5	Chico State^	L	19-20
O 12	at UC Davis^	W	21-13
O 18	at San Francisco State^	L	8-21
O 26	Western State (CO) (HC)	L	14-52
N 2	at Humboldt State^	L	7-26
N 9	at Sacramento State^	L	0-7
N 16	at Northern Arizona	L	20-26

(All-Time Record 158-195-28)

1958 (GORDON MCEACHRON)

W-3 L-3 (2-1 Home, 1-2 Road)

<i>Far Western Conference: 2-3, 4th</i>			
S 20	at Pepperdine	W	12-7
O 4	at Chico State^	L	18-22
O 10	at UC Davis^	L	2-14
O 18	San Francisco State^	L	6-18
O 25	Sacramento State^ (HC)	W	40-24
N 8	Humboldt State^	W	22-12

(All-Time Record 161-198-28)

1959 (DICK TRACHOK)

W-4 L-3 (2-2 Home, 2-1 Road)

<i>Far Western Conference: 3-2, 3rd</i>			
S 19	Western State (CO)	L	13-14
S 26	at Pepperdine	W	27-12
O 3	Chico State^	W	27-8
O 10	UC Davis^	W	28-6
O 17	San Francisco State^ (HC)	L	14-30
O 24	at Sacramento State^	W	14-0
N 7	at Humboldt State^	L	7-21

(All-Time Record 165-201-28)

1960 (DICK TRACHOK)

W-3 L-6 (3-2 Home, 0-4 Road)

<i>Far Western Conference: 2-3, 3rd</i>			
S 4	Pepperdine	W	25-8
O 1	at Chico State^	L	9-12
O 8	Cal Poly-Pomona	L	6-20
O 15	UC Davis^	W	40-22
O 22	at San Francisco State^	L	7-18
O 29	at Portland State	L	7-14
N 5	Sacramento State^ (HC)	W	15-0
N 12	Humboldt State^	L	6-22
N 19	at Northern Colorado	L	6-37

(All-Time Record 168-207-28)

1961 (DICK TRACHOK)

W-5 L-4 (4-1 Home, 1-3 Road)

<i>Far Western Conference: 2-3, 4th</i>			
S 23	at Redlands	L	0-25
S 30	Portland State	W	41-20
O 7	Chico State^	W	27-6
O 14	UC Davis^	L	12-36
O 21	at San Francisco State^	L	0-48
O 28	Cal Poly-Pomona (HC)	W	28-20
N 4	at Sacramento State^	W	14-8
N 11	at Humboldt State^	L	14-16
N 18	Northern Colorado	W	17-0

(All-Time Record 173-211-28)

1962 (DICK TRACHOK)

W-5 L-2 T-1 (5-0-1 Home, 0-2 Road)

<i>Far West. Conference: 2-2-1, 3rd</i>			
S 22	Redlands	W	33-0
S 29	at Chico State^	L	7-21
O 6	Whittier	W	21-6
O 13	at UC Davis^	L	6-8
O 20	San Francisco State^	T	14-14
O 27	Humboldt State^ (HC)	W	15-0
N 3	Sacramento State^	W	23-12
N 17	Idaho State	W	14-7

(All-Time Record 178-213-29)

1963 (DICK TRACHOK)

W-3 L-6 (2-3 Home, 1-3 Road)

<i>Far Western Conf: 2-3, 4th</i>			
S 21	at Idaho State	L	19-36
S 28	Willamette	W	29-6
O 5	Montana State	L	13-41
O 12	at Whittier	L	13-34
O 19	Chico State^ (HC)	W	31-16
O 26	at Humboldt State^	L	0-3
N 2	at Sacramento State^	W	15-11
N 9	UC Davis^	L	8-14
N 16	San Francisco State^	L	6-21

(All-Time Record 181-219-29)

1964 (DICK TRACHOK)

W-1 L-9 (1-5 Home, 0-4 Road)

<i>Far Western Conf: 1-4, 5th</i>			
S 19	Long Beach State	L	6-53
S 26	Willamette	L	6-27
O 3	at UC Santa Barbara	L	0-14
O 10	at Montana State	L	14-21
O 17	at Santa Clara	L	20-43
O 24	Humboldt State^ (HC)	L	8-17
O 31	Sacramento State^	L	0-28
N 6	at UC Davis^	L	6-21

INTRO
TEAM INFO
PLAYERS
COACHES & STAFF
STATISTICS
RECORD BOOK
HISTORY
UNIVERSITY



N 14	San Francisco State [^]	L	6-21
N 21	Chico State [^]	W	38-8

1965 (DICK TRACHOK)

W-6 L-4 (3-2 Home, 3-2 Road)

Far Western Conf: 4-1, 2nd

S 18	at Long Beach State	L	0-47
S 25	Willamette	L	6-9
O 2	UC Santa Barbara	L	18-21
O 9	Cal State-Hayward	W	42-0
O 16	at San Francisco	W	34-6
O 23	at Sacramento State [^]	W	20-13
O 30	UC Davis [^] (HC)	W	26-15
N 6	at San Francisco State [^]	L	8-27
N 13	Chico State [^]	W	24-6
N 20	at Humboldt State [^]	W	32-18

1966 (DICK TRACHOK)

W-6 L-3 (2-3 Home, 4-0 Road)

Far Western Conf: 2-3, 4th

S 24	at Willamette	W	28-21
O 1	UC Santa Barbara	W	33-17
O 8	at UC Davis [^]	W	26-10
O 15	San Francisco State [^]	L	0-27
O 22	San Francisco (HC)	W	40-16
O 29	at Chico State [^]	W	41-31
N 5	at Cal State-Hayward	W	24-0
N 12	Sacramento State [^]	L	8-13
N 19	Humboldt State [^]	L	17-18

1967 (DICK TRACHOK)

W-4 L-4 T-1 (3-1 Home, 1-3-1 Road)

Far West. Conf: 1-3-1, 4th

S 23	Willamette	W	32-15
S 30	at UC Santa Barbara	L	7-34
O 7	at San Francisco State [^]	L	6-34
O 14	at San Francisco	W	21-14
O 21	Chico State [^] (HC)	W	27-6
O 28	Cal State-Hayward	W	23-7
N 4	at Sacramento State [^]	L	7-14
N 11	at Humboldt State [^]	T	7-7
N 18	UC Davis [^]	L	20-28

1968 (DICK TRACHOK)

W-3 L-6 T-1 (3-2 Home, 0-4-1 Road)

Far West. Conf: 1-4, 5th

S 21	at Willamette	L	13-40
S 28	UC Santa Barbara	W	17-13
O 5	San Francisco [*]	W	48-13
O 12	at Chico State [^]	L	15-20
O 19	at Cal State-Hayward	T	7-7
O 26	Sacramento State [^] (HC)	L	14-17
N 2	Humboldt State [^]	L	17-20
N 9	at UC Davis [^]	L	24-25
N 16	San Francisco State [^]	W	21-7
N 23	at Hawaii	L	0-21

(All-Time Record 201-245-31)

^{*}Nevada's 200th Win

1969 (JERRY SCATTINI)

W-5 L-5 (4-1 Home, 1-4 Road)

S 21	Willamette	W	27-7
S 27	at UC Santa Barbara	L	6-21
O 4	Chico State	L	15-27
O 11	Cal State-Hayward	W	31-21
O 18	at Sacramento State	L	7-41
O 25	at Humboldt State	L	0-34
N 1	UC Davis	W	30-12
N 8	at San Francisco State	L	26-27
N 15	at San Francisco	W	50-7
N 22	UNLV (7,000) (HC)	W	30-28

(All-Time Record 206-250-31)

1970 (JERRY SCATTINI)

W-6 L-3 T-1 (4-0-1 Home, 2-3 Road)

S 19	at San Francisco	W	28-6
S 26	UC Riverside	W	45-26
O 3	at Willamette	W	30-3
O 10	at Cal Poly-SLO	L	0-35
O 17	Sacramento State	W	18-14
O 24	Santa Clara (7,000) (HC)	T	28-28
O 31	at UC Davis	L	17-35
N 7	Eastern Oregon State	W	61-14
N 14	Cal State-Northridge	W	23-17
N 21	at UNLV	L	30-42

(All-Time Record 212-253-32)

1971 (JERRY SCATTINI)

W-5 L-5 (1-3 Home, 4-2 Road)

S 18	Oregon Tech	W	44-7
S 25	Boise State	L	10-17
O 2	at Santa Clara	L	7-21
O 9	at UC Riverside	W	23-16
O 16	at Portland State	W	23-16
O 23	UC Davis (HC)	L	13-14
O 30	at Idaho State	L	0-27
N 6	at San Francisco	W	12-0
N 13	at Eastern Oregon	W	36-20
N 20	UNLV	L	13-27

(All-Time Record 217-258-32)

1972 (JERRY SCATTINI)

W-6 L-5 (5-1 Home, 1-4 Road)

S 9	San Francisco State	W	37-6
S 16	at Cal State-Fullerton	L	6-13
S 30	at Sacramento State	L	14-19
O 7	Portland State	W	27-13
O 14	at Boise State	L	19-56
O 21	Santa Clara (HC)	W	21-7
O 28	Cal Poly-SLO	L	12-14
N 4	Chico State	W	48-32
N 11	Cal State-Hayward	W	48-8
N 18	at UNLV	W	41-13
N 25	at Grambling	L	3-37

(All-Time Record 223-263-32)

1973 (JERRY SCATTINI)

W-7 L-4 (4-1 Home, 3-3 Road)

S 8	at San Francisco State	L	28-31
S 15	Sacramento State	W	17-10
S 22	at Chico State	W	33-3
S 29	Idaho State	W	38-14
O 6	at Portland State	W	59-0
O 13	at Santa Clara	L	14-27
O 20	at Cal State-Northridge	W	48-0
O 27	Cal State-Fullerton (HC)	L	10-17
N 3	Boise State	W	23-21
N 10	at UC Davis	L	6-17
N 17	UNLV	W	19-3

(All-Time Record 230-267-32)

1974 (JERRY SCATTINI)

W-5 L-6 (4-1 Home, 1-5 Road)

S 7	San Francisco State	W	28-7
S 14	at Sacramento State	W	31-7
S 21	at Idaho State	L	7-13
S 28	Portland State (4,000)	W	19-14
O 5	at Boise State	L	16-36
O 12	CS-Northridge (HC)	W	19-14
O 19	at Colorado State	L	17-66
O 26	Chico State	W	30-12
N 2	at Cal Poly-SLO	L	23-37
N 9	Santa Clara	L	12-20
N 16	at UNLV	L	7-28

(All-Time Record 235-273-32)

1975 (JERRY SCATTINI)

W-3 L-8 (2-5 Home, 1-3 Road)

S 13	at Portland State	L	0-37
S 20	Willamette (5,300)	W	36-14
S 27	Sacramento State (3,500)	L	16-36

O 4	Simon Fraser (2,150)	L	10-17
O 11	Cal Poly-SLO (5,010) (HC)	W	16-8
O 18	at Chico State	L	3-6
O 25	at Cal State-Hayward	W	17-10
N 1	Idaho State (3,200)	L	3-28
N 8	Boise State (5,150)	L	6-49
N 15	at Santa Clara	L	7-35
N 22	UNLV (5,800)	L	7-45

(All-Time Record 238-281-32)

1976 (CHRIS AULT)

W-8 L-3 (7-0 Home, 1-3 Road)

S 11	Cal State-Hayward (5,400)	W	30-13
S 18	at Willamette	W	39-6
S 25	at Idaho State	L	22-27
O 2	Montana Tech (5,000)	W	57-7
O 9	Santa Clara (8,000) (HC)	W	56-39
O 16	Simon Fraser (5,000)	W	44-13
O 23	at Boise State	L	8-26
O 30	Chico State (5,600)	W	43-14
N 6	Sacramento State (5,800)	W	42-27
N 13	Portland State (7,000)	W	35-22
N 20	at UNLV	L	33-49

(All-Time Record 246-284-32)

1977 (CHRIS AULT)

W-8 L-3 (5-2 Home, 3-1 Road)

S 10	Westminster (7,149)	W	54-8
S 17	Idaho State (8,100)	W	35-0
S 24	Cal St.-Northridge (7,210)	L	19-22
O 1	at San Francisco State	W	47-7
O 8	at Cal Poly-SLO	W	48-29
O 15	Boise State (12,651) (HC)	W	28-10
O 22	at Santa Clara	W	33-14
O 29	Sacramento State (5,800)	W	75-0
N 5	Western Montana (7,140)	W	49-0
N 12	at UC Davis	L	21-37
N 19	UNLV (11,512)	L	12-27

(All-Time Record 254-287-32)

1978 (CHRIS AULT)

W-11 L-1 (7-1 Home, 4-0 Road)

S 9	Stephen F. Austin (9,672)	W	32-0
S 16	at UNLV	W	23-14
S 23	UC Davis (12,093)	W	12-7
S 30	San Francisco St. (7,992)	W	37-14
O 7	W. Washington (6,982)	W	66-0
O 14	at Cal State-Fullerton	W	37-14
O 21	Santa Clara (12,369) (HC)	W	38-6
O 28	at Sacramento State	W	39-15
N 4	Cal St.-Hayward (9,412)	W	21-0
N 11	South Dakota (9,412)	W	50-7
N 18	at Idaho State	W	37-0

NCAA Division 1AA Playoffs

D 9	Massachusetts (14,026)	L	21-44
-----	------------------------	---	-------

(All-Time Record 265-288-32)

1979 (CHRIS AULT)

W-8 L-4 (4-3 Home, 4-1 Road)

Big Sky Conference: 5-2, 2nd

S 8	Idaho State (11,766) [^]	W	24-6
S 15	UNLV (9,000)	L	21-26
S 22	at UC Davis	W	28-21
O 6	Simon Fraser (9,425)	W	35-10
O 13	Montana State [^] (9,215)	L	10-12
O 20	Weber State [^] (9,362) (HC)	W	22-3
O 27	at Montana [^]	W	27-20
N 3	at Idaho [^]	W	38-26
N 10	Boise State [^] (14,256)	L	27-28
N 17	Missouri Southern (7,020)	W	32-6
N 24	at Northern Arizona [^]	W	31-7

NCAA Division 1AA Playoffs

D 8	at Eastern Kentucky (20T)	L	30-33
-----	---------------------------	---	-------

(All-Time Record 273-292-32)

1980 (CHRIS AULT)

W-6 L-4 T-1 (5-2-1 Home, 1-2 Road)

Big Sky Conference: 4-3, 2nd

INTRO
TEAM INFO
PLAYERS
COACHES & STAFF
STATISTICS
RECORD BOOK

HISTORY

UNIVERSITY



Year-by-Year Results

S 6	Southern (11,552)	W	20-0
S 13	UC Davis (9,897)	T	13-13
S 20	at Montana State [^]	W	24-12
S 27	at Weber State [^]	L	0-10
O 11	N. Arizona [^] (8,790)	W	21-0
O 18	CS-Northridge (8,576) (HC)	W	31-3
O 25	Cal St.-Fullerton (10,177)	L	16-17
N 1	Idaho State [^] (8,142)	L	26-30
N 8	at Boise State [^]	L	3-14
N 15	Montana [^] (7,311)	W	10-7
N 22	Idaho [^] (9,091)	W	38-7

(All-Time Record 279-296-33)

1981 (CHRIS AULT)

W-7 L-4 (4-2 Home, 3-2 Road)

Big Sky Conference 4-3, 4th

S 12	North Dakota (9,754)	L	11-17
S 19	Cal Poly-SLO (8,542)	W	33-3
S 26	at Idaho State [^]	L	7-23
O 3	Central Arkansas (8,225)	W	63-13
O 10	at Northern Arizona [^]	W	34-17
O 17	Weber State [^] (10,254)	W	28-14
O 24	at Idaho [^]	W	23-14
O 31	Boise State [^] (14,325)	L	3-13
N 7	at Montana [^]	L	26-33
N 14	Montana State [^] (4,900)	W	46-13
N 21	at Cal State-Fullerton	W	36-34

(All-Time Record 286-300-33)

1982 (CHRIS AULT)

W-6 L-5 (4-2 Home, 2-3 Road)

Big Sky Conference 3-4, 5th

S 11	Texas A&M-Kings. (9,646)	L	34-42
S 18	at Boise State [^]	L	13-20
S 25	at Montana State [^]	L	10-17
O 2	Montana [^] (8,112)	L	27-28
O 9	N. Arizona [^] (9,352) (HC)	W	24-12
O 16	Fresno State (9,077)	W	40-26
O 23	at Cal State-Fullerton	W	17-7
O 30	Northern Iowa (6,100)	W	37-0
N 6	at Weber State [^] (3 OT)	L	43-46
N 13	at Idaho State [^]	W	24-14
N 20	Idaho [^] (7,333)	W	25-16

(All-Time Record 292-305-33)

1983 (CHRIS AULT)

W-9 L-5 (6-1 Home, 3-4 Road)

Big Sky Conf. 6-1, Champions

S 3	at UNLV	L	18-28
S 17	at Fresno State	L	22-24
S 24	Boise State [^] (13,110)	W	38-20
O 1	Idaho State [^] (9,324)	W	37-16
O 8	Cal State-Fullerton (9,050)	L	6-14
O 15	at Montana [^]	W	38-0
O 22	Weber State [^] (12,358) (HC)	W	41-3
O 29	at Northern Arizona [^]	L	38-41
N 5	Pacific (8,174)	W	34-24
N 12	at Idaho [^]	W	43-24
N 19	Montana State [^] (7,011)	W	33-3

NCAA Division 1AA Playoffs

N 26	at Idaho State*	W	27-20
D 3	North Texas (7,878) (OT)	W	20-17
D 10	at Southern Illinois	L	7-23

(All-Time Record 301-310-33)

*Nevada's 300th Win

1984 (CHRIS AULT)

W-7 L-4 (5-1 Home, 2-3 Road)

Big Sky Conference 5-2, 2nd

S 8	at Pacific	L	7-12
S 15	Texas A&M-Kings. (8,523)	W	61-35
S 22	at Boise State [^]	L	12-37
S 29	N. Arizona [^] (9,169)	W	37-20
O 6	Idaho [^] (9,525)	W	23-17
O 13	at Montana St. [^] (4 OT)	L	41-44
O 20	Cal St.-Full. (11,026) (HC)	L	14-36
O 27	at Weber State [^]	W	35-21

N 3	E. Washington (8,222)	W	35-21
N 10	Montana [^] (6,845)	W	31-28
N 17	at Idaho State [^]	W	29-27

(All-Time Record 308-314-33)

1985 (CHRIS AULT)

W-11 L-2 (8-0 Home, 3-2 Road)

Big Sky Conference 6-1, 2nd

S 7	Cal St.-Northridge (9,481)	W	56-12
S 14	at Cal State-Fullerton	W	30-3
S 21	Boise State [^] (13,460)	W	37-10
S 28	at Idaho [^]	L	21-25
O 5	at Montana [^]	W	38-23
O 12	E. Washington (9,650)	W	31-25
O 19	Weber State [^] (12,430) (HC)	W	47-12
O 26	at Northern Arizona [^]	W	36-10
N 2	Montana State [^] (9,125)	W	61-14
N 9	Idaho State [^] (8,932)	W	42-14
N 16	UNLV (13,417)	W	48-7

NCAA Division 1AA Playoffs

First Round Bye

D 7	Arkansas State (10,241)	W	24-23
D 14	at Furman (10,461)	L	12-35

(All-Time Record 319-316-33)

1986 (CHRIS AULT)

W-13 L-1 (9-1 Home, 4-0 Road)

Big Sky Conf. 7-0, Champions

A 30	Cal St.-Fullerton (13,062)	W	49-3
S 6	Sam Houston St. (11,680)	W	35-7
S 20	Montana [^] (12,450)	W	51-17
S 27	at Montana State [^]	W	61-10
O 4	at Weber State [^]	W	38-24
O 11	Stephen F. Austin (13,242)	W	34-27
O 18	Idaho (13,825)	W	17-13
O 25	E. Washington (14,420) (HC)	W	56-22
N 1	at Idaho State [^]	W	44-14
N 8	at Boise State [^]	W	21-16
N 15	N. Arizona [^] (15,425)	W	27-17

NCAA Division 1AA Playoffs

N 29	Idaho (13,715)	W	27-7
D 6	Tennessee State (13,102)	W	33-6
D 13	Georgia Southern (15,100)	L	38-48

(All-Time Record 332-317-33)

1987 (CHRIS AULT)

W-5 L-6 (3-3 Home, 2-3 Road)

Big Sky Conference 4-4, 5th

S 12	at E. Washington [^]	W	40-26
S 19	UC Davis (15,630)	W	34-17
S 26	at Montana [^]	L	29-41
O 3	at UNLV	L	19-24
O 10	Montana State (13,903)	W	31-13
O 17	at Idaho [^]	L	28-38
O 24	Steph. F. Aust.(14,577) (HC)	L	7-9
O 31	Idaho State [^] (11,236)	W	40-19
N 7	Boise State [^] (18,150)	L	31-36
N 14	Weber State [^] (11,143)	L	15-38
N 21	at Northern Arizona [^]	W	40-39

(All-Time Record 337-323-33)

1988 (CHRIS AULT)

W-7 L-4 (5-1 Home, 2-3 Road)

Big Sky Conference: 4-4, 4th

S 10	N'western State (13,850)	W	35-26
S 17	at UC Davis	W	28-16
S 24	Murray State (12,675)	W	28-18
O 1	Montana [^] (15,220)	W	27-3
O 8	N. Arizona [^] (14,025) (HC)	W	31-28
O 15	at Weber State [^]	L	31-37
O 22	at Montana State [^]	L	14-17
O 29	at Boise State [^]	L	28-40
N 5	Idaho [^] (16,410)	L	31-32
N 12	E. Washington [^] (12,100)	W	30-12
N 19	at Idaho State [^]	W	50-13

(All-Time Record 344-327-33)

1989 (CHRIS AULT)

W-7 L-4 (6-1 Home, 1-3 Road)

Big Sky Conference 5-3, 3rd

S 2	Southern Illinois (15,280)	W	41-3
S 9	at E. Washington [^]	L	7-33
S 16	UC Davis (13,320)	L	17-24
S 23	Idaho State [^] (11,330)	W	39-10
O 7	Montana State [^] (11,518)	W	27-23
O 14	at Montana [^]	L	22-40
O 21	Weber State [^] (13,470) (HC)	W	47-15
O 28	at Idaho [^]	L	22-42
N 4	Boise State [^] (18,275)	W	30-14
N 11	UNLV (16,545)	W	45-7
N 18	at Northern Arizona [^]	W	52-45

(All-Time Record 351-331-33)

1990 (CHRIS AULT)

W-13 L-2 (9-0 Home, 4-2 Road)

Big Sky Conf. 7-1, Champions

S 8	Northern Arizona [^] (14,210)	W	55-14
S 15	Sacramento St. (15,080)	W	41-7
S 22	at Montana State [^]	W	20-14
S 29	Idaho (16,125) [^] (1 OT)	W	31-28
O 6	at Idaho State [^]	W	17-10
O 13	E. Washington [^] (18,085) (HC)	W	40-17
O 20	at UNLV	W	26-14
O 27	at Weber State [^]	W	28-7
N 3	Montana [^] (19,530)	W	34-27
N 10	at Boise State [^]	L	14-30
N 17	Western Illinois (16,310)	W	50-16

NCAA Division 1AA Playoffs

N 24	UL-Monroe (11,008)	W	27-14
D 1	Furman (11,519) (3OT)	W	42-35
D 8	Boise State (19,776) (3OT)	W	59-52
D 15	at Georgia Southern	L	13-36

(All-Time Record 364-333-33)

1991 (CHRIS AULT)

W-12 L-1 (8-1 Home, 4-0 Road)

Big Sky Conf. 8-0, Champions

S 7	UNLV (24,123)	W	50-8
S 14	Northwestern St. (18,382)	W	45-14
S 21	North Texas (19,180)	W	72-0
S 28	Montana State [^] (18,005)	W	54-12
O 5	at Idaho [^]	W	31-23
O 12	Idaho State [^] (22,630) (HC)	W	41-20
O 19	at Eastern Washington [^]	W	51-14
O 26	Boise State [^] (27,668)	W	17-14
N 2	Weber State [^] (21,031)	W	55-49
N 9	at Montana [^] (20T)	W	35-28
N 16	at Northern Arizona [^]	W	45-16

NCAA Division 1AA Playoffs

N 30	McNeese State (15,962)	W	22-16
D 7	Youngstown St. (13,476)	L	28-30

(All-Time Record 376-334-33)

1992 (CHRIS AULT)

W-7 L-5 (5-1 Home, 2-4 Road)

Big West Conf. 5-1, Champions

S 5	at Wyoming	L	6-25
S 12	Pacific [^] (24,111)	W	20-14
S 19	McNeese State (22,005)	W	31-21
S 26	at Tulane	L	17-34
O 3	at Cal State-Fullerton [^]	W	19-0
O 17	at UNLV [^]	W	14-10
O 24	New Mexico St. [^] (25,804)	W	35-21
O 31	Weber State (19,333) (HC)	L	21-23
N 7	at San Jose State [^]	L	35-39
N 14	Utah State [^] (21,916)	W	48-47
N 21	Texas Southern (18,964)	W	38-14

Las Vegas Bowl

D 18	at Bowling Green	L	34-35
------	------------------	---	-------

(All-Time Record 383-339-33)

1993 (JEFF HORTON)

W-7 L-4 (4-2 Home, 3-2 Road)

Big West Conf. 4-2, 3rd

INTRO

TEAM INFO

PLAYERS

COACHES & STAFF

STATISTICS

RECORD BOOK

HISTORY

UNIVERSITY



S 4	at Wisconsin	L	17-35
S 11	Boise State (28,523)	W	38-10
S 18	Texas Southern (20,949)	W	63-14
S 25	Northern Illinois^ (22,023)	L	42-46
O 2	UNLV^ (26,866)	W	49-14
O 16	at Utah State^	W	48-44
O 23	Weber State (24,089) (HC)	L	30-47
O 30	at Pacific^	W	31-23
N 6	San Jose State^ (28,631)	W	46-45
N 13	at New Mexico Stateo	W	34-14
N 20	at Arkansas State^	L	21-23

1994 (CHRIS AULT)**W-9 L-2 (6-0 Home, 3-2 Road)****Big West Conf. 5-1, Tri-Champions**

S 3	Northern Arizona (20,105)	W	30-27
S 10	Arkansas State^ (19,337)	W	18-0
S 17	at Boise State	L	27-37
S 24	UL-Monroe (20,316)	W	34-22
O 1	at Northern Illinois^	W	35-31
O 8	Pacific^ (19,724)	W	38-26
O 15	New Mexico St. (22,142)(HC)	W	45-24
O 22	at San Jose State^	W	42-10
N 5	at Fresno State	W	62-35
N 12	Utah State (21,562)^	W	56-28
N 19	at UNLV^	L	27-32

(All-Time Record 399-345-33)

1995 (CHRIS AULT)**W-9 L-3 (5-1 Home, 4-2 Road)****Big West Conf. 6-0, Champions**

S 2*	UL-Lafayette^ (25,446)	W	38-14
S 9	at New Mexico Stateo	W	45-24
S 23	Toledo (25,112)	L	35-49
S 28	at San Diego State	L	27-30
O 7	North Texas (18,458)	W	56-24
O 14	IL-Monroe (20,118) (HC)	W	59-35
O 21	at Louisiana Tech^	W	49-45
O 28	UNLV^ (33,391)*	W	55-32
N 4	at Utah State	W	30-25
N 11	at Pacific^	W	45-29
N 18	San Jose State^ (21,853)	W	45-28

Las Vegas Bowl

D 14 at Toledo (OT) L 37-40

(All-Time Record 408-348-33)

*Nevada's 400th Win

1996 (JEFF TISDEL)**W-9 L-3 (5-0 Home, 3-3 Road)****Big West Conf. 4-1, Co-Champions**

S 7	at Oregon	L	30-44
S 14	Montana State (23,210)	W	31-7
S 21	at California	L	15-33
S 28	Kent (24,430)	W	63-42
O 5	at UNLV	W	54-17
O 12	Boise State^ (25,330) (HC)	W	66-28
O 19	at Idaho^	L	15-24
O 26	at North Texas^	W	40-13
N 2	New Mexico St.^ (22,815)	W	63-14
N 9	at Utah State^	W	54-27
N 16	Arkansas State (18,733)	W	66-14

Las Vegas Bowl

D 14 Ball State (10,118) W 18-15

(All-Time Record 417-351-33)

1997 (JEFF TISDEL)**W-5, L-6 (3-3 Home, 2-3 Road)****Big West Conf. 4-1, Co-Champions**

A 30	at Colorado State	L	13-45
S 6	UNLV (30,118)	W	31-14
S 13	Oregon (30,420)	L	20-24
S 20	at Southern Mississippi	L	19-35
S 27	at Toledo	L	13-31
O 11	Wyoming (21,338)	L	30-34
O 18	Idaho^ (22,960) (HC)	W	42-23
O 25	North Texas^ (19,470)	W	65-10

N 1	at New Mexico State^	W	45-24
N 8	at Boise State^	W	56-42
N 15	Utah State^ (22,780)	L	19-38

1998 (JEFF TISDEL)**W-6, L-5 (2-3 Home, 4-2 Road)****Big West Conf. 3-2, 2nd**

S 5	at Oregon State	L	6-48
S 12	Colorado State (22,882)	L	14-26
S 26	at Fresno State	W	27-24
O 3	at UNLV	W	31-20
O 10	New Mexico St.^ (23,142)	L	45-48
O 17	at North Texas^	L	21-27
O 24	at Idaho^	W	58-23
O 31	Boise State^ (24,279)(HC)	W	52-24
N 7	at Utah State^	W	26-21
N 14	Cal Poly (16,828)	W	63-0
N 21	Southern Mississippi (18,336)	L	28-55

(All-Time Record 428-361-33)

1999 (JEFF TISDEL)**W-3 L-8 (2-4 Home, 1-4 Road)****Big West Conf. 2-4, 6th**

S 4	Oregon State (29,167)	L	13-28
S 11	at Colorado State	L	33-38
S 18	at Oregon	L	10-72
S 25	Fresno State (21,115)	L	24-49
O 2	UNLV (23,490)	W	26-12
O 9	at New Mexico State^	W	23-16
O 23	at Boise State^	L	17-52
O 30	North Texas^ (20,575) (HC)	W	41-28
N 6	Idaho^ (19,232)	L	33-42
N 13	at Arkansas State^	L	28-44
N 20	Utah State^ (15,171)	L	35-37

(All-Time Record 431-370-33)

2000 (CHRIS TORMEY)**W-2 L-10 (1-4 Home, 1-6 Road)****Western Athletic Conf. 1-7, 9th**

S 2	at Oregon	L	7-36
S 9	TCU^ (19,797)	L	10-41
S 23	at Wyoming	W	35-28
S 30	Colorado State (19,003)	L	14-45
O 7	at UNLV	L	7-38
O 14	at Fresno State^	L	21-58
O 21	San Jose St.^ (17,555)(HC)	L	30-49
O 28	at SMU^	L	21-7
N 4	UTEP^ (15,249)	L	22-45
N 11	at Hawai'i^	L	17-37
N 18	Rice^ (13,482)	W	34-28
N 25	at Tulsa^	L	3-38

(All-Time Record 433-379-33)

2001 (CHRIS TORMEY)**W-3 L-8 (2-3 Home, 1-5 Road)****Western Athletic Conf. 3-5, 7th**

S 1	at BYU	L	7-52
S 8	at Colorado State	L	18-35
S 22	Hawai'i^ (15,876)	W	28-20
O 6	UNLV (24,238)	L	12-27
O 13	La. Tech^ (15,481) (HC)	L	42-45
O 20	at Rice^ (OT)	L	30-33
O 27	at Boise State^	L	7-49
N 3	SMU^ (13,858)	W	35-14
N 10	at San Jose State^	L	45-64
N 17	Fresno State^ (18,412)	L	14-61
N 24	at UTEP^	W	48-31

(All-Time Record 436-388-33)

2002 (CHRIS TORMEY)**W-5 L-7 (4-2 Home, 1-5 Road)****Western Athletic Conf. 4-4, 4th**

A 31	at Washington State	L	7-31
S 14	BYU (23,109)	W	31-28
S 21	Rice^ (17,201)	W	31-21
S 28	Colorado State (19,292)	L	28-32

O 5	at UNLV	L	17-21
O 12	at Hawai'i^	L	34-59
O 19	San Jose St.^ (19,481)(HC)	W	52-24
O 26	at Louisiana Tech^	L	47-50
N 2	at SMU^	W	24-6
N 9	UTEP^ (13,721)	W	23-17
N 16	at Fresno State^	L	30-38
N 23	Boise State^ (20,247)	L	7-44

(All-Time Record 441-395-33)

2003 (CHRIS TORMEY)**W-6 L-6 (3-3 Home, 3-3 Road)****Western Athletic Conf. 4-4, 6th**

A 30	Southern Utah (25,256)	W	24-23
S 6	at Oregon	L	31-23
S 18	at San Jose State^	W	42-30
S 27	SMU^ (21,128)	W	12-9
O 4	UNLV (31,900)	L	16-12
O 11	at Washington	W	28-17
O 18	at Tulsa^	W	28-21
O 25	La Tech^ (HC) (22,157)	L	42-34
N 1	at Rice^	L	52-42
N 8	Fresno State^ (17,837)	L	27-10
N 15	Hawai'i^ (15,268)	W	24-14
N 29	at Boise State^	L	56-3

(All-Time Record 447-401-33)

2004 (CHRIS AULT)**W-5 L-7 (5-1 Home, 0-6 Road)****Western Athletic Conf. 3-5, 16th**

S 6	at Louisiana Tech^	L	38-21
S 11	Sac State (16,611)	W	59-7
S 18	Buffalo (17,220)	W	38-13
S 25	at San Diego State	L	27-10
O 2	at UNLV	L	48-13
O 9	at Hawai'i^	L	48-26
O 16	Rice^ (HC) (18,800)	W	35-10
O 23	Tulsa^ (13,550) (OT)	W	54-48
N 6	San Jose St.^ (15,902)	W	42-24
N 13	at SMU^	L	38-20
N 20	at Fresno State^	L	54-17
N 27	Boise State^ (21,799)	L	58-21

(All-Time Record 452-408-33)

2005 (CHRIS AULT)**W-9 L-3 (5-1 Home, 3-2 Road, Neutral 1-0)****Western Athletic Conf. 7-1, 11th**

S 9	Washington State (17,552)	L	55-21
S 17	UNLV (23,457)	W	22-14
S 24	at Colorado State	L	42-21
O 1	at San Jose State^	W	30-23
O 8	Idaho^ (11,584) (HC)	W	62-14
O 15	Louisiana Tech^ (8,377)	W	37-27
O 29	at Boise State^	L	49-14
N 5	Hawai'i^ (11,723)	W	38-28
N 12	at New Mexico State^	W	48-24
N 19	at Utah State^	W	30-24
N 26	Fresno State^ (17,765)	W	38-35

Sheraton Hawaii Bowl

D 24 vs. Central Florida (OT) W 49-48

(All-Time Record 461-411-33)

2006 (CHRIS AULT)**W-8 L-5 (5-1 Home, 3-3 Road, Neutral 0-1)****Western Athletic Conf. 5-3, 13rd**

S 1	at Fresno State^	L	19-28
S 9	at Arizona State	L	21-52
S 16	Colorado State (18,883)	W	28-10
S 22	Northwestern (16,176)	W	31-21
S 30	at UNLV	W	31-3
O 7	at Hawai'i^	L	34-41
O 21	San Jose State^ (19,636)	W	23-7
O 28	New Mexico St.^ (11,582)	W	48-21
N 4	at Idaho^	W	45-7
N 11	Utah State^ (8,584)	W	42-0
N 18	at Louisiana Tech^	W	42-0
N 25	Boise State^ (25,506)	L	7-38

INTRO

TEAM INFO

PLAYERS

COACHES
& STAFF

STATISTICS

RECORD
BOOK

HISTORY

UNIVERSITY



Year-by-Year Results

MPC Computers Bowl

D 31 vs. Miami L 20-21
(All-Time Record 469-416-33)

2007 (CHRIS AULT)

W-6 L-7 (4-2 Home, 2-5 Road)

Western Athletic Conf. 4-4, T3rd

S 1	at Nebraska	L	52-10
S 8	at Northwestern	L	36-31
S 15	Nicholls State (15,233)	W	52-17
S 29	UNLV (25,278)	W	27-20
O 6	Fresno State^ (18,503)	L	49-41
O 14	at Boise State^ (4OT)	L	69-67
O 20	at Utah State^	W	31-28
O 27	Idaho^ (11,960)	W	37-21
N 2	at New Mexico State^	W	40-38
N 16	Hawai'i^ (22,437)	L	28-26
N 24	at San Jose State^	L	27-24
D 1	Louisiana Tech^ (9,113)	W	49-10

New Mexico Bowl, Albuquerque, N.M.

D 22 at New Mexico L 23-0
(All-Time Record 475-423-33)

2008 (CHRIS AULT)

W-7 L-6 (3-3 Home, 4-2 Road, 0-1 Neutral)

Western Athletic Conf. 5-3, T2nd

A 30	Grambling State (22,772)	W	49-13
S 6	Texas Tech (24,453)	L	35-19
S 13	at Missouri	L	69-17
S 27	at UNLV	W	49-27
O 4	at Idaho	W	49-14
O 11	New Mexico St. (12,475)	L	48-45
O 18	Utah State (13,159) (HC)	W	44-17
O 25	at Hawai'i	L	38-31
N 7	at Fresno State	W	41-28
N 15	San Jose State (14,343)	W	41-17
N 22	Boise State (27,057)	L	41-34
N 29	at Louisiana Tech	W	35-31

Roady's Humanitarian Bowl, Boise, Idaho

D 30 vs. Maryland L 42-35
(All-Time Record 482-429-33)

2009 (CHRIS AULT)

W-8 L-5 (5-1 Home, 3-3 Road, 0-1 Neutral)

Western Athletic Conf. 7-1, 2nd

S 5	at Notre Dame	L	35-0
S 19	at Colorado State	L	35-20
S 25	Missouri (18,269)	L	31-21
O 3	UNLV (24,078)	W	63-28
O 9	Louisiana Tech (11,975)	W	37-14
O 17	at Utah State	W	35-32
O 24	Idaho (16,611) (HC)	W	70-45
O 31	Hawai'i (14,735)	W	31-21
N 8	at San Jose State	W	62-7
N 14	Fresno State (19,331)	W	52-14
N 21	at New Mexico State	W	63-20
N 27	at Boise State	L	44-33

Sheraton Hawai'i Bowl, Honolulu

D 24 vs. SMU L 45-10
(All-Time Record 490-434-33)

2010 (CHRIS AULT)

W-13 L-1 (7-0 Home, 5-1 Road, 1-0 Neutral)

Western Athletic Conf. 7-1, T1st

S 2	E. Washington (16,313)	W	49-24
S 11	Colorado State (18,098)	W	51-6
S 17	California (28,809)	W	52-31
S 25	at BYU	W	27-13
O 2	at UNLV	W	44-26
O 9	SJSU^ (20,636) (HC)	W	35-13
O 16	at Hawaii^	L	27-21
O 30	Utah State^ (11,558)	W	56-42
N 6	at Idaho^	W	63-17
N 13	at Fresno State^	W	35-34
N 20	New Mexico St.^ (10,906)	W	52-6
N 26	Boise State^ (OT) (30,712)	W	34-31
D 4	at Louisiana Tech^	W	35-17

Kraft Fight Hunger Bowl, San Francisco

J 9 vs. Boston College W 20-13
(All-Time Record 503-435-33)

2011 (CHRIS AULT)

W-7 L-6 (5-1 Home, 2-4 Road, 0-1 Neutral)

Western Athletic Conf. 5-2, T2nd

S 10	at No. 13 Oregon	L	69-20
S 17	at San Jose State^	W	17-14
S 24	at Texas Tech	L	35-34
O 1	at No. 4 Boise State	L	30-10
O 8	UNLV (25,978)	W	37-0
O 15	New Mexico (15,369) (HC)	W	49-7
O 22	Fresno State^ (15,113)	W	45-38
O 29	at New Mexico State^	W	48-34
N 12	Hawai'i^ (16,527)	W	42-28
N 19	Louisiana Tech^ (11,639)	L	24-20
N 26	at Utah State^	L	21-17
D 3	Idaho^ (10,027)	W	56-3

Sheraton Hawai'i Bowl, Honolulu

D 24 vs. Southern Miss L 24-17
(All-Time Record 510-440-33)

2012 (CHRIS AULT)

W-7 L-6 (2-4 Home, 5-1 Road, 0-1 Neutral)

Mountain West 4-4, 5th

S 1	at Cal	W	31-24
S 8	USF (22,804)	L	39-38
S 15	Northwestern St. (19,399)	W	45-34
S 22	at Hawai'i	W	69-24
S 29	at Texas State	W	34-21
O 6	Wyoming (24,025) (OT) (HC)	W	35-28
O 13	at UNLV	W	42-37
O 20	San Diego St. (22,242) (OT)	L	39-38
O 26	at Air Force	L	48-31
N 10	Fresno State (22,104)	L	52-36
N 17	at New Mexico	W	31-24
D 1	Boise State (30,017)	L	27-21

New Mexico Bowl, Albuquerque

D 15 vs. Arizona L 49-48
(All-Time Record 517-446-33)

2013 (BRIAN POLIAN)

W-4 L-8 (4-2 Home, 0-6 Road, 0-0 Neutral)

Mountain West 3-5, 5th (West Division)

A 31	at UCLA	L	58-20
S 7	UC Davis (27,052)	W	36-7
S 14	at Florida State	L	62-7
S 21	Hawai'i (23,240)	W	31-9
S 28	Air Force (24,545)	W	45-42
O 4	at San Diego State (OT)	L	51-44
O 19	at Boise State	L	34-17
O 26	UNLV (32,521) (HC)	L	27-22
N 2	at Fresno State	L	41-23
N 9	at Colorado State	L	38-17
N 16	San Jose State (20,737)	W	38-16
N 30	BYU (21,540)	L	28-23

(All-Time Record 521-454-33)

2014 (BRIAN POLIAN)

W-7 L-6 (3-3 Home, 4-2 Road, 0-1 Neutral)

Mountain West 4-4, 3rd (West Division)

A 30	Southern Utah (21,021)	W	29-19
S 5	Washington State (26,023)	W	24-13
S 13	at Arizona	L	35-28
S 27	at San Jose State	W	21-10
O 4	Boise State (32,327) (HC)	L	51-46
O 11	Colorado State (21,847)	L	31-24
O 18	at BYU	W	42-35
O 25	at Hawai'i	W	26-18
N 1	San Diego State (20,508)	W	30-14
N 15	at Air Force (OT)	L	45-38
N 22	Fresno State (21,446)	L	40-20
N 29	at UNLV	W	49-27
D 20	vs Louisiana-Lafayette	L	16-3

(All-Time Record 528-460-33)

Symbol Key:

^ Conference Game

o Did not count in Big West standings

* Mackay Stadium attendance record

(HC) Homecoming

INTRO
TEAM INFO
PLAYERS
COACHES & STAFF
STATISTICS
RECORD BOOK
HISTORY
UNIVERSITY



TEAM OF THE CENTURY

As part of Nevada's celebration of 100 years of intercollegiate athletics in 1998, a football "Team of the Century" was selected. The selecting process included three official committees, starting with five separate nominating committees representing the different eras in Wolf Pack history (1898-1939, 1940-1959, 1960-1979, 1980-89, 1990-98). A research committee worked simultaneously with the selection committees to verify the accuracy of the nomination and then turned its finding over to an eight-member selection committee for the task of electing the team members.

The criteria for the selection of this elite team included:

- Individuals were dominating players in their times.
- Individuals were preferably highly-ranked statistical leaders (team, conference or national.)
- Team's record while player was at Nevada.
- Offensive linemen were selected on the basis of the team's ability to run the ball.
- Individuals may have received post-season honors and/or accomplishments.
- Positions would be grouped (not selecting left corner or safeties, but defensive backs).
- Priority was given for longevity.
- Team was representative of the 100 years of Nevada football, but not to the extent of lessening the significance of the team.

Offense

- Stan Heath*
- Chris Vargas
- Roberto Salden
- Todd Wilcks
- Derek Kennard
- Greg Rea
- Vic Carroll
- Leslie "Spud" Harrison
- Frank Hawkins
- James "Rabbit" Bradshaw
- Marion Motley
- Tommy Kalmanir
- Scott Beasley*
- Alex Van Dyke*
- Tony Zendejas*

- Quarterback, 1947-48
- Quarterback, 1990-93
- Offensive Line, 1976-79
- Offensive Line, 1978-81
- Offensive Line, 1980-83
- Offensive Line, 1981-84
- Offensive Line, 1931-34
- Offensive Line, 1922-25
- Running Back, 1977-80
- Running Back, 1919-21
- Running Back, 1940-42
- Running Back, 1946-48
- Tight End, 1946-48
- Wide Receiver, 1994-95
- Kicker, 1981-83

Defense

- Greg Grouwink
- Tony Shaw
- Bernard Ellison
- Patrick Hunter
- Buster McClure
- Charles Mann
- Neil Hulbert
- James Cannida
- Ken Sinofsky
- Henry Rolling
- Matt Clifton
- Deshone Myles
- Pat Brady
- Dick Trachok
- Jim Bailey

- Defensive Back, 1972-74
- Defensive Back, 1980-83
- Defensive Back, 1986-88 & 1990
- Defensive Back, 1982-85
- Defensive Line, 1943-46
- Defensive Line, 1980-82
- Defensive Line, 1987-90
- Defensive Line, 1994-97
- Linebacker, 1944 & 1946-48
- Linebacker, 1983-86
- Linebacker, 1988-91
- Linebacker, 1994-97
- Punter, 1949-50
- All-Purpose, 1946-48
- All-Purpose, 1926-28

Coach

- Chris Ault*

- Head Coach, 1976-92, 1994-95 & 2004-2012

* Unanimously voted first by each member of the selection committee.

NEVADA IN THE COLLEGE FOOTBALL HALL OF FAME

CHRIS AULT

Inducted 2002
Head Coach
 1976-92, 1994-95, 2004-2012

When talking about the past success of Nevada football, one name comes to mind: Chris Ault.

With the winningest record in Nevada history and eight Coach-of-the-Year awards to his credit, there is a little doubt that Coach Ault built the foundation for Wolf Pack football. Ault started his career at Nevada as a student and a quarterback where he earned All-Far Western Conference honors three years (1965-1967). After being an assistant coach at UNLV for a short period of time, Ault returned to his alma mater as the Wolf Pack head coach in 1976.

After 28 seasons in three stints as Nevada's head coach, Ault has acquired a career record of 233-109-1 record and eight conference titles. He was voted coach of the year eight times, including two National I-AA coaching honors.

Ault, who was voted Coach of the Century for northern Nevada by the Reno Gazette-Journal in 1998, stepped down from his head coaching post following the 2012 season and moved on to a role in the NFL.

Career Highlights

- 1999 -Selected by Sports Illustrated as one of the "50 greatest sports figures of the 20th century in the state of Nevada"
- 1998 -Selected by the University of Nevada as "Football Coach of the Century"
- Orchestrated the greatest comeback in NCAA history vs. Weber St. (35 pts. 1991)
- Record for Big Sky Conference wins (68)

FRANK HAWKINS

Inducted 1999
Running Back
 1977-80

In the 1990s, the Nevada Wolf Pack football team was known for its prolific passing attack, but one of the greatest careers in Nevada football history came from a running back.

Frank Hawkins, originally from Las Vegas, came to the Wolf Pack in 1977 and over the next four years, broke five university records, including single-season marks for rushing attempts, rushing yards and rushing touchdowns in a season. He also holds the top two single-season rushing performances in school history. After his career was all said and done, Hawkins was the NCAA's third all-time rushing leader with 5,333 yards and was a three-time first-team All-American.

After his great career with the Wolf Pack, Hawkins went on to play seven years with the Oakland Raiders and was part of the 1984 Super Bowl championship team.

Career Highlights

- Three-Time First-Team All-American (1978-1980)
- NCAA's third all-time rushing leader with 5,333 yards by the time he finished at Nevada
- Set the NCAA record for rushing for 100 yards or more for 21 consecutive games
- Played seven seasons for the Oakland Raiders (1981-1987) and won one Super Bowl (1984)

- INTRO
- TEAM INFO
- PLAYERS
- COACHES & STAFF
- STATISTICS
- RECORD BOOK
- HISTORY**
- UNIVERSITY



Historical Honors

ALL-AMERICANS

1921	James Bradshaw, Halfback (WC)	1985	Patrick Hunter, Cornerback (AP)
1946	Buster McClure, Tackle (UPI)		Marty Zendejas, Place Kicker (K)
1948	Stan Health, Quarterback (UPI*)	1986	Henry Rolling, Linebacker (AP, K)
1952	Neil Garrett, Halfback (AP)		Marty Zendejas, Place Kicker (FWA)
1973	David Clapham, Tackle (AP)		Bob Brown, Offensive Tackle (AP)
1974	Greg Grouwink, Safety (AP)	1988	Bernard Ellison, Cornerback (K)
1976	Jeff Wright, Wide Receiver (AP)	1990	Bernard Ellison, Cornerback (K)
1977	Doug Betters, Defensive End (AP)		Treamelle Taylor, Wide Receiver (AP)
	Steve Senini, Tight End (AP)		Matt Clifton, Linebacker (SN)
	Jeff Tisdell, Quarterback (AP)		Kevin McKelvie, Place Kicker (CoSIDA)
1978	James Curry, Defensive Tackle (AP)	1991	Matt Clifton, Linebacker (Consensus)
	David Hann, Offensive Tackle (AP)		Shahriar Pourdanesh, Offensive Tackle (AP)
	Frank Hawkins, Fullback (AP)	1994	Alex Van Dyke, Wide Receiver (AP, TSN)
1979	Lee Fobbs, Safety (AP)	1995	Alex Van Dyke, Wide Receiver (AP, TSN)
	Frank Hawkins, Fullback (AP)	1996	Damon Shea, Place Kicker (Football Digest, AP)
1980	Frank Hawkins, Fullback (AP)	1999	Trevor Insley, Wide Receiver (AP, TSN, FB News)
	Bubba Puha, Nose Guard (AP)	2001	Chance Kretschmer, Running Back (TSN Freshman)
1981	Tony Zendejas, Place Kicker (AP)	2002	Erick Strelman, Tight End (CoSIDA)
	John Ramatici, Linebacker (K)		Nate Burleson, Wide Receiver (AFCA, AP, CNN/SI, TSN)
1982	Charles Mann, Defensive Tackle (AP)	2009	Colin Kaepernick, Quarterback (TSN)
	David Heppe, Punter (CoSIDA)		Vai Tauga, Running Back (SI)
1983	Tony Zendejas, Place Kicker (AP)	2010	Colin Kaepernick (SI)
	Jim Werbeckes, Offensive Guard (AP)		Vai Tauga (AP)
	Derek Kennard, Offensive Tackle (AP)		Dontay Moch (SI)
1984	Marty Zendejas, Place Kicker (AP)	2011	Brett Roy (SI)
1985	Greg Rea, Offensive Guard (AP, K)	2012	Stephfon Jefferson (WC)

Rating Body Key:
 UPI-United Press International
 AP-Associated Press
 WC-Walter Camp
 K-Kodak Coaches' Poll
 FWA-Football Writers of America
 SN-Sports Network (1AA Sports Information Directors)
 TSN-The Sporting News
 CoSIDA- College Sports Information Directors of America All-Academic
 AFCA-American Football Coaches Association of America
 CNN/SI-Cable News Network/Sports Illustrated

PRO PLAYERS

Dick Afloss	'49	Green Bay	Tom Kolesar	'75	Green Bay
Jonathon Amaya	'09	Miami, New Orleans, Arizona	Bill Mackrides	'46	Philadelphia, Pittsburgh, N.Y. Giants
Chris Barry	'05	CFL Montreal	Charles Mann	'82	Washington, San Francisco
Chris Barker	'12	New England	Maurice Mann	'04	Cincinnati
Bill Bass	'47	Chicago Hornets, CFL Montreal	Brock Marion	'92	Dallas, Miami, Detroit
Del Bates	'01	Dallas	Brandon Marshall	'11	Jacksonville, Denver
Wayne Beck	'67	Canadian Football League	Rishard Matthews	'11	Miami
Scott Beasley	'48	CFL Hamilton	Joshua Mauga	'08	New York Jets, Kansas City
Doug Betters	'77	Miami	Doyle Miller	'10	Buffalo
Joel Bitonio	'13	Cleveland	Dontay Moch	'10	Cincinnati, Arizona
Pat Brady	'50	Pittsburgh	Tony Moll	'05	Green Bay, Baltimore, Jacksonville
Nate Burleson	'03	Minnesota, Seattle, Detroit, Cleveland	Don Morgan	'98	Minnesota, Arizona
Kaelin Burnett	'11	Oakland, Tennessee	Bob McClure	'46	Boston
Ezra Butler	'08	New Orleans	Marko Mitchell	'08	Washington, Detroit, Minnesota
James Cannida	'97	Tampa Bay, Indianapolis, AFL Dallas	Marion Motley	'42	Cleveland
Vic Carroll	'33	Washington, N.Y. Giants	DeShone Myles	'98	Seattle
Dave Clapham	'75	San Francisco, Baltimore	Dan Orlich	'49	Green Bay
Jorge Cordova	'04	Jacksonville	Shahriar Pourdanesh	'92	CFL Baltimore, Pittsburgh, Oakland
Anthony Corley	'83	Pittsburgh, San Diego	Paul Pratt	'07	Detroit
Ryan Coulson	'10	New England	Bryan Reeves	'93	Arizona
Mike Crawford	'96	Miami	Elston Ridgle	'85	Cincinnati, Seattle
James Curry	'78	CFL Hamilton, Toronto, Montreal	Mike Rockwood	'95	Buffalo
Harvey Dahl	'05	Dallas, San Francisco, Atlanta, St. Louis	Henry Rolling	'86	Tampa Bay, San Diego, Los Angeles
Forey Duckett	'93	Cincinnati; '96 WLAFL Scotland	Clark Roosendaal	'01	Buffalo, Oakland
Patrick Egu	'88	N.Y. Jets, New England	Jeff Rowe	'06	Cincinnati, Seattle, New England
Bernard Ellison	'91	Cleveland	Brett Roy	'11	New York Jets
Lucius Floyd	'87	CFL Saskatchewan, Edmonton	Eric Sanders	'80	Atlanta, Detroit, Indianapolis
Isaiah Frey	'11	Chicago, Tampa Bay	Tray Session	'11	Oakland
Horace Gillom	'46	Cleveland	Ed Sharkey	'46	Cleveland, Baltimore, Philadelphia, San Francisco
Virgil Green	'10	Denver	Don Smerek	'79	Dallas
Bob Hamm	'82	Kansas City	Zach Sudfeld	'12	New England, New York Jets
Frank Hawkins	'80	Oakland/ Los Angeles	Don Talcott	'46	Philadelphia
Stan Heath	'48	Green Bay	Treamelle Taylor	'90	CFL Ottawa
Terry Hermeling	'69	Washington	Vai Tauga	'10	Buffalo, Seattle
Sherman Howard	'48	Cleveland	Deron Thorp	'96	Baltimore
Patrick Hunter	'85	Seattle, Arizona	Daryl Towns	'04	Buffalo
Trevor Insley	'00	Indianapolis, Houston, CFL Ottawa	Alex Van Dyke	'95	N.Y. Jets, Oakland, Pittsburgh
James-Michael Johnson	'11	Cleveland, Kansas City	Chris Vargas	'93	CFL Edmonton, British Columbia, Winnipeg
Jerome Johnson	'08	St. Louis	Duke Williams	'12	Buffalo
Colin Kaepernick	'10	San Francisco	Khalid Wooten	'12	Tennessee
Tommy Kalmanir	'49	Los Angeles, Baltimore	Tony Zendejas	'83	Houston, Los Angeles
David Kilson	'82	Buffalo			

bold indicates active player/current team

Note: This lists includes players who have spent at least one full season in the National Football League or the Canadian Football League only.

INTRO
 TEAM INFO
 PLAYERS
 COACHES & STAFF
 STATISTICS
 RECORD BOOK
HISTORY
 UNIVERSITY



2014

Golden Helmet (MVP).....Cody Fajardo
 Outstanding Offensive Player.....Cody Fajardo
 Outstanding Defensive Player.....Jonathon McNeal
 Outstanding Special Teams Player.....Trevor Taft
 Alex Boy
 Basalite Big Blocker.....Matt Galas
 Full Speed Effort Awards.....Brock Hekking (D)
 Don Jackson (O)
 Striker.....Nigel Haikins

2013

Golden Helmet (MVP).....Brandon Wimberly
 Outstanding Offensive Player.....Cody Fajardo
 Outstanding Defensive Player.....Brock Hekking
 Outstanding Special Teams Players.....Chase Tenpenny
 Gabe Lee
 Outstanding Freshman.....Brent Zuzo
 Basalite Big Blocker.....Joel Bitonio
 Full Speed Effort Awards.....Brock Hekking
 Jeremy Macauley
 Striker.....Joel Bitonio
 Scout Team.....(O) Dante Mayes
 (D) Kevin Sundberg

2012

Golden Helmet (MVP).....Albert Rosette
 Outstanding Offensive Player.....Stephon Jefferson
 Outstanding Defensive Player.....Duke Williams
 Outstanding Special Teams.....Khalid Wooten
 Nevadatude Award.....Zach Sudfeld
 Fireman.....Devin Combs
 Blackout.....Duke Williams
 Basalite Big Blocker.....Jeff Nady (3)
 Joel Bitonio (3)
 Matt Galas
 Scout Team.....(O) Chris Solomon
 (D) Gabe Lee

2011

Golden Helmet (MVP).....Brett Roy
 Outstanding Offensive Player.....Rishard Matthews
 Outstanding Defensive Player.....Brett Roy
 Outstanding Special Teams.....Bubba Boudreaux
 Fireman.....Jake Hurst and Tyler Lantrip
 Basalite Big Blocker.....Chris Barker (3)
 Joel Bitonio (2)
 Jeff Nady
 Jordan Mudge
 Scout Team.....(O) Chance Early
 (D) David Jamieson
 (D) Lenny Jones
 Striker.....Brett Roy

2010

Golden Helmet (MVP).....Colin Kaepernick
 Outstanding Offensive Player.....Vai Taua
 Outstanding Defensive Player.....Dontay Moch
 Outstanding Special Teams.....Anthony Martinez
 Fireman.....Kevin Grimes
 Blackout.....Vai Taua
 Basalite Big Blocker.....Steve Haley
 Jose Acuna
 Chris Barker
 John Bender
 Jeff Nady
 Virgil Green
 Nevadatude Award.....Kevin Grimes
 Scout Team.....Cody Fajardo (O)
 Jordan Hanson (D)
 Striker.....Dontay Moch
 Ryan Coulson

2009

Golden Helmet (MVP).....Colin Kaepernick
 Outstanding Offensive Player.....Vai Taua
 Outstanding Defensive Player.....Jonathon Amaya
 Outstanding Special Teams.....Brett Roy
 Firemen.....Steve Haley
 Blackout.....Brett Roy
 Basalite Big Blocker.....Mike Gallett
 Alonzo Durham (2)
 John Bender
 Kenneth Ackerman (2)
 Chris Barker
 Steve Haley
 Nevadatude Award.....Kenneth Ackerman
 Scout Team.....Joel Bitonio (O)

Striker.....Seann Reed (D)
 Kenneth Ackerman
 Jonathon Amaya
 John Bender
 Mike Bethea
 Alonzo Durham
 Virgil Green
 Luke Lippincott
 Dontay Moch
 Vai Taua

2008

Golden Helmet (MVP).....Colin Kaepernick
 Outstanding Offensive Player.....Vai Taua
 Outstanding Defensive Player.....Kevin Basped
 Outstanding Special Teams.....Brett Jaekle
 Firemen.....Jerome Johnson
 Blackout.....Jerome Johnson
 Basalite Big Blocker.....Greg Hall
 Alonzo Durham
 Mike Gallett
 John Bender (2)
 Dominic Green
 Clayton Johnson
 Nevadatude Award.....Mundrae Clifton
 Scout Team.....Brandon Wimberly (O)
 Kaelin Burnett (D)
 Striker.....Vai Taua
 Dominic Green

2007

Golden Helmet (MVP).....Luke Lippincott
 Outstanding Offensive Player.....Adam Bishop
 Outstanding Defensive Player.....Ezra Butler
 Outstanding Special Teams.....Kevin Grimes
 Dr. Chris Exline Academic Excellence Award
 Matt Hines
 Firemen.....Colin Kaepernick (O)
 Blackout.....Jerome Johnson
 Basalite Big Blocker.....Alonzo Durham
 Charles Manu
 Greg Hall (2)
 Dominic Green
 Mike Gallett
 Nevadatude Award.....Matt Hines
 Scout Team.....Zach Sudfeld (O)
 Zack Madonick (D)
 Brandon Walsh (D)
 Striker.....Ezra Butler
 Luke Lippincott
 Adam Bishop
 Charles Manu
 Greg Hall
 Dominic Green

2006

Golden Helmet (MVP).....Jeff Rowe
 Off. Player.....Jimmy Wadhams
 Def. Player.....J.J. Milan
 Special Teams.....Travis Branzell
 Firemen.....Luke Lippincott (O)
 Jonathon Amaya (D)
 Blackout.....Travis Branzell
 Basalite Big Blocker.....Dominic Green
 Jimmy Wadhams
 Greg Hall
 Charles Manu
 Nevadatude Award.....Charles Manu (O)
 Matt Hines (D)
 Scout Team.....Kevin Grimes (O)
 Kenny Viser (D)

2005

Golden Helmet (MVP).....B.J. Mitchell
 Off. Player.....Jeff Rowe
 Def. Player.....Roosevelt Cooks
 Special Teams.....Travis Branzell
 Striker.....B.J. Mitchell
 Roosevelt Cooks
 Joe Garcia
 Craig Bailey
 Tony Moll
 Barrett Reznick
 Robert Hubbard
 Anthony Pudewell
 Fireman.....Tony Moll
 Blackout.....Roosevelt Cooks
 Basalite Big Blocker.....Tony Moll

Dominic Green
 Adam Kiefer
 Anthony Pudewell
 Barrett Reznick
 Adam Kiefer
 Nevadatude Award.....Adam Kiefer
 Scout Team.....Dwayne Sanders (O)
 Matt Swan (D)

2004

Off. Player.....John Tennert
 Def. Player.....Chris Barry
 Special Teams.....Donald Gupton
 Striker.....John Tennert
 Fireman.....Talib Wise
 Newcomer.....Talib Wise
 Blackout.....Chance Kretschmer
 Donald Gupton
 Basalite Big Blocker.....Harvey Dahl
 John Tennert
 Chris Hines
 Coaches' Award.....Daryl Towns
 Most Improved Off.....Chris Hines
 Most Improved Def.....Chris Barry
 Scout Team.....Mike McCoy (O)
 Nick Shine (D)
 Robert Hubbard (ST)

2003

Golden Helmet (MVP).....Jorge Cordova
 Off. Player.....Chance Kretschmer
 Def. Player.....Derek Kennard, Jr.
 Special Teams.....Derek Jones
 Iron Man.....Andy Heiser
 Newcomer.....Talib Wise
 Big Hitter.....Carl LaGrone, Jr.
 Basalite Big Blocker.....Harvey Dahl
 Coaches' Award.....Daryl Towns
 Most Improved Off.....Chris Hines
 Most Improved Def.....Chris Barry
 Scout Team.....Jeremy Engstrom (D),
 Drew Robinson (O),
 Zach Walker (ST)

2002

Golden Helmet (MVP).....Nate Burleson
 Off. Player.....Zack Threadgill
 Def. Player.....Jorge Cordova
 Special Teams.....Damon Cruz
 Iron Man.....Sean Folweiler
 Newcomer.....J.J. Milan
 Big Hitter.....Matt Milton
 Basalite Big Blocker.....Harvey Dahl
 Coaches' Award.....Erick Strelman
 Most Improved Off.....Alan Parker
 Most Improved Def.....Carl LaGrone, Jr.
 Scout Team.....Charles Wilson (D)
 Travis Moore (O)
 Nick Hawthorne (ST)

2001

Golden Helmet (MVP).....Chance Kretschmer
 Off. Player.....David Neill
 Def. Player.....Daryl Towns
 Special Teams.....Damon Fine
 Iron Man.....Kika Kaululaau
 Newcomer.....Chris Hines
 Big Hitter.....Chance Kretschmer
 Basalite Big Blocker.....Kika Kaululaau
 Coaches' Award.....Leni Suiaunoa
 Most Improved Off.....Harvey Dahl
 Most Improved Def.....Keone Kauo
 Scout Team.....Tony Moll (O)
 P.J. Hoepfer (D)
 Nichiren Flowers (ST)

2000

Golden Helmet (MVP).....David Neill
 Off. Player.....Nate Burleson
 Def. Player.....Jorge Cordova
 Special Teams.....Mike Phillips
 Iron Man.....Josh Smith
 Newcomer.....Kika Kaululaau
 Big Hitter.....Kika Kaululaau
 Basalite Big Blocker.....Clark Roosendaal
 Scott Asai
 Coaches' Award.....Clark Roosendaal
 Most Improved Off.....Tim Fleming
 Most Improved Def.....Ronnie Hardiman
 Scout Team.....Chris Barry (D)
 Matt Ray (O)



Team Awards

1999

Golden Helmet (MVP) Trevor Insley
 Off. Player David Neill
 Def. Player Josh Smith
 Special Teams Norm Brady

1998

Golden Helmet (MVP) Geoff Noisy
 Off. Player Trevor Insley
 Def. Player Jason Burk
 Special Teams Don Morgan
 Big Hitter (Ax) Cameron Norcross
 Newcomer Horacio Leyva
 Basalite Big Blocker Ryan Scuffy and
 Cameron Norcross
 Coaches' Award George Brazil and
 Chris Lemon
 Most Improved Off. Greg Bird
 Most Improved Def. Maxzell Williams
 Scout Team Jermaine Brown (O)
 Darren Taylor (D)
 Fireman David Neill

1997

Golden Helmet (MVP) John Dutton
 Off. Player Chris Lemon
 Def. Player DeShone Myles
 Special Teams Jason McLean
 Striker Mike Edwards
 Newcomer Horacio Leyva
 Basalite Big Blocker Mike Edwards
 Coaches' Award Kevin Bennett
 Most Improved Off. Greg Russell
 Most Improved Def. Arona Taelle
 Scout Team Ryan Dennard (O),
 Jeff Peterson (D)
 Fireman James Cannida

1996

Golden Helmet (MVP) DeShone Myles
 Off. Player Geoff Noisy
 Def. Player Mike Crawford
 Special Teams Jason McLean
 Newcomer Horacio Leyva
 Basalite Big Blocker Jeff Hadwick
 Most Inspirational Jeff Hadwick
 James Cannida
 Striker Jeff Hadwick
 Mike Edwards
 Mike Crawford
 DeShone Myles
 James Cannida
 Darnell Hasson
 Scout Team Nick Tamasello (O)
 Chris Lane (D)
 Fireman Damon Shea

1995

Golden Helmet (MVP) Alex Van Dyke
 Off. Player Mike Maxwell
 Def. Player DeShone Myles
 Special Teams Jason McLean
 Newcomer Horacio Leyva
 Basalite Big Blocker Deron Thorp
 Most Inspirational Bob Cooper
 Lamonte Porter
 Striker DeShone Myles
 Deron Thorp
 Jeff Hadwick
 Mike Rockwood
 Scout Team Wade Platz (O)
 Matt Shoda (D)
 Fireman Steve
 McHenry Eric Bennett

1994

Golden Helmet (MVP) Mike Maxwell
 Off. Player Alex Van Dyke
 Def. Player Martin Washington
 Newcomer Horacio Leyva
 Most Inspirational Mike Breaux Striker
 Mike Rockwood
 Deron Thorp
 Frank Marvitz
 DeShone Myles
 Mark Welken
 Martin Washington
 Jeff Kondra
 Darnell Hasson
 Scout Team Arthur Lloyd (O)
 Justin Tennepenny (D)
 Fireman DeShone Myles

- INTRO
- TEAM INFO
- PLAYERS
- COACHES & STAFF
- STATISTICS
- RECORD BOOK
- HISTORY**
- UNIVERSITY

NEVADA FOOTBALL

2015 MEDIA GUIDE

NEVADA



***POSTSEASON
HISTORY***





Postseason History

R + L CARRIERS NEW ORLEANS BOWL

December 20th, 2014

Mercedes-Benz Superdome – New Orleans, La.

Attendance: 34,014

Louisiana **16**

Nevada **3**

NEW ORLEANS (AP) - The Nevada Wolf Pack will have to wonder how the New Orleans Bowl might have been different if not for some untimely mistakes deep in Louisiana-Lafayette territory.

Nevada failed to reach the end zone for the first time in six seasons and lost 16-3 on Saturday, Dec. 20. Freshman receiver Wyatt Demps fumbled just inside the Ragin' Cajuns 10-yard line and later was called for a false start on first-and-goal at the 1.

Nevada's defense gave up only one touchdown while forcing four field goal attempts - one of which was missed - but otherwise had a hard time preventing Cajuns quarterback Terrence Broadway from completing passes. ULL had a sizable advantage in yardage (411-213) and time of possession (36:54 to 23:06). Broadway became the first quarterback to complete his first 14 passes in an NCAA Division I bowl game and finished 26 of 31 for 227 yards, one touchdown and no interceptions.

Hunter Stover made a career-long 46-yard field goal in the first half and added kicks of 35 and 30 yards for the Ragin' Cajuns (9-4), who completed their fourth consecutive nine-victory season with their fourth straight New Orleans Bowl win.

Cody Fajardo passed for 124 yards and rushed for 49 more for Nevada (7-6), marking the second time he'd passed for more than 2,000 yards and rushed for more than 1,000 in a season.

But the Wolf Pack, who had 200 or more yards rushing in each of their previous five games, gained only 89 yards on the ground against ULL and failed to score a touchdown for the first time since being shut out at Notre Dame in 2009.

Demps' fumble came early in the second quarter on a hit by Sean Thomas, and the ball was recovered by Cajuns linebacker Dominique Tovell at the 11.

Demps' false start later in the quarter moved Nevada back to the ULL 6. Then the Cajuns stuffed a running play and forced two incompletions before Nevada settled for a field goal.

Fajardo was 14 of 29, and his incompletions included a pair of key fourth-down passes in the fourth quarter. Both quarterbacks were sacked four times.

Broadway's fast start helped keep Fajardo on the sideline but didn't amount to many points.

The Cajuns scored their only touchdown on their opening possession, capped by Broadway's 17-yard pass to C.J. Bates. Stover's first field goal was the only other ULL score in the opening half.

Broadway's first incomplection didn't come until 44 seconds remained in the first half, when the Cajuns were on the edge of field goal range. But Brock Hekking's sack of Broadway took ULL out of range, and Broadway's second incomplection came next as he threw for the end zone as time expired.

Broadway was picked as the game's most valuable player.

SCORING SUMMARY

				1 ST	2 ND	3 RD	4 TH	SCORE
				0	3	0	0	3
				10	0	0	6	16
1 st	ULL	11:26	Bates,C.J. 17 yd pass from Broadway,T. (Stover,Hunter kick)	4 th	ULL	11:51	Stover,Hunter 30 yd field goal	
	ULL	02:55	Stover,Hunter 46 yd field goal		ULL	04:46	Stover,Hunter 35 yd field goal	
2 nd	NEV	02:42	ZUZO, Brent 21 yd field goal					

TEAM STATISTICS

	NEV	ULL
FIRST DOWNS	13	26
RUSHES-YARDS (NET)	89	184
PASSING YDS (NET)	124	227
Passes Att-Comp-Int	14-29-0	26-31-0
TOTAL OFFENSE YARDS	213	411
Fumbles: Number-Lost	1-1	1-1
Penalties: Number-Yards	1-5	1-15
PUNTS-YARDS	5-210	3-106
Possession Time	23:06	36:54
Third-Down Conversions	4 of 15	6 of 14
Fourth-Down Conversions	1 of 3	0 of 1
Red-Zone Scores-Chances	1-2	3-4
Sacks By: Number-Yards	4-27	4-26

INDIVIDUAL STATISTICS

RUSHING: NEVADA - FAJARDO, C. 13-49; JACKSON, D. 10-25; BUTLER, J. 5-15; ULL - McGuire, E. 16-99; Harris, A. 13-70; Reed, E. 1-8; Broadway, T. 13-7.

PASSING: NEVADA - FAJARDO, C. 14-29-0; ULL - Broadway, T. 26-31-0

RECEIVING: NEVADA - TURNER, R. 5-46; RICHARDSON, J. 3-29; BROCK, K. 3-16; DEMPS, W. 2-24; GIPSON, J. 1-9; ULL - Butler, J. 8-53; Fuselier, G. 6-50; McGuire, E. 5-54; Pettis, L. 3-30; Riles, A. 3-23; Bates, C.J. 1-17.

INTERCEPTIONS: NEVADA - 0; ULL - 0.

FUMBLES: NEVADA - DEMPS, W. 1-1; ULL - Broadway, T. 1-1.



Postseason History

Arizona **49**

Nevada **48**

GILDAN NEW MEXICO BOWL

December 15th, 2012

Branch Field - Albuquerque, N.M.

Attendance: 24,610

ALBUQUERQUE, N.M. (AP) - Matt Scott threw two short touchdown passes in the final 46 seconds and college football's postseason started with a wild one when Arizona rallied past Nevada 49-48 Saturday in the New Mexico Bowl.

Overcoming a slow start and three big turnovers, Arizona (8-5) recovered an onside kick in the last minute, setting up Scott's 2-yard toss to Tyler Slavin with 19 seconds left for the winning score.

Arizona trailed 21-0 in the first quarter and was down 45-28 entering the final period. Scott threw for 382 yards and marched his team back into the game despite two earlier interceptions.

The nation's rushing leader, Ka'Deem Carey, gained 172 yards for the Wildcats and but fell short of becoming only the 16th running back in NCAA history to reach 2,000 yards in a season.

The teams combined for 1,237 total yards, the second most of any bowl game in history at the time.

Cody Fajardo threw for three touchdowns and ran for another score to lead the

Wolf Pack (7-6). He had 256 yards passing and 140 yards rushing and controlled most of the game, completing 22 of 32 throws.

Stefphon Jefferson, the nation's second-leading rusher, ran for 180 yards for Nevada and also seemed unstoppable as the Wolf Pack took a big lead and held on to it for most of the game.

But after forcing Nevada to kick a field goal with 1:48 left that made it 48-35, Scott drove the Wildcats 75 yards. Arizona then recovered an onside kick and Scott moved Arizona into the end zone after three plays and 51 yards.

Rich Rodriguez, in his first season as Arizona head coach, is now 3-5 in bowl game appearances.

With 180 yards on 34 carries, Jefferson set the Nevada and Mountain West record for most rushing yards in a single season. He passed Chance Kretschmer (2001) at Nevada and Ronnie Hillman (SDSU, 2011) for the Mountain West mark. Jefferson finished the year with 1,883 yards on the ground and will likely finish second in the nation behind Ka'Deem Carey of Arizona.

INTRO

TEAM INFO

PLAYERS

COACHES & STAFF

STATISTICS

RECORD BOOK

HISTORY

UNIVERSITY

				1 ST	2 ND	3 RD	4 TH	SCORE	
				Nevada	21	10	14	3	48
				Arizona	7	21	0	21	49
SCORING SUMMARY									
1 st	12:12	NEV	JEFFERSON, S. 16 yd run (Hardison, Allen kick)				04:22	AZ	Carey, K. 9 yd run (Bonano, J. kick)
	04:43	NEV	Sudfeld, Zach 17 yd pass from Fajardo, Cody (Hardison, Allen kick)			3 rd	09:19	NEV	Turner, Richy 33 yd pass from Fajardo, Cody (Hardison, Allen kick)
	04:29	NEV	Sudfeld, Zach 28 yd pass from Fajardo, Cody (Hardison, Allen kick)				01:33	NEV	Fajardo, Cody 1 yd run (Hardison, Allen kick)
	01:52	AZ	Carey, K. 21 yd run (Bonano, J. kick)			4 th	14:44	AZ	Hill, A. 63 yd pass from Scott, M. (Bonano, J. kick)
2 nd	12:46	AZ	Scott, M. 1 yd run (Bonano, J. kick)				01:48	NEV	Hardison, Allen 25 yd field goal
	10:23	AZ	Carey, K. 1 yd run (Bonano, J. kick)				00:46	AZ	Hill, A. 2 yd pass from Scott, M. (Bonano, J. kick)
	05:57	NEV	JEFFERSON, S. 14 yd run (Hardison, Allen kick)				00:19	AZ	Slavin, T. 2 yd pass from Scott, M. (Bonano, J. kick)

TEAM STATISTICS

	NV	AZ
FIRST DOWNS	39	31
RUSHES-YARDS (NET)	73-403	36-196
PASSING YDS (NET)	256	382
Passes Att-Comp-Int	32-22-2	47-28-2
TOTAL OFFENSE PLAYS-YARDS	105-659	83-578
Fumble Returns-Yards	0-0	0-0
Punt Returns-Yards	2-13	1-24
Kickoff Returns-Yards	3-56	4-106
Interception Returns-Yards	2-29	2-28
Punts (Number-Avg)	3-49.3	4-40.2
Fumbles-Lost	4-2	2-1
Penalties-Yards	8-77	4-23
Possession Time	39:10	20:50
Third-Down Conversions	8 of 16	4 of 11
Fourth-Down Conversions	3 of 3	2 of 3
Red-Zone Scores-Chances	6-6	5-5
Sacks By: Number-Yards	0-0	0-0

INDIVIDUAL STATISTICS

RUSHING: Nevada-JEFFERSON, S. 34-180; FAJARDO, Cody 22-140; HALE, Nick 14-73; BRADLEY, Aaron 1-11; WIMBERLY, B. 2-minus 1. Arizona-Carey, K. 28-172; Scott, M. 6-21; Jenkins, D. 1-6; Team 1-minus 3.

PASSING: Nevada-FAJARDO, Cody 22-31-2-256; COMBS, Devin 0-1-0-0. Arizona-Scott, M. 28-47-2-382.

RECEIVING: Nevada-WIMBERLY, B. 7-57; TURNER, Richy 6-96; BRADLEY, Aaron 3-34; SUDFELD, Zach 2-45; BROCK, Kendall 2-7; HUBER, Joseph 1-13; HALE, Nick 1-4. Arizona-Hill, A. 8-175; Wharton, G. 6-70; Richards, D. 5-53; Slavin, T. 4-37; Carey, K. 3-15; Buckner, D. 2-32.

INTERCEPTIONS: Nevada-WILLIAMS, Duke 1-27; KEETON, Bryson 1-2. Arizona-Richardson, S. 1-24; Flowers, M. 1-4.

FUMBLES: Nevada-JEFFERSON, S. 3-1; TEAM 1-1. Arizona-Baker, J. 1-1; Carey, K. 1-0.



Postseason History

SHERATON HAWAII BOWL

December 24th, 2011

Aloha Stadium - Honolulu, Hawai'i

Attendance: 32,630

Southern Miss **24**

Nevada **17**

HONOLULU (AP) - Austin Davis made the plays when it counted to send Southern Mississippi coach Larry Fedora out a winner.

Davis threw two touchdowns, including a 4-yarder late in the game, and No. 22 Southern Miss earned a school-record 12th victory by holding off Nevada 24-17 in the Hawaii Bowl on Saturday night.

"It wasn't his best game, but he did enough to help us win this football game," said Fedora, who is leaving after four seasons to take over at North Carolina.

Davis overcame a shaky game for the Conference USA-champion Golden Eagles (12-2), and the defense in the second half managed to shut down Nevada's potent pistol attack led by Lampford Mark.

"I thought we struggled the entire game offensively. We made a few big plays at the end, but really the defense, these guys were special and they've done that all year," Davis said. "We made a play or two on offense when we needed to."

Davis was off most of the night but made it count on the game-winning drive. On third-and-goal, he scrambled right and found Kelvin Bolden for the 4-yard score, capping a seven-play, 68-yard drive. He had just 59 yard passing at halftime and finished 18 of 41 for 165 yards.

On the winning drive, Davis was 3 of 4 for 66 yards, including a 43-yard completion to Dominique Sullivan down the right sideline and a 19-yarder to a crossing William Spight. Sullivan had five catches for 75 yards.

With Davis held in check, the Golden Eagles relied on their defense, stopping Mark on fourth-and-1 at midfield with 3:56 left. Mark had 183 yards rushing for the Wolf Pack (7-6) but was held to just 21 yards in the second half.

"Our offense in the second half - our offensive front just didn't get it done at all and I was really disappointed in that aspect of it. We got stopped on two fourth-and-1s," Wolf Pack coach Chris Ault said.

Nevada was without its top receiver, Rishard Matthews, who has 91 receptions for 1,364 yards and eight TDs.

The game featured a Hawaii Bowl-record 17 punt, and the 41 combined points was the fewest in bowl history.

Cody Fajardo was 8 of 19 for 60 yards for Nevada. He also was held to just 14 yards rushing on nine carries before being replaced by Tyler Lantrip.

The Golden Eagles got another big win after capturing their fifth C-USA title by upsetting previously unbeaten Houston 49-28 in the conference championship game. This was the first 10-win season for Southern Miss since 1988.

"I couldn't be more proud of this football team and what this team has accomplished. To be conference champs and Hawaii Bowl champs is tremendous," Nevada tied the game 17-all late in the third quarter on a 37-yard field goal by Allen Hardison, taking advantage of a miscue by Southern Miss. Tracey Lampley

Fedora said, waved for a fair catch on a punt and was run into by teammate Alex Smith. The ball bounced off Lampley's left leg and Nevada's Brandon Marshall recovered on the Southern Miss 14, leading to the field goal.

Just as Nevada seemed to take control of the game, Southern Miss scored 10 points in the final 1 1/2 minutes of the first half to take a 17-14 lead into the break.

"That was big. I felt like we played so bad, but we were winning at halftime and that's a credit to how well our defense was playing and our special teams," Davis said. "Our special teams has made an unbelievable difference in our season this year. It seems like every time we needed it, they managed to come up with a game-changing play."

Mark's 45-yard run gave the Wolf Pack a 14-7 lead with about 5 minutes left in the half, and Nevada took the ball right back on the ensuing kickoff.

Lorenzo Devers returned the kickoff 61 yards and appeared to be heading for a touchdown. After shedding the kicker, Devers was stripped from behind by Khalid Wooten and Thaddeus Brown returned it 16 yards to the Nevada 36.

But the team from Reno gambled and ended up turning it over on downs on its own 45 when Mark was stopped short on fourth-and-1. That led to a 48-yard field goal by Hrapmann with 1:21 left in the half.

"We worked so hard, all the weeks and weeks of preparation. It doesn't feel right not winning," Mark said.

On the kickoff, Wooten fumbled and Southern Mississippi's Emmanuel Johnson recovered at the Nevada 24. Seven plays later, Davis threw a 2-yard pass to Lampley in the back of the end zone for the go-ahead score. A brief scuffle broke out between some of the players after the catch, but no one was ejected.

With both teams struggling to get going, special teams got the Golden Eagles on the scoreboard from a blocked punt by Tim Green early in the second quarter.

Green burst through the middle and leaped in the air, getting his hand on the ball as he flipped over a blocker. Tray Becton-Martin then dropped on the ball in the end zone, giving the Golden Eagles a 7-0 lead. Becton-Martin is the 25th different player to score for the Golden Eagles this year, which leads the nation.

Nevada answered with a 5-yard touchdown run by Mark, who had a 25-yard scamper to begin the 81-yard drive. Mark had 41 yards rushing on the drive, giving him 112 yards and his sixth-straight game with 100 or more.

Both teams blew good scoring opportunities in the first quarter.

Mark burst up the middle for 43 yards and was chased down from behind by Presley, getting Nevada inside the red zone. But Fajardo's pass on third down was tipped and intercepted in the end zone by Jacorius Cotton.

SCORING SUMMARY				1 ST	2 ND	3 RD	4 TH	SCORE
Nevada				0	14	3	0	17
Southern Miss				0	17	0	7	24
2 nd	14:06	USM	BECTON-MARTIN, T 0 yd blocked punt return			5-13	1:33	NEV 14 - USM 10
			HRAPMANN, Danny kick			00:12	USM	LAMPLEY, Tracy 2 yd pass from DAVIS, Austin
			NEV 0 - USM 7					HRAPMANN, Danny kick
	07:45	NEV	Mark, Lampford 5 yd run Hardison, Allen kick			7-24	1:04	NEV 14 - USM 17
	13-81	6:16	NEV 7 - USM 7			3 rd	02:44	NEV
			Mark, Lampford 45 yd run Hardison, Allen			4--6	1:57	NEV 17 - USM 17
			kick)			4 th	05:48	USM
	4-68	1:29	NEV 14 - USM 7					BOLDEN, Kelvin 4 yd pass from DAVIS, Austin
			HRAPMANN, Danny kick					HRAPMANN, Danny kick
	01:21	USM	HRAPMANN, Danny 48 yd field goal			7-68	1:36	NEV 17 - USM 24

TEAM STATISTICS

	SM	NEV
FIRST DOWNS	15	19
RUSHES-YARDS (NET)	45-196	40-171
PASSING YDS (NET)	117	165
Passes Att-Comp-Int	28-13-1	42-18-0
TOTAL OFFENSE PLAYS-YARDS	73-313	82-336
Fumble Returns-Yards	1-6	0-0
Punt Returns-Yards	1-3	3-13
Kickoff Returns-Yards	5-81	4-116
Interception Returns-Yards	0-0	1-6
Punts (Number-Avg)	10-35.1	8-43.8
Fumbles-Lost	1-1	2-2
Penalties-Yards	5-33	8-35
Possession Time	31:50	28:10
Third-Down Conversions	2 of 17	5 of 20
Fourth-Down Conversions	1 of 3	2 of 3
Red-Zone Scores-Chances	2-3	2-3
Sacks By: Number-Yards	2-20	3-15

INDIVIDUAL STATISTICS

RUSHING: Nevada-Mark, Lampford 29-183; Fajardo, Cody 9-14; Jefferson, S. 1-6; Lantrip, Tyler 4-minus 1; TEAM 1-minus 2; Session, Tray 1-minus 4. Southern Miss-JOHNSON, D. 16-77; WOODYARD, Jamal 3-49; HRAPMANN, Danny 1-29; DAVIS, Austin 9-20; LAMPLEY, Tracy 7-13; TEAM 3-minus 6; BOLDEN, Kelvin 1-minus 11.

PASSING: Nevada-Fajardo, Cody 8-19-1-60; Lantrip, Tyler 5-9-0-57. Southern Miss-DAVIS, Austin 18-41-0-165; PIERCE, Quentin 0-1-0-0.

RECEIVING: Nevada-Bradley, Aaron 7-64; Session, Tray 2-39; Hale, Nick 2-16; Jefferson, S. 1-0; Mark, Lampford 1-minus 2. Southern Miss-SULLIVAN, D. 5-75; LAMPLEY, Tracy 4-25; BOLDEN, Kelvin 3-24; JOHNSON, D. 2-5; SPIGHT, William 1-19; TRIPLETT, M. 1-11; BRIGGS, Chris 1-5; LLANOS, F. 1-1.

INTERCEPTIONS: Nevada-None. Southern Miss-COTTON, J. 1-6.

FUMBLES: Nevada-Wooten, Khalid 1-1. Southern Miss-HESTER, Jeremy 1-1; LAMPLEY, Tracy 1-1.



Postseason History

Nevada **20**

Boston College **13**

KRAFT FIGHT HUNGER BOWL

January 9th, 2011

AT&T Park - San Francisco, Calif.

Attendance: 41,063

SAN FRANCISCO (AP) - Rishard Matthews caught a touchdown pass and returned a punt for another score, and No. 13 Nevada used a strong defensive effort to cap its most successful season ever at college football's highest level by beating Boston College 20-13 in the Fight Hunger Bowl on Sunday night.

Colin Kaepernick threw for 192 yards and a touchdown for the Wolf Pack (13-1), who snapped a four-game bowl losing streak by tying a school record for wins in a season set when it played in what used to be Division I-AA.

This game matched BC's top-ranked rushing defense against Nevada's high-powered pistol attack that was third in the nation in rushing. The Eagles (7-6) did a good job controlling the Wolf Pack on the ground, holding them to a season-low 114 yards - more than 190 below their season average.

Kaepernick was held to 22 yards on nine carries, but managed to top 3,000 yards passing for the season. That allowed him to join Brad Smith and Vince Young as the only FBS quarterbacks to rush for at least 1,000 yards and throw for 3,000 in the same season.

With an efficient passing day by Kaepernick, the big plays from Matthews and a stout defense, the Wolf Pack were able to snap Boston College's five-game winning streak. The Eagles were held to 185 yards.

Freshman Chase Rettig completed 14 of 34 passes for 121 yards and two interceptions. Boston College played without leading rusher Montel Harris, who was listed as the starter but did not play after undergoing arthroscopic knee surgery in late November.

The teams traded field goals in the third quarter, giving Nevada a 20-10 lead heading into the fourth. Boston College was unable to capitalize on an interception that Luke Kuechly returned to the Wolf Pack 6. But two runs netted just a yard and Rettig threw an incompleting on third down, forcing the kick.

After Nevada's field goal late in the third, Rettig's was intercepted by

Marlon Johnson on a deflected ball that gave Nevada the ball at the BC 41. Vai Taua fumbled the ball right back but once again the Eagles were unable to take advantage.

Helped by a pair of pass interference penalties, BC got a 32-yard field goal from Nate Freese with 3:52 to play to make it 20-13. The Eagles got the ball back at their 10 with 3:06 to go and got a 32-yard pass from Rettig to Chris Pantale on their first play.

Two plays later Khalid Wooten intercepted a pass to seal the win and send the thousands of Nevada fans who drove a few hours from Reno home happy.

The Wolf Pack sold about 15,500 tickets, surpassing California and Navy for the most sold in the nine-year history of this game. The attendance of 41,063 was the second largest for the bowl. It included one streaker, who ran on the field in the fourth quarter, causing a brief delay.

After an early fumble by Kaepernick led to a 30-yard touchdown run by Andre Williams, Matthews provided the Nevada fans plenty to cheer about in the first half.

First, Matthews got behind the defense as Kaepernick scrambled to his left. Kaepernick then flicked a pass toward the end zone for an easy 27-yard score that tied the game for Nevada.

The Wolf Pack then held the Eagles to a three-and-out on the next possession and Matthews returned the punt 72 yards to make it 14-7. That was Nevada's first punt return for a score since Oct. 13, 2001. Nevada added a late 32-yard field goal by Anthony Martinez to take a 10-point lead at the half.

The game was sponsored by Kraft, which is using the bowl to promote its efforts to fight hunger in the United States. Instead of a coin for the opening toss, officials tossed an Oreo cookie that was chocolate on one side and vanilla on the other.

INTRO

TEAM INFO

PLAYERS

COACHES & STAFF

STATISTICS

RECORD BOOK

HISTORY

UNIVERSITY

SCORING SUMMARY

			1 ST	2 ND	3 RD	4 TH	SCORE	
	Nevada		14	3	3	0	20	
	Boston College		7	0	3	3	13	
1 st	08:30	BC	Williams, A 30 yd run, Freese, N kick		2 nd	05:48	nev	Martinez, A. 32 yd field goal
	1-30	0:08	Bc 0-Nev 7			10-65	5:27	bc 17-nev 7
	03:40	NEV	Matthews, R. 27 yd pass from Kaepernick, C. Martinez, A. kick		3 rd	11:08	bc	Freese, N 22 yd field goal
	10-77	4:41	BC 7-Nev 7			4-1	1:26	bc 17-nev 10
	02:27	Nev	Matthews, R. 72 yd punt return Martinez, A. kick		4 th	01:17	NEV	Martinez, A. 27 yd field goal
			bc 14-nev 7			9-46	2:33	bc 20-nev 10
						03:52	bc	Freese, N 32 yd field goal
						9-52	1:39	bc 20-nev 13

TEAM STATISTICS

	BC	NEV
Score	20	13
FIRST DOWNS	16	12
RUSHES-YARDS (NET)	40-114	25-64
PASSING YDS (NET)	192	121
Passes Att-Comp-Int	33-20-1	34-14-2
TOTAL OFFENSE PLAYS-YARDS	73-306	59-185
Fumble Returns-Yards	0-0	1-0
Punt Returns-Yards	4-72	3-12
Kickoff Returns-Yards	3-56	5-121
Interception Returns-Yards	2-11	1-31
Punts (Number-Avg)	7-43.4	9-39.8
Fumbles-Lost	2-2	1-0
Penalties-Yards	6-75	6-51
Possession Time	34:46	25:14
Third-Down Conversions	6 of 18	4 of 15
Fourth-Down Conversions	0 of 0	0 of 0
Red-Zone Scores-Chances	2-2	2-2

INDIVIDUAL STATISTICS

RUSHING: Nevada-Taua, Vai 22-76; Kaepernick, C. 9-22; Wimberly, B. 2-12; Shepherd, M. 1-8; Matthews, R. 1-3; Ball, Mike 1-0; TEAM 4-minus 7. Boston College-Williams, A 19-70; Amidon, A 1-5; Rettig, C 5-minus 11.

PASSING: Nevada-Kaepernick, C. 20-33-1-192. Boston College-Rettig, C 14-34-2-121.

RECEIVING: Nevada-Matthews, R. 7-86; Green, Virgil 4-62; Shepherd, M. 3-24; Taua, Vai 3-10; Wimberly, B. 2-9; Ball, Mike 1-1. Boston College-Pantale, C 4-47; Lee, C 3-41; Swigert, B 3-10; Amidon, A 2-18; Williams, A 2-5.

INTERCEPTIONS: Nevada-Wooten, Khalid 1-6; Johnson, Marlon 1-5. Boston College-Kuechly, L 1-31.

FUMBLES: Nevada-Kaepernick, C. 1-1; Taua, Vai 1-1. Boston College-Rettig, C 1-0.



Postseason History

SHERATON HAWAI'I BOWL

December 24th, 2009

Aloha Stadium - Honolulu, Hawai'i

Attendance: 32,650

	1 ST	2 ND	3 RD	4 TH	SCORE
Nevada	0	0	3	7	10
SMU	17	14	7	7	45

SMU	45
Nevada	10

HONOLULU, HAWAII (AP) - Freshman Kyle Padron threw for an SMU-record 460 yards, leading the Mustangs to a 45-10 victory over Nevada in the Hawaii Bowl on Thursday night - SMU's first postseason appearance in 25 years.

The 18-year-old Padron, who was 32 of 41 and completed two touchdown passes, was confident and composed on the biggest stage of his career.

He earned the starting job after Bo Levi Mitchell was injured in the seventh game of the season and was largely unknown coming out of Southlake Carroll in Texas, which produced quarterbacks Chase Daniel and Greg McElroy.

Despite the tiny crowd at the game, people are paying attention to Padron - and SMU.

The Mustangs (8-5), who were 1-11 the previous two years, have their most victories since their last postseason game - also in Hawaii. SMU beat Notre Dame 27-20 in the 1984 Aloha Bowl to finish 10-2.

Shawnbrey McNeal added 63 yards rushing and three touchdowns, including two in the first quarter. He also had seven catches for 53 yards.

The loss was the fourth straight in the postseason for the Wolf Pack (8-5), whose No. 1 rushing offense in the nation was grounded. While SMU racked up 534 yards of offense, Nevada had held to just 314, including 137 yards rushing. The Wolf Pack averaged 362.3 yards rushing during the regular season and is the first team in NCAA history to have three 1,000-yard rushers. But Nevada was without two of them in running backs Vai Tauga and Luke Lippincott.

Tauga was ruled academically ineligible and Lippincott was sidelined with a toe injury.

SCORING SUMMARY

	NEV	SMU
SMU - McNeal 9 yd run/Szymanski kick (1st, 13:29)	0	7
SMU - McNeal 1 yd run/Szymanski kick (1st, 8:22)	0	14
SMU - Szymanski 22 yd FG (1st, 2:49)	0	17
SMU - Sanders 17 yd pass from Padron/Szymanski kick (2nd, 5:37)	0	24
SMU - Beasley 2 yd pass from Padron/Szymanski kick (2nd, 1:17)	0	31
SMU - Line 3 yd run/Szymanski kick (3rd, 7:45)	0	38
NEV - Drake 21 yd FG (3rd, 3:08)	3	38
SMU - McNeal 17 yd run/Szymanski kick (4th, 3:27)	3	45
NEV - Wimberly 10 yd pass from Kaepernick/Drake kick (4th, 1:04)	10	45

TEAM STATISTICS

	BC	NEV
First Downs	17	23
Rushes-Yards (Net)	34-137	24-74
Passing Yards (Net)	177	460
Att-Comp-Int	29-15-1	41-32-0
Return Yards	152	57
Punts (Number-Avg)	6-44.5	3-45.0
Fumbles-Lost	1-0	1-0
Penalties-Yards	7-61	6-45
Possession Time	27:11	32:49

INDIVIDUAL LEADERS

RUSHING: NEV - Mark 15-90; Kaepernick 13-23; Ball 4-19; Randall 2-5.

SMU - McNeal 12-63; Line 4-9; Padron 6-7.

PASSING: NEV - Kaepernick 29-15-177-1-1. SMU - Padron 41-32-460-2-0.

RECEIVING: NEV - Wimberly 7-80-1; Wellington 2-32; Session 2-30; Sanders 1-23; Green 1-10; Puloka Jr. 1-5; Mark 1- (-3). SMU - Robinson 9-176; Sanders 7-124-1; McNeal 7-53; Beasley 3-88-1 Wilkerson 2-18; Loftin 1-4; Haynes 1-0; Line 1-0; Johnson 1-(-3).

ROADY'S HUMANITARIAN BOWL

December 30th, 2008

Bronco Stadium - Boise, Idaho

Attendance: 30,223

	1 ST	2 ND	3 RD	4 TH	SCORE
Maryland	13	15	0	14	42
Nevada	14	0	7	14	35

Maryland	42
Nevada	35

BOISE, Idaho (AP) - Da'Rel Scott got out of the doghouse in time to run over Nevada.

Benched for 2 1/2 quarters for breaking curfew, Scott ran for 174 yards and two fourth-quarter touchdowns in 14 carries and Maryland held off the Wolf Pack 42-35 in the Humanitarian Bowl on Tuesday.

Scott's 49-yard touchdown sprint early in the fourth quarter broke a 28-all tie and his 2-yard TD gallop put the Terps up 14 points.

Colin Kaepernick kept Nevada (7-6) close, finishing 24-for-47 for a bowl-record 370 yards and three touchdowns.

Kaepernick and Nevada capitalized on a pair of mistakes by Maryland quarterback Chris Turner to pull even. Nevada's Jonathon Amaya intercepted Turner near midfield midway through the third quarter and returned it to the Maryland 22. Three plays later, Kaepernick hit Vai Tauga behind the Maryland secondary for a 17-yard TD score to get the Wolf Pack to 28-21.

Turner was hit as he attempted to throw a screen at the Nevada 20. The throw went backward and Nate Agaiva recovered for the Wolf Pack. Kaepernick needed only five plays and less than two minutes to draw even, hitting Marko Mitchell on a 21-yard TD.

The tie lasted only a couple of minutes. Turner hit Torrey Scott for 26 yards on third down, and two plays later Scott ran for his seventh touchdown of the season.

Kaepernick added a 15-yard touchdown run with 2:19 left, but Maryland recovered the ensuing onside kick and ran out the clock.

SCORING SUMMARY

	MD	NEV
MD - Cannon 59 yd pass from Turner/Egekeze kick failed (1st, 13:59)	6	0
NEV - Wellington 1 yd pass from Kaepernick/Jaekle kick (1st, 8:06)	6	7
MD - Smith 99 yd kickoff return/Egekeze kick (1st, 7:53)	13	7
NEV - Tauga 17 yd run/Jaekle kick (1st, :46)	13	14
MD - Green 53 yd run/Egekeze kick (2nd, 14:50)	20	14
MD - Tyler 14 yd pass from Turner/Meggett pass from Turner (2nd, :06)	28	14
NEV - Tauga 17 yd pass from Kaepernick/Jaekle kick (3rd, 5:58)	28	21
NEV - Mitchell 21 yd pass from Kaepernick/Jaekle kick (4th, 14:13)	28	28
MD - Scott 49 yd run/Egekeze kick (4th, 12:21)	35	28
MD - Scott 2 yd run/Egekeze kick (4th, 7:44)	42	28
NEV - Kaepernick 15 yd run/Jaekle kick (4th, 2:19)	42	35

TEAM STATISTICS

	MD	NEV
First Downs	19	26
Rushes-Yards (Net)	39-258	33-114
Passing Yards (Net)	198	370
Att-Comp-Int	27-13-1	49-24-2
Return Yards	386	270
Punts (Number-Avg)	8-39.0	8-30.8
Fumbles-Lost	3-2	2-1
Penalties-Yards	6-50	4-35
Possession Time	28:47	31:13

INDIVIDUAL LEADERS

RUSHING: MD - Scott 14-174-2; Green 10-72-1; Meggett 10-35-0; Heyward-Bey 1-6-0; Turner 2-1-0. NEV - Tauga 23-101-1; Kaepernick 9-15-1.

PASSING: MD - Turner 13-27-1-198-2. NEV - Kaepernick 24-47-2-370-3.

RECEIVING: MD - Tyler 5-55-1; Heyward-Bey 4-48-0; Smith 2-33-0; Cannon 1-59-1; Lee-Odai 1-3-0. NEV - McCoy 13-172-0; Mitchell 5-130-1; Wellington 3-14-1; King 2-37-0; 1-17-1

INTRO
TEAM INFO
PLAYERS
COACHES & STAFF
STATISTICS
RECORD BOOK
HISTORY
UNIVERSITY



NEW MEXICO BOWL

December 22nd, 2007

University Stadium - Albuquerque, N.M.

Attendance: 30,223

	1 ST	2 ND	3 RD	4 TH	SCORE	New Mexico	23
New Mexico	14	6	0	3	23		
Nevada	0	0	0	0	0	Nevada	0

ALBUQUERQUE, N.M. – Paul Baker ran for 167 yards in his first start, and Donovan Porterie threw for career-high 354 yards and two touchdowns to help New Mexico beat Nevada 23-0 in the New Mexico Bowl.

The Lobos (9-4) ended a 46-year skid without a postseason victory and gave 10th-year coach Rocky Long his first bowl win in five tries.

New Mexico's defense also delivered just the second shutout loss for Nevada's Hall of Fame coach, Chris Ault.

The Wolf Pack (6-7) hadn't gone scoreless since losing 10-0 to Weber State on Sept. 27, 1980, a span of 329 games - the longest current streak in college football and the second longest in history.

It was New Mexico's first bowl victory since beating Western Michigan 28-12 in the 1961 Aviation Bowl at Dayton, Ohio. The Lobos also notched a nine-win season for just the fourth time in school history. Much of the credit goes to New Mexico's defenders, who pestered redshirt freshman quarterback Colin Kaepernick all afternoon.

The Wolf Pack averaged 36.2 points and 488.9 yards during the season. Nevada logged 23 scoring plays that covered at least 25 yards - second only to Oklahoma's 25 big-play TDs.

Nevada had 210 total yards, with only 73 yards rushing. On a chilly day, with the temperature at kickoff 34 degrees, Kaepernick finished 13-of-31 for 137 yards. He had 10 carries for 40 yards rushing.

MPC COMPUTERS BOWL

December 31st, 2006

Bronco Stadium - Boise, Idaho

Attendance: 28,654

	1 ST	2 ND	3 RD	4 TH	SCORE	Miami	21
Miami	7	7	7	0	21		
Nevada	2	9	3	6	20	Nevada	20

BOISE, Idaho – Kirby Freeman threw for 272 yards and two long touchdowns, ran for another score and the Hurricanes' defense came through in the final moments to help Miami beat Nevada 21-20 in the MPC Computers Bowl, Larry Coker's final game at Miami.

Nevada had a first down at the Miami 36 in the final minute, but a diving interception by the Hurricanes' Chavez Grant with 18 seconds left sealed the win and got Coker the perfect sendoff that his players wanted.

Jeff Rowe threw a 27-yard touchdown pass to Marko Mitchell, and Brett Jaekle kicked four field goals for Nevada, including 44- and 40-yarders in the fourth quarter to get Nevada within a point. But the Wolf Pack got no closer, thanks largely to Grant's heroics at the end. Rowe was 20-of-31 for 192 yards for Nevada, which was making its first back-to-back bowl appearances since 1995-96, and Robert Hubbard had 60 yards on 20 carries.

Down by seven entering the final quarter against the fifth-ranked defense in the country, Nevada nearly pulled off a comeback -- and may have been denied a great scoring opportunity by a call that didn't go its way.

Facing a third-and-10 from the Miami 28, Rowe dropped back to throw to Anthony Pudewell inside the Miami 10. Pudewell was hit by Kenny Phillips as he tried to catch the ball, which bounced in the air. Replays appeared to show that Pudewell trapped the ball between his knees before it hit the turf, but officials ruled it incomplete and the Wolf Pack settled for a field goal.

SCORING SUMMARY

	UNM	NEV
UNM - Smith 66 Yd pass from Porterie/Sullivan kick (1st, 13:38)	7	0
UNM - Brown 39yd pass from Porterie/Sullivan kick (1st, 2:22)	14	0
UNM - Sullivan 53yd field goal (2nd, 6:07)	17	0
UNM - Sullivan 45yd field goal (2nd, 2:48)	20	0
UNM - Sullivan 37yd field goal (4th, 4:18)	23	0

SCORING SUMMARY

	UM	NEV
UM - Freeman 1yd run/Peattie kick (1st, 4:20)	7	0
NEV - Team safety (1st, 0:05)	7	2
NEV - Mitchell 27yd pass from Rowe/rush failed (2nd, 3:38)	7	8
UM - Moore 52yd pass from Freeman/Peattie kick (2nd, 1:46)	14	8
NEV - Jaekle 33yd field goal (2nd, 0:05)	14	11
NEV - Jaekle 31yd field goal (3rd, 6:22)	14	14
UM - Shields 78yd pass from Freeman/Peattie kick (3rd, 5:59)	21	14
NEV - Jaekle 44yd field goal (4th, 14:05)	21	17
NEV - Jaekle 40yd field goal (4th, 9:25)	21	20

TEAM STATISTICS

	UNM	NEV
First Downs	26	12
Rushes-Yards (Net)	40-194	30-73
Passing Yards (Net)	354	137
Att-Comp-Int	37-20-1	31-13-0
Return Yards	80	101
Punts (Number-Avg)	2-40.5	11-42.1
Fumbles-Lost	3-1	1-1
Penalties-Yards	4-35	8-59
Possession Time	31:36	28:24

TEAM STATISTICS

	UM	NEV
First Downs	13	23
Rushes-Yards (Net)	31-28	38-90
Passing Yards (Net)	272	207
Att-Comp-Int	19-11-1	32-21-1
Return Yards	60	100
Punts (Number-Avg)	6-39.5	6-37.3
Fumbles-Lost	0-0	1-0
Penalties-Yards	6-76	1-10
Possession Time	25:58	34:02

INDIVIDUAL LEADERS

RUSHING: UNM - Baker 22-167-0; Fussell 5-13-0; Clampit 2-9-0; Porterie 6-7-0; Bruno 1-2-0; Quillen 2-2-0; Smith 1-0-0; Brown 1-0-0.

PASSING: UNM - Porterie 36-20-1-354-2; Fussell 1-0-0-0-0. NEV - Kaepernick 31-13-0-137-0.

RECEIVING: UNM - Brown 7-120-1; Bruno 5-86-0; Smith 5-86-1; Baker 2-42-0; Mark 1-20-0. NEV - Mitchell 6-96-0; McCoy 2-19-0; Puloka 1-13-0; Sammons 1-9-0; Fragger 3-0.

INDIVIDUAL LEADERS

RUSHING: UM - James 17-35-0 NEV - Hubbard 20-60-0

PASSING: UM - Freeman 19-11-1-272-2 NEV - Rowe 31-20-1-192-1

RECEIVING: UM - Shields 4-101-1 NEV - Hubbard 7-50-0

- INTRO
- TEAM INFO
- PLAYERS
- COACHES & STAFF
- STATISTICS
- RECORD BOOK
- HISTORY**
- UNIVERSITY



Postseason History

SHERATON HAWAI'I BOWL

December 24th, 2005

Aloha Stadium - Honolulu, Hawai'i

Attendance: 26,254

	1 ST	2 ND	3 RD	4 TH	OT	SCORE	
Nevada	7	21	0	14	7	49	UCF 48
UCF	17	3	12	10	6	48	Nevada 49

Nevada made its first bowl appearance in 10 years a memorable one, spoiling Central Florida's bowl debut with a thrilling 49-48 overtime victory in the Sheraton Hawaii Bowl.

Nevada junior quarterback Jeff Rowe scored on a 4-yard naked bootleg in overtime to lead Nevada to the win.

Senior B.J. Mitchell ran for 178 yards and two touchdowns, and junior Robert Hubbard had 126 yards rushing and three touchdowns for the Wolf Pack, which turned in its best season since 1996.

UCF kicker Matt Prater booted a 46-yard field goal with 1:32 left to draw UCF to 42-35, and the Golden Knights recovered the onside kick with no timeouts left to set up Brandon Marshall's dramatic 16-yard TD catch that sent the game into overtime.

Trailing 32-28, the Wolf Pack took the lead on Hubbard's 5-yard touchdown run early in the fourth quarter. Nevada scored again on Rowe's 7-yard scoring pass to Travis Branzell for a 42-32 lead with 3:18 remaining.

Kevin Smith scored on a 19 yard run to tie the game at 48 but

Prater, who had three field goals during the game, missed the game-tying extra point wide right, giving the Wolf Pack the win.

SCORING SUMMARY

	NEV	UCF
NEV - Wilkins 16 pass from Dutton (kick blocked) 11:39 1st	6	0
UCF-Marshall 51 yd pass from Moffett/Prater kick (1st, 13:20)	0	7
UCF-Smith 78 yd run/Prater kick (1st, 9:24)	0	14
NEV-Hubbard 4 yd run/Jaekle kick (1st, 8:33)	7	14
UCF-Prater 47 yd field goal (1st, 4:08)	7	17
NEV-Mitchell 1 yd run/Jaekle kick (2nd, 11:32)	14	17
NEV-Mitchell 1 yd run/Jaekle kick (2nd, 7:37)	21	17
NEV-Hubbard 24 yd run/Jaekle kick (2nd, 5:01)	28	17
UCF-Prater 38 yd field goal (2nd, 0:56)	28	20
UCF-Marshall 29 yd pass from Moffett/Moffett pass failed (3rd, 8:19)	28	26
UCF-Smith 3 yd run/Moffett pass failed (3rd, 1:51)	28	32
NEV-Hubbard 5 yd run/Jaekle kick (4th, 13:02)	35	32
NEV-Branzell 7 yd pass from Rowe/Jaekle kick (4th, 3:18)	42	32
UCF-Prater 46 yd field goal (4th, 1:32)	42	35
UCF-Marshall 16 yd pass from Moffett/Prater kick (4th, 0:55)	42	42
NEV-Rowe 4 yd run/Jaekle kick (OT)	49	42
UCF-Smith 19 yd run/Prater kick failed (OT)	49	48

TEAM STATISTICS

	NEV	UCF
First Downs	30	30
Rushes/Yards	51/369	44/254
Passing Yards	254	301
Total Yards	623	555
Passing (Comp/Att/Int)	22/32/1	19/36/1
Punts/Average	3/44.0	3/38.3
Fumbles/Lost	1/1	1/0
Penalties/Yards	10/92	6/30

INDIVIDUAL LEADERS

RUSHING: Smith (UCF) 29-202 3 TDs; Mitchell (NEV) 23-178 2TDs, Hubbard (NEV) 15-126 3 TDs.

PASSING: Moffett (UCF) 19-36-1, 301 yards 3 TDs; Rowe (NEV) 22-32-1, 254 yards 1 TD.

RECEIVING: Marshall (UCF) - 11-210 3 TDs; Spencer (NEV) 11-114, Flowers 6-96.

LAS VEGAS BOWL

December 19th, 1996

Sam Boyd Silver Bowl - Las Vegas, Nev.

Attendance: 10,118

	1 ST	2 ND	3 RD	4 TH	SCORE	
Ball State	0	7	0	8	15	Ball State 15
Nevada	9	3	0	6	18	Nevada 18

In what had been billed as another wide-open scoring affair, the defenses rose to the occasion on a cold night in Las Vegas and the Wolf Pack outlasted the Cardinals 18-15 to claim the win.

John Dutton completed 11 of his first 13 passes as Nevada forged out to a 9-0 lead after the first quarter as the Wolf Pack defense made a statement, allowing just 26 yards by Ball State in the opening period.

But early in the second quarter, LeAndre Moore broke free around right end and scampered 62 yards for the touchdown, pulling the Mid America Conference champion Cardinals to within two points.

In the third quarter, Dutton struggled as his hands became near frozen, and he finally gave way to Eric Bennett, whose "hot" hand rallied the Wolf Pack.

Bennett drove the Pack into scoring territory early in the fourth quarter and then hit Diamond Wilkins on the touchdown, Wilkins' second of the game. The drive covered 71 yards and Bennett completed four out of five passes.

Nevada, behind spirited defensive play most notably by linebackers Mike Crawford and DeShone Myles, held Ball State at bay until late in the game when quarterback Brent Baldwin found Adrian Reese for a 27-yard touchdown pass with just 2:26 remaining in the game.

Things got a little tighter when Ball State successfully covered an onside kick. But Crawford, who would be named game Most Valuable Player with 14 tackles, intercepted a pass up the middle and Nevada had its first bowl victory in 50 years.

SCORING SUMMARY

	NEV	BSU
NEV - Wilkins 16 pass from Dutton (kick blocked) 11:39 1st	6	0
NEV - Shea 22-yard field goal 1:04 1st	9	0
BSU - Moore 62 run (Locklear kick) 12:52 2nd	9	7
NEV - Shea 33-yard field goal :44 2nd	12	7
NEV - Wilkins 11 pass from Bennett (pass failed) 12:52 4th	18	7
BSU - Reese 27 pass from Baldwin (Abernathy/Baldwin) 2:26 4th	18	5

TEAM STATISTICS

	NEV	BSU
First Downs	24	12
Rushes/Yards	31/84	36/112
Passing Yards	376	106
Total Yards	460	218
Passing (Comp/Att/Int)	26/48/2	11/31/1
Punts/Average	6/39.0	12/41.1
Fumbles/Lost	1/0	1/0
Penalties/Yards	6/51	7/49

INDIVIDUAL LEADERS

RUSHING: Lemon (Nev) 24-96; Moore (BSU) 8-74, Blair (BSU) 14-44.

PASSING: Dutton (Nev) 18-33-2, 224 yards 1 TD, Bennett 8-15-0 152 yards 1 TD; Baldwin (BSU) 11-31-1, 106 yards 1 TD.

RECEIVING: Wilkins (Nev) 10-106 2 TD's.



LAS VEGAS BOWL

December 14th, 1995

Sam Boyd Silver Bowl - Las Vegas, Nev.

Attendance: 11,127

	1 ST	2 ND	3 RD	4 TH	OT	SCORE	
Toledo	7	14	6	7	6	40	Toledo 40
Nevada	7	7	10	10	3	37	Nevada 37

LAS VEGAS, Nev. - Wasean Tait ran wild against the Wolf Pack, gaining 185 yards and scoring four touchdowns on the ground and adding six pass receptions for 53 more yards as Toledo defeated Nevada 40-37 in the first, and so far only, Division IA overtime game in NCAA history.

The contest, aired nationally to an ESPN audience, proved to be one of the most entertaining of the bowl lineup. Tait scored the game-winner from two yards out after Nevada was held to a field goal in their half of the first overtime period.

Nevada had rallied back from deficits of 14 points in the first half and 10 points in the second half to tie the game at 34 when Damon Shea kicked a 26-yard field goal with 9:28 remaining.

Neither team could score in the remainder of regulation, setting up overtime, allowed by the NCAA in bowl games for the first time ever.

Tait and the Rockets gained 307 yards rushing and 561 total in the contest. Nevada gained 413, 330 of which came through the air.

Alex Van Dyke closed out his brilliant career at Nevada with another standout performance, catching 14 passes for 176 yards for the day. Mike Maxwell was 27-of-49 passing with no interceptions, but no touchdowns either.

In an interesting "human interest" side story, Nevada's DeShone Myles played in the game (and led the team in tackles) despite undergoing an emergency appendectomy just 22 days before the game.

SCORING SUMMARY

	NEV	TOL
TOL - Huzjak 31 run (Spring kick) 12:46 1st	0	7
NEV - Minor 2 run (Shea kick) 1:44 1st	7	7
TOL - Tait 18 run (Spring kick) 11:57 2nd	7	4
TOL - Tait 31 run (Spring kick) 7:59 2nd	7	21
NEV - Minor 1 run (Shea kick) :59 2nd	14	21
NEV - Shea 34-yard field goal 9:29 3rd	17	21
TOL - Harris 16 run (kick failed) 3:48 3rd	17	27
NEV - Bennett 4 run (Shea kick) :56 3rd	24	27
TOL - Tait 26 run (Spring kick) 14:17 4th	24	34
NEV - Minor 1 run (Shea kick) 11:51 4th	31	34
NEV - Shea 26-yard field goal 9:28 4th	34	34
NEV - Shea 22-yard field goal OT	37	34
TOL - Tait 2 run OT	37	40

TEAM STATISTICS

	NEV	TOL
First Downs	23	33
Rushes/Yards	29/83	54/307
Passing Yards	330	254
Total Yards	413	561
Passing (Comp/Att/Int)	27/51/0	23/41/1
Punts/Average	5/49.8	3/37.3
Fumbles/Lost	2/0	4/3
Penalties/Yards	3/15	9/84

INDIVIDUAL LEADERS

RUSHING: Minor (Nev) 16-38, 3 TD's, Wilson (Nev) 10-34; Tait (Tol) 31-185, 4 TD's, Huzjak (Tol) 13-59, 1 TD.
PASSING: Maxwell (Nev) 27-49-0, 330; Huzjak (Tol) 23-41-1, 254.
RECEIVING: Van Dyke (Nev) 14-176, West (Nev) 4-46; Tait (Tol) 6-53, Kreitzburg (Tol) 4-49.

LAS VEGAS BOWL

December 18th, 1992

Sam Boyd Silver Bowl - Las Vegas, Nev.

Attendance: 15,476

	1 ST	2 ND	3 RD	4 TH	SCORE	
Nevada	3	0	21	10	34	Bowling Green 35
Bowling Green	14	14	9	7	35	Nevada 34

Nevada's first appearance in a bowl game in 44 years proved to be one of the most exciting games in the entire bowl line-up for the year as they lost a heartbreaker to Bowling Green in the inaugural Las Vegas Bowl, 35-34.

The Falcons scored touchdowns on their first four drives while holding the Wolf Pack to three points for a 28-3 lead in the second quarter. Chris Vargas entered the game at quarterback with 1:50 remaining in the half.

Midway through the third quarter, Vargas engineered three quick scoring drives which left the score 28-24 with 3:46 left. The Wolf Pack scored on its fourth consecutive possession with 12:41 left in the game after a grueling 78-yard drive that culminated with a 14-yard Vargas pass to Mike Senior to make it 31-28.

Nevada drove 86 yards to the one-yard line on its next possession and punched in a 19-yard field goal to make it 34-28. The Pack was forced to punt with 1:45 remaining on a fourth and one situation from the Nevada 32-yard line.

Punter Steve Lester fumbled the snap, which gave Bowling Green life from the 15-yard line. Falcon quarterback Eric White rolled right and found wide receiver David Hankins alone in the back of the endzone on a dramatic fourth and goal. Brian Leaver kicked the extra point, and Nevada's unbelievable comeback was denied the spoils of victory.

Vargas passed for 283 yards on 24-of-40 passing and ran for 22 more yards in the near comeback and was named the game's Most Valuable Player.

SCORING SUMMARY

	NEV	BGS
BGS - smith 10 pass from White (Leaver kick) 11:27 1st	0	7
NEV - Terelak 30-yard field goal 8:22 1st	3	7
BGS - Jackson 4 run (Leaver kick) 2:28 1st	3	14
BGS - White 8 pass from Smith (Leaver kick) 8:13 3rd	3	21
BGS - Jackson 17 run (leaver kick) 4:46 2nd	3	28
NEV - Senior 5 pass from Vargas (Terelak kick) 8:13 3rd	10	28
NEV - Holmes 5 run (terelak Kick) 5:32 3rd	17	28
NEV - Matter 3 pass from Vargas (Terelak kick) 3:46 3rd	24	28
NEV - Reeves 3 run (Terelak kick) 12:41 4th	31	28
NEV - Terelak 19-yard field goal 7:13 4th	34	28
BGS - Hankins 3 pass from White (Leaver kick) :22 4th	34	35

TEAM STATISTICS

	NEV	BGS
First Downs	25	21
Rushes/Yards	35/94	41/157
Passing Yards	344	253
Total Yards	438	410
Passing (Comp/Att/Int)	29/49/0	25/41/0
Punts/Average	4/16.7	5/23.2
Fumbles/Lost	3/2	0/0
Penalties/Yards	3/10	5/56

INDIVIDUAL LEADERS

RUSHING: Holmes (Nev) 18-62, 1 T.; Vargas (Nev) 4-22; Jackson (BGS) 22-113, 2 TD; Smith (BGS) 12-27.
PASSING: Vargas (Nev) 24-40-0, 283 yards, 2 TD's; Gatlin (Nev) 5-8, 61 yards; White (BGS) 24-40-0, 245 yards, 2TD's; Smith (BGS) 1-1 8 yards, 1 TD.
RECEIVING: Reeves (Nev) 8-92; King (Nev) 5-88; Senior (Nev) 6-84, 1 TD; Stephens (Nev) 7-52; Smith (BGS) 7-68, 1 TD; Szlachcic (BGS) 5-51.

- INTRO
- TEAM INFO
- PLAYERS
- COACHES & STAFF
- STATISTICS
- RECORD BOOK
- HISTORY**
- UNIVERSITY



Postseason History

HARBOR BOWL

January 1st, 1949

San Diego, Calif.

Attendance: 20,000

Villanova 27

Nevada 7

University of Villanova's highly spirited and unbelievably rugged Main Liners defeated the Nevada Wolf Pack 27-7 in the Harbor Bowl game in San Diego, Calif., before 20,000 fans.

It was a brutally battled ball game, with the Easterners' rough rock'-em-sock'-em tactics emerging victorious over the air-minded Nevada team.

Serious injuries to Nevada's All-American quarterback Stan Heath, and fullback Sherman Howard in the first half considerably hindered Nevada's chances of winning.

Tommy Kalmanir's 61-yard run was one of the features of the day as the swift halfback sped through the entire Villanova team for Nevada's lone touchdown.

A second period fumble on the Villanova goal line was extremely demoralizing to the Nevadan's.

I-AA PLAYOFF

December 7th, 1991

Reno, Nev.

Attendance: 13,476

Youngstown State 30

Nevada 28

Trailing the entire game, the Wolf Pack had their chance to advance to the semifinals, but missed that chance when a last second field goal, which would have given the team a one-point victory, sailed wide to the left on the final play of the game. Youngstown State left Reno with a 30-28 win, and the Penguins took advantage of that momentum, eventually winning the national championship in Statesboro, GA two weeks later.

Making only his second collegiate start, Chris Vargas threw for 340 yards and three touchdowns and drove the Wolf Pack into position for the final goal attempt. Bryan Reeves caught 11 passes for 174 yards and a TD.

I-AA PLAYOFF

November 10th, 1991

Reno, Nev.

Attendance: 15,962

Nevada 22

McNeese State 16

The Wolf Pack, in their first game of their quest to return to Georgia for another chance at the elusive Division IAA national championship, took on ground-oriented Cowboys of McNeese State in the tournament's first round.

McNeese State's patient ground attack, which accounted for little yardage through two and a half quarters, came alive on two long, grinding drives of 97 and 96 yards in two successive possessions as the Cowboys cut a 22-3 Nevada lead to a precarious 22-16.

McNeese got the ball back twice more, but because time was running out, abandoned the ground game and were stopped by the Pack.

	1 ST	2 ND	3 RD	4 TH	SCORE
Youngstown St.	3	14	0	13	30
Nevada	0	3	7	18	28

	1 ST	2 ND	3 RD	4 TH	SCORE
McNeese State	0	3	0	13	16
Nevada	6	9	7	0	22

SALAD BOWL

January 1st, 1948

Phoenix, Ariz.

Nevada 13

North Texas 6

Coming from behind on a risky 95-yard surprise pass play, the University of Nevada won its first post-season bowl appearance under first-year head coach Joe Sheetketski.

The Wolf Pack downed a fired up North Texas State collegians 13-6 in a viciously played battle at Phoenix, Arizona, before 12,000 fans.

With Nevada on their own five-yard line and trailing 6-0, quarterback Stan Heath faded back and whipped a 50-yard pass to speedster Tommy Kalmanir, who caught it without breaking his stride and romped the remaining distance to the goal-line. Bob Corley converted and later husky Ernie Zeno plowed through for the final score.

Again, as in other games, the violent tackles of guard Ken Sinofsky were paralyzing.

I-AA PLAYOFF

December 15th, 1990

Statesboror, Ga.

Attendance: 23, 204

Georgia Southern 36

Nevada 13

Georgia Southern won its fourth IAA National Championship with a solid 36-13 win over the Wolf Pack, a team making its first National Championship appearance after having reached the semifinals five times before.

Trailing 14-6 at the half, Nevada drove during their first possession in the third quarter 79 yards to the Eagle one-yard line in a crucial series that could have tied the game. Nevada attempted a short field goal, but it was missed.

After an exchange of fumbles, the Eagles drove 70 yards and scored. It was a touchdown that sealed the Georgia Southern victory in front of 23,000 delirious Eagle fans and a nationwide CBS-TV audience.

I-AA PLAYOFF

December 8th, 1990

Reno, Nev.

Attendance: 19,776

Nevada 59

Boise State 52 30T

For the second week in a row, the Nevada Wolf Pack needed triple overtime to advance to the I-AA National Championship game with a 59-52 win over conference rival Boise State.

Senior fullback Ray Whalen rushed for 245 yards and three touchdowns with a school-record 44 carries. He scored the decisive TD in the third overtime with an eight-yard run, and Nevada's defense finally held Boise in their half of the alternating possession overtime format.

The victory avenged the only loss of the season for the Pack, a 30-14 loss a month earlier in Boise.

	1 ST	2 ND	3 RD	4 TH	SCORE
Nevada	3	3	0	7	13
Ga Southern	7	7	6	16	36

	1 ST	2 ND	3 RD	4 TH	-OT-	SCORE
Boise State	0	14	14	17	0	7 0 52
Nevada	6	14	3	22	0	7 7 59

INTRO
TEAM INFO
PLAYERS
COACHES & STAFF
STATISTICS
RECORD BOOK
HISTORY
UNIVERSITY



I-AA PLAYOFF

December 1ST, 1990

Reno, Nev.

Attendance: 11,519

Nevada	42
Furman	35 30T

Freshman Chris Vargas came off the bench late in the fourth quarter to lead Nevada to a touchdown and a two-point conversion to tie the game, and the Wolf Pack went on to defeat Furman, 42-35, in triple overtime.

Nevada dominated the first half of the game, but failed to score touchdowns on three drives inside the five yard line and only led at the half 13-7.

The Wolf Pack scored 15 fourth quarter points, the last eight on a last-minute drive with a 13-yard pass from Vargas to Ross Ortega with 16 seconds left. Vargas calmly hit Joe King for the two-point conversion, and the game went to overtime at 28-28.

Nevada's Ray Whalen put the game away in the third OT with his fourth touchdown.

I-AA PLAYOFF

November 24th, 1990

Reno, Nev.

Attendance: 11,008

Nevada	27
N.E. Louisiana	14

Behind 7-0 early in the second quarter, Treاملة Taylor did what he does best -- took off on a long punt return (53 yards) to put Nevada into position to tie the game on the Northeast Louisiana 16-yard line. One play later, Ray Whalen burst in for the touchdown.

Midway through the second quarter, following a fumble by Indian QB Doug Pederson forced by a jarring sack by Mark Drahos, Fred Gatlin hit Taylor with an eight-yard scoring pass and Nevada was ahead for good. Whalen added another TD on a 24-yard run later in the quarter as Nevada scored 21 unanswered points to take a 21-7 lead at the half.

I-AA PLAYOFF

December 13th, 1986

Reno, Nev.

Attendance: 13,715

Georgia Southern	48
Nevada	38

Nevada trailed 34-10 in the third quarter when the Pack mounted a comeback, but eventually would fall short, 48-38, to Georgia Southern.

Lucius Floyd scored three touchdowns, two through the air and one on the ground. Floyd led Nevada with 64 yards rushing and added 67 yards receiving.

Quarterback Eric Beavers threw for four touchdowns and 360 yards. Bryan Calder and Calvin Sailes were each on the receiving end of Beavers' TD tosses.

Georgia Southern rolled up 613 total yards, while the Pack piled up 475 yards.

	1 ST	2 ND	3 RD	4 TH	-OT-	SCORE
Furman	7	0	21	0	0 7 0	35
Nevada	0	13	0	15	0 7 7	42

	1 ST	2 ND	3 RD	4 TH	SCORE
N.E. Louisiana	7	0	7	0	14
Nevada	0	21	0	6	27

	1 ST	2 ND	3 RD	4 TH	SCORE
Ga Southern	10	14	10	14	48
Nevada	0	10	14	14	38

I-AA PLAYOFF

December 6th, 1986

Reno, Nev.

Attendance: 13,102

Nevada	33
Tennessee State	6

Nevada's Marty Zendejas accounted for 12 Wolf Pack points and the defense simply shut down Tennessee State, earning a berth into the 1AA semi-finals.

Eric Beavers, who threw for 231 yards, hit Lucius Floyd out of the backfield for an eight-yard touchdown hook-up for Nevada's first score. Charvez Foger, who led the Pack with 89 yards rushing, broke free for a 41-yard score to give Nevada a 14-0 lead and they never looked back.

After a Tennessee State touchdown, the Wolf Pack's Zendejas reeled off four straight field goals, three from beyond 40 yards. Floyd capped the Nevada scoring with his second touchdown, a one-yard plunge. Wide receiver Bryan Calder hauled in five passes.

I-AA PLAYOFF

November 29th, 1986

Reno, Nev.

Attendance: 13,715

Nevada	27
Idaho	7

The Wolf Pack handled Big Sky Conference foe Idaho, 27-7, in the first round of the IAA playoffs behind a strong running game.

Charvez Foger rushed 16 times for 104 yards and fellow running back Lucius Floyd rushed 25 times for 99 yards and a touchdown.

Nevada got its first touchdown on a nine-yard pass from Eric Beavers to Bryan Calder. Mary Zendejas added a 22-yard field goal and Joe Peterson fell on a blocked punt in the endzone for the Wolf Pack's final score.

Beavers finished the game nine-of-25 for 86 yards, one interception and one TD.

I-AA PLAYOFF

December 14th, 1985

Greenville, S.C.

Attendance: 10,461

Furman	35
Nevada	12

Furman came out of the gates on fire and did not let Nevada into the game. The Wolf Pack's season ended with their 35-12 losses in the second round of the I-AA playoffs.

Eric Beavers was picked off four times at the hands of the Paladin's defense. Despite the interceptions, Beavers was able to throw for 308 yards and a 14-yard touchdown pass to Bryan Clader.

Nevada's other touchdown came from a one-yard touchdwn run by Charvez Foger. Foger finished the game with 54-yards on 15 carries.

The Wolf Pack finished 12-2 on the year.

	1 ST	2 ND	3 RD	4 TH	SCORE
Tennessee State	0	6	0	0	6
Nevada	14	3	6	10	33

	1 ST	2 ND	3 RD	4 TH	SCORE
Idaho	0	7	0	0	7
Nevada	3	14	10	0	27

	1 ST	2 ND	3 RD	4 TH	SCORE
Nevada	0	6	0	6	12
Furman	7	14	7	7	35



Postseason History

I-AA PLAYOFF

December 7th, 1985

Reno, Nev.

Attendance: 10,241

Nevada 24

Arkansas State 23

Nevada avoided disaster with a fourth quarter blocked extra point that would have tied the game at 24. The deflected kick persevered the 24-23 victory advancing them to the second round of the I-AA playoffs.

The Wolf Pack fell behind early and went into halftime down 10-7. Nevada's only touchdown came when Charvez Foger scampered in from five yards out.

Nevada then rallied for a 17 point third quarter while the defense held Arkansas State scoreless. Eric Beavers threw for two touchdowns in the quarter and finished the game with 215 yards.

Marty Zendejas was successful on on three extra point tries and connected on a 46-yard field goal for the Wolf Pack.

I-AA PLAYOFF

December 10th, 1983

Carbondale, Ill.

Attendance: 14,500

Southern Illinois 23

Nevada 7

Nevada's offensive attack was shut down in its 23-7 loss to the Southern Illinois Salukis in Carbondale, Ill.

The Wolf Pack could only muster 128 total yards against the tough Saluki defense.

Southern Illinois got three first half field goals to give the Salukis a 9-0 lead at the intermission.

Nevada fought back and scored the only points of the third quarter when running back Anthony Corley scored on a two-yard run to pull the Wolf Pack within two points.

Southern Illinois answered back in the fourth quarter with two touchdowns of their own and put Nevada away and out of the IAA playoffs.

I-AA PLAYOFF

December 3rd, 1983

Reno, Nev.

Attendance: 7,878

Nevada 20

North Texas 17 OT

The Wolf Pack picked up their second I-AA playoff victory in as many weeks by defeating North Texas State in overtime, 20-17.

Nevada jumped out to an early 7-0 lead when Eric Beavers completed a 17-yard pass to Scott Threde on their first possession. The Eagles tied the game at seven with a 13-yard touchdown pass at the end of the first quarter.

North Texas took the lead after intermission with a 33-yard field goal. The Pack answered with Beavers second touchdown of the game. North Texas sent the game into overtime, but Zendejas kicked a 32-yard field goal to put Nevada in the semifinals.

- INTRO
- TEAM INFO
- PLAYERS
- COACHES & STAFF
- STATISTICS
- RECORD BOOK
- HISTORY**
- UNIVERSITY

	1 ST	2 ND	3 RD	4 TH	SCORE
Arkansas State	7	3	0	13	23
Nevada	0	7	17	0	24

	1 ST	2 ND	3 RD	4 TH	SCORE
Nevada	0	0	7	0	7
Southern Illinois	3	6	0	14	23

	1 ST	2 ND	3 RD	4 TH	-OT-	SCORE
North Texas	0	7	3	7	0 0	17
Nevada	7	0	0	10	0 3	20

I-AA PLAYOFF

November 26th, 1983

Pocatello, Idaho

Attendance: 10,333

Nevada 27

Idaho State 20

Nevada traveled to Pocatello, Idaho and came away with a I-AA playoff win against Idaho State, 27-20, on Nov. 26, 1983.

The Wolf Pack jumped out to a 14-0 lead at the half with the help of an Otto Kelly three-yard touchdown run and two field goals from Tony Zendejas. Idaho State came out focused in the third quarter putting together back-to-back touchdown drives, cutting Nevada's lead to one. The Wolf Pack responded with 13 unanswered points before the Bengals scored with five minutes left in the game to pull within a touchdown. The Nevada defense took over and stopped Idaho State without a point.

Kelly led Nevada with 145 rushing yards and one TD. Zendejas kicked four field goals, including two from beyond 50 yards.

I-AA PLAYOFF

December 8th, 1979

Richmond, Ky.

Attendance: 5,100

Eastern Kentucky 33

Nevada 30 2OT

This game needed two overtime periods to decide a winner. Eastern Kentucky came ahead when all was said and done by a score of 33-30 of Nevada.

The Wolf Pack found themselves down 23-3 with 12 minutes left in the fourth quarter when they mounted a come back that would send the game into its first overtime.

Frank Hawkins scored with :39 seconds remaining in regulation and capped the 21-0 run to end the game and send it into extra time. Hawkins finished the day with 136 yards.

Nevada finished its season with an 8-4 record.

I-AA PLAYOFF

December 9th, 1978

Reno, Nev.

Attendance: 14,026

Massachusetts 44

Nevada 21

Nevada's first ever I-AA playoff game resulted in a 44-21 loss to the University of Massachusetts on Dec. 9, 1978. 14,026 Fans made their way to Mackay Stadium in Reno, Nev. to witness the game.

The Minute Men had all cylinder rolling right out of the gate, jumping out to a 21-7 led after the first quarter. Massachusetts then extended their led before halftime when they completed a 47-yard pass with 15 seconds remaining.

After halftime, Massachusetts picked up where they left off and opened the lead to 44-7 with 6 minutes remaining in the game. The Pack had one final surge left in them to pull within striking distance, but it was too little, too late.

	1 ST	2 ND	3 RD	4 TH	SCORE
Nevada	3	11	3	10	27
Idaho State	0	0	13	7	20

	1 ST	2 ND	3 RD	4 TH	-OT-	SCORE
Nevada	0	0	3	20	7 0	30
E. Kentucky	13	3	0	7	7 3	33

	1 ST	2 ND	3 RD	4 TH	SCORE
Massachusetts	21	7	13	3	44
Nevada	7	0	0	14	21