



Match: 59 **Date:** 27.06.2010 **Spectators:** 5'000
City: Luhoe
Hall: Luhoe Sport Center
Match duration: **Start:** 16:10 **End:** 18:05 **Total:** 1:55

| Teams | Sets | 1 | 2 | 3 | 4 | 5 | Total |
|---------------------|----------|------|------|------|------|------|-------|
| CHN | 2 | 25 | 23 | 17 | 25 | 11 | 101 |
| SRB | 3 | 21 | 25 | 25 | 21 | 15 | 107 |
| Set duration | | 0:23 | 0:25 | 0:20 | 0:21 | 0:14 | 1:43 |




CHN • China



Spike

Succ. %
Limit: 15.00%

| Rk | No | Name | Spikes | Faults | Shots | Total Attempts | Note |
|-------------------|----|----------------|--------|--------|-------|----------------|-------|
| 1 | 10 | Chen Ping | 24 | 9 | 7 | 40 | 60.00 |
| 2 | 4 | Zhang Chen | 10 | 7 | 3 | 20 | 50.00 |
| 3 | 7 | Zhong Weijun | 7 | 5 | 13 | 25 | 28.00 |
| - | 11 | Yu Dawei | 5 | 1 | 2 | 8 | |
| - | 6 | Liang Chunlong | 3 | 2 | 2 | 7 | |
| - | 8 | Cui Jianjun | 2 | 4 | 1 | 7 | |
| - | 3 | Yuan Zhi | 1 | - | - | 1 | |
| - | 9 | Jiao Shuai | 1 | - | - | 1 | |
| - | 14 | XU Jingtao | - | - | 1 | 1 | |
| - | 15 | Li Runming | 1 | - | - | 1 | |
| - | 16 | Ren Qi | - | - | - | - | |
| - | 17 | Ding Hui | - | - | - | - | |
| Others | | | - | - | - | - | |
| Total Team | | | 54 | 28 | 29 | 111 | 48.65 |




Block

Avg. by set


| Rk | No | Name | Kill Blocks | Faults | Rebounds | Total Attempts | Note |
|-------------------|----|----------------|-------------|--------|----------|----------------|------|
| 1 | 10 | Chen Ping | 3 | 2 | 4 | 9 | 0.60 |
| 1 | 6 | Liang Chunlong | 3 | 5 | 2 | 10 | 0.60 |
| 3 | 7 | Zhong Weijun | 2 | 2 | 1 | 5 | 0.40 |
| 4 | 4 | Zhang Chen | 1 | 1 | 2 | 4 | 0.20 |
| 4 | 14 | XU Jingtao | 1 | 2 | 3 | 6 | 0.20 |
| 4 | 15 | Li Runming | 1 | 2 | 3 | 6 | 0.20 |
| - | 3 | Yuan Zhi | - | - | - | - | |
| - | 8 | Cui Jianjun | - | - | - | - | |
| - | 9 | Jiao Shuai | - | - | - | - | |
| - | 16 | Ren Qi | - | - | - | - | |
| - | 17 | Ding Hui | - | - | - | - | |
| - | 11 | Yu Dawei | - | 1 | 2 | 3 | |
| Others | | | - | - | - | - | |
| Total Team | | | 11 | 15 | 17 | 43 | 2.20 |

Match: 59 **Date:** 27.06.2010 **Spectators:** 5'000
City: Luhoe
Hall: Luhoe Sport Center
Match duration: **Start:** 16:10 **End:** 18:05 **Total:** 1:55

| Teams | Sets | 1 | 2 | 3 | 4 | 5 | Total |
|---------------------|----------|-----------|-----------|-----------|-----------|-----------|------------|
| CHN | 2 | 25 | 23 | 17 | 25 | 11 | 101 |
| SRB | 3 | 21 | 25 | 25 | 21 | 15 | 107 |
| Set duration | | 0:23 | 0:25 | 0:20 | 0:21 | 0:14 | 1:43 |



CHN • China




Serve

Avg. by set

| Rk | No | Name | Aces | Faults | Serve Hits | Total Attempts | Note |
|-------------------|----|----------------|------|--------|------------|----------------|------|
| 1 | 7 | Zhong Weijun | 4 | 6 | 11 | 21 | 0.80 |
| 2 | 11 | Yu Dawei | 2 | 2 | 9 | 13 | 0.40 |
| 3 | 8 | Cui Jianjun | 1 | - | 1 | 2 | 0.20 |
| 3 | 6 | Liang Chunlong | 1 | 1 | 13 | 15 | 0.20 |
| 3 | 15 | Li Runming | 1 | 1 | 11 | 13 | 0.20 |
| 3 | 4 | Zhang Chen | 1 | 2 | 13 | 16 | 0.20 |
| - | 3 | Yuan Zhi | - | - | - | - | |
| - | 14 | XU Jingtao | - | - | 4 | 4 | |
| - | 16 | Ren Qi | - | - | - | - | |
| - | 17 | Ding Hui | - | - | - | - | |
| - | 10 | Chen Ping | - | 3 | 11 | 14 | |
| - | 9 | Jiao Shuai | - | 1 | 2 | 3 | |
| Others | | | - | - | - | - | |
| Total Team | | | 10 | 16 | 75 | 101 | 2.00 |

Team

| | | | | | |
|-------------------------------|----|---|--|----|--|
| Opponent errors & Team faults | 26 | 4 | | 30 | |
|-------------------------------|----|---|--|----|--|



Dig

Avg. by set

| Rk | No | Name | Digs | Faults | Receptions | Total Attempts | Note |
|-------------------|----|----------------|------|--------|------------|----------------|------|
| 1 | 16 | Ren Qi | 3 | 9 | 1 | 13 | 0.60 |
| 2 | 7 | Zhong Weijun | 2 | 7 | - | 9 | 0.40 |
| 3 | 15 | Li Runming | 1 | 3 | 3 | 7 | 0.20 |
| 3 | 9 | Jiao Shuai | 1 | 1 | - | 2 | 0.20 |
| 3 | 10 | Chen Ping | 1 | 7 | 4 | 12 | 0.20 |
| 3 | 6 | Liang Chunlong | 1 | 2 | - | 3 | 0.20 |
| 3 | 11 | Yu Dawei | 1 | 2 | - | 3 | 0.20 |
| - | 3 | Yuan Zhi | - | - | - | - | |
| - | 8 | Cui Jianjun | - | - | - | - | |
| - | 17 | Ding Hui | - | - | - | - | |
| - | 14 | XU Jingtao | - | 1 | 1 | 2 | |
| - | 4 | Zhang Chen | - | 6 | 4 | 10 | |
| Others | | | - | - | - | - | |
| Total Team | | | 10 | 38 | 13 | 61 | 2.00 |



P-3 VOLLEYBALL • Match players ranking

World League 2010
Pool B-Intercontinental Round



Match: 59 **Date:** 27.06.2010 **Spectators:** 5'000
City: Luhoe
Hall: Luhoe Sport Center
Match duration: **Start:** 16:10 **End:** 18:05 **Total:** 1:55

| Teams | Sets | 1 | 2 | 3 | 4 | 5 | Total |
|---------------------|----------|------|------|------|------|------|-------|
| CHN | 2 | 25 | 23 | 17 | 25 | 11 | 101 |
| SRB | 3 | 21 | 25 | 25 | 21 | 15 | 107 |
| Set duration | | 0:23 | 0:25 | 0:20 | 0:21 | 0:14 | 1:43 |



CHN • China



Set

Avg. by set

| Rk | No | Name | Running Sets | Faults | Still Sets | Total Attempts | Note |
|-------------------|----|----------------|--------------|--------|------------|----------------|-------|
| 1 | 15 | Li Runming | 39 | 1 | 30 | 70 | 7.80 |
| 2 | 9 | Jiao Shuai | 11 | - | 5 | 16 | 2.20 |
| 3 | 16 | Ren Qi | 4 | - | 3 | 7 | 0.80 |
| 4 | 4 | Zhang Chen | 2 | - | 2 | 4 | 0.40 |
| 5 | 10 | Chen Ping | 1 | - | 2 | 3 | 0.20 |
| - | 3 | Yuan Zhi | - | - | - | - | |
| - | 6 | Liang Chunlong | - | - | - | - | |
| - | 7 | Zhong Weijun | - | - | 2 | 2 | |
| - | 8 | Cui Jianjun | - | - | - | - | |
| - | 11 | Yu Dawei | - | - | - | - | |
| - | 14 | XU Jingtao | - | - | - | - | |
| - | 17 | Ding Hui | - | - | - | - | |
| Others | | | - | - | - | - | |
| Total Team | | | 57 | 1 | 44 | 102 | 11.40 |



Reception

Eff. %
Limit: 25.00%

| Rk | No | Name | Excellents | Faults | Serve Receptions | Total Attempts | Note |
|-------------------|----|----------------|------------|--------|------------------|----------------|-------|
| 1 | 7 | Zhong Weijun | 26 | 2 | 10 | 38 | 63.16 |
| 2 | 16 | Ren Qi | 12 | 1 | 10 | 23 | 47.83 |
| - | 4 | Zhang Chen | 19 | - | 2 | 21 | |
| - | 17 | Ding Hui | 1 | 1 | 1 | 3 | |
| - | 6 | Liang Chunlong | 1 | - | 1 | 2 | |
| - | 8 | Cui Jianjun | 1 | 1 | - | 2 | |
| - | 15 | Li Runming | 1 | - | - | 1 | |
| - | 3 | Yuan Zhi | - | - | - | - | |
| - | 9 | Jiao Shuai | - | - | - | - | |
| - | 10 | Chen Ping | - | - | - | - | |
| - | 11 | Yu Dawei | - | - | - | - | |
| - | 14 | XU Jingtao | - | - | - | - | |
| Others | | | - | - | - | - | |
| Total Team | | | 61 | 5 | 24 | 90 | 62.22 |



Match: 59 **Date:** 27.06.2010 **Spectators:** 5'000
City: Luhoe
Hall: Luhoe Sport Center
Match duration: **Start:** 16:10 **End:** 18:05 **Total:** 1:55

| Teams | Sets | 1 | 2 | 3 | 4 | 5 | Total |
|---------------------|----------|------|------|------|------|------|-------|
| CHN | 2 | 25 | 23 | 17 | 25 | 11 | 101 |
| SRB | 3 | 21 | 25 | 25 | 21 | 15 | 107 |
| Set duration | | 0:23 | 0:25 | 0:20 | 0:21 | 0:14 | 1:43 |



SRB • Serbia



Spike

Succ. %
Limit: 15.00%

| Rk | No | Name | Spikes | Faults | Shots | Total Attempts | Note |
|-------------------|----|-------------------------|--------|--------|-------|----------------|-------|
| 1 | 15 | Starovic Sasa | 20 | 8 | 10 | 38 | 52.63 |
| 2 | 1 | Kovacevic Nikola | 13 | 5 | 7 | 25 | 52.00 |
| - | 6 | Terzic Milos | 5 | 2 | 7 | 14 | |
| - | 7 | Stankovic Dragan | 7 | 2 | 2 | 11 | |
| - | 10 | Nikic Milos | 2 | 2 | 4 | 8 | |
| - | 17 | Petrovic Borislav | 5 | - | 2 | 7 | |
| - | 5 | Petkovic Vlado | 2 | - | 2 | 4 | |
| - | 2 | Kovacevic Uros | - | - | - | - | |
| - | 9 | Jovovic Nikola | - | - | - | - | |
| - | 14 | Atanasijevic Aleksandar | - | - | - | - | |
| - | 18 | Podrascanin Marko | - | - | - | - | |
| - | 19 | Rosic Nikola | - | - | - | - | |
| Others | | | - | - | - | - | |
| Total Team | | | 54 | 19 | 34 | 107 | 50.47 |



Block

Avg. by set

| Rk | No | Name | Kill Blocks | Faults | Rebounds | Total Attempts | Note |
|-------------------|----|-------------------------|-------------|--------|----------|----------------|------|
| 1 | 15 | Starovic Sasa | 4 | 1 | 7 | 12 | 0.80 |
| 1 | 7 | Stankovic Dragan | 4 | 5 | 4 | 13 | 0.80 |
| 3 | 5 | Petkovic Vlado | 3 | 1 | 1 | 5 | 0.60 |
| 3 | 17 | Petrovic Borislav | 3 | 4 | 4 | 11 | 0.60 |
| 5 | 14 | Atanasijevic Aleksandar | 1 | - | - | 1 | 0.20 |
| 5 | 6 | Terzic Milos | 1 | 1 | 1 | 3 | 0.20 |
| 5 | 1 | Kovacevic Nikola | 1 | 4 | 1 | 6 | 0.20 |
| - | 2 | Kovacevic Uros | - | - | - | - | |
| - | 9 | Jovovic Nikola | - | - | - | - | |
| - | 10 | Nikic Milos | - | - | - | - | |
| - | 18 | Podrascanin Marko | - | - | - | - | |
| - | 19 | Rosic Nikola | - | - | - | - | |
| Others | | | - | - | - | - | |
| Total Team | | | 17 | 16 | 18 | 51 | 3.40 |

Match: 59 **Date:** 27.06.2010 **Spectators:** 5'000
City: Luhoe
Hall: Luhoe Sport Center
Match duration: **Start:** 16:10 **End:** 18:05 **Total:** 1:55

| Teams | Sets | 1 | 2 | 3 | 4 | 5 | Total |
|---------------------|------|------|------|------|------|------|-------|
| CHN | 2 | 25 | 23 | 17 | 25 | 11 | 101 |
| SRB | 3 | 21 | 25 | 25 | 21 | 15 | 107 |
| Set duration | | 0:23 | 0:25 | 0:20 | 0:21 | 0:14 | 1:43 |



SRB • Serbia

| Rk | No | Name | Aces | Faults | Serve Hits | Total Attempts | Note |
|-------------------|----|-------------------------|------|--------|------------|----------------|------|
| 1 | 17 | Petrovic Borislav | 1 | 1 | 16 | 18 | 0.20 |
| 1 | 10 | Nikic Milos | 1 | 1 | 4 | 6 | 0.20 |
| 1 | 1 | Kovacevic Nikola | 1 | 4 | 10 | 15 | 0.20 |
| 1 | 15 | Starovic Sasa | 1 | 7 | 12 | 20 | 0.20 |
| - | 6 | Terzic Milos | - | - | 9 | 9 | |
| - | 14 | Atanasijevic Aleksandar | - | - | - | - | |
| - | 18 | Podrascanin Marko | - | - | - | - | |
| - | 19 | Rosic Nikola | - | - | - | - | |
| - | 7 | Stankovic Dragan | - | 1 | 17 | 18 | |
| - | 5 | Petkovic Vlado | - | 1 | 12 | 13 | |
| - | 9 | Jovovic Nikola | - | 1 | 6 | 7 | |
| - | 2 | Kovacevic Uros | - | 1 | - | 1 | |
| Others | | | - | - | - | - | |
| Total Team | | | 4 | 17 | 86 | 107 | 0.80 |

| Team | Opponent errors & Team faults | Aces | Faults | Serve Hits | Total Attempts | Note |
|------|-------------------------------|------|--------|------------|----------------|------|
| | | 32 | 1 | | 33 | |

| Rk | No | Name | Digs | Faults | Receptions | Total Attempts | Note |
|-------------------|----|-------------------------|------|--------|------------|----------------|------|
| 1 | 19 | Rosic Nikola | 3 | 7 | 4 | 14 | 0.60 |
| 2 | 1 | Kovacevic Nikola | 2 | 12 | - | 14 | 0.40 |
| 3 | 7 | Stankovic Dragan | 1 | 3 | 4 | 8 | 0.20 |
| 3 | 15 | Starovic Sasa | 1 | 2 | 1 | 4 | 0.20 |
| 3 | 6 | Terzic Milos | 1 | 5 | 3 | 9 | 0.20 |
| - | 2 | Kovacevic Uros | - | - | - | - | |
| - | 14 | Atanasijevic Aleksandar | - | - | - | - | |
| - | 18 | Podrascanin Marko | - | - | - | - | |
| - | 17 | Petrovic Borislav | - | 1 | 3 | 4 | |
| - | 5 | Petkovic Vlado | - | 4 | 2 | 6 | |
| - | 10 | Nikic Milos | - | 4 | 1 | 5 | |
| - | 9 | Jovovic Nikola | - | 1 | - | 1 | |
| Others | | | - | - | - | - | |
| Total Team | | | 8 | 39 | 18 | 65 | 1.60 |



P-3 VOLLEYBALL • Match players ranking

World League 2010
Pool B-Intercontinental Round



Match: 59 **Date:** 27.06.2010 **Spectators:** 5'000
City: Luhoe
Hall: Luhoe Sport Center
Match duration: **Start:** 16:10 **End:** 18:05 **Total:** 1:55

| Teams | Sets | 1 | 2 | 3 | 4 | 5 | Total |
|---------------------|------|------|------|------|------|------|-------|
| CHN | 2 | 25 | 23 | 17 | 25 | 11 | 101 |
| SRB | 3 | 21 | 25 | 25 | 21 | 15 | 107 |
| Set duration | | 0:23 | 0:25 | 0:20 | 0:21 | 0:14 | 1:43 |



SRB • Serbia



Set

Avg. by set

| Rk | No | Name | Running Sets | Faults | Still Sets | Total Attempts | Note |
|-------------------|----|-------------------------|--------------|--------|------------|----------------|------|
| 1 | 5 | Petkovic Vlado | 43 | 1 | 39 | 83 | 8.60 |
| 2 | 1 | Kovacevic Nikola | 1 | - | 1 | 2 | 0.20 |
| - | 2 | Kovacevic Uros | - | - | - | - | |
| - | 6 | Terzic Milos | - | - | 1 | 1 | |
| - | 7 | Stankovic Dragan | - | - | 1 | 1 | |
| - | 9 | Jovovic Nikola | - | - | - | - | |
| - | 10 | Nikic Milos | - | - | 1 | 1 | |
| - | 14 | Atanasijevic Aleksandar | - | - | - | - | |
| - | 15 | Starovic Sasa | - | - | - | - | |
| - | 18 | Podrascanin Marko | - | - | - | - | |
| - | 19 | Rosic Nikola | - | - | 1 | 1 | |
| - | 17 | Petrovic Borislav | - | 1 | - | 1 | |
| Others | | | - | - | - | - | |
| Total Team | | | 44 | 2 | 44 | 90 | 8.80 |



Reception

Eff. %
Limit: 25.00%

| Rk | No | Name | Excellents | Faults | Serve Receptions | Total Attempts | Note |
|-------------------|----|-------------------------|------------|--------|------------------|----------------|-------|
| 1 | 1 | Kovacevic Nikola | 16 | 3 | 25 | 44 | 29.55 |
| - | 19 | Rosic Nikola | 9 | 4 | 4 | 17 | |
| - | 6 | Terzic Milos | 1 | - | 12 | 13 | |
| - | 10 | Nikic Milos | 7 | - | 2 | 9 | |
| - | 5 | Petkovic Vlado | - | - | 1 | 1 | |
| - | 2 | Kovacevic Uros | - | - | - | - | |
| - | 7 | Stankovic Dragan | - | - | - | - | |
| - | 9 | Jovovic Nikola | - | - | - | - | |
| - | 14 | Atanasijevic Aleksandar | - | - | - | - | |
| - | 15 | Starovic Sasa | - | - | - | - | |
| - | 17 | Petrovic Borislav | - | - | - | - | |
| - | 18 | Podrascanin Marko | - | - | - | - | |
| Others | | | - | - | - | - | |
| Total Team | | | 33 | 7 | 44 | 84 | 30.95 |

