



Hockey

10-23 August

OFFICIAL RESULTS BOOK





RESULTS SUMMARY As of 22 AUG 2008

成绩总结 / RÉSUMÉ DES RÉSULTATS

Date	Start Time	Match No.	Pitch No.	Phase	Teams	Halftime	Full Time	Extra Time	Penalty Strokes
SUN 10 AUG	08:30	W01	1	Pool WB	JPN vs NZL	2 - 1	2 - 1		
	10:30	W02	1	Pool WA	CHN vs ESP	2 - 0	3 - 0		
	18:00	W03	2	Pool WA	AUS vs KOR	1 - 4	5 - 4		
	18:30	W05	1	Pool WB	ARG vs USA	2 - 1	2 - 2		
	20:30	W04	2	Pool WA	NED vs RSA	2 - 0	6 - 0		
	21:00	W06	1	Pool WB	GER vs GBR	2 - 1	5 - 1		
TUE 12 AUG	08:30	W07	1	Pool WB	ARG vs GBR	2 - 0	2 - 2		
	10:30	W08	1	Pool WA	AUS vs ESP	1 - 1	6 - 1		
	18:00	W09	2	Pool WB	USA vs JPN	0 - 1	1 - 1		
	18:30	W11	1	Pool WA	CHN vs RSA	2 - 0	3 - 0		
	20:30	W10	2	Pool WA	NED vs KOR	2 - 1	3 - 2		
	21:00	W12	1	Pool WB	GER vs NZL	0 - 1	2 - 1		
THU 14 AUG	08:30	W13	1	Pool WA	CHN vs NED	0 - 1	0 - 1		
	10:30	W14	1	Pool WB	USA vs GER	1 - 1	2 - 4		
	18:00	W15	2	Pool WA	ESP vs KOR	2 - 0	2 - 1		
	18:30	W17	1	Pool WB	JPN vs ARG	0 - 0	1 - 2		
	20:30	W16	2	Pool WA	RSA vs AUS	0 - 1	0 - 3		
	21:00	W18	1	Pool WB	NZL vs GBR	1 - 1	1 - 2		
SAT 16 AUG	08:30	W19	1	Pool WB	NZL vs USA	0 - 2	1 - 4		
	10:30	W20	1	Pool WA	AUS vs NED	1 - 1	1 - 2		
	18:00	W21	2	Pool WB	GER vs ARG	0 - 0	0 - 4		
	18:30	W23	1	Pool WA	KOR vs CHN	0 - 2	1 - 6		
	20:30	W22	2	Pool WB	GBR vs JPN	1 - 0	2 - 1		
	21:00	W24	1	Pool WA	ESP vs RSA	1 - 0	1 - 0		
MON 18 AUG	08:30	W25	1	Pool WB	GER vs JPN	0 - 0	1 - 0		
	10:30	W26	1	Pool WA	KOR vs RSA	4 - 0	5 - 2		
	18:00	W27	2	Pool WB	GBR vs USA	0 - 0	0 - 0		
	18:30	W29	1	Pool WA	NED vs ESP	1 - 0	2 - 0		
	20:30	W28	2	Pool WB	ARG vs NZL	1 - 1	3 - 2		
	21:00	W30	1	Pool WA	CHN vs AUS	1 - 0	2 - 2		
WED 20 AUG	08:30	W31	1	Classific. 9th - 10th	KOR vs JPN	1 - 0	2 - 1		
	11:00	W32	1	Classific. 7th - 8th	ESP vs USA	1 - 1	2 - 2	3 - 2	
	18:00	W33	1	Semifinal	GER vs CHN	1 - 1	2 - 3		
	20:30	W34	1	Semifinal	NED vs ARG	3 - 0	5 - 2		
FRI 22 AUG	08:30	W35	1	Classific. 11th - 12th	RSA vs NZL	2 - 1	4 - 1		
	11:00	W36	1	Classific. 5th - 6th	AUS vs GBR	1 - 0	2 - 0		
	18:00	W37	1	Bronze Medal Match	GER vs ARG	0 - 2	1 - 3		
	20:30	W38	1	Gold Medal Match	CHN vs NED	0 - 0	0 - 2		



TOURNAMENT SUMMARY As of 18 AUG 2008
赛事成绩总结 / RÉSUMÉ DE LA COMPÉTITION

POOL WA

Team	AUS	CHN	ESP	KOR	NED	RSA
AUS		2 - 2	6 - 1	5 - 4	1 - 2	3 - 0
CHN	2 - 2		3 - 0	6 - 1	0 - 1	3 - 0
ESP	1 - 6	0 - 3		2 - 1	0 - 2	1 - 0
KOR	4 - 5	1 - 6	1 - 2		2 - 3	5 - 2
NED	2 - 1	1 - 0	2 - 0	3 - 2		6 - 0
RSA	0 - 3	0 - 3	0 - 1	2 - 5	0 - 6	

Rank	Team	Matches				Goals			Points
		Played	Won	Drawn	Lost	For	Against	Diff.	
1	NED	5	5	0	0	14	3	+11	15
2	CHN	5	3	1	1	14	4	+10	10
3	AUS	5	3	1	1	17	9	+8	10
4	ESP	5	2	0	3	4	12	-8	6
5	KOR	5	1	0	4	13	18	-5	3
6	RSA	5	0	0	5	2	18	-16	0

POOL WB

Team	ARG	GBR	GER	JPN	NZL	USA
ARG		2 - 2	4 - 0	2 - 1	3 - 2	2 - 2
GBR	2 - 2		1 - 5	2 - 1	2 - 1	0 - 0
GER	0 - 4	5 - 1		1 - 0	2 - 1	4 - 2
JPN	1 - 2	1 - 2	0 - 1		2 - 1	1 - 1
NZL	2 - 3	1 - 2	1 - 2	1 - 2		1 - 4
USA	2 - 2	0 - 0	2 - 4	1 - 1	4 - 1	

Rank	Team	Matches				Goals			Points
		Played	Won	Drawn	Lost	For	Against	Diff.	
1	GER	5	4	0	1	12	8	+4	12
2	ARG	5	3	2	0	13	7	+6	11
3	GBR	5	2	2	1	7	9	-2	8
4	USA	5	1	3	1	9	8	+1	6
5	JPN	5	1	1	3	5	7	-2	4
6	NZL	5	0	0	5	6	13	-7	0



TOURNAMENT SUMMARY As of 22 AUG 2008
赛事成绩总结 / RÉSUMÉ DE LA COMPÉTITION

Pool Rank

1WB GER - Germany

Semifinal
Match #W33, 20 AUG 18:00
2WA CHN - China

CHN (3-2)

Gold Medal Match
Match #W38, 22 AUG 20:30

NED (2-0)

1WA NED - Netherlands

Semifinal
Match #W34, 20 AUG 20:30
2WB ARG - Argentina

NED (5-2)

GER

Bronze Medal Match
Match #W37, 22 AUG 18:00
ARG

ARG (3-1)

3WA AUS - Australia

Classific. 5th - 6th
Match #W36, 22 AUG 11:00
3WB GBR - Great Britain

AUS (2-0)

4WA ESP - Spain

Classific. 7th - 8th
Match #W32, 20 AUG 11:00
4WB USA - United States

ESP (3-2,AET)

5WA KOR - Korea

Classific. 9th - 10th
Match #W31, 20 AUG 08:30
5WB JPN - Japan

KOR (2-1)

6WA RSA - South Africa

Classific. 11th - 12th
Match #W35, 22 AUG 08:30
6WB NZL - New Zealand

RSA (4-1)

Final Standings

Rank	Team
1	NED - Netherlands
2	CHN - China
3	ARG - Argentina
4	GER - Germany
5	AUS - Australia
6	GBR - Great Britain
7	ESP - Spain
8	USA - United States
9	KOR - Korea
10	JPN - Japan
11	RSA - South Africa
12	NZL - New Zealand

Legend:
AET After Extra Time



MEDALLISTS

奖牌获得者 / MÉDAILLÉS

GOLD	SILVER	BRONZE
------	--------	--------

NED - Netherlands

1 de ROEVER Lisanne
3 MULDER Eefke
4 MOREIRA de MELO Fatima
7 van GEENHUIZEN Miek
9 DIJKSTRA Wieke
11 GODERIE Maartje
12 WELTEN Lidewij
13 SMABERS Minke
14 BOOIJ Minke
15 SCHOPMAN Janneke
17 PAUMEN Maartje
18 van AS Naomi
19 HOOG Ellen
21 POLKAMP Sophie
24 de GOEDE Eva
27 AGLIOTTI Marilyn

CHN - China

1 MA Yibo
3 CHEN Zhaoxia
5 CHENG Hui
7 HUANG Junxia
8 FU Baorong
9 LI Shuang
10 GAO Lihua
11 TANG Chunling
12 ZHOU Wanfeng
16 ZHANG Yimeng
17 LI Hongxia
18 REN Ye
19 CHEN Qiuqi
21 ZHAO Yudiao
22 SONG Qingling
31 PAN Fengzhen

ARG - Argentina

1 SUCCI Belen
3 AICEGA Magdalena
4 LUCHETTI Rosario
7 GULLA Alejandra
8 AYMAR Luciana
10 GARCIA Agustina
11 REBECCHI Carla
12 GONZALEZ OLIVA Mariana
14 MARGALOT Mercedes
15 HERNANDEZ Maria de la Paz
16 ROSSI Mariana
18 VUKOJICIC Paola
19 RUSSO Marine
24 BURKART Claudia
26 KANEVSKY Giselle
27 BARRIONUEVO Noel



MATCH REPORT

比赛报告 / BILAN DU MATCH

Date: **SUN 10 AUG 2008** Time: **10:30** Pool: **WA** Venue: **Olympic Green Hockey Stadium** Pitch: **1** Match No.: **W02**

Result

CHN-China

Full Time	3 - 0
Halftime	2 - 0

ESP-Spain

Time on	Shirt No.	Name	▼ Green	■ Yellow	● Red
X	1	MA Yibo (C)			
6	3	CHEN Zhaoxia			
X	5	CHENG Hui			
19	7	HUANG Junxia			
X	8	FU Baorong			
X	9	LI Shuang			
X	10	GAO Lihua			
X	11	TANG Chunling			
X	12	ZHOU Wanfeng			
X	16	ZHANG Yimeng (GK)			
X	17	LI Hongxia			
9	18	REN Ye			
X	19	CHEN Qiuqi			
9	21	ZHAO Yudiao			
X	22	SONG Qingling			
	31	PAN Fengzhen (GK)			
Coach		KIM Chang Back (KOR)			

Time on	Shirt No.	Name	▼ Green	■ Yellow	● Red
X	1	ROSA Maria Jesus (GK)			
X	2	MENENDEZ Julia			
X	3	YBARRA Rocio			
10	7	MALDA Barbara			
X	9	MUNOZ Silvia (C)			
X	10	BONASTRE Silvia			
12	11	ROMAGOSA Maria			
X	12	EJARQUE Marta			
X	13	HUERTAS Raquel			
X	14	SANCHEZ Pilar			
X	17	CAMON Nuria			
65	19	LOPEZ de EGUILAZ Maria (GK)			
7	20	CRUZ Montse			
X	21	TERMENS Ester			57
7	22	COMERMA Gloria			
X	23	OLIVA Georgina			
Coach		USOZ Pablo			

Team Manager	Signature
DU Zhaocai	
Umpire	Signature
CONEN Ute (GER)	
Judge	Signature
MEYER Carola (GER)	
Technical Officer	Signature
STERN Rosie (AUS)	

Team Manager	Signature
IMBERS Ivet	
Umpire	Signature
de KLERK Marelize (RSA)	
Judge	Signature
MARTENS-HODGES Stephanie (SIN)	
Reserve Umpire	Signature
McRAE Anne (GBR)	

Team	Minute	Shirt No.	Action	Score
CHN	17	8	FG	1 - 0
CHN	31	17	FG	2 - 0
CHN	37	10	FG	3 - 0

Team	Minute	Shirt No.	Action	Score

Team	Minute	Shirt No.	Action	Score

Remarks

Tournament Director - ELLIS Janet (CAN)

Legend:	(C) Captain	(GK) Goalkeeper	FG Field Goal	X Starting Player
----------------	-------------	-----------------	---------------	-------------------

Match Highlights



WOMEN'S POOL WA MATCH W02

Olympic Green Hockey Stadium / SUN 10 AUG 2008 / START TIME: 10:30

CHN - China		Final Score		ESP - Spain	
		3-0			

Match No.: W02 **Time:** 10:30 **Weather Conditions:** Light Rain,27C, Humidity 85%

Umpires: CONEN Ute(GER) ; de KLERK Marelize(RSA)

Reserve Umpire: McRAE Anne(GBR)

Match Statistics

CHN		Goals / Shots					Cards		ESP		Goals / Shots					Cards			
Coach: KIM Chang Back		Total	%	FG	PC	PS	G	Y	R	Coach: USOZ Pablo		Total	%	FG	PC	PS	G	Y	R
1	MA Yibo (C)	0/2	0	0/2						1	ROSA Maria Jesus (GK)								
3	CHEN Zhaoxia									2	MENENDEZ Julia								
5	CHENG Hui	0/1	0	0/1						3	YBARRA Rocio	0/1	0	0/1					
7	HUANG Junxia									7	MALDA Barbara								
8	FU Baorong	1/1	100	1/1						9	MUNOZ Silvia (C)								
9	LI Shuang									10	BONASTRE Silvia								
10	GAO Lihua	1/2	50	1/2						11	ROMAGOSA Maria	0/1	0	0/1					
11	TANG Chunling	0/1	0	0/1						12	EJARQUE Marta								
12	ZHOU Wanfeng									13	HUERTAS Raquel								
16	ZHANG Yimeng (GK)									14	SANCHEZ Pilar								
17	LI Hongxia	1/1	100	1/1						17	CAMON Nuria								
18	REN Ye									19	LOPEZ de EGUILAZ Maria (GK)								
19	CHEN Qiuqi									20	CRUZ Montse								
21	ZHAO Yudiao	0/2	0	0/2						21	TERMENS Ester	0/1	0	0/1					1
22	SONG Qingling									22	COMERMA Gloria								
31	PAN Fengzhen (GK)									23	OLIVA Georgina	0/1	0	0/1	0/3				
Totals:		3/10	30	3/8	0/2					Totals:	0/4	0	0/1	0/3					1

Play By Play

Time	Action	Score	Team	No.	Player	Time	Action	Score	Team	No.	Player
First Half						Second Half					
05:40	Serious Injury		CHN	19	CHEN Qiuqi	35:00	Sub. No 7 off		ESP	20	CRUZ Montse
05:56	Sub. No 19 off		CHN	3	CHEN Zhaoxia	36:25	Shot Goal	3-0	CHN	10	GAO Lihua
06:32	Sub. No 13 off		ESP	20	CRUZ Montse	39:49	PC		CHN		
06:36	Sub. No 2 off		ESP	22	COMERMA Gloria	40:30	Shot PC GK save		CHN	1	MA Yibo
07:07	PC		CHN			40:53	Sub. No 22 off		CHN	18	REN Ye
08:02	Shot PC Save		CHN	1	MA Yibo	40:56	Sub. No 8 off		CHN	21	ZHAO Yudiao
08:12	Sub. No 22 off		CHN	18	REN Ye	42:06	Serious Injury		ESP	3	YBARRA Rocio
08:24	Sub. No 8 off		CHN	21	ZHAO Yudiao	42:37	Sub. No 5 off		CHN	22	SONG Qingling
09:28	Sub. No 9 off		ESP	7	MALDA Barbara	42:54	Sub. No 10 off		CHN	8	FU Baorong
09:40	Sub. No 17 off		CHN	22	SONG Qingling	43:47	Sub. No 3 off		ESP	21	TERMENS Ester
10:47	Sub. No 5 off		CHN	17	LI Hongxia	44:17	Sub. No 11 off		CHN	10	GAO Lihua
11:06	Sub. No 3 off		CHN	19	CHEN Qiuqi	44:46	Sub. No 22 off		CHN	5	CHENG Hui
11:08	Sub. No 10 off		CHN	8	FU Baorong	44:59	Sub. No 9 off		CHN	7	HUANG Junxia
11:37	Sub. No 12 off		ESP	11	ROMAGOSA Maria	45:14	Sub. No 20 off		ESP	7	MALDA Barbara
11:58	PC		ESP			45:55	Sub. No 21 off		CHN	11	TANG Chunling
12:48	Shot PC Miss		ESP	23	OLIVA Georgina	46:48	Sub. No 22 off		ESP	13	HUERTAS Raquel
13:07	Sub. No 18 off		CHN	5	CHENG Hui	46:52	Sub. No 17 off		CHN	22	SONG Qingling
13:14	Sub. No 11 off		CHN	10	GAO Lihua	47:17	Sub. No 7 off		CHN	9	LI Shuang
13:34	Sub. No 21 off		ESP	2	MENENDEZ Julia	48:26	Sub. No 9 off		ESP	20	CRUZ Montse
14:35	Sub. No 21 off		CHN	11	TANG Chunling	48:29	Sub. No 18 off		CHN	17	LI Hongxia
14:42	Sub. No 17 off		CHN	18	REN Ye	49:11	Sub. No 8 off		CHN	21	ZHAO Yudiao
16:06	Shot Goal	1-0	CHN	8	FU Baorong	50:05	Shot Miss		CHN	21	ZHAO Yudiao
16:14	Sub. No 20 off		ESP	13	HUERTAS Raquel	50:12	Sub. No 5 off		CHN	18	REN Ye
17:15	Sub. No 23 off		ESP	21	TERMENS Ester	50:38	Shot Save		CHN	11	TANG Chunling
17:55	Sub. No 8 off		CHN	21	ZHAO Yudiao	50:51	Sub. No 21 off		ESP	22	COMERMA Gloria
18:04	Sub. No 22 off		CHN	17	LI Hongxia	51:48	Sub. No 11 off		CHN	8	FU Baorong
18:41	Sub. No 1 off		CHN	7	HUANG Junxia	52:23	Sub. No 11 off		ESP	3	YBARRA Rocio
18:46	Sub. No 7 off		ESP	9	MUNOZ Silvia	52:34	Sub. No 17 off		ESP	21	TERMENS Ester
18:52	Sub. No 17 off		ESP	20	CRUZ Montse	52:51	PC		ESP		
19:27	Sub. No 7 off		CHN	1	MA Yibo	53:33	Shot PC GK save		ESP	3	YBARRA Rocio

20:08	Sub. No 10 off	CHN	8	FU Baorong	53:39	Sub. No 21 off	CHN	11	TANG Chunling	
21:01	Sub. No 5 off	CHN	22	SONG Qingling	54:13	Sub. No 7 off	ESP	9	MUNOZ Silvia	
21:40	Sub. No 22 off	ESP	23	OLIVA Georgina	54:56	Sub. No 17 off	CHN	5	CHENG Hui	
22:23	Sub. No 11 off	CHN	10	GAO Lihua	55:30	Sub. No 18 off	CHN	3	CHEN Zhaoxia	
22:49	Sub. No 13 off	ESP	17	CAMON Nuria	55:54	Sub. No 23 off	ESP	17	CAMON Nuria	
23:13	Sub. No 17 off	CHN	5	CHENG Hui	55:57	Sub. No 12 off	ESP	10	BONASTRE Silvia	
24:22	Sub. No 21 off	CHN	11	TANG Chunling	56:35	Sub. No 11 off	CHN	17	LI Hongxia	
24:35	Shot Miss	ESP	21	TERMENS Ester	56:44	Green Card	ESP	21	TERMENS Ester	
24:50	Sub. No 18 off	CHN	17	LI Hongxia	57:05	Shot Save	CHN	5	CHENG Hui	
25:40	Sub. No 10 off	ESP	12	EJARQUE Marta	57:27	Sub. No 8 off	CHN	21	ZHAO Yudiao	
26:17	Sub. No 22 off	CHN	18	REN Ye	57:57	Sub. No 10 off	CHN	11	TANG Chunling	
27:42	Sub. No 2 off	ESP	22	COMERMA Gloria	58:24	Sub. No 5 off	CHN	18	REN Ye	
27:49	Sub. No 9 off	ESP	7	MALDA Barbara	59:15	Sub. No 13 off	ESP	7	MALDA Barbara	
28:34	Sub. No 8 off	CHN	21	ZHAO Yudiao	60:05	Sub. No 21 off	ESP	23	OLIVA Georgina	
28:38	Sub. No 5 off	CHN	22	SONG Qingling	60:48	Sub. No 3 off	CHN	8	FU Baorong	
28:53	Sub. No 20 off	ESP	13	HUERTAS Raquel	60:51	Shot Miss	CHN	21	ZHAO Yudiao	
30:05	Sub. No 10 off	CHN	8	FU Baorong	61:00	Sub. No 18 off	CHN	5	CHENG Hui	
30:13	Sub. No 18 off	CHN	5	CHENG Hui	61:18	Sub. No 12 off	CHN	7	HUANG Junxia	
30:33	Shot Goal	2-0	CHN	17	LI Hongxia	61:35	Sub. No 2 off	ESP	11	ROMAGOSA Maria
30:42	Sub. No 13 off	ESP	9	MUNOZ Silvia	62:33	Sub. No 11 off	CHN	10	GAO Lihua	
32:21	Sub. No 21 off	ESP	2	MENENDEZ Julia	62:36	Sub. No 17 off	CHN	18	REN Ye	
32:37	Sub. No 21 off	CHN	10	GAO Lihua	63:02	PC	ESP			
					63:55	PC No Shot	ESP	11	ROMAGOSA Maria	
					64:34	Sub. No 7 off	CHN	3	CHEN Zhaoxia	
					64:41	Sub. No 1 off	ESP	19	LOPEZ de EGUILAZ Maria	
					64:32	Sub. No 20 off	ESP	13	HUERTAS Raquel	
					64:38	Sub. No 8 off	CHN	11	TANG Chunling	
					64:43	Sub. No 10 off	ESP	12	EJARQUE Marta	
					65:25	Sub. No 22 off	CHN	17	LI Hongxia	
					65:30	Shot Miss	CHN	10	GAO Lihua	
					65:47	Sub. No 22 off	ESP	21	TERMENS Ester	
					65:50	Sub. No 10 off	CHN	8	FU Baorong	
					66:27	Sub. No 17 off	ESP	2	MENENDEZ Julia	
					66:47	Sub. No 18 off	CHN	22	SONG Qingling	
					67:30	Sub. No 8 off	CHN	10	GAO Lihua	
					67:43	Sub. No 5 off	CHN	18	REN Ye	
					68:28	Sub. No 9 off	ESP	20	CRUZ Montse	
					69:28	Sub. No 21 off	CHN	8	FU Baorong	

Pool WA Standings

Rank	Teams	P	W	D	L	GF	GA	GD	Pts
1	CHN	1	1	0	0	3	0	+3	3
2	ESP	1	0	0	1	0	3	-3	0
3	AUS	0	0	0	0	0	0	0	0
3	KOR	0	0	0	0	0	0	0	0
3	NED	0	0	0	0	0	0	0	0
3	RSA	0	0	0	0	0	0	0	0

Pool WA Next Round Matches

Teams	Date	Time
AUS vs KOR	10 AUG 2008	18:00
NED vs RSA	10 AUG 2008	20:30
AUS vs ESP	12 AUG 2008	10:30
CHN vs RSA	12 AUG 2008	18:30
NED vs KOR	12 AUG 2008	20:30

Legend

AET - After Extra Time
G - Green Card
GF - Goals For
PC - Penalty Corner
Pts - Points
W - Matches Won
(C) - Captain

D - Matches Drawn
GA - Goals Against
L - Matches Lost
PS - Penalty Stroke
R - Red Card
Y - Yellow Card
(GK) - Goalkeeper

FG - Field Goal
GD - Goals Difference
P - Matches Played
PSC - Penalty Stroke Competition
S - Suspended
% - Conversion Percentage

26:02	Shot Goal	1-2	KOR	22	KIM Darae	49:07	Shot Goal	3-4	AUS	13	LIDDELOW Shelly
27:19	Sub. No 14 off		AUS	4	EASTHAM Casey	49:41	Sub. No 22 off		KOR	9	PARK Mi Hyun
28:11	Shot Miss		KOR	17	SEO Hye Jin	50:19	Sub. No 6 off		AUS	15	McGURK Kobie
28:12	PC		KOR			51:07	Sub. No 23 off		KOR	11	KIM Mi Seon
28:31	Shot PC Miss		KOR	7	LEE Seon Ok	51:31	Sub. No 17 off		KOR	14	EUM Mi Young
31:06	Sub. No 8 off		KOR	9	PARK Mi Hyun	52:05	Sub. No 13 off		AUS	28	MUNRO Hope
31:13	Shot Miss		KOR	9	PARK Mi Hyun	52:19	Sub. No 29 off		AUS	12	BLYTH Madonna
31:23	PC		KOR			52:32	Sub. No 25 off		AUS	11	HALLIDAY Emily
31:47	Shot PC Goal	1-3	KOR	15	GIM Sung Hee	53:25	Shot GK save		KOR	15	GIM Sung Hee
32:27	Sub. No 17 off		KOR	15	GIM Sung Hee	54:31	Sub. No 4 off		AUS	7	WALKER Kim
32:37	PC		KOR			54:34	Shot Miss		AUS	32	HUDSON Nicole
33:04	Sub. No 6 off		AUS	25	WELLS Melanie	55:01	Shot Goal	4-4	AUS	30	YOUNG Sarah
33:41	Shot Goal	1-4	KOR	9	PARK Mi Hyun	55:43	Shot GK save		AUS	12	BLYTH Madonna
						56:26	Sub. No 32 off		AUS	13	LIDDELOW Shelly
						57:37	Sub. No 14 off		AUS	6	RIVERS Megan
						58:06	PC		AUS		
						59:03	Shot PC GK save		AUS	24	LAMBERT Angela
						59:13	Sub. No 14 off		KOR	17	SEO Hye Jin
						59:34	Sub. No 24 off		AUS	25	WELLS Melanie
						59:52	Green Card		KOR	7	LEE Seon Ok
						59:55	Sub. No 15 off		AUS	29	ATTARD Teneal
						62:09	Sub. No 30 off		AUS	24	LAMBERT Angela
						62:43	Sub. No 6 off		AUS	4	EASTHAM Casey
						63:02	Sub. No 15 off		KOR	10	KIM Jin Kyoung
						63:40	Sub. No 28 off		AUS	15	McGURK Kobie
						63:57	Shot GK save		KOR	12	KIM Jong Eun
						64:15	Sub. No 29 off		AUS	32	HUDSON Nicole
						64:19	Sub. No 7 off		AUS	6	RIVERS Megan
						64:45	Shot Goal	5-4	AUS	4	EASTHAM Casey
						65:05	Sub. No 12 off		AUS	14	ARROLD Jessica
						66:14	Sub. No 13 off		AUS	30	YOUNG Sarah
						66:58	Shot GK save		AUS	6	RIVERS Megan

Pool WA Standings

Rank	Teams	P	W	D	L	GF	GA	GD	Pts
1	CHN	1	1	0	0	3	0	+3	3
2	AUS	1	1	0	0	5	4	+1	3
3	KOR	1	0	0	1	4	5	-1	0
4	ESP	1	0	0	1	0	3	-3	0
5	NED	0	0	0	0	0	0	0	0
5	RSA	0	0	0	0	0	0	0	0

Pool WA Next Round Matches

Teams	Date	Time
NED vs RSA	10 AUG 2008	20:30
AUS vs ESP	12 AUG 2008	10:30
CHN vs RSA	12 AUG 2008	18:30
NED vs KOR	12 AUG 2008	20:30

Legend

AET - After Extra Time
G - Green Card
GF - Goals For
PC - Penalty Corner
Pts - Points
W - Matches Won
(C) - Captain

D - Matches Drawn
GA - Goals Against
L - Matches Lost
PS - Penalty Stroke
R - Red Card
Y - Yellow Card
(GK) - Goalkeeper

FG - Field Goal
GD - Goals Difference
P - Matches Played
PSC - Penalty Stroke Competition
S - Suspended
% - Conversion Percentage



MATCH REPORT

比赛报告 / BILAN DU MATCH

Date: SUN 10 AUG 2008 Time: 18:00 Pool: WA Venue: Olympic Green Hockey Stadium Pitch: 2 Match No.: W03

Result

AUS-Australia

Full Time	5 - 4
Halftime	1 - 4

KOR-Korea

Time on	Shirt No.	Name	▼ Green	■ Yellow	● Red
X	4	EASTHAM Casey			
6	6	RIVERS Megan			
7	7	WALKER Kim			
	10	HOLLYWOOD Kate			
X	11	HALLIDAY Emily			
X	12	BLYTH Madonna			
6	13	LIDDELOW Shelly			
X	14	ARROLD Jessica			
X	15	McGURK Kobie			
X	17	IMISON Rachel (GK)			
X	24	LAMBERT Angela			
X	25	WELLS Melanie			
X	28	MUNRO Hope			
7	29	ATTARD Teneal			
X	30	YOUNG Sarah			
X	32	HUDSON Nicole (C)			
Coach		MURRAY Frank			

Time on	Shirt No.	Name	▼ Green	■ Yellow	● Red
X	1	MOON Young Hui (GK)			
	3	CHO Hye Sook			
X	5	KIM Young Ran			
X	7	LEE Seon Ok (C)	60		
X	8	KIM Jung Hee			
X	9	PARK Mi Hyun			
14	10	KIM Jin Kyoung			
X	11	KIM Mi Seon			
X	12	KIM Jong Eun			
X	14	EUM Mi Young			
X	15	GIM Sung Hee			
18	17	SEO Hye Jin			
X	18	PARK Jeong Sook			
X	19	KIM Eun Sil			
17	22	KIM Darae			
13	23	HAN Hye Lyoung			
Coach		HAN Jin Soo			

Team Manager	Signature
BOOTH Elizabeth	
Umpire	Signature
IPARRUGUIRRE Soledad (ARG)	
Judge	Signature
TUERO Anna (ESP)	
Technical Officer	Signature
PIGRETTI Laura (ARG)	

Team Manager	Signature
YOO Duk	
Umpire	Signature
BARTLEMA Stella (NED)	
Judge	Signature
MORROW Sheila (GBR)	
Reserve Umpire	Signature
SPITALERI Gina (ITA)	

Team	Minute	Shirt No.	Action	Score
KOR	18	11	FG	0 - 1
AUS	25	13	FG	1 - 1
KOR	27	22	FG	1 - 2
KOR	32	15	PC	1 - 3
KOR	34	9	FG	1 - 4

Team	Minute	Shirt No.	Action	Score
AUS	47	32	FG	2 - 4
AUS	50	13	FG	3 - 4
AUS	56	30	FG	4 - 4
AUS	65	4	FG	5 - 4

Team	Minute	Shirt No.	Action	Score

Remarks

Tournament Director - ELLIS Janet (CAN)

Legend:						
(C)	Captain	(GK)	Goalkeeper	FG	Field Goal	PC
X	Starting Player					Penalty Corner

Match Highlights



WOMEN'S POOL WA MATCH W03

Olympic Green Hockey Stadium / SUN 10 AUG 2008 / START TIME: 18:00

AUS - Australia		Final Score		KOR - Korea	
		5-4			

Match No.: W03 **Time:** 18:00 **Weather Conditions:** Torrential Rain, 26C, Humidity 99%

Umpires: IPARRUGUIRRE Soledad(ARG) ; BARTLEMA Stella(NED)
Reserve Umpire: SPITALERI Gina(ITA)

Match Statistics

AUS		Goals / Shots					Cards			KOR		Goals / Shots					Cards		
Coach: MURRAY Frank	Total	%	FG	PC	PS	G	Y	R	Coach: HAN Jin Soo	Total	%	FG	PC	PS	G	Y	R		
4 EASTHAM Casey	1/1	100	1/1						1 MOON Young Hui (GK)										
6 RIVERS Megan	0/2	0	0/2						3 CHO Hye Sook										
7 WALKER Kim									5 KIM Young Ran										
10 HOLLYWOOD Kate									7 LEE Seon Ok (C)	0/1	0		0/1				1		
11 HALLIDAY Emily									8 KIM Jung Hee										
12 BLYTH Madonna	0/1	0	0/1						9 PARK Mi Hyun	1/3	33	1/3							
13 LIDDELOW Shelly	2/2	100	2/2						10 KIM Jin Kyoung										
14 ARROLD Jessica									11 KIM Mi Seon	1/1	100	1/1							
15 McGURK Kobie									12 KIM Jong Eun	0/1	0	0/1							
17 IMISON Rachel (GK)									14 EUM Mi Young										
24 LAMBERT Angela	0/2	0		0/2					15 GIM Sung Hee	1/3	33	0/2	1/1						
25 WELLS Melanie									17 SEO Hye Jin	0/1	0	0/1							
28 MUNRO Hope									18 PARK Jeong Sook										
29 ATTARD Teneal									19 KIM Eun Sil	0/1	0		0/1						
30 YOUNG Sarah	1/3	33	1/3						22 KIM Darae	1/1	100	1/1							
32 HUDSON Nicole (C)	1/2	50	1/2						23 HAN Hye Lyoung										
Totals:	5/13	38	5/11	0/2					Totals:	4/12	33	3/9	1/3				1		

Play By Play

Time	Action	Score	Team	No.	Player	Time	Action	Score	Team	No.	Player
First Half						Second Half					
05:49	Sub. No 4 off		AUS	13	LIDDELOW Shelly	35:23	Sub. No 7 off		AUS	14	ARROLD Jessica
05:55	Sub. No 32 off		AUS	6	RIVERS Megan	35:33	Sub. No 13 off		AUS	15	McGURK Kobie
06:43	Sub. No 24 off		AUS	29	ATTARD Teneal	35:40	Sub. No 29 off		AUS	30	YOUNG Sarah
06:59	Sub. No 30 off		AUS	7	WALKER Kim	35:47	Sub. No 4 off		AUS	32	HUDSON Nicole
06:59	Sub. No 14 off		KOR	23	HAN Hye Lyoung	36:01	Sub. No 10 off		KOR	8	KIM Jung Hee
08:53	Shot GK save		AUS	6	RIVERS Megan	36:12	Shot GK save		AUS	30	YOUNG Sarah
09:27	Shot GK save		KOR	9	PARK Mi Hyun	36:27	Sub. No 22 off		KOR	11	KIM Mi Seon
10:09	Sub. No 15 off		AUS	4	EASTHAM Casey	36:35	Sub. No 23 off		KOR	14	EUM Mi Young
10:13	Sub. No 28 off		AUS	24	LAMBERT Angela	37:38	Shot Save		AUS	30	YOUNG Sarah
10:33	Sub. No 14 off		AUS	32	HUDSON Nicole	39:43	Sub. No 15 off		KOR	10	KIM Jin Kyoung
12:29	Sub. No 12 off		AUS	25	WELLS Melanie	40:40	Sub. No 32 off		AUS	13	LIDDELOW Shelly
12:52	Sub. No 12 off		KOR	10	KIM Jin Kyoung	41:02	Sub. No 25 off		AUS	6	RIVERS Megan
13:57	Sub. No 14 off		KOR	22	KIM Darae	41:13	Sub. No 24 off		AUS	7	WALKER Kim
14:38	Sub. No 6 off		AUS	30	YOUNG Sarah	41:23	Sub. No 30 off		AUS	29	ATTARD Teneal
16:38	Sub. No 9 off		KOR	14	EUM Mi Young	44:50	Sub. No 12 off		KOR	23	HAN Hye Lyoung
17:10	Shot Goal	0-1	KOR	11	KIM Mi Seon	44:56	Sub. No 9 off		KOR	22	KIM Darae
17:28	Sub. No 15 off		KOR	17	SEO Hye Jin	45:09	Sub. No 28 off		AUS	4	EASTHAM Casey
19:18	PC		KOR			45:26	Sub. No 18 off		KOR	15	GIM Sung Hee
20:30	Shot PC Miss		KOR	19	KIM Eun Sil	45:35	Sub. No 14 off		KOR	17	SEO Hye Jin
20:43	Sub. No 13 off		AUS	28	MUNRO Hope	46:01	Sub. No 15 off		AUS	24	LAMBERT Angela
20:50	Sub. No 7 off		AUS	12	BLYTH Madonna	46:34	Sub. No 14 off		AUS	32	HUDSON Nicole
20:56	Sub. No 32 off		AUS	14	ARROLD Jessica	46:42	Sub. No 12 off		AUS	25	WELLS Melanie
21:28	PC		AUS			46:48	Shot Goal	2-4	AUS	32	HUDSON Nicole
21:32	Sub. No 11 off		KOR	12	KIM Jong Eun	48:21	Sub. No 7 off		AUS	30	YOUNG Sarah
22:23	Shot PC GK save		AUS	24	LAMBERT Angela	48:26	Shot Miss		KOR	15	GIM Sung Hee
22:53	Sub. No 4 off		AUS	6	RIVERS Megan	48:31	Sub. No 11 off		AUS	14	ARROLD Jessica
23:00	Sub. No 25 off		AUS	13	LIDDELOW Shelly	48:51	Sub. No 11 off		KOR	12	KIM Jong Eun
24:03	Shot Goal	1-1	AUS	13	LIDDELOW Shelly	48:54	Serious Injury		AUS	7	WALKER Kim
24:05	Sub. No 30 off		AUS	7	WALKER Kim	48:58	Sub. No 10 off		KOR	18	PARK Jeong Sook



MATCH REPORT

比赛报告 / BILAN DU MATCH

Date: SUN 10 AUG 2008 Time: 20:30 Pool: WA Venue: Olympic Green Hockey Stadium Pitch: 2 Match No.: W04

Result

NED-Netherlands

Full Time	6 - 0
Halftime	2 - 0

RSA-South Africa

Time on	Shirt No.	Name	▼ Green	■ Yellow	● Red
X	1	de ROEVER Lisanne (GK)			
X	3	MULDER Eefke			
X	4	MOREIRA de MELO Fatima			
12	7	van GEENHUIZEN Miek			
12	9	DIJKSTRA Wieke			
X	11	GODERIE Maartje			
11	12	WELTEN Lidewij			
X	13	SMABERS Minke			
X	14	BOOIJ Minke (C)			
X	15	SCHOPMAN Janneke			
X	17	PAUMEN Maartje			
10	18	van AS Naomi			
X	19	HOOG Ellen			
X	21	POLKAMP Sophie			
X	24	de GOEDE Eva			
10	27	AGLIOTTI Marilyn			
Coach		LAMMERS Marc			

Time on	Shirt No.	Name	▼ Green	■ Yellow	● Red
X	1	RIX Mariette (GK)			
59	2	MANGISA Vuyisanani (GK)			
X	3	HECTOR Kate			
X	5	HOSKING Taryn	21		
X	7	BROWN Cindy			
X	8	MARESCIA Marsha (C)			
14	10	RUSSELL Shelley			
X	13	DEETLEFS Lisa-Marie			
X	16	WILSON Jennifer			
9	17	GEORGE Leslie-Ann			
X	18	RYAN Vida			
X	19	RYAN Vidette			
22	21	MARAIS Lenise			
X	22	TAYLOR Kathleen			
12	24	BUTLER Fiona			
X	29	BRIGHT Tarryn			
Coach		KING Jennifer			

Team Manager	Signature
LE POOLE Sandra	
Umpire	Signature
ROACH Lisa (AUS)	
Judge	Signature
LIU Huirong (CHN)	
Technical Officer	Signature
STERN Rosie (AUS)	

Team Manager	Signature
BAAITJIES Shaune	
Umpire	Signature
de la FUENTE Carolina (ARG)	
Judge	Signature
MEYER Carola (GER)	
Reserve Umpire	Signature
SPITALERI Gina (ITA)	

Team	Minute	Shirt No.	Action	Score
NED	5	3	FG	1 - 0
NED	27	27	PC	2 - 0
NED	46	17	PC	3 - 0
NED	56	14	PC	4 - 0
NED	58	17	PC	5 - 0

Team	Minute	Shirt No.	Action	Score
NED	66	9	FG	6 - 0

Team	Minute	Shirt No.	Action	Score

Remarks

Tournament Director - ELLIS Janet (CAN)

Legend:						
(C)	Captain	(GK)	Goalkeeper	FG	Field Goal	PC
X	Starting Player					Penalty Corner

Match Highlights



WOMEN'S POOL WA MATCH W04

Olympic Green Hockey Stadium / SUN 10 AUG 2008 / START TIME: 20:30

NED - Netherlands	Final Score	RSA - South Africa
	6-0	

Match No.: W04 **Time:** 20:30 **Weather Conditions:** Torrential Rain, 26C, Humidity 99%

Umpires: ROACH Lisa(AUS) ; de la FUENTE Carolina(ARG)
Reserve Umpire: SPITALERI Gina(ITA)

Match Statistics

NED		Goals / Shots					Cards		RSA		Goals / Shots					Cards				
Coach:	LAMMERS Marc	Total	%	FG	PC	PS	G	Y	R	Coach:	KING Jennifer	Total	%	FG	PC	PS	G	Y	R	
1	de ROEVER Lisanne (GK)									1	RIX Mariette (GK)									
3	MULDER Eefke	1/1	100	1/1						2	MANGISA Vuyisanani (GK)									
4	MOREIRA de MELO Fatima	0/1	0	0/1						3	HECTOR Kate									
7	van GEENHUIZEN Miek	0/1	0	0/1						5	HOSKING Taryn									1
9	DIJKSTRA Wieke	1/1	100	1/1						7	BROWN Cindy									
11	GODERIE Maartje									8	MARESCIA Marsha (C)									
12	WELTEN Lidewij	0/1	0	0/1						10	RUSSELL Shelley									
13	SMABERS Minke									13	DEETLEFS Lisa-Marie									
14	BOOIJ Minke (C)	1/2	50		1/2					16	WILSON Jennifer	0/1	0	0/1						
15	SCHOPMAN Janneke	0/1	0	0/1						17	GEORGE Leslie-Ann									
17	PAUMEN Maartje	2/7	28	0/2	2/5					18	RYAN Vida									
18	van AS Naomi									19	RYAN Vidette									
19	HOOG Ellen									21	MARAIS Lenise									
21	POLKAMP Sophie									22	TAYLOR Kathleen									
24	de GOEDE Eva									24	BUTLER Fiona									
27	AGLIOTTI Marilyn	1/1	100		1/1					29	BRIGHT Tarryn									
Totals:		6/16	37	2/8	4/8					Totals:		0/1	0	0/1						1

Play By Play

Time	Action	Score	Team	No.	Player	Time	Action	Score	Team	No.	Player
First Half						Second Half					
03:17	Shot Miss		NED	4	MOREIRA de MELO Fatima	35:55	Sub. No 4 off		NED	12	WELTEN Lidewij
04:01	Shot Goal	1-0	NED	3	MULDER Eefke	36:03	Sub. No 9 off		NED	19	HOOG Ellen
08:13	Sub. No 8 off		RSA	17	GEORGE Leslie-Ann	36:09	Sub. No 18 off		NED	21	POLKAMP Sophie
09:13	Sub. No 24 off		NED	27	AGLIOTTI Marilyn	36:17	Sub. No 21 off		RSA	13	DEETLEFS Lisa-Marie
09:22	Sub. No 19 off		NED	18	van AS Naomi	40:59	Shot GK save		RSA	16	WILSON Jennifer
10:11	Sub. No 4 off		NED	12	WELTEN Lidewij	42:36	Sub. No 12 off		NED	4	MOREIRA de MELO Fatima
11:09	Sub. No 29 off		RSA	24	BUTLER Fiona	42:39	Sub. No 19 off		NED	18	van AS Naomi
11:55	Sub. No 11 off		NED	9	DIJKSTRA Wieke	43:18	Sub. No 8 off		RSA	17	GEORGE Leslie-Ann
11:59	Sub. No 3 off		NED	7	van GEENHUIZEN Miek	43:47	Sub. No 24 off		NED	27	AGLIOTTI Marilyn
13:50	Sub. No 22 off		RSA	10	RUSSELL Shelley	44:00	Sub. No 3 off		NED	7	van GEENHUIZEN Miek
15:39	PC		NED			44:43	PC		NED		
16:26	Shot PC GK save		NED	14	BOOIJ Minke	45:08	Shot PC Goal	3-0	NED	17	PAUMEN Maartje
16:45	Shot Save		NED	12	WELTEN Lidewij	45:18	Sub. No 29 off		RSA	24	BUTLER Fiona
18:03	Sub. No 3 off		RSA	8	MARESCIA Marsha	45:25	Sub. No 18 off		RSA	10	RUSSELL Shelley
18:14	Sub. No 16 off		RSA	29	BRIGHT Tarryn	47:38	Shot GK save		NED	7	van GEENHUIZEN Miek
19:13	PC		NED			48:05	PC		NED		
19:52	Shot PC Miss		NED	17	PAUMEN Maartje	48:48	Shot PC GK save		NED	17	PAUMEN Maartje
20:35	Green Card		RSA	5	HOSKING Taryn	49:00	Sub. No 11 off		NED	9	DIJKSTRA Wieke
21:46	Sub. No 12 off		NED	4	MOREIRA de MELO Fatima	50:07	Sub. No 22 off		RSA	18	RYAN Vida
21:49	Sub. No 19 off		RSA	21	MARAIS Lenise	50:18	Sub. No 19 off		RSA	21	MARAIS Lenise
21:51	Sub. No 18 off		NED	19	HOOG Ellen	53:16	Sub. No 18 off		NED	19	HOOG Ellen
22:28	Sub. No 18 off		RSA	22	TAYLOR Kathleen	53:22	Sub. No 27 off		NED	24	de GOEDE Eva
22:33	Sub. No 21 off		NED	24	de GOEDE Eva	53:51	Sub. No 4 off		NED	12	WELTEN Lidewij
24:50	Sub. No 13 off		NED	11	GODERIE Maartje	54:09	Sub. No 3 off		RSA	8	MARESCIA Marsha
25:29	PC		NED			54:25	Sub. No 17 off		RSA	29	BRIGHT Tarryn

26:13	Shot PC Goal	2-0	<u>NED</u>	27	<u>AGLIOTTI Marilyn</u>	55:02	PC		<u>NED</u>		
26:35	Sub. No 27 off		<u>NED</u>	3	<u>MULDER Eefke</u>	55:37	Shot PC Goal	4-0	<u>NED</u>	14	<u>BOOIJ Minke</u>
27:49	Sub. No 24 off		<u>RSA</u>	16	<u>WILSON Jennifer</u>	56:52	PC		<u>NED</u>		
29:18	Sub. No 17 off		<u>RSA</u>	3	<u>HECTOR Kate</u>	57:30	Shot PC Goal	5-0	<u>NED</u>	17	<u>PAUMEN Maartje</u>
29:23	Sub. No 10 off		<u>RSA</u>	18	<u>RYAN Vida</u>	57:44	Sub. No 13 off		<u>RSA</u>	19	<u>RYAN Vidette</u>
29:39	Sub. No 13 off		<u>RSA</u>	19	<u>RYAN Vidette</u>	58:21	Sub. No 1 off		<u>RSA</u>	2	<u>MANGISA Vuyisanani</u>
29:58	Sub. No 19 off		<u>NED</u>	18	<u>van AS Naomi</u>	58:22	Sub. No 18 off		<u>RSA</u>	22	<u>TAYLOR Kathleen</u>
32:18	Shot Miss		<u>NED</u>	17	<u>PAUMEN Maartje</u>	58:41	Sub. No 24 off		<u>NED</u>	11	<u>GODERIE Maartje</u>
33:30	Sub. No 7 off		<u>NED</u>	13	<u>SMABERS Minke</u>	61:17	Shot GK save		<u>NED</u>	15	<u>SCHOPMAN Janneke</u>
						62:00	Sub. No 7 off		<u>NED</u>	3	<u>MULDER Eefke</u>
						62:13	Sub. No 16 off		<u>RSA</u>	3	<u>HECTOR Kate</u>
						63:30	Sub. No 12 off		<u>NED</u>	4	<u>MOREIRA de MELO Fatima</u>
						64:19	Sub. No 21 off		<u>NED</u>	24	<u>de GOEDE Eva</u>
						64:25	Sub. No 19 off		<u>NED</u>	18	<u>van AS Naomi</u>
						64:49	Sub. No 11 off		<u>NED</u>	27	<u>AGLIOTTI Marilyn</u>
						65:49	Shot Goal	6-0	<u>NED</u>	9	<u>DIJKSTRA Wieke</u>
						66:12	Sub. No 7 off		<u>RSA</u>	13	<u>DEETLEFS Lisa-Marie</u>
						66:19	Sub. No 10 off		<u>RSA</u>	16	<u>WILSON Jennifer</u>
						66:25	Sub. No 29 off		<u>RSA</u>	17	<u>GEORGE Leslie-Ann</u>
						67:08	PC		<u>NED</u>		
						67:18	Shot PC GK save		<u>NED</u>	17	<u>PAUMEN Maartje</u>
						68:18	Minor Injury		<u>NED</u>	15	<u>SCHOPMAN Janneke</u>
						68:19	Sub. No 15 off		<u>NED</u>	21	<u>POLKAMP Sophie</u>
						68:24	Shot Miss		<u>NED</u>	17	<u>PAUMEN Maartje</u>
						68:49	Serious Injury		<u>NED</u>	17	<u>PAUMEN Maartje</u>
						68:25	Sub. No 17 off		<u>NED</u>	7	<u>van GEENHUIZEN Miek</u>

Pool WA Standings

Rank	Teams	P	W	D	L	GF	GA	GD	Pts
1	<u>NED</u>	1	1	0	0	6	0	+6	3
2	<u>CHN</u>	1	1	0	0	3	0	+3	3
3	<u>AUS</u>	1	1	0	0	5	4	+1	3
4	<u>KOR</u>	1	0	0	1	4	5	-1	0
5	<u>ESP</u>	1	0	0	1	0	3	-3	0
6	<u>RSA</u>	1	0	0	1	0	6	-6	0

Pool WA Next Round Matches

Teams	Date	Time
<u>AUS</u> vs <u>ESP</u>	12 AUG 2008	10:30
<u>CHN</u> vs <u>RSA</u>	12 AUG 2008	18:30
<u>NED</u> vs <u>KOR</u>	12 AUG 2008	20:30

Legend

AET - After Extra Time
G - Green Card
GF - Goals For
PC - Penalty Corner
Pts - Points
W - Matches Won
(C) - Captain

D - Matches Drawn
GA - Goals Against
L - Matches Lost
PS - Penalty Stroke
R - Red Card
Y - Yellow Card
(GK) - Goalkeeper

FG - Field Goal
GD - Goals Difference
P - Matches Played
PSC - Penalty Stroke Competition
S - Suspended
% - Conversion Percentage



MATCH REPORT

比赛报告 / BILAN DU MATCH

Date: TUE 12 AUG 2008 Time: 10:30 Pool: WA Venue: Olympic Green Hockey Stadium Pitch: 1 Match No.: W08

Result

AUS-Australia

Full Time	6 - 1
Halftime	1 - 1

ESP-Spain

Time on	Shirt No.	Name	▼ Green	■ Yellow	● Red
X	4	EASTHAM Casey			
X	6	RIVERS Megan			
6	7	WALKER Kim			
43	10	HOLLYWOOD Kate			
X	11	HALLIDAY Emily			
X	12	BLYTH Madonna			
6	13	LIDDELOW Shelly	18		
X	14	ARROLD Jessica			
X	15	McGURK Kobie			
X	17	IMISON Rachel (GK)			
X	24	LAMBERT Angela			
X	25	WELLS Melanie (C)			
X	28	MUNRO Hope			
6	29	ATTARD Teneal			
X	30	YOUNG Sarah			
6	32	HUDSON Nicole			
Coach		MURRAY Frank			

Time on	Shirt No.	Name	▼ Green	■ Yellow	● Red
X	1	ROSA Maria Jesus (GK)			
X	2	MENENDEZ Julia			
X	3	YBARRA Rocio			
12	7	MALDA Barbara			
X	9	MUNOZ Silvia (C)			
X	10	BONASTRE Silvia			
X	11	ROMAGOSA Maria			
15	12	EJARQUE Marta			
X	13	HUERTAS Raquel			
X	14	SANCHEZ Pilar			
X	17	CAMON Nuria			
	19	LOPEZ de EGUILAZ Maria (GK)			
11	20	CRUZ Montse			
X	21	TERMENS Ester			
11	22	COMERMA Gloria			
X	23	OLIVA Georgina			
Coach		USOZ Pablo			

Team Manager	Signature
BOOTH Elizabeth	
Umpire	Signature
SOMA Chieko (JPN)	
Judge	Signature
LIU Huirong (CHN)	
Technical Officer	Signature
PIGRETTI Laura (ARG)	

Team Manager	Signature
IMBERS Ivet	
Umpire	Signature
MIAO Lin (CHN)	
Judge	Signature
MEYER Carola (GER)	
Reserve Umpire	Signature
LEE Keum Ju (KOR)	

Team	Minute	Shirt No.	Action	Score
ESP	6	9	PC	0 - 1
AUS	27	24	PC	1 - 1
AUS	47	32	FG	2 - 1
AUS	54	4	PC	3 - 1
AUS	60	24	PC	4 - 1

Team	Minute	Shirt No.	Action	Score
AUS	66	11	PC	5 - 1
AUS	70	6	FG	6 - 1

Team	Minute	Shirt No.	Action	Score

Remarks

Tournament Director - ELLIS Janet (CAN)

Legend:						
(C)	Captain	(GK)	Goalkeeper	FG	Field Goal	PC
X	Starting Player					Penalty Corner

Match Highlights



WOMEN'S POOL WA MATCH W08

Olympic Green Hockey Stadium / TUE 12 AUG 2008 / START TIME: 10:30

AUS - Australia		Final Score		ESP - Spain	
		6-1			

Match No.: W08 **Time:** 10:30 **Weather Conditions:** Cloudy, 25C, Humidity 90%

Umpires: SOMA Chieko(JPN) ; MIAO Lin(CHN)

Reserve Umpire: LEE Keum Ju(KOR)

Match Statistics

AUS		Goals / Shots					Cards		ESP		Goals / Shots					Cards			
Coach: MURRAY Frank		Total	%	FG	PC	PS	G	Y	R	Coach: USOZ Pablo		Total	%	FG	PC	PS	G	Y	R
4	EASTHAM Casey	1/3	33	0/2	1/1					1	ROSA Maria Jesus (GK)								
6	RIVERS Megan	1/3	33	1/3						2	MENENDEZ Julia								
7	WALKER Kim									3	YBARRA Rocio	0/1	0	0/1					
10	HOLLYWOOD Kate									7	MALDA Barbara								
11	HALLIDAY Emily	1/1	100		1/1					9	MUNOZ Silvia (C)	1/1	100	1/1					
12	BLYTH Madonna									10	BONASTRE Silvia								
13	LIDDELOW Shelly							1		11	ROMAGOSA Maria	0/3	0	0/3					
14	ARROLD Jessica									12	EJARQUE Marta								
15	McGURK Kobie									13	HUERTAS Raquel								
17	IMISON Rachel (GK)									14	SANCHEZ Pilar								
24	LAMBERT Angela	2/3	66		2/3					17	CAMON Nuria								
25	WELLS Melanie (C)									19	LOPEZ de EGUILAZ Maria (GK)								
28	MUNRO Hope	0/2	0	0/2						20	CRUZ Montse								
29	ATTARD Teneal									21	TERMENS Ester								
30	YOUNG Sarah	0/2	0	0/1	0/1					22	COMERMA Gloria								
32	HUDSON Nicole	1/3	33	1/3						23	OLIVA Georgina								
Totals:		6/17	35	2/11	4/6		1			Totals:		1/5	20	1/5					

Play By Play

Time	Action	Score	Team	No.	Player	Time	Action	Score	Team	No.	Player
First Half						Second Half					
02:39	Shot GK save		AUS	28	MUNRO Hope	35:00	Sub. No 20 off		ESP	13	HUERTAS Raquel
03:00	Shot Save		AUS	6	RIVERS Megan	35:00	Sub. No 10 off		ESP	12	EJARQUE Marta
03:49	Shot GK save		AUS	28	MUNRO Hope	35:00	Sub. No 9 off		ESP	7	MALDA Barbara
03:57	Shot Miss		AUS	30	YOUNG Sarah	35:00	Sub. No 22 off		ESP	2	MENENDEZ Julia
04:44	PC		ESP			35:00	Sub. No 13 off		AUS	14	ARROLD Jessica
05:21	Shot PC GK save		ESP	11	ROMAGOSA Maria	35:00	Sub. No 7 off		AUS	15	McGURK Kobie
05:25	Shot PC Goal	0-1	ESP	9	MUNOZ Silvia	35:00	Sub. No 29 off		AUS	28	MUNRO Hope
05:34	Sub. No 4 off		AUS	13	LIDDELOW Shelly	35:00	Sub. No 32 off		AUS	12	BLYTH Madonna
05:41	Sub. No 24 off		AUS	29	ATTARD Teneal	35:52	Shot Miss		AUS	4	EASTHAM Casey
05:45	Sub. No 6 off		AUS	32	HUDSON Nicole	37:12	PC		AUS		
05:48	Sub. No 25 off		AUS	7	WALKER Kim	38:12	Shot PC Save		AUS	24	LAMBERT Angela
08:49	Sub. No 30 off		AUS	4	EASTHAM Casey	40:32	Sub. No 4 off		AUS	13	LIDDELOW Shelly
09:52	Sub. No 28 off		AUS	6	RIVERS Megan	42:59	Serious Injury		AUS	13	LIDDELOW Shelly
10:11	Sub. No 2 off		ESP	22	COMERMA Gloria	43:00	Sub. No 13 off		AUS	10	HOLLYWOOD Kate
10:24	Sub. No 13 off		ESP	20	CRUZ Montse	43:12	Sub. No 7 off		ESP	9	MUNOZ Silvia
10:42	Sub. No 14 off		AUS	25	WELLS Melanie	43:29	Sub. No 6 off		AUS	32	HUDSON Nicole
11:01	Sub. No 9 off		ESP	7	MALDA Barbara	43:32	Sub. No 25 off		AUS	7	WALKER Kim
11:33	Sub. No 15 off		AUS	24	LAMBERT Angela	43:41	Sub. No 24 off		AUS	29	ATTARD Teneal
13:25	Sub. No 23 off		ESP	2	MENENDEZ Julia	44:48	Sub. No 12 off		ESP	10	BONASTRE Silvia
14:17	Sub. No 10 off		ESP	12	EJARQUE Marta	45:31	Sub. No 30 off		AUS	4	EASTHAM Casey
14:21	Sub. No 12 off		AUS	30	YOUNG Sarah	46:04	Shot Goal	2-1	AUS	32	HUDSON Nicole
16:33	Sub. No 11 off		AUS	15	McGURK Kobie	46:23	Sub. No 28 off		AUS	6	RIVERS Megan
17:20	Sub. No 32 off		AUS	28	MUNRO Hope	46:28	Sub. No 15 off		AUS	24	LAMBERT Angela
17:36	Green Card		AUS	13	LIDDELOW Shelly	46:56	Sub. No 12 off		AUS	30	YOUNG Sarah
17:42	PC		ESP			48:04	Sub. No 13 off		ESP	20	CRUZ Montse
18:24	Shot PC Save		ESP	11	ROMAGOSA Maria	48:10	Sub. No 2 off		ESP	22	COMERMA Gloria
18:30	Sub. No 13 off		AUS	12	BLYTH Madonna	49:27	Shot Miss		AUS	32	HUDSON Nicole
18:38	PC		ESP			49:55	Sub. No 11 off		AUS	15	McGURK Kobie
19:06	Shot PC Save		ESP	3	YBARRA Rocio	50:00	Sub. No 21 off		ESP	2	MENENDEZ Julia
19:20	PC		ESP			50:05	Sub. No 23 off		ESP	7	MALDA Barbara

19:20	Shot PC Save	ESP	11	ROMAGOSA Maria	50:44	Sub. No 10 off	AUS	12	BLYTH Madonna
20:00	Sub. No 28 off	AUS	11	HALLIDAY Emily	51:45	Sub. No 32 off	AUS	28	MUNRO Hope
20:14	Sub. No 20 off	ESP	13	HUERTAS Raquel	52:00	Sub. No 29 off	AUS	11	HALLIDAY Emily
20:19	Sub. No 17 off	ESP	9	MUNOZ Silvia	53:04	PC	AUS		
20:22	Sub. No 7 off	AUS	14	ARROLD Jessica	53:50	Shot PC Goal	3-1 AUS	4	EASTHAM Casey
20:46	Sub. No 21 off	ESP	23	OLIVA Georgina	53:58	Sub. No 10 off	ESP	12	EJARQUE Marta
21:37	Sub. No 29 off	AUS	28	MUNRO Hope	54:55	Shot GK save	AUS	6	RIVERS Megan
23:11	Sub. No 7 off	ESP	17	CAMON Nuria	56:25	Sub. No 17 off	ESP	21	TERMENS Ester
23:17	Sub. No 6 off	AUS	32	HUDSON Nicole	56:47	Sub. No 9 off	ESP	13	HUERTAS Raquel
23:19	Sub. No 4 off	AUS	13	LIDDELOW Shelly	57:14	Sub. No 6 off	AUS	32	HUDSON Nicole
24:15	Sub. No 25 off	AUS	7	WALKER Kim	57:52	Sub. No 4 off	AUS	10	HOLLYWOOD Kate
25:05	PC	AUS			58:35	PC	AUS		
26:50	Shot PC Goal	1-1 AUS	24	LAMBERT Angela	59:24	Shot PC Goal	4-1 AUS	24	LAMBERT Angela
27:01	Sub. No 12 off	ESP	10	BONASTRE Silvia	61:12	Sub. No 24 off	AUS	29	ATTARD Teneal
27:03	Sub. No 24 off	AUS	29	ATTARD Teneal	61:19	Sub. No 2 off	ESP	23	OLIVA Georgina
27:09	Sub. No 2 off	ESP	21	TERMENS Ester	61:22	Sub. No 14 off	ESP	10	BONASTRE Silvia
27:43	Sub. No 30 off	AUS	4	EASTHAM Casey	62:34	PC	AUS		
28:51	Sub. No 28 off	AUS	6	RIVERS Megan	63:37	Shot PC Miss	AUS	30	YOUNG Sarah
29:48	Sub. No 14 off	AUS	25	WELLS Melanie	63:45	Sub. No 7 off	ESP	9	MUNOZ Silvia
30:05	Shot GK save	AUS	4	EASTHAM Casey	63:48	Sub. No 20 off	ESP	17	CAMON Nuria
30:44	Sub. No 13 off	ESP	20	CRUZ Montse	64:06	Sub. No 30 off	AUS	4	EASTHAM Casey
30:52	Sub. No 15 off	AUS	24	LAMBERT Angela	64:09	Sub. No 28 off	AUS	6	RIVERS Megan
31:30	Sub. No 12 off	AUS	30	YOUNG Sarah	64:26	Sub. No 14 off	AUS	25	WELLS Melanie
					64:29	PC	AUS		
					65:17	Shot PC Goal	5-1 AUS	11	HALLIDAY Emily
					65:26	Sub. No 15 off	AUS	24	LAMBERT Angela
					65:35	Sub. No 12 off	AUS	30	YOUNG Sarah
					67:11	Sub. No 29 off	AUS	15	McGURK Kobie
					67:32	Shot Miss	AUS	32	HUDSON Nicole
					69:56	Shot Goal	6-1 AUS	6	RIVERS Megan

Pool WA Standings

Rank	Teams	P	W	D	L	GF	GA	GD	Pts
1	AUS	2	2	0	0	11	5	+6	6
2	NED	1	1	0	0	6	0	+6	3
3	CHN	1	1	0	0	3	0	+3	3
4	KOR	1	0	0	1	4	5	-1	0
5	RSA	1	0	0	1	0	6	-6	0
6	ESP	2	0	0	2	1	9	-8	0

Pool WA Next Round Matches

Teams	Date	Time
CHN vs RSA	12 AUG 2008	18:30
NED vs KOR	12 AUG 2008	20:30
CHN vs NED	14 AUG 2008	08:30
ESP vs KOR	14 AUG 2008	18:00
RSA vs AUS	14 AUG 2008	20:30

Legend

AET - After Extra Time
G - Green Card
GF - Goals For
PC - Penalty Corner
Pts - Points
W - Matches Won
(C) - Captain

D - Matches Drawn
GA - Goals Against
L - Matches Lost
PS - Penalty Stroke
R - Red Card
Y - Yellow Card
(GK) - Goalkeeper

FG - Field Goal
GD - Goals Difference
P - Matches Played
PSC - Penalty Stroke Competition
S - Suspended
% - Conversion Percentage



MATCH REPORT

比赛报告 / BILAN DU MATCH

Date: TUE 12 AUG 2008 Time: 20:30 Pool: WA Venue: Olympic Green Hockey Stadium Pitch: 2 Match No.: W10

Result

NED-Netherlands

Full Time	3 - 2
Halftime	2 - 1

KOR-Korea

Time on	Shirt No.	Name	▼ Green	■ Yellow	● Red
X	1	de ROEVER Lisanne (GK)			
X	3	MULDER Eefke			
X	4	MOREIRA de MELO Fatima			
14	7	van GEENHUIZEN Miek			
13	9	DIJKSTRA Wieke			
X	11	GODERIE Maartje			
10	12	WELTEN Lidewij			
X	13	SMABERS Minke			
X	14	BOOIJ Minke (C)	9		
X	15	SCHOPMAN Janneke			
X	17	PAUMEN Maartje			
X	18	van AS Naomi			
X	19	HOOG Ellen			
	21	POLKAMP Sophie			
X	24	de GOEDE Eva			
13	27	AGLIOTTI Marilyn			
Coach		LAMMERS Marc			

Time on	Shirt No.	Name	▼ Green	■ Yellow	● Red
X	1	MOON Young Hui (GK)			
49	3	CHO Hye Sook			
X	5	KIM Young Ran			
X	7	LEE Seon Ok (C)			
X	8	KIM Jung Hee			
21	9	PARK Mi Hyun			
X	10	KIM Jin Kyoung			
X	11	KIM Mi Seon			
X	12	KIM Jong Eun			
26	14	EUM Mi Young	42		
X	15	GIM Sung Hee			
11	17	SEO Hye Jin			
X	18	PARK Jeong Sook			
X	19	KIM Eun Sil			
20	22	KIM Darae			
X	23	HAN Hye Lyoung			
Coach		HAN Jin Soo			

Team Manager	Signature
LE POOLE Sandra	
Umpire	Signature
ASHTON-LUCY Julie (AUS)	
Judge	Signature
MARTENS-HODGES Stephanie (SIN)	
Technical Officer	Signature
PIGRETTI Laura (ARG)	

Team Manager	Signature
YOO Duk	
Umpire	Signature
CONEN Ute (GER)	
Judge	Signature
GILL Julia (GBR)	
Reserve Umpire	Signature
de la FUENTE Carolina (ARG)	

Team	Minute	Shirt No.	Action	Score
NED	3	17	PC	1 - 0
KOR	4	7	PC	1 - 1
NED	7	15	PC	2 - 1
KOR	39	7	PS	2 - 2
NED	55	17	PC	3 - 2

Team	Minute	Shirt No.	Action	Score

Team	Minute	Shirt No.	Action	Score

Remarks

Tournament Director - ELLIS Janet (CAN)

Legend:						
(C)	Captain	(GK)	Goalkeeper	PC	Penalty Corner	PS
X	Starting Player					Penalty Stroke

Match Highlights



WOMEN'S POOL WA MATCH W10

Olympic Green Hockey Stadium / TUE 12 AUG 2008 / START TIME: 20:30

NED - Netherlands		Final Score		KOR - Korea	
		3-2			

Match No.: W10 **Time:** 20:30 **Weather Conditions:** Cloudy, 29C, Humidity 65%

Umpires: ASHTON-LUCY Julie(AUS) ; CONEN Ute(GER)
Reserve Umpire: de la FUENTE Carolina(ARG)

Match Statistics

NED		Goals / Shots					Cards			KOR		Goals / Shots					Cards		
Coach: LAMMERS Marc		Total	%	FG	PC	PS	G	Y	R	Coach: HAN Jin Soo		Total	%	FG	PC	PS	G	Y	R
1	de ROEVER Lisanne (GK)									1	MOON Young Hui (GK)								
3	MULDER Eefke									3	CHO Hye Sook								
4	MOREIRA de MELO Fatima									5	KIM Young Ran								
7	van GEENHUIZEN Miek									7	LEE Seon Ok (C)	2/3	66		1/2	1/1			
9	DIJKSTRA Wieke	0/3	0	0/2	0/1					8	KIM Jung Hee								
11	GODERIE Maartje	0/1	0	0/1						9	PARK Mi Hyun	0/1	0	0/1					
12	WELTEN Lidewij	0/1	0	0/1						10	KIM Jin Kyoung								
13	SMABERS Minke	0/1	0		0/1					11	KIM Mi Seon	0/1	0	0/1					
14	BOOIJ Minke (C)	0/1	0		0/1		1			12	KIM Jong Eun								
15	SCHOPMAN Janneke	1/3	33	0/1	1/2					14	EUM Mi Young								1
17	PAUMEN Maartje	2/4	50		2/4					15	GIM Sung Hee								
18	van AS Naomi	0/1	0	0/1						17	SEO Hye Jin								
19	HOOG Ellen	0/1	0	0/1						18	PARK Jeong Sook	0/1	0	0/1					
21	POLKAMP Sophie									19	KIM Eun Sil								
24	de GOEDE Eva									22	KIM Darae								
27	AGLIOTTI Marilyn									23	HAN Hye Lyoung								
Totals:		3/16	18	0/7	3/9		1			Totals:	2/6	33	0/3	1/2	1/1	1			

Play By Play

Time	Action	Score	Team	No.	Player	Time	Action	Score	Team	No.	Player
First Half						Second Half					
01:56	PC		NED			35:43	Sub. No 21 off		NED	24	de GOEDE Eva
02:37	Shot PC Goal	1-0	NED	17	PAUMEN Maartje	36:47	Sub. No 7 off		NED	4	MOREIRA de MELO Fatima
03:21	PC		KOR			36:51	Sub. No 9 off		NED	18	van AS Naomi
03:56	Shot PC Goal	1-1	KOR	7	LEE Seon Ok	37:00	Sub. No 27 off		NED	24	de GOEDE Eva
05:53	PC		NED			38:14	Sub. No 10 off		KOR	12	KIM Jong Eun
06:36	Shot PC Goal	2-1	NED	15	SCHOPMAN Janneke	38:18	Sub. No 22 off		KOR	15	GIM Sung Hee
09:00	Green Card		NED	14	BOOIJ Minke	38:27	Shot GK save		KOR	18	PARK Jeong Sook
09:40	Sub. No 4 off		NED	12	WELTEN Lidewij	38:38	Shot PS Goal	2-2	KOR	7	LEE Seon Ok
10:01	Sub. No 23 off		KOR	17	SEO Hye Jin	41:12	Sub. No 4 off		NED	12	WELTEN Lidewij
11:52	Minor Injury		NED	15	SCHOPMAN Janneke	41:25	Green Card		KOR	14	EUM Mi Young
12:50	Sub. No 18 off		NED	27	AGLIOTTI Marilyn	41:34	Sub. No 11 off		KOR	10	KIM Jin Kyoung
12:54	Sub. No 11 off		NED	9	DIJKSTRA Wieke	41:59	Sub. No 19 off		NED	27	AGLIOTTI Marilyn
13:37	Sub. No 3 off		NED	7	van GEENHUIZEN Miek	44:31	Sub. No 11 off		NED	9	DIJKSTRA Wieke
13:55	Shot GK save		NED	19	HOOG Ellen	44:50	Sub. No 12 off		KOR	11	KIM Mi Seon
15:25	PC		NED			46:24	Sub. No 9 off		NED	19	HOOG Ellen
16:10	Shot PC Save		NED	17	PAUMEN Maartje	46:35	Sub. No 3 off		NED	7	van GEENHUIZEN Miek
16:22	PC		NED			46:44	Sub. No 14 off		KOR	17	SEO Hye Jin
16:32	Shot PC GK save		NED	15	SCHOPMAN Janneke	47:44	Sub. No 9 off		KOR	12	KIM Jong Eun
16:44	Serious Injury		NED	24	de GOEDE Eva	48:05	Sub. No 5 off		KOR	3	CHO Hye Sook
16:55	Sub. No 24 off		NED	11	GODERIE Maartje	48:43	Serious Injury		KOR	5	KIM Young Ran
19:28	Sub. No 12 off		KOR	22	KIM Darae	49:32	Sub. No 15 off		KOR	22	KIM Darae
20:11	Sub. No 10 off		KOR	9	PARK Mi Hyun	49:54	Sub. No 18 off		NED	9	DIJKSTRA Wieke
20:22	Sub. No 19 off		NED	18	van AS Naomi	50:33	Shot GK save		NED	15	SCHOPMAN Janneke
21:49	Sub. No 12 off		NED	4	MOREIRA de MELO Fatima	50:57	Shot Miss		KOR	11	KIM Mi Seon
25:24	Sub. No 17 off		KOR	14	EUM Mi Young	51:52	Sub. No 27 off		NED	11	GODERIE Maartje
25:52	Minor Injury		NED	18	van AS Naomi	53:41	Shot GK save		NED	9	DIJKSTRA Wieke
25:59	Sub. No 11 off		KOR	12	KIM Jong Eun	53:42	Shot GK save		NED	11	GODERIE Maartje
26:54	Sub. No 18 off		KOR	10	KIM Jin Kyoung	53:48	PC		NED		

27:24	PC			<u>KOR</u>						54:31	Shot PC Goal	3-2	<u>NED</u>	17	<u>PAUMEN Maartje</u>
28:08	Shot PC Save			<u>KOR</u>	7	<u>LEE Seon Ok</u>				54:37	Sub. No 12 off		<u>KOR</u>	9	<u>PARK Mi Hyun</u>
29:52	Sub. No 15 off			<u>KOR</u>	18	<u>PARK Jeong Sook</u>				54:41	Sub. No 12 off		<u>NED</u>	4	<u>MOREIRA de MELO Fatima</u>
31:20	Sub. No 12 off			<u>KOR</u>	11	<u>KIM Mi Seon</u>				54:44	Sub. No 19 off		<u>NED</u>	18	<u>van AS Naomi</u>
32:25	Sub. No 4 off			<u>NED</u>	3	<u>MULDER Eefke</u>				54:48	Sub. No 18 off		<u>KOR</u>	15	<u>GIM Sung Hee</u>
32:29	Sub. No 18 off			<u>NED</u>	19	<u>HOOG Ellen</u>				55:35	PC		<u>NED</u>		
										56:18	Shot PC Miss		<u>NED</u>	13	<u>SMABERS Minke</u>
										57:57	Sub. No 7 off		<u>NED</u>	3	<u>MULDER Eefke</u>
										58:20	Shot GK save		<u>NED</u>	18	<u>van AS Naomi</u>
										59:40	Sub. No 3 off		<u>KOR</u>	14	<u>EUM Mi Young</u>
										59:45	Sub. No 10 off		<u>KOR</u>	18	<u>PARK Jeong Sook</u>
										60:39	Sub. No 11 off		<u>NED</u>	19	<u>HOOG Ellen</u>
										61:46	Sub. No 3 off		<u>NED</u>	7	<u>van GEENHUIZEN Miek</u>
										62:46	Sub. No 4 off		<u>NED</u>	27	<u>AGLIOTTI Marilyn</u>
										62:53	Sub. No 22 off		<u>KOR</u>	12	<u>KIM Jong Eun</u>
										63:58	Shot GK save		<u>NED</u>	9	<u>DIJKSTRA Wieke</u>
										65:18	Shot GK save		<u>KOR</u>	9	<u>PARK Mi Hyun</u>
										67:09	Sub. No 18 off		<u>NED</u>	12	<u>WELTEN Lidewij</u>
										67:31	Shot GK save		<u>NED</u>	12	<u>WELTEN Lidewij</u>
										67:37	PC		<u>NED</u>		
										68:23	Shot PC Miss		<u>NED</u>	17	<u>PAUMEN Maartje</u>
										68:34	Sub. No 19 off		<u>NED</u>	11	<u>GODERIE Maartje</u>
										69:50	PC		<u>NED</u>		
										70+	Shot PC GK save		<u>NED</u>	9	<u>DIJKSTRA Wieke</u>
										70+	Shot PC GK save		<u>NED</u>	14	<u>BOOIJ Minke</u>

Pool WA Standings

Rank	Teams	P	W	D	L	GF	GA	GD	Pts
1	<u>NED</u>	2	2	0	0	9	2	+7	6
2	<u>AUS</u>	2	2	0	0	11	5	+6	6
3	<u>CHN</u>	2	2	0	0	6	0	+6	6
4	<u>KOR</u>	2	0	0	2	6	8	-2	0
5	<u>ESP</u>	2	0	0	2	1	9	-8	0
6	<u>RSA</u>	2	0	0	2	0	9	-9	0

Pool WA Next Round Matches

Teams	Date	Time
<u>CHN</u> vs <u>NED</u>	14 AUG 2008	08:30
<u>ESP</u> vs <u>KOR</u>	14 AUG 2008	18:00
<u>RSA</u> vs <u>AUS</u>	14 AUG 2008	20:30

Legend

AET - After Extra Time
 G - Green Card
 GF - Goals For
 PC - Penalty Corner
 Pts - Points
 W - Matches Won
 (C) - Captain

D - Matches Drawn
 GA - Goals Against
 L - Matches Lost
 PS - Penalty Stroke
 R - Red Card
 Y - Yellow Card
 (GK) - Goalkeeper

FG - Field Goal
 GD - Goals Difference
 P - Matches Played
 PSC - Penalty Stroke Competition
 S - Suspended
 % - Conversion Percentage



MATCH REPORT

比赛报告 / BILAN DU MATCH

Date: TUE 12 AUG 2008 Time: 18:30 Pool: WA Venue: Olympic Green Hockey Stadium Pitch: 1 Match No.: W11

Result

CHN-China

Full Time	3 - 0
Halftime	2 - 0

RSA-South Africa

Time on	Shirt No.	Name	Green	Yellow	Red
X	1	MA Yibo (C)			
	3	CHEN Zhaoxia			
X	5	CHENG Hui			
26	7	HUANG Junxia			
X	8	FU Baorong			
X	9	LI Shuang		52	
X	10	GAO Lihua			
X	11	TANG Chunling			
X	12	ZHOU Wanfeng			
X	16	ZHANG Yimeng (GK)			
X	17	LI Hongxia			
6	18	REN Ye			
X	19	CHEN Qiuqi	X		
6	21	ZHAO Yudiao			
X	22	SONG Qingling			
	31	PAN Fengzhen (GK)			
Coach		KIM Chang Back (KOR)			

Time on	Shirt No.	Name	Green	Yellow	Red
X	1	RIX Mariette (GK)			
	2	MANGISA Vuyisanani (GK)			
X	3	HECTOR Kate			
X	5	HOSKING Taryn			
24	7	BROWN Cindy			
X	8	MARESCIA Marsha (C)			
13	10	RUSSELL Shelley			
X	13	DEETLEFS Lisa-Marie			
X	16	WILSON Jennifer			
13	17	GEORGE Leslie-Ann			
X	18	RYAN Vida	25		
27	19	RYAN Vidette			
X	21	MARAIS Lenise			
X	22	TAYLOR Kathleen	51		
X	24	BUTLER Fiona	33		
X	29	BRIGHT Tarryn			
Coach		KING Jennifer			

Team Manager	Signature
DU Zhaocai	
Umpire	Signature
SPITALERI Gina (ITA)	
Judge	Signature
MEYER Carola (GER)	
Technical Officer	Signature
PIGRETTI Laura (ARG)	

Team Manager	Signature
BAAITJIES Shaune	
Umpire	Signature
WOOLLEY Minka (AUS)	
Judge	Signature
MORROW Sheila (GBR)	
Reserve Umpire	Signature
METCHETTE Carol (IRL)	

Team	Minute	Shirt No.	Action	Score
CHN	6	11	FG	1 - 0
CHN	33	8	FG	2 - 0
CHN	40	22	FG	3 - 0

Team	Minute	Shirt No.	Action	Score

Team	Minute	Shirt No.	Action	Score

Remarks

Tournament Director - ELLIS Janet (CAN)

Legend:	(C) Captain	(GK) Goalkeeper	FG Field Goal	X Starting Player
---------	-------------	-----------------	---------------	-------------------

Match Highlights



WOMEN'S POOL WA MATCH W11

Olympic Green Hockey Stadium / TUE 12 AUG 2008 / START TIME: 18:30

CHN - China		Final Score		RSA - South Africa	
		3-0			

Match No.: W11 **Time:** 18:30 **Weather Conditions:** Cloudy, 29C, Humidity 65%

Umpires: SPITALERI Gina(ITA) ; WOOLLEY Minka(AUS)

Reserve Umpire: METCHETTE Carol(IRL)

Match Statistics

CHN		Goals / Shots					Cards			RSA		Goals / Shots					Cards		
Coach: KIM Chang Back		Total	%	FG	PC	PS	G	Y	R	Coach: KING Jennifer		Total	%	FG	PC	PS	G	Y	R
1	MA Yibo (C)	0/4	0		0/4					1	RIX Mariette (GK)								
3	CHEN Zhaoxia										MANGISA Vuyisanani (GK)								
5	CHENG Hui										HECTOR Kate	0/3	0		0/3				
7	HUANG Junxia										HOSKING Taryn								
8	FU Baorong	1/4	25	1/3	0/1						BROWN Cindy								
9	LI Shuang							1			MARESCIA Marsha (C)								
10	GAO Lihua										RUSSELL Shelley	0/1	0	0/1					
11	TANG Chunling	1/3	33	1/3							DEETLEFS Lisa-Marie								
12	ZHOU Wanfeng										WILSON Jennifer	0/2	0	0/2					
16	ZHANG Yimeng (GK)										GEORGE Lesle-Ann								
17	LI Hongxia	0/1	0	0/1							RYAN Vida								1
18	REN Ye										RYAN Vidette								
19	CHEN Qiuqi										MARAIS Lenise								
21	ZHAO Yudiao										TAYLOR Kathleen								1
22	SONG Qingling	1/3	33	1/3							BUTLER Fiona								1
31	PAN Fengzhen (GK)										BRIGHT Taryn								
Totals:		3/15	20	3/10	0/5			1		Totals:	0/6	0	0/3	0/3					3

Play By Play

Time	Action	Score	Team	No.	Player	Time	Action	Score	Team	No.	Player
First Half						Second Half					
01:14	Shot GK save		RSA	16	WILSON Jennifer	35:00	Sub. No 18 off		CHN	7	HUANG Junxia
05:05	Shot Goal	1-0	CHN	11	TANG Chunling	35:00	Sub. No 22 off		CHN	17	LI Hongxia
05:22	Sub. No 5 off		CHN	18	REN Ye	35:19	Sub. No 19 off		RSA	29	BRIGHT Taryn
05:25	Sub. No 10 off		CHN	21	ZHAO Yudiao	35:23	Sub. No 17 off		RSA	21	MARAIS Lenise
06:41	Sub. No 8 off		CHN	10	GAO Lihua	35:27	Sub. No 10 off		RSA	18	RYAN Vida
09:46	Sub. No 11 off		CHN	8	FU Baorong	35:30	Sub. No 5 off		RSA	7	BROWN Cindy
10:16	Sub. No 17 off		CHN	5	CHENG Hui	36:38	Sub. No 7 off		CHN	22	SONG Qingling
11:45	PC		CHN			36:40	PC		CHN		
12:31	Shot PC Miss		CHN	1	MA Yibo	36:50	Shot PC Miss		CHN	1	MA Yibo
12:49	Sub. No 21 off		CHN	11	TANG Chunling	39:15	Sub. No 11 off		CHN	21	ZHAO Yudiao
12:52	Sub. No 22 off		CHN	17	LI Hongxia	39:39	Shot Goal	3-0	CHN	22	SONG Qingling
12:55	Sub. No 8 off		RSA	17	GEORGE Lesle-Ann	39:53	Sub. No 5 off		CHN	18	REN Ye
12:56	Sub. No 16 off		RSA	10	RUSSELL Shelley	39:57	Sub. No 8 off		RSA	17	GEORGE Lesle-Ann
13:16	Minor Injury		RSA	8	MARESCIA Marsha	41:43	Sub. No 22 off		CHN	5	CHENG Hui
13:56	Shot GK save		CHN	17	LI Hongxia	41:47	Sub. No 10 off		CHN	11	TANG Chunling
14:54	Sub. No 18 off		CHN	22	SONG Qingling	42:04	Sub. No 7 off		RSA	5	HOSKING Taryn
15:33	Sub. No 29 off		RSA	16	WILSON Jennifer	42:34	PC		CHN		
15:48	Sub. No 11 off		CHN	21	ZHAO Yudiao	43:15	Shot PC GK save		CHN	1	MA Yibo
16:41	Sub. No 5 off		CHN	18	REN Ye	43:19	Sub. No 13 off		RSA	19	RYAN Vidette
16:47	Sub. No 3 off		RSA	8	MARESCIA Marsha	43:45	Sub. No 17 off		CHN	22	SONG Qingling
18:02	Sub. No 10 off		CHN	11	TANG Chunling	44:51	PC		CHN		
18:27	Shot Miss		CHN	22	SONG Qingling	45:36	Shot PC Miss		CHN	8	FU Baorong
19:25	PC		CHN			45:42	Sub. No 16 off		RSA	10	RUSSELL Shelley
20:03	Shot PC GK save		CHN	1	MA Yibo	45:46	Sub. No 5 off		CHN	17	LI Hongxia
20:08	Sub. No 22 off		RSA	29	BRIGHT Taryn	46:15	Sub. No 8 off		CHN	10	GAO Lihua
20:39	Sub. No 17 off		CHN	5	CHENG Hui	47:44	Sub. No 29 off		RSA	16	WILSON Jennifer
21:06	Sub. No 8 off		CHN	10	GAO Lihua	48:21	Sub. No 3 off		RSA	8	MARESCIA Marsha
22:20	Sub. No 22 off		CHN	17	LI Hongxia	48:26	Sub. No 21 off		CHN	8	FU Baorong
22:41	Sub. No 24 off		RSA	3	HECTOR Kate	48:31	Sub. No 17 off		CHN	5	CHENG Hui
23:17	Sub. No 5 off		RSA	7	BROWN Cindy	49:41	Sub. No 11 off		CHN	21	ZHAO Yudiao

24:14	Sub. No 11 off	CHN	8	FU Baorong	50:20	Sub. No 22 off	CHN	17	LI Hongxia	
24:39	Green Card	RSA	18	RYAN Vida	50:55	Green Card	RSA	22	TAYLOR Kathleen	
24:51	Shot GK save	RSA	16	WILSON Jennifer	51:42	Yellow Card	CHN	9	LI Shuang	
25:21	Sub. No 18 off	CHN	22	SONG Qingling	52:01	Sub. No 10 off	CHN	22	SONG Qingling	
25:29	Sub. No 12 off	CHN	7	HUANG Junxia	52:01	Sub. No 21 off	CHN	7	HUANG Junxia	
25:57	Sub. No 10 off	CHN	11	TANG Chunling	52:29	Sub. No 17 off	RSA	3	HECTOR Kate	
26:19	Sub. No 21 off	RSA	19	RYAN Vidette	53:10	Shot GK save	RSA	10	RUSSELL Shelley	
27:26	Sub. No 21 off	CHN	10	GAO Lihua	53:23	PC	RSA			
28:20	Sub. No 7 off	CHN	12	ZHOU Wanfeng	54:26	Shot PC Miss	RSA	3	HECTOR Kate	
28:23	Sub. No 5 off	CHN	18	REN Ye	54:31	Sub. No 10 off	RSA	29	BRIGHT Tarryn	
29:10	Sub. No 18 off	RSA	22	TAYLOR Kathleen	55:19	Shot Miss	CHN	22	SONG Qingling	
29:23	Sub. No 17 off	RSA	24	BUTLER Fiona	55:46	Sub. No 8 off	CHN	11	TANG Chunling	
30:31	Shot Save	CHN	11	TANG Chunling	56:23	Sub. No 22 off	CHN	10	GAO Lihua	
31:28	Sub. No 17 off	CHN	5	CHENG Hui	57:40	Sub. No 18 off	CHN	22	SONG Qingling	
32:29	Shot GK save	CHN	8	FU Baorong	57:43	Suspension Ends	CHN	9	LI Shuang	
32:31	Shot GK save	CHN	8	FU Baorong	58:09	Sub. No 7 off	CHN	21	ZHAO Yudiao	
32:39	Shot Goal	2-0	CHN	8	FU Baorong	59:34	Sub. No 17 off	CHN	18	REN Ye
32:39	Green Card	RSA	24	BUTLER Fiona	59:41	Sub. No 18 off	RSA	10	RUSSELL Shelley	
32:58	Sub. No 29 off	RSA	17	GEORGE Lesle-Ann	59:48	Sub. No 8 off	RSA	17	GEORGE Lesle-Ann	
33:02	Sub. No 7 off	RSA	5	HOSKING Taryn	61:25	Sub. No 11 off	CHN	8	FU Baorong	
					62:00	Sub. No 5 off	CHN	17	LI Hongxia	
					62:04	Sub. No 22 off	RSA	8	MARESCIA Marsha	
					63:44	PC	RSA			
					64:25	Shot PC GK save	RSA	3	HECTOR Kate	
					64:30	Sub. No 8 off	CHN	11	TANG Chunling	
					64:34	Sub. No 18 off	CHN	5	CHENG Hui	
					65:52	Sub. No 17 off	CHN	18	REN Ye	
					66:22	Shot Save	CHN	11	TANG Chunling	
					66:28	Sub. No 9 off	CHN	7	HUANG Junxia	
					66:32	Sub. No 10 off	RSA	22	TAYLOR Kathleen	
					66:56	Sub. No 11 off	CHN	8	FU Baorong	
					70+	PC	RSA			
					70+	Shot PC GK save	RSA	3	HECTOR Kate	

Pool WA Standings

Rank	Teams	P	W	D	L	GF	GA	GD	Pts
1	AUS	2	2	0	0	11	5	+6	6
2	CHN	2	2	0	0	6	0	+6	6
3	NED	1	1	0	0	6	0	+6	3
4	KOR	1	0	0	1	4	5	-1	0
5	ESP	2	0	0	2	1	9	-8	0
6	RSA	2	0	0	2	0	9	-9	0

Pool WA Next Round Matches

Teams	Date	Time
NED vs KOR	12 AUG 2008	20:30
CHN vs NED	14 AUG 2008	08:30
ESP vs KOR	14 AUG 2008	18:00
RSA vs AUS	14 AUG 2008	20:30

Legend

AET - After Extra Time	D - Matches Drawn	FG - Field Goal
G - Green Card	GA - Goals Against	GD - Goals Difference
GF - Goals For	L - Matches Lost	P - Matches Played
PC - Penalty Corner	PS - Penalty Stroke	PSC - Penalty Stroke Competition
Pts - Points	R - Red Card	S - Suspended
W - Matches Won	Y - Yellow Card	% - Conversion Percentage
(C) - Captain	(GK) - Goalkeeper	



MATCH REPORT

比赛报告 / BILAN DU MATCH

Date: THU 14 AUG 2008 Time: 08:30 Pool: WA Venue: Olympic Green Hockey Stadium Pitch: 1 Match No.: W13

Result

CHN-China

Full Time	0 - 1
Halftime	0 - 1

NED-Netherlands

Time on	Shirt No.	Name	▼ Green	■ Yellow	● Red
X	1	MA Yibo (C)			
46	3	CHEN Zhaoxia			
X	5	CHENG Hui			
23	7	HUANG Junxia			
X	8	FU Baorong			
X	9	LI Shuang			
X	10	GAO Lihua			
X	11	TANG Chunling			
X	12	ZHOU Wanfeng			
X	16	ZHANG Yimeng (GK)			
X	17	LI Hongxia			
7	18	REN Ye			
X	19	CHEN Qiuqi	43		
8	21	ZHAO Yudiao			
X	22	SONG Qingling			
	31	PAN Fengzhen (GK)			
Coach		KIM Chang Back (KOR)			

Time on	Shirt No.	Name	▼ Green	■ Yellow	● Red
X	1	de ROEVER Lisanne (GK)			
X	3	MULDER Eefke			
X	4	MOREIRA de MELO Fatima			
13	7	van GEENHUIZEN Miek			
13	9	DIJKSTRA Wieke			
X	11	GODERIE Maartje			
10	12	WELTEN Lidewij			
X	13	SMABERS Minke			
X	14	BOOIJ Minke (C)			
X	15	SCHOPMAN Janneke			
X	17	PAUMEN Maartje			
10	18	van AS Naomi			
X	19	HOOG Ellen			
X	21	POLKAMP Sophie			
X	24	de GOEDE Eva			
9	27	AGLIOTTI Marilyn			
Coach		LAMMERS Marc			

Team Manager	Signature
DU Zhaocai	
Umpire	Signature
SOMA Chieko (JPN)	
Judge	Signature
MEYER Carola (GER)	
Technical Officer	Signature
PIGRETTI Laura (ARG)	

Team Manager	Signature
LE POOLE Sandra	
Umpire	Signature
IPARRUGUIRRE Soledad (ARG)	
Judge	Signature
GILL Julia (GBR)	
Reserve Umpire	Signature
WOOLLEY Minka (AUS)	

Team	Minute	Shirt No.	Action	Score
NED	21	17	PC	0 - 1

Team	Minute	Shirt No.	Action	Score

Team	Minute	Shirt No.	Action	Score

Remarks

Tournament Director - ELLIS Janet (CAN)

Legend:	(C) Captain	(GK) Goalkeeper	X Starting Player
---------	-------------	-----------------	-------------------

Match Highlights



WOMEN'S POOL WA MATCH W13

Olympic Green Hockey Stadium / THU 14 AUG 2008 / START TIME: 08:30

CHN - China		Final Score		NED - Netherlands	
		0-1			

Match No.: W13 **Time:** 08:30 **Weather Conditions:** Cloudy, 26C, Humidity 90%

Umpires: SOMA Chieko(JPN) ; IPARRUGUIRRE Soledad(ARG)

Reserve Umpire: WOOLLEY Minka(AUS)

Match Statistics

CHN		Goals / Shots					Cards		NED		Goals / Shots					Cards			
Coach: KIM Chang Back		Total	%	FG	PC	PS	G	Y	R	Coach: LAMMERS Marc		Total	%	FG	PC	PS	G	Y	R
1	MA Yibo (C)									1	de ROEVER Lisanne (GK)								
3	CHEN Zhaoxia									3	MULDER Eefke								
5	CHENG Hui									4	MOREIRA de MELO Fatima								
7	HUANG Junxia									7	van GEENHUIZEN Miek	0/1	0	0/1					
8	FU Baorong	0/2	0	0/2						9	DIJKSTRA Wieke								
9	LI Shuang									11	GODERIE Maartje								
10	GAO Lihua									12	WELTEN Lidewij								
11	TANG Chunling	0/2	0	0/2						13	SMABERS Minke								
12	ZHOU Wanfeng	0/1	0		0/1					14	BOOIJ Minke (C)								
16	ZHANG Yimeng (GK)									15	SCHOPMAN Janneke	0/1	0	0/1					
17	LI Hongxia									17	PAUMEN Maartje	1/4	25		1/4				
18	REN Ye									18	van AS Naomi	0/2	0	0/2					
19	CHEN Qiuqi							1		19	HOOG Ellen	0/1	0	0/1					
21	ZHAO Yudiao	0/1	0	0/1						21	POLKAMP Sophie								
22	SONG Qingling									24	de GOEDE Eva								
31	PAN Fengzhen (GK)									27	AGLIOTTI Marilyn	0/2	0	0/2					
Totals:		0/6	0	0/5	0/1		1			Totals:	1/11	9	0/7	1/4					

Play By Play

Time	Action	Score	Team	No.	Player	Time	Action	Score	Team	No.	Player
First Half						Second Half					
00:48	Shot Save		CHN	8	FU Baorong	35:00	Sub. No 9 off		NED	4	MOREIRA de MELO Fatima
02:44	Shot GK save		CHN	11	TANG Chunling	35:00	Sub. No 12 off		NED	11	GODERIE Maartje
06:33	Sub. No 17 off		CHN	18	REN Ye	35:00	Sub. No 18 off		NED	19	HOOG Ellen
07:16	Sub. No 8 off		CHN	21	ZHAO Yudiao	35:00	Sub. No 27 off		NED	21	POLKAMP Sophie
08:32	Sub. No 22 off		CHN	17	LI Hongxia	38:41	PC		NED		
08:38	Sub. No 24 off		NED	27	AGLIOTTI Marilyn	39:30	Shot PC GK save		NED	17	PAUMEN Maartje
09:10	Sub. No 19 off		NED	18	van AS Naomi	39:49	PC		NED		
09:13	Sub. No 4 off		NED	12	WELTEN Lidewij	40:25	Shot PC Miss		NED	17	PAUMEN Maartje
09:56	PC		NED			41:00	Sub. No 10 off		CHN	18	REN Ye
10:48	Shot PC Miss		NED	17	PAUMEN Maartje	41:50	Sub. No 19 off		NED	18	van AS Naomi
10:52	Sub. No 10 off		CHN	8	FU Baorong	41:53	Sub. No 24 off		NED	27	AGLIOTTI Marilyn
11:41	Sub. No 5 off		CHN	22	SONG Qingling	41:57	Sub. No 4 off		NED	12	WELTEN Lidewij
12:07	Sub. No 3 off		NED	7	van GEENHUIZEN Miek	42:21	Sub. No 8 off		CHN	21	ZHAO Yudiao
12:47	Sub. No 11 off		NED	9	DIJKSTRA Wieke	42:59	Green Card		CHN	19	CHEN Qiuqi
12:51	Sub. No 21 off		CHN	10	GAO Lihua	43:01	Sub. No 11 off		CHN	10	GAO Lihua
13:17	Shot Miss		NED	27	AGLIOTTI Marilyn	43:39	PC		CHN		
13:57	Sub. No 17 off		CHN	5	CHENG Hui	44:34	PC No Shot		CHN	12	ZHOU Wanfeng
14:33	Sub. No 11 off		CHN	21	ZHAO Yudiao	45:11	Sub. No 11 off		NED	9	DIJKSTRA Wieke
16:33	Sub. No 8 off		CHN	11	TANG Chunling	45:16	Sub. No 21 off		CHN	8	FU Baorong
16:36	Sub. No 22 off		CHN	17	LI Hongxia	45:19	Sub. No 3 off		NED	7	van GEENHUIZEN Miek

18:19	Sub. No 21 off		<u>NED</u>	24	<u>de GOEDE Eva</u>	45:30	Sub. No 17 off		<u>CHN</u>	3	<u>CHEN Zhaoxia</u>
18:23	Sub. No 12 off		<u>NED</u>	4	<u>MOREIRA de MELO Fatima</u>	47:00	Sub. No 5 off		<u>CHN</u>	17	<u>LI Hongxia</u>
18:26	Sub. No 18 off		<u>NED</u>	19	<u>HOOG Ellen</u>	47:05	Sub. No 22 off		<u>CHN</u>	11	<u>TANG Chunling</u>
18:38	Sub. No 18 off		<u>CHN</u>	22	<u>SONG Qingling</u>	48:34	Sub. No 10 off		<u>CHN</u>	22	<u>SONG Qingling</u>
19:04	Sub. No 10 off		<u>CHN</u>	8	<u>FU Baorong</u>	49:01	Shot GK save		<u>NED</u>	18	<u>van AS Naomi</u>
19:39	PC		<u>NED</u>			49:44	Sub. No 18 off		<u>NED</u>	19	<u>HOOG Ellen</u>
20:18	Shot PC Goal	0-1	<u>NED</u>	17	<u>PAUMEN Maartje</u>	49:56	Sub. No 18 off		<u>CHN</u>	5	<u>CHENG Hui</u>
20:34	Sub. No 27 off		<u>NED</u>	11	<u>GODERIE Maartje</u>	51:04	Sub. No 27 off		<u>NED</u>	3	<u>MULDER Eefke</u>
20:38	Sub. No 21 off		<u>CHN</u>	10	<u>GAO Lihua</u>	51:07	Sub. No 12 off		<u>NED</u>	4	<u>MOREIRA de MELO Fatima</u>
21:01	Sub. No 17 off		<u>CHN</u>	18	<u>REN Ye</u>	51:46	Sub. No 21 off		<u>NED</u>	24	<u>de GOEDE Eva</u>
22:15	Sub. No 1 off		<u>CHN</u>	7	<u>HUANG Junxia</u>	51:50	Sub. No 8 off		<u>CHN</u>	10	<u>GAO Lihua</u>
22:33	Sub. No 13 off		<u>NED</u>	3	<u>MULDER Eefke</u>	51:59	Sub. No 17 off		<u>CHN</u>	18	<u>REN Ye</u>
23:07	Shot Miss		<u>CHN</u>	11	<u>TANG Chunling</u>	54:37	Sub. No 22 off		<u>CHN</u>	8	<u>FU Baorong</u>
23:11	Sub. No 7 off		<u>CHN</u>	1	<u>MA Yibo</u>	54:41	Sub. No 5 off		<u>CHN</u>	17	<u>LI Hongxia</u>
24:23	Sub. No 10 off		<u>CHN</u>	21	<u>ZHAO Yudiao</u>	55:51	Sub. No 11 off		<u>CHN</u>	21	<u>ZHAO Yudiao</u>
25:21	Sub. No 5 off		<u>CHN</u>	17	<u>LI Hongxia</u>	56:07	Sub. No 18 off		<u>CHN</u>	22	<u>SONG Qingling</u>
27:09	Sub. No 7 off		<u>NED</u>	13	<u>SMABERS Minke</u>	56:12	Sub. No 9 off		<u>NED</u>	11	<u>GODERIE Maartje</u>
27:15	Sub. No 8 off		<u>CHN</u>	10	<u>GAO Lihua</u>	57:17	Sub. No 4 off		<u>NED</u>	27	<u>AGLIOTTI Marilyn</u>
27:57	Sub. No 22 off		<u>CHN</u>	5	<u>CHENG Hui</u>	57:46	Sub. No 10 off		<u>CHN</u>	11	<u>TANG Chunling</u>
28:37	Sub. No 4 off		<u>NED</u>	12	<u>WELTEN Lidewij</u>	58:16	Shot GK save		<u>NED</u>	19	<u>HOOG Ellen</u>
28:40	Sub. No 19 off		<u>NED</u>	18	<u>van AS Naomi</u>	58:36	Shot Miss		<u>NED</u>	7	<u>van GEENHUIZEN Miek</u>
29:36	Sub. No 11 off		<u>NED</u>	27	<u>AGLIOTTI Marilyn</u>	58:53	Sub. No 19 off		<u>NED</u>	18	<u>van AS Naomi</u>
29:51	Sub. No 18 off		<u>CHN</u>	22	<u>SONG Qingling</u>	59:45	Sub. No 21 off		<u>CHN</u>	10	<u>GAO Lihua</u>
32:15	Sub. No 21 off		<u>CHN</u>	8	<u>FU Baorong</u>	60:49	Shot GK save		<u>CHN</u>	8	<u>FU Baorong</u>
						61:29	Sub. No 22 off		<u>CHN</u>	18	<u>REN Ye</u>
						63:03	Sub. No 17 off		<u>CHN</u>	22	<u>SONG Qingling</u>
						63:28	Sub. No 11 off		<u>CHN</u>	21	<u>ZHAO Yudiao</u>
						64:04	Sub. No 11 off		<u>NED</u>	9	<u>DIJKSTRA Wieke</u>
						64:07	Shot GK save		<u>NED</u>	18	<u>van AS Naomi</u>
						64:11	Shot GK save		<u>NED</u>	27	<u>AGLIOTTI Marilyn</u>
						65:02	Sub. No 3 off		<u>NED</u>	12	<u>WELTEN Lidewij</u>
						65:37	Sub. No 27 off		<u>NED</u>	19	<u>HOOG Ellen</u>
						66:16	Shot GK save		<u>NED</u>	15	<u>SCHOPMAN Janneke</u>
						67:04	Sub. No 8 off		<u>CHN</u>	11	<u>TANG Chunling</u>
						67:44	Sub. No 22 off		<u>CHN</u>	17	<u>LI Hongxia</u>
						67:49	Sub. No 19 off		<u>CHN</u>	5	<u>CHENG Hui</u>
						68:17	Sub. No 12 off		<u>NED</u>	4	<u>MOREIRA de MELO Fatima</u>
						68:29	Shot Miss		<u>CHN</u>	21	<u>ZHAO Yudiao</u>

Pool WA Standings

Rank	Teams	P	W	D	L	GF	GA	GD	Pts
1	<u>NED</u>	3	3	0	0	10	2	+8	9
2	<u>AUS</u>	2	2	0	0	11	5	+6	6
3	<u>CHN</u>	3	2	0	1	6	1	+5	6
4	<u>KOR</u>	2	0	0	2	6	8	-2	0
5	<u>ESP</u>	2	0	0	2	1	9	-8	0
6	<u>RSA</u>	2	0	0	2	0	9	-9	0

Pool WA Next Round Matches

Teams	Date	Time
<u>ESP</u> vs <u>KOR</u>	14 AUG 2008	18:00
<u>RSA</u> vs <u>AUS</u>	14 AUG 2008	20:30
<u>AUS</u> vs <u>NED</u>	16 AUG 2008	10:30
<u>KOR</u> vs <u>CHN</u>	16 AUG 2008	18:30
<u>ESP</u> vs <u>RSA</u>	16 AUG 2008	21:00

Legend

AET - After Extra Time
G - Green Card

D - Matches Drawn
GA - Goals Against

FG - Field Goal
GD - Goals Difference

GF - Goals For
PC - Penalty Corner
Pts - Points
W - Matches Won
(C) - Captain

L - Matches Lost
PS - Penalty Stroke
R - Red Card
Y - Yellow Card
(GK) - Goalkeeper

P - Matches Played
PSC - Penalty Stroke Competition
S - Suspended
% - Conversion Percentage

9:51:02 14 AUG 2008
HOW400A07_C69 1.0



MATCH REPORT

比赛报告 / BILAN DU MATCH

Date: THU 14 AUG 2008 Time: 18:00 Pool: WA Venue: Olympic Green Hockey Stadium Pitch: 2 Match No.: W15

Result

ESP-Spain

Full Time	2 - 1
Halftime	2 - 0

KOR-Korea

Time on	Shirt No.	Name	▼ Green	■ Yellow	● Red
X	1	ROSA Maria Jesus (GK)			
X	2	MENENDEZ Julia			
X	3	YBARRA Rocio			
14	7	MALDA Barbara			
X	9	MUNOZ Silvia (C)			
X	10	BONASTRE Silvia	19		
X	11	ROMAGOSA Maria			
21	12	EJARQUE Marta			
X	13	HUERTAS Raquel		24	
X	14	SANCHEZ Pilar			
X	17	CAMON Nuria			
	19	LOPEZ de EGUILAZ Maria (GK)			
12	20	CRUZ Montse			
X	21	TERMENS Ester			
10	22	COMERMA Gloria			
X	23	OLIVA Georgina	X		
Coach		USOZ Pablo			

Time on	Shirt No.	Name	▼ Green	■ Yellow	● Red
X	1	MOON Young Hui (GK)			
	3	CHO Hye Sook			
X	5	KIM Young Ran			
X	7	LEE Seon Ok (C)	70		
X	8	KIM Jung Hee			
X	9	PARK Mi Hyun		29	
16	10	KIM Jin Kyoung			
X	11	KIM Mi Seon			
17	12	KIM Jong Eun			
22	14	EUM Mi Young			
X	15	GIM Sung Hee			
X	17	SEO Hye Jin			
X	18	PARK Jeong Sook		43	
X	19	KIM Eun Sil			
17	22	KIM Darae			
X	23	HAN Hye Lyoung			
Coach		HAN Jin Soo			

Team Manager Signature: IMBERS Ivet
Umpire Signature: McRAE Anne (GBR)
Judge Signature: MORROW Sheila (GBR)
Technical Officer Signature: BROWN Sheila (RSA)

Team Manager Signature: YOO Duk
Umpire Signature: GARNETT Sarah (NZL)
Judge Signature: MARTENS-HODGES Stephanie (SIN)
Reserve Umpire Signature: BARTLEMA Stella (NED)

Team	Minute	Shirt No.	Action	Score
ESP	8	17	PC	1 - 0
ESP	22	14	PC	2 - 0
KOR	37	12	FG	2 - 1

Team	Minute	Shirt No.	Action	Score

Team	Minute	Shirt No.	Action	Score

Remarks

Tournament Director - ELLIS Janet (CAN)

Legend: (C) Captain (GK) Goalkeeper X Starting Player

Match Highlights



WOMEN'S POOL WA MATCH W15

Olympic Green Hockey Stadium / THU 14 AUG 2008 / START TIME: 18:00

ESP - Spain		Final Score		KOR - Korea	
		2-1			
Match No.:	W15	Time:	18:00	Weather Conditions:	Rain, 22C, Humidity 91%
Umpires:	McRAE Anne(GBR) ; GARNETT Sarah(NZL)				
Reserve Umpire:	BARTLEMA Stella(NED)				

Match Statistics

ESP		Goals / Shots					Cards			KOR		Goals / Shots					Cards		
Coach: USOZ Pablo		Total	%	FG	PC	PS	G	Y	R	Coach: HAN Jin Soo		Total	%	FG	PC	PS	G	Y	R
1	ROSA Maria Jesus (GK)									1	1								
2	MENENDEZ Julia																		
3	YBARRA Rocio																		
7	MALDA Barbara																		
9	MUNOZ Silvia (C)																		
10	BONASTRE Silvia								1										1
11	ROMAGOSA Maria	0/2	0		0/2							0/1	0		0/1				
12	EJARQUE Marta											0/1	0	0/1					
13	HUERTAS Raquel								1			1/4	25	1/4					
14	SANCHEZ Pilar	1/1	100		1/1														
17	CAMON Nuria	1/1	100		1/1														
19	LOPEZ de EGUILAZ Maria (GK)																		
20	CRUZ Montse																		1
21	TERMENS Ester	0/1	0		0/1														
22	COMERMA Gloria											0/1	0	0/1					
23	OLIVA Georgina																		
Totals:		2/5	40		2/5		1	1		Totals:	1/12	8	1/6	0/6			1	2	

Play By Play

Time	Action	Score	Team	No.	Player	Time	Action	Score	Team	No.	Player
First Half						Second Half					
07:21	PC		ESP			35:08	Sub. No 7 off		ESP	9	MUNOZ Silvia
08:00	Shot PC Goal	1-0	ESP	17	CAMON Nuria	35:13	Sub. No 20 off		ESP	13	HUERTAS Raquel
09:40	Sub. No 23 off		ESP	22	COMERMA Gloria	35:18	Sub. No 14 off		KOR	17	SEO Hye Jin
11:39	Sub. No 9 off		ESP	20	CRUZ Montse	35:40	Suspension Ends		KOR	9	PARK Mi Hyun
13:18	Sub. No 13 off		ESP	7	MALDA Barbara	36:26	Shot Goal	2-1	KOR	12	KIM Jong Eun
14:21	Sub. No 2 off		ESP	23	OLIVA Georgina	41:06	Sub. No 12 off		KOR	22	KIM Darae
15:52	Sub. No 17 off		KOR	10	KIM Jin Kyoung	42:10	Sub. No 13 off		ESP	20	CRUZ Montse
16:29	Sub. No 17 off		ESP	9	MUNOZ Silvia	42:14	Yellow Card		KOR	18	PARK Jeong Sook
16:32	Sub. No 9 off		KOR	12	KIM Jong Eun	42:14	Sub. No 21 off		ESP	22	COMERMA Gloria
16:55	Sub. No 23 off		KOR	22	KIM Darae	44:20	Sub. No 9 off		ESP	7	MALDA Barbara
17:33	PC		ESP			44:37	Sub. No 11 off		KOR	10	KIM Jin Kyoung
18:31	Shot PC Miss		ESP	21	TERMENS Ester	45:32	Shot Save		KOR	22	KIM Darae
18:54	Green Card		ESP	10	BONASTRE Silvia	46:42	Sub. No 2 off		ESP	21	TERMENS Ester
20:02	Sub. No 20 off		ESP	13	HUERTAS Raquel	46:55	Sub. No 17 off		ESP	13	HUERTAS Raquel
20:13	Sub. No 10 off		ESP	12	EJARQUE Marta	47:34	Sub. No 22 off		KOR	23	HAN Hye Lyoun
20:58	Sub. No 21 off		ESP	2	MENENDEZ Julia	49:00	Sub. No 7 off		ESP	9	MUNOZ Silvia
21:00	PC		ESP			49:51	Sub. No 9 off		KOR	12	KIM Jong Eun
21:50	Shot PC Goal	2-0	ESP	14	SANCHEZ Pilar	50:07	Suspension Ends		KOR	18	PARK Jeong Sook
22:00	Sub. No 18 off		KOR	14	EUM Mi Young	50:36	Sub. No 20 off		ESP	17	CAMON Nuria
22:29	Sub. No 11 off		KOR	9	PARK Mi Hyun	50:42	Sub. No 17 off		KOR	14	EUM Mi Young
22:46	Sub. No 7 off		ESP	17	CAMON Nuria	51:49	Sub. No 22 off		ESP	2	MENENDEZ Julia
22:55	Shot Miss		KOR	12	KIM Jong Eun	52:13	Sub. No 23 off		ESP	7	MALDA Barbara
23:23	Yellow Card		ESP	13	HUERTAS Raquel	52:15	PC		KOR		
25:25	PC		ESP			52:57	Shot PC GK save		KOR	7	LEE Seon Ok
26:15	Shot PC GK save		ESP	11	ROMAGOSA Maria	53:01	PC		KOR		
26:22	PC		ESP			53:25	Shot PC GK save		KOR	7	LEE Seon Ok
27:01	Shot PC Miss		ESP	11	ROMAGOSA Maria	53:44	Sub. No 15 off		KOR	17	SEO Hye Jin
27:12	PC		KOR			54:23	Minor Injury		ESP	13	HUERTAS Raquel
28:03	Shot PC GK save		KOR	10	KIM Jin Kyoung	55:04	Shot Save		KOR	12	KIM Jong Eun
28:12	Sub. No 22 off		ESP	21	TERMENS Ester	57:13	Sub. No 2 off		ESP	23	OLIVA Georgina

28:18	Yellow Card		<u>KOR</u>	9	<u>PARK Mi Hyun</u>	57:30	Shot GK save		<u>KOR</u>	12	<u>KIM Jong Eun</u>
28:22	Sub. No 9 off		<u>ESP</u>	7	<u>MALDA Barbara</u>	57:52	Sub. No 23 off		<u>KOR</u>	9	<u>PARK Mi Hyun</u>
28:24	Sub. No 15 off		<u>KOR</u>	18	<u>PARK Jeong Sook</u>	57:56	Sub. No 14 off		<u>KOR</u>	15	<u>GIM Sung Hee</u>
29:24	Suspension Ends		<u>ESP</u>	13	<u>HUERTAS Raquel</u>	58:15	Sub. No 17 off		<u>ESP</u>	22	<u>COMERMA Gloria</u>
30:37	Sub. No 22 off		<u>KOR</u>	11	<u>KIM Mi Seon</u>	60:00	PC		<u>KOR</u>		
30:43	Sub. No 10 off		<u>KOR</u>	15	<u>GIM Sung Hee</u>	60:46	Shot PC Save		<u>KOR</u>	7	<u>LEE Seon Ok</u>
31:30	Sub. No 12 off		<u>ESP</u>	10	<u>BONASTRE Silvia</u>	60:57	Sub. No 13 off		<u>ESP</u>	20	<u>CRUZ Montse</u>
32:39	Sub. No 13 off		<u>ESP</u>	20	<u>CRUZ Montse</u>	61:32	Sub. No 12 off		<u>KOR</u>	22	<u>KIM Darae</u>
						62:28	Sub. No 7 off		<u>ESP</u>	17	<u>CAMON Nuria</u>
						63:20	Sub. No 14 off		<u>ESP</u>	12	<u>EJARQUE Marta</u>
						64:42	Sub. No 9 off		<u>KOR</u>	12	<u>KIM Jong Eun</u>
						65:03	Shot Save		<u>KOR</u>	11	<u>KIM Mi Seon</u>
						65:06	Minor Injury		<u>ESP</u>	3	<u>YBARRA Rocio</u>
						65:15	Sub. No 21 off		<u>ESP</u>	2	<u>MENENDEZ Julia</u>
						65:23	Sub. No 10 off		<u>KOR</u>	11	<u>KIM Mi Seon</u>
						65:25	Sub. No 20 off		<u>ESP</u>	13	<u>HUERTAS Raquel</u>
						66:32	PC		<u>KOR</u>		
						67:06	Shot PC Save		<u>KOR</u>	7	<u>LEE Seon Ok</u>
						67:11	Shot PC Miss		<u>KOR</u>	7	<u>LEE Seon Ok</u>
						68:13	Sub. No 22 off		<u>KOR</u>	9	<u>PARK Mi Hyun</u>
						69:41	Green Card		<u>KOR</u>	7	<u>LEE Seon Ok</u>

Pool WA Standings

Rank	Teams	P	W	D	L	GF	GA	GD	Pts
1	<u>NED</u>	3	3	0	0	10	2	+8	9
2	<u>AUS</u>	2	2	0	0	11	5	+6	6
3	<u>CHN</u>	3	2	0	1	6	1	+5	6
4	<u>ESP</u>	3	1	0	2	3	10	-7	3
5	<u>KOR</u>	3	0	0	3	7	10	-3	0
6	<u>RSA</u>	2	0	0	2	0	9	-9	0

Pool WA Next Round Matches

Teams	Date	Time
<u>RSA</u> vs <u>AUS</u>	14 AUG 2008	20:30
<u>AUS</u> vs <u>NED</u>	16 AUG 2008	10:30
<u>KOR</u> vs <u>CHN</u>	16 AUG 2008	18:30
<u>ESP</u> vs <u>RSA</u>	16 AUG 2008	21:00

Legend

AET - After Extra Time
G - Green Card
GF - Goals For
PC - Penalty Corner
Pts - Points
W - Matches Won
(C) - Captain

D - Matches Drawn
GA - Goals Against
L - Matches Lost
PS - Penalty Stroke
R - Red Card
Y - Yellow Card
(GK) - Goalkeeper

FG - Field Goal
GD - Goals Difference
P - Matches Played
PSC - Penalty Stroke Competition
S - Suspended
% - Conversion Percentage



MATCH REPORT

比赛报告 / BILAN DU MATCH

Date: THU 14 AUG 2008 Time: 20:30 Pool: WA Venue: Olympic Green Hockey Stadium Pitch: 2 Match No.: W16

Result

RSA-South Africa

Full Time	0 - 3
Halftime	0 - 1

AUS-Australia

Time on	Shirt No.	Name	▼ Green	■ Yellow	● Red
X	1	RIX Mariette (GK)			
	2	MANGISA Vuyisanani (GK)			
X	3	HECTOR Kate	43		
X	5	HOSKING Taryn			
19	7	BROWN Cindy			
X	8	MARESCIA Marsha (C)			
18	10	RUSSELL Shelley			
36	13	DEETLEFS Lisa-Marie			
X	16	WILSON Jennifer			
19	17	GEORGE Leslie-Ann			
X	18	RYAN Vida	17		
X	19	RYAN Vidette			
X	21	MARAIS Lenise			
X	22	TAYLOR Kathleen			
X	24	BUTLER Fiona			
X	29	BRIGHT Tarryn			
Coach		KING Jennifer			

Time on	Shirt No.	Name	▼ Green	■ Yellow	● Red
9	4	EASTHAM Casey			
X	6	RIVERS Megan	52		
7	7	WALKER Kim			
X	10	HOLLYWOOD Kate			
X	11	HALLIDAY Emily			
X	12	BLYTH Madonna			
	13	LIDDELOW Shelly			
X	14	ARROLD Jessica			
X	15	McGURK Kobie			
X	17	IMISON Rachel (GK)			
X	24	LAMBERT Angela			
X	25	WELLS Melanie			
X	28	MUNRO Hope			
8	29	ATTARD Teneal			
X	30	YOUNG Sarah			
6	32	HUDSON Nicole (C)			
Coach		MURRAY Frank			

Team Manager	Signature
BAAITJIES Shaune	
Umpire	Signature
METCHETTE Carol (IRL)	
Judge	Signature
TUERO Ana (ESP)	
Technical Officer	Signature
PIGRETTI Laura (ARG)	

Team Manager	Signature
BOOTH Elizabeth	
Umpire	Signature
CONEN Ute (GER)	
Judge	Signature
MORROW Sheila (GBR)	
Reserve Umpire	Signature
BARTLEMA Stella (NED)	

Team	Minute	Shirt No.	Action	Score
AUS	10	32	FG	0 - 1
AUS	44	24	PS	0 - 2
AUS	62	4	PC	0 - 3

Team	Minute	Shirt No.	Action	Score

Team	Minute	Shirt No.	Action	Score

Remarks

Tournament Director - ELLIS Janet (CAN)

Legend:	(C) Captain	(GK) Goalkeeper	X Starting Player
----------------	-------------	-----------------	-------------------

Match Highlights



WOMEN'S POOL WA MATCH W16

Olympic Green Hockey Stadium / THU 14 AUG 2008 / START TIME: 20:30

RSA - South Africa		Final Score		AUS - Australia	
		0-3			
Match No.:	W16	Time:	20:30	Weather Conditions:	Rain, 22C, Humidity 91%
Umpires:	METCHETTE Carol(IRL) ; CONEN Ute(GER)				
Reserve Umpire:	BARTLEMA Stella(NED)				

Match Statistics

RSA		Goals / Shots					Cards		AUS		Goals / Shots					Cards			
Coach: KING Jennifer		Total	%	FG	PC	PS	G	Y	R	Coach: MURRAY Frank		Total	%	FG	PC	PS	G	Y	R
1	<u>RIX Mariette</u> (GK)									4	<u>EASTHAM Casey</u>	1/1	100		1/1				
2	<u>MANGISA Vuyisanani</u> (GK)									6	<u>RIVERS Megan</u>	0/3	0	0/3					1
3	<u>HECTOR Kate</u>	0/2	0		0/2		1			7	<u>WALKER Kim</u>								
5	<u>HOSKING Taryn</u>									10	<u>HOLLYWOOD Kate</u>								
7	<u>BROWN Cindy</u>	0/1	0		0/1					11	<u>HALLIDAY Emily</u>								
8	<u>MARESCIA Marsha</u> (C)									12	<u>BLYTH Madonna</u>	0/1	0	0/1					
10	<u>RUSSELL Shelley</u>									13	<u>LIDDELOW Shelly</u>								
13	<u>DEETLEFS Lisa-Marie</u>									14	<u>ARROLD Jessica</u>								
16	<u>WILSON Jennifer</u>	0/1	0	0/1						15	<u>McGURK Kobie</u>								
17	<u>GEORGE Lesle-Ann</u>									17	<u>IMISON Rachel</u> (GK)								
18	<u>RYAN Vida</u>						1			24	<u>LAMBERT Angela</u>	1/4	25		0/3	1/1			
19	<u>RYAN Vidette</u>									25	<u>WELLS Melanie</u>								
21	<u>MARAIS Lenise</u>									28	<u>MUNRO Hope</u>	0/3	0	0/1	0/2				
22	<u>TAYLOR Kathleen</u>									29	<u>ATTARD Teneal</u>								
24	<u>BUTLER Fiona</u>									30	<u>YOUNG Sarah</u>	0/1	0	0/1					
29	<u>BRIGHT Tarryn</u>	0/2	0	0/1	0/1					32	<u>HUDSON Nicole</u> (C)	1/5	20	1/5					
Totals:		0/6	0	0/2	0/4		2			Totals:	3/18	16	1/11	1/6	1/1	1			

Play By Play

Time	Action	Score	Team	No.	Player	Time	Action	Score	Team	No.	Player
First Half						Second Half					
01:33	Shot Miss		AUS	6	<u>RIVERS Megan</u>	36:00	Sub. No 17 off		RSA	13	<u>DEETLEFS Lisa-Marie</u>
05:32	Sub. No 6 off		AUS	32	<u>HUDSON Nicole</u>	36:19	Sub. No 4 off		AUS	12	<u>BLYTH Madonna</u>
06:55	Sub. No 25 off		AUS	7	<u>WALKER Kim</u>	36:24	Sub. No 7 off		AUS	14	<u>ARROLD Jessica</u>
07:05	Sub. No 24 off		AUS	29	<u>ATTARD Teneal</u>	36:28	Sub. No 29 off		AUS	15	<u>McGURK Kobie</u>
07:49	Shot Miss		AUS	28	<u>MUNRO Hope</u>	36:32	Sub. No 32 off		AUS	28	<u>MUNRO Hope</u>
08:15	Sub. No 10 off		AUS	4	<u>EASTHAM Casey</u>	41:22	Sub. No 25 off		AUS	7	<u>WALKER Kim</u>
09:57	Shot Goal	0-1	AUS	32	<u>HUDSON Nicole</u>	41:27	Sub. No 24 off		AUS	29	<u>ATTARD Teneal</u>
10:58	Sub. No 28 off		AUS	6	<u>RIVERS Megan</u>	41:59	Sub. No 6 off		AUS	32	<u>HUDSON Nicole</u>
11:08	Sub. No 14 off		AUS	25	<u>WELLS Melanie</u>	42:03	Sub. No 10 off		AUS	4	<u>EASTHAM Casey</u>
11:15	Sub. No 15 off		AUS	24	<u>LAMBERT Angela</u>	42:29	Green Card		RSA	3	<u>HECTOR Kate</u>
11:58	Sub. No 30 off		AUS	10	<u>HOLLYWOOD Kate</u>	43:58	Sub. No 14 off		AUS	25	<u>WELLS Melanie</u>
12:57	Shot GK save		RSA	29	<u>BRIGHT Tarryn</u>	44:00	Shot PS Goal	0-2	AUS	24	<u>LAMBERT Angela</u>
14:34	Sub. No 12 off		AUS	30	<u>YOUNG Sarah</u>	45:01	Sub. No 7 off		AUS	24	<u>LAMBERT Angela</u>
15:00	Sub. No 11 off		AUS	15	<u>McGURK Kobie</u>	45:07	Sub. No 29 off		AUS	7	<u>WALKER Kim</u>
15:46	Shot Save		RSA	16	<u>WILSON Jennifer</u>	45:38	Sub. No 29 off		RSA	17	<u>GEORGE Lesle-Ann</u>
16:32	Sub. No 32 off		AUS	28	<u>MUNRO Hope</u>	45:45	Sub. No 22 off		RSA	10	<u>RUSSELL Shelley</u>
16:54	Sub. No 7 off		AUS	14	<u>ARROLD Jessica</u>	44:31	Sub. No 30 off		AUS	10	<u>HOLLYWOOD Kate</u>
16:59	Sub. No 29 off		AUS	11	<u>HALLIDAY Emily</u>	45:52	Sub. No 28 off		AUS	6	<u>RIVERS Megan</u>
17:00	Green Card		RSA	18	<u>RYAN Vida</u>	46:03	Sub. No 15 off		AUS	29	<u>ATTARD Teneal</u>
17:08	Sub. No 4 off		AUS	12	<u>BLYTH Madonna</u>	45:23	Serious Injury		RSA	24	<u>BUTLER Fiona</u>
17:47	Sub. No 18 off		RSA	10	<u>RUSSELL Shelley</u>	45:45	Sub. No 24 off		RSA	29	<u>BRIGHT Tarryn</u>
18:08	Sub. No 29 off		RSA	7	<u>BROWN Cindy</u>	45:50	Shot Miss		AUS	32	<u>HUDSON Nicole</u>
18:50	Sub. No 3 off		RSA	17	<u>GEORGE Lesle-Ann</u>	47:03	Shot Save		AUS	32	<u>HUDSON Nicole</u>
21:36	Sub. No 6 off		AUS	32	<u>HUDSON Nicole</u>	47:25	Shot Miss		AUS	6	<u>RIVERS Megan</u>
22:24	Sub. No 10 off		AUS	4	<u>EASTHAM Casey</u>	47:47	Sub. No 16 off		RSA	22	<u>TAYLOR Kathleen</u>
24:09	Shot GK save		AUS	30	<u>YOUNG Sarah</u>	48:04	Sub. No 7 off		AUS	14	<u>ARROLD Jessica</u>
24:12	PC		AUS			48:10	Sub. No 12 off		AUS	30	<u>YOUNG Sarah</u>
24:52	Shot PC GK save		AUS	24	<u>LAMBERT Angela</u>	49:19	Sub. No 11 off		AUS	15	<u>McGURK Kobie</u>
24:55	Shot PC GK save		AUS	28	<u>MUNRO Hope</u>	51:44	Sub. No 4 off		AUS	12	<u>BLYTH Madonna</u>
25:00	Shot PC GK save		AUS	28	<u>MUNRO Hope</u>	51:51	Sub. No 32 off		AUS	28	<u>MUNRO Hope</u>

25:17	Sub. No 25 off	AUS	7	WALKER Kim	51:58	Green Card	AUS	6	RIVERS Megan
25:28	Sub. No 24 off	AUS	29	ATTARD Teneal	52:09	Sub. No 8 off	RSA	24	BUTLER Fiona
25:34	Sub. No 8 off	RSA	3	HECTOR Kate	52:33	Sub. No 28 off	AUS	11	HALLIDAY Emily
26:46	Sub. No 24 off	RSA	29	BRIGHT Tarryn	52:46	Sub. No 29 off	AUS	28	MUNRO Hope
28:07	Sub. No 30 off	AUS	10	HOLLYWOOD Kate	53:42	Sub. No 10 off	RSA	16	WILSON Jennifer
28:27	Sub. No 22 off	RSA	18	RYAN Vida	55:06	Shot Miss	AUS	6	RIVERS Megan
28:58	Shot GK save	AUS	32	HUDSON Nicole	55:48	Sub. No 10 off	AUS	4	EASTHAM Casey
29:26	Shot GK save	AUS	12	BLYTH Madonna	55:59	Sub. No 17 off	RSA	8	MARESCIA Marsha
29:32	Sub. No 14 off	AUS	25	WELLS Melanie	56:30	Sub. No 3 off	RSA	7	BROWN Cindy
29:38	Sub. No 15 off	AUS	24	LAMBERT Angela	56:52	PC	RSA		
29:59	Serious Injury	RSA	19	RYAN Vidette	57:31	Shot PC Save	RSA	29	BRIGHT Tarryn
30:13	Sub. No 28 off	AUS	6	RIVERS Megan	57:34	PC	RSA		
30:32	Sub. No 7 off	RSA	8	MARESCIA Marsha	57:58	Shot PC Save	RSA	7	BROWN Cindy
31:07	Sub. No 19 off	RSA	24	BUTLER Fiona	58:10	Sub. No 6 off	AUS	32	HUDSON Nicole
31:53	Sub. No 12 off	AUS	30	YOUNG Sarah	58:41	PC	AUS		
32:12	PC	RSA			59:28	Shot PC Save	AUS	24	LAMBERT Angela
32:57	Shot PC Miss	RSA	3	HECTOR Kate	60:04	Sub. No 25 off	AUS	7	WALKER Kim
33:25	Sub. No 10 off	RSA	22	TAYLOR Kathleen	60:52	PC	AUS		
					61:36	Shot PC GK save	AUS	24	LAMBERT Angela
					61:42	Shot PC Goal	0-3 AUS	4	EASTHAM Casey
					62:10	Sub. No 24 off	AUS	29	ATTARD Teneal
					62:16	Sub. No 30 off	AUS	10	HOLLYWOOD Kate
					62:21	Sub. No 7 off	RSA	3	HECTOR Kate
					62:57	Shot Miss	AUS	32	HUDSON Nicole
					64:00	Sub. No 28 off	AUS	6	RIVERS Megan
					64:32	Sub. No 14 off	AUS	25	WELLS Melanie
					65:56	Sub. No 15 off	AUS	24	LAMBERT Angela
					66:14	Sub. No 12 off	AUS	30	YOUNG Sarah
					68:42	PC	RSA		
					69:34	PC No Shot	RSA	3	HECTOR Kate

Pool WA Standings

Rank	Teams	P	W	D	L	GF	GA	GD	Pts
1	AUS	3	3	0	0	14	5	+9	9
2	NED	3	3	0	0	10	2	+8	9
3	CHN	3	2	0	1	6	1	+5	6
4	ESP	3	1	0	2	3	10	-7	3
5	KOR	3	0	0	3	7	10	-3	0
6	RSA	3	0	0	3	0	12	-12	0

Pool WA Next Round Matches

Teams	Date	Time
AUS vs NED	16 AUG 2008	10:30
KOR vs CHN	16 AUG 2008	18:30
ESP vs RSA	16 AUG 2008	21:00

Legend

AET - After Extra Time
G - Green Card
GF - Goals For
PC - Penalty Corner
Pts - Points
W - Matches Won
(C) - Captain

D - Matches Drawn
GA - Goals Against
L - Matches Lost
PS - Penalty Stroke
R - Red Card
Y - Yellow Card
(GK) - Goalkeeper

FG - Field Goal
GD - Goals Difference
P - Matches Played
PSC - Penalty Stroke Competition
S - Suspended
% - Conversion Percentage



MATCH REPORT

比赛报告 / BILAN DU MATCH

Date: SAT 16 AUG 2008 Time: 10:30 Pool: WA Venue: Olympic Green Hockey Stadium Pitch: 1 Match No.: W20

Result

AUS-Australia

Full Time	1 - 2
Halftime	1 - 1

NED-Netherlands

Time on	Shirt No.	Name	▼ Green	■ Yellow	● Red
X	4	EASTHAM Casey			
X	6	RIVERS Megan			
10	7	WALKER Kim			
6	10	HOLLYWOOD Kate			
X	11	HALLIDAY Emily			
X	12	BLYTH Madonna			
34	13	LIDDELOW Shelly			
X	14	ARROLD Jessica			
X	15	McGURK Kobie			
X	17	IMISON Rachel (GK)			
X	24	LAMBERT Angela			
X	25	WELLS Melanie (C)			
X	28	MUNRO Hope			
8	29	ATTARD Teneal			
X	30	YOUNG Sarah			
6	32	HUDSON Nicole			
Coach		MURRAY Frank			

Time on	Shirt No.	Name	▼ Green	■ Yellow	● Red
X	1	de ROEVER Lisanne (GK)			
X	3	MULDER Eefke			
X	4	MOREIRA de MELO Fatima			
17	7	van GEENHUIZEN Miek	54		
13	9	DIJKSTRA Wieke			
X	11	GODERIE Maartje			
10	12	WELTEN Lidewij			
X	13	SMABERS Minke			
X	14	BOOIJ Minke (C)			
X	15	SCHOPMAN Janneke			
X	17	PAUMEN Maartje			
11	18	van AS Naomi			
X	19	HOOG Ellen			
X	21	POLKAMP Sophie			
X	24	de GOEDE Eva			
8	27	AGLIOTTI Marilyn			
Coach		LAMMERS Marc			

Team Manager Signature: BOOTH Elizabeth
Umpire Signature: GARNETT Sarah (NZL)
Judge Signature: MEYER Carola (GER)
Technical Officer Signature: BROWN Sheila (RSA)

Team Manager Signature: LE POOLE Sandra
Umpire Signature: de KLERK Marelize (RSA)
Judge Signature: MARTENS-HODGES Stephanie (SIN)
Reserve Umpire Signature: CONEN Ute (GER)

Team	Minute	Shirt No.	Action	Score
AUS	17	30	FG	1 - 0
NED	20	17	PC	1 - 1
NED	46	17	PC	1 - 2

Team	Minute	Shirt No.	Action	Score

Team	Minute	Shirt No.	Action	Score

Remarks

Tournament Director - ELLIS Janet (CAN)

Legend: (C) Captain (GK) Goalkeeper X Starting Player

Match Highlights



WOMEN'S POOL WA MATCH W20

Olympic Green Hockey Stadium / SAT 16 AUG 2008 / START TIME: 10:30

AUS - Australia		Final Score		NED - Netherlands	
		1-2			

Match No.: W20 **Time:** 10:30 **Weather Conditions:** Sunny, 28C, Humidity 45%

Umpires: GARNETT Sarah(NZL) ; de KLERK Marelize(RSA)

Reserve Umpire: CONEN Ute(GER)

Match Statistics

AUS		Goals / Shots					Cards		NED		Goals / Shots					Cards	
Coach: MURRAY Frank	Total	%	FG	PC	PS	G	Y	R	Coach: LAMMERS Marc	Total	%	FG	PC	PS	G	Y	R
4 EASTHAM Casey									1 de ROEVER Lisanne (GK)								
6 RIVERS Megan	0/1		0	0/1					3 MULDER Eefke	0/1	0	0/1					
7 WALKER Kim									4 MOREIRA de MELO Fatima	0/1	0	0/1					
10 HOLLYWOOD Kate	0/2		0	0/2					7 van GEENHUIZEN Miek								1
11 HALLIDAY Emily									9 DIJKSTRA Wieke								
12 BLYTH Madonna									11 GODERIE Maartje								
13 LIDDELOW Shelly									12 WELTEN Lidewij								
14 ARROLD Jessica									13 SMABERS Minke								
15 McGURK Kobie									14 BOOIJ Minke (C)	0/1	0	0/1					
17 IMISON Rachel (GK)									15 SCHOPMAN Janneke	0/1	0	0/1					
24 LAMBERT Angela	0/2	0		0/2					17 PAUMEN Maartje	2/7	28		2/7				
25 WELLS Melanie (C)	0/1	0	0/1						18 van AS Naomi								
28 MUNRO Hope	0/1	0	0/1						19 HOOG Ellen	0/1	0	0/1					
29 ATTARD Teneal									21 POLKAMP Sophie								
30 YOUNG Sarah	1/1	100	1/1						24 de GOEDE Eva	0/1	0	0/1					
32 HUDSON Nicole	0/1	0	0/1						27 AGLIOTTI Marilyn	0/1	0	0/1					
Totals:	1/9	11	1/7	0/2					Totals:	2/14	14	0/6	2/8		1		

Play By Play

Time	Action	Score	Team	No.	Player	Time	Action	Score	Team	No.	Player
First Half						Second Half					
03:08	Shot Save		NED	24	de GOEDE Eva	35:09	Sub. No 12 off		NED	4	MOREIRA de MELO Fatima
05:10	Sub. No 4 off		AUS	10	HOLLYWOOD Kate	35:12	Sub. No 18 off		NED	19	HOOG Ellen
05:39	Sub. No 6 off		AUS	32	HUDSON Nicole	35:15	Sub. No 27 off		NED	21	POLKAMP Sophie
06:26	Shot Miss		NED	3	MULDER Eefke	35:47	Shot Save		AUS	25	WELLS Melanie
07:15	Sub. No 24 off		AUS	29	ATTARD Teneal	36:11	Sub. No 7 off		AUS	12	BLYTH Madonna
07:41	Sub. No 24 off		NED	27	AGLIOTTI Marilyn	36:16	Sub. No 13 off		AUS	14	ARROLD Jessica
08:01	PC		NED			36:20	Sub. No 29 off		AUS	15	McGURK Kobie
08:36	Shot PC Save		NED	14	BOOIJ Minke	36:24	Sub. No 32 off		AUS	28	MUNRO Hope
09:27	Sub. No 30 off		AUS	4	EASTHAM Casey	37:12	Sub. No 3 off		NED	7	van GEENHUIZEN Miek
09:30	Sub. No 4 off		NED	12	WELTEN Lidewij	39:38	Shot Save		NED	19	HOOG Ellen
09:34	Sub. No 25 off		AUS	7	WALKER Kim	39:45	PC		NED		
10:05	Sub. No 19 off		NED	18	van AS Naomi	40:17	Shot PC Miss		NED	17	PAUMEN Maartje
10:28	Sub. No 28 off		AUS	6	RIVERS Megan	40:26	Sub. No 4 off		AUS	10	HOLLYWOOD Kate
11:45	PC		NED			41:25	Sub. No 24 off		AUS	29	ATTARD Teneal
12:34	Shot PC Miss		NED	17	PAUMEN Maartje	41:29	Sub. No 25 off		AUS	7	WALKER Kim
12:45	Sub. No 32 off		AUS	24	LAMBERT Angela	42:07	Shot GK save		AUS	10	HOLLYWOOD Kate
12:51	Sub. No 11 off		NED	9	DIJKSTRA Wieke	42:53	Sub. No 24 off		NED	27	AGLIOTTI Marilyn
13:05	Sub. No 12 off		AUS	30	YOUNG Sarah	43:05	Sub. No 4 off		NED	12	WELTEN Lidewij
13:22	Sub. No 15 off		AUS	32	HUDSON Nicole	43:12	Sub. No 6 off		AUS	32	HUDSON Nicole
14:03	PC		NED			43:46	Sub. No 30 off		AUS	4	EASTHAM Casey

14:32	Shot PC Save		<u>NED</u>	17	<u>PAUMEN Maartje</u>	44:11	Sub. No 19 off		<u>NED</u>	18	<u>van AS Naomi</u>
14:54	Sub. No 14 off		<u>AUS</u>	25	<u>WELLS Melanie</u>	44:59	PC		<u>NED</u>		
16:12	Shot Goal	1-0	<u>AUS</u>	30	<u>YOUNG Sarah</u>	45:35	Shot PC Goal	1-2	<u>NED</u>	17	<u>PAUMEN Maartje</u>
16:24	Sub. No 3 off		<u>NED</u>	7	<u>van GEENHUIZEN Miek</u>	45:42	Sub. No 11 off		<u>NED</u>	9	<u>DIJKSTRA Wieke</u>
16:42	Sub. No 32 off		<u>AUS</u>	28	<u>MUNRO Hope</u>	45:46	Sub. No 15 off		<u>AUS</u>	24	<u>LAMBERT Angela</u>
17:41	Sub. No 11 off		<u>AUS</u>	15	<u>McGURK Kobie</u>	45:56	Sub. No 14 off		<u>AUS</u>	25	<u>WELLS Melanie</u>
17:44	Sub. No 10 off		<u>AUS</u>	12	<u>BLYTH Madonna</u>	46:27	Shot GK save		<u>AUS</u>	28	<u>MUNRO Hope</u>
19:20	PC		<u>NED</u>			47:17	Sub. No 28 off		<u>AUS</u>	6	<u>RIVERS Megan</u>
19:59	Shot PC Goal	1-1	<u>NED</u>	17	<u>PAUMEN Maartje</u>	47:30	Shot Save		<u>AUS</u>	32	<u>HUDSON Nicole</u>
20:09	Sub. No 7 off		<u>AUS</u>	14	<u>ARROLD Jessica</u>	47:37	PC		<u>AUS</u>		
20:34	Sub. No 18 off		<u>NED</u>	19	<u>HOOG Ellen</u>	48:30	Shot PC Save		<u>AUS</u>	24	<u>LAMBERT Angela</u>
20:39	Sub. No 12 off		<u>NED</u>	4	<u>MOREIRA de MELO Fatima</u>	49:25	Sub. No 29 off		<u>AUS</u>	15	<u>McGURK Kobie</u>
20:43	Sub. No 27 off		<u>NED</u>	24	<u>de GOEDE Eva</u>	49:44	Sub. No 12 off		<u>AUS</u>	30	<u>YOUNG Sarah</u>
21:44	Sub. No 29 off		<u>AUS</u>	11	<u>HALLIDAY Emily</u>	50:21	Sub. No 21 off		<u>NED</u>	24	<u>de GOEDE Eva</u>
22:44	Sub. No 6 off		<u>AUS</u>	32	<u>HUDSON Nicole</u>	50:33	Serious Injury		<u>AUS</u>	25	<u>WELLS Melanie</u>
23:11	Sub. No 9 off		<u>NED</u>	11	<u>GODERIE Maartje</u>	50:50	Sub. No 25 off		<u>AUS</u>	14	<u>ARROLD Jessica</u>
24:38	Sub. No 4 off		<u>AUS</u>	10	<u>HOLLYWOOD Kate</u>	50:32	Shot Save		<u>NED</u>	15	<u>SCHOPMAN Janneke</u>
26:01	Sub. No 25 off		<u>AUS</u>	7	<u>WALKER Kim</u>	51:27	Sub. No 12 off		<u>NED</u>	4	<u>MOREIRA de MELO Fatima</u>
26:53	Sub. No 19 off		<u>NED</u>	18	<u>van AS Naomi</u>	51:31	Sub. No 18 off		<u>NED</u>	19	<u>HOOG Ellen</u>
26:57	Sub. No 24 off		<u>NED</u>	27	<u>AGLIOTTI Marilyn</u>	51:34	Sub. No 27 off		<u>NED</u>	3	<u>MULDER Eefke</u>
27:02	Sub. No 24 off		<u>AUS</u>	29	<u>ATTARD Teneal</u>	52:38	Sub. No 10 off		<u>AUS</u>	12	<u>BLYTH Madonna</u>
27:59	Sub. No 30 off		<u>AUS</u>	4	<u>EASTHAM Casey</u>	53:06	Sub. No 7 off		<u>AUS</u>	29	<u>ATTARD Teneal</u>
29:06	PC		<u>NED</u>			53:52	Green Card		<u>NED</u>	7	<u>van GEENHUIZEN Miek</u>
30:09	PC No Shot		<u>NED</u>	17	<u>PAUMEN Maartje</u>	54:54	Sub. No 13 off		<u>NED</u>	11	<u>GODERIE Maartje</u>
30:14	Sub. No 28 off		<u>AUS</u>	6	<u>RIVERS Megan</u>	54:58	Sub. No 32 off		<u>AUS</u>	28	<u>MUNRO Hope</u>
30:24	Sub. No 14 off		<u>AUS</u>	25	<u>WELLS Melanie</u>	56:18	Minor Injury		<u>NED</u>	4	<u>MOREIRA de MELO Fatima</u>
30:27	Sub. No 15 off		<u>AUS</u>	24	<u>LAMBERT Angela</u>	56:13	Sub. No 4 off		<u>AUS</u>	13	<u>LIDDELOW Shelly</u>
30:51	Sub. No 4 off		<u>NED</u>	12	<u>WELTEN Lidewij</u>	58:05	Sub. No 6 off		<u>AUS</u>	32	<u>HUDSON Nicole</u>
30:55	Sub. No 7 off		<u>NED</u>	3	<u>MULDER Eefke</u>	58:18	Sub. No 14 off		<u>AUS</u>	7	<u>WALKER Kim</u>
31:22	Sub. No 12 off		<u>AUS</u>	30	<u>YOUNG Sarah</u>	59:13	Sub. No 19 off		<u>NED</u>	18	<u>van AS Naomi</u>
32:27	Shot GK save		<u>AUS</u>	10	<u>HOLLYWOOD Kate</u>	59:18	Sub. No 3 off		<u>NED</u>	27	<u>AGLIOTTI Marilyn</u>
32:33	Shot Save		<u>AUS</u>	6	<u>RIVERS Megan</u>	59:31	Sub. No 9 off		<u>NED</u>	13	<u>SMABERS Minke</u>
32:37	PC		<u>AUS</u>			59:45	Shot GK save		<u>NED</u>	4	<u>MOREIRA de MELO Fatima</u>
32:51	Minor Injury		<u>NED</u>	15	<u>SCHOPMAN Janneke</u>	59:51	PC		<u>NED</u>		
32:58	Shot PC Miss		<u>AUS</u>	24	<u>LAMBERT Angela</u>	60:45	Shot PC GK save		<u>NED</u>	17	<u>PAUMEN Maartje</u>
33:13	Sub. No 10 off		<u>AUS</u>	13	<u>LIDDELOW Shelly</u>	62:40	Sub. No 30 off		<u>AUS</u>	4	<u>EASTHAM Casey</u>
33:25	Serious Injury		<u>NED</u>	21	<u>POLKAMP Sophie</u>	63:53	Sub. No 29 off		<u>AUS</u>	14	<u>ARROLD Jessica</u>
33:29	Sub. No 21 off		<u>NED</u>	24	<u>de GOEDE Eva</u>	64:15	Sub. No 11 off		<u>NED</u>	9	<u>DIJKSTRA Wieke</u>
						64:51	Sub. No 28 off		<u>AUS</u>	6	<u>RIVERS Megan</u>
						65:21	Sub. No 12 off		<u>AUS</u>	30	<u>YOUNG Sarah</u>
						65:33	Shot Miss		<u>NED</u>	27	<u>AGLIOTTI Marilyn</u>
						65:48	Sub. No 13 off		<u>AUS</u>	12	<u>BLYTH Madonna</u>
						66:47	Sub. No 18 off		<u>NED</u>	11	<u>GODERIE Maartje</u>
						67:22	Sub. No 32 off		<u>AUS</u>	13	<u>LIDDELOW Shelly</u>

Rank	Teams	P	W	D	L	GF	GA	GD	Pts
1	<u>NED</u>	4	4	0	0	12	3	+9	12
2	<u>AUS</u>	4	3	0	1	15	7	+8	9
3	<u>CHN</u>	3	2	0	1	6	1	+5	6
4	<u>ESP</u>	3	1	0	2	3	10	-7	3
5	<u>KOR</u>	3	0	0	3	7	10	-3	0
6	<u>RSA</u>	3	0	0	3	0	12	-12	0

Teams	Date	Time
<u>KOR</u> vs <u>CHN</u>	16 AUG 2008	18:30
<u>ESP</u> vs <u>RSA</u>	16 AUG 2008	21:00
<u>KOR</u> vs <u>RSA</u>	18 AUG 2008	10:30
<u>NED</u> vs <u>ESP</u>	18 AUG 2008	18:30
<u>CHN</u> vs <u>AUS</u>	18 AUG 2008	21:00

Legend

AET - After Extra Time
G - Green Card
GF - Goals For
PC - Penalty Corner
Pts - Points
W - Matches Won
(C) - Captain

D - Matches Drawn
GA - Goals Against
L - Matches Lost
PS - Penalty Stroke
R - Red Card
Y - Yellow Card
(GK) - Goalkeeper

FG - Field Goal
GD - Goals Difference
P - Matches Played
PSC - Penalty Stroke Competition
S - Suspended
% - Conversion Percentage

11:53:55 16 AUG 2008
HOW400A10_C69 1.0



MATCH REPORT

比赛报告 / BILAN DU MATCH

Date: SAT 16 AUG 2008 Time: 18:30 Pool: WA Venue: Olympic Green Hockey Stadium Pitch: 1 Match No.: W23

Result

KOR-Korea

Full Time	1 - 6
Halftime	0 - 2

CHN-China

Time on	Shirt No.	Name	Green	Yellow	Red
X	1	MOON Young Hui (GK)			
X	3	CHO Hye Sook			
12	5	KIM Young Ran			
X	7	LEE Seon Ok (C)			
X	8	KIM Jung Hee			
X	9	PARK Mi Hyun			
11	10	KIM Jin Kyoung			
X	11	KIM Mi Seon			
X	12	KIM Jong Eun		28	
X	14	EUM Mi Young			
X	15	GIM Sung Hee			
15	17	SEO Hye Jin			
X	18	PARK Jeong Sook			
X	19	KIM Eun Sil			
21	22	KIM Darae			
20	23	HAN Hye Lyoung			
Coach		HAN Jin Soo			

Time on	Shirt No.	Name	Green	Yellow	Red
X	1	MA Yibo (C)			
52	3	CHEN Zhaoxia			
X	5	CHENG Hui			
	7	HUANG Junxia			
X	8	FU Baorong			
X	9	LI Shuang			
X	10	GAO Lihua			
X	11	TANG Chunling	25		
X	12	ZHOU Wanfeng			
X	16	ZHANG Yimeng (GK)			
X	17	LI Hongxia			
10	18	REN Ye	17		
X	19	CHEN Qiuqi			
8	21	ZHAO Yudiao			
X	22	SONG Qingling			
65	31	PAN Fengzhen (GK)			
Coach		KIM Chang Back (KOR)			

Team Manager	Signature
YOO Duk	
Umpire	Signature
ASHTON-LUCY Julie (AUS)	
Judge	Signature
GILL Julia (GBR)	
Technical Officer	Signature
BROWN Sheila (RSA)	

Team Manager	Signature
DU Zhaocai	
Umpire	Signature
de la FUENTE Carolina (ARG)	
Judge	Signature
MORROW Sheila (GBR)	
Reserve Umpire	Signature
IPARRAGUIRRE Soledad (ARG)	

Team	Minute	Shirt No.	Action	Score
CHN	30	11	FG	0 - 1
CHN	33	11	FG	0 - 2
CHN	39	8	FG	0 - 3
CHN	40	8	FG	0 - 4
CHN	41	11	FG	0 - 5

Team	Minute	Shirt No.	Action	Score
KOR	53	7	PS	1 - 5
CHN	64	8	FG	1 - 6

Team	Minute	Shirt No.	Action	Score

Remarks

Tournament Director - ELLIS Janet (CAN)

Legend:	(C) Captain	(GK) Goalkeeper	X Starting Player
---------	-------------	-----------------	-------------------

Match Highlights



WOMEN'S POOL WA MATCH W23

Olympic Green Hockey Stadium / SAT 16 AUG 2008 / START TIME: 18:30

KOR - Korea		Final Score		CHN - China	
		1-6			

Match No.: W23 **Time:** 18:30 **Weather Conditions:** Partly cloudy, 26C, Humidity 60%

Umpires: ASHTON-LUCY Julie(AUS) ; de la FUENTE Carolina(ARG)

Reserve Umpire: IPARRAGUIRRE Soledad(ARG)

Match Statistics

KOR		Goals / Shots					Cards			CHN		Goals / Shots					Cards		
Coach: HAN Jin Soo		Total	%	FG	PC	PS	G	Y	R	Coach: KIM Chang Back		Total	%	FG	PC	PS	G	Y	R
1	<u>MOON Young Hui</u> (GK)									1	<u>MA Yibo</u> (C)	0/5	0		0/5				
3	<u>CHO Hye Sook</u>									3	<u>CHEN Zhaoxia</u>								
5	<u>KIM Young Ran</u>									5	<u>CHENG Hui</u>	0/1	0	0/1					
7	<u>LEE Seon Ok</u> (C)	1/6	16		0/5	1/1				7	<u>HUANG Junxia</u>								
8	<u>KIM Jung Hee</u>	0/1	0		0/1					8	<u>FU Baorong</u>	3/4	75	3/4					
9	<u>PARK Mi Hyun</u>	0/1	0	0/1						9	<u>LI Shuang</u>								
10	<u>KIM Jin Kyoung</u>	0/2	0	0/1	0/1					10	<u>GAO Lihua</u>								
11	<u>KIM Mi Seon</u>	0/1	0	0/1						11	<u>TANG Chunling</u>	3/3	100	3/3					1
12	<u>KIM Jong Eun</u>	0/2	0		0/2			1		12	<u>ZHOU Wanfeng</u>	0/1	0		0/1				
14	<u>EUM Mi Young</u>									16	<u>ZHANG Yimeng</u> (GK)								
15	<u>GIM Sung Hee</u>									17	<u>LI Hongxia</u>								
17	<u>SEO Hye Jin</u>	0/1	0	0/1						18	<u>REN Ye</u>								1
18	<u>PARK Jeong Sook</u>	0/3	0	0/1	0/2					19	<u>CHEN Qiuqi</u>								
19	<u>KIM Eun Sil</u>	0/1	0		0/1					21	<u>ZHAO Yudiao</u>								
22	<u>KIM Darae</u>									22	<u>SONG Qingling</u>	0/3	0	0/2	0/1				
23	<u>HAN Hye Lyoung</u>									31	<u>PAN Fengzhen</u> (GK)								
Totals:		1/18	5	0/5	0/12	1/1		1		Totals:	6/17	35	6/10	0/7		2			

Play By Play

Time	Action	Score	Team	No.	Player	Time	Action	Score	Team	No.	Player
First Half						Second Half					
01:02	PC		CHN			35:12	Sub. No 18 off		CHN	5	<u>CHENG Hui</u>
01:51	Shot PC GK save		CHN	1	<u>MA Yibo</u>	35:15	Sub. No 21 off		CHN	8	<u>FU Baorong</u>
04:20	Shot GK save		CHN	8	<u>FU Baorong</u>	35:30	Sub. No 9 off		KOR	10	<u>KIM Jin Kyoung</u>
04:28	PC		CHN			35:56	Sub. No 14 off		KOR	22	<u>KIM Darae</u>
05:13	Shot PC GK save		CHN	1	<u>MA Yibo</u>	36:51	Sub. No 22 off		CHN	18	<u>REN Ye</u>
06:12	PC		CHN			37:20	Sub. No 10 off		CHN	21	<u>ZHAO Yudiao</u>
06:50	Shot PC GK save		CHN	1	<u>MA Yibo</u>	38:07	Shot GK save		CHN	5	<u>CHENG Hui</u>
07:00	Shot PC Miss		CHN	22	<u>SONG Qingling</u>	38:14	Shot Goal	0-3	CHN	8	<u>FU Baorong</u>
07:26	Sub. No 8 off		CHN	21	<u>ZHAO Yudiao</u>	38:31	Sub. No 5 off		CHN	22	<u>SONG Qingling</u>
09:19	Shot GK save		CHN	22	<u>SONG Qingling</u>	39:02	Shot Miss		KOR	11	<u>KIM Mi Seon</u>
09:49	Sub. No 22 off		CHN	18	<u>REN Ye</u>	39:34	Shot GK save		KOR	18	<u>PARK Jeong Sook</u>
10:46	Sub. No 14 off		KOR	10	<u>KIM Jin Kyoung</u>	39:46	Shot Goal	0-4	CHN	8	<u>FU Baorong</u>
11:32	Sub. No 11 off		CHN	8	<u>FU Baorong</u>	40:00	Sub. No 22 off		KOR	9	<u>PARK Mi Hyun</u>
11:35	Sub. No 3 off		KOR	5	<u>KIM Young Ran</u>	40:06	Sub. No 17 off		CHN	5	<u>CHENG Hui</u>
12:15	PC		KOR			40:10	Sub. No 8 off		CHN	10	<u>GAO Lihua</u>
12:55	Shot PC GK save		KOR	12	<u>KIM Jong Eun</u>	40:42	Shot Goal	0-5	CHN	11	<u>TANG Chunling</u>
13:04	Shot PC Save		KOR	18	<u>PARK Jeong Sook</u>	41:39	Sub. No 11 off		CHN	8	<u>FU Baorong</u>
13:08	PC		KOR			41:41	Sub. No 10 off		KOR	17	<u>SEO Hye Jin</u>
13:25	Shot PC Save		KOR	7	<u>LEE Seon Ok</u>	41:44	Sub. No 18 off		CHN	17	<u>LI Hongxia</u>
13:30	Sub. No 10 off		CHN	11	<u>TANG Chunling</u>	43:22	Sub. No 10 off		CHN	11	<u>TANG Chunling</u>
13:47	Sub. No 5 off		CHN	22	<u>SONG Qingling</u>	44:00	Sub. No 18 off		KOR	10	<u>KIM Jin Kyoung</u>
14:30	Shot GK save		KOR	9	<u>PARK Mi Hyun</u>	44:03	Sub. No 22 off		CHN	18	<u>REN Ye</u>
14:54	Sub. No 15 off		KOR	17	<u>SEO Hye Jin</u>	45:11	Sub. No 8 off		CHN	10	<u>GAO Lihua</u>
15:34	Sub. No 21 off		CHN	10	<u>GAO Lihua</u>	46:07	Sub. No 17 off		CHN	22	<u>SONG Qingling</u>
16:49	Green Card		CHN	18	<u>REN Ye</u>	46:20	PC		CHN		
17:05	Shot Miss		CHN	22	<u>SONG Qingling</u>	47:06	Shot PC GK save		CHN	12	<u>ZHOU Wanfeng</u>
17:08	Sub. No 17 off		CHN	5	<u>CHENG Hui</u>	47:17	Sub. No 8 off		KOR	3	<u>CHO Hye Sook</u>
18:00	Sub. No 18 off		KOR	15	<u>GIM Sung Hee</u>	47:25	Sub. No 15 off		KOR	18	<u>PARK Jeong Sook</u>
18:35	Sub. No 18 off		CHN	17	<u>LI Hongxia</u>	48:25	Sub. No 5 off		CHN	17	<u>LI Hongxia</u>
19:28	Sub. No 9 off		KOR	23	<u>HAN Hye Lyoung</u>	49:24	Sub. No 11 off		CHN	8	<u>FU Baorong</u>

19:57	Sub. No 11 off	CHN	21	ZHAO Yudiao	49:50	Sub. No 3 off	KOR	8	KIM Jung Hee
20:29	Sub. No 12 off	KOR	22	KIM Darae	49:59	Sub. No 10 off	KOR	15	GIM Sung Hee
20:55	Sub. No 10 off	CHN	11	TANG Chunling	50:17	PC	KOR		
21:54	PC	KOR			50:59	Shot PC GK save	KOR	12	KIM Jong Eun
22:37	Shot PC GK save	KOR	7	LEE Seon Ok	51:02	PC	KOR		
22:41	Shot PC Save	KOR	10	KIM Jin Kyoung	51:24	Shot PC GK save	KOR	7	LEE Seon Ok
22:43	Sub. No 5 off	CHN	18	REN Ye	51:31	Shot PC Save	KOR	8	KIM Jung Hee
24:13	Shot GK save	KOR	10	KIM Jin Kyoung	51:36	Sub. No 10 off	CHN	11	TANG Chunling
24:17	PC	KOR			51:41	Sub. No 18 off	CHN	3	CHEN Zhaoxia
24:41	Shot PC Save	KOR	7	LEE Seon Ok	51:56	Sub. No 17 off	KOR	14	EUM Mi Young
24:45	Sub. No 21 off	CHN	10	GAO Lihua	52:45	Sub. No 8 off	CHN	10	GAO Lihua
24:51	Green Card	CHN	11	TANG Chunling	52:59	Shot PS Goal	1-5 KOR	7	LEE Seon Ok
25:19	Sub. No 10 off	KOR	18	PARK Jeong Sook	54:06	PC	CHN		
26:07	Sub. No 22 off	CHN	5	CHENG Hui	54:32	Sub. No 19 off	CHN	5	CHENG Hui
27:06	Sub. No 23 off	KOR	12	KIM Jong Eun	54:35	Sub. No 17 off	CHN	18	REN Ye
27:09	Sub. No 22 off	KOR	9	PARK Mi Hyun	54:50	Shot PC GK save	CHN	1	MA Yibo
27:56	Yellow Card	KOR	12	KIM Jong Eun	55:34	Sub. No 5 off	KOR	3	CHO Hye Sook
28:04	Sub. No 18 off	CHN	22	SONG Qingling	56:11	Sub. No 15 off	KOR	10	KIM Jin Kyoung
29:22	Shot Goal	0-1 CHN	11	TANG Chunling	56:34	Sub. No 22 off	CHN	17	LI Hongxia
29:41	Sub. No 17 off	KOR	14	EUM Mi Young	56:36	Sub. No 10 off	CHN	8	FU Baorong
29:45	Sub. No 5 off	CHN	18	REN Ye	56:40	Sub. No 14 off	KOR	17	SEO Hye Jin
32:17	Shot Goal	0-2 CHN	11	TANG Chunling	56:53	Sub. No 3 off	CHN	19	CHEN Qiuqi
32:32	Sub. No 8 off	CHN	21	ZHAO Yudiao	58:07	Sub. No 21 off	CHN	22	SONG Qingling
34:54	Suspension Ends	KOR	12	KIM Jong Eun	58:14	Sub. No 11 off	KOR	22	KIM Darae
					60:42	PC	CHN		
					61:20	Shot PC GK save	CHN	1	MA Yibo
					61:25	Sub. No 9 off	KOR	23	HAN Hye Lyoung
					61:27	Sub. No 12 off	KOR	11	KIM Mi Seon
					62:02	Sub. No 11 off	CHN	10	GAO Lihua
					62:06	Sub. No 3 off	KOR	5	KIM Young Ran
					62:22	Sub. No 22 off	CHN	21	ZHAO Yudiao
					62:26	Sub. No 18 off	KOR	15	GIM Sung Hee
					63:13	Sub. No 17 off	CHN	22	SONG Qingling
					63:20	Shot Goal	1-6 CHN	8	FU Baorong
					63:38	Sub. No 8 off	CHN	11	TANG Chunling
					64:07	PC	KOR		
					64:48	Shot PC GK save	KOR	19	KIM Eun Sil
					64:54	Sub. No 16 off	CHN	31	PAN Fengzhen
					65:18	PC	KOR		
					65:45	Shot PC Miss	KOR	7	LEE Seon Ok
					65:50	Sub. No 10 off	CHN	8	FU Baorong
					65:59	Sub. No 22 off	KOR	9	PARK Mi Hyun
					66:02	Sub. No 23 off	KOR	12	KIM Jong Eun
					66:07	Sub. No 10 off	KOR	18	PARK Jeong Sook
					67:20	Sub. No 11 off	CHN	10	GAO Lihua
					68:14	Shot Miss	KOR	17	SEO Hye Jin
					68:19	PC	KOR		
					68:59	Shot PC GK save	KOR	18	PARK Jeong Sook
					69:19	Sub. No 5 off	CHN	3	CHEN Zhaoxia

Pool WA Standings

Rank	Teams	P	W	D	L	GF	GA	GD	Pts
1	NED	4	4	0	0	12	3	+9	12
2	CHN	4	3	0	1	12	2	+10	9
3	AUS	4	3	0	1	15	7	+8	9
4	ESP	3	1	0	2	3	10	-7	3
5	KOR	4	0	0	4	8	16	-8	0
6	RSA	3	0	0	3	0	12	-12	0

Pool WA Next Round Matches

Teams	Date	Time
ESP vs RSA	16 AUG 2008	21:00
KOR vs RSA	18 AUG 2008	10:30
NED vs ESP	18 AUG 2008	18:30
CHN vs AUS	18 AUG 2008	21:00

Legend

AET - After Extra Time
G - Green Card
GF - Goals For
PC - Penalty Corner

D - Matches Drawn
GA - Goals Against
L - Matches Lost
PS - Penalty Stroke

FG - Field Goal
GD - Goals Difference
P - Matches Played
PSC - Penalty Stroke Competition

Pts - Points
W - Matches Won
(C) - Captain

R - Red Card
Y - Yellow Card
(GK) - Goalkeeper

S - Suspended
% - Conversion Percentage

19:56:08 16 AUG 2008
HOW400A11_C69 1.0



MATCH REPORT

比赛报告 / BILAN DU MATCH

Date: SAT 16 AUG 2008 Time: 21:00 Pool: WA Venue: Olympic Green Hockey Stadium Pitch: 1 Match No.: W24

Result

ESP-Spain

Full Time	1 - 0
Halftime	1 - 0

RSA-South Africa

Time on	Shirt No.	Name	Green	Yellow	Red
X	1	ROSA Maria Jesus (GK)			
X	2	MENENDEZ Julia			
X	3	YBARRA Rocio			
8	7	MALDA Barbara			
X	9	MUNOZ Silvia (C)			
X	10	BONASTRE Silvia	50		
X	11	ROMAGOSA Maria	35		
	12	EJARQUE Marta			
6	13	HUERTAS Raquel			
X	14	SANCHEZ Pilar			
X	17	CAMON Nuria			
	19	LOPEZ de EGUILAZ Maria (GK)			
X	20	CRUZ Montse			
X	21	TERMENS Ester			
9	22	COMERMA Gloria			
X	23	OLIVA Georgina	32		
Coach		USOZ Pablo			

Time on	Shirt No.	Name	Green	Yellow	Red
X	1	RIX Mariette (GK)			
	2	MANGISA Vuyisanani (GK)			
X	3	HECTOR Kate			
X	5	HOSKING Taryn			
X	7	BROWN Cindy			
X	8	MARESCIA Marsha (C)			
8	10	RUSSELL Shelley			
X	13	DEETLEFS Lisa-Marie			
X	16	WILSON Jennifer			
23	17	GEORGE Leslie-Ann			
X	18	RYAN Vida			
	19	RYAN Vidette			
X	21	MARAIS Lenise	47		
X	22	TAYLOR Kathleen			
17	24	BUTLER Fiona			
X	29	BRIGHT Tarryn			
Coach		KING Jennifer			

Team Manager	Signature
IMBERS Ivet	
Umpire	Signature
LEE Keum Ju (KOR)	
Judge	Signature
LIU Huirong (CHN)	
Technical Officer	Signature
STERN Rosie (AUS)	

Team Manager	Signature
BAAITJIES Shaune	
Umpire	Signature
SPITALERI Gina (ITA)	
Judge	Signature
GILL Julia (GBR)	
Reserve Umpire	Signature
IPARRAGUIRRE Soledad (ARG)	

Team	Minute	Shirt No.	Action	Score
ESP	31	11	PC	1 - 0

Team	Minute	Shirt No.	Action	Score

Team	Minute	Shirt No.	Action	Score

Remarks

Tournament Director - ELLIS Janet (CAN)

Legend:	(C) Captain	(GK) Goalkeeper	X Starting Player
---------	-------------	-----------------	-------------------

Match Highlights



WOMEN'S POOL WA MATCH W24

Olympic Green Hockey Stadium / SAT 16 AUG 2008 / START TIME: 21:00

ESP - Spain		Final Score		RSA - South Africa	
		1-0			

Match No.: W24 **Time:** 21:00 **Weather Conditions:** Partly cloudy, 26C, Humidity 60%

Umpires: LEE Keum Ju(KOR) ; SPITALERI Gina(ITA)

Reserve Umpire: IPARRAGUIRRE Soledad(ARG)

Match Statistics

ESP		Goals / Shots					Cards			RSA		Goals / Shots					Cards		
Coach: USOZ Pablo		Total	%	FG	PC	PS	G	Y	R	Coach: KING Jennifer		Total	%	FG	PC	PS	G	Y	R
1	ROSA Maria Jesus (GK)									1	1	RIX Mariette (GK)							
2	MENENDEZ Julia											2	MANGISA Vuyisanani (GK)						
3	YBARRA Rocio	0/1	0		0/1							3	HECTOR Kate	0/1	0		0/1		
7	MALDA Barbara	0/1	0	0/1								5	HOSKING Taryn						
9	MUNOZ Silvia (C)	0/2	0	0/1	0/1							7	BROWN Cindy	0/2	0		0/2		
10	BONASTRE Silvia							1				8	MARESCIA Marsha (C)						
11	ROMAGOSA Maria	1/3	33		1/3		1					10	RUSSELL Shelley						
12	EJARQUE Marta											13	DEETLEFS Lisa-Marie						
13	HUERTAS Raquel	0/1	0	0/1								16	WILSON Jennifer	0/2	0	0/2			
14	SANCHEZ Pilar											17	GEORGE Lesle-Ann						
17	CAMON Nuria	0/1	0	0/1								18	RYAN Vida	0/1	0	0/1			
19	LOPEZ de EGUILAZ Maria (GK)											19	RYAN Vidette						
20	CRUZ Montse											21	MARAIS Lenise						1
21	TERMENS Ester											22	TAYLOR Kathleen	0/1	0	0/1			
22	COMERMA Gloria											24	BUTLER Fiona						
23	OLIVA Georgina							1				29	BRIGHT Tarryn	0/5	0	0/2	0/3		
Totals:		1/9	11	0/4	1/5		3				Totals:	0/12	0	0/6	0/6		1		

Play By Play

Time	Action	Score	Team	No.	Player	Time	Action	Score	Team	No.	Player
First Half						Second Half					
05:46	Sub. No 17 off		ESP	13	HUERTAS Raquel	35:41	Sub. No 20 off		ESP	9	MUNOZ Silvia
06:04	Shot GK save		RSA	22	TAYLOR Kathleen	35:46	Sub. No 13 off		RSA	24	BUTLER Fiona
07:33	Sub. No 18 off		RSA	10	RUSSELL Shelley	35:57	Sub. No 21 off		ESP	22	COMERMA Gloria
07:55	Sub. No 20 off		ESP	7	MALDA Barbara	38:18	Shot GK save		RSA	16	WILSON Jennifer
08:38	Sub. No 2 off		ESP	22	COMERMA Gloria	41:20	Shot GK save		ESP	9	MUNOZ Silvia
08:41	Sub. No 21 off		ESP	17	CAMON Nuria	42:17	Sub. No 17 off		ESP	13	HUERTAS Raquel
11:17	PC		ESP			42:53	Sub. No 2 off		ESP	21	TERMENS Ester
12:07	Shot PC Save		ESP	3	YBARRA Rocio	43:14	Sub. No 29 off		RSA	17	GEORGE Lesle-Ann
12:12	Shot PC Save		ESP	9	MUNOZ Silvia	44:17	Sub. No 7 off		ESP	20	CRUZ Montse
12:39	Sub. No 9 off		ESP	2	MENENDEZ Julia	46:23	Green Card		RSA	21	MARAIS Lenise
14:30	Sub. No 23 off		ESP	21	TERMENS Ester	46:28	Sub. No 16 off		RSA	29	BRIGHT Tarryn
16:07	Sub. No 21 off		RSA	24	BUTLER Fiona	47:28	PC		RSA		
16:13	Sub. No 7 off		ESP	20	CRUZ Montse	48:16	Shot PC Save		RSA	3	HECTOR Kate
17:06	Shot GK save		RSA	29	BRIGHT Tarryn	48:21	PC		RSA		
17:08	PC		RSA			48:50	Shot PC GK save		RSA	29	BRIGHT Tarryn
17:50	Shot PC Miss		RSA	29	BRIGHT Tarryn	49:13	PC		RSA		
19:44	Sub. No 17 off		ESP	9	MUNOZ Silvia	49:29	Green Card		ESP	10	BONASTRE Silvia
21:32	Sub. No 2 off		ESP	23	OLIVA Georgina	49:14	Shot PC Miss		RSA	7	BROWN Cindy
21:36	Sub. No 22 off		RSA	18	RYAN Vida	49:24	Sub. No 23 off		ESP	2	MENENDEZ Julia
22:48	Sub. No 21 off		ESP	17	CAMON Nuria	49:29	Sub. No 9 off		ESP	17	CAMON Nuria
22:54	Sub. No 8 off		RSA	17	GEORGE Lesle-Ann	49:36	Sub. No 18 off		RSA	10	RUSSELL Shelley
24:23	Sub. No 20 off		ESP	7	MALDA Barbara	51:24	Sub. No 7 off		RSA	16	WILSON Jennifer
25:27	PC		ESP			54:01	Shot GK save		RSA	16	WILSON Jennifer
26:03	Shot PC Save		ESP	11	ROMAGOSA Maria	55:09	Sub. No 22 off		ESP	23	OLIVA Georgina
27:22	Shot GK save		ESP	7	MALDA Barbara	55:12	Sub. No 13 off		ESP	9	MUNOZ Silvia
27:26	Shot GK save		ESP	17	CAMON Nuria	56:34	Sub. No 20 off		ESP	7	MALDA Barbara
27:29	PC		ESP			57:49	Sub. No 22 off		RSA	18	RYAN Vida
28:02	Shot PC Save		ESP	11	ROMAGOSA Maria	58:43	Sub. No 2 off		ESP	22	COMERMA Gloria
28:07	Sub. No 29 off		RSA	21	MARAIS Lenise	61:26	Sub. No 7 off		ESP	13	HUERTAS Raquel
28:11	Sub. No 16 off		RSA	22	TAYLOR Kathleen	62:56	Shot GK save		RSA	18	RYAN Vida

28:24	Sub. No 13 off		<u>ESP</u>	21	<u>TERMENS Ester</u>	63:09	Sub. No 21 off		<u>ESP</u>	2	<u>MENENDEZ Julia</u>
28:29	Sub. No 3 off		<u>RSA</u>	8	<u>MARESCIA Marsha</u>	64:32	Sub. No 9 off		<u>ESP</u>	20	<u>CRUZ Montse</u>
29:17	Sub. No 22 off		<u>ESP</u>	2	<u>MENENDEZ Julia</u>	65:27	Shot GK save		<u>RSA</u>	29	<u>BRIGHT Tarryn</u>
29:31	PC		<u>ESP</u>			65:40	Sub. No 10 off		<u>RSA</u>	22	<u>TAYLOR Kathleen</u>
30:07	Shot PC Goal	1-0	<u>ESP</u>	11	<u>ROMAGOSA Maria</u>	68:33	Shot GK save		<u>ESP</u>	13	<u>HUERTAS Raquel</u>
30:13	Sub. No 10 off		<u>RSA</u>	16	<u>WILSON Jennifer</u>	68:41	Sub. No 17 off		<u>ESP</u>	9	<u>MUNOZ Silvia</u>
30:26	Sub. No 24 off		<u>RSA</u>	29	<u>BRIGHT Tarryn</u>						
30:45	Sub. No 9 off		<u>ESP</u>	20	<u>CRUZ Montse</u>						
31:54	PC		<u>RSA</u>								
31:59	Green Card		<u>ESP</u>	23	<u>OLIVA Georgina</u>						
32:03	Shot PC GK save		<u>RSA</u>	7	<u>BROWN Cindy</u>						
32:15	PC		<u>RSA</u>								
32:39	Shot PC GK save		<u>RSA</u>	29	<u>BRIGHT Tarryn</u>						
32:46	Sub. No 17 off		<u>RSA</u>	3	<u>HECTOR Kate</u>						
34:54	Green Card		<u>ESP</u>	11	<u>ROMAGOSA Maria</u>						

Pool WA Standings

Rank	Teams	P	W	D	L	GF	GA	GD	Pts
1	<u>NED</u>	4	4	0	0	12	3	+9	12
2	<u>CHN</u>	4	3	0	1	12	2	+10	9
3	<u>AUS</u>	4	3	0	1	15	7	+8	9
4	<u>ESP</u>	4	2	0	2	4	10	-6	6
5	<u>KOR</u>	4	0	0	4	8	16	-8	0
6	<u>RSA</u>	4	0	0	4	0	13	-13	0

Pool WA Next Round Matches

Teams	Date	Time
<u>KOR vs RSA</u>	18 AUG 2008	10:30
<u>NED vs ESP</u>	18 AUG 2008	18:30
<u>CHN vs AUS</u>	18 AUG 2008	21:00

Legend

AET - After Extra Time
G - Green Card
GF - Goals For
PC - Penalty Corner
Pts - Points
W - Matches Won
(C) - Captain

D - Matches Drawn
GA - Goals Against
L - Matches Lost
PS - Penalty Stroke
R - Red Card
Y - Yellow Card
(GK) - Goalkeeper

FG - Field Goal
GD - Goals Difference
P - Matches Played
PSC - Penalty Stroke Competition
S - Suspended
% - Conversion Percentage



MATCH REPORT

比赛报告 / BILAN DU MATCH

Date: MON 18 AUG 2008 Time: 10:30 Pool: WA Venue: Olympic Green Hockey Stadium Pitch: 1 Match No.: W26

Result

KOR-Korea

Full Time	5 - 2
Halftime	4 - 0

RSA-South Africa

Time on	Shirt No.	Name	▼ Green	■ Yellow	● Red
X	1	MOON Young Hui (GK)	8		
18	3	CHO Hye Sook			
X	5	KIM Young Ran			
X	7	LEE Seon Ok (C)			
X	8	KIM Jung Hee			
X	9	PARK Mi Hyun			
X	10	KIM Jin Kyoung			
X	11	KIM Mi Seon			
X	12	KIM Jong Eun			
12	14	EUM Mi Young			
X	15	GIM Sung Hee			
X	17	SEO Hye Jin			
13	18	PARK Jeong Sook			
X	19	KIM Eun Sil			
18	22	KIM Darae			
16	23	HAN Hye Lyoung			
Coach		HAN Jin Soo			

Time on	Shirt No.	Name	▼ Green	■ Yellow	● Red
X	1	RIX Mariette (GK)			
63	2	MANGISA Vuyisanani (GK)			
X	3	HECTOR Kate	15		
X	5	HOSKING Taryn			
X	7	BROWN Cindy			
X	8	MARESCIA Marsha (C)			
12	10	RUSSELL Shelley			
X	13	DEETLEFS Lisa-Marie			
X	16	WILSON Jennifer			
12	17	GEORGE Leslie-Ann			
X	18	RYAN Vida			
13	19	RYAN Vidette			
X	21	MARAIS Lenise			
X	22	TAYLOR Kathleen			
X	24	BUTLER Fiona			
	29	BRIGHT Tarryn			
Coach		KING Jennifer			

Team Manager	Signature
YOO Duk	
Umpire	Signature
BARTLEMA Stella (NED)	
Judge	Signature
LIU Huirong (CHN)	
Technical Officer	Signature
STERN Rosie (AUS)	

Team Manager	Signature
BAAITJIES Shaune	
Umpire	Signature
METCHETTE Carol (IRL)	
Judge	Signature
MARTENS-HODGES Stephanie (SIN)	
Reserve Umpire	Signature
GARNETT Sarah (NZL)	

Team	Minute	Shirt No.	Action	Score
KOR	6	15	PC	1 - 0
KOR	23	7	PS	2 - 0
KOR	29	7	PC	3 - 0
KOR	32	9	FG	4 - 0
RSA	51	3	PC	4 - 1

Team	Minute	Shirt No.	Action	Score
KOR	58	19	PC	5 - 1
RSA	66	18	PC	5 - 2

Team	Minute	Shirt No.	Action	Score

Remarks

Tournament Director - ELLIS Janet (CAN)

Legend:	(C) Captain	(GK) Goalkeeper	X Starting Player
----------------	-------------	-----------------	-------------------

Match Highlights



WOMEN'S POOL WA MATCH W26

Olympic Green Hockey Stadium / MON 18 AUG 2008 / START TIME: 10:30

KOR - Korea	Final Score	RSA - South Africa
	5-2	

Match No.: W26 **Time:** 10:30 **Weather Conditions:** Partly cloudy, 22C, Humidity 78%

Umpires: BARTLEMA Stella(NED) ; METCHETTE Carol(IRL)

Reserve Umpire: GARNETT Sarah(NZL)

Match Statistics

KOR		Goals / Shots					Cards			RSA		Goals / Shots					Cards		
Coach: HAN Jin Soo		Total	%	FG	PC	PS	G	Y	R	Coach: KING Jennifer		Total	%	FG	PC	PS	G	Y	R
1	<u>MOON Young Hui</u> (GK)						1			1	<u>RIX Mariette</u> (GK)								
3	<u>CHO Hye Sook</u>									2	<u>MANGISA Vuyisanani</u> (GK)								
5	<u>KIM Young Ran</u>									3	<u>HECTOR Kate</u>	1/3	33	1/3	1/3				1
7	<u>LEE Seon Ok</u> (C)	2/6	33		1/5	1/1				5	<u>HOSKING Taryn</u>								
8	<u>KIM Jung Hee</u>									7	<u>BROWN Cindy</u>	0/2	0	0/2	0/2				
9	<u>PARK Mi Hyun</u>	1/1	100	1/1						8	<u>MARESCIA Marsha</u> (C)	0/1	0	0/1	0/1				
10	<u>KIM Jin Kyoung</u>									10	<u>RUSSELL Shelley</u>	0/1	0	0/1	0/1				
11	<u>KIM Mi Seon</u>	0/3	0	0/3						13	<u>DEETLEFS Lisa-Marie</u>	0/1	0	0/1	0/1				
12	<u>KIM Jong Eun</u>	0/4	0	0/2	0/2					16	<u>WILSON Jennifer</u>	0/1	0	0/1	0/1				
14	<u>EUM Mi Young</u>	0/2	0	0/1	0/1					17	<u>GEORGE Lesle-Ann</u>								
15	<u>GIM Sung Hee</u>	1/1	100	1/1						18	<u>RYAN Vida</u>	1/1	100	1/1	1/1				
17	<u>SEO Hye Jin</u>	0/1	0	0/1						19	<u>RYAN Vidette</u>								
18	<u>PARK Jeong Sook</u>									21	<u>MARAIS Lenise</u>								
19	<u>KIM Eun Sil</u>	1/1	100	1/1						22	<u>TAYLOR Kathleen</u>	0/1	0	0/1	0/1				
22	<u>KIM Darae</u>	0/1	0	0/1						24	<u>BUTLER Fiona</u>	0/1	0	0/1	0/1				
23	<u>HAN Hye Lyoung</u>									29	<u>BRIGHT Tarryn</u>								
Totals:		5/20	25	1/9	3/10	1/1	1			Totals:	2/12	16	0/5	2/7	1				

Play By Play

Time	Action	Score	Team	No.	Player	Time	Action	Score	Team	No.	Player
First Half						Second Half					
04:54	PC		KOR			35:10	Sub. No 17 off		KOR	11	<u>KIM Mi Seon</u>
05:33	Shot PC Goal	1-0	KOR	15	<u>GIM Sung Hee</u>	35:17	Sub. No 23 off		KOR	12	<u>KIM Jong Eun</u>
07:13	PC		RSA			35:30	Sub. No 18 off		RSA	16	<u>WILSON Jennifer</u>
07:53	Shot PC Miss		RSA	3	<u>HECTOR Kate</u>	39:00	Shot GK save		RSA	8	<u>MARESCIA Marsha</u>
07:56	Green Card		KOR	1	<u>MOON Young Hui</u>	40:16	Shot GK save		KOR	11	<u>KIM Mi Seon</u>
11:04	Sub. No 17 off		KOR	14	<u>EUM Mi Young</u>	41:41	PC		RSA		
11:09	Sub. No 22 off		RSA	10	<u>RUSSELL Shelley</u>	42:20	Shot PC Miss		RSA	7	<u>BROWN Cindy</u>
11:14	Sub. No 24 off		RSA	17	<u>GEORGE Lesle-Ann</u>	43:09	PC		KOR		
12:14	Sub. No 21 off		RSA	19	<u>RYAN Vidette</u>	43:52	Shot PC GK save		KOR	7	<u>LEE Seon Ok</u>
12:20	Sub. No 10 off		KOR	18	<u>PARK Jeong Sook</u>	44:59	Sub. No 16 off		RSA	18	<u>RYAN Vida</u>
13:14	PC		KOR			45:02	Sub. No 22 off		RSA	10	<u>RUSSELL Shelley</u>
13:59	Shot PC Save		KOR	7	<u>LEE Seon Ok</u>	45:24	Sub. No 7 off		RSA	19	<u>RYAN Vidette</u>
14:28	PC		KOR			45:40	Sub. No 12 off		KOR	23	<u>HAN Hye Lyoung</u>
14:40	Green Card		RSA	3	<u>HECTOR Kate</u>	45:50	Sub. No 11 off		KOR	9	<u>PARK Mi Hyun</u>
14:43	Shot PC Save		KOR	12	<u>KIM Jong Eun</u>	46:50	Sub. No 14 off		KOR	17	<u>SEO Hye Jin</u>
14:53	Shot PC Miss		KOR	7	<u>LEE Seon Ok</u>	47:57	Sub. No 24 off		RSA	16	<u>WILSON Jennifer</u>
15:49	Sub. No 11 off		KOR	23	<u>HAN Hye Lyoung</u>	48:02	Sub. No 18 off		KOR	10	<u>KIM Jin Kyoung</u>
16:11	Sub. No 18 off		RSA	22	<u>TAYLOR Kathleen</u>	49:46	Sub. No 19 off		RSA	7	<u>BROWN Cindy</u>
17:12	Sub. No 5 off		KOR	3	<u>CHO Hye Sook</u>	49:51	Sub. No 22 off		KOR	11	<u>KIM Mi Seon</u>
17:23	Sub. No 12 off		KOR	22	<u>KIM Darae</u>	49:56	PC		RSA		
18:06	Sub. No 3 off		RSA	24	<u>BUTLER Fiona</u>	50:40	Shot PC Goal	4-1	RSA	3	<u>HECTOR Kate</u>
19:30	Sub. No 15 off		KOR	10	<u>KIM Jin Kyoung</u>	50:50	Sub. No 5 off		KOR	3	<u>CHO Hye Sook</u>
20:37	Shot GK save		KOR	14	<u>EUM Mi Young</u>	51:05	Sub. No 15 off		KOR	18	<u>PARK Jeong Sook</u>
20:48	Sub. No 9 off		KOR	11	<u>KIM Mi Seon</u>	53:12	Sub. No 18 off		RSA	22	<u>TAYLOR Kathleen</u>
22:10	Shot Miss		KOR	11	<u>KIM Mi Seon</u>	54:04	Sub. No 17 off		RSA	24	<u>BUTLER Fiona</u>
22:38	Sub. No 19 off		RSA	21	<u>MARAIS Lenise</u>	54:22	Shot GK save		KOR	17	<u>SEO Hye Jin</u>
22:55	Shot Save		KOR	11	<u>KIM Mi Seon</u>	55:42	Shot GK save		RSA	16	<u>WILSON Jennifer</u>
23:00	Shot PS Goal	2-0	KOR	7	<u>LEE Seon Ok</u>	56:03	Shot GK save		RSA	10	<u>RUSSELL Shelley</u>
23:00	Sub. No 8 off		RSA	3	<u>HECTOR Kate</u>	56:48	PC		KOR		
23:04	Sub. No 18 off		KOR	15	<u>GIM Sung Hee</u>	57:25	Shot PC Goal	5-1	KOR	19	<u>KIM Eun Sil</u>

23:08	Sub. No 13 off	RSA	19	RYAN Vidette	57:31	Sub. No 23 off	KOR	12	KIM Jong Eun	
23:11	Sub. No 14 off	KOR	17	SEO Hye Jin	57:39	Sub. No 10 off	KOR	15	GIM Sung Hee	
23:50	Sub. No 23 off	KOR	12	KIM Jong Eun	58:06	Sub. No 8 off	RSA	17	GEORGE Lesle-Ann	
24:31	Sub. No 22 off	RSA	18	RYAN Vida	58:51	PC	RSA			
25:03	Sub. No 22 off	KOR	9	PARK Mi Hyun	59:30	PC No Shot	RSA	3	HECTOR Kate	
26:02	Sub. No 3 off	KOR	5	KIM Young Ran	59:52	Sub. No 17 off	KOR	14	EUM Mi Young	
26:08	Sub. No 5 off	RSA	8	MARESCIA Marsha	60:26	Sub. No 10 off	RSA	18	RYAN Vida	
27:16	Sub. No 10 off	KOR	18	PARK Jeong Sook	60:34	Shot GK save	KOR	12	KIM Jong Eun	
27:48	PC	KOR			60:36	PC	KOR			
28:29	Shot PC Goal	3-0	KOR	7	LEE Seon Ok	61:19	Shot PC GK save	KOR	12	KIM Jong Eun
28:43	Sub. No 10 off	RSA	22	TAYLOR Kathleen	61:24	Shot PC GK save	KOR	14	EUM Mi Young	
29:11	Sub. No 7 off	RSA	13	DEETLEFS Lisa-Marie	62:21	Sub. No 1 off	RSA	2	MANGISA Vuyisanani	
30:10	Shot GK save	KOR	12	KIM Jong Eun	62:30	Sub. No 3 off	RSA	8	MARESCIA Marsha	
30:47	Sub. No 12 off	KOR	23	HAN Hye Lyoung	62:21	Sub. No 11 off	KOR	23	HAN Hye Lyoung	
30:51	Sub. No 11 off	KOR	22	KIM Darae	63:27	Sub. No 18 off	KOR	10	KIM Jin Kyoung	
31:03	Shot Goal	4-0	KOR	9	PARK Mi Hyun	63:37	Shot GK save	RSA	24	BUTLER Fiona
32:04	Sub. No 9 off	KOR	14	EUM Mi Young	63:42	PC	RSA			
32:16	Shot GK save	KOR	22	KIM Darae	64:24	Shot PC Save	RSA	13	DEETLEFS Lisa-Marie	
32:37	PC	KOR			65:01	PC	RSA			
33:21	Shot PC Save	KOR	7	LEE Seon Ok	65:49	Shot PC Save	RSA	7	BROWN Cindy	
33:28	Serious Injury	RSA	19	RYAN Vidette	65:53	Shot PC Goal	5-2	RSA	18	RYAN Vida
33:35	Sub. No 19 off	RSA	5	HOSKING Taryn	69:53	Shot Save	RSA	22	TAYLOR Kathleen	
33:36	Sub. No 16 off	RSA	7	BROWN Cindy						

Pool WA Standings

Rank	Teams	P	W	D	L	GF	GA	GD	Pts
1	NED	4	4	0	0	12	3	+9	12
2	CHN	4	3	0	1	12	2	+10	9
3	AUS	4	3	0	1	15	7	+8	9
4	ESP	4	2	0	2	4	10	-6	6
5	KOR	5	1	0	4	13	18	-5	3
6	RSA	5	0	0	5	2	18	-16	0

Pool WA Next Round Matches

Teams	Date	Time
NED vs ESP	18 AUG 2008	18:30
CHN vs AUS	18 AUG 2008	21:00

Legend

AET - After Extra Time
 G - Green Card
 GF - Goals For
 PC - Penalty Corner
 Pts - Points
 W - Matches Won
 (C) - Captain

D - Matches Drawn
 GA - Goals Against
 L - Matches Lost
 PS - Penalty Stroke
 R - Red Card
 Y - Yellow Card
 (GK) - Goalkeeper

FG - Field Goal
 GD - Goals Difference
 P - Matches Played
 PSC - Penalty Stroke Competition
 S - Suspended
 % - Conversion Percentage



MATCH REPORT

比赛报告 / BILAN DU MATCH

Date: **MON 18 AUG 2008** Time: **18:30** Pool: **WA** Venue: **Olympic Green Hockey Stadium** Pitch: **1** Match No.: **W29**

Result

NED-Netherlands

Full Time	2 - 0
Halftime	1 - 0

ESP-Spain

Time on	Shirt No.	Name	▼ Green	■ Yellow	● Red
X	1	de ROEVER Lisanne (GK)			
X	3	MULDER Eefke			
X	4	MOREIRA de MELO Fatima			
17	7	van GEENHUIZEN Miek			
12	9	DIJKSTRA Wieke			
X	11	GODERIE Maartje			
10	12	WELTEN Lidewij	55		
X	13	SMABERS Minke			
X	14	BOOIJ Minke (C)			
X	15	SCHOPMAN Janneke			
X	17	PAUMEN Maartje			
10	18	van AS Naomi			
X	19	HOOG Ellen			
X	21	POLKAMP Sophie			
X	24	de GOEDE Eva			
10	27	AGLIOTTI Marilyn			
Coach		LAMMERS Marc			

Time on	Shirt No.	Name	▼ Green	■ Yellow	● Red
X	1	ROSA Maria Jesus (GK)			
X	2	MENENDEZ Julia			
X	3	YBARRA Rocio			
10	7	MALDA Barbara			
X	9	MUNOZ Silvia (C)			
X	10	BONASTRE Silvia			
X	11	ROMAGOSA Maria			
17	12	EJARQUE Marta			
X	13	HUERTAS Raquel			
X	14	SANCHEZ Pilar			
X	17	CAMON Nuria	59		
	19	LOPEZ de EGUILAZ Maria (GK)			
8	20	CRUZ Montse			
X	21	TERMENS Ester			
8	22	COMERMA Gloria			
X	23	OLIVA Georgina			
Coach		USOZ Pablo			

Team Manager	Signature
LOOIJE Bart	
Umpire	Signature
IPARRAGUIRRE Soledad (ARG)	
Judge	Signature
MARTENS-HODGES Stephanie (SIN)	
Technical Officer	Signature
STERN Rosie (AUS)	

Team Manager	Signature
IMBERS Ivet	
Umpire	Signature
WOOLLEY Minka (AUS)	
Judge	Signature
GILL Julia (GBR)	
Reserve Umpire	Signature
McRAE Anne (GBR)	

Team	Minute	Shirt No.	Action	Score
NED	22	17	PC	1 - 0
NED	69	19	FG	2 - 0

Team	Minute	Shirt No.	Action	Score

Team	Minute	Shirt No.	Action	Score

Remarks

Tournament Director - ELLIS Janet (CAN)

Legend:	(C) Captain	(GK) Goalkeeper	X Starting Player
----------------	-------------	-----------------	-------------------

Match Highlights



WOMEN'S POOL WA MATCH W29

Olympic Green Hockey Stadium / MON 18 AUG 2008 / START TIME: 18:30

NED - Netherlands		Final Score		ESP - Spain	
		2-0			

Match No.: W29 **Time:** 18:30 **Weather Conditions:** Cloudy, 29C, Humidity 45%

Umpires: IPARRAGUIRRE Soledad(ARG) ; WOOLLEY Minka(AUS)

Reserve Umpire: McRAE Anne(GBR)

Match Statistics

NED		Goals / Shots					Cards		ESP		Goals / Shots					Cards			
Coach: LAMMERS Marc		Total	%	FG	PC	PS	G	Y	R	Coach: USOZ Pablo		Total	%	FG	PC	PS	G	Y	R
1	de ROEVER Lisanne (GK)									1	ROSA Maria Jesus (GK)								
3	MULDER Eefke									2	MENENDEZ Julia								
4	MOREIRA de MELO Fatima									3	YBARRA Rocio								
7	van GEENHUIZEN Miek	0/1	0	0/1						7	MALDA Barbara								
9	DIJKSTRA Wieke									9	MUNOZ Silvia (C)								
11	GODERIE Maartje									10	BONASTRE Silvia								
12	WELTEN Lidewij	0/1	0	0/1				1		11	ROMAGOSA Maria	0/1	0	0/1					
13	SMABERS Minke									12	EJARQUE Marta								
14	BOOIJ Minke (C)									13	HUERTAS Raquel								
15	SCHOPMAN Janneke	0/2	0	0/2						14	SANCHEZ Pilar								
17	PAUMEN Maartje	1/3	33		1/3					17	CAMON Nuria								1
18	van AS Naomi									19	LOPEZ de EGUILAZ Maria (GK)								
19	HOOG Ellen	1/4	25	1/4						20	CRUZ Montse								
21	POLKAMP Sophie									21	TERMENS Ester								
24	de GOEDE Eva									22	COMERMA Gloria								
27	AGLIOTTI Marilyn	0/2	0	0/2						23	OLIVA Georgina								
Totals:		2/13	15	1/10	1/3		1			Totals:	0/1	0	0/1			1			

Play By Play

Time	Action	Score	Team	No.	Player	Time	Action	Score	Team	No.	Player
First Half						Second Half					
05:34	Shot GK save		NED	19	HOOG Ellen	35:53	Sub. No 4 off		NED	3	MULDER Eefke
07:09	Sub. No 2 off		ESP	22	COMERMA Gloria	35:56	Sub. No 7 off		NED	11	GODERIE Maartje
07:20	Sub. No 17 off		ESP	20	CRUZ Montse	35:59	Sub. No 9 off		NED	12	WELTEN Lidewij
09:38	Sub. No 24 off		NED	27	AGLIOTTI Marilyn	36:02	Sub. No 19 off		NED	17	PAUMEN Maartje
09:43	Sub. No 4 off		NED	12	WELTEN Lidewij	36:05	Sub. No 21 off		NED	18	van AS Naomi
09:46	Sub. No 19 off		NED	18	van AS Naomi	36:11	Sub. No 2 off		ESP	9	MUNOZ Silvia
09:52	Sub. No 13 off		ESP	7	MALDA Barbara	36:15	Sub. No 7 off		ESP	11	ROMAGOSA Maria
11:51	Sub. No 9 off		ESP	17	CAMON Nuria	36:18	Sub. No 12 off		ESP	13	HUERTAS Raquel
11:53	Sub. No 11 off		NED	9	DIJKSTRA Wieke	36:21	Sub. No 20 off		ESP	23	OLIVA Georgina
12:07	Sub. No 23 off		ESP	2	MENENDEZ Julia	40:18	Sub. No 13 off		NED	9	DIJKSTRA Wieke
14:45	Sub. No 21 off		ESP	23	OLIVA Georgina	41:34	Sub. No 21 off		ESP	2	MENENDEZ Julia
15:41	Sub. No 20 off		ESP	9	MUNOZ Silvia	41:39	Sub. No 18 off		NED	19	HOOG Ellen
16:57	Sub. No 10 off		ESP	12	EJARQUE Marta	42:04	Shot Miss		NED	27	AGLIOTTI Marilyn
16:59	Sub. No 3 off		NED	7	van GEENHUIZEN Miek	43:20	Sub. No 13 off		ESP	20	CRUZ Montse
17:11	Sub. No 21 off		NED	24	de GOEDE Eva	43:47	Sub. No 9 off		ESP	7	MALDA Barbara
17:20	Sub. No 7 off		ESP	13	HUERTAS Raquel	44:36	Sub. No 3 off		NED	7	van GEENHUIZEN Miek
18:20	Shot GK save		NED	27	AGLIOTTI Marilyn	44:40	Sub. No 12 off		NED	4	MOREIRA de MELO Fatima
19:41	Sub. No 2 off		ESP	21	TERMENS Ester	44:59	Sub. No 15 off		NED	21	POLKAMP Sophie
20:38	PC		NED			46:04	Shot Miss		NED	7	van GEENHUIZEN Miek
21:19	Shot PC Goal	1-0	NED	17	PAUMEN Maartje	46:15	Sub. No 22 off		ESP	21	TERMENS Ester

23:18	Sub. No 22 off	ESP	2	<u>MENENDEZ Julia</u>	46:18	Sub. No 17 off	ESP	9	<u>MUNOZ Silvia</u>
23:22	Sub. No 27 off	NED	3	<u>MULDER Eefke</u>	47:12	Sub. No 11 off	NED	13	<u>SMABERS Minke</u>
25:09	Shot GK save	NED	15	<u>SCHOPMAN Janneke</u>	47:23	Shot GK save	NED	19	<u>HOOG Ellen</u>
25:15	Shot Save	NED	15	<u>SCHOPMAN Janneke</u>	48:15	Sub. No 19 off	NED	18	<u>van AS Naomi</u>
26:02	Sub. No 18 off	NED	19	<u>HOOG Ellen</u>	50:01	Sub. No 7 off	ESP	13	<u>HUERTAS Raquel</u>
26:53	Sub. No 12 off	NED	4	<u>MOREIRA de MELO Fatima</u>	50:07	Sub. No 23 off	ESP	17	<u>CAMON Nuria</u>
27:28	Sub. No 17 off	ESP	20	<u>CRUZ Montse</u>	50:28	Sub. No 27 off	NED	12	<u>WELTEN Lidewij</u>
27:46	Sub. No 11 off	ESP	10	<u>BONASTRE Silvia</u>	51:26	Sub. No 2 off	ESP	22	<u>COMERMA Gloria</u>
28:09	Sub. No 17 off	NED	21	<u>POLKAMP Sophie</u>	51:38	PC	NED		
28:51	Sub. No 9 off	ESP	7	<u>MALDA Barbara</u>	52:33	Shot PC GK save	NED	17	<u>PAUMEN Maartje</u>
29:40	Sub. No 23 off	ESP	22	<u>COMERMA Gloria</u>	53:09	Shot GK save	NED	12	<u>WELTEN Lidewij</u>
30:40	Sub. No 3 off	NED	27	<u>AGLIOTTI Marilyn</u>	53:12	PC	NED		
30:48	Sub. No 13 off	ESP	17	<u>CAMON Nuria</u>	53:51	Shot PC GK save	NED	17	<u>PAUMEN Maartje</u>
					54:59	Green Card	NED	12	<u>WELTEN Lidewij</u>
					55:01	Sub. No 4 off	NED	11	<u>GODERIE Maartje</u>
					55:05	Sub. No 3 off	ESP	12	<u>EJARQUE Marta</u>
					55:09	Sub. No 20 off	ESP	23	<u>OLIVA Georgina</u>
					55:35	PC	ESP		
					56:27	Shot PC Miss	ESP	11	<u>ROMAGOSA Maria</u>
					57:12	Sub. No 9 off	ESP	7	<u>MALDA Barbara</u>
					57:57	Sub. No 7 off	NED	3	<u>MULDER Eefke</u>
					58:04	Sub. No 21 off	NED	15	<u>SCHOPMAN Janneke</u>
					58:59	Green Card	ESP	17	<u>CAMON Nuria</u>
					59:16	Sub. No 21 off	ESP	2	<u>MENENDEZ Julia</u>
					60:14	Sub. No 12 off	NED	4	<u>MOREIRA de MELO Fatima</u>
					61:13	Sub. No 7 off	ESP	20	<u>CRUZ Montse</u>
					61:36	Sub. No 17 off	NED	21	<u>POLKAMP Sophie</u>
					62:30	Sub. No 22 off	ESP	21	<u>TERMENS Ester</u>
					62:36	Sub. No 18 off	NED	19	<u>HOOG Ellen</u>
					63:29	Sub. No 13 off	ESP	9	<u>MUNOZ Silvia</u>
					64:42	Sub. No 11 off	NED	27	<u>AGLIOTTI Marilyn</u>
					66:25	Shot GK save	NED	19	<u>HOOG Ellen</u>
					66:38	Sub. No 2 off	ESP	22	<u>COMERMA Gloria</u>
					67:03	Sub. No 14 off	ESP	3	<u>YBARRA Rocio</u>
					68:15	Shot Goal	2-0 NED	19	<u>HOOG Ellen</u>

Pool WA Standings

Rank	Teams	P	W	D	L	GF	GA	GD	Pts
1	<u>NED</u>	5	5	0	0	14	3	+11	15
2	<u>CHN</u>	4	3	0	1	12	2	+10	9
3	<u>AUS</u>	4	3	0	1	15	7	+8	9
4	<u>ESP</u>	5	2	0	3	4	12	-8	6
5	<u>KOR</u>	5	1	0	4	13	18	-5	3
6	<u>RSA</u>	5	0	0	5	2	18	-16	0

Pool WA Next Round Matches

Teams	Date	Time
<u>CHN</u> vs <u>AUS</u>	18 AUG 2008	21:00

Legend

AET - After Extra Time
G - Green Card
GF - Goals For
PC - Penalty Corner
Pts - Points
W - Matches Won
(C) - Captain

D - Matches Drawn
GA - Goals Against
L - Matches Lost
PS - Penalty Stroke
R - Red Card
Y - Yellow Card
(GK) - Goalkeeper

FG - Field Goal
GD - Goals Difference
P - Matches Played
PSC - Penalty Stroke Competition
S - Suspended
% - Conversion Percentage

19:52:27 18 AUG 2008
HOW400A14_C69 1.0



MATCH REPORT

比赛报告 / BILAN DU MATCH

Date: **MON 18 AUG 2008** Time: **21:00** Pool: **WA** Venue: **Olympic Green Hockey Stadium** Pitch: **1** Match No.: **W30**

Result

CHN-China

Full Time	2 - 2
Halftime	1 - 0

AUS-Australia

Time on	Shirt No.	Name	▼ Green	■ Yellow	● Red
X	1	MA Yibo (C)		70	
	3	CHEN Zhaoxia			
X	5	CHENG Hui			
	7	HUANG Junxia			
X	8	FU Baorong			
X	9	LI Shuang			
X	10	GAO Lihua		67	
X	11	TANG Chunling			
X	12	ZHOU Wanfeng			
X	16	ZHANG Yimeng (GK)			
X	17	LI Hongxia	61		
12	18	REN Ye			
X	19	CHEN Qiuqi	X		
8	21	ZHAO Yudiao			
X	22	SONG Qingling			
	31	PAN Fengzhen (GK)			
Coach		KIM Chang Back (KOR)			

Time on	Shirt No.	Name	▼ Green	■ Yellow	● Red
X	4	EASTHAM Casey			
X	6	RIVERS Megan			
8	7	WALKER Kim			
7	10	HOLLYWOOD Kate			
X	11	HALLIDAY Emily			
X	12	BLYTH Madonna			
23	13	LIDDELOW Shelly			
X	14	ARROLD Jessica			
X	15	McGURK Kobie			
X	17	IMISON Rachel (GK)			
X	24	LAMBERT Angela			
X	25	WELLS Melanie			
X	28	MUNRO Hope			
8	29	ATTARD Teneal			
X	30	YOUNG Sarah			
6	32	HUDSON Nicole (C)			
Coach		MURRAY Frank			

Team Manager	Signature
DU Zhaocai	
Umpire	Signature
SOMA Chieko (JPN)	
Judge	Signature
MORROW Sheila (GBR)	
Technical Officer	Signature
PIGRETTI Laura (ARG)	

Team Manager	Signature
BOOTH Elizabeth	
Umpire	Signature
de la FUENTE Carolina (ARG)	
Judge	Signature
TUERO Ana (ESP)	
Reserve Umpire	Signature
McRAE Anne (GBR)	

Team	Minute	Shirt No.	Action	Score
CHN	30	17	FG	1 - 0
CHN	38	17	FG	2 - 0
AUS	51	4	PC	2 - 1
AUS	62	30	FG	2 - 2

Team	Minute	Shirt No.	Action	Score

Team	Minute	Shirt No.	Action	Score

Remarks

Tournament Director - ELLIS Janet (CAN)

Legend:	(C) Captain	(GK) Goalkeeper	X Starting Player
----------------	-------------	-----------------	-------------------

Match Highlights



WOMEN'S POOL WA MATCH W30

Olympic Green Hockey Stadium / MON 18 AUG 2008 / START TIME: 21:00

CHN - China		Final Score		AUS - Australia	
		2-2			

Match No.: W30 **Time:** 21:00 **Weather Conditions:** Cloudy, 29C, Humidity 45%

Umpires: SOMA Chieko(JPN) ; de la FUENTE Carolina(ARG)

Reserve Umpire: McRAE Anne(GBR)

Match Statistics

CHN		Goals / Shots					Cards			AUS		Goals / Shots					Cards		
Coach: KIM Chang Back		Total	%	FG	PC	PS	G	Y	R	Coach: MURRAY Frank		Total	%	FG	PC	PS	G	Y	R
1	MA Yibo (C)	0/1	0	0/1			1			4	EASTHAM Casey	1/3	33	0/1	1/2				
3	CHEN Zhaoxia									6	RIVERS Megan	0/1	0	0/1					
5	CHENG Hui									7	WALKER Kim								
7	HUANG Junxia									10	HOLLYWOOD Kate								
8	FU Baorong									11	HALLIDAY Emily								
9	LI Shuang									12	BLYTH Madonna	0/1	0	0/1					
10	GAO Lihua	0/1	0	0/1				1		13	LIDDELOW Shelly								
11	TANG Chunling	0/1	0	0/1						14	ARROLD Jessica								
12	ZHOU Wanfeng									15	McGURK Kobie								
16	ZHANG Yimeng (GK)									17	IMISON Rachel (GK)								
17	LI Hongxia	2/2	100	2/2				1		24	LAMBERT Angela	0/2	0	0/2					
18	REN Ye									25	WELLS Melanie								
19	CHEN Qiugui									28	MUNRO Hope	0/1	0	0/1					
21	ZHAO Yudiao									29	ATTARD Teneal	0/2	0	0/2					
22	SONG Qingling	0/3	0	0/2	0/1					30	YOUNG Sarah	1/2	50	1/2					
31	PAN Fengzhen (GK)									32	HUDSON Nicole (C)								
Totals:		2/8	25	2/6	0/2		1	2		Totals:	2/12	16	1/8	1/4					

Play By Play

Time	Action	Score	Team	No.	Player	Time	Action	Score	Team	No.	Player
First Half						Second Half					
01:08	Shot Save		CHN	22	SONG Qingling	35:23	Sub. No 18 off		CHN	8	FU Baorong
05:31	Sub. No 6 off		AUS	32	HUDSON Nicole	35:27	Sub. No 21 off		CHN	11	TANG Chunling
06:12	Sub. No 4 off		AUS	10	HOLLYWOOD Kate	36:13	Sub. No 29 off		AUS	15	McGURK Kobie
07:26	Sub. No 25 off		AUS	7	WALKER Kim	36:24	Sub. No 7 off		AUS	12	BLYTH Madonna
07:33	Sub. No 11 off		CHN	21	ZHAO Yudiao	36:28	Sub. No 13 off		AUS	14	ARROLD Jessica
07:38	Sub. No 24 off		AUS	29	ATTARD Teneal	37:55	Shot Goal	2-0	CHN	17	LI Hongxia
08:54	Shot GK save		CHN	22	SONG Qingling	39:06	Sub. No 6 off		AUS	32	HUDSON Nicole
09:03	PC		CHN			40:12	Sub. No 4 off		AUS	10	HOLLYWOOD Kate
09:38	Shot PC Miss		CHN	22	SONG Qingling	40:31	Sub. No 10 off		CHN	21	ZHAO Yudiao
09:55	Sub. No 28 off		AUS	6	RIVERS Megan	40:46	Sub. No 25 off		AUS	7	WALKER Kim
10:00	Sub. No 30 off		AUS	4	EASTHAM Casey	41:03	Sub. No 24 off		AUS	29	ATTARD Teneal
10:28	Sub. No 15 off		AUS	24	LAMBERT Angela	41:07	Sub. No 22 off		CHN	18	REN Ye
10:32	Sub. No 10 off		CHN	11	TANG Chunling	41:54	Sub. No 8 off		CHN	10	GAO Lihua
10:35	Shot GK save		AUS	6	RIVERS Megan	42:00	Sub. No 17 off		CHN	22	SONG Qingling
11:07	Shot GK save		CHN	11	TANG Chunling	43:40	Sub. No 30 off		AUS	4	EASTHAM Casey
11:26	Sub. No 22 off		CHN	18	REN Ye	43:44	Sub. No 5 off		CHN	17	LI Hongxia
11:58	Sub. No 14 off		AUS	25	WELLS Melanie	44:44	Sub. No 15 off		AUS	24	LAMBERT Angela
12:33	Sub. No 12 off		AUS	30	YOUNG Sarah	45:20	Sub. No 28 off		AUS	13	LIDDELOW Shelly
12:37	Sub. No 32 off		AUS	28	MUNRO Hope	45:57	Sub. No 14 off		AUS	25	WELLS Melanie
13:10	Sub. No 17 off		CHN	22	SONG Qingling	46:20	Shot Save		AUS	4	EASTHAM Casey
13:13	Sub. No 11 off		CHN	10	GAO Lihua	46:50	Sub. No 21 off		CHN	8	FU Baorong
14:35	Sub. No 8 off		CHN	11	TANG Chunling	47:00	Sub. No 18 off		CHN	5	CHENG Hui
15:02	Sub. No 5 off		CHN	17	LI Hongxia	47:03	Shot GK save		CHN	10	GAO Lihua
15:35	Sub. No 6 off		AUS	32	HUDSON Nicole	47:50	Sub. No 12 off		AUS	30	YOUNG Sarah
15:46	Sub. No 11 off		AUS	15	McGURK Kobie	48:44	Sub. No 10 off		CHN	21	ZHAO Yudiao
16:19	Sub. No 10 off		CHN	8	FU Baorong	49:44	PC		AUS		
17:03	Sub. No 29 off		AUS	11	HALLIDAY Emily	50:28	Shot PC Goal	2-1	AUS	4	EASTHAM Casey
17:06	Sub. No 10 off		AUS	12	BLYTH Madonna	50:35	Sub. No 17 off		CHN	18	REN Ye
17:16	Sub. No 22 off		CHN	5	CHENG Hui	50:41	Sub. No 11 off		AUS	15	McGURK Kobie
17:29	PC		CHN			50:46	Sub. No 32 off		AUS	28	MUNRO Hope

18:12	Shot PC Miss	CHN	1	MA Yibo	52:00	Sub. No 10 off	AUS	12	BLYTH Madonna	
19:45	Sub. No 7 off	AUS	14	ARROLD Jessica	52:13	Sub. No 29 off	AUS	11	HALLIDAY Emily	
19:48	Sub. No 8 off	CHN	10	GAO Lihua	52:34	Sub. No 21 off	CHN	10	GAO Lihua	
19:52	Sub. No 18 off	CHN	22	SONG Qingling	52:47	Sub. No 22 off	CHN	17	LI Hongxia	
22:59	Minor Injury	CHN	10	GAO Lihua	53:56	Sub. No 7 off	AUS	14	ARROLD Jessica	
22:59	Sub. No 4 off	AUS	13	LIDDELOW Shelly	54:01	Sub. No 11 off	CHN	21	ZHAO Yudiao	
23:17	Sub. No 21 off	CHN	8	FU Baorong	54:56	Sub. No 5 off	CHN	22	SONG Qingling	
23:57	PC	AUS			56:29	Sub. No 4 off	AUS	29	ATTARD Teneal	
24:42	Shot PC Save	AUS	24	LAMBERT Angela	56:33	Sub. No 13 off	AUS	32	HUDSON Nicole	
25:47	Sub. No 25 off	AUS	7	WALKER Kim	57:09	Sub. No 18 off	CHN	5	CHENG Hui	
26:07	Sub. No 28 off	AUS	6	RIVERS Megan	57:24	Sub. No 10 off	CHN	11	TANG Chunling	
26:12	Sub. No 22 off	CHN	18	REN Ye	57:29	Shot Save	AUS	12	BLYTH Madonna	
26:25	Sub. No 24 off	AUS	29	ATTARD Teneal	60:43	Sub. No 28 off	AUS	13	LIDDELOW Shelly	
26:44	Shot GK save	AUS	30	YOUNG Sarah	60:47	Sub. No 25 off	AUS	7	WALKER Kim	
27:50	Sub. No 5 off	CHN	22	SONG Qingling	60:52	Green Card	CHN	17	LI Hongxia	
28:06	Sub. No 10 off	CHN	21	ZHAO Yudiao	61:03	Shot Goal	2-2	AUS	30	YOUNG Sarah
29:07	Sub. No 30 off	AUS	4	EASTHAM Casey	61:12	Sub. No 17 off	CHN	18	REN Ye	
29:38	Shot Goal	1-0	CHN	17	LI Hongxia	61:16	Sub. No 8 off	CHN	10	GAO Lihua
29:52	Sub. No 14 off	AUS	25	WELLS Melanie	61:46	Sub. No 30 off	AUS	4	EASTHAM Casey	
30:00	Sub. No 15 off	AUS	24	LAMBERT Angela	63:24	Shot GK save	AUS	29	ATTARD Teneal	
30:09	Sub. No 32 off	AUS	28	MUNRO Hope	63:29	Shot GK save	AUS	29	ATTARD Teneal	
30:32	Sub. No 8 off	CHN	10	GAO Lihua	63:46	Sub. No 22 off	CHN	17	LI Hongxia	
31:26	Sub. No 12 off	AUS	30	YOUNG Sarah	64:05	Sub. No 32 off	AUS	28	MUNRO Hope	
32:00	Sub. No 22 off	CHN	5	CHENG Hui	64:11	Sub. No 21 off	CHN	8	FU Baorong	
32:18	Sub. No 11 off	CHN	8	FU Baorong	64:26	Sub. No 14 off	AUS	25	WELLS Melanie	
33:19	Sub. No 8 off	CHN	22	SONG Qingling	65:59	PC	AUS			
35:00	Shot GK save	AUS	28	MUNRO Hope	66:14	Shot PC GK save	AUS	24	LAMBERT Angela	
					66:18	Yellow Card	CHN	10	GAO Lihua	
					66:32	Sub. No 11 off	CHN	22	SONG Qingling	
					66:38	Sub. No 29 off	AUS	30	YOUNG Sarah	
					67:48	Minor Injury	AUS	28	MUNRO Hope	
					67:59	PC	AUS			
					68:04	Sub. No 8 off	CHN	11	TANG Chunling	
					68:48	PC No Shot	AUS	4	EASTHAM Casey	
					69:59	Yellow Card	CHN	1	MA Yibo	
					69:09	Sub. No 17 off	CHN	8	FU Baorong	
					70:00	Suspension Ends	CHN	10	GAO Lihua	
					70:00	Suspension Ends	CHN	1	MA Yibo	

Pool WA Standings

Rank	Teams	P	W	D	L	GF	GA	GD	Pts
1	NED	5	5	0	0	14	3	+11	15
2	CHN	5	3	1	1	14	4	+10	10
3	AUS	5	3	1	1	17	9	+8	10
4	ESP	5	2	0	3	4	12	-8	6
5	KOR	5	1	0	4	13	18	-5	3
6	RSA	5	0	0	5	2	18	-16	0

Legend

AET - After Extra Time
G - Green Card
GF - Goals For
PC - Penalty Corner
Pts - Points
W - Matches Won
(C) - Captain

D - Matches Drawn
GA - Goals Against
L - Matches Lost
PS - Penalty Stroke
R - Red Card
Y - Yellow Card
(GK) - Goalkeeper

FG - Field Goal
GD - Goals Difference
P - Matches Played
PSC - Penalty Stroke Competition
S - Suspended
% - Conversion Percentage



MATCH REPORT

比赛报告 / BILAN DU MATCH

Date: SUN 10 AUG 2008 Time: 08:30 Pool: WB Venue: Olympic Green Hockey Stadium Pitch: 1 Match No.: W01

Result

JPN-Japan

Full Time	2 - 1
Halftime	2 - 1

NZL-New Zealand

Time on	Shirt No.	Name	Green	Yellow	Red
X	1	OKAMURA Ikuko (GK)			
X	2	MIURA Keiko			
X	4	ONO Mayumi			
X	5	KIMURA Chie			
X	6	KOMAZAWA Rika			
X	7	NAKAGAWA Miyuki			
X	8	MORIMOTO Sakae			
X	9	CHIBA Kaori			
X	10	YAMAMOTO Yukari			
X	11	TSUKUI Toshie	70		
18	13	IWAO Sachimi			
X	14	KATO Akemi (C)			
18	15	KOMORI Tomomi			
29	18	OZAWA Misaki	62		
	20	KOZAKURA Chinami			
	22	YOSHIKAWA Yuka (GK)			
Coach		YOO Seung Jin (KOR)			

Time on	Shirt No.	Name	Green	Yellow	Red
X	1	SHARLAND Kayla			
X	2	NAYLOR Emily			
X	3	FORGESSON Krystal			
X	4	SAUNDERS Kate			
X	8	CLAXTON Jaimee			
X	10	IGASAN Elizabeth (C)			
X	11	CARR Stacey			
X	13	GALLETLY Joanne			
10	14	NOAKES Kimberley			
X	15	JURGELEIT Beth (GK)			
X	17	PAEWAI Caryn			
X	21	ROBERTS Niniwa			
8	22	FLYNN Gemma			
12	23	DRYSDALE Tara			
S	24	HORVATH Sheree			
	26	WAWATAI Anita (GK)			
Coach		TOWNS Kevin			

Team Manager	Signature
ONDA Masashi	
Umpire	Signature
LEE Keum Ju (KOR)	
Judge	Signature
MORROW Sheila (GBR)	
Technical Officer	Signature
BROWN Sheila (RSA)	

Team Manager	Signature
BALME Debra	
Umpire	Signature
WOOLLEY Minka (AUS)	
Judge	Signature
GILL Julia (GBR)	
Reserve Umpire	Signature
McRAE Anne (GBR)	

Team	Minute	Shirt No.	Action	Score
JPN	12	8	FG	1 - 0
JPN	17	11	PC	2 - 0
NZL	25	8	PC	2 - 1

Team	Minute	Shirt No.	Action	Score

Team	Minute	Shirt No.	Action	Score

Remarks

Tournament Director - ELLIS Janet (CAN)

Legend:							
(C)	Captain	(GK)	Goalkeeper	FG	Field Goal	PC	Penalty Corner
S	Suspended	X	Starting Player				

Match Highlights



WOMEN'S POOL WB MATCH W01

Olympic Green Hockey Stadium / SUN 10 AUG 2008 / START TIME: 08:30

JPN - Japan		Final Score		NZL - New Zealand	
		2-1			

Match No.: W01 **Time:** 08:30 **Weather Conditions:** Light Rain, 27C, Humidity 85%

Umpires: LEE Keum Ju(KOR) ; WOOLLEY Minka(AUS)

Reserve Umpire: McRAE Anne(GBR)

Match Statistics

JPN		Goals / Shots					Cards			NZL		Goals / Shots					Cards		
Coach: YOO Seung Jin		Total	%	FG	PC	PS	G	Y	R	Coach: TOWNS Kevin		Total	%	FG	PC	PS	G	Y	R
1	OKAMURA Ikuko (GK)									1	SHARLAND Kayla	0/2	0	0/2					
2	MIURA Keiko	0/3	0		0/3					2	NAYLOR Emily								
4	ONO Mayumi									3	FORGESSON Krystal								
5	KIMURA Chie									4	SAUNDERS Kate	0/2	0		0/2				
6	KOMAZAWA Rika									8	CLAXTON Jaimee	1/1	100		1/1				
7	NAKAGAWA Miyuki									10	IGASAN Elizabeth (C)	0/2	0		0/2				
8	MORIMOTO Sakae	1/2	50	1/2						11	CARR Stacey								
9	CHIBA Kaori									13	GALLETLY Joanne								
10	YAMAMOTO Yukari									14	NOAKES Kimberley								
11	TSUKUI Toshie	1/1	100		1/1	1				15	JURGELEIT Beth (GK)								
13	IWAO Sachimi									17	PAEWAI Caryn	0/1	0	0/1					
14	KATO Akemi (C)									21	ROBERTS Niniwa	0/1	0	0/1					
15	KOMORI Tomomi									22	FLYNN Gemma	0/1	0	0/1					
18	OZAWA Misaki							1		23	DRYSDALE Tara								
20	KOZAKURA Chinami									26	WAWATAI Anita (GK)								
22	YOSHIKAWA Yuka (GK)									S	HORVATH Sheree								
Totals:		2/6	33	1/2	1/4	2				Totals:	1/10	10	0/5	1/5					

Play By Play

Time	Action	Score	Team	No.	Player	Time	Action	Score	Team	No.	Player
First Half						Second Half					
06:47	Shot GK save		NZL	21	ROBERTS Niniwa	35:00	Sub. No 3 off		NZL	13	GALLETLY Joanne
07:09	Sub. No 21 off		NZL	22	FLYNN Gemma	35:00	Sub. No 13 off		JPN	7	NAKAGAWA Miyuki
08:17	Shot Miss		NZL	1	SHARLAND Kayla	35:00	Sub. No 18 off		JPN	9	CHIBA Kaori
09:41	Sub. No 3 off		NZL	14	NOAKES Kimberley	37:55	PC		NZL		
10:20	Sub. No 17 off		NZL	21	ROBERTS Niniwa	38:31	Shot PC Save		NZL	4	SAUNDERS Kate
11:39	Shot Goal	1-0	JPN	8	MORIMOTO Sakae	41:39	Sub. No 23 off		NZL	1	SHARLAND Kayla
11:52	Sub. No 1 off		NZL	23	DRYSDALE Tara	42:30	Sub. No 22 off		NZL	21	ROBERTS Niniwa
15:57	PC		JPN			43:33	Sub. No 14 off		NZL	3	FORGESSON Krystal
16:57	Shot PC Goal	2-0	JPN	11	TSUKUI Toshie	44:45	Sub. No 8 off		JPN	13	IWAO Sachimi
17:11	Sub. No 8 off		NZL	3	FORGESSON Krystal	45:52	Sub. No 7 off		JPN	18	OZAWA Misaki
17:15	Sub. No 22 off		NZL	17	PAEWAI Caryn	46:29	Sub. No 17 off		NZL	22	FLYNN Gemma
17:20	Sub. No 7 off		JPN	15	KOMORI Tomomi	47:14	PC		JPN		
17:28	Sub. No 8 off		JPN	13	IWAO Sachimi	48:06	PC No Shot		JPN	2	MIURA Keiko
17:33	Sub. No 2 off		NZL	1	SHARLAND Kayla	49:03	Sub. No 8 off		NZL	14	NOAKES Kimberley
18:45	Shot Miss		NZL	17	PAEWAI Caryn	49:07	Sub. No 18 off		JPN	8	MORIMOTO Sakae
19:46	Shot GK save		NZL	1	SHARLAND Kayla	49:25	Sub. No 11 off		JPN	15	KOMORI Tomomi
20:10	Sub. No 21 off		NZL	22	FLYNN Gemma	49:57	Sub. No 2 off		NZL	23	DRYSDALE Tara
20:18	Sub. No 14 off		NZL	8	CLAXTON Jaimee	51:26	Shot Save		JPN	8	MORIMOTO Sakae
21:01	Sub. No 23 off		NZL	2	NAYLOR Emily	52:48	Sub. No 1 off		NZL	2	NAYLOR Emily
23:22	PC		NZL			53:23	Sub. No 15 off		JPN	11	TSUKUI Toshie
24:05	Shot PC GK save		NZL	4	SAUNDERS Kate	53:33	Sub. No 21 off		NZL	17	PAEWAI Caryn
24:16	PC		NZL			54:25	Sub. No 5 off		JPN	7	NAKAGAWA Miyuki
24:56	Shot PC Goal	2-1	NZL	8	CLAXTON Jaimee	54:35	Sub. No 3 off		NZL	8	CLAXTON Jaimee
25:16	Sub. No 4 off		JPN	8	MORIMOTO Sakae	56:29	PC		JPN		
25:19	Sub. No 11 off		NZL	14	NOAKES Kimberley	57:21	Shot PC GK save		JPN	2	MIURA Keiko
25:49	Sub. No 17 off		NZL	21	ROBERTS Niniwa	58:14	Sub. No 8 off		JPN	5	KIMURA Chie
28:54	Sub. No 15 off		JPN	18	OZAWA Misaki	59:01	Sub. No 9 off		JPN	18	OZAWA Misaki
29:08	Serious Injury		NZL	21	ROBERTS Niniwa	59:37	Sub. No 22 off		NZL	21	ROBERTS Niniwa
29:16	Sub. No 13 off		JPN	4	ONO Mayumi	59:39	Sub. No 11 off		NZL	3	FORGESSON Krystal
29:19	Sub. No 1 off		NZL	23	DRYSDALE Tara	59:42	Sub. No 2 off		NZL	1	SHARLAND Kayla

29:33	Sub. No 9 off	JPN	7	NAKAGAWA Miyuki	60:54	Sub. No 7 off	JPN	8	MORIMOTO Sakae
29:39	PC	JPN			61:34	Green Card	JPN	18	OZAWA Misaki
30:12	Sub. No 21 off	NZL	17	PAEWAI Caryn	62:18	Sub. No 18 off	JPN	9	CHIBA Kaori
30:45	PC No Shot	JPN	2	MIURA Keiko	63:30	Sub. No 23 off	NZL	2	NAYLOR Emily
30:51	Sub. No 13 off	NZL	11	CARR Stacey	63:34	Sub. No 17 off	NZL	22	FLYNN Gemma
31:12	Sub. No 7 off	JPN	13	IWAO Sachimi	63:49	Sub. No 14 off	NZL	11	CARR Stacey
					66:32	Shot GK save	NZL	22	FLYNN Gemma
					66:37	PC	NZL		
					67:11	Shot PC Save	NZL	10	IGASAN Elizabeth
					67:58	Sub. No 8 off	NZL	14	NOAKES Kimberley
					68:31	PC	NZL		
					69:56	Green Card	JPN	11	TSUKUI Toshie
					69:22	Shot PC Save	NZL	10	IGASAN Elizabeth

Pool WB Standings

Rank	Teams	P	W	D	L	GF	GA	GD	Pts
1	JPN	1	1	0	0	2	1	+1	3
2	NZL	1	0	0	1	1	2	-1	0
3	ARG	0	0	0	0	0	0	0	0
3	GBR	0	0	0	0	0	0	0	0
3	GER	0	0	0	0	0	0	0	0
3	USA	0	0	0	0	0	0	0	0

Pool WB Next Round Matches

Teams	Date	Time
ARG vs USA	10 AUG 2008	18:30
GER vs GBR	10 AUG 2008	21:00
ARG vs GBR	12 AUG 2008	08:30
USA vs JPN	12 AUG 2008	18:00
GER vs NZL	12 AUG 2008	21:00

Legend

AET - After Extra Time
 G - Green Card
 GF - Goals For
 PC - Penalty Corner
 Pts - Points
 W - Matches Won
 (C) - Captain

D - Matches Drawn
 GA - Goals Against
 L - Matches Lost
 PS - Penalty Stroke
 R - Red Card
 Y - Yellow Card
 (GK) - Goalkeeper

FG - Field Goal
 GD - Goals Difference
 P - Matches Played
 PSC - Penalty Stroke Competition
 S - Suspended
 % - Conversion Percentage



MATCH REPORT

比赛报告 / BILAN DU MATCH

Date: SUN 10 AUG 2008 Time: 18:30 Pool: WB Venue: Olympic Green Hockey Stadium Pitch: 1 Match No.: W05

Result

ARG-Argentina

Full Time	2 - 2
Halftime	2 - 1

USA-United States

Time on	Shirt No.	Name	▼ Green	■ Yellow	● Red
	1	SUCCI Belen (GK)			
X	3	AICEGA Magdalena (C)			
11	4	LUCHETTI Rosario			
X	7	GULLA Alejandra			
X	8	AYMAR Luciana	30/49		
X	10	GARCIA Agustina			
X	11	REBECCHI Carla			
X	12	GONZALEZ OLIVA Mariana			
X	14	MARGALOT Mercedes			
11	15	HERNANDEZ Maria de la Paz			
X	16	ROSSI Mariana			
X	18	VUKOJICIC Paola (GK)			
10	19	RUSSO Marine			
X	24	BURKART Claudia			
	26	KANEVSKY Giselle			
X	27	BARRIONUEVO Noel			
Coach		MINADEO Gabriel			

Time on	Shirt No.	Name	▼ Green	■ Yellow	● Red
X	3	LOY Angela			
X	4	DOTON Kelly			
22	7	GEY Jesse			
X	8	DAWSON Rachel			
X	10	SNOW Tiffany			
X	13	SMITH Keli			
17	15	SENENIG Dana			
X	17	LINGO Carrie			5
23	19	NICHOLS Caroline			
X	22	BARBER Kate (C)	21	59	
X	23	FALGOWSKI Katelyn			
11	24	RIZZO Dina			
X	25	TRAN Amy (GK)			
X	26	BASHORE Kayla			44
X	27	CRANDALL Lauren			
11	28	POWLEY Lauren			
Coach		BODIMEADE Lee (AUS)			

Team Manager	Signature
PALMA Alejandra	
Umpire	Signature
ASHTON-LUCY Julie (AUS)	
Judge	Signature
GILL Julia (GBR)	
Technical Officer	Signature
BROWN Sheila (RSA)	

Team Manager	Signature
JENNINGS Steve	
Umpire	Signature
METCHETTE Carol (IRL)	
Judge	Signature
LIU Huirong (CHN)	
Reserve Umpire	Signature
SOMA Chieko (JPN)	

Team	Minute	Shirt No.	Action	Score
ARG	5	11	PC	1 - 0
ARG	11	11	FG	2 - 0
USA	18	13	PC	2 - 1
USA	64	3	FG	2 - 2

Team	Minute	Shirt No.	Action	Score

Team	Minute	Shirt No.	Action	Score

Remarks

Tournament Director - ELLIS Janet (CAN)

Legend:						
(C)	Captain	(GK)	Goalkeeper	FG	Field Goal	PC
X	Starting Player					Penalty Corner

Match Highlights



WOMEN'S POOL WB MATCH W05

Olympic Green Hockey Stadium / SUN 10 AUG 2008 / START TIME: 18:30

ARG - Argentina		Final Score		USA - United States	
		2-2			

Match No.: W05 **Time:** 18:30 **Weather Conditions:** Torrential Rain, 26C, Humidity 99%

Umpires: ASHTON-LUCY Julie(AUS) ; METCHETTE Carol(IRL)
Reserve Umpire: SOMA Chieko(JPN)

Match Statistics

ARG		Goals / Shots					Cards		USA		Goals / Shots					Cards			
Coach: MINADEO Gabriel		Total	%	FG	PC	PS	G	Y	R	Coach: BODIMEADE Lee		Total	%	FG	PC	PS	G	Y	R
1	SUCCI Belen (GK)									3	LOY Angela	1/1	100	1/1					
3	AICEGA Magdalena (C)	0/3	0		0/3					4	DOTON Kelly	0/1	0		0/1				
4	LUCHETTI Rosario									7	GEY Jesse								
7	GULLA Alejandra	0/2	0	0/2						8	DAWSON Rachel								
8	AYMAR Luciana							2		10	SNOW Tiffany	0/1	0		0/1				
10	GARCIA Agustina									13	SMITH Keli	1/2	50	0/1	1/1				
11	REBECCHI Carla	2/2	100	1/1	1/1					15	SENENIG Dana								
12	GONZALEZ OLIVA Mariana									17	LINGO Carrie								1
14	MARGALOT Mercedes									19	NICHOLS Caroline								
15	HERNANDEZ Maria de la Paz	0/2	0	0/2						22	BARBER Kate (C)	0/1	0		0/1				1
16	ROSSI Mariana									23	FALGOWSKI Katelyn								
18	VUKOJICIC Paola (GK)									24	RIZZO Dina								
19	RUSSO Marine									25	TRAN Amy (GK)								
24	BURKART Claudia	0/2	0		0/2					26	BASHORE Kayla								1
26	KANEVSKY Giselle									27	CRANDALL Lauren								
27	BARRIONUEVO Noel	0/6	0		0/6					28	POWLEY Lauren								
Totals:		2/17	11	1/5	1/12		2			Totals:	2/6	33	1/2	1/4		2	2		

Play By Play

Time	Action	Score	Team	No.	Player	Time	Action	Score	Team	No.	Player
First Half						Second Half					
03:00	Shot Save		ARG	7	GULLA Alejandra	38:43	Sub. No 11 off		ARG	15	HERNANDEZ Maria de la Paz
03:07	PC		ARG			42:53	Sub. No 23 off		USA	19	NICHOLS Caroline
03:40	PC No Shot		ARG	27	BARRIONUEVO Noel	43:28	Sub. No 10 off		ARG	4	LUCHETTI Rosario
03:48	PC		ARG			43:38	Sub. No 24 off		ARG	19	RUSSO Marine
04:05	Shot PC Goal	1-0	ARG	11	REBECCHI Carla	43:45	Yellow Card		USA	26	BASHORE Kayla
04:56	Green Card		USA	17	LINGO Carrie	44:02	Sub. No 3 off		USA	15	SENENIG Dana
09:12	Sub. No 24 off		ARG	19	RUSSO Marine	44:31	Sub. No 13 off		USA	3	LOY Angela
09:32	Shot GK save		ARG	7	GULLA Alejandra	46:14	PC		ARG		
10:09	Sub. No 10 off		USA	24	RIZZO Dina	46:49	Shot PC GK save		ARG	27	BARRIONUEVO Noel
10:46	Shot Goal	2-0	ARG	11	REBECCHI Carla	46:57	Sub. No 17 off		USA	28	POWLEY Lauren
10:51	Sub. No 7 off		ARG	15	HERNANDEZ Maria de la Paz	47:01	Sub. No 10 off		USA	24	RIZZO Dina
10:56	Sub. No 10 off		ARG	4	LUCHETTI Rosario	47:04	Sub. No 3 off		USA	7	GEY Jesse
10:59	Sub. No 26 off		USA	28	POWLEY Lauren	47:32	Sub. No 12 off		ARG	24	BURKART Claudia
14:21	Sub. No 11 off		ARG	7	GULLA Alejandra	48:53	Green Card		ARG	8	AYMAR Luciana
14:51	PC		ARG			48:53	Shot GK save		ARG	15	HERNANDEZ Maria de la Paz
15:33	Shot PC Save		ARG	27	BARRIONUEVO Noel	49:06	Sub. No 7 off		ARG	11	REBECCHI Carla
15:37	PC		ARG			50:13	PC		ARG		
16:18	Shot PC Save		ARG	27	BARRIONUEVO Noel	50:49	Shot PC Save		ARG	24	BURKART Claudia
16:23	Sub. No 17 off		USA	15	SENENIG Dana	52:15	Shot GK save		ARG	15	HERNANDEZ Maria de la Paz
16:28	Sub. No 8 off		ARG	24	BURKART Claudia	52:36	PC		ARG		
17:24	PC		USA			53:11	Shot PC Save		ARG	3	AICEGA Magdalena
17:55	Shot PC Goal	2-1	USA	13	SMITH Keli	53:16	PC		ARG		

19:28	Sub. No 15 off	ARG	10	<u>GARCIA Agustina</u>	53:47	Shot PC Save	ARG	3	<u>AICEGA Magdalena</u>
20:44	Sub. No 12 off	ARG	8	<u>AYMAR Luciana</u>	53:55	Suspension Ends	USA	26	<u>BASHORE Kayla</u>
20:46	Green Card	USA	22	<u>BARBER Kate</u>	54:29	Sub. No 24 off	USA	13	<u>SMITH Keli</u>
20:53	Sub. No 13 off	USA	10	<u>SNOW Tiffany</u>	55:41	Sub. No 19 off	USA	23	<u>FALGOWSKI Katelyn</u>
21:52	Sub. No 3 off	USA	7	<u>GEY Jesse</u>	55:47	Sub. No 28 off	USA	10	<u>SNOW Tiffany</u>
22:11	Sub. No 27 off	USA	19	<u>NICHOLS Caroline</u>	56:09	Sub. No 7 off	USA	17	<u>LINGO Carrie</u>
22:53	PC	USA			56:13	Sub. No 8 off	ARG	12	<u>GONZALEZ OLIVA Mariana</u>
23:41	Shot PC Save	USA	4	<u>DOTON Kelly</u>	57:31	PC	ARG		
25:41	Sub. No 4 off	ARG	11	<u>REBECCHI Carla</u>	58:02	Shot PC Save	ARG	27	<u>BARRIONUEVO Noel</u>
26:05	PC	USA			58:05	Shot PC Miss	ARG	27	<u>BARRIONUEVO Noel</u>
26:55	Shot PC Miss	USA	10	<u>SNOW Tiffany</u>	58:07	Sub. No 15 off	USA	3	<u>LOY Angela</u>
28:02	Sub. No 19 off	ARG	12	<u>GONZALEZ OLIVA Mariana</u>	58:38	Yellow Card	USA	22	<u>BARBER Kate</u>
28:24	Sub. No 7 off	USA	26	<u>BASHORE Kayla</u>	59:09	PC	ARG		
28:27	PC	ARG			59:47	Shot PC GK save	ARG	3	<u>AICEGA Magdalena</u>
29:01	Shot PC GK save	ARG	24	<u>BURKART Claudia</u>	59:59	Sub. No 4 off	ARG	10	<u>GARCIA Agustina</u>
29:12	Sub. No 24 off	USA	3	<u>LOY Angela</u>	61:07	Sub. No 3 off	USA	19	<u>NICHOLS Caroline</u>
29:16	Sub. No 28 off	USA	13	<u>SMITH Keli</u>	62:17	Sub. No 19 off	ARG	8	<u>AYMAR Luciana</u>
29:43	Sub. No 15 off	USA	17	<u>LINGO Carrie</u>	62:24	Sub. No 27 off	USA	3	<u>LOY Angela</u>
29:45	Green Card	ARG	8	<u>AYMAR Luciana</u>	63:39	Suspension Ends	USA	22	<u>BARBER Kate</u>
30:24	Sub. No 19 off	USA	27	<u>CRANDALL Lauren</u>	63:53	Shot Goal	2-2 USA	3	<u>LOY Angela</u>
32:03	Shot Miss	USA	13	<u>SMITH Keli</u>	64:16	Sub. No 26 off	USA	28	<u>POWLEY Lauren</u>
					64:38	Sub. No 15 off	ARG	7	<u>GULLA Alejandra</u>
					67:45	Sub. No 19 off	USA	27	<u>CRANDALL Lauren</u>
					68:53	Sub. No 13 off	USA	19	<u>NICHOLS Caroline</u>
					69:06	PC	USA		
					69:33	Shot PC Save	USA	22	<u>BARBER Kate</u>
					69:45	Sub. No 19 off	USA	13	<u>SMITH Keli</u>

Pool WB Standings

Rank	Teams	P	W	D	L	GF	GA	GD	Pts
1	<u>JPN</u>	1	1	0	0	2	1	+1	3
2	<u>ARG</u>	1	0	1	0	2	2	0	1
2	<u>USA</u>	1	0	1	0	2	2	0	1
4	<u>NZL</u>	1	0	0	1	1	2	-1	0
5	<u>GBR</u>	0	0	0	0	0	0	0	0
5	<u>GER</u>	0	0	0	0	0	0	0	0

Pool WB Next Round Matches

Teams	Date	Time
<u>GER vs GBR</u>	10 AUG 2008	21:00
<u>ARG vs GBR</u>	12 AUG 2008	08:30
<u>USA vs JPN</u>	12 AUG 2008	18:00
<u>GER vs NZL</u>	12 AUG 2008	21:00

Legend

AET - After Extra Time
G - Green Card
GF - Goals For
PC - Penalty Corner
Pts - Points
W - Matches Won
(C) - Captain

D - Matches Drawn
GA - Goals Against
L - Matches Lost
PS - Penalty Stroke
R - Red Card
Y - Yellow Card
(GK) - Goalkeeper

FG - Field Goal
GD - Goals Difference
P - Matches Played
PSC - Penalty Stroke Competition
S - Suspended
% - Conversion Percentage



MATCH REPORT

比赛报告 / BILAN DU MATCH

Date: SUN 10 AUG 2008 Time: 21:00 Pool: WB Venue: Olympic Green Hockey Stadium Pitch: 1 Match No.: W06

Result

GER-Germany

Full Time	5 - 1
Halftime	2 - 1

GBR-Great Britain

Time on	Shirt No.	Name	Green	Yellow	Red
X	2	BACHMANN Tina			
X	4	HAASE Mandy			
X	7	KELLER Natascha			
6	9	HEINLEIN Martina			
10	11	HOFFMANN Eileen			
X	13	RODEWALD Marion (C)			
8	14	SCHOLZ Katharina			
X	16	RINNE Fanny	12		
X	18	KUEHN Anke	18		
X	22	BEERMANN Janine			
X	24	STOECKEL Maïke			
X	25	MUELLER-WIELAND Janne			
11	26	SCHUETZE Christina			
8	27	EIDMANN Pia			
X	28	MUELLER Julia			
X	32	REYNOLDS Kristina (GK)	X		
Coach		BEHRMANN Michael			

Time on	Shirt No.	Name	Green	Yellow	Red
X	2	STORRY Beth (GK)			
16	3	WOODING Lisa			
X	4	PANTER Anne			
X	5	CULLEN Crista	30		
X	6	CLEWLOW Mel			
X	7	CRADDOCK Charlotte			
X	8	RICHARDSON Helen			
6	9	ELLIS Joanne Catherine			
X	10	WRIGHT Lucilla			
X	11	WALSH Kate (C)			
X	12	ROGERS Chloe			
7	13	BIMSON Jennie			
X	14	WALKER Rachel			
9	15	DANSON Alex			
7	18	THOMAS Sarah			
X	22	ELLIS Jo			
Coach		KERRY Danny			

Team Manager Signature: GASSERT Dorle
Umpire Signature: GARNETT Sarah (NZL)
Judge Signature: MARTENS-HODGES Stephanie (SIN)
Technical Officer Signature: PIGRETTI Laura (ARG)

Team Manager Signature: BROWN Karen
Umpire Signature: MIAO Lin (CHN)
Judge Signature: TUERO Anna (ESP)
Reserve Umpire Signature: SOMA Chieko (JPN)

Team	Minute	Shirt No.	Action	Score
GER	26	16	PC	1 - 0
GBR	29	5	PC	1 - 1
GER	31	11	FG	2 - 1
GER	49	11	PC	3 - 1
GER	52	16	FG	4 - 1

Team	Minute	Shirt No.	Action	Score
GER	60	13	FG	5 - 1

Team	Minute	Shirt No.	Action	Score

Remarks

Tournament Director - ELLIS Janet (CAN)

Legend:	(C) Captain	(GK) Goalkeeper	FG Field Goal	PC Penalty Corner
X	Starting Player			

Match Highlights



WOMEN'S POOL WB MATCH W06

Olympic Green Hockey Stadium / SUN 10 AUG 2008 / START TIME: 21:00

GER - Germany		Final Score		GBR - Great Britain	
		5-1			

Match No.: W06 **Time:** 21:00 **Weather Conditions:** Torrential Rain, 26C, Humidity 99%

Umpires: GARNETT Sarah(NZL) ; MIAO Lin(CHN)
Reserve Umpire: SOMA Chieko(JPN)

Match Statistics

GER		Goals / Shots					Cards			GBR		Goals / Shots					Cards		
Coach: BEHRMANN Michael		Total	%	FG	PC	PS	G	Y	R	Coach: KERRY Danny		Total	%	FG	PC	PS	G	Y	R
2	BACHMANN Tina									2	STORRY Beth (GK)								
4	HAASE Mandy	0/1	0	0/1						3	WOODING Lisa								
7	KELLER Natascha									4	PANTER Anne								
9	HEINLEIN Martina									5	CULLEN Crista	1/1	100		1/1				1
11	HOFFMANN Eileen	2/2	100	1/1	1/1					6	CLEWLOW Mel	0/2	0		0/2				
13	RODEWALD Marion (C)	1/2	50	1/2						7	CRADDOCK Charlotte								
14	SCHOLZ Katharina	0/2	0	0/2						8	RICHARDSON Helen	0/2	0	0/1	0/1				
16	RINNE Fanny	2/2	100	1/1	1/1			1		9	ELLIS Joanne Catherine								
18	KUEHN Anke	0/1	0	0/1				1		10	WRIGHT Lucilla	0/1	0	0/1					
22	BEERMANN Janine									11	WALSH Kate (C)	0/1	0		0/1				
24	STOECKEL Maike	0/1	0	0/1						12	ROGERS Chloe								
25	MUELLER-WIELAND Janne									13	BIMSON Jennie								
26	SCHUETZE Christina	0/1	0	0/1						14	WALKER Rachel								
27	EIDMANN Pia									15	DANSON Alex								
28	MUELLER Julia									18	THOMAS Sarah								
32	REYNOLDS Kristina (GK)									22	ELLIS Jo	0/3	0	0/2	0/1				
Totals:		5/12	41	3/10	2/2			2		Totals:	1/10	10	0/4	1/6					1

Play By Play

Time	Action	Score	Team	No.	Player	Time	Action	Score	Team	No.	Player
First Half						Second Half					
00:28	Shot GK save		GBR	22	ELLIS Jo	35:00	Sub. No 9 off		GER	13	RODEWALD Marion
05:02	Shot GK save		GBR	22	ELLIS Jo	35:00	Sub. No 26 off		GER	18	KUEHN Anke
05:55	Sub. No 25 off		GER	9	HEINLEIN Martina	35:00	Sub. No 27 off		GER	25	MUELLER-WIELAND Janne
05:56	Sub. No 7 off		GBR	9	ELLIS Joanne Catherine	35:00	Sub. No 3 off		GBR	4	PANTER Anne
06:09	Shot Miss		GER	4	HAASE Mandy	35:00	Sub. No 22 off		GBR	12	ROGERS Chloe
06:44	Sub. No 10 off		GBR	18	THOMAS Sarah	35:27	Shot GK save		GER	18	KUEHN Anke
06:49	Sub. No 14 off		GBR	13	BIMSON Jennie	40:37	Sub. No 10 off		GBR	7	CRADDOCK Charlotte
07:34	Sub. No 13 off		GER	27	EIDMANN Pia	41:14	Sub. No 7 off		GBR	22	ELLIS Jo
08:00	Sub. No 7 off		GER	14	SCHOLZ Katharina	41:24	Sub. No 18 off		GBR	10	WRIGHT Lucilla
08:52	Sub. No 22 off		GBR	15	DANSON Alex	42:20	Sub. No 22 off		GER	14	SCHOLZ Katharina
09:33	Sub. No 22 off		GER	11	HOFFMANN Eileen	42:23	Sub. No 13 off		GER	27	EIDMANN Pia
09:53	Sub. No 12 off		GBR	10	WRIGHT Lucilla	42:27	Sub. No 7 off		GER	11	HOFFMANN Eileen
10:15	Sub. No 18 off		GER	26	SCHUETZE Christina	42:41	Sub. No 14 off		GBR	13	BIMSON Jennie
11:53	Sub. No 24 off		GER	7	KELLER Natascha	42:44	Sub. No 15 off		GBR	9	ELLIS Joanne Catherine
11:57	Green Card		GER	16	RINNE Fanny	45:04	Sub. No 24 off		GER	7	KELLER Natascha
12:17	Shot Save		GBR	8	RICHARDSON Helen	45:20	Sub. No 25 off		GER	9	HEINLEIN Martina
13:02	Sub. No 15 off		GBR	7	CRADDOCK Charlotte	45:25	Sub. No 12 off		GBR	18	THOMAS Sarah
13:06	Sub. No 13 off		GBR	14	WALKER Rachel	46:04	Sub. No 22 off		GBR	7	CRADDOCK Charlotte

13:40	Shot GK save		GER	14	SCHOLZ Katharina	46:08	Sub. No 16 off		GER	26	SCHUETZE Christina
13:52	Sub. No 9 off		GBR	22	ELLIS Jo	47:26	PC		GER		
14:26	Sub. No 4 off		GER	25	MUELLER-WIELAND Janne	48:03	Shot PC Goal	3-1	GER	11	HOFFMANN Eileen
14:31	Sub. No 14 off		GER	22	BEERMANN Janine	48:15	Sub. No 13 off		GBR	14	WALKER Rachel
14:41	Sub. No 27 off		GER	13	RODEWALD Marion	48:20	Sub. No 9 off		GBR	15	DANSON Alex
14:56	Sub. No 18 off		GBR	12	ROGERS Chloe	48:29	Sub. No 27 off		GER	13	RODEWALD Marion
15:36	Sub. No 5 off		GBR	3	WOODING Lisa	49:36	Sub. No 14 off		GER	22	BEERMANN Janine
17:31	Sub. No 16 off		GER	18	KUEHN Anke	49:41	Sub. No 7 off		GER	24	STOECKEL Maike
17:56	Sub. No 11 off		GER	24	STOECKEL Maike	49:54	Sub. No 4 off		GER	25	MUELLER-WIELAND Janne
17:59	Green Card		GER	18	KUEHN Anke	50:37	Shot GK save		GER	24	STOECKEL Maike
18:13	Sub. No 9 off		GER	4	HAASE Mandy	50:57	Sub. No 5 off		GBR	3	WOODING Lisa
18:59	Sub. No 7 off		GBR	15	DANSON Alex	51:09	Sub. No 18 off		GER	16	RINNE Fanny
19:05	Shot GK save		GER	13	RODEWALD Marion	51:29	Shot Goal	4-1	GER	16	RINNE Fanny
19:16	Sub. No 10 off		GBR	18	THOMAS Sarah	51:42	Sub. No 7 off		GBR	22	ELLIS Jo
19:33	Sub. No 14 off		GBR	13	BIMSON Jennie	51:51	Sub. No 18 off		GBR	12	ROGERS Chloe
20:35	Sub. No 22 off		GER	14	SCHOLZ Katharina	52:32	Shot GK save		GER	26	SCHUETZE Christina
20:40	Sub. No 26 off		GER	27	EIDMANN Pia	52:46	Sub. No 6 off		GBR	13	BIMSON Jennie
20:45	Sub. No 3 off		GBR	5	CULLEN Crista	53:32	Sub. No 22 off		GER	14	SCHOLZ Katharina
21:06	Sub. No 8 off		GBR	9	ELLIS Joanne Catherine	53:37	PC		GBR		
22:29	Sub. No 6 off		GBR	14	WALKER Rachel	53:41	Shot PC Save		GBR	11	WALSH Kate
22:36	Sub. No 7 off		GER	11	HOFFMANN Eileen	54:09	Sub. No 13 off		GER	27	EIDMANN Pia
23:08	Sub. No 22 off		GBR	7	CRADDOCK Charlotte	55:15	Sub. No 26 off		GER	18	KUEHN Anke
23:47	Sub. No 13 off		GER	16	RINNE Fanny	56:02	Sub. No 15 off		GBR	7	CRADDOCK Charlotte
23:58	Sub. No 25 off		GER	9	HEINLEIN Martina	56:36	Sub. No 8 off		GBR	9	ELLIS Joanne Catherine
24:52	PC		GER			56:44	Sub. No 28 off		GER	4	HAASE Mandy
25:28	Shot PC Goal	1-0	GER	16	RINNE Fanny	58:12	Sub. No 13 off		GBR	6	CLEWLOW Mel
25:46	Sub. No 9 off		GBR	8	RICHARDSON Helen	58:52	Sub. No 11 off		GBR	5	CULLEN Crista
25:51	Sub. No 4 off		GBR	3	WOODING Lisa	59:09	Sub. No 27 off		GER	13	RODEWALD Marion
25:55	Sub. No 12 off		GBR	10	WRIGHT Lucilla	59:20	Shot GK save		GER	14	SCHOLZ Katharina
26:08	Sub. No 14 off		GER	22	BEERMANN Janine	59:37	Shot Goal	5-1	GER	13	RODEWALD Marion
27:38	Sub. No 13 off		GBR	6	CLEWLOW Mel	59:50	Sub. No 22 off		GBR	8	RICHARDSON Helen
27:49	PC		GBR			60:12	Sub. No 4 off		GBR	11	WALSH Kate
28:49	Shot PC Goal	1-1	GBR	5	CULLEN Crista	61:32	Sub. No 14 off		GER	7	KELLER Natascha
28:57	Sub. No 24 off		GER	7	KELLER Natascha	61:55	Sub. No 9 off		GER	28	MUELLER Julia
29:24	Sub. No 7 off		GBR	22	ELLIS Jo	62:15	Sub. No 3 off		GBR	4	PANTER Anne
29:25	Green Card		GBR	5	CULLEN Crista	63:27	Sub. No 18 off		GER	26	SCHUETZE Christina
30:19	Shot Goal	2-1	GER	11	HOFFMANN Eileen	63:30	Sub. No 16 off		GER	27	EIDMANN Pia
30:58	Sub. No 18 off		GER	26	SCHUETZE Christina	63:53	Sub. No 7 off		GBR	22	ELLIS Jo
31:04	Sub. No 11 off		GER	24	STOECKEL Maike	64:03	Sub. No 12 off		GBR	18	THOMAS Sarah
32:52	PC		GBR			64:35	Sub. No 11 off		GER	22	BEERMANN Janine
34:09	Shot PC GK save		GBR	6	CLEWLOW Mel	65:19	Sub. No 9 off		GBR	15	DANSON Alex
34:16	Shot PC Miss		GBR	22	ELLIS Jo	65:38	Sub. No 22 off		GER	11	HOFFMANN Eileen
						65:44	Sub. No 24 off		GER	14	SCHOLZ Katharina

67:52	Sub. No 7 off	GER	22	BEERMANN Janine
68:03	Sub. No 25 off	GER	9	HEINLEIN Martina
68:28	Shot Miss	GBR	10	WRIGHT Lucilla
69:31	PC	GBR		
70+	PC No Shot	GBR	8	RICHARDSON Helen
70+	PC	GBR		
70+	Shot PC Save	GBR	6	CLEWLOW Mel

Pool WB Standings

Rank	Teams	P	W	D	L	GF	GA	GD	Pts
1	GER	1	1	0	0	5	1	+4	3
2	JPN	1	1	0	0	2	1	+1	3
3	ARG	1	0	1	0	2	2	0	1
3	USA	1	0	1	0	2	2	0	1
5	NZL	1	0	0	1	1	2	-1	0
6	GBR	1	0	0	1	1	5	-4	0

Pool WB Next Round Matches

Teams	Date	Time
ARG vs GBR	12 AUG 2008	08:30
USA vs JPN	12 AUG 2008	18:00
GER vs NZL	12 AUG 2008	21:00

Legend

AET - After Extra Time
G - Green Card
GF - Goals For
PC - Penalty Corner
Pts - Points
W - Matches Won
(C) - Captain

D - Matches Drawn
GA - Goals Against
L - Matches Lost
PS - Penalty Stroke
R - Red Card
Y - Yellow Card
(GK) - Goalkeeper

FG - Field Goal
GD - Goals Difference
P - Matches Played
PSC - Penalty Stroke Competition
S - Suspended
% - Conversion Percentage



MATCH REPORT

比赛报告 / BILAN DU MATCH

Date: TUE 12 AUG 2008 Time: 08:30 Pool: WB Venue: Olympic Green Hockey Stadium Pitch: 1 Match No.: W07

Result

ARG-Argentina

Full Time	2 - 2
Halftime	2 - 0

GBR-Great Britain

Time on	Shirt No.	Name	▼ Green	■ Yellow	● Red
	1	SUCCI Belen (GK)			
X	3	AICEGA Magdalena (C)			
X	4	LUCHETTI Rosario	31		
X	7	GULLA Alejandra			
X	8	AYMAR Luciana			
X	10	GARCIA Agustina			
11	11	REBECCHI Carla			
X	12	GONZALEZ OLIVA Mariana		44	
X	14	MARGALOT Mercedes	51		
11	15	HERNANDEZ Maria de la Paz			
X	16	ROSSI Mariana			
X	18	VUKOJICIC Paola (GK)			
12	19	RUSSO Marine			
X	24	BURKART Claudia			
19	26	KANEVSKY Giselle			
X	27	BARRIONUEVO Noel			
Coach		MINADEO Gabriel			

Time on	Shirt No.	Name	▼ Green	■ Yellow	● Red
X	2	STORRY Beth (GK)			
17	3	WOODING Lisa			
X	4	PANTER Anne			
X	5	CULLEN Crista	31		
X	6	CLEWLOW Mel			
X	7	CRADDOCK Charlotte			
X	8	RICHARDSON Helen			
7	9	ELLIS Joanne Catherine			
9	10	WRIGHT Lucilla			
X	11	WALSH Kate (C)			
X	12	ROGERS Chloe			
X	13	BIMSON Jennie			
10	14	WALKER Rachel			
X	15	DANSON Alex			
X	18	THOMAS Sarah			
6	22	ELLIS Jo			
Coach		KERRY Danny			

Team Manager Signature: PALMA Alejandra
Umpire Signature: BARTLEMA Stella (NED)
Judge Signature: TUERO Ana (ESP)
Technical Officer Signature: STERN Rosie (AUS)

Team Manager Signature: BROWN Karen
Umpire Signature: de KLERK Marelize (RSA)
Judge Signature: MARTENS-HODGES Stephanie (SIN)
Reserve Umpire Signature: LEE Keum Ju (KOR)

Team	Minute	Shirt No.	Action	Score
ARG	10	10	PC	1 - 0
ARG	27	7	PC	2 - 0
GBR	49	18	PC	2 - 1
GBR	51	6	PC	2 - 2

Team	Minute	Shirt No.	Action	Score

Team	Minute	Shirt No.	Action	Score

Remarks

Tournament Director - ELLIS Janet (CAN)

Legend: (C) Captain (GK) Goalkeeper PC Penalty Corner X Starting Player

Match Highlights



WOMEN'S POOL WB MATCH W07

Olympic Green Hockey Stadium / TUE 12 AUG 2008 / START TIME: 08:30

ARG - Argentina		Final Score		GBR - Great Britain	
		2-2			

Match No.: W07 **Time:** 08:30 **Weather Conditions:** Cloudy, 25C, Humidity 90%

Umpires: BARTLEMA Stella(NED) ; de KLERK Marelize(RSA)

Reserve Umpire: LEE Keum Ju(KOR)

Match Statistics

ARG		Goals / Shots					Cards		GBR		Goals / Shots					Cards			
Coach: MINADEO Gabriel		Total	%	FG	PC	PS	G	Y	R	Coach: KERRY Danny		Total	%	FG	PC	PS	G	Y	R
1	SUCCI Belen (GK)									2	STORRY Beth (GK)								
3	AICEGA Magdalena (C)									3	WOODING Lisa								
4	LUCHETTI Rosario							1		4	PANTER Anne								
7	GULLA Alejandra	1/1	100		1/1					5	CULLEN Crista	0/3	0		0/3				1
8	AYMAR Luciana	0/1	0	0/1						6	CLEWLOW Mel	1/3	33		1/3				
10	GARCIA Agustina	1/4	25	0/3	1/1					7	CRADDOCK Charlotte								
11	REBECCHI Carla	0/1	0	0/1						8	RICHARDSON Helen								
12	GONZALEZ OLIVA Mariana							1		9	ELLIS Joanne Catherine								
14	MARGALOT Mercedes							1		10	WRIGHT Lucilla								
15	HERNANDEZ Maria de la Paz									11	WALSH Kate (C)	0/1	0		0/1				
16	ROSSI Mariana									12	ROGERS Chloe								
18	VUKOJICIC Paola (GK)									13	BIMSON Jennie	0/1	0	0/1					
19	RUSSO Marine									14	WALKER Rachel								
24	BURKART Claudia	0/1	0		0/1					15	DANSON Alex								
26	KANEVSKY Giselle	0/1	0	0/1						18	THOMAS Sarah	1/1	100		1/1				
27	BARRIONUEVO Noel	0/2	0		0/2					22	ELLIS Jo	0/1	0	0/1					
Totals:		2/11	18	0/6	2/5		2	1		Totals:	2/10	20	0/2	2/8					1

Play By Play

Time	Action	Score	Team	No.	Player	Time	Action	Score	Team	No.	Player
First Half						Second Half					
05:23	Sub. No 7 off		GBR	22	ELLIS Jo	35:00	Sub. No 22 off		GBR	7	CRADDOCK Charlotte
06:12	Shot GK save		GBR	22	ELLIS Jo	35:22	Sub. No 11 off		ARG	10	GARCIA Agustina
06:49	Sub. No 15 off		GBR	9	ELLIS Joanne Catherine	35:26	Sub. No 19 off		ARG	24	BURKART Claudia
08:31	Sub. No 12 off		GBR	10	WRIGHT Lucilla	36:55	Shot GK save		ARG	10	GARCIA Agustina
08:44	PC		ARG			38:07	Shot GK save		GBR	13	BIMSON Jennie
09:00	Shot PC GK save		ARG	24	BURKART Claudia	39:41	PC		GBR		
09:33	Shot PC Goal	1-0	ARG	10	GARCIA Agustina	40:26	Shot PC GK save		GBR	6	CLEWLOW Mel
09:47	Sub. No 13 off		GBR	14	WALKER Rachel	41:23	Sub. No 7 off		GBR	22	ELLIS Jo
10:27	Sub. No 10 off		ARG	15	HERNANDEZ Maria de la Paz	41:26	Sub. No 18 off		GBR	10	WRIGHT Lucilla
10:47	Sub. No 4 off		ARG	11	REBECCHI Carla	42:21	Sub. No 15 off		GBR	9	ELLIS Joanne Catherine
11:32	Sub. No 22 off		GBR	7	CRADDOCK Charlotte	42:38	Sub. No 10 off		ARG	15	HERNANDEZ Maria de la Paz
11:59	Sub. No 24 off		ARG	19	RUSSO Marine	42:42	Sub. No 7 off		ARG	11	REBECCHI Carla
12:04	Sub. No 18 off		GBR	12	ROGERS Chloe	43:07	Shot GK save		ARG	8	AYMAR Luciana
12:13	Sub. No 9 off		GBR	15	DANSON Alex	43:57	Sub. No 9 off		GBR	15	DANSON Alex
12:57	Sub. No 6 off		GBR	13	BIMSON Jennie	43:59	Sub. No 4 off		GBR	3	WOODING Lisa
16:27	Sub. No 4 off		GBR	3	WOODING Lisa	43:59	Yellow Card		ARG	12	GONZALEZ OLIVA Mariana
16:33	Sub. No 12 off		ARG	24	BURKART Claudia	44:32	Sub. No 4 off		ARG	26	KANEVSKY Giselle
16:46	Sub. No 7 off		ARG	10	GARCIA Agustina	44:45	Sub. No 22 off		GBR	7	CRADDOCK Charlotte
17:09	PC		GBR			45:07	Shot Miss		ARG	11	REBECCHI Carla
18:01	PC No Shot		GBR	5	CULLEN Crista	45:19	Sub. No 13 off		GBR	9	ELLIS Joanne Catherine
18:12	Sub. No 14		GBR	6	CLEWLOW Mel	45:54	Sub. No 12 off		GBR	18	THOMAS Sarah

(C) - Captain

(GK) - Goalkeeper

9:54:15 12 AUG 2008
HOW400B04_C69 1.0



MATCH REPORT

比赛报告 / BILAN DU MATCH

Date: TUE 12 AUG 2008 Time: 18:00 Pool: WB Venue: Olympic Green Hockey Stadium Pitch: 2 Match No.: W09

Result

USA-United States

Full Time	1 - 1
Halftime	0 - 1

JPN-Japan

Time on	Shirt No.	Name	▼ Green	■ Yellow	● Red
X	3	LOY Angela			
X	4	DOTON Kelly			
23	7	GEY Jesse			
X	8	DAWSON Rachel			
X	10	SNOW Tiffany			
X	13	SMITH Keli			
16	15	SENENIG Dana			
X	17	LINGO Carrie			
20	19	NICHOLS Caroline			
X	22	BARBER Kate (C)			
X	23	FALGOWSKI Katelyn			
12	24	RIZZO Dina			
X	25	TRAN Amy (GK)			
X	26	BASHORE Kayla			
X	27	CRANDALL Lauren			
14	28	POWLEY Lauren			
Coach		BODIMEADE Lee (AUS)			

Time on	Shirt No.	Name	▼ Green	■ Yellow	● Red
X	1	OKAMURA Ikuko (GK)			
X	2	MIURA Keiko			
X	4	ONO Mayumi			
X	5	KIMURA Chie			
X	6	KOMAZAWA Rika			
14	7	NAKAGAWA Miyuki			
X	8	MORIMOTO Sakae			
X	9	CHIBA Kaori			
X	10	YAMAMOTO Yukari			25
X	11	TSUKUI Toshie			
X	13	IWAO Sachimi			33
X	14	KATO Akemi (C)			46
15	15	KOMORI Tomomi			
14	18	OZAWA Misaki			
	20	KOZAKURA Chinami			
	22	YOSHIKAWA Yuka (GK)			
Coach		YOO Seung Jin (KOR)			

Team Manager	Signature
JENNINGS Steve	
Umpire	Signature
GARNETT Sarah (NZL)	
Judge	Signature
GILL Julia (GBR)	
Technical Officer	Signature
STERN Rosie (AUS)	

Team Manager	Signature
ONDA Masashi	
Umpire	Signature
ROACH Lisa (AUS)	
Judge	Signature
TUERO Ana (ESP)	
Reserve Umpire	Signature
de la FUENTE Carolina (ARG)	

Team	Minute	Shirt No.	Action	Score
JPN	12	9	FG	0 - 1
USA	58	22	FG	1 - 1

Team	Minute	Shirt No.	Action	Score

Team	Minute	Shirt No.	Action	Score

Remarks

Tournament Director - ELLIS Janet (CAN)

Legend:	(C) Captain	(GK) Goalkeeper	FG Field Goal	X Starting Player
---------	-------------	-----------------	---------------	-------------------

Match Highlights



WOMEN'S POOL WB MATCH W09

Olympic Green Hockey Stadium / TUE 12 AUG 2008 / START TIME: 18:00

USA - United States		Final Score		JPN - Japan	
		1-1			

Match No.: W09 **Time:** 18:00 **Weather Conditions:** Cloudy, 29C, Humidity 65%

Umpires: GARNETT Sarah(NZL) ; ROACH Lisa(AUS)
Reserve Umpire: de la FUENTE Carolina(ARG)

Match Statistics

USA		Goals / Shots					Cards			JPN		Goals / Shots					Cards		
Coach: BODIMEADE Lee		Total	%	FG	PC	PS	G	Y	R	Coach: YOO Seung Jin		Total	%	FG	PC	PS	G	Y	R
3	<u>LOY Angela</u>	0/1	0	0/1						1	<u>OKAMURA Ikuko</u> (GK)								
4	<u>DOTON Kelly</u>									2	<u>MIURA Keiko</u>	0/3	0		0/3				
7	<u>GEY Jesse</u>	0/1	0	0/1						4	<u>ONO Mayumi</u>								
8	<u>DAWSON Rachel</u>	0/1	0		0/1					5	<u>KIMURA Chie</u>								
10	<u>SNOW Tiffany</u>									6	<u>KOMAZAWA Rika</u>								
13	<u>SMITH Keli</u>									7	<u>NAKAGAWA Miyuki</u>	0/1	0	0/1					
15	<u>SENSENIK Dana</u>									8	<u>MORIMOTO Sakae</u>	0/1	0	0/1					
17	<u>LINGO Carrie</u>									9	<u>CHIBA Kaori</u>	1/3	33	1/3					
19	<u>NICHOLS Caroline</u>									10	<u>YAMAMOTO Yukari</u>	0/1	0	0/1					1
22	<u>BARBER Kate</u> (C)	1/6	16	1/5	0/1					11	<u>TSUKUI Toshie</u>	0/1	0	0/1					
23	<u>FALGOWSKI Katelyn</u>									13	<u>IWAO Sachimi</u>								1
24	<u>RIZZO Dina</u>	0/1	0	0/1						14	<u>KATO Akemi</u> (C)								1
25	<u>TRAN Amy</u> (GK)									15	<u>KOMORI Tomomi</u>								
26	<u>BASHORE Kayla</u>									18	<u>OZAWA Misaki</u>								
27	<u>CRANDALL Lauren</u>	0/2	0	0/1	0/1					20	<u>KOZAKURA Chinami</u>								
28	<u>POWLEY Lauren</u>									22	<u>YOSHIKAWA Yuka</u> (GK)								
Totals:		1/12	8	1/9	0/3					Totals:		1/10	10	1/7	0/3		2	1	

Play By Play

Time	Action	Score	Team	No.	Player	Time	Action	Score	Team	No.	Player
First Half						Second Half					
11:17	Shot Goal	0-1	JPN	9	<u>CHIBA Kaori</u>	35:11	Sub. No 7 off		USA	13	<u>SMITH Keli</u>
11:30	Sub. No 10 off		USA	24	<u>RIZZO Dina</u>	35:16	Sub. No 19 off		USA	23	<u>FALGOWSKI Katelyn</u>
13:10	Sub. No 26 off		USA	28	<u>POWLEY Lauren</u>	35:24	Sub. No 13 off		JPN	7	<u>NAKAGAWA Miyuki</u>
13:44	Sub. No 9 off		JPN	7	<u>NAKAGAWA Miyuki</u>	41:42	Shot GK save		USA	22	<u>BARBER Kate</u>
13:50	Sub. No 8 off		JPN	18	<u>OZAWA Misaki</u>	42:19	Sub. No 10 off		USA	24	<u>RIZZO Dina</u>
14:22	Sub. No 13 off		JPN	15	<u>KOMORI Tomomi</u>	42:57	Shot GK save		JPN	9	<u>CHIBA Kaori</u>
15:07	PC		JPN			43:00	Shot GK save		JPN	10	<u>YAMAMOTO Yukari</u>
15:19	Sub. No 17 off		USA	15	<u>SENSENIK Dana</u>	45:30	Sub. No 17 off		USA	15	<u>SENSENIK Dana</u>
15:47	Shot PC GK save		JPN	2	<u>MIURA Keiko</u>	45:53	Sub. No 7 off		JPN	15	<u>KOMORI Tomomi</u>
16:02	Shot Save		JPN	11	<u>TSUKUI Toshie</u>	45:54	Yellow Card		JPN	14	<u>KATO Akemi</u>
17:03	PC		JPN			46:02	Sub. No 26 off		USA	28	<u>POWLEY Lauren</u>
17:35	Shot PC Save		JPN	2	<u>MIURA Keiko</u>	46:04	Shot Miss		USA	22	<u>BARBER Kate</u>
18:26	Shot Miss		USA	27	<u>CRANDALL Lauren</u>	46:10	Sub. No 5 off		JPN	13	<u>IWAO Sachimi</u>
18:32	Sub. No 18 off		JPN	9	<u>CHIBA Kaori</u>	46:15	Shot Miss		USA	24	<u>RIZZO Dina</u>
19:24	Sub. No 23 off		USA	19	<u>NICHOLS Caroline</u>	46:58	Sub. No 27 off		USA	19	<u>NICHOLS Caroline</u>
19:28	Sub. No 15 off		JPN	8	<u>MORIMOTO Sakae</u>	50:09	Sub. No 8 off		JPN	7	<u>NAKAGAWA Miyuki</u>
20:49	Shot Save		JPN	8	<u>MORIMOTO Sakae</u>	51:32	Sub. No 24 off		USA	7	<u>GEY Jesse</u>
21:37	Sub. No 4 off		JPN	13	<u>IWAO Sachimi</u>	51:55	Suspension Ends		JPN	14	<u>KATO Akemi</u>
22:47	Sub. No 3 off		USA	7	<u>GEY Jesse</u>	52:11	Sub. No 7 off		JPN	5	<u>KIMURA Chie</u>
24:18	Green Card		JPN	10	<u>YAMAMOTO Yukari</u>	53:56	Sub. No 23 off		USA	27	<u>CRANDALL Lauren</u>
24:37	Sub. No 7 off		JPN	4	<u>ONO Mayumi</u>	54:02	Sub. No 28 off		USA	26	<u>BASHORE Kayla</u>
24:56	Sub. No 15 off		USA	17	<u>LINGO Carrie</u>	54:07	Sub. No 15 off		USA	17	<u>LINGO Carrie</u>
26:17	Shot Miss		USA	22	<u>BARBER Kate</u>	54:21	Sub. No 3 off		USA	10	<u>SNOW Tiffany</u>
26:25	PC		USA			54:56	Sub. No 13 off		JPN	8	<u>MORIMOTO Sakae</u>
27:12	PC No Shot		USA	8	<u>DAWSON Rachel</u>	57:31	Shot Goal	1-1	USA	22	<u>BARBER Kate</u>
27:16	PC		USA			57:53	Sub. No 7 off		USA	3	<u>LOY Angela</u>
27:20	Shot PC Miss		USA	22	<u>BARBER Kate</u>	58:41	Sub. No 10 off		USA	24	<u>RIZZO Dina</u>
27:22	Shot PC Miss		USA	27	<u>CRANDALL Lauren</u>	60:51	Shot GK save		JPN	9	<u>CHIBA Kaori</u>
28:12	Sub. No 13 off		USA	26	<u>BASHORE Kayla</u>	60:54	PC		JPN		
28:18	Sub. No 28 off		USA	10	<u>SNOW Tiffany</u>	61:33	Shot PC GK save		JPN	2	<u>MIURA Keiko</u>

28:23	Sub. No 24 off	USA	3	LOY Angela	63:23	Shot GK save	USA	22	BARBER Kate
32:24	Green Card	JPN	13	IWAO Sachimi	64:03	Sub. No 15 off	JPN	7	NAKAGAWA Miyuki
33:13	Shot GK save	USA	7	GEY Jesse	64:18	Sub. No 24 off	USA	10	SNOW Tiffany
					66:40	Shot Miss	JPN	7	NAKAGAWA Miyuki
					68:02	Sub. No 13 off	USA	28	POWLEY Lauren
					68:07	Sub. No 19 off	USA	13	SMITH Keli
					68:45	Sub. No 17 off	USA	15	SENENIG Dana
					69:55	Serious Injury	JPN	9	CHIBA Kaori
					70+	Sub. No 9 off	JPN	13	IWAO Sachimi
					69:23	Shot GK save	USA	3	LOY Angela

Pool WB Standings

Rank	Teams	P	W	D	L	GF	GA	GD	Pts
1	JPN	2	1	1	0	3	2	+1	4
2	GER	1	1	0	0	5	1	+4	3
3	ARG	2	0	2	0	4	4	0	2
4	USA	2	0	2	0	3	3	0	2
5	GBR	2	0	1	1	3	7	-4	1
6	NZL	1	0	0	1	1	2	-1	0

Pool WB Next Round Matches

Teams	Date	Time
GER vs NZL	12 AUG 2008	21:00
USA vs GER	14 AUG 2008	10:30
JPN vs ARG	14 AUG 2008	18:30
NZL vs GBR	14 AUG 2008	21:00

Legend

AET - After Extra Time
 G - Green Card
 GF - Goals For
 PC - Penalty Corner
 Pts - Points
 W - Matches Won
 (C) - Captain

D - Matches Drawn
 GA - Goals Against
 L - Matches Lost
 PS - Penalty Stroke
 R - Red Card
 Y - Yellow Card
 (GK) - Goalkeeper

FG - Field Goal
 GD - Goals Difference
 P - Matches Played
 PSC - Penalty Stroke Competition
 S - Suspended
 % - Conversion Percentage



MATCH REPORT

比赛报告 / BILAN DU MATCH

Date: TUE 12 AUG 2008 Time: 21:00 Pool: WB Venue: Olympic Green Hockey Stadium Pitch: 1 Match No.: W12

Result

GER-Germany

Full Time	2 - 1
Halftime	0 - 1

NZL-New Zealand

Time on	Shirt No.	Name	▼ Green	■ Yellow	● Red
X	2	BACHMANN Tina	45		
X	4	HAASE Mandy			
X	7	KELLER Natascha			
9	9	HEINLEIN Martina	50		
9	11	HOFFMANN Eileen			
X	13	RODEWALD Marion (C)			
9	14	SCHOLZ Katharina			
X	16	RINNE Fanny			
X	18	KUEHN Anke	41		
X	22	BEERMANN Janine			
X	24	STOECKEL Maïke			
X	25	MUELLER-WIELAND Janne			
14	26	SCHUETZE Christina			
9	27	EIDMANN Pia			
X	28	MUELLER Julia			
X	32	REYNOLDS Kristina (GK)			
Coach		BEHRMANN Michael			

Time on	Shirt No.	Name	▼ Green	■ Yellow	● Red
X	1	SHARLAND Kayla			
X	2	NAYLOR Emily			
X	3	FORGESSON Krystal			
X	4	SAUNDERS Kate			
X	8	CLAXTON Jaimee			
X	10	IGASAN Elizabeth (C)			
X	11	CARR Stacey			
X	13	GALLETLY Joanne			
11	14	NOAKES Kimberley			
X	15	JURGELEIT Beth (GK)			
X	17	PAEWAI Caryn			
X	21	ROBERTS Niniwa			
10	22	FLYNN Gemma			
15	23	DRYSDALE Tara			
S	24	HORVATH Sheree			
	26	WAWATAI Anita (GK)			
Coach		TOWNS Kevin			

Team Manager	Signature
GASSETT Dorle	
Umpire	Signature
McRAE Anne (GBR)	
Judge	Signature
MORROW Sheila (GBR)	
Technical Officer	Signature
STERN Rosie (AUS)	

Team Manager	Signature
BALME Debra	
Umpire	Signature
IPARRUGUIRRE Soledad (ARG)	
Judge	Signature
LIU Huirong (CHN)	
Reserve Umpire	Signature
METCHETTE Carol (IRL)	

Team	Minute	Shirt No.	Action	Score
NZL	31	3	PC	0 - 1
GER	59	14	FG	1 - 1
GER	69	18	PC	2 - 1

Team	Minute	Shirt No.	Action	Score

Team	Minute	Shirt No.	Action	Score

Remarks

Tournament Director - ELLIS Janet (CAN)

Legend:							
(C)	Captain	(GK)	Goalkeeper	FG	Field Goal	PC	Penalty Corner
S	Suspended	X	Starting Player				

Match Highlights



WOMEN'S POOL WB MATCH W12

Olympic Green Hockey Stadium / TUE 12 AUG 2008 / START TIME: 21:00

GER - Germany		Final Score		NZL - New Zealand	
		2-1			

Match No.: W12 **Time:** 21:00 **Weather Conditions:** Cloudy, 29C, Humidity 65%

Umpires: McRAE Anne(GBR) ; IPARRUGUIRRE Soledad(ARG)

Reserve Umpire: METCHETTE Carol(IRL)

Match Statistics

GER		Goals / Shots					Cards		NZL		Goals / Shots					Cards			
Coach: BEHRMANN Michael		Total	%	FG	PC	PS	G	Y	R	Coach: TOWNS Kevin		Total	%	FG	PC	PS	G	Y	R
2	BACHMANN Tina								1	1	SHARLAND Kayla								
4	HAASE Mandy									2	NAYLOR Emily								
7	KELLER Natascha									3	FORGESSON Krystal	1/1	100		1/1				
9	HEINLEIN Martina								1	4	SAUNDERS Kate								
11	HOFFMANN Eileen	0/2	0	0/2						8	CLAXTON Jaimee								
13	RODEWALD Marion (C)									10	IGASAN Elizabeth (C)	0/3	0		0/3				
14	SCHOLZ Katharina	1/1	100	1/1						11	CARR Stacey								
16	RINNE Fanny	0/4	0		0/4					13	GALLETLY Joanne								
18	KUEHN Anke	1/4	25	0/1	1/3		1			14	NOAKES Kimberley								
22	BEERMANN Janine	0/1	0	0/1						15	JURGELEIT Beth (GK)								
24	STOECKEL Maike	0/2	0	0/2						17	PAEWAI Caryn								
25	MUELLER-WIELAND Janne	0/1	0	0/1						21	ROBERTS Niniwa	0/2	0	0/1	0/1				
26	SCHUETZE Christina									22	FLYNN Gemma								
27	EIDMANN Pia									23	DRYSDALE Tara								
28	MUELLER Julia									26	WAWATAI Anita (GK)								
32	REYNOLDS Kristina (GK)									S	HORVATH Sheree								
Totals:		2/15	13	1/8	1/7		3			Totals:	1/6	16	0/1	1/5					

Play By Play

Time	Action	Score	Team	No.	Player	Time	Action	Score	Team	No.	Player
First Half						Second Half					
07:10	PC		NZL			35:00	Sub. No 9 off		GER	7	KELLER Natascha
08:26	Shot PC Miss		NZL	10	IGASAN Elizabeth	35:00	Sub. No 11 off		GER	28	MUELLER Julia
08:31	Sub. No 22 off		GER	11	HOFFMANN Eileen	35:00	Sub. No 1 off		NZL	8	CLAXTON Jaimee
08:39	Sub. No 13 off		GER	27	EIDMANN Pia	35:00	Sub. No 3 off		NZL	17	PAEWAI Caryn
08:45	Sub. No 25 off		GER	9	HEINLEIN Martina	35:00	Sub. No 21 off		NZL	23	DRYSDALE Tara
08:48	Sub. No 7 off		GER	14	SCHOLZ Katharina	36:19	Shot GK save		GER	18	KUEHN Anke
09:24	Sub. No 21 off		NZL	22	FLYNN Gemma	39:17	PC		GER		
10:34	Sub. No 3 off		NZL	14	NOAKES Kimberley	40:01	Shot PC Save		GER	16	RINNE Fanny
13:09	Sub. No 18 off		GER	26	SCHUETZE Christina	40:59	Green Card		GER	18	KUEHN Anke
13:21	Sub. No 24 off		GER	7	KELLER Natascha	41:49	Sub. No 22 off		GER	11	HOFFMANN Eileen
13:37	Shot GK save		GER	11	HOFFMANN Eileen	41:59	Sub. No 7 off		GER	14	SCHOLZ Katharina
13:42	Sub. No 17 off		NZL	21	ROBERTS Niniwa	42:01	Sub. No 13 off		GER	26	SCHUETZE Christina
14:21	Sub. No 1 off		NZL	23	DRYSDALE Tara	42:52	Sub. No 22 off		NZL	21	ROBERTS Niniwa
14:57	Sub. No 16 off		GER	18	KUEHN Anke	42:55	Sub. No 23 off		NZL	1	SHARLAND Kayla
15:07	Sub. No 27 off		GER	13	RODEWALD Marion	44:52	Sub. No 14 off		NZL	3	FORGESSON Krystal
15:12	Sub. No 4 off		GER	25	MUELLER-WIELAND Janne	44:58	Sub. No 24 off		GER	22	BEERMANN Janine
15:15	Sub. No 14 off		GER	22	BEERMANN Janine	45:00	Green Card		GER	2	BACHMANN Tina
16:09	Sub. No 8 off		NZL	3	FORGESSON Krystal	46:09	Sub. No 18 off		GER	27	EIDMANN Pia
17:17	Sub. No 11 off		GER	24	STOECKEL Maike	47:21	Sub. No 17 off		NZL	22	FLYNN Gemma
18:05	Sub. No 22 off		NZL	17	PAEWAI Caryn	48:31	Sub. No 14 off		GER	7	KELLER Natascha
20:22	Sub. No 9 off		GER	4	HAASE Mandy	48:37	Sub. No 11 off		GER	24	STOECKEL Maike
20:26	Sub. No 26 off		GER	16	RINNE Fanny	48:57	Sub. No 25 off		GER	9	HEINLEIN Martina
21:01	Sub. No 14 off		NZL	8	CLAXTON Jaimee	49:21	Green Card		GER	9	HEINLEIN Martina
21:04	Sub. No 2 off		NZL	1	SHARLAND Kayla	49:33	Sub. No 16 off		GER	18	KUEHN Anke
22:12	Shot Miss		NZL	21	ROBERTS Niniwa	49:41	Sub. No 26 off		GER	13	RODEWALD Marion
22:38	Sub. No 21 off		NZL	22	FLYNN Gemma	50:45	Sub. No 2 off		NZL	23	DRYSDALE Tara
22:54	Sub. No 7 off		GER	11	HOFFMANN Eileen	50:55	Sub. No 8 off		NZL	14	NOAKES Kimberley
23:50	Shot GK save		GER	11	HOFFMANN Eileen	52:20	Sub. No 22 off		GER	11	HOFFMANN Eileen
24:27	Shot Save		GER	22	BEERMANN Janine	52:23	Sub. No 27 off		GER	16	RINNE Fanny

24:38	Sub. No 8 off		<u>NZL</u>	14	<u>NOAKES Kimberley</u>	53:02	PC		<u>GER</u>		
25:01	Shot GK save		<u>GER</u>	24	<u>STOECKEL Maike</u>	53:37	Shot PC Save		<u>GER</u>	16	<u>RINNE Fanny</u>
25:46	Sub. No 11 off		<u>NZL</u>	8	<u>CLAXTON Jaimee</u>	53:39	PC		<u>GER</u>		
26:00	Sub. No 22 off		<u>GER</u>	14	<u>SCHOLZ Katharina</u>	53:58	Shot PC Save		<u>GER</u>	16	<u>RINNE Fanny</u>
26:12	Sub. No 18 off		<u>GER</u>	27	<u>EIDMANN Pia</u>	54:06	Shot PC Save		<u>GER</u>	18	<u>KUEHN Anke</u>
26:21	Sub. No 28 off		<u>GER</u>	9	<u>HEINLEIN Martina</u>	54:25	Shot GK save		<u>GER</u>	24	<u>STOECKEL Maike</u>
26:44	Sub. No 17 off		<u>NZL</u>	21	<u>ROBERTS Niniwa</u>	56:12	Sub. No 21 off		<u>NZL</u>	17	<u>PAEWAI Caryn</u>
26:57	Sub. No 24 off		<u>GER</u>	7	<u>KELLER Natascha</u>	56:28	Sub. No 3 off		<u>NZL</u>	8	<u>CLAXTON Jaimee</u>
27:34	Sub. No 23 off		<u>NZL</u>	2	<u>NAYLOR Emily</u>	56:32	Sub. No 23 off		<u>NZL</u>	2	<u>NAYLOR Emily</u>
28:08	Sub. No 13 off		<u>GER</u>	26	<u>SCHUETZE Christina</u>	57:09	Sub. No 18 off		<u>GER</u>	26	<u>SCHUETZE Christina</u>
28:43	PC		<u>NZL</u>			57:27	Sub. No 7 off		<u>GER</u>	14	<u>SCHOLZ Katharina</u>
29:33	Shot PC GK save		<u>NZL</u>	10	<u>IGASAN Elizabeth</u>	58:24	Shot Goal	1-1	<u>GER</u>	14	<u>SCHOLZ Katharina</u>
29:38	PC		<u>NZL</u>			58:39	Sub. No 9 off		<u>GER</u>	25	<u>MUELLER-WIELAND Janne</u>
30:03	Shot PC GK save		<u>NZL</u>	21	<u>ROBERTS Niniwa</u>	59:49	Shot GK save		<u>GER</u>	25	<u>MUELLER-WIELAND Janne</u>
30:08	Shot PC Goal	0-1	<u>NZL</u>	3	<u>FORGESSON Krystal</u>	60:44	PC		<u>NZL</u>		
31:03	PC		<u>GER</u>			61:23	Shot PC GK save		<u>NZL</u>	10	<u>IGASAN Elizabeth</u>
31:42	Shot PC Save		<u>GER</u>	16	<u>RINNE Fanny</u>	61:28	Sub. No 11 off		<u>NZL</u>	3	<u>FORGESSON Krystal</u>
32:00	Sub. No 27 off		<u>GER</u>	18	<u>KUEHN Anke</u>	61:31	Sub. No 26 off		<u>GER</u>	18	<u>KUEHN Anke</u>
32:15	PC		<u>GER</u>			61:41	Sub. No 11 off		<u>GER</u>	22	<u>BEERMANN Janine</u>
32:59	Shot PC GK save		<u>GER</u>	18	<u>KUEHN Anke</u>	61:47	Sub. No 14 off		<u>GER</u>	7	<u>KELLER Natascha</u>
33:07	Sub. No 8 off		<u>NZL</u>	11	<u>CARR Stacey</u>	62:38	Sub. No 22 off		<u>NZL</u>	21	<u>ROBERTS Niniwa</u>
33:45	Sub. No 7 off		<u>GER</u>	22	<u>BEERMANN Janine</u>	63:32	Sub. No 7 off		<u>GER</u>	11	<u>HOFFMANN Eileen</u>
33:49	Sub. No 14 off		<u>GER</u>	24	<u>STOECKEL Maike</u>	63:56	Sub. No 13 off		<u>GER</u>	26	<u>SCHUETZE Christina</u>
34:28	Sub. No 26 off		<u>GER</u>	13	<u>RODEWALD Marion</u>	66:00	Sub. No 22 off		<u>GER</u>	14	<u>SCHOLZ Katharina</u>
						66:10	Sub. No 17 off		<u>NZL</u>	22	<u>FLYNN Gemma</u>
						67:00	Sub. No 14 off		<u>NZL</u>	11	<u>CARR Stacey</u>
						67:05	Sub. No 24 off		<u>GER</u>	7	<u>KELLER Natascha</u>
						68:07	Sub. No 2 off		<u>GER</u>	9	<u>HEINLEIN Martina</u>
						68:21	PC		<u>GER</u>		
						68:59	Shot PC Goal	2-1	<u>GER</u>	18	<u>KUEHN Anke</u>
						69:07	Sub. No 8 off		<u>NZL</u>	14	<u>NOAKES Kimberley</u>
						69:11	Sub. No 14 off		<u>GER</u>	24	<u>STOECKEL Maike</u>
						69:17	Sub. No 9 off		<u>GER</u>	2	<u>BACHMANN Tina</u>

Pool WB Standings

Rank	Teams	P	W	D	L	GF	GA	GD	Pts
1	<u>GER</u>	2	2	0	0	7	2	+5	6
2	<u>JPN</u>	2	1	1	0	3	2	+1	4
3	<u>ARG</u>	2	0	2	0	4	4	0	2
4	<u>USA</u>	2	0	2	0	3	3	0	2
5	<u>GBR</u>	2	0	1	1	3	7	-4	1
6	<u>NZL</u>	2	0	0	2	2	4	-2	0

Pool WB Next Round Matches

Teams	Date	Time
<u>USA</u> vs <u>GER</u>	14 AUG 2008	10:30
<u>JPN</u> vs <u>ARG</u>	14 AUG 2008	18:30
<u>NZL</u> vs <u>GBR</u>	14 AUG 2008	21:00

Legend

AET - After Extra Time
G - Green Card
GF - Goals For
PC - Penalty Corner
Pts - Points
W - Matches Won
(C) - Captain

D - Matches Drawn
GA - Goals Against
L - Matches Lost
PS - Penalty Stroke
R - Red Card
Y - Yellow Card
(GK) - Goalkeeper

FG - Field Goal
GD - Goals Difference
P - Matches Played
PSC - Penalty Stroke Competition
S - Suspended
% - Conversion Percentage



MATCH REPORT

比赛报告 / BILAN DU MATCH

Date: THU 14 AUG 2008 Time: 10:30 Pool: WB Venue: Olympic Green Hockey Stadium Pitch: 1 Match No.: W14

Result

USA-United States

Full Time	2 - 4
Halftime	1 - 1

GER-Germany

Time on	Shirt No.	Name	▼ Green	■ Yellow	● Red
X	3	LOY Angela			
X	4	DOTON Kelly			
15	7	GEY Jesse	26		
X	8	DAWSON Rachel			
X	10	SNOW Tiffany			
X	13	SMITH Keli			
18	15	SENENIG Dana			
X	17	LINGO Carrie			
24	19	NICHOLS Caroline			
X	22	BARBER Kate (C)			
X	23	FALGOWSKI Katelyn			
9	24	RIZZO Dina			
X	25	TRAN Amy (GK)			
X	26	BASHORE Kayla			
X	27	CRANDALL Lauren			
18	28	POWLEY Lauren			
Coach		BODIMEADE Lee (AUS)			

Time on	Shirt No.	Name	▼ Green	■ Yellow	● Red
X	2	BACHMANN Tina		56	
X	4	HAASE Mandy	44		
X	7	KELLER Natascha			
12	9	HEINLEIN Martina			
7	11	HOFFMANN Eileen			
X	13	RODEWALD Marion (C)			
7	14	SCHOLZ Katharina			
X	16	RINNE Fanny			
X	18	KUEHN Anke			
X	22	BEERMANN Janine			
X	24	STOECKEL Maike			
X	25	MUELLER-WIELAND Janne			
9	26	SCHUETZE Christina			
7	27	EIDMANN Pia			
X	28	MUELLER Julia			
X	32	REYNOLDS Kristina (GK)			
Coach		BEHRMANN Michael			

Team Manager	Signature
JENNINGS Steve	
Umpire	Signature
LEE Keum Ju (KOR)	
Judge	Signature
LIU Huirong (CHN)	
Technical Officer	Signature
STERN Rosie (AUS)	

Team Manager	Signature
GASSETT Dorle	
Umpire	Signature
de KLERK Marelize (RSA)	
Judge	Signature
TUERO Ana (ESP)	
Reserve Umpire	Signature
WOOLLEY Minka (AUS)	

Team	Minute	Shirt No.	Action	Score
USA	27	10	FG	1 - 0
GER	34	7	FG	1 - 1
GER	49	16	PC	1 - 2
GER	55	13	PC	1 - 3
USA	60	3	PC	2 - 3

Team	Minute	Shirt No.	Action	Score
GER	64	18	PC	2 - 4

Team	Minute	Shirt No.	Action	Score

Remarks

Tournament Director - ELLIS Janet (CAN)

Legend:	(C) Captain	(GK) Goalkeeper	X Starting Player
---------	-------------	-----------------	-------------------

Match Highlights



WOMEN'S POOL WB MATCH W14

Olympic Green Hockey Stadium / THU 14 AUG 2008 / START TIME: 10:30

USA - United States		Final Score		GER - Germany	
		2-4			

Match No.: W14 **Time:** 10:30 **Weather Conditions:** Cloudy, 26C, Humidity 90%

Umpires: LEE Keum Ju(KOR) ; de KLERK Marelize(RSA)

Reserve Umpire: WOOLLEY Minka(AUS)

Match Statistics

USA		Goals / Shots					Cards			GER		Goals / Shots					Cards		
Coach: BODIMEADE Lee	Total	%	FG	PC	PS	G	Y	R	Coach: BEHRMANN Michael	Total	%	FG	PC	PS	G	Y	R		
3 LOY Angela	1/1	100		1/1					2 BACHMANN Tina								1		
4 DOTON Kelly	0/3	0		0/3					4 HAASE Mandy	0/1	0	0/1					1		
7 GEY Jesse							1		7 KELLER Natascha	1/2	50	1/2							
8 DAWSON Rachel									9 HEINLEIN Martina										
10 SNOW Tiffany	1/2	50	1/2						11 HOFFMANN Eileen										
13 SMITH Keli									13 RODEWALD Marion (C)	1/1	100		1/1						
15 SENSENIG Dana									14 SCHOLZ Katharina	0/1	0	0/1							
17 LINGO Carrie	0/1	0	0/1						16 RINNE Fanny	1/1	100		1/1						
19 NICHOLS Caroline									18 KUEHN Anke	1/2	50		1/2						
22 BARBER Kate (C)									22 BEERMANN Janine	0/1	0	0/1							
23 FALGOWSKI Katelyn									24 STOECKEL Maike	0/2	0	0/2							
24 RIZZO Dina	0/1	0	0/1						25 MUELLER-WIELAND Janne										
25 TRAN Amy (GK)									26 SCHUETZE Christina										
26 BASHORE Kayla									27 EIDMANN Pia	0/1	0	0/1							
27 CRANDALL Lauren	0/1	0	0/1						28 MUELLER Julia										
28 POWLEY Lauren									32 REYNOLDS Kristina (GK)										
Totals:	2/10	20	1/6	1/4		1			Totals:	4/11	36	1/7	3/4		1	1			

Play By Play

Time	Action	Score	Team	No.	Player	Time	Action	Score	Team	No.	Player
First Half						Second Half					
02:11	Shot Save		USA	10	SNOW Tiffany	35:00	Sub. No 19 off		USA	10	SNOW Tiffany
02:26	Shot GK save		GER	7	KELLER Natascha	35:44	Sub. No 24 off		USA	23	FALGOWSKI Katelyn
02:32	Shot GK save		GER	24	STOECKEL Maike	35:52	Sub. No 14 off		GER	13	RODEWALD Marion
06:41	Sub. No 13 off		GER	27	EIDMANN Pia	35:56	Sub. No 27 off		GER	24	STOECKEL Maike
06:46	Sub. No 24 off		GER	14	SCHOLZ Katharina	39:36	Sub. No 24 off		GER	14	SCHOLZ Katharina
06:48	Sub. No 22 off		GER	11	HOFFMANN Eileen	40:10	Sub. No 22 off		GER	11	HOFFMANN Eileen
08:24	Sub. No 18 off		GER	26	SCHUETZE Christina	40:14	Sub. No 13 off		GER	27	EIDMANN Pia
08:33	Sub. No 10 off		USA	24	RIZZO Dina	40:33	Sub. No 10 off		USA	24	RIZZO Dina
09:34	PC		USA			40:39	Sub. No 15 off		USA	8	DAWSON Rachel
10:27	Shot PC GK save		USA	4	DOTON Kelly	41:11	Sub. No 25 off		GER	9	HEINLEIN Martina
10:34	Sub. No 7 off		GER	24	STOECKEL Maike	42:11	Sub. No 16 off		GER	26	SCHUETZE Christina
11:40	Sub. No 4 off		GER	9	HEINLEIN Martina	43:05	Sub. No 7 off		GER	24	STOECKEL Maike
13:25	Sub. No 27 off		GER	13	RODEWALD Marion	43:59	Green Card		GER	4	HAASE Mandy
14:45	Sub. No 16 off		GER	18	KUEHN Anke	44:20	Sub. No 14 off		GER	24	STOECKEL Maike
14:56	Sub. No 3 off		USA	7	GEY Jesse	45:48	Sub. No 3 off		USA	7	GEY Jesse
15:33	Sub. No 14 off		GER	22	BEERMANN Janine	45:53	Sub. No 18 off		GER	16	RINNE Fanny
15:36	Sub. No 11 off		GER	7	KELLER Natascha	47:00	Sub. No 4 off		GER	25	MUELLER-WIELAND Janne
16:10	Shot Miss		GER	24	STOECKEL Maike	47:48	Shot GK save		GER	27	EIDMANN Pia
16:27	Sub. No 25 off		GER	4	HAASE Mandy	47:54	PC		GER		
17:47	Sub. No 13 off		USA	28	POWLEY Lauren	48:34	Shot PC Goal	1-2	GER	16	RINNE Fanny
17:59	Sub. No 26 off		USA	15	SENSENIG Dana	48:52	Sub. No 27 off		GER	13	RODEWALD Marion
18:57	Sub. No 26 off		GER	27	EIDMANN Pia	48:56	Sub. No 11 off		GER	7	KELLER Natascha
19:59	Sub. No 24 off		GER	11	HOFFMANN Eileen	49:13	Sub. No 24 off		GER	14	SCHOLZ Katharina
21:02	Sub. No 13 off		GER	16	RINNE Fanny	49:51	PC		USA		
21:05	Sub. No 22 off		GER	14	SCHOLZ Katharina	50:17	Shot PC GK save		USA	4	DOTON Kelly
21:09	Sub. No 9 off		GER	25	MUELLER-WIELAND Janne	50:51	Shot Save		USA	17	LINGO Carrie
21:33	Sub. No 24 off		USA	10	SNOW Tiffany	50:59	Sub. No 26 off		GER	18	KUEHN Anke

21:56	Shot Save		GER	14	SCHOLZ Katharina	51:22	Sub. No 26 off		USA	28	POWLEY Lauren
22:18	Sub. No 17 off		USA	3	LOY Angela	52:26	Shot GK save		USA	22	BEERMANN Janine
22:53	Sub. No 18 off		GER	26	SCHUETZE Christina	52:31	Shot GK save		USA	24	RIZZO Dina
23:01	Sub. No 23 off		USA	19	NICHOLS Caroline	52:39	Sub. No 14 off		GER	11	HOFFMANN Eileen
24:06	Sub. No 7 off		GER	24	STOECKEL Maike	52:42	Sub. No 9 off		GER	4	HAASE Mandy
25:06	Sub. No 14 off		GER	22	BEERMANN Janine	52:49	Sub. No 7 off		GER	24	STOECKEL Maike
25:24	Minor Injury		GER	2	BACHMANN Tina	52:57	Sub. No 27 off		USA	19	NICHOLS Caroline
25:30	Sub. No 4 off		GER	9	HEINLEIN Martina	53:10	Sub. No 13 off		USA	3	LOY Angela
25:34	Green Card		USA	7	GEY Jesse	54:16	PC		GER		
25:36	Sub. No 7 off		USA	13	SMITH Keli	54:53	Shot PC Goal	1-3	GER	13	RODEWALD Marion
25:44	Sub. No 27 off		GER	13	RODEWALD Marion	55:54	Sub. No 23 off		USA	26	BASHORE Kayla
26:01	Shot Goal	1-0	USA	10	SNOW Tiffany	55:56	Yellow Card		GER	2	BACHMANN Tina
28:11	Sub. No 28 off		USA	26	BASHORE Kayla	56:01	Sub. No 7 off		USA	13	SMITH Keli
28:30	Sub. No 16 off		GER	18	KUEHN Anke	56:05	Sub. No 13 off		GER	27	EIDMANN Pia
28:56	Sub. No 11 off		GER	14	SCHOLZ Katharina	56:24	Sub. No 11 off		GER	9	HEINLEIN Martina
29:01	Sub. No 24 off		GER	7	KELLER Natascha	56:27	Sub. No 16 off		GER	26	SCHUETZE Christina
30:00	Sub. No 15 off		USA	17	LINGO Carrie	57:01	Sub. No 14 off		GER	14	SCHOLZ Katharina
30:26	Sub. No 10 off		USA	24	RIZZO Dina	57:08	Sub. No 24 off		USA	15	SENSENIK Dana
30:59	Sub. No 9 off		GER	4	HAASE Mandy	57:55	Sub. No 24 off		GER	7	KELLER Natascha
31:02	Sub. No 26 off		GER	27	EIDMANN Pia	58:14	Sub. No 27 off		GER	11	HOFFMANN Eileen
31:08	PC		GER			59:02	Sub. No 26 off		GER	13	RODEWALD Marion
31:44	Shot PC Save		GER	18	KUEHN Anke	59:22	Sub. No 28 off		USA	27	CRANDALL Lauren
32:49	Sub. No 8 off		USA	15	SENSENIK Dana	59:42	PC		USA		
32:57	Sub. No 13 off		GER	16	RINNE Fanny	59:56	Shot PC GK save		USA	4	DOTON Kelly
33:46	Shot Goal	1-1	GER	7	KELLER Natascha	59:59	Shot PC Goal	2-3	USA	3	LOY Angela
						60:38	Sub. No 11 off		GER	16	RINNE Fanny
						60:42	Sub. No 7 off		GER	22	BEERMANN Janine
						61:12	Suspension Ends		GER	2	BACHMANN Tina
						61:39	Sub. No 25 off		GER	11	HOFFMANN Eileen
						62:00	Sub. No 22 off		GER	14	SCHOLZ Katharina
						62:29	PC		GER		
						63:05	Shot PC Goal	2-4	GER	18	KUEHN Anke
						63:22	Sub. No 4 off		GER	24	STOECKEL Maike
						64:16	Shot Save		GER	4	HAASE Mandy
						64:52	Sub. No 11 off		GER	25	MUELLER-WIELAND Janne
						65:13	Sub. No 17 off		USA	24	RIZZO Dina
						65:39	Shot Miss		USA	27	CRANDALL Lauren
						65:43	Sub. No 13 off		GER	7	KELLER Natascha
						65:47	Sub. No 18 off		GER	27	EIDMANN Pia
						67:19	Sub. No 9 off		GER	26	SCHUETZE Christina
						67:23	Sub. No 14 off		GER	4	HAASE Mandy
						67:26	Sub. No 3 off		USA	10	SNOW Tiffany
						67:42	Sub. No 24 off		GER	22	BEERMANN Janine

Pool WB Standings

Rank	Teams	P	W	D	L	GF	GA	GD	Pts
1	GER	3	3	0	0	11	4	+7	9
2	JPN	2	1	1	0	3	2	+1	4
3	ARG	2	0	2	0	4	4	0	2
4	USA	3	0	2	1	5	7	-2	2
5	GBR	2	0	1	1	3	7	-4	1
6	NZL	2	0	0	2	2	4	-2	0

Pool WB Next Round Matches

Teams	Date	Time
JPN vs ARG	14 AUG 2008	18:30
NZL vs GBR	14 AUG 2008	21:00
NZL vs USA	16 AUG 2008	08:30
GER vs ARG	16 AUG 2008	18:00
GBR vs JPN	16 AUG 2008	20:30

Legend

AET - After Extra Time
 G - Green Card
 GF - Goals For
 PC - Penalty Corner
 Pts - Points
 W - Matches Won
 (C) - Captain

D - Matches Drawn
 GA - Goals Against
 L - Matches Lost
 PS - Penalty Stroke
 R - Red Card
 Y - Yellow Card
 (GK) - Goalkeeper

FG - Field Goal
 GD - Goals Difference
 P - Matches Played
 PSC - Penalty Stroke Competition
 S - Suspended
 % - Conversion Percentage

11:56:31 14 AUG 2008
HOW400B07_C69 1.0



MATCH REPORT

比赛报告 / BILAN DU MATCH

Date: THU 14 AUG 2008 Time: 18:30 Pool: WB Venue: Olympic Green Hockey Stadium Pitch: 1 Match No.: W17

Result

JPN-Japan

Full Time	1 - 2
Halftime	0 - 0

ARG-Argentina

Time on	Shirt No.	Name	▼ Green	■ Yellow	● Red
X	1	OKAMURA Ikuko (GK)			
X	2	MIURA Keiko			
X	4	ONO Mayumi			
X	5	KIMURA Chie			
X	6	KOMAZAWA Rika			
23	7	NAKAGAWA Miyuki			
X	8	MORIMOTO Sakae	X		
X	9	CHIBA Kaori			
X	10	YAMAMOTO Yukari			
X	11	TSUKUI Toshie			
X	13	IWAO Sachimi			
X	14	KATO Akemi (C)			
15	15	KOMORI Tomomi			
23	18	OZAWA Misaki			
	20	KOZAKURA Chinami			
	22	YOSHIKAWA Yuka (GK)			
Coach	YOO Seung Jin (KOR)				

Time on	Shirt No.	Name	▼ Green	■ Yellow	● Red
	1	SUCCI Belen (GK)			
X	3	AICEGA Magdalena (C)			
12	4	LUCHETTI Rosario	57		
X	7	GULLA Alejandra		68	
X	8	AYMAR Luciana	12		
X	10	GARCIA Agustina			
X	11	REBECCHI Carla			
X	12	GONZALEZ OLIVA Mariana			
X	14	MARGALOT Mercedes			
11	15	HERNANDEZ Maria de la Paz			
X	16	ROSSI Mariana			
X	18	VUKOJICIC Paola (GK)			
8	19	RUSSO Marine			
X	24	BURKART Claudia			
13	26	KANEVSKY Giselle			
X	27	BARRIONUEVO Noel			
Coach	MINADEO Gabriel				

Team Manager	Signature
ONDA Masashi	
Umpire	Signature
MIAO Lin (CHN)	
Judge	Signature
GILL Julia (GBR)	
Technical Officer	Signature
STERN Rosie (AUS)	

Team Manager	Signature
PALMA Alejandra	
Umpire	Signature
SPITALERI Gina (ITA)	
Judge	Signature
LIU Huirong (CHN)	
Reserve Umpire	Signature
ROACH Lisa (AUS)	

Team	Minute	Shirt No.	Action	Score
ARG	38	7	FG	0 - 1
ARG	51	24	PC	0 - 2
JPN	64	2	PC	1 - 2

Team	Minute	Shirt No.	Action	Score

Team	Minute	Shirt No.	Action	Score

Remarks

Tournament Director - ELLIS Janet (CAN)

Legend:	(C) Captain	(GK) Goalkeeper	X Starting Player
---------	-------------	-----------------	-------------------

Match Highlights



WOMEN'S POOL WB MATCH W17

Olympic Green Hockey Stadium / THU 14 AUG 2008 / START TIME: 18:30

JPN - Japan		Final Score		ARG - Argentina	
		1-2			

Match No.: W17 **Time:** 18:30 **Weather Conditions:** Rain, 22C, Humidity 91%

Umpires: MIAO Lin(CHN) ; SPITALERI Gina(ITA)

Reserve Umpire: ROACH Lisa(AUS)

Match Statistics

JPN		Goals / Shots					Cards		ARG		Goals / Shots					Cards			
Coach: YOO Seung Jin		Total	%	FG	PC	PS	G	Y	R	Coach: MINADEO Gabriel		Total	%	FG	PC	PS	G	Y	R
1	<u>OKAMURA Ikuko</u> (GK)									1	<u>SUCCI Belen</u> (GK)								
2	<u>MIURA Keiko</u>	1/4	25		1/4					3	<u>AICEGA Magdalena</u> (C)								
4	<u>ONO Mayumi</u>									4	<u>LUCHETTI Rosario</u>								1
5	<u>KIMURA Chie</u>	0/1	0	0/1						7	<u>GULLA Alejandra</u>	1/3	33	1/3					1
6	<u>KOMAZAWA Rika</u>									8	<u>AYMAR Luciana</u>	0/1	0	0/1					1
7	<u>NAKAGAWA Miyuki</u>									10	<u>GARCIA Agustina</u>								
8	<u>MORIMOTO Sakae</u>	0/1	0	0/1						11	<u>REBECCHI Carla</u>								
9	<u>CHIBA Kaori</u>									12	<u>GONZALEZ OLIVA Mariana</u>	0/1	0	0/1					
10	<u>YAMAMOTO Yukari</u>									14	<u>MARGALOT Mercedes</u>								
11	<u>TSUKUI Toshie</u>									15	<u>HERNANDEZ Maria de la Paz</u>								
13	<u>IWAO Sachimi</u>									16	<u>ROSSI Mariana</u>								
14	<u>KATO Akemi</u> (C)									18	<u>VUKOJICIC Paola</u> (GK)								
15	<u>KOMORI Tomomi</u>									19	<u>RUSSO Marine</u>	0/1	0	0/1					
18	<u>OZAWA Misaki</u>									24	<u>BURKART Claudia</u>	1/2	50	1/2					
20	<u>KOZAKURA Chinami</u>									26	<u>KANEVSKY Giselle</u>	0/1	0	0/1					
22	<u>YOSHIKAWA Yuka</u> (GK)									27	<u>BARRIONUEVO Noel</u>	0/2	0	0/2					
Totals:		1/6	16	0/2	1/4					Totals:	2/11	18	1/6	1/5			2	1	

Play By Play

Time	Action	Score	Team	No.	Player	Time	Action	Score	Team	No.	Player
First Half						Second Half					
06:32	Shot GK save		JPN	8	<u>MORIMOTO Sakae</u>	37:04	Shot Goal	0-1	ARG	7	<u>GULLA Alejandra</u>
07:20	Sub. No 12 off		ARG	19	<u>RUSSO Marine</u>	40:14	PC		JPN		
09:05	Shot GK save		ARG	19	<u>RUSSO Marine</u>	40:50	Shot PC Miss		JPN	2	<u>MIURA Keiko</u>
09:40	Shot GK save		ARG	7	<u>GULLA Alejandra</u>	41:04	Sub. No 19 off		ARG	12	<u>GONZALEZ OLIVA Mariana</u>
10:03	Shot GK save		ARG	7	<u>GULLA Alejandra</u>	42:59	Sub. No 7 off		ARG	4	<u>LUCHETTI Rosario</u>
10:59	Sub. No 11 off		ARG	15	<u>HERNANDEZ Maria de la Paz</u>	43:09	Sub. No 10 off		ARG	15	<u>HERNANDEZ Maria de la Paz</u>
11:51	Sub. No 7 off		ARG	4	<u>LUCHETTI Rosario</u>	43:45	Sub. No 15 off		JPN	7	<u>NAKAGAWA Miyuki</u>
12:00	Green Card		ARG	8	<u>AYMAR Luciana</u>	45:08	Shot GK save		ARG	12	<u>GONZALEZ OLIVA Mariana</u>
12:46	Sub. No 8 off		ARG	26	<u>KANEVSKY Giselle</u>	48:43	Sub. No 11 off		ARG	10	<u>GARCIA Agustina</u>
14:18	Sub. No 10 off		ARG	11	<u>REBECCHI Carla</u>	49:09	PC		ARG		
14:28	Sub. No 24 off		ARG	12	<u>GONZALEZ OLIVA Mariana</u>	49:56	Shot PC GK save		ARG	8	<u>AYMAR Luciana</u>
14:34	Sub. No 13 off		JPN	15	<u>KOMORI Tomomi</u>	50:03	PC		ARG		
15:49	PC		ARG			50:21	Shot PC Goal	0-2	ARG	24	<u>BURKART Claudia</u>
16:30	Shot PC GK save		ARG	27	<u>BARRIONUEVO Noel</u>	50:27	Sub. No 5 off		JPN	13	<u>IWAO Sachimi</u>
16:37	Shot Miss		ARG	26	<u>KANEVSKY Giselle</u>	51:25	Sub. No 7 off		JPN	5	<u>KIMURA Chie</u>
18:10	Sub. No 26 off		ARG	8	<u>AYMAR Luciana</u>	52:53	Sub. No 8 off		ARG	26	<u>KANEVSKY Giselle</u>
18:40	Sub. No 15 off		ARG	7	<u>GULLA Alejandra</u>	53:33	Sub. No 12 off		ARG	19	<u>RUSSO Marine</u>
19:45	PC		JPN			53:38	Sub. No 15 off		ARG	7	<u>GULLA Alejandra</u>
20:01	Shot PC GK save		JPN	2	<u>MIURA Keiko</u>	54:31	Sub. No 8 off		JPN	7	<u>NAKAGAWA Miyuki</u>
20:05	Sub. No 19 off		ARG	24	<u>BURKART Claudia</u>	54:57	Sub. No 9 off		JPN	18	<u>OZAWA Misaki</u>

20:29	Sub. No 4 off	ARG	10	GARCIA Agustina	56:27	Green Card	ARG	4	LUCHETTI Rosario
22:43	Sub. No 9 off	JPN	18	OZAWA Misaki	58:04	Sub. No 24 off	ARG	12	GONZALEZ OLIVA Mariana
22:53	Sub. No 8 off	JPN	7	NAKAGAWA Miyuki	58:30	Sub. No 7 off	JPN	9	CHIBA Kaori
27:00	Sub. No 7 off	JPN	9	CHIBA Kaori	58:44	Sub. No 26 off	ARG	8	AYMAR Luciana
27:03	Sub. No 18 off	JPN	8	MORIMOTO Sakae	58:47	Sub. No 4 off	ARG	11	REBECCHI Carla
27:06	Sub. No 7 off	ARG	4	LUCHETTI Rosario	59:10	Shot GK save	JPN	5	KIMURA Chie
27:48	Sub. No 11 off	ARG	15	HERNANDEZ Maria de la Paz	59:42	Sub. No 18 off	JPN	8	MORIMOTO Sakae
30:49	Sub. No 12 off	ARG	19	RUSSO Marine	61:10	Sub. No 7 off	ARG	15	HERNANDEZ Maria de la Paz
32:08	Sub. No 15 off	ARG	7	GULLA Alejandra	61:24	Sub. No 10 off	ARG	26	KANEVSKY Giselle
32:23	Sub. No 4 off	ARG	11	REBECCHI Carla	61:54	Sub. No 19 off	ARG	24	BURKART Claudia
					63:02	PC	JPN		
					63:40	Shot PC Save	JPN	2	MIURA Keiko
					63:44	PC	JPN		
					63:50	Shot PC Goal	1-2 JPN	2	MIURA Keiko
					64:46	Sub. No 13 off	JPN	15	KOMORI Tomomi
					66:01	PC	ARG		
					66:33	Shot PC Save	ARG	27	BARRIONUEVO Noel
					66:59	PC	ARG		
					67:00	Shot PC Save	ARG	24	BURKART Claudia
					67:11	Sub. No 15 off	ARG	7	GULLA Alejandra
					67:27	Sub. No 26 off	ARG	4	LUCHETTI Rosario
					67:59	Yellow Card	ARG	7	GULLA Alejandra
					68:09	Sub. No 11 off	ARG	10	GARCIA Agustina
					68:18	Minor Injury	ARG	12	GONZALEZ OLIVA Mariana
					70:00	Suspension Ends	ARG	7	GULLA Alejandra

Pool WB Standings

Rank	Teams	P	W	D	L	GF	GA	GD	Pts
1	GER	3	3	0	0	11	4	+7	9
2	ARG	3	1	2	0	6	5	+1	5
3	JPN	3	1	1	1	4	4	0	4
4	USA	3	0	2	1	5	7	-2	2
5	GBR	2	0	1	1	3	7	-4	1
6	NZL	2	0	0	2	2	4	-2	0

Pool WB Next Round Matches

Teams	Date	Time
NZL vs GBR	14 AUG 2008	21:00
NZL vs USA	16 AUG 2008	08:30
GER vs ARG	16 AUG 2008	18:00
GBR vs JPN	16 AUG 2008	20:30

Legend

AET - After Extra Time
 G - Green Card
 GF - Goals For
 PC - Penalty Corner
 Pts - Points
 W - Matches Won
 (C) - Captain

D - Matches Drawn
 GA - Goals Against
 L - Matches Lost
 PS - Penalty Stroke
 R - Red Card
 Y - Yellow Card
 (GK) - Goalkeeper

FG - Field Goal
 GD - Goals Difference
 P - Matches Played
 PSC - Penalty Stroke Competition
 S - Suspended
 % - Conversion Percentage



MATCH REPORT

比赛报告 / BILAN DU MATCH

Date: THU 14 AUG 2008 Time: 21:00 Pool: WB Venue: Olympic Green Hockey Stadium Pitch: 1 Match No.: W18

Result

NZL-New Zealand

Full Time	1 - 2
Halftime	1 - 1

GBR-Great Britain

Time on	Shirt No.	Name	▼ Green	■ Yellow	● Red
X	1	SHARLAND Kayla			
X	2	NAYLOR Emily			
X	3	FORGESSON Krystal	56		
X	4	SAUNDERS Kate			
X	8	CLAXTON Jaimee			
X	10	IGASAN Elizabeth (C)	25		
X	11	CARR Stacey			
X	13	GALLETLY Joanne			
10	14	NOAKES Kimberley			
X	15	JURGELEIT Beth (GK)			
X	17	PAEWAI Caryn			
X	21	ROBERTS Niniwa			
8	22	FLYNN Gemma			
13	23	DRYSDALE Tara			
	24	HORVATH Sheree			
	26	WAWATAI Anita (GK)			
Coach		TOWNS Kevin			

Time on	Shirt No.	Name	▼ Green	■ Yellow	● Red
X	2	STORRY Beth (GK)			
16	3	WOODING Lisa			
X	4	PANTER Anne			
X	5	CULLEN Crista	52		
X	6	CLEWLOW Mel			
5	7	CRADDOCK Charlotte			
X	8	RICHARDSON Helen			
8	9	ELLIS Joanne Catherine			
6	10	WRIGHT Lucilla			
X	11	WALSH Kate (C)			
X	12	ROGERS Chloe			
X	13	BIMSON Jennie			
	14	WALKER Rachel			
X	15	DANSON Alex			
X	18	THOMAS Sarah			
X	22	ELLIS Jo			
Coach		KERRY Danny			

Team Manager	Signature
BALME Debra	
Umpire	Signature
ASHTON-LUCY Julie (AUS)	
Judge	Signature
MARTENS-HODGES Stephanie (SIN)	
Technical Officer	Signature
BROWN Sheila (RSA)	

Team Manager	Signature
BROWN Karen	
Umpire	Signature
de la FUENTE Carolina (ARG)	
Judge	Signature
MEYER Carola (GER)	
Reserve Umpire	Signature
ROACH Lisa (AUS)	

Team	Minute	Shirt No.	Action	Score
NZL	28	22	PC	1 - 0
GBR	31	15	FG	1 - 1
GBR	50	5	PC	1 - 2

Team	Minute	Shirt No.	Action	Score

Team	Minute	Shirt No.	Action	Score

Remarks

Tournament Director - ELLIS Janet (CAN)

Legend: (C) Captain (GK) Goalkeeper X Starting Player

Match Highlights



WOMEN'S POOL WB MATCH W18

Olympic Green Hockey Stadium / THU 14 AUG 2008 / START TIME: 21:00

NZL - New Zealand		Final Score		GBR - Great Britain	
		1-2			

Match No.: W18 **Time:** 21:00 **Weather Conditions:** Rain, 22C, Humidity 91%

Umpires: ASHTON-LUCY Julie(AUS) ; de la FUENTE Carolina(ARG)

Reserve Umpire: ROACH Lisa(AUS)

Match Statistics

NZL		Goals / Shots					Cards			GBR		Goals / Shots					Cards		
Coach: TOWNS Kevin		Total	%	FG	PC	PS	G	Y	R	Coach: KERRY Danny		Total	%	FG	PC	PS	G	Y	R
1	SHARLAND Kayla									2	STORRY Beth (GK)								
2	NAYLOR Emily									3	WOODING Lisa								
3	FORGESSON Krystal	0/1	0		0/1				1	4	PANTER Anne	0/1	0		0/1				
4	SAUNDERS Kate									5	CULLEN Crista	1/4	25		1/4				1
8	CLAXTON Jaimee									6	CLEWLOW Mel	0/1	0		0/1				
10	IGASAN Elizabeth (C)	0/3	0		0/3				1	7	CRADDOCK Charlotte	0/2	0	0/2					
11	CARR Stacey									8	RICHARDSON Helen	0/1	0	0/1					
13	GALLETLY Joanne									9	ELLIS Joanne Catherine	0/1	0	0/1					
14	NOAKES Kimberley	0/1	0	0/1						10	WRIGHT Lucilla								
15	JURGELEIT Beth (GK)									11	WALSH Kate (C)	0/1	0		0/1				
17	PAEWAI Caryn									12	ROGERS Chloe								
21	ROBERTS Niniwa	0/1	0	0/1						13	BIMSON Jennie								
22	FLYNN Gemma	1/1	100		1/1					14	WALKER Rachel								
23	DRYSDALE Tara									15	DANSON Alex	1/3	33	1/3					
24	HORVATH Sheree									18	THOMAS Sarah								
26	WAWATAI Anita (GK)									22	ELLIS Jo								
Totals:		1/7	14	0/2	1/5				2	Totals:	2/14	14	1/7	1/7					1

Play By Play

Time	Action	Score	Team	No.	Player	Time	Action	Score	Team	No.	Player
First Half						Second Half					
00:55	PC		NZL			35:00	Sub. No 7 off		GBR	10	WRIGHT Lucilla
01:36	Shot PC Save		NZL	10	IGASAN Elizabeth	35:00	Sub. No 9 off		GBR	13	BIMSON Jennie
04:56	Sub. No 22 off		GBR	7	CRADDOCK Charlotte	35:00	Sub. No 12 off		GBR	15	DANSON Alex
05:19	Sub. No 12 off		GBR	10	WRIGHT Lucilla	35:00	Sub. No 14 off		NZL	2	NAYLOR Emily
06:31	Shot GK save		GBR	7	CRADDOCK Charlotte	35:00	Sub. No 21 off		NZL	17	PAEWAI Caryn
07:16	Sub. No 15 off		GBR	9	ELLIS Joanne Catherine	36:08	Shot Save		GBR	15	DANSON Alex
07:23	Shot GK save		NZL	21	ROBERTS Niniwa	36:37	Sub. No 13 off		GBR	9	ELLIS Joanne Catherine
07:49	Sub. No 21 off		NZL	22	FLYNN Gemma	39:10	PC		GBR		
09:33	Sub. No 6 off		GBR	22	ELLIS Jo	40:01	Shot PC Save		GBR	6	CLEWLOW Mel
09:45	Sub. No 3 off		NZL	14	NOAKES Kimberley	40:09	Shot PC GK save		GBR	5	CULLEN Crista
11:23	Sub. No 18 off		GBR	12	ROGERS Chloe	41:21	Sub. No 18 off		GBR	12	ROGERS Chloe
11:59	Sub. No 7 off		GBR	15	DANSON Alex	41:25	Sub. No 22 off		GBR	7	CRADDOCK Charlotte
12:27	Sub. No 13 off		GBR	6	CLEWLOW Mel	41:50	Sub. No 4 off		GBR	3	WOODING Lisa
12:31	Sub. No 17 off		NZL	21	ROBERTS Niniwa	42:33	Shot Save		GBR	9	ELLIS Joanne Catherine
12:45	Sub. No 1 off		NZL	23	DRYSDALE Tara	44:36	Sub. No 22 off		NZL	21	ROBERTS Niniwa
13:39	Sub. No 8 off		NZL	3	FORGESSON Krystal	44:42	Sub. No 3 off		NZL	14	NOAKES Kimberley
14:57	Sub. No 9 off		GBR	13	BIMSON Jennie	45:38	Sub. No 12 off		GBR	18	THOMAS Sarah
15:11	Sub. No 4 off		GBR	3	WOODING Lisa	47:18	Sub. No 15 off		GBR	22	ELLIS Jo
15:20	Sub. No 22 off		GBR	7	CRADDOCK Charlotte	47:26	Sub. No 9 off		GBR	4	PANTER Anne
15:33	PC		GBR			48:40	PC		GBR		
16:14	Shot PC GK save		GBR	5	CULLEN Crista	49:40	Shot PC Goal	1-2	GBR	5	CULLEN Crista
16:22	Shot PC Save		GBR	11	WALSH Kate	49:52	Sub. No 10 off		GBR	12	ROGERS Chloe
16:28	Sub. No 22 off		NZL	17	PAEWAI Caryn	50:51	Sub. No 7 off		GBR	15	DANSON Alex
16:52	Sub. No 10 off		GBR	18	THOMAS Sarah	51:20	Green Card		GBR	5	CULLEN Crista
16:57	Sub. No 2 off		NZL	1	SHARLAND Kayla	51:38	Shot Miss		NZL	14	NOAKES Kimberley
18:12	Sub. No 3 off		NZL	8	CLAXTON Jaimee	52:02	Sub. No 17 off		NZL	22	FLYNN Gemma

19:55	Sub. No 5 off		GBR	4	PANTER Anne	52:07	Sub. No 8 off		NZL	3	FORGESSON Krystal
20:54	Sub. No 15 off		GBR	22	ELLIS Jo	53:30	Sub. No 18 off		GBR	10	WRIGHT Lucilla
21:01	Sub. No 12 off		GBR	10	WRIGHT Lucilla	53:41	Sub. No 22 off		GBR	7	CRADDOCK Charlotte
21:13	Sub. No 1 off		NZL	2	NAYLOR Emily	54:26	Sub. No 8 off		GBR	9	ELLIS Joanne Catherine
21:44	Sub. No 21 off		NZL	22	FLYNN Gemma	55:48	Green Card		NZL	3	FORGESSON Krystal
22:55	Sub. No 14 off		NZL	3	FORGESSON Krystal	55:53	Sub. No 14 off		NZL	8	CLAXTON Jaimee
23:12	Sub. No 13 off		GBR	9	ELLIS Joanne Catherine	55:56	Sub. No 23 off		NZL	1	SHARLAND Kayla
23:19	Sub. No 3 off		GBR	5	CULLEN Crista	56:44	Sub. No 12 off		GBR	18	THOMAS Sarah
23:24	Sub. No 7 off		GBR	15	DANSON Alex	57:05	Sub. No 15 off		GBR	22	ELLIS Jo
24:11	Sub. No 8 off		GBR	3	WOODING Lisa	57:19	Sub. No 21 off		NZL	17	PAEWAI Caryn
24:17	Green Card		NZL	10	IGASAN Elizabeth	57:29	PC		NZL		
26:25	Sub. No 22 off		GBR	13	BIMSON Jennie	58:18	Shot PC Save		NZL	10	IGASAN Elizabeth
26:29	Sub. No 23 off		NZL	14	NOAKES Kimberley	58:21	PC		NZL		
27:10	PC		NZL			59:02	Shot PC GK save		NZL	3	FORGESSON Krystal
27:55	Shot PC GK save		NZL	10	IGASAN Elizabeth	61:13	Sub. No 10 off		GBR	12	ROGERS Chloe
27:59	Shot PC Goal	1-0	NZL	22	FLYNN Gemma	61:21	Sub. No 7 off		GBR	15	DANSON Alex
28:25	Sub. No 3 off		GBR	8	RICHARDSON Helen	61:34	Sub. No 4 off		GBR	8	RICHARDSON Helen
28:29	Sub. No 9 off		GBR	7	CRADDOCK Charlotte	61:42	Sub. No 3 off		NZL	14	NOAKES Kimberley
28:33	Sub. No 18 off		GBR	12	ROGERS Chloe	63:18	Sub. No 22 off		NZL	21	ROBERTS Niniwa
28:35	Sub. No 17 off		NZL	21	ROBERTS Niniwa	63:28	Sub. No 2 off		NZL	23	DRYSDALE Tara
30:14	Shot GK save		GBR	7	CRADDOCK Charlotte	63:31	Sub. No 8 off		NZL	3	FORGESSON Krystal
30:54	Shot Goal	1-1	GBR	15	DANSON Alex	63:50	Sub. No 9 off		GBR	4	PANTER Anne
31:14	Sub. No 10 off		GBR	18	THOMAS Sarah	65:07	Sub. No 17 off		NZL	22	FLYNN Gemma
31:24	Sub. No 15 off		GBR	22	ELLIS Jo	65:52	Shot GK save		GBR	15	DANSON Alex
32:01	Sub. No 13 off		GBR	9	ELLIS Joanne Catherine	66:00	PC		GBR		
33:51	Sub. No 2 off		NZL	23	DRYSDALE Tara	66:52	PC No Shot		GBR	5	CULLEN Crista
34:36	PC		GBR			67:43	Shot Save		GBR	8	RICHARDSON Helen
34:36	Shot PC Miss		GBR	4	PANTER Anne	67:51	Sub. No 18 off		GBR	10	WRIGHT Lucilla
						68:06	Sub. No 14 off		NZL	8	CLAXTON Jaimee
						68:32	Sub. No 22 off		GBR	7	CRADDOCK Charlotte
						68:45	Sub. No 23 off		NZL	2	NAYLOR Emily

Pool WB Standings

Rank	Teams	P	W	D	L	GF	GA	GD	Pts
1	GER	3	3	0	0	11	4	+7	9
2	ARG	3	1	2	0	6	5	+1	5
3	JPN	3	1	1	1	4	4	0	4
4	GBR	3	1	1	1	5	8	-3	4
5	USA	3	0	2	1	5	7	-2	2
6	NZL	3	0	0	3	3	6	-3	0

Pool WB Next Round Matches

Teams	Date	Time
NZL vs USA	16 AUG 2008	08:30
GER vs ARG	16 AUG 2008	18:00
GBR vs JPN	16 AUG 2008	20:30

Legend

AET - After Extra Time	D - Matches Drawn	FG - Field Goal
G - Green Card	GA - Goals Against	GD - Goals Difference
GF - Goals For	L - Matches Lost	P - Matches Played
PC - Penalty Corner	PS - Penalty Stroke	PSC - Penalty Stroke Competition
Pts - Points	R - Red Card	S - Suspended
W - Matches Won	Y - Yellow Card	% - Conversion Percentage
(C) - Captain	(GK) - Goalkeeper	



MATCH REPORT

比赛报告 / BILAN DU MATCH

Date: SAT 16 AUG 2008 Time: 08:30 Pool: WB Venue: Olympic Green Hockey Stadium Pitch: 1 Match No.: W19

Result

NZL-New Zealand

Full Time	1 - 4
Halftime	0 - 2

USA-United States

Time on	Shirt No.	Name	▼ Green	■ Yellow	● Red
X	1	SHARLAND Kayla			
X	2	NAYLOR Emily			
X	3	FORGESSON Krystal	17	31	
X	4	SAUNDERS Kate			
X	8	CLAXTON Jaimee	65		
X	10	IGASAN Elizabeth (C)			
X	11	CARR Stacey			
X	13	GALLETLY Joanne			
11	14	NOAKES Kimberley			
X	15	JURGELEIT Beth (GK)			
X	17	PAEWAI Caryn			
X	21	ROBERTS Niniwa			
10	22	FLYNN Gemma			
11	23	DRYSDALE Tara			
31	24	HORVATH Sheree			
	26	WAWATAI Anita (GK)			
Coach	TOWNS Kevin				

Time on	Shirt No.	Name	▼ Green	■ Yellow	● Red
X	3	LOY Angela			
X	4	DOTON Kelly			
20	7	GEY Jesse			
X	8	DAWSON Rachel			
X	10	SNOW Tiffany			
X	13	SMITH Keli			
16	15	SENENIG Dana			
X	17	LINGO Carrie			
21	19	NICHOLS Caroline			
X	22	BARBER Kate (C)			
X	23	FALGOWSKI Katelyn			
11	24	RIZZO Dina			
X	25	TRAN Amy (GK)			
X	26	BASHORE Kayla			
X	27	CRANDALL Lauren			
24	28	POWLEY Lauren			56
Coach	BODIMEADE Lee (AUS)				

Team Manager Signature: BALME Debra
Umpire Signature: BARTLEMA Stella (NED)
Judge Signature: MORROW Sheila (GBR)
Technical Officer Signature: PIGRETTI Laura (ARG)

Team Manager Signature: JENNINGS Steve
Umpire Signature: McRAE Anne (GBR)
Judge Signature: TUERO Ana (ESP)
Reserve Umpire Signature: CONEN Ute (GER)

Team	Minute	Shirt No.	Action	Score
USA	1	13	FG	0 - 1
USA	12	3	PC	0 - 2
NZL	37	13	PC	1 - 2
USA	42	13	PC	1 - 3
USA	47	26	PC	1 - 4

Team	Minute	Shirt No.	Action	Score

Team	Minute	Shirt No.	Action	Score

Remarks

Tournament Director - ELLIS Janet (CAN)

Legend: (C) Captain (GK) Goalkeeper X Starting Player

Match Highlights



WOMEN'S POOL WB MATCH W19

Olympic Green Hockey Stadium / SAT 16 AUG 2008 / START TIME: 08:30

NZL - New Zealand		Final Score		USA - United States	
		1-4			

Match No.: W19 **Time:** 08:30 **Weather Conditions:** Sunny, 23C, Humidity 70%

Umpires: BARTLEMA Stella(NED) ; McRAE Anne(GBR)

Reserve Umpire: CONEN Ute(GER)

Match Statistics

NZL		Goals / Shots					Cards			USA		Goals / Shots					Cards		
Coach: TOWNS Kevin		Total	%	FG	PC	PS	G	Y	R	Coach: BODIMEADE Lee		Total	%	FG	PC	PS	G	Y	R
1	<u>SHARLAND Kayla</u>	0/2	0	0/2						3	<u>LOY Angela</u>	1/2	50	0/1	1/1				
2	<u>NAYLOR Emily</u>									4	<u>DOTON Kelly</u>	0/4	0		0/4				
3	<u>FORGESSION Krystal</u>	0/2	0	0/2			1	1		7	<u>GEY Jesse</u>								
4	<u>SAUNDERS Kate</u>									8	<u>DAWSON Rachel</u>								
8	<u>CLAXTON Jaimee</u>							1		10	<u>SNOW Tiffany</u>	0/1	0	0/1					
10	<u>IGASAN Elizabeth (C)</u>	0/1	0		0/1					13	<u>SMITH Keli</u>	2/2	100	1/1	1/1				
11	<u>CARR Stacey</u>									15	<u>SENENIG Dana</u>	0/2	0	0/2					
13	<u>GALLETLY Joanne</u>	1/1	100		1/1					17	<u>LINGO Carrie</u>								
14	<u>NOAKES Kimberley</u>									19	<u>NICHOLS Caroline</u>								
15	<u>JURGELEIT Beth (GK)</u>									22	<u>BARBER Kate (C)</u>	0/3	0	0/3					
17	<u>PAEWAI Caryn</u>									23	<u>FALGOWSKI Katelyn</u>								
21	<u>ROBERTS Niniwa</u>	0/1	0	0/1						24	<u>RIZZO Dina</u>								
22	<u>FLYNN Gemma</u>	0/2	0	0/2						25	<u>TRAN Amy (GK)</u>								
23	<u>DRYSDALE Tara</u>									26	<u>BASHORE Kayla</u>	1/1	100		1/1				
24	<u>HORVATH Sheree</u>									27	<u>CRANDALL Lauren</u>								
26	<u>WAWATAI Anita (GK)</u>									28	<u>POWLEY Lauren</u>								1
Totals:		1/9	11	0/7	1/2		2	1		Totals:	4/15	26	1/8	3/7					1

Play By Play

Time	Action	Score	Team	No.	Player	Time	Action	Score	Team	No.	Player
First Half						Second Half					
00:37	Shot Goal	0-1	USA	13	<u>SMITH Keli</u>	35:39	Sub. No 19 off		USA	26	<u>BASHORE Kayla</u>
02:36	Shot Save		USA	22	<u>BARBER Kate</u>	35:52	Sub. No 28 off		USA	27	<u>CRANDALL Lauren</u>
02:40	PC		USA			36:11	Sub. No 1 off		NZL	17	<u>CARR Stacey</u>
03:04	Shot PC Miss		USA	4	<u>DOTON Kelly</u>	36:15	Sub. No 17 off		NZL	21	<u>ROBERTS Niniwa</u>
04:15	Shot Save		USA	22	<u>BARBER Kate</u>	36:18	Sub. No 22 off		NZL	23	<u>DRYSDALE Tara</u>
05:40	Shot GK save		USA	10	<u>SNOW Tiffany</u>	36:46	PC		NZL		
09:04	Sub. No 21 off		NZL	22	<u>FLYNN Gemma</u>	36:47	Shot PC Goal	1-2	NZL	13	<u>GALLETLY Joanne</u>
10:15	Sub. No 10 off		USA	24	<u>RIZZO Dina</u>	37:13	PC		USA		
10:18	Sub. No 1 off		NZL	23	<u>DRYSDALE Tara</u>	37:53	Shot PC Save		USA	4	<u>DOTON Kelly</u>
10:22	Sub. No 3 off		NZL	14	<u>NOAKES Kimberley</u>	40:00	Suspension Ends		NZL	3	<u>FORGESSION Krystal</u>
10:57	PC		USA			40:23	Sub. No 3 off		NZL	22	<u>FLYNN Gemma</u>
11:35	Shot PC Goal	0-2	USA	3	<u>LOY Angela</u>	40:24	Shot Miss		NZL	22	<u>FLYNN Gemma</u>
13:04	Shot GK save		USA	22	<u>BARBER Kate</u>	40:36	Sub. No 8 off		NZL	3	<u>FORGESSION Krystal</u>
13:12	Sub. No 17 off		NZL	21	<u>ROBERTS Niniwa</u>	41:00	PC		USA		
15:02	Shot GK save		NZL	22	<u>FLYNN Gemma</u>	41:38	Shot PC Goal	1-3	USA	13	<u>SMITH Keli</u>
15:36	Sub. No 17 off		USA	15	<u>SENENIG Dana</u>	44:12	Sub. No 21 off		NZL	17	<u>PAEWAI Caryn</u>
15:44	Sub. No 8 off		NZL	3	<u>FORGESSION Krystal</u>	44:36	Sub. No 10 off		USA	24	<u>RIZZO Dina</u>
16:15	Sub. No 2 off		NZL	1	<u>SHARLAND Kayla</u>	45:51	Sub. No 14 off		NZL	1	<u>SHARLAND Kayla</u>
16:21	Green Card		NZL	3	<u>FORGESSION Krystal</u>	45:58	Sub. No 23 off		NZL	8	<u>CLAXTON Jaimee</u>
17:14	Shot GK save		NZL	21	<u>ROBERTS Niniwa</u>	46:14	Shot GK save		USA	3	<u>LOY Angela</u>
18:30	Shot Save		NZL	1	<u>SHARLAND Kayla</u>	46:22	PC		USA		
19:45	Sub. No 3 off		USA	7	<u>GEY Jesse</u>	47:00	Shot PC Goal	1-4	USA	26	<u>BASHORE Kayla</u>
19:49	Shot GK save		NZL	3	<u>FORGESSION Krystal</u>	47:14	Sub. No 27 off		USA	19	<u>NICHOLS Caroline</u>
20:37	Sub. No 22 off		NZL	17	<u>PAEWAI Caryn</u>	48:32	Sub. No 26 off		USA	28	<u>POWLEY Lauren</u>
21:00	Sub. No 23 off		USA	19	<u>NICHOLS Caroline</u>	49:54	PC		USA		
23:06	Sub. No 14 off		NZL	8	<u>CLAXTON Jaimee</u>	50:40	Shot PC Miss		USA	4	<u>DOTON Kelly</u>
23:32	Sub. No 13 off		USA	28	<u>POWLEY Lauren</u>	50:48	Sub. No 22 off		NZL	21	<u>ROBERTS Niniwa</u>
24:15	Sub. No 23 off		NZL	2	<u>NAYLOR Emily</u>	53:05	Sub. No 3 off		USA	7	<u>GEY Jesse</u>
24:19	Sub. No 26 off		USA	10	<u>SNOW Tiffany</u>	53:19	Sub. No 3 off		NZL	23	<u>DRYSDALE Tara</u>
25:22	Shot Miss		NZL	3	<u>FORGESSION Krystal</u>	53:31	Sub. No 2 off		NZL	14	<u>NOAKES Kimberley</u>

25:34	Sub. No 24 off	USA	3	LOY Angela	54:37	Sub. No 17 off	USA	15	SENSENIK Dana
25:58	Sub. No 21 off	NZL	22	FLYNN Gemma	55:04	Sub. No 13 off	USA	27	CRANDALL Lauren
28:20	Shot Miss	USA	15	SENSENIK Dana	55:25	Sub. No 23 off	USA	10	SNOW Tiffany
29:17	Shot Miss	USA	15	SENSENIK Dana	55:28	Sub. No 17 off	NZL	22	FLYNN Gemma
29:42	Sub. No 15 off	USA	17	LINGO Carrie	55:55	Yellow Card	USA	28	POWLEY Lauren
30:19	Sub. No 27 off	USA	23	FALGOWSKI Katelyn	56:28	Sub. No 10 off	USA	26	BASHORE Kayla
30:27	Sub. No 11 off	NZL	14	NOAKES Kimberley	56:32	Sub. No 24 off	USA	10	SNOW Tiffany
30:28	Sub. No 4 off	NZL	24	HORVATH Sheree	57:02	Sub. No 8 off	NZL	3	FORGESSON Krystal
30:32	Yellow Card	NZL	3	FORGESSON Krystal	57:06	Sub. No 7 off	USA	3	LOY Angela
30:42	Sub. No 7 off	USA	13	SMITH Keli	57:10	Serious Injury	NZL	22	FLYNN Gemma
32:29	Shot GK save	NZL	1	SHARLAND Kayla	57:12	Sub. No 10 off	USA	7	GEY Jesse
					57:26	Sub. No 1 off	NZL	2	NAYLOR Emily
					57:34	Sub. No 22 off	NZL	17	PAEWAI Caryn
					59:00	Sub. No 3 off	USA	24	RIZZO Dina
					60:05	Sub. No 21 off	NZL	8	CLAXTON Jaimee
					60:22	Suspension Ends	USA	28	POWLEY Lauren
					61:13	Sub. No 28 off	USA	13	SMITH Keli
					61:19	PC	USA		
					62:03	Shot PC Miss	USA	4	DOTON Kelly
					62:33	Sub. No 14 off	NZL	1	SHARLAND Kayla
					63:48	Sub. No 24 off	USA	10	SNOW Tiffany
					63:52	Sub. No 11 off	NZL	4	SAUNDERS Kate
					64:06	Sub. No 17 off	NZL	21	ROBERTS Niniwa
					64:55	Sub. No 19 off	USA	23	FALGOWSKI Katelyn
					65:00	Green Card	NZL	8	CLAXTON Jaimee
					65:08	Sub. No 26 off	USA	28	POWLEY Lauren
					65:15	Sub. No 22 off	USA	17	LINGO Carrie
					67:33	Sub. No 7 off	USA	22	BARBER Kate
					69:09	PC	NZL		
					70+	Shot PC Save	NZL	10	IGASAN Elizabeth

Pool WB Standings

Rank	Teams	P	W	D	L	GF	GA	GD	Pts
1	GER	3	3	0	0	11	4	+7	9
2	USA	4	1	2	1	9	8	+1	5
3	ARG	3	1	2	0	6	5	+1	5
4	JPN	3	1	1	1	4	4	0	4
5	GBR	3	1	1	1	5	8	-3	4
6	NZL	4	0	0	4	4	10	-6	0

Pool WB Next Round Matches

Teams	Date	Time
GER vs ARG	16 AUG 2008	18:00
GBR vs JPN	16 AUG 2008	20:30
GER vs JPN	18 AUG 2008	08:30
GBR vs USA	18 AUG 2008	18:00
ARG vs NZL	18 AUG 2008	20:30

Legend

AET - After Extra Time
G - Green Card
GF - Goals For
PC - Penalty Corner
Pts - Points
W - Matches Won
(C) - Captain

D - Matches Drawn
GA - Goals Against
L - Matches Lost
PS - Penalty Stroke
R - Red Card
Y - Yellow Card
(GK) - Goalkeeper

FG - Field Goal
GD - Goals Difference
P - Matches Played
PSC - Penalty Stroke Competition
S - Suspended
% - Conversion Percentage



MATCH REPORT

比赛报告 / BILAN DU MATCH

Date: SAT 16 AUG 2008 Time: 18:00 Pool: WB Venue: Olympic Green Hockey Stadium Pitch: 2 Match No.: W21

Result

GER-Germany

Full Time	0 - 4
Halftime	0 - 0

ARG-Argentina

Time on	Shirt No.	Name	▼ Green	■ Yellow	● Red
X	2	BACHMANN Tina			
X	4	HAASE Mandy			
X	7	KELLER Natascha			
13	9	HEINLEIN Martina			
8	11	HOFFMANN Eileen			
X	13	RODEWALD Marion (C)			
8	14	SCHOLZ Katharina			
X	16	RINNE Fanny			
X	18	KUEHN Anke			
X	22	BEERMANN Janine			
X	24	STOECKEL Maïke			
X	25	MUELLER-WIELAND Janne			
15	26	SCHUETZE Christina			
11	27	EIDMANN Pia			
X	28	MUELLER Julia			
X	32	REYNOLDS Kristina (GK)		X	
Coach	BEHRMANN Michael				

Time on	Shirt No.	Name	▼ Green	■ Yellow	● Red
	1	SUCCI Belen (GK)			
X	3	AICEGA Magdalena (C)			
10	4	LUCHETTI Rosario			
X	7	GULLA Alejandra			
X	8	AYMAR Luciana			
X	10	GARCIA Agustina			
X	11	REBECCHI Carla			
X	12	GONZALEZ OLIVA Mariana			
X	14	MARGALOT Mercedes			
11	15	HERNANDEZ Maria de la Paz			15
X	16	ROSSI Mariana			
X	18	VUKOJICIC Paola (GK)			
10	19	RUSSO Marine			
X	24	BURKART Claudia			
20	26	KANEVSKY Giselle			
X	27	BARRIONUEVO Noel			
Coach	MINADEO Gabriel				

Team Manager	Signature
GASSETT Dorle	
Umpire	Signature
ROACH Lisa (AUS)	
Judge	Signature
MARTENS-HODGES Stephanie (SIN)	
Technical Officer	Signature
STERN Rosie (AUS)	

Team Manager	Signature
PALMA Alejandra	
Umpire	Signature
SOMA Chieko (JPN)	
Judge	Signature
LIU Huirong (CHN)	
Reserve Umpire	Signature
MIAO Lin (CHN)	

Team	Minute	Shirt No.	Action	Score
ARG	38	24	PC	0 - 1
ARG	49	7	FG	0 - 2
ARG	66	7	FG	0 - 3
ARG	68	8	FG	0 - 4

Team	Minute	Shirt No.	Action	Score

Team	Minute	Shirt No.	Action	Score

Remarks

Tournament Director - ELLIS Janet (CAN)

Legend:	(C) Captain	(GK) Goalkeeper	X Starting Player
---------	-------------	-----------------	-------------------

Match Highlights



WOMEN'S POOL WB MATCH W21

Olympic Green Hockey Stadium / SAT 16 AUG 2008 / START TIME: 18:00

GER - Germany		Final Score		ARG - Argentina	
		0-4			

Match No.: W21 **Time:** 18:00 **Weather Conditions:** Partly cloudy, 26C, Humidity 60%

Umpires: ROACH Lisa(AUS) ; SOMA Chieko(JPN)

Reserve Umpire: MIAO Lin(CHN)

Match Statistics

GER		Goals / Shots					Cards		ARG		Goals / Shots					Cards			
Coach: BEHRMANN Michael		Total	%	FG	PC	PS	G	Y	R	Coach: MINADEO Gabriel		Total	%	FG	PC	PS	G	Y	R
2	<u>BACHMANN Tina</u>	0/2	0		0/2					1	<u>SUCCI Belen (GK)</u>								
4	<u>HAASE Mandy</u>									3	<u>AICEGA Magdalena (C)</u>								
7	<u>KELLER Natascha</u>	0/1	0		0/1					4	<u>LUCHETTI Rosario</u>								
9	<u>HEINLEIN Martina</u>									7	<u>GULLA Alejandra</u>	2/2	100	2/2					
11	<u>HOFFMANN Eileen</u>									8	<u>AYMAR Luciana</u>	1/2	50	1/2					
13	<u>RODEWALD Marion (C)</u>									10	<u>GARCIA Agustina</u>	0/2	0	0/2					
14	<u>SCHOLZ Katharina</u>									11	<u>REBECCHI Carla</u>	0/1	0	0/1					
16	<u>RINNE Fanny</u>	0/2	0	0/1	0/1					12	<u>GONZALEZ OLIVA Mariana</u>								
18	<u>KUEHN Anke</u>	0/1	0		0/1					14	<u>MARGALOT Mercedes</u>								
22	<u>BEERMANN Janine</u>									15	<u>HERNANDEZ Maria de la Paz</u>								1
24	<u>STOECKEL Maike</u>	0/2	0	0/2						16	<u>ROSSI Mariana</u>								
25	<u>MUELLER-WIELAND Janne</u>									18	<u>VUKOJICIC Paola (GK)</u>								
26	<u>SCHUETZE Christina</u>									19	<u>RUSSO Marine</u>								
27	<u>EIDMANN Pia</u>	0/1	0	0/1						24	<u>BURKART Claudia</u>	1/1	100		1/1				
28	<u>MUELLER Julia</u>	0/3	0	0/1	0/2					26	<u>KANEVSKY Giselle</u>								
32	<u>REYNOLDS Kristina (GK)</u>									27	<u>BARRIONUEVO Noel</u>	0/1	0		0/1				
Totals:		0/12	0	0/5	0/7					Totals:	4/9	44	3/7	1/2					1

Play By Play

Time	Action	Score	Team	No.	Player	Time	Action	Score	Team	No.	Player
First Half						Second Half					
00:35	Shot GK save		GER	16	<u>RINNE Fanny</u>	35:06	Sub. No 4 off		ARG	7	<u>GULLA Alejandra</u>
02:46	Shot Save		GER	24	<u>STOECKEL Maike</u>	35:08	Sub. No 15 off		ARG	10	<u>GARCIA Agustina</u>
03:15	PC		GER			35:11	Sub. No 19 off		ARG	24	<u>BURKART Claudia</u>
03:56	Shot PC Miss		GER	28	<u>MUELLER Julia</u>	37:14	PC		ARG		
07:20	Shot Miss		ARG	10	<u>GARCIA Agustina</u>	37:55	Shot PC Goal	0-1	ARG	24	<u>BURKART Claudia</u>
07:24	Sub. No 7 off		GER	11	<u>HOFFMANN Eileen</u>	38:06	Sub. No 22 off		GER	11	<u>HOFFMANN Eileen</u>
07:31	Sub. No 22 off		GER	14	<u>SCHOLZ Katharina</u>	40:43	Sub. No 13 off		GER	26	<u>SCHUETZE Christina</u>
09:24	PC		GER			41:08	Sub. No 10 off		ARG	4	<u>LUCHETTI Rosario</u>
09:56	Shot PC GK save		GER	18	<u>KUEHN Anke</u>	41:53	Sub. No 7 off		GER	14	<u>SCHOLZ Katharina</u>
10:00	Sub. No 11 off		ARG	4	<u>LUCHETTI Rosario</u>	43:03	Sub. No 24 off		GER	22	<u>BEERMANN Janine</u>
10:00	Sub. No 24 off		ARG	19	<u>RUSSO Marine</u>	43:09	Sub. No 18 off		GER	27	<u>EIDMANN Pia</u>
10:35	Sub. No 13 off		GER	27	<u>EIDMANN Pia</u>	43:44	Sub. No 25 off		GER	9	<u>HEINLEIN Martina</u>
11:00	Sub. No 7 off		ARG	15	<u>HERNANDEZ Maria de la Paz</u>	43:49	Sub. No 11 off		ARG	15	<u>HERNANDEZ Maria de la Paz</u>
12:08	Sub. No 25 off		GER	9	<u>HEINLEIN Martina</u>	43:54	Sub. No 24 off		ARG	19	<u>RUSSO Marine</u>
13:56	Sub. No 24 off		GER	7	<u>KELLER Natascha</u>	46:04	PC		GER		
14:03	Sub. No 18 off		GER	26	<u>SCHUETZE Christina</u>	46:45	Shot PC GK save		GER	2	<u>BACHMANN Tina</u>
14:31	Green Card		ARG	15	<u>HERNANDEZ Maria de la Paz</u>	46:47	PC		GER		
14:52	Sub. No 10 off		ARG	11	<u>REBECCHI Carla</u>	47:10	Shot PC GK save		GER	28	<u>MUELLER Julia</u>

15:18	Sub. No 12 off	ARG	24	<u>BURKART Claudia</u>	47:13	PC	GER	
16:22	Sub. No 15 off	ARG	7	<u>GULLA Alejandra</u>	47:41	Shot PC Save	GER	2 <u>BACHMANN Tina</u>
17:38	Sub. No 4 off	GER	25	<u>MUELLER-WIELAND Janne</u>	47:48	PC	GER	
17:49	Sub. No 11 off	GER	24	<u>STOECKEL Maike</u>	47:50	Shot PC Miss	GER	16 <u>RINNE Fanny</u>
18:19	Sub. No 14 off	GER	22	<u>BEERMANN Janine</u>	48:07	Minor Injury	ARG	3 <u>AICEGA Magdalena</u>
18:28	Sub. No 27 off	GER	13	<u>RODEWALD Marion</u>	48:23	Shot Goal	0-2 ARG	7 <u>GULLA Alejandra</u>
18:33	Sub. No 16 off	GER	18	<u>KUEHN Anke</u>	48:36	Sub. No 14 off	GER	7 <u>KELLER Natascha</u>
19:59	Sub. No 8 off	ARG	26	<u>KANEVSKY Giselle</u>	48:39	Sub. No 11 off	GER	24 <u>STOECKEL Maike</u>
20:30	Sub. No 7 off	GER	11	<u>HOFFMANN Eileen</u>	48:47	Sub. No 16 off	GER	18 <u>KUEHN Anke</u>
21:12	Sub. No 9 off	GER	4	<u>HAASE Mandy</u>	49:02	Sub. No 7 off	ARG	11 <u>REBECCHI Carla</u>
21:43	Sub. No 4 off	ARG	10	<u>GARCIA Agustina</u>	49:33	Sub. No 4 off	GER	25 <u>MUELLER-WIELAND Janne</u>
22:26	Sub. No 26 off	GER	16	<u>RINNE Fanny</u>	49:37	Sub. No 27 off	GER	13 <u>RODEWALD Marion</u>
23:43	Sub. No 22 off	GER	14	<u>SCHOLZ Katharina</u>	49:42	Sub. No 8 off	ARG	26 <u>KANEVSKY Giselle</u>
24:05	Sub. No 26 off	ARG	8	<u>AYMAR Luciana</u>	49:58	Sub. No 12 off	ARG	24 <u>BURKART Claudia</u>
25:26	Sub. No 19 off	ARG	12	<u>GONZALEZ OLIVA Mariana</u>	53:24	Sub. No 26 off	GER	16 <u>RINNE Fanny</u>
25:41	Shot Miss	GER	24	<u>STOECKEL Maike</u>	53:28	Sub. No 22 off	GER	14 <u>SCHOLZ Katharina</u>
26:22	Sub. No 24 off	GER	7	<u>KELLER Natascha</u>	53:35	Sub. No 7 off	GER	11 <u>HOFFMANN Eileen</u>
26:41	Sub. No 13 off	GER	27	<u>EIDMANN Pia</u>	54:05	Sub. No 9 off	GER	4 <u>HAASE Mandy</u>
27:25	Sub. No 25 off	GER	9	<u>HEINLEIN Martina</u>	54:34	Sub. No 15 off	ARG	10 <u>GARCIA Agustina</u>
27:30	Sub. No 11 off	GER	22	<u>BEERMANN Janine</u>	54:46	Shot Miss	ARG	10 <u>GARCIA Agustina</u>
27:34	Sub. No 18 off	GER	26	<u>SCHUETZE Christina</u>	56:55	Sub. No 24 off	GER	7 <u>KELLER Natascha</u>
27:47	Shot Miss	GER	27	<u>EIDMANN Pia</u>	58:28	Shot Save	GER	28 <u>MUELLER Julia</u>
29:59	Sub. No 7 off	ARG	15	<u>HERNANDEZ Maria de la Paz</u>	58:46	Sub. No 4 off	ARG	7 <u>GULLA Alejandra</u>
30:16	Sub. No 10 off	ARG	4	<u>LUCHETTI Rosario</u>	59:04	Sub. No 24 off	ARG	12 <u>GONZALEZ OLIVA Mariana</u>
30:26	Sub. No 14 off	GER	24	<u>STOECKEL Maike</u>	59:44	Sub. No 26 off	ARG	8 <u>AYMAR Luciana</u>
30:50	Sub. No 24 off	ARG	19	<u>RUSSO Marine</u>	60:05	Sub. No 13 off	GER	27 <u>EIDMANN Pia</u>
32:26	Shot GK save	ARG	8	<u>AYMAR Luciana</u>	60:48	Sub. No 16 off	GER	26 <u>SCHUETZE Christina</u>
32:51	Sub. No 26 off	GER	18	<u>KUEHN Anke</u>	61:11	Sub. No 4 off	GER	9 <u>HEINLEIN Martina</u>
32:56	Sub. No 27 off	GER	13	<u>RODEWALD Marion</u>	62:11	Sub. No 11 off	GER	24 <u>STOECKEL Maike</u>
33:38	Sub. No 9 off	GER	25	<u>MUELLER-WIELAND Janne</u>	62:30	Sub. No 14 off	GER	22 <u>BEERMANN Janine</u>
34:47	Shot Miss	ARG	11	<u>REBECCHI Carla</u>	62:47	PC	ARG	
					63:41	Shot PC GK save	ARG	27 <u>BARRIONUEVO Noel</u>
					64:46	Minor Injury	ARG	14 <u>MARGALOT Mercedes</u>
					64:56	Sub. No 25 off	GER	4 <u>HAASE Mandy</u>
					65:02	Sub. No 27 off	GER	16 <u>RINNE Fanny</u>
					65:39	Sub. No 19 off	ARG	24 <u>BURKART Claudia</u>
					65:45	Shot Goal	0-3 ARG	7 <u>GULLA Alejandra</u>
					66:22	Sub. No 10 off	ARG	4 <u>LUCHETTI Rosario</u>
					66:31	Sub. No 11 off	ARG	15 <u>HERNANDEZ Maria de la Paz</u>

66:34	Sub. No 7 off		ARG	26	KANEVSKY Giselle
67:01	Shot Goal	0-4	ARG	8	AYMAR Luciana
68:50	PC		GER		
69:33	PC No Shot		GER	7	KELLER Natascha

Pool WB Standings

Rank	Teams	P	W	D	L	GF	GA	GD	Pts
1	GER	4	3	0	1	11	8	+3	9
2	ARG	4	2	2	0	10	5	+5	8
3	USA	4	1	2	1	9	8	+1	5
4	JPN	3	1	1	1	4	4	0	4
5	GBR	3	1	1	1	5	8	-3	4
6	NZL	4	0	0	4	4	10	-6	0

Pool WB Next Round Matches

Teams	Date	Time
GBR vs JPN	16 AUG 2008	20:30
GER vs JPN	18 AUG 2008	08:30
GBR vs USA	18 AUG 2008	18:00
ARG vs NZL	18 AUG 2008	20:30

Legend

AET - After Extra Time
 G - Green Card
 GF - Goals For
 PC - Penalty Corner
 Pts - Points
 W - Matches Won
 (C) - Captain

D - Matches Drawn
 GA - Goals Against
 L - Matches Lost
 PS - Penalty Stroke
 R - Red Card
 Y - Yellow Card
 (GK) - Goalkeeper

FG - Field Goal
 GD - Goals Difference
 P - Matches Played
 PSC - Penalty Stroke Competition
 S - Suspended
 % - Conversion Percentage

19:27:25 16 AUG 2008
 HOW400B11_C69 1.0



MATCH REPORT

比赛报告 / BILAN DU MATCH

Date: SAT 16 AUG 2008 Time: 20:30 Pool: WB Venue: Olympic Green Hockey Stadium Pitch: 2 Match No.: W22

Result

GBR-Great Britain

Full Time	2 - 1
Halftime	1 - 0

JPN-Japan

Time on	Shirt No.	Name	▼ Green	■ Yellow	● Red
X	2	STORRY Beth (GK)			
10	3	WOODING Lisa			
X	4	PANTER Anne			
X	5	CULLEN Crista			
X	6	CLEWLOW Mel			
8	7	CRADDOCK Charlotte		66	
X	8	RICHARDSON Helen			
X	9	ELLIS Joanne Catherine			
7	10	WRIGHT Lucilla			
X	11	WALSH Kate (C)	41		
X	12	ROGERS Chloe	12	47	
8	14	WALKER Rachel			
X	15	DANSON Alex			
X	18	THOMAS Sarah			
7	19	BARTLETT Laura			
X	22	ELLIS Jo			
Coach		KERRY Danny			

Time on	Shirt No.	Name	▼ Green	■ Yellow	● Red
X	1	OKAMURA Ikuko (GK)			
X	2	MIURA Keiko			
X	4	ONO Mayumi			
X	5	KIMURA Chie			
X	6	KOMAZAWA Rika	27		
15	7	NAKAGAWA Miyuki			
X	8	MORIMOTO Sakae			
X	9	CHIBA Kaori			
X	10	YAMAMOTO Yukari			
X	11	TSUKUI Toshie			
14	13	IWAO Sachimi			
X	14	KATO Akemi (C)			
X	15	KOMORI Tomomi			
15	18	OZAWA Misaki			
	20	KOZAKURA Chinami			
	22	YOSHIKAWA Yuka (GK)			
Coach		YOO Seung Jin (KOR)			

Team Manager	Signature
BROWN Karen	
Umpire	Signature
WOOLLEY Minka (AUS)	
Judge	Signature
TUERO Ana (ESP)	
Technical Officer	Signature
PIGRETTI Laura (ARG)	

Team Manager	Signature
ONDA Masashi	
Umpire	Signature
METCHETTE Carol (IRL)	
Judge	Signature
MEYER Carola (GER)	
Reserve Umpire	Signature
MIAO Lin (CHN)	

Team	Minute	Shirt No.	Action	Score
GBR	32	4	FG	1 - 0
JPN	58	2	PC	1 - 1
GBR	70	5	PC	2 - 1

Team	Minute	Shirt No.	Action	Score

Team	Minute	Shirt No.	Action	Score

Remarks

Tournament Director - ELLIS Janet (CAN)

Legend:	(C) Captain	(GK) Goalkeeper	X Starting Player
---------	-------------	-----------------	-------------------

Match Highlights



WOMEN'S POOL WB MATCH W22

Olympic Green Hockey Stadium / SAT 16 AUG 2008 / START TIME: 20:30

GBR - Great Britain		Final Score		JPN - Japan	
		2-1			

Match No.: W22 **Time:** 20:30 **Weather Conditions:** Partly cloudy, 26C, Humidity 60%

Umpires: WOOLLEY Minka(AUS) ; METCHETTE Carol(IRL)

Reserve Umpire: MIAO Lin(CHN)

Match Statistics

GBR		Goals / Shots					Cards			JPN		Goals / Shots					Cards		
Coach: KERRY Danny		Total	%	FG	PC	PS	G	Y	R	Coach: YOO Seung Jin		Total	%	FG	PC	PS	G	Y	R
2	<u>STORRY Beth</u> (GK)									1	OKAMURA Ikuko	(GK)							
3	<u>WOODING Lisa</u>										2	<u>MIURA Keiko</u>	1/5	20		1/5			
4	<u>PANTER Anne</u>	1/1	100	1/1							4	<u>ONO Mayumi</u>	0/1	0	0/1				
5	<u>CULLEN Crista</u>	1/1	100		1/1						5	<u>KIMURA Chie</u>							
6	<u>CLEWLOW Mel</u>	0/3	0		0/3						6	<u>KOMAZAWA Rika</u>							1
7	<u>CRADDOCK Charlotte</u>							1			7	<u>NAKAGAWA Miyuki</u>							
8	<u>RICHARDSON Helen</u>										8	<u>MORIMOTO Sakae</u>							
9	<u>ELLIS Joanne Catherine</u>										9	<u>CHIBA Kaori</u>	0/1	0	0/1				
10	<u>WRIGHT Lucilla</u>										10	<u>YAMAMOTO Yukari</u>	0/1	0	0/1				
11	<u>WALSH Kate</u> (C)							1			11	<u>TSUKUI Toshie</u>							
12	<u>ROGERS Chloe</u>							1	1		13	<u>IWAO Sachimi</u>							
14	<u>WALKER Rachel</u>	0/1	0	0/1							14	<u>KATO Akemi</u> (C)							
15	<u>DANSON Alex</u>	0/1	0	0/1							15	<u>KOMORI Tomomi</u>							
18	<u>THOMAS Sarah</u>	0/1	0	0/1							18	<u>OZAWA Misaki</u>							
19	<u>BARTLETT Laura</u>										20	<u>KOZAKURA Chinami</u>							
22	<u>ELLIS Jo</u>	0/1	0	0/1							22	<u>YOSHIKAWA Yuka</u> (GK)							
Totals:		2/9	22	1/5	1/4		2	2		Totals:		1/8	12	0/3	1/5		1		

Play By Play

Time	Action	Score	Team	No.	Player	Time	Action	Score	Team	No.	Player
First Half						Second Half					
05:30	Shot Miss		GBR	22	<u>ELLIS Jo</u>	35:51	Sub. No 7 off		JPN	9	<u>CHIBA Kaori</u>
06:08	Sub. No 12 off		GBR	10	<u>WRIGHT Lucilla</u>	36:00	Sub. No 12 off		GBR	10	<u>WRIGHT Lucilla</u>
06:12	Sub. No 22 off		GBR	19	<u>BARTLETT Laura</u>	39:19	Sub. No 5 off		JPN	13	<u>IWAO Sachimi</u>
06:36	PC		JPN			40:37	Green Card		GBR	11	<u>WALSH Kate</u>
07:14	Shot PC Save		JPN	2	<u>MIURA Keiko</u>	40:45	Sub. No 7 off		GBR	22	<u>ELLIS Jo</u>
07:23	Minor Injury		JPN	6	<u>KOMAZAWA Rika</u>	42:49	Sub. No 14 off		GBR	9	<u>ELLIS Joanne Catherine</u>
07:39	Sub. No 9 off		GBR	14	<u>WALKER Rachel</u>	43:01	Sub. No 15 off		GBR	19	<u>BARTLETT Laura</u>
07:43	Sub. No 15 off		GBR	7	<u>CRADDOCK Charlotte</u>	43:07	Sub. No 10 off		GBR	12	<u>ROGERS Chloe</u>
09:24	Sub. No 4 off		GBR	3	<u>WOODING Lisa</u>	45:48	Shot GK save		JPN	9	<u>CHIBA Kaori</u>
11:08	Sub. No 18 off		GBR	12	<u>ROGERS Chloe</u>	46:47	Yellow Card		GBR	12	<u>ROGERS Chloe</u>
11:20	Sub. No 19 off		GBR	22	<u>ELLIS Jo</u>	47:12	Sub. No 9 off		GBR	14	<u>WALKER Rachel</u>
11:58	Green Card		GBR	12	<u>ROGERS Chloe</u>	48:32	PC		JPN		
12:03	Sub. No 7 off		GBR	15	<u>DANSON Alex</u>	49:15	Shot PC Miss		JPN	2	<u>MIURA Keiko</u>
13:33	Sub. No 6 off		JPN	13	<u>IWAO Sachimi</u>	50:43	Sub. No 19 off		GBR	9	<u>ELLIS Joanne Catherine</u>
14:14	Sub. No 15 off		JPN	7	<u>NAKAGAWA Miyuki</u>	50:47	Sub. No 22 off		GBR	15	<u>DANSON Alex</u>
14:24	Sub. No 8 off		JPN	18	<u>OZAWA Misaki</u>	51:29	Sub. No 8 off		JPN	18	<u>OZAWA Misaki</u>
14:28	Sub. No 3 off		GBR	4	<u>PANTER Anne</u>	51:33	Sub. No 15 off		JPN	7	<u>NAKAGAWA Miyuki</u>
15:44	Serious Injury		JPN	9	<u>CHIBA Kaori</u>	51:38	Sub. No 18 off		GBR	10	<u>WRIGHT Lucilla</u>
15:53	Sub. No 10 off		GBR	18	<u>THOMAS Sarah</u>	51:41	Minor Injury		GBR	8	<u>RICHARDSON Helen</u>
16:11	PC		JPN			53:22	Sub. No 5 off		GBR	3	<u>WOODING Lisa</u>
16:26	Sub. No 9 off		JPN	6	<u>KOMAZAWA Rika</u>	53:49	PC		GBR		
16:48	Shot PC Save		JPN	2	<u>MIURA Keiko</u>	54:32	Shot PC Save		GBR	6	<u>CLEWLOW Mel</u>
17:09	Sub. No 6 off		GBR	3	<u>WOODING Lisa</u>	54:39	Sub. No 9 off		JPN	8	<u>MORIMOTO Sakae</u>
17:43	Sub. No 22 off		GBR	19	<u>BARTLETT Laura</u>	56:00	Suspension Ends		GBR	12	<u>ROGERS Chloe</u>
17:57	Sub. No 14 off		GBR	9	<u>ELLIS Joanne Catherine</u>	57:25	PC		JPN		
19:17	Sub. No 7 off		JPN	8	<u>MORIMOTO Sakae</u>	57:58	Shot PC Goal	1-1	JPN	2	<u>MIURA Keiko</u>
19:22	Sub. No 18 off		JPN	9	<u>CHIBA Kaori</u>	58:25	Sub. No 7 off		JPN	15	<u>KOMORI Tomomi</u>

20:09	Sub. No 15 off	GBR	7	CRADDOCK Charlotte	58:30	Sub. No 18 off	JPN	9	CHIBA Kaori
20:44	Sub. No 12 off	GBR	10	WRIGHT Lucilla	58:35	Sub. No 9 off	GBR	7	CRADDOCK Charlotte
21:26	Sub. No 4 off	JPN	7	NAKAGAWA Miyuki	58:40	Sub. No 3 off	GBR	5	CULLEN Crista
21:54	Sub. No 3 off	GBR	6	CLEWLOW Mel	58:44	Sub. No 10 off	GBR	18	THOMAS Sarah
25:18	Sub. No 19 off	GBR	22	ELLIS Jo	60:11	Shot GK save	GBR	14	WALKER Rachel
25:52	Sub. No 13 off	JPN	15	KOMORI Tomomi	60:26	Sub. No 14 off	GBR	9	ELLIS Joanne Catherine
25:58	Sub. No 7 off	GBR	15	DANSON Alex	60:54	Sub. No 15 off	GBR	22	ELLIS Jo
26:04	Sub. No 18 off	GBR	12	ROGERS Chloe	61:53	Shot GK save	GBR	18	THOMAS Sarah
26:23	Sub. No 9 off	GBR	14	WALKER Rachel	64:50	Sub. No 22 off	GBR	15	DANSON Alex
26:26	Green Card	JPN	6	KOMAZAWA Rika	64:53	Sub. No 12 off	GBR	10	WRIGHT Lucilla
26:32	Sub. No 7 off	JPN	4	ONO Mayumi	65:15	Yellow Card	GBR	7	CRADDOCK Charlotte
28:36	Sub. No 22 off	GBR	7	CRADDOCK Charlotte	65:23	Sub. No 9 off	GBR	14	WALKER Rachel
28:39	Minor Injury	JPN	9	CHIBA Kaori	67:42	Shot GK save	JPN	10	YAMAMOTO Yukari
29:48	PC	GBR			68:52	PC	GBR		
30:47	PC No Shot	GBR	6	CLEWLOW Mel	68:52	Suspension Ends	GBR	7	CRADDOCK Charlotte
30:51	PC	GBR			69:45	Shot PC Goal	2-1 GBR	5	CULLEN Crista
31:07	Shot PC GK save	GBR	6	CLEWLOW Mel					
31:18	Sub. No 9 off	JPN	7	NAKAGAWA Miyuki					
31:22	Shot Goal	1-0 GBR	4	PANTER Anne					
31:47	Sub. No 10 off	GBR	18	THOMAS Sarah					
33:42	Shot Save	JPN	4	ONO Mayumi					
33:45	PC	JPN							
34:24	Shot PC GK save	JPN	2	MIURA Keiko					
34:40	Shot GK save	GBR	15	DANSON Alex					

Pool WB Standings

Rank	Teams	P	W	D	L	GF	GA	GD	Pts
1	GER	4	3	0	1	11	8	+3	9
2	ARG	4	2	2	0	10	5	+5	8
3	GBR	4	2	1	1	7	9	-2	7
4	USA	4	1	2	1	9	8	+1	5
5	JPN	4	1	1	2	5	6	-1	4
6	NZL	4	0	0	4	4	10	-6	0

Pool WB Next Round Matches

Teams	Date	Time
GER vs JPN	18 AUG 2008	08:30
GBR vs USA	18 AUG 2008	18:00
ARG vs NZL	18 AUG 2008	20:30

Legend

AET - After Extra Time	D - Matches Drawn	FG - Field Goal
G - Green Card	GA - Goals Against	GD - Goals Difference
GF - Goals For	L - Matches Lost	P - Matches Played
PC - Penalty Corner	PS - Penalty Stroke	PSC - Penalty Stroke Competition
Pts - Points	R - Red Card	S - Suspended
W - Matches Won	Y - Yellow Card	% - Conversion Percentage
(C) - Captain	(GK) - Goalkeeper	

21:56:40 16 AUG 2008
HOW400B12_C69 1.0



MATCH REPORT

比赛报告 / BILAN DU MATCH

Date: MON 18 AUG 2008 Time: 08:30 Pool: WB Venue: Olympic Green Hockey Stadium Pitch: 1 Match No.: W25

Result

GER-Germany

Full Time	1 - 0
Halftime	0 - 0

JPN-Japan

Time on	Shirt No.	Name	▼ Green	■ Yellow	● Red
	11	2 BACHMANN Tina			
X	4	HAASE Mandy			
X	7	KELLER Natascha			
X	9	HEINLEIN Martina			
6	11	HOFFMANN Eileen			
X	13	RODEWALD Marion (C)			
6	14	SCHOLZ Katharina			
X	16	RINNE Fanny			
X	18	KUEHN Anke			
X	22	BEERMANN Janine			
X	24	STOECKEL Maike			
X	25	MUELLER-WIELAND Janne			
7	26	SCHUETZE Christina			
10	27	EIDMANN Pia			
X	28	MUELLER Julia			
X	32	REYNOLDS Kristina (GK)			
Coach		BEHRMANN Michael			

Time on	Shirt No.	Name	▼ Green	■ Yellow	● Red
X	1	OKAMURA Ikuko (GK)			
X	2	MIURA Keiko			
X	4	ONO Mayumi			
20	5	KIMURA Chie			
X	6	KOMAZAWA Rika			
15	7	NAKAGAWA Miyuki			
X	8	MORIMOTO Sakae			
X	9	CHIBA Kaori			
X	10	YAMAMOTO Yukari			
X	11	TSUKUI Toshie			
X	13	IWAO Sachimi	61		
X	14	KATO Akemi (C)			
X	15	KOMORI Tomomi			
15	18	OZAWA Misaki			
	20	KOZAKURA Chinami			
	22	YOSHIKAWA Yuka (GK)			
Coach		YOO Seung Jin (KOR)			

Team Manager	Signature
GASSETT Dorle	
Umpire	Signature
ASHTON-LUCY Julie (AUS)	
Judge	Signature
GILL Julia (GBR)	
Technical Officer	Signature
BROWN Sheila (RSA)	

Team Manager	Signature
ONDA Masashi	
Umpire	Signature
MIAO Lin (CHN)	
Judge	Signature
MORROW Sheila (GBR)	
Reserve Umpire	Signature
GARNETT Sarah (NZL)	

Team	Minute	Shirt No.	Action	Score
GER	40	22	FG	1 - 0

Team	Minute	Shirt No.	Action	Score

Team	Minute	Shirt No.	Action	Score

Remarks

Tournament Director - ELLIS Janet (CAN)

Legend:	(C) Captain	(GK) Goalkeeper	X Starting Player
----------------	-------------	-----------------	-------------------

Match Highlights



WOMEN'S POOL WB MATCH W25

Olympic Green Hockey Stadium / MON 18 AUG 2008 / START TIME: 08:30

GER - Germany		Final Score		JPN - Japan	
		1-0			

Match No.: W25 **Time:** 08:30 **Weather Conditions:** Partly cloudy, 22C, Humidity 78%

Umpires: ASHTON-LUCY Julie(AUS) ; MIAO Lin(CHN)

Reserve Umpire: GARNETT Sarah(NZL)

Match Statistics

GER		Goals / Shots					Cards			JPN		Goals / Shots					Cards		
Coach: BEHRMANN Michael		Total	%	FG	PC	PS	G	Y	R	Coach: YOO Seung Jin		Total	%	FG	PC	PS	G	Y	R
2	BACHMANN Tina									1	OKAMURA Ikuko (GK)								
4	HAASE Mandy									2	MIURA Keiko	0/3	0		0/3				
7	KELLER Natascha									4	ONO Mayumi								
9	HEINLEIN Martina									5	KIMURA Chie								
11	HOFFMANN Eileen									6	KOMAZAWA Rika	0/1	0	0/1					
13	RODEWALD Marion (C)									7	NAKAGAWA Miyuki	0/1	0	0/1					
14	SCHOLZ Katharina									8	MORIMOTO Sakae								
16	RINNE Fanny	0/2	0		0/2					9	CHIBA Kaori	0/1	0	0/1					
18	KUEHN Anke									10	YAMAMOTO Yukari								
22	BEERMANN Janine	1/3	33	1/3						11	TSUKUI Toshie								
24	STOECKEL Maike	0/3	0	0/3						13	IWAO Sachimi								1
25	MUELLER-WIELAND Janne									14	KATO Akemi (C)								
26	SCHUETZE Christina									15	KOMORI Tomomi								
27	EIDMANN Pia									18	OZAWA Misaki								
28	MUELLER Julia	0/1	0		0/1					20	KOZAKURA Chinami								
32	REYNOLDS Kristina (GK)									22	YOSHIKAWA Yuka (GK)								
Totals:		1/9	11	1/6	0/3					Totals:		0/6	0	0/3	0/3				1

Play By Play

Time	Action	Score	Team	No.	Player	Time	Action	Score	Team	No.	Player
First Half						Second Half					
02:48	Shot Miss		GER	22	BEERMANN Janine	35:00	Sub. No 11 off		GER	7	KELLER Natascha
06:00	Sub. No 22 off		GER	14	SCHOLZ Katharina	35:00	Sub. No 26 off		GER	16	RINNE Fanny
06:00	Sub. No 7 off		GER	11	HOFFMANN Eileen	35:27	Sub. No 7 off		JPN	15	KOMORI Tomomi
06:06	Sub. No 13 off		GER	26	SCHUETZE Christina	38:19	PC		JPN		
08:37	Sub. No 24 off		GER	7	KELLER Natascha	39:01	Shot PC Miss		JPN	2	MIURA Keiko
09:34	Shot Save		JPN	6	KOMAZAWA Rika	39:31	Shot Goal	1-0	GER	22	BEERMANN Janine
09:52	Sub. No 18 off		GER	27	EIDMANN Pia	42:34	PC		JPN		
10:20	Sub. No 9 off		GER	2	BACHMANN Tina	43:25	Shot PC Save		JPN	2	MIURA Keiko
10:52	Sub. No 14 off		GER	22	BEERMANN Janine	43:40	Sub. No 22 off		GER	14	SCHOLZ Katharina
12:43	Sub. No 11 off		GER	24	STOECKEL Maike	43:51	Sub. No 13 off		GER	26	SCHUETZE Christina
12:46	Sub. No 16 off		GER	18	KUEHN Anke	43:56	Sub. No 18 off		GER	27	EIDMANN Pia
12:51	Sub. No 26 off		GER	13	RODEWALD Marion	44:18	Shot GK save		GER	24	STOECKEL Maike
13:53	Sub. No 2 off		GER	9	HEINLEIN Martina	44:25	PC		GER		
14:42	Sub. No 15 off		JPN	7	NAKAGAWA Miyuki	45:00	Shot PC Save		GER	16	RINNE Fanny
15:00	Sub. No 8 off		JPN	18	OZAWA Misaki	45:56	Sub. No 7 off		GER	11	HOFFMANN Eileen
17:06	Sub. No 22 off		GER	11	HOFFMANN Eileen	46:14	Sub. No 13 off		JPN	7	NAKAGAWA Miyuki
17:14	Sub. No 27 off		GER	16	RINNE Fanny	46:28	Shot GK save		GER	24	STOECKEL Maike
18:00	Sub. No 24 off		GER	14	SCHOLZ Katharina	47:59	Sub. No 15 off		JPN	18	OZAWA Misaki
19:11	Sub. No 9 off		JPN	8	MORIMOTO Sakae	49:38	Sub. No 24 off		GER	7	KELLER Natascha
19:24	Sub. No 6 off		JPN	5	KIMURA Chie	49:46	Sub. No 16 off		GER	18	KUEHN Anke
19:54	PC		JPN			50:09	Sub. No 14 off		GER	22	BEERMANN Janine

20:48	Shot PC Miss	JPN	2	MIURA Keiko	50:35	Sub. No 9 off	GER	13	RODEWALD Marion
22:03	Sub. No 13 off	JPN	15	KOMORI Tomomi	51:37	Sub. No 11 off	GER	14	SCHOLZ Katharina
22:06	Sub. No 14 off	GER	22	BEERMANN Janine	52:17	Sub. No 8 off	JPN	13	IWAO Sachimi
22:10	Sub. No 13 off	GER	26	SCHUETZE Christina	53:20	Sub. No 26 off	GER	16	RINNE Fanny
22:49	PC	GER			53:23	Sub. No 22 off	GER	24	STOECKEL Maike
22:50	Shot PC Save	GER	28	MUELLER Julia	54:36	Shot GK save	JPN	7	NAKAGAWA Miyuki
23:28	PC	GER			55:22	Sub. No 25 off	GER	9	HEINLEIN Martina
24:06	Shot PC GK save	GER	16	RINNE Fanny	55:36	Sub. No 27 off	GER	26	SCHUETZE Christina
24:28	Sub. No 18 off	JPN	6	KOMAZAWA Rika	55:59	Sub. No 14 off	GER	11	HOFFMANN Eileen
24:30	Sub. No 7 off	JPN	9	CHIBA Kaori	56:03	Sub. No 7 off	GER	22	BEERMANN Janine
25:05	Sub. No 11 off	GER	24	STOECKEL Maike	56:29	Sub. No 7 off	JPN	15	KOMORI Tomomi
25:11	Sub. No 18 off	GER	27	EIDMANN Pia	57:12	Shot Miss	GER	22	BEERMANN Janine
28:12	Sub. No 9 off	GER	13	RODEWALD Marion	57:25	Sub. No 18 off	JPN	8	MORIMOTO Sakae
28:43	Sub. No 15 off	JPN	13	IWAO Sachimi	58:52	Sub. No 18 off	GER	25	MUELLER-WIELAND Janne
30:57	Sub. No 7 off	GER	11	HOFFMANN Eileen	59:00	Sub. No 24 off	GER	7	KELLER Natascha
31:02	Sub. No 5 off	JPN	7	NAKAGAWA Miyuki	60:07	Sub. No 26 off	GER	27	EIDMANN Pia
32:15	Sub. No 16 off	GER	18	KUEHN Anke	60:12	Sub. No 4 off	JPN	7	NAKAGAWA Miyuki
32:40	Sub. No 27 off	GER	9	HEINLEIN Martina	60:16	Green Card	JPN	13	IWAO Sachimi
33:15	Shot GK save	GER	24	STOECKEL Maike	62:30	Sub. No 7 off	JPN	4	ONO Mayumi
34:03	Shot GK save	JPN	9	CHIBA Kaori	63:03	Sub. No 11 off	GER	14	SCHOLZ Katharina
					63:32	Sub. No 22 off	GER	24	STOECKEL Maike
					63:40	Sub. No 13 off	GER	26	SCHUETZE Christina
					63:44	Sub. No 16 off	GER	18	KUEHN Anke
					65:56	Sub. No 27 off	GER	16	RINNE Fanny
					66:48	Sub. No 14 off	GER	11	HOFFMANN Eileen
					66:53	Sub. No 26 off	GER	13	RODEWALD Marion
					67:02	Sub. No 7 off	GER	22	BEERMANN Janine
					67:46	Sub. No 15 off	JPN	7	NAKAGAWA Miyuki
					68:28	Sub. No 11 off	GER	7	KELLER Natascha
					68:32	Sub. No 24 off	GER	14	SCHOLZ Katharina
					69:57	Serious Injury	JPN	11	TSUKUI Toshie

Pool WB Standings

Rank	Teams	P	W	D	L	GF	GA	GD	Pts
1	GER	5	4	0	1	12	8	+4	12
2	ARG	4	2	2	0	10	5	+5	8
3	GBR	4	2	1	1	7	9	-2	7
4	USA	4	1	2	1	9	8	+1	5
5	JPN	5	1	1	3	5	7	-2	4
6	NZL	4	0	0	4	4	10	-6	0

Pool WB Next Round Matches

Teams	Date	Time
GBR vs USA	18 AUG 2008	18:00
ARG vs NZL	18 AUG 2008	20:30

Legend

AET - After Extra Time
G - Green Card
GF - Goals For
PC - Penalty Corner
Pts - Points
W - Matches Won

D - Matches Drawn
GA - Goals Against
L - Matches Lost
PS - Penalty Stroke
R - Red Card
Y - Yellow Card

FG - Field Goal
GD - Goals Difference
P - Matches Played
PSC - Penalty Stroke Competition
S - Suspended
% - Conversion Percentage

(C) - Captain

(GK) - Goalkeeper

9:51:55 18 AUG 2008
HOW400B13_C69 1.0



MATCH REPORT

比赛报告 / BILAN DU MATCH

Date: MON 18 AUG 2008 Time: 18:00 Pool: WB Venue: Olympic Green Hockey Stadium Pitch: 2 Match No.: W27

Result

GBR-Great Britain

Full Time	0 - 0
Halftime	0 - 0

USA-United States

Time on	Shirt No.	Name	▼ Green	■ Yellow	● Red
X	2	STORRY Beth (GK)			
10	3	WOODING Lisa			
X	4	PANTER Anne			
X	5	CULLEN Crista			
X	6	CLEWLOW Mel			
5	7	CRADDOCK Charlotte			
X	8	RICHARDSON Helen			
11	9	ELLIS Joanne Catherine			
7	10	WRIGHT Lucilla			
X	11	WALSH Kate (C)			
X	12	ROGERS Chloe			
X	14	WALKER Rachel			
X	15	DANSON Alex			
X	18	THOMAS Sarah			
9	19	BARTLETT Laura			
X	22	ELLIS Jo			
Coach		KERRY Danny			

Time on	Shirt No.	Name	▼ Green	■ Yellow	● Red
X	3	LOY Angela			
X	4	DOTON Kelly			
23	7	GEY Jesse			
X	8	DAWSON Rachel			
X	10	SNOW Tiffany			
X	13	SMITH Keli			
19	15	SENENIG Dana			
X	17	LINGO Carrie			
12	19	NICHOLS Caroline			
X	22	BARBER Kate (C)			
X	23	FALGOWSKI Katelyn			
13	24	RIZZO Dina			
X	25	TRAN Amy (GK)			
X	26	BASHORE Kayla			
X	27	CRANDALL Lauren			
23	28	POWLEY Lauren			
Coach		BODIMEADE Lee (AUS)			

Team Manager	Signature
BROWN Karen	
Umpire	Signature
CONEN Ute (GER)	
Judge	Signature
TUERO Ana (ESP)	
Technical Officer	Signature
PIGRETTI Laura (ARG)	

Team Manager	Signature
JENNINGS Steve	
Umpire	Signature
ROACH Lisa (AUS)	
Judge	Signature
MEYER Carola (GER)	
Reserve Umpire	Signature
LEE Keum Ju (KOR)	

Team	Minute	Shirt No.	Action	Score

Team	Minute	Shirt No.	Action	Score

Team	Minute	Shirt No.	Action	Score

Remarks

Tournament Director - ELLIS Janet (CAN)

Legend:	(C) Captain	(GK) Goalkeeper	X Starting Player
---------	-------------	-----------------	-------------------

Match Highlights



WOMEN'S POOL WB MATCH W27

Olympic Green Hockey Stadium / MON 18 AUG 2008 / START TIME: 18:00

GBR - Great Britain		Final Score		USA - United States	
		0-0			

Match No.: W27 **Time:** 18:00 **Weather Conditions:** Cloudy, 29C, Humidity 45%

Umpires: CONEN Ute(GER) ; ROACH Lisa(AUS)

Reserve Umpire: LEE Keum Ju(KOR)

Match Statistics

GBR		Goals / Shots					Cards			USA		Goals / Shots					Cards		
Coach: KERRY Danny		Total	%	FG	PC	PS	G	Y	R	Coach: BODIMEADE Lee		Total	%	FG	PC	PS	G	Y	R
2	<u>STORRY Beth</u> (GK)									3	<u>LOY Angela</u>	0/1	0	0/1					
3	<u>WOODING Lisa</u>	0/1	0	0/1						4	<u>DOTON Kelly</u>	0/9	0		0/9				
4	<u>PANTER Anne</u>									7	<u>GEY Jesse</u>	0/1	0	0/1					
5	<u>CULLEN Crista</u>	0/1	0		0/1					8	<u>DAWSON Rachel</u>								
6	<u>CLEWLOW Mel</u>									10	<u>SNOW Tiffany</u>	0/3	0	0/2	0/1				
7	<u>CRADDOCK Charlotte</u>									13	<u>SMITH Keli</u>								
8	<u>RICHARDSON Helen</u>	0/1	0	0/1						15	<u>SENENIG Dana</u>								
9	<u>ELLIS Joanne Catherine</u>									17	<u>LINGO Carrie</u>								
10	<u>WRIGHT Lucilla</u>									19	<u>NICHOLS Caroline</u>								
11	<u>WALSH Kate</u> (C)	0/1	0		0/1					22	<u>BARBER Kate</u> (C)								
12	<u>ROGERS Chloe</u>	0/1	0	0/1						23	<u>FALGOWSKI Katelyn</u>								
14	<u>WALKER Rachel</u>	0/2	0	0/2						24	<u>RIZZO Dina</u>								
15	<u>DANSON Alex</u>	0/1	0	0/1						25	<u>TRAN Amy</u> (GK)								
18	<u>THOMAS Sarah</u>									26	<u>BASHORE Kayla</u>	0/1	0		0/1				
19	<u>BARTLETT Laura</u>									27	<u>CRANDALL Lauren</u>								
22	<u>ELLIS Jo</u>									28	<u>POWLEY Lauren</u>								
Totals:		0/8	0	0/6	0/2					Totals:		0/15	0	0/4	0/11				

Play By Play

Time	Action	Score	Team	No.	Player	Time	Action	Score	Team	No.	Player
First Half						Second Half					
04:35	Sub. No 22 off		GBR	7	<u>CRADDOCK Charlotte</u>	35:00	Sub. No 7 off		GBR	19	<u>BARTLETT Laura</u>
06:16	Sub. No 18 off		GBR	10	<u>WRIGHT Lucilla</u>	35:00	Sub. No 7 off		USA	13	<u>SMITH Keli</u>
06:50	PC		USA			35:00	Sub. No 15 off		USA	17	<u>LINGO Carrie</u>
07:28	Shot PC Save		USA	10	<u>SNOW Tiffany</u>	35:00	Sub. No 19 off		USA	23	<u>FALGOWSKI Katelyn</u>
07:35	PC		USA			35:00	Sub. No 28 off		USA	26	<u>BASHORE Kayla</u>
08:05	Shot PC Save		USA	4	<u>DOTON Kelly</u>	39:07	PC		USA		
08:19	Sub. No 15 off		GBR	19	<u>BARTLETT Laura</u>	39:44	Shot PC GK save		USA	4	<u>DOTON Kelly</u>
09:19	Sub. No 11 off		GBR	3	<u>WOODING Lisa</u>	40:34	Sub. No 10 off		GBR	12	<u>ROGERS Chloe</u>
10:18	Shot GK save		GBR	14	<u>WALKER Rachel</u>	40:38	Sub. No 19 off		GBR	22	<u>ELLIS Jo</u>
10:58	Sub. No 14 off		GBR	9	<u>ELLIS Joanne Catherine</u>	42:46	Sub. No 15 off		GBR	7	<u>CRADDOCK Charlotte</u>
11:03	Sub. No 7 off		GBR	22	<u>ELLIS Jo</u>	43:43	Sub. No 14 off		GBR	9	<u>ELLIS Joanne Catherine</u>
11:16	Sub. No 3 off		USA	19	<u>NICHOLS Caroline</u>	44:21	Shot Miss		USA	10	<u>SNOW Tiffany</u>
11:29	Sub. No 4 off		GBR	11	<u>WALSH Kate</u>	44:49	Sub. No 26 off		USA	28	<u>POWLEY Lauren</u>
11:36	Sub. No 27 off		USA	3	<u>LOY Angela</u>	46:12	Sub. No 6 off		GBR	3	<u>WOODING Lisa</u>
12:11	Sub. No 12 off		GBR	18	<u>THOMAS Sarah</u>	46:42	Sub. No 10 off		USA	24	<u>RIZZO Dina</u>
12:33	Sub. No 10 off		USA	24	<u>RIZZO Dina</u>	47:01	Sub. No 22 off		GBR	19	<u>BARTLETT Laura</u>
13:54	Sub. No 19 off		GBR	15	<u>DANSON Alex</u>	48:53	Sub. No 7 off		GBR	15	<u>DANSON Alex</u>
15:59	Sub. No 3 off		GBR	4	<u>PANTER Anne</u>	48:54	Minor Injury		USA	23	<u>FALGOWSKI Katelyn</u>
17:09	Sub. No 9 off		GBR	14	<u>WALKER Rachel</u>	48:56	Sub. No 9 off		GBR	14	<u>WALKER Rachel</u>
17:13	Sub. No 22 off		GBR	7	<u>CRADDOCK Charlotte</u>	49:00	Sub. No 18 off		GBR	10	<u>WRIGHT Lucilla</u>
17:55	Sub. No 10 off		GBR	12	<u>ROGERS Chloe</u>	50:21	Sub. No 4 off		GBR	6	<u>CLEWLOW Mel</u>
18:13	Sub. No 17 off		USA	15	<u>SENENIG Dana</u>	52:02	Shot Save		GBR	3	<u>WOODING Lisa</u>
19:35	Sub. No 23 off		USA	27	<u>CRANDALL Lauren</u>	52:51	Sub. No 17 off		USA	15	<u>SENENIG Dana</u>
20:02	PC		USA			52:55	Sub. No 28 off		USA	26	<u>BASHORE Kayla</u>
20:31	Shot PC GK save		USA	4	<u>DOTON Kelly</u>	53:23	Sub. No 12 off		GBR	18	<u>THOMAS Sarah</u>
21:20	Sub. No 6 off		GBR	3	<u>WOODING Lisa</u>	53:51	PC		USA		
22:27	Sub. No 7 off		GBR	19	<u>BARTLETT Laura</u>	54:33	Shot PC Miss		USA	26	<u>BASHORE Kayla</u>

22:41	Sub. No 24 off	USA	28	POWLEY Lauren	55:12	Sub. No 15 off	GBR	7	CRADDOCK Charlotte
22:46	Sub. No 3 off	USA	7	GEY Jesse	55:18	Sub. No 19 off	GBR	22	ELLIS Jo
22:59	Sub. No 26 off	USA	10	SNOW Tiffany	55:22	Sub. No 13 off	USA	10	SNOW Tiffany
24:37	Sub. No 18 off	GBR	10	WRIGHT Lucilla	55:45	Sub. No 3 off	USA	7	GEY Jesse
24:41	Sub. No 14 off	GBR	9	ELLIS Joanne Catherine	56:05	Sub. No 7 off	GBR	15	DANSON Alex
25:26	Sub. No 13 off	USA	3	LOY Angela	57:07	Sub. No 3 off	GBR	4	PANTER Anne
26:46	Sub. No 15 off	GBR	22	ELLIS Jo	58:04	Sub. No 23 off	USA	19	NICHOLS Caroline
26:57	Sub. No 3 off	GBR	6	CLEWLOW Mel	58:10	Sub. No 10 off	GBR	9	ELLIS Joanne Catherine
28:35	Sub. No 19 off	GBR	7	CRADDOCK Charlotte	58:35	Shot Miss	GBR	15	DANSON Alex
29:14	Sub. No 12 off	GBR	18	THOMAS Sarah	59:22	Sub. No 24 off	USA	13	SMITH Keli
29:46	Shot Save	USA	7	GEY Jesse	60:36	Sub. No 22 off	GBR	19	BARTLETT Laura
29:48	PC	USA			60:53	Sub. No 15 off	GBR	7	CRADDOCK Charlotte
30:24	Shot PC Miss	USA	4	DOTON Kelly	61:10	Shot Miss	USA	10	SNOW Tiffany
30:33	Sub. No 9 off	GBR	14	WALKER Rachel	61:34	Sub. No 7 off	USA	3	LOY Angela
30:38	Sub. No 22 off	GBR	15	DANSON Alex	62:28	Sub. No 14 off	GBR	3	WOODING Lisa
32:28	PC	USA			63:24	Sub. No 18 off	GBR	12	ROGERS Chloe
33:10	Shot PC Save	USA	4	DOTON Kelly	64:06	Sub. No 10 off	USA	17	LINGO Carrie
33:44	Shot GK save	USA	3	LOY Angela	64:53	PC	GBR		
33:52	PC	USA			65:31	Shot PC Miss	GBR	11	WALSH Kate
34:27	Shot PC Save	USA	4	DOTON Kelly	65:45	Sub. No 7 off	GBR	15	DANSON Alex
34:31	PC	USA			65:53	Sub. No 9 off	GBR	18	THOMAS Sarah
35+	Shot PC Save	USA	4	DOTON Kelly	66:08	Sub. No 27 off	USA	23	FALGOWSKI Katelyn
					66:15	PC	USA		
					66:50	Shot PC GK save	USA	4	DOTON Kelly
					66:56	Shot PC GK save	USA	4	DOTON Kelly
					68:22	Sub. No 15 off	GBR	7	CRADDOCK Charlotte
					68:28	Sub. No 4 off	GBR	14	WALKER Rachel
					68:33	Sub. No 19 off	GBR	9	ELLIS Joanne Catherine
					69:28	Shot GK save	GBR	14	WALKER Rachel
					69:31	Shot GK save	GBR	8	RICHARDSON Helen
					69:32	Shot GK save	GBR	12	ROGERS Chloe
					69:37	PC	GBR		
					70+	Shot PC Save	GBR	5	CULLEN Crista

Pool WB Standings

Rank	Teams	P	W	D	L	GF	GA	GD	Pts
1	GER	5	4	0	1	12	8	+4	12
2	ARG	4	2	2	0	10	5	+5	8
3	GBR	5	2	2	1	7	9	-2	8
4	USA	5	1	3	1	9	8	+1	6
5	JPN	5	1	1	3	5	7	-2	4
6	NZL	4	0	0	4	4	10	-6	0

Pool WB Next Round Matches

Teams	Date	Time
ARG vs NZL	18 AUG 2008	20:30

Legend

AET - After Extra Time
 G - Green Card
 GF - Goals For
 PC - Penalty Corner
 Pts - Points
 W - Matches Won
 (C) - Captain

D - Matches Drawn
 GA - Goals Against
 L - Matches Lost
 PS - Penalty Stroke
 R - Red Card
 Y - Yellow Card
 (GK) - Goalkeeper

FG - Field Goal
 GD - Goals Difference
 P - Matches Played
 PSC - Penalty Stroke Competition
 S - Suspended
 % - Conversion Percentage



MATCH REPORT

比赛报告 / BILAN DU MATCH

Date: MON 18 AUG 2008 Time: 20:30 Pool: WB Venue: Olympic Green Hockey Stadium Pitch: 2 Match No.: W28

Result

ARG-Argentina

Full Time	3 - 2
Halftime	1 - 1

NZL-New Zealand

Time on	Shirt No.	Name	Green	Yellow	Red
18	1	SUCCI Belen (GK)			
X	3	AICEGA Magdalena (C)			
10	4	LUCHETTI Rosario			
X	7	GULLA Alejandra			
X	8	AYMAR Luciana			
X	10	GARCIA Agustina			
X	11	REBECCHI Carla			
X	12	GONZALEZ OLIVA Mariana			
X	14	MARGALOT Mercedes			
10	15	HERNANDEZ Maria de la Paz			
X	16	ROSSI Mariana			
X	18	VUKOJICIC Paola (GK)			
8	19	RUSSO Marine			
X	24	BURKART Claudia			
12	26	KANEVSKY Giselle			
X	27	BARRIONUEVO Noel			
Coach		MINADEO Gabriel			

Time on	Shirt No.	Name	Green	Yellow	Red
X	1	SHARLAND Kayla			
X	2	NAYLOR Emily			
X	3	FORGESSON Krystal			
X	4	SAUNDERS Kate			
X	8	CLAXTON Jaimee			
X	10	IGASAN Elizabeth (C)			
X	11	CARR Stacey			
X	13	GALLETLY Joanne			
8	14	NOAKES Kimberley			
	15	JURGELEIT Beth (GK)			
X	17	PAEWAI Caryn			
X	21	ROBERTS Niniwa			
7	22	FLYNN Gemma			
12	23	DRYSDALE Tara			
42	24	HORVATH Sheree			
X	26	WAWATAI Anita (GK)			
Coach		TOWNS Kevin			

Team Manager	Signature
PALMA Alejandra	
Umpire	Signature
SPITALERI Gina (ITA)	
Judge	Signature
MEYER Carola (GER)	
Technical Officer	Signature
BROWN Sheila (RSA)	

Team Manager	Signature
BALME Debra	
Umpire	Signature
de KLERK Marelize (RSA)	
Judge	Signature
LIU Huirong (CHN)	
Reserve Umpire	Signature
LEE Keum Ju (KOR)	

Team	Minute	Shirt No.	Action	Score
ARG	15	11	FG	1 - 0
NZL	33	21	FG	1 - 1
ARG	43	10	FG	2 - 1
ARG	46	19	FG	3 - 1
NZL	61	10	PC	3 - 2

Team	Minute	Shirt No.	Action	Score

Team	Minute	Shirt No.	Action	Score

Remarks

Tournament Director - ELLIS Janet (CAN)

Legend: (C) Captain (GK) Goalkeeper X Starting Player

Match Highlights



WOMEN'S POOL WB MATCH W28

Olympic Green Hockey Stadium / MON 18 AUG 2008 / START TIME: 20:30

ARG - Argentina		Final Score		NZL - New Zealand	
		3-2			

Match No.: W28 **Time:** 20:30 **Weather Conditions:** Cloudy, 29C, Humidity 45%

Umpires: SPITALERI Gina(ITA) ; de KLERK Marelize(RSA)

Reserve Umpire: LEE Keum Ju(KOR)

Match Statistics

ARG		Goals / Shots					Cards			NZL		Goals / Shots					Cards		
Coach: MINADEO Gabriel		Total	%	FG	PC	PS	G	Y	R	Coach: TOWNS Kevin		Total	%	FG	PC	PS	G	Y	R
1	SUCCI Belen (GK)									1	SHARLAND Kayla	0/1	0	0/1					
3	AICEGA Magdalena (C)	0/3	0		0/3					2	NAYLOR Emily	0/1	0	0/1					
4	LUCHETTI Rosario									3	FORGESSON Krystal								
7	GULLA Alejandra	0/1	0	0/1						4	SAUNDERS Kate	0/1	0	0/1					
8	AYMAR Luciana									8	CLAXTON Jaimee	0/2	0	0/1	0/1				
10	GARCIA Agustina	1/6	16	1/5	0/1					10	IGASAN Elizabeth (C)	1/1	100		1/1				
11	REBECCHI Carla	1/2	50	1/2						11	CARR Stacey								
12	GONZALEZ OLIVA Mariana									13	GALLETLY Joanne								
14	MARGALOT Mercedes									14	NOAKES Kimberley								
15	HERNANDEZ Maria de la Paz									15	JURGELEIT Beth (GK)								
16	ROSSI Mariana									17	PAEWAI Caryn	0/2	0	0/2					
18	VUKOJICIC Paola (GK)									21	ROBERTS Niniwa	1/3	33	1/3					
19	RUSSO Marine	1/1	100	1/1						22	FLYNN Gemma	0/1	0	0/1					
24	BURKART Claudia									23	DRYSDALE Tara								
26	KANEVSKY Giselle	0/1	0	0/1						24	HORVATH Sheree								
27	BARRIONUEVO Noel	0/2	0		0/2					26	WAWATAI Anita (GK)								
Totals:		3/16	18	3/10	0/6					Totals:	2/12	16	1/9	1/3					

Play By Play

Time	Action	Score	Team	No.	Player	Time	Action	Score	Team	No.	Player
First Half						Second Half					
05:14	Shot GK save		ARG	10	GARCIA Agustina	35:27	Sub. No 24 off		ARG	19	RUSSO Marine
06:05	Sub. No 21 off		NZL	22	FLYNN Gemma	35:31	Sub. No 26 off		ARG	27	BARRIONUEVO Noel
07:17	Sub. No 24 off		ARG	19	RUSSO Marine	35:35	Sub. No 8 off		NZL	2	NAYLOR Emily
07:44	Shot Miss		ARG	10	GARCIA Agustina	35:39	Sub. No 21 off		NZL	3	FORGESSON Krystal
07:58	Sub. No 8 off		NZL	14	NOAKES Kimberley	35:43	Sub. No 23 off		NZL	17	PAEWAI Caryn
09:35	Sub. No 11 off		ARG	15	HERNANDEZ Maria de la Paz	35:51	Shot Miss		ARG	7	GULLA Alejandra
09:58	Sub. No 7 off		ARG	4	LUCHETTI Rosario	37:20	Shot GK save		NZL	2	NAYLOR Emily
11:49	Sub. No 8 off		ARG	26	KANEVSKY Giselle	38:28	Minor Injury		ARG	11	REBECCHI Carla
11:53	Sub. No 12 off		ARG	24	BURKART Claudia	41:15	Sub. No 7 off		ARG	15	HERNANDEZ Maria de la Paz
11:58	Sub. No 17 off		NZL	21	ROBERTS Niniwa	41:21	Sub. No 13 off		NZL	24	HORVATH Sheree
12:00	Sub. No 1 off		NZL	23	DRYSDALE Tara	42:36	Sub. No 4 off		NZL	13	GALLETLY Joanne
12:01	Sub. No 3 off		NZL	8	CLAXTON Jaimee	42:45	Sub. No 17 off		NZL	21	ROBERTS Niniwa
13:13	Sub. No 10 off		ARG	11	REBECCHI Carla	42:52	Shot Goal	2-1	ARG	10	GARCIA Agustina
14:55	Sub. No 22 off		NZL	17	PAEWAI Caryn	43:08	Sub. No 14 off		NZL	8	CLAXTON Jaimee
14:56	Shot GK save		ARG	11	REBECCHI Carla	44:12	Sub. No 27 off		ARG	26	KANEVSKY Giselle
15:00	Shot Goal	1-0	ARG	11	REBECCHI Carla	44:46	Sub. No 12 off		ARG	24	BURKART Claudia
17:24	Sub. No 14		NZL	3	FORGESSON Krystal	44:51	Sub. No 10		ARG	4	LUCHETTI Rosario

17:27	off Sub. No 18 off		ARG	1	<u>SUCCI Belen</u>	45:33	off Sub. No 1 off		NZL	23	<u>DRYSDALE Tara</u>
17:37	Sub. No 2 off		NZL	1	<u>SHARLAND Kayla</u>	45:43	Shot Goal	3-1	ARG	19	<u>RUSSO Marine</u>
17:59	Shot GK save		ARG	26	<u>KANEVSKY Giselle</u>	48:10	PC		NZL		
18:59	Sub. No 21 off		NZL	22	<u>FLYNN Gemma</u>	49:00	Shot PC GK save		NZL	8	<u>CLAXTON Jaimee</u>
20:52	PC		ARG			49:16	Sub. No 8 off		ARG	27	<u>BARRIONUEVO Noel</u>
21:40	Shot PC Save		ARG	27	<u>BARRIONUEVO Noel</u>	49:36	Sub. No 10 off		NZL	4	<u>SAUNDERS Kate</u>
22:01	Sub. No 23 off		NZL	2	<u>NAYLOR Emily</u>	49:41	Sub. No 22 off		NZL	17	<u>PAEWAI Caryn</u>
22:05	Sub. No 8 off		NZL	14	<u>NOAKES Kimberley</u>	49:45	Sub. No 3 off		NZL	14	<u>NOAKES Kimberley</u>
22:27	Sub. No 19 off		ARG	8	<u>AYMAR Luciana</u>	52:30	Sub. No 2 off		NZL	1	<u>SHARLAND Kayla</u>
22:51	Shot GK save		NZL	1	<u>SHARLAND Kayla</u>	53:13	PC		ARG		
23:13	Sub. No 24 off		ARG	12	<u>GONZALEZ OLIVA Mariana</u>	53:56	Shot PC Save		ARG	3	<u>AICEGA Magdalena</u>
23:49	Shot Save		NZL	17	<u>PAEWAI Caryn</u>	54:00	PC		ARG		
23:52	PC		NZL			54:23	Shot PC Save		ARG	3	<u>AICEGA Magdalena</u>
24:38	Shot PC Save		NZL	4	<u>SAUNDERS Kate</u>	54:32	Sub. No 21 off		NZL	22	<u>FLYNN Gemma</u>
25:49	Sub. No 11 off		ARG	10	<u>GARCIA Agustina</u>	55:08	Sub. No 8 off		NZL	3	<u>FORGESSON Krystal</u>
25:55	Sub. No 15 off		ARG	7	<u>GULLA Alejandra</u>	55:24	Sub. No 11 off		ARG	10	<u>GARCIA Agustina</u>
26:02	Sub. No 1 off		NZL	23	<u>DRYSDALE Tara</u>	55:29	Sub. No 11 off		NZL	10	<u>IGASAN Elizabeth</u>
26:06	Sub. No 17 off		NZL	21	<u>ROBERTS Niniwa</u>	57:02	Sub. No 24 off		ARG	12	<u>GONZALEZ OLIVA Mariana</u>
26:11	Sub. No 14 off		NZL	8	<u>CLAXTON Jaimee</u>	57:22	Sub. No 23 off		NZL	2	<u>NAYLOR Emily</u>
28:49	Sub. No 27 off		ARG	24	<u>BURKART Claudia</u>	58:49	Sub. No 17 off		NZL	21	<u>ROBERTS Niniwa</u>
29:35	Sub. No 3 off		NZL	14	<u>NOAKES Kimberley</u>	59:09	Sub. No 14 off		NZL	8	<u>CLAXTON Jaimee</u>
31:35	Shot GK save		NZL	22	<u>FLYNN Gemma</u>	59:42	Sub. No 24 off		NZL	11	<u>CARR Stacey</u>
31:41	Shot Miss		NZL	21	<u>ROBERTS Niniwa</u>	60:20	PC		NZL		
32:17	Shot Goal	1-1	NZL	21	<u>ROBERTS Niniwa</u>	60:26	Shot PC Goal	3-2	NZL	10	<u>IGASAN Elizabeth</u>
32:41	Sub. No 4 off		ARG	11	<u>REBECCHI Carla</u>	60:29	Minor Injury		ARG	3	<u>AICEGA Magdalena</u>
32:44	Sub. No 2 off		NZL	1	<u>SHARLAND Kayla</u>	60:54	Shot Save		NZL	21	<u>ROBERTS Niniwa</u>
						61:19	Shot Miss		ARG	10	<u>GARCIA Agustina</u>
						61:51	Shot Miss		ARG	10	<u>GARCIA Agustina</u>
						62:02	Minor Injury		NZL	10	<u>IGASAN Elizabeth</u>
						62:34	PC		ARG		
						63:00	Shot PC GK save		ARG	27	<u>BARRIONUEVO Noel</u>
						63:05	Shot PC GK save		ARG	10	<u>GARCIA Agustina</u>
						63:21	PC		ARG		
						63:59	Shot PC Save		ARG	3	<u>AICEGA Magdalena</u>
						64:39	Sub. No 3 off		NZL	14	<u>NOAKES Kimberley</u>
						64:55	Sub. No 19 off		ARG	24	<u>BURKART Claudia</u>
						65:03	Sub. No 26 off		ARG	8	<u>AYMAR Luciana</u>
						65:43	Sub. No 22 off		NZL	17	<u>PAEWAI Caryn</u>
						66:54	Shot GK save		NZL	17	<u>PAEWAI Caryn</u>
						66:58	Shot GK save		NZL	8	<u>CLAXTON Jaimee</u>
						67:17	Sub. No 10 off		ARG	19	<u>RUSSO Marine</u>
						67:28	Sub. No 1 off		NZL	23	<u>DRYSDALE Tara</u>
						68:52	Sub. No 21		NZL	22	<u>FLYNN Gemma</u>

off
68:55 Sub. No 14 NZL 3 FORGESSON Krystal
off

Pool WB Standings

Rank	Teams	P	W	D	L	GF	GA	GD	Pts
1	GER	5	4	0	1	12	8	+4	12
2	ARG	5	3	2	0	13	7	+6	11
3	GBR	5	2	2	1	7	9	-2	8
4	USA	5	1	3	1	9	8	+1	6
5	JPN	5	1	1	3	5	7	-2	4
6	NZL	5	0	0	5	6	13	-7	0

Legend

AET - After Extra Time
G - Green Card
GF - Goals For
PC - Penalty Corner
Pts - Points
W - Matches Won
(C) - Captain

D - Matches Drawn
GA - Goals Against
L - Matches Lost
PS - Penalty Stroke
R - Red Card
Y - Yellow Card
(GK) - Goalkeeper

FG - Field Goal
GD - Goals Difference
P - Matches Played
PSC - Penalty Stroke Competition
S - Suspended
% - Conversion Percentage

21:58:02 18 AUG 2008
HOW400B15_C69 2.0

Match Highlights



WOMEN'S SEMIFINAL 1 MATCH W33

Olympic Green Hockey Stadium / WED 20 AUG 2008 / START TIME: 18:00

GER - Germany		Final Score		CHN - China	
		2-3			

Match No.: W33 **Time:** 18:00 **Weather Conditions:** Cloudy, 29C, Humidity 60%

Umpires: de la FUENTE Carolina(ARG) ; ASHTON-LUCY Julie(AUS)

Reserve Umpire: IPARRAGUIRRE Soledad(ARG)

Match Statistics

GER		Goals / Shots					Cards		CHN		Goals / Shots					Cards		
Coach: BEHRMANN Michael	Total	%	FG	PC	PS	G	Y	R	Coach: KIM Chang Back	Total	%	FG	PC	PS	G	Y	R	
2 BACHMANN Tina	0/1	0	0/1						1 MA Yibo (C)	1/4	25		1/4					1
4 HAASE Mandy									3 CHEN Zhaoxia									
7 KELLER Natascha	1/2	50	1/2						5 CHENG Hui	0/1	0	0/1						
9 HEINLEIN Martina									7 HUANG Junxia									
11 HOFFMANN Eileen									8 FU Baorong	0/5	0	0/4	0/1					
13 RODEWALD Marion (C)	0/1	0	0/1						9 LI Shuang									
14 SCHOLZ Katharina									10 GAO Lihua	1/3	33	1/2	0/1					1
16 RINNE Fanny	0/1	0		0/1					11 TANG Chunling	0/1	0	0/1						1
18 KUEHN Anke	0/4	0	0/4				1		12 ZHOU Wanfeng									
22 BEERMANN Janine	1/2	50	1/2						16 ZHANG Yimeng (GK)									
24 STOECKEL Maike	0/2	0	0/2						17 LI Hongxia	0/3	0	0/3						
25 MUELLER-WIELAND Janne									18 REN Ye	0/2	0	0/2						
26 SCHUETZE Christina									19 CHEN Qiuqi									
27 EIDMANN Pia									21 ZHAO Yudiao	1/1	100	1/1						
28 MUELLER Julia	0/2	0		0/2					22 SONG Qingling	0/1	0	0/1						
32 REYNOLDS Kristina (GK)									31 PAN Fengzhen (GK)									
Totals:	2/15	13	2/12	0/3			1		Totals:	3/21	14	2/15	1/6					3

Play By Play

Time	Action	Score	Team	No.	Player	Time	Action	Score	Team	No.	Player
First Half						Second Half					
00:47	Shot Save		GER	22	BEERMANN Janine	35:07	Sub. No 9 off		GER	22	BEERMANN Janine
01:57	PC		CHN			35:11	Sub. No 11 off		GER	25	MUELLER-WIELAND Janne
02:41	Shot PC Miss		CHN	8	FU Baorong	35:15	Sub. No 18 off		CHN	5	CHENG Hui
03:19	Shot GK save		GER	18	KUEHN Anke	35:38	Shot Goal	2-1	GER	22	BEERMANN Janine
03:22	Shot Goal	1-0	GER	7	KELLER Natascha	38:25	PC		CHN		
03:30	Green Card		CHN	1	MA Yibo	38:58	Shot PC Goal	2-2	CHN	1	MA Yibo
06:44	Sub. No 7 off		GER	11	HOFFMANN Eileen	40:02	Sub. No 17 off		CHN	18	REN Ye
07:37	Sub. No 22 off		GER	14	SCHOLZ Katharina	41:13	Sub. No 5 off		CHN	17	LI Hongxia
07:42	Sub. No 13 off		GER	26	SCHUETZE Christina	42:13	Sub. No 22 off		GER	14	SCHOLZ Katharina
07:50	Sub. No 22 off		CHN	18	REN Ye	42:16	Sub. No 13 off		GER	26	SCHUETZE Christina
09:13	Sub. No 8 off		CHN	21	ZHAO Yudiao	42:49	Sub. No 7 off		GER	11	HOFFMANN Eileen
09:44	Sub. No 5 off		CHN	22	SONG Qingling	42:54	Shot GK save		CHN	8	FU Baorong
10:40	Sub. No 24 off		GER	7	KELLER Natascha	44:18	Sub. No 18 off		GER	27	EIDMANN Pia
10:45	Sub. No 18 off		GER	27	EIDMANN Pia	44:22	Sub. No 24 off		GER	22	BEERMANN Janine
10:50	Sub. No 25 off		GER	9	HEINLEIN Martina	44:26	Sub. No 22 off		CHN	5	CHENG Hui
11:04	Sub. No 11 off		CHN	8	FU Baorong	45:39	Shot GK save		CHN	17	LI Hongxia
11:56	Shot Miss		CHN	18	REN Ye	45:43	Shot GK save		CHN	17	LI Hongxia
12:06	Sub. No 17 off		CHN	5	CHENG Hui	45:45	Shot GK save		CHN	5	CHENG Hui
12:51	Sub. No 26 off		GER	13	RODEWALD Marion	46:22	Sub. No 10 off		CHN	21	ZHAO Yudiao
12:55	Sub. No 14 off		GER	22	BEERMANN Janine	47:18	Sub. No 17 off		CHN	22	SONG Qingling
12:59	Sub. No 16 off		GER	18	KUEHN Anke	47:34	Sub. No 25 off		GER	9	HEINLEIN Martina
13:02	Sub. No 10 off		CHN	11	TANG Chunling	47:38	Sub. No 26 off		GER	13	RODEWALD Marion
14:50	Shot Miss		GER	13	RODEWALD Marion	47:41	Sub. No 11 off		GER	7	KELLER Natascha
15:00	Sub. No 5 off		CHN	17	LI Hongxia	47:45	Sub. No 16 off		GER	18	KUEHN Anke
15:15	Sub. No 11 off		GER	24	STOECKEL Maike	48:06	Sub. No 11 off		CHN	10	GAO Lihua
15:23	Sub. No 21 off		CHN	10	GAO Lihua	48:34	Sub. No 14 off		GER	24	STOECKEL Maike
16:05	Shot GK save		GER	2	BACHMANN Tina	48:42	Sub. No 5 off		CHN	17	LI Hongxia
16:13	Sub. No 4 off		GER	25	MUELLER-WIELAND Janne	48:49	Green Card		GER	18	KUEHN Anke

17:00	Sub. No 11 off		<u>CHN</u>	21	<u>ZHAO Yudiao</u>	49:19	Sub. No 8 off		<u>CHN</u>	11	<u>TANG Chunling</u>
17:13	Sub. No 27 off		<u>GER</u>	16	<u>RINNE Fanny</u>	50:56	Sub. No 4 off		<u>GER</u>	25	<u>MUELLER-WIELAND Janne</u>
18:17	Sub. No 7 off		<u>GER</u>	14	<u>SCHOLZ Katharina</u>	51:01	Sub. No 21 off		<u>CHN</u>	8	<u>FU Baorong</u>
19:30	PC		<u>CHN</u>			51:16	Sub. No 27 off		<u>GER</u>	16	<u>RINNE Fanny</u>
20:15	Shot PC GK save		<u>CHN</u>	1	<u>MA Yibo</u>	51:21	Sub. No 22 off		<u>CHN</u>	5	<u>CHENG Hui</u>
20:56	PC		<u>CHN</u>			51:27	Sub. No 24 off		<u>GER</u>	14	<u>SCHOLZ Katharina</u>
21:44	Shot PC GK save		<u>CHN</u>	1	<u>MA Yibo</u>	51:56	Shot Save		<u>CHN</u>	11	<u>TANG Chunling</u>
21:49	Sub. No 22 off		<u>GER</u>	11	<u>HOFFMANN Eileen</u>	51:58	Shot GK save		<u>CHN</u>	8	<u>FU Baorong</u>
21:54	Sub. No 17 off		<u>CHN</u>	5	<u>CHENG Hui</u>	51:59	PC		<u>CHN</u>		
22:22	Shot Miss		<u>CHN</u>	22	<u>SONG Qingling</u>	52:54	PC No Shot		<u>CHN</u>	10	<u>GAO Lihua</u>
22:30	Sub. No 9 off		<u>GER</u>	4	<u>HAASE Mandy</u>	52:59	PC		<u>CHN</u>		
22:34	Sub. No 13 off		<u>GER</u>	26	<u>SCHUETZE Christina</u>	53:25	Shot PC GK save		<u>CHN</u>	1	<u>MA Yibo</u>
23:46	Sub. No 18 off		<u>GER</u>	27	<u>EIDMANN Pia</u>	54:29	Sub. No 18 off		<u>CHN</u>	22	<u>SONG Qingling</u>
23:49	Sub. No 24 off		<u>GER</u>	7	<u>KELLER Natascha</u>	54:51	Sub. No 7 off		<u>GER</u>	11	<u>HOFFMANN Eileen</u>
23:54	Sub. No 18 off		<u>CHN</u>	17	<u>LI Hongxia</u>	54:55	Sub. No 9 off		<u>GER</u>	4	<u>HAASE Mandy</u>
24:42	Sub. No 10 off		<u>CHN</u>	11	<u>TANG Chunling</u>	54:58	Sub. No 22 off		<u>GER</u>	24	<u>STOECKEL Maike</u>
26:20	Sub. No 26 off		<u>GER</u>	13	<u>RODEWALD Marion</u>	55:08	Sub. No 10 off		<u>CHN</u>	21	<u>ZHAO Yudiao</u>
26:23	Sub. No 11 off		<u>GER</u>	22	<u>BEERMANN Janine</u>	55:40	Green Card		<u>CHN</u>	11	<u>TANG Chunling</u>
26:36	Sub. No 16 off		<u>GER</u>	18	<u>KUEHN Anke</u>	55:46	Sub. No 13 off		<u>GER</u>	26	<u>SCHUETZE Christina</u>
26:41	Sub. No 8 off		<u>CHN</u>	10	<u>GAO Lihua</u>	56:30	Shot Save		<u>GER</u>	24	<u>STOECKEL Maike</u>
28:01	Sub. No 11 off		<u>CHN</u>	18	<u>REN Ye</u>	56:33	Shot PC Miss		<u>GER</u>	28	<u>MUELLER Julia</u>
28:05	Sub. No 7 off		<u>GER</u>	24	<u>STOECKEL Maike</u>	56:36	Shot Save		<u>GER</u>	18	<u>KUEHN Anke</u>
28:26	Sub. No 21 off		<u>CHN</u>	8	<u>FU Baorong</u>	56:37	Sub. No 11 off		<u>CHN</u>	10	<u>GAO Lihua</u>
29:03	Shot GK save		<u>CHN</u>	8	<u>FU Baorong</u>	56:40	Sub. No 17 off		<u>CHN</u>	18	<u>REN Ye</u>
29:12	Sub. No 14 off		<u>GER</u>	11	<u>HOFFMANN Eileen</u>	56:47	Minor Injury		<u>CHN</u>	12	<u>ZHOU Wanfeng</u>
29:38	Sub. No 27 off		<u>GER</u>	16	<u>RINNE Fanny</u>	57:03	PC		<u>GER</u>		
30:03	Shot Goal	1-1	<u>CHN</u>	10	<u>GAO Lihua</u>	57:52	Shot GK save		<u>CHN</u>	10	<u>GAO Lihua</u>
30:11	Sub. No 22 off		<u>GER</u>	7	<u>KELLER Natascha</u>	57:55	Shot Goal	2-3	<u>CHN</u>	21	<u>ZHAO Yudiao</u>
30:22	Sub. No 25 off		<u>GER</u>	9	<u>HEINLEIN Martina</u>	58:23	Sub. No 14 off		<u>GER</u>	7	<u>KELLER Natascha</u>
31:16	Sub. No 17 off		<u>CHN</u>	11	<u>TANG Chunling</u>	58:27	Sub. No 18 off		<u>CHN</u>	17	<u>LI Hongxia</u>
32:20	Sub. No 5 off		<u>CHN</u>	17	<u>LI Hongxia</u>	58:44	Sub. No 8 off		<u>CHN</u>	11	<u>TANG Chunling</u>
32:25	Minor Injury		<u>GER</u>	7	<u>KELLER Natascha</u>	58:48	Shot Save		<u>GER</u>	18	<u>KUEHN Anke</u>
33:01	Shot GK save		<u>CHN</u>	17	<u>LI Hongxia</u>	58:59	Shot Save		<u>GER</u>	7	<u>KELLER Natascha</u>
33:45	Shot GK save		<u>CHN</u>	18	<u>REN Ye</u>	59:13	PC		<u>GER</u>		
						59:52	Shot PC GK save		<u>GER</u>	16	<u>RINNE Fanny</u>
						59:58	Sub. No 21 off		<u>CHN</u>	8	<u>FU Baorong</u>
						60:28	Sub. No 22 off		<u>CHN</u>	18	<u>REN Ye</u>
						61:11	Minor Injury		<u>GER</u>	4	<u>HAASE Mandy</u>
						61:16	Sub. No 8 off		<u>CHN</u>	21	<u>ZHAO Yudiao</u>
						61:52	Sub. No 11 off		<u>GER</u>	22	<u>BEERMANN Janine</u>
						62:08	Shot GK save		<u>GER</u>	24	<u>STOECKEL Maike</u>
						62:15	Sub. No 21 off		<u>CHN</u>	8	<u>FU Baorong</u>
						62:46	Sub. No 26 off		<u>GER</u>	13	<u>RODEWALD Marion</u>
						62:56	Sub. No 5 off		<u>CHN</u>	22	<u>SONG Qingling</u>
						63:04	Sub. No 24 off		<u>GER</u>	14	<u>SCHOLZ Katharina</u>
						64:07	Sub. No 8 off		<u>CHN</u>	21	<u>ZHAO Yudiao</u>
						64:16	Sub. No 18 off		<u>CHN</u>	5	<u>CHENG Hui</u>
						64:43	Sub. No 7 off		<u>GER</u>	11	<u>HOFFMANN Eileen</u>
						65:05	Sub. No 21 off		<u>CHN</u>	8	<u>FU Baorong</u>
						66:30	Sub. No 22 off		<u>GER</u>	24	<u>STOECKEL Maike</u>
						66:41	Green Card		<u>CHN</u>	10	<u>GAO Lihua</u>
						66:49	Sub. No 10 off		<u>CHN</u>	21	<u>ZHAO Yudiao</u>
						67:04	Sub. No 5 off		<u>CHN</u>	18	<u>REN Ye</u>
						67:36	Shot Miss		<u>CHN</u>	8	<u>FU Baorong</u>
						68:03	Sub. No 21 off		<u>CHN</u>	10	<u>GAO Lihua</u>
						68:45	Sub. No 14 off		<u>GER</u>	7	<u>KELLER Natascha</u>
						69:22	Shot Save		<u>GER</u>	18	<u>KUEHN Anke</u>
						69:27	PC		<u>GER</u>		
						70+	PC No Shot		<u>GER</u>	28	<u>MUELLER Julia</u>

AET - After Extra Time
G - Green Card
GF - Goals For
PC - Penalty Corner
Pts - Points
W - Matches Won
(C) - Captain

D - Matches Drawn
GA - Goals Against
L - Matches Lost
PS - Penalty Stroke
R - Red Card
Y - Yellow Card
(GK) - Goalkeeper

Legend

FG - Field Goal
GD - Goals Difference
P - Matches Played
PSC - Penalty Stroke Competition
S - Suspended
% - Conversion Percentage

19:28:42 20 AUG 2008
HOW400201_C69 1.0

Match Highlights



WOMEN'S SEMIFINAL 2 MATCH W34

Olympic Green Hockey Stadium / WED 20 AUG 2008 / START TIME: 20:30

NED - Netherlands		Final Score		ARG - Argentina	
		5-2			

Match No.: W34 **Time:** 20:30 **Weather Conditions:** Cloudy, 29C, Humidity 60%

Umpires: de KLERK Marelize(RSA) ; GARNETT Sarah(NZL)

Reserve Umpire: SOMA Chieko(JPN)

Match Statistics

NED		Goals / Shots					Cards			ARG		Goals / Shots					Cards		
Coach: LAMMERS Marc		Total	%	FG	PC	PS	G	Y	R	Coach: MINADEO Gabriel		Total	%	FG	PC	PS	G	Y	R
1	de ROEVER Lisanne (GK)									1	SUCCI Belen (GK)								
3	MULDER Eefke	0/1	0		0/1					3	AICEGA Magdalena (C)								
4	MOREIRA de MELO Fatima (C)	0/1	0	0/1						4	LUCHETTI Rosario								
7	van GEENHUIZEN Miek	0/1	0	0/1						7	GULLA Alejandra	1/1	100	1/1				1	1
9	DIJKSTRA Wieke									8	AYMAR Luciana	0/2	0	0/2					
11	GODERIE Maartje									10	GARCIA Agustina	0/1	0	0/1					
12	WELTEN Lidewij	0/1	0	0/1						11	REBECCHI Carla	0/1	0	0/1					
13	SMABERS Minke									12	GONZALEZ OLIVA Mariana								
14	BOOIJ Minke									14	MARGALOT Mercedes								
15	SCHOPMAN Janneke									15	HERNANDEZ Maria de la Paz								
17	PAUMEN Maartje	3/4	75		3/4					16	ROSSI Mariana								
18	van AS Naomi									18	VUKOJICIC Paola (GK)								
19	HOOG Ellen	1/3	33	1/3						19	RUSSO Marine	1/2	50	1/2					
21	POLKAMP Sophie									24	BURKART Claudia	0/1	0	0/1					
24	de GOEDE Eva	0/2	0	0/2						26	KANEVSKY Giselle	0/1	0	0/1					
27	AGLIOTTI Marilyn	1/3	33	1/3						27	BARRIONUEVO Noel	0/2	0	0/2					
Totals:		5/16	31	2/11	3/5					Totals:	2/11	18	2/8	0/3			1	1	

Play By Play

Time	Action	Score	Team	No.	Player	Time	Action	Score	Team	No.	Player
First Half						Second Half					
02:26	Shot Save		NED	24	de GOEDE Eva	35:06	Sub. No 12 off		NED	4	MOREIRA de MELO Fatima
02:29	PC		NED			35:08	Sub. No 18 off		NED	19	HOOG Ellen
03:13	Shot PC Save		NED	3	MULDER Eefke	35:12	Sub. No 27 off		NED	21	POLKAMP Sophie
05:24	Shot GK save		NED	19	HOOG Ellen	35:16	Sub. No 3 off		ARG	11	REBECCHI Carla
07:28	PC		NED			35:20	Sub. No 4 off		ARG	19	RUSSO Marine
08:09	Shot PC GK save		NED	17	PAUMEN Maartje	37:48	Shot GK save		NED	24	de GOEDE Eva
08:17	PC		NED			39:20	Shot Miss		ARG	8	AYMAR Luciana
08:35	Shot PC Goal	1-0	NED	17	PAUMEN Maartje	39:29	Sub. No 24 off		NED	27	AGLIOTTI Marilyn
09:44	Sub. No 19 off		NED	18	van AS Naomi	40:03	Shot GK save		NED	4	MOREIRA de MELO Fatima
09:56	Sub. No 4 off		NED	12	WELTEN Lidewij	40:12	Sub. No 19 off		NED	18	van AS Naomi
09:58	Sub. No 24 off		NED	27	AGLIOTTI Marilyn	40:19	Sub. No 4 off		NED	12	WELTEN Lidewij
10:36	Sub. No 24 off		ARG	19	RUSSO Marine	41:21	Sub. No 27 off		ARG	3	AICEGA Magdalena
11:20	Sub. No 11 off		ARG	15	HERNANDEZ Maria de la Paz	42:10	Sub. No 11 off		ARG	26	KANEVSKY Giselle
11:42	Sub. No 7 off		ARG	4	LUCHETTI Rosario	42:14	Sub. No 7 off		ARG	15	HERNANDEZ Maria de la Paz
12:43	Sub. No 11 off		NED	9	DIJKSTRA Wieke	43:18	Sub. No 10 off		ARG	4	LUCHETTI Rosario
13:35	Sub. No 10 off		ARG	11	REBECCHI Carla	43:28	Sub. No 7 off		NED	3	MULDER Eefke
14:50	Sub. No 3 off		NED	7	van GEENHUIZEN Miek	46:16	PC		NED		
17:20	Shot Miss		NED	27	AGLIOTTI Marilyn	46:57	Shot PC Goal	4-0	NED	17	PAUMEN Maartje
18:14	Sub. No 12 off		ARG	24	BURKART Claudia	47:10	Sub. No 11 off		NED	9	DIJKSTRA Wieke
18:31	Shot Save		ARG	19	RUSSO Marine	47:16	Sub. No 15 off		ARG	7	GULLA Alejandra
18:33	PC		ARG			47:20	Sub. No 4 off		ARG	11	REBECCHI Carla
19:11	Shot PC Miss		ARG	27	BARRIONUEVO Noel	47:35	Sub. No 26 off		ARG	10	GARCIA Agustina

19:23	PC		ARG					48:03	Shot GK save		ARG	8	<u>AYMAR Luciana</u>
19:58	Shot PC Save		ARG	27	<u>BARRIONUEVO Noel</u>			48:28	Sub. No 12 off		NED	4	<u>MOREIRA de MELO Fatima</u>
20:37	Sub. No 21 off		NED	24	<u>de GOEDE Eva</u>			49:18	Sub. No 18 off		NED	19	<u>HOOG Ellen</u>
20:52	Sub. No 4 off		ARG	10	<u>GARCIA Agustina</u>			49:29	Shot GK save		ARG	11	<u>REBECCHI Carla</u>
20:55	Sub. No 15 off		ARG	7	<u>GULLA Alejandra</u>			49:52	PC		ARG		
21:57	Sub. No 18 off		NED	19	<u>HOOG Ellen</u>			50:39	Shot PC Save		ARG	24	<u>BURKART Claudia</u>
22:04	Sub. No 27 off		NED	3	<u>MULDER Eefke</u>			51:45	Sub. No 3 off		NED	7	<u>van GEENHUIZEN Miek</u>
22:07	Sub. No 12 off		NED	4	<u>MOREIRA de MELO Fatima</u>			53:59	Sub. No 21 off		NED	24	<u>de GOEDE Eva</u>
22:24	Sub. No 8 off		ARG	26	<u>KANEVSKY Giselle</u>			54:02	Sub. No 4 off		NED	12	<u>WELTEN Lidewij</u>
22:53	Shot GK save		ARG	26	<u>KANEVSKY Giselle</u>			54:45	Sub. No 27 off		NED	11	<u>GODERIE Maartje</u>
23:21	Sub. No 9 off		NED	11	<u>GODERIE Maartje</u>			56:12	Sub. No 19 off		NED	18	<u>van AS Naomi</u>
24:56	Shot Miss		NED	19	<u>HOOG Ellen</u>			58:57	Shot Goal	4-1	ARG	19	<u>RUSSO Marine</u>
24:57	PC		NED					59:10	Sub. No 10 off		ARG	4	<u>LUCHETTI Rosario</u>
24:59	Shot PC Goal	2-0	NED	17	<u>PAUMEN Maartje</u>			59:15	Sub. No 9 off		NED	3	<u>MULDER Eefke</u>
26:00	Sub. No 26 off		ARG	8	<u>AYMAR Luciana</u>			61:24	Sub. No 12 off		NED	4	<u>MOREIRA de MELO Fatima</u>
26:03	Sub. No 19 off		ARG	12	<u>GONZALEZ OLIVA Mariana</u>			61:53	Yellow Card		ARG	7	<u>GULLA Alejandra</u>
30:06	Sub. No 3 off		NED	27	<u>AGLIOTTI Marilyn</u>			61:54	Sub. No 18 off		NED	19	<u>HOOG Ellen</u>
30:20	Shot GK save		NED	7	<u>van GEENHUIZEN Miek</u>			61:57	Sub. No 3 off		NED	27	<u>AGLIOTTI Marilyn</u>
30:25	Shot Goal	3-0	NED	27	<u>AGLIOTTI Marilyn</u>			65:16	Sub. No 4 off		ARG	10	<u>GARCIA Agustina</u>
30:41	Sub. No 4 off		NED	12	<u>WELTEN Lidewij</u>			65:21	Sub. No 19 off		ARG	26	<u>KANEVSKY Giselle</u>
30:44	Sub. No 19 off		NED	18	<u>van AS Naomi</u>			66:16	Sub. No 11 off		ARG	15	<u>HERNANDEZ Maria de la Paz</u>
31:16	Green Card		ARG	7	<u>GULLA Alejandra</u>			67:12	Shot Goal	5-1	NED	19	<u>HOOG Ellen</u>
32:26	Shot Miss		NED	12	<u>WELTEN Lidewij</u>			67:15	Suspension Ends		ARG	7	<u>GULLA Alejandra</u>
33:15	Sub. No 11 off		ARG	4	<u>LUCHETTI Rosario</u>			68:40	Shot Goal	5-2	ARG	7	<u>GULLA Alejandra</u>
33:21	Shot GK save		NED	27	<u>AGLIOTTI Marilyn</u>								
34:37	Shot Miss		ARG	10	<u>GARCIA Agustina</u>								

Legend

AET - After Extra Time
G - Green Card
GF - Goals For
PC - Penalty Corner
Pts - Points
W - Matches Won
(C) - Captain

D - Matches Drawn
GA - Goals Against
L - Matches Lost
PS - Penalty Stroke
R - Red Card
Y - Yellow Card
(GK) - Goalkeeper

FG - Field Goal
GD - Goals Difference
P - Matches Played
PSC - Penalty Stroke Competition
S - Suspended
% - Conversion Percentage

Match Highlights



WOMEN'S CLASSIFICATION 11-12 MATCH W35

Olympic Green Hockey Stadium / FRI 22 AUG 2008 / START TIME: 08:30

RSA - South Africa	Final Score	NZL - New Zealand
	4-1	

Match No.: W35 **Time:** 08:30 **Weather Conditions:** Sunny, 24C, Humidity 75%

Umpires: LEE Keum Ju(KOR) ; METCHETTE Carol(IRL)

Reserve Umpire: WOOLLEY Minka(AUS)

Match Statistics

RSA		Goals / Shots					Cards			NZL		Goals / Shots					Cards		
Coach: KING Jennifer		Total	%	FG	PC	PS	G	Y	R	Coach: TOWNS Kevin		Total	%	FG	PC	PS	G	Y	R
1	<u>RIX Mariette</u> (GK)									1	<u>SHARLAND Kayla</u>								1
2	<u>MANGISA Vuyisanani</u> (GK)									2	<u>NAYLOR Emily</u>	0/1	0	0/1					
3	<u>HECTOR Kate</u>	0/5	0	0/1	0/4					3	<u>FORGESSON Krystal</u>								1
5	<u>HOSKING Taryn</u>									4	<u>SAUNDERS Kate</u>								
7	<u>BROWN Cindy</u>	1/2	50		1/2					8	<u>CLAXTON Jaimee</u>								
8	<u>MARESCIA Marsha</u> (C)	1/2	50		1/2					10	<u>IGASAN Elizabeth</u> (C)	0/3	0		0/3				
10	<u>RUSSELL Shelley</u>									11	<u>CARR Stacey</u>	0/2	0	0/2					
13	<u>DEETLEFS Lisa-Marie</u>	0/1	0		0/1					13	<u>GALLETLY Joanne</u>								
16	<u>WILSON Jennifer</u>	1/4	25	1/4						14	<u>NOAKES Kimberley</u>								
17	<u>GEORGE Lesle-Ann</u>									15	<u>JURGELEIT Beth</u> (GK)								
18	<u>RYAN Vida</u>	1/1	100	1/1						17	<u>PAEWAI Caryn</u>								
19	<u>RYAN Vidette</u>									21	<u>ROBERTS Niniwa</u>	0/2	0		0/2				
21	<u>MARAIS Lenise</u>	0/1	0	0/1						22	<u>FLYNN Gemma</u>	1/2	50	0/1	1/1				
22	<u>TAYLOR Kathleen</u>	0/3	0	0/3				1		23	<u>DRYSDALE Tara</u>								
24	<u>BUTLER Fiona</u>									24	<u>HORVATH Sheree</u>								
29	<u>BRIGHT Tarryn</u>									26	<u>WAWATAI Anita</u> (GK)								
Totals:		4/19	21	2/10	2/9			1		Totals:	1/10	10	0/4	1/6			1	1	

Play By Play

Time	Action	Score	Team	No.	Player	Time	Action	Score	Team	No.	Player
First Half						Second Half					
00:38	PC		RSA			35:19	Sub. No 18 off		RSA	8	<u>MARESCIA Marsha</u>
01:13	Shot PC Miss		RSA	3	<u>HECTOR Kate</u>	35:22	Sub. No 24 off		RSA	10	<u>RUSSELL Shelley</u>
01:16	PC		RSA			35:25	Sub. No 1 off		NZL	2	<u>NAYLOR Emily</u>
01:41	Shot PC GK save		RSA	7	<u>BROWN Cindy</u>	35:28	Sub. No 4 off		NZL	3	<u>FORGESSON Krystal</u>
04:15	Shot Miss		RSA	16	<u>WILSON Jennifer</u>	35:30	Sub. No 8 off		NZL	11	<u>CARR Stacey</u>
05:33	PC		NZL			35:34	Sub. No 21 off		NZL	22	<u>FLYNN Gemma</u>
06:14	Shot PC Miss		NZL	10	<u>IGASAN Elizabeth</u>	38:36	Shot Miss		NZL	11	<u>CARR Stacey</u>
08:46	Sub. No 8 off		NZL	14	<u>NOAKES Kimberley</u>	40:58	Sub. No 3 off		RSA	24	<u>BUTLER Fiona</u>
09:16	PC		NZL			41:19	Shot Save		RSA	21	<u>MARAIS Lenise</u>
10:11	Shot PC Save		NZL	10	<u>IGASAN Elizabeth</u>	41:58	Sub. No 17 off		NZL	21	<u>ROBERTS Niniwa</u>
11:30	Shot Miss		RSA	22	<u>TAYLOR Kathleen</u>	42:37	Sub. No 13 off		NZL	8	<u>CLAXTON Jaimee</u>
11:37	Sub. No 21 off		NZL	22	<u>FLYNN Gemma</u>	43:30	Shot GK save		NZL	2	<u>NAYLOR Emily</u>
12:25	Green Card		NZL	1	<u>SHARLAND Kayla</u>	43:37	Sub. No 10 off		RSA	18	<u>RYAN Vida</u>
12:31	PC		RSA			44:05	PC		NZL		
12:56	Shot PC Save		RSA	3	<u>HECTOR Kate</u>	44:56	Shot PC GK save		NZL	21	<u>ROBERTS Niniwa</u>
12:59	Sub. No 18 off		RSA	10	<u>RUSSELL Shelley</u>	45:13	Sub. No 23 off		NZL	1	<u>SHARLAND Kayla</u>
13:01	Shot PC Goal	1-0	RSA	8	<u>MARESCIA Marsha</u>	47:00	Shot Miss		NZL	22	<u>FLYNN Gemma</u>
13:20	Sub. No 1 off		NZL	23	<u>DRYSDALE Tara</u>	47:11	Sub. No 10 off		NZL	4	<u>SAUNDERS Kate</u>
13:24	Sub. No 3 off		NZL	8	<u>CLAXTON Jaimee</u>	48:12	Sub. No 22 off		NZL	17	<u>PAEWAI Caryn</u>
13:58	Sub. No 21 off		RSA	24	<u>BUTLER Fiona</u>	48:35	Sub. No 16 off		RSA	3	<u>HECTOR Kate</u>
14:41	Sub. No 17 off		NZL	21	<u>ROBERTS Niniwa</u>	49:45	Yellow Card		NZL	3	<u>FORGESSON Krystal</u>
15:41	Minor Injury		RSA	5	<u>HOSKING Taryn</u>	49:45	Sub. No 24 off		RSA	16	<u>WILSON Jennifer</u>
15:55	PC		NZL			50:17	Shot Goal	3-1	RSA	18	<u>RYAN Vida</u>
16:39	Shot PC Goal	1-1	NZL	22	<u>FLYNN Gemma</u>	50:24	Sub. No 21 off		RSA	24	<u>BUTLER Fiona</u>
17:56	Shot GK save		RSA	22	<u>TAYLOR Kathleen</u>	50:37	Sub. No 11 off		NZL	13	<u>GALLETLY Joanne</u>
18:04	PC		RSA			50:40	Sub. No 4 off		NZL	10	<u>IGASAN Elizabeth</u>
19:01	Shot PC Save		RSA	3	<u>HECTOR Kate</u>	52:03	Sub. No 21 off		NZL	22	<u>FLYNN Gemma</u>
19:03	PC		RSA			53:24	Sub. No 2 off		NZL	23	<u>DRYSDALE Tara</u>
19:32	Shot PC Save		RSA	3	<u>HECTOR Kate</u>	54:46	Suspension Ends		NZL	3	<u>FORGESSON Krystal</u>
19:34	PC		RSA			56:24	Sub. No 17 off		NZL	21	<u>ROBERTS Niniwa</u>

20:03	Shot PC Save	RSA	8	MARESCIA Marsha	56:49	Shot Miss	RSA	22	TAYLOR Kathleen
20:10	Sub. No 22 off	NZL	17	PAEWAI Caryn	57:01	Sub. No 8 off	RSA	21	MARAIS Lenise
20:43	Shot Miss	RSA	16	WILSON Jennifer	57:20	Sub. No 22 off	RSA	10	RUSSELL Shelley
21:01	Sub. No 14 off	NZL	3	FORGESSON Krystal	57:50	PC	RSA		
21:43	Sub. No 2 off	NZL	1	SHARLAND Kayla	58:30	Shot PC Goal	4-1 RSA	7	BROWN Cindy
21:52	Green Card	RSA	22	TAYLOR Kathleen	58:47	Sub. No 14 off	NZL	11	CARR Stacey
22:35	Sub. No 19 off	RSA	13	DEETLEFS Lisa-Marie	59:00	Sub. No 24 off	NZL	4	SAUNDERS Kate
23:15	PC	NZL			61:07	Sub. No 23 off	NZL	2	NAYLOR Emily
24:13	Shot PC Miss	NZL	21	ROBERTS Niniwa	61:22	Sub. No 19 off	RSA	13	DEETLEFS Lisa-Marie
24:22	Minor Injury	RSA	5	HOSKING Taryn	62:19	Sub. No 8 off	NZL	14	NOAKES Kimberley
24:27	Sub. No 21 off	NZL	22	FLYNN Gemma	62:28	Shot Miss	RSA	16	WILSON Jennifer
24:31	Sub. No 17 off	RSA	21	MARAIS Lenise	62:39	Sub. No 1 off	RSA	2	MANGISA Vuyisanani
24:52	Sub. No 23 off	NZL	2	NAYLOR Emily	62:34	Sub. No 17 off	RSA	8	MARESCIA Marsha
24:55	Sub. No 8 off	NZL	14	NOAKES Kimberley	63:25	PC	NZL		
25:06	Sub. No 5 off	RSA	19	RYAN Vidette	64:32	Shot PC Save	NZL	10	IGASAN Elizabeth
25:53	Sub. No 22 off	RSA	18	RYAN Vida	64:37	Sub. No 22 off	NZL	17	PAEWAI Caryn
27:21	Sub. No 11 off	NZL	24	HORVATH Sheree	64:40	Sub. No 10 off	RSA	22	TAYLOR Kathleen
28:07	Sub. No 8 off	RSA	17	GEORGE Leslie-Ann	65:57	Sub. No 3 off	NZL	8	CLAXTON Jaimee
28:11	Sub. No 1 off	NZL	23	DRYSDALE Tara	67:06	Shot Save	NZL	11	CARR Stacey
28:45	Shot GK save	RSA	3	HECTOR Kate					
28:50	PC	RSA							
29:50	Shot PC GK save	RSA	13	DEETLEFS Lisa-Marie					
29:57	Sub. No 22 off	NZL	21	ROBERTS Niniwa					
30:01	Sub. No 3 off	NZL	8	CLAXTON Jaimee					
30:04	Sub. No 10 off	RSA	22	TAYLOR Kathleen					
31:55	Sub. No 13 off	RSA	5	HOSKING Taryn					
31:59	Sub. No 2 off	NZL	1	SHARLAND Kayla					
33:33	Shot Goal	2-1 RSA	16	WILSON Jennifer					

Legend

AET - After Extra Time
 G - Green Card
 GF - Goals For
 PC - Penalty Corner
 Pts - Points
 W - Matches Won
 (C) - Captain

D - Matches Drawn
 GA - Goals Against
 L - Matches Lost
 PS - Penalty Stroke
 R - Red Card
 Y - Yellow Card
 (GK) - Goalkeeper

FG - Field Goal
 GD - Goals Difference
 P - Matches Played
 PSC - Penalty Stroke Competition
 S - Suspended
 % - Conversion Percentage

Note

RSA scorers updated

12:32:24 22 AUG 2008
 HOW400106_C69 4.0



MATCH REPORT

比赛报告 / BILAN DU MATCH

Date: WED 20 AUG 2008 Time: 08:30 Classification: 9 - 10 Venue: Olympic Green Hockey Stadium Pitch: 1 Match No.: W31

Result

KOR-Korea

Full Time	2 - 1
Halftime	1 - 0

JPN-Japan

Time on	Shirt No.	Name	▼ Green	■ Yellow	● Red
X	1	MOON Young Hui (GK)			
	3	CHO Hye Sook			
X	5	KIM Young Ran			
X	7	LEE Seon Ok (C)	27		
X	8	KIM Jung Hee			
X	9	PARK Mi Hyun			
10	10	KIM Jin Kyoung		67	
X	11	KIM Mi Seon			
X	12	KIM Jong Eun			
X	14	EUM Mi Young			
X	15	GIM Sung Hee			
13	17	SEO Hye Jin			
X	18	PARK Jeong Sook			
X	19	KIM Eun Sil			
11	22	KIM Darae			
18	23	HAN Hye Lyoung			
Coach		HAN Jin Soo			

Time on	Shirt No.	Name	▼ Green	■ Yellow	● Red
X	1	OKAMURA Ikuko (GK)			
X	2	MIURA Keiko			
X	4	ONO Mayumi			
16	5	KIMURA Chie			
X	6	KOMAZAWA Rika			
16	7	NAKAGAWA Miyuki			
X	8	MORIMOTO Sakae			
X	9	CHIBA Kaori			
X	10	YAMAMOTO Yukari			
X	11	TSUKUI Toshie			
X	13	IWAO Sachimi			
X	14	KATO Akemi (C)			
X	15	KOMORI Tomomi			
16	18	OZAWA Misaki			
	20	KOZAKURA Chinami			
	22	YOSHIKAWA Yuka (GK)			
Coach		YOO Seung Jin (KOR)			

Team Manager	Signature
YOO Duk	
Umpire	Signature
SPITALERI Gina (ITA)	
Judge	Signature
MARTENS-HODGES Stephanie (SIN)	
Technical Officer	Signature
STERN Rosie (AUS)	

Team Manager	Signature
ONDA Masashi	
Umpire	Signature
ROACH Lisa (AUS)	
Judge	Signature
TUERO Ana (ESP)	
Reserve Umpire	Signature
MIAO Lin (CHN)	

Team	Minute	Shirt No.	Action	Score
KOR	12	18	PC	1 - 0
JPN	43	6	FG	1 - 1
KOR	49	18	FG	2 - 1

Team	Minute	Shirt No.	Action	Score

Team	Minute	Shirt No.	Action	Score
Golden Goal				

Remarks

Tournament Director - ELLIS Janet (CAN)

Legend:	(C) Captain	(GK) Goalkeeper	X Starting Player
----------------	-------------	-----------------	-------------------

Match Highlights



WOMEN'S CLASSIFICATION 9-10 MATCH W31

Olympic Green Hockey Stadium / WED 20 AUG 2008 / START TIME: 08:30

KOR - Korea		Final Score		JPN - Japan	
		2-1			
Match No.:	W31	Time:	08:30	Weather Conditions:	Sunny, 24C, Humidity 75%
Umpires:	SPITALERI Gina(ITA) ; ROACH Lisa(AUS)				
Reserve Umpire:	MIAO Lin(CHN)				

Match Statistics

KOR		Goals / Shots					Cards		JPN		Goals / Shots					Cards			
Coach: HAN Jin Soo		Total	%	FG	PC	PS	G	Y	R	Coach: YOO Seung Jin		Total	%	FG	PC	PS	G	Y	R
1	<u>MOON Young Hui</u> (GK)									1	<u>OKAMURA Ikuko</u> (GK)								
3	<u>CHO Hye Sook</u>										2	<u>MIURA Keiko</u>	0/6	0			0/6		
5	<u>KIM Young Ran</u>										4	<u>ONO Mayumi</u>							
7	<u>LEE Seon Ok</u> (C)	0/1	0		0/1		1				5	<u>KIMURA Chie</u>	0/2	0			0/2		
8	<u>KIM Jung Hee</u>										6	<u>KOMAZAWA Rika</u>	1/2	50			1/2		
9	<u>PARK Mi Hyun</u>	0/1	0	0/1							7	<u>NAKAGAWA Miyuki</u>							
10	<u>KIM Jin Kyoung</u>							1			8	<u>MORIMOTO Sakae</u>	0/1	0			0/1		
11	<u>KIM Mi Seon</u>										9	<u>CHIBA Kaori</u>							
12	<u>KIM Jong Eun</u>	0/1	0	0/1							10	<u>YAMAMOTO Yukari</u>	0/1	0			0/1		
14	<u>EUM Mi Young</u>										11	<u>TSUKUI Toshie</u>							
15	<u>GIM Sung Hee</u>	0/2	0	0/2							13	<u>IWAO Sachimi</u>	0/1	0			0/1		
17	<u>SEO Hye Jin</u>										14	<u>KATO Akemi</u> (C)							
18	<u>PARK Jeong Sook</u>	2/2	100	1/1	1/1						15	<u>KOMORI Tomomi</u>	0/2	0			0/2		
19	<u>KIM Eun Sil</u>										18	<u>OZAWA Misaki</u>							
22	<u>KIM Darae</u>										20	<u>KOZAKURA Chinami</u>							
23	<u>HAN Hye Lyoung</u>										22	<u>YOSHIKAWA Yuka</u> (GK)							
Totals:		2/7	28	1/5	1/2		1	1		Totals:		1/15	6	1/8	0/7				

Play By Play

Time	Action	Score	Team	No.	Player	Time	Action	Score	Team	No.	Player
First Half						Second Half					
09:59	Sub. No 14 off		KOR	10	<u>KIM Jin Kyoung</u>	35:18	Sub. No 10 off		KOR	9	<u>PARK Mi Hyun</u>
10:28	Sub. No 11 off		KOR	22	<u>KIM Darae</u>	35:22	Sub. No 17 off		KOR	11	<u>KIM Mi Seon</u>
11:16	PC		KOR			35:26	Sub. No 22 off		KOR	12	<u>KIM Jong Eun</u>
11:59	Shot PC Goal	1-0	KOR	18	<u>PARK Jeong Sook</u>	35:29	Sub. No 23 off		KOR	15	<u>GIM Sung Hee</u>
12:20	Sub. No 15 off		KOR	17	<u>SEO Hye Jin</u>	35:34	Sub. No 5 off		JPN	4	<u>ONO Mayumi</u>
13:14	Sub. No 12 off		KOR	11	<u>KIM Mi Seon</u>	35:37	Sub. No 7 off		JPN	8	<u>MORIMOTO Sakae</u>
13:54	PC		KOR			35:40	Sub. No 18 off		JPN	15	<u>KOMORI Tomomi</u>
14:36	Shot PC Save		KOR	7	<u>LEE Seon Ok</u>	40:02	Shot GK save		JPN	15	<u>KOMORI Tomomi</u>
15:15	Sub. No 8 off		JPN	5	<u>KIMURA Chie</u>	40:06	PC		JPN		
15:57	Sub. No 9 off		JPN	7	<u>NAKAGAWA Miyuki</u>	40:44	Shot PC GK save		JPN	2	<u>MIURA Keiko</u>
16:00	Sub. No 15 off		JPN	18	<u>OZAWA Misaki</u>	41:03	Serious Injury		JPN	11	<u>TSUKUI Toshie</u>
17:30	Sub. No 9 off		KOR	23	<u>HAN Hye Lyoung</u>	41:37	Sub. No 11 off		JPN	5	<u>KIMURA Chie</u>
17:34	Sub. No 18 off		KOR	15	<u>GIM Sung Hee</u>	42:20	Shot Goal	1-1	JPN	6	<u>KOMAZAWA Rika</u>
20:20	Sub. No 22 off		KOR	12	<u>KIM Jong Eun</u>	44:08	Sub. No 14 off		KOR	10	<u>KIM Jin Kyoung</u>
20:27	Shot Miss		JPN	5	<u>KIMURA Chie</u>	45:14	Sub. No 9 off		KOR	23	<u>HAN Hye Lyoung</u>
21:57	Sub. No 18 off		JPN	9	<u>CHIBA Kaori</u>	45:25	Sub. No 12 off		KOR	22	<u>KIM Darae</u>
22:01	Sub. No 13 off		JPN	8	<u>MORIMOTO Sakae</u>	46:10	Sub. No 5 off		JPN	11	<u>TSUKUI Toshie</u>
22:40	Sub. No 5 off		JPN	15	<u>KOMORI Tomomi</u>	46:13	Shot Save		JPN	13	<u>IWAO Sachimi</u>
23:56	Sub. No 23 off		KOR	9	<u>PARK Mi Hyun</u>	46:19	Shot GK save		JPN	8	<u>MORIMOTO Sakae</u>
25:22	Sub. No 10 off		KOR	18	<u>PARK Jeong Sook</u>	46:34	Shot GK save		KOR	15	<u>GIM Sung Hee</u>
25:31	Sub. No 7 off		JPN	18	<u>OZAWA Misaki</u>	46:38	Sub. No 8 off		JPN	7	<u>NAKAGAWA Miyuki</u>
26:15	Green Card		KOR	7	<u>LEE Seon Ok</u>	46:53	Sub. No 11 off		KOR	17	<u>SEO Hye Jin</u>
26:54	Sub. No 4 off		JPN	13	<u>IWAO Sachimi</u>	46:59	Sub. No 15 off		JPN	5	<u>KIMURA Chie</u>
27:43	Sub. No 11 off		KOR	22	<u>KIM Darae</u>	48:12	Shot Goal	2-1	KOR	18	<u>PARK Jeong Sook</u>
28:13	Sub. No 12 off		KOR	23	<u>HAN Hye Lyoung</u>	48:34	Sub. No 18 off		KOR	14	<u>EUM Mi Young</u>
29:29	Sub. No 8 off		JPN	7	<u>NAKAGAWA Miyuki</u>	51:55	Shot GK save		JPN	6	<u>KOMAZAWA Rika</u>
29:58	Sub. No 15 off		JPN	5	<u>KIMURA Chie</u>	51:58	PC		JPN		
30:42	Sub. No 9 off		KOR	14	<u>EUM Mi Young</u>	52:42	Shot PC GK save		JPN	2	<u>MIURA Keiko</u>
31:42	Shot GK save		JPN	5	<u>KIMURA Chie</u>	52:48	Sub. No 10 off		KOR	18	<u>PARK Jeong Sook</u>
31:44	PC		JPN			52:51	Sub. No 22 off		KOR	9	<u>PARK Mi Hyun</u>

32:25	Shot PC GK save	<u>JPN</u>	2	<u>MIURA Keiko</u>	53:59	Sub. No 14 off	<u>KOR</u>	12	<u>KIM Jong Eun</u>
32:48	Sub. No 15 off	<u>KOR</u>	10	<u>KIM Jin Kyoung</u>	54:04	Sub. No 23 off	<u>KOR</u>	11	<u>KIM Mi Seon</u>
33:37	PC	<u>JPN</u>			54:19	PC	<u>JPN</u>		
34:19	Shot PC Miss	<u>JPN</u>	2	<u>MIURA Keiko</u>	55:01	Shot PC Save	<u>JPN</u>	2	<u>MIURA Keiko</u>
					55:05	Shot PC GK save	<u>JPN</u>	2	<u>MIURA Keiko</u>
					55:08	Shot PC Miss	<u>JPN</u>	10	<u>YAMAMOTO Yukari</u>
					55:57	Sub. No 9 off	<u>JPN</u>	8	<u>MORIMOTO Sakae</u>
					56:10	Shot Miss	<u>KOR</u>	12	<u>KIM Jong Eun</u>
					58:22	Shot Miss	<u>KOR</u>	9	<u>PARK Mi Hyun</u>
					61:10	Sub. No 17 off	<u>KOR</u>	14	<u>EUM Mi Young</u>
					61:12	Sub. No 7 off	<u>JPN</u>	9	<u>CHIBA Kaori</u>
					61:50	Sub. No 15 off	<u>KOR</u>	10	<u>KIM Jin Kyoung</u>
					62:34	Sub. No 12 off	<u>KOR</u>	23	<u>HAN Hye Lyoung</u>
					63:39	Sub. No 5 off	<u>JPN</u>	15	<u>KOMORI Tomomi</u>
					64:51	Sub. No 9 off	<u>KOR</u>	22	<u>KIM Darae</u>
					65:35	Sub. No 11 off	<u>KOR</u>	12	<u>KIM Jong Eun</u>
					66:36	Sub. No 14 off	<u>KOR</u>	17	<u>SEO Hye Jin</u>
					67:00	Yellow Card	<u>KOR</u>	10	<u>KIM Jin Kyoung</u>
					68:01	Sub. No 23 off	<u>KOR</u>	15	<u>GIM Sung Hee</u>
					69:06	Shot Miss	<u>JPN</u>	15	<u>KOMORI Tomomi</u>
					69:56	Shot Save	<u>KOR</u>	15	<u>GIM Sung Hee</u>
					70+	Suspension Ends	<u>KOR</u>	10	<u>KIM Jin Kyoung</u>

Legend

AET - After Extra Time
G - Green Card
GF - Goals For
PC - Penalty Corner
Pts - Points
W - Matches Won
(C) - Captain

D - Matches Drawn
GA - Goals Against
L - Matches Lost
PS - Penalty Stroke
R - Red Card
Y - Yellow Card
(GK) - Goalkeeper

FG - Field Goal
GD - Goals Difference
P - Matches Played
PSC - Penalty Stroke Competition
S - Suspended
% - Conversion Percentage

9:53:22 20 AUG 2008
HOW400105_C69 1.0



MATCH REPORT

比赛报告 / BILAN DU MATCH

Date: **WED 20 AUG 2008** Time: **11:00** Classification: **7 - 8** Venue: **Olympic Green Hockey Stadium** Pitch: **1** Match No.: **W32**

Result

ESP-Spain

Full Time	2 - 2
Halftime	1 - 1
Extra Time	3 - 2

USA-United States

Time on	Shirt No.	Name	▼ Green	■ Yellow	● Red
X	1	ROSA Maria Jesus (GK)			
X	2	MENENDEZ Julia			
X	3	YBARRA Rocio			
10	7	MALDA Barbara			
X	9	MUNOZ Silvia (C)			
X	10	BONASTRE Silvia			
X	11	ROMAGOSA Maria			
8	12	EJARQUE Marta			
X	13	HUERTAS Raquel			
X	14	SANCHEZ Pilar			
X	17	CAMON Nuria		72	
	19	LOPEZ de EGUILAZ Maria (GK)			
9	20	CRUZ Montse			
X	21	TERMENS Ester	54	64	
8	22	COMERMA Gloria	29		
X	23	OLIVA Georgina			
Coach		USOZ Pablo			

Time on	Shirt No.	Name	▼ Green	■ Yellow	● Red
X	3	LOY Angela			
X	4	DOTON Kelly			
19	7	GEY Jesse			
X	8	DAWSON Rachel			
X	10	SNOW Tiffany			
X	13	SMITH Keli			
21	15	SENSENG Dana			
X	17	LINGO Carrie		67	
15	19	NICHOLS Caroline			
X	22	BARBER Kate (C)			
X	23	FALGOWSKI Katelyn			
6	24	RIZZO Dina			
X	25	TRAN Amy (GK)			
X	26	BASHORE Kayla			
X	27	CRANDALL Lauren			
18	28	POWLEY Lauren			
Coach		BODIMEADE Lee (AUS)			

Team Manager	Signature
IMBERS Ivet	
Umpire	Signature
WOOLLEY Minka (AUS)	
Judge	Signature
MORROW Sheila (GBR)	
Technical Officer	Signature
BROWN Sheila (RSA)	

Team Manager	Signature
JENNINGS Steve	
Umpire	Signature
CONEN Ute (GER)	
Judge	Signature
LIU Huirong (CHN)	
Reserve Umpire	Signature
METCHETTE Carol (IRL)	

Team	Minute	Shirt No.	Action	Score
ESP	8	21	PC	1 - 0
USA	30	15	PC	1 - 1
USA	59	3	FG	1 - 2
ESP	68	13	FG	2 - 2

Team	Minute	Shirt No.	Action	Score

Team	Minute	Shirt No.	Action	Score
Golden Goal				
ESP	84	3	PC	3 - 2

Remarks

Tournament Director - ELLIS Janet (CAN)

Legend:	(C) Captain	(GK) Goalkeeper	X Starting Player
----------------	-------------	-----------------	-------------------

Match Highlights



WOMEN'S CLASSIFICATION 7-8 MATCH W32

Olympic Green Hockey Stadium / WED 20 AUG 2008 / START TIME: 11:00

ESP - Spain		Final Score		USA - United States	
		3-2, AET			

Match No.: W32 **Time:** 11:00 **Weather Conditions:** Sunny, 24C, Humidity 75%

Umpires: WOOLLEY Minka(AUS) ; CONEN Ute(GER)

Reserve Umpire: METCHETTE Carol(IRL)

Match Statistics

ESP		Goals / Shots					Cards		USA		Goals / Shots					Cards			
Coach: USOZ Pablo		Total	%	FG	PC	PS	G	Y	R	Coach: BODIMEADE Lee		Total	%	FG	PC	PS	G	Y	R
1	<u>ROSA Maria Jesus</u> (GK)									3	<u>LOY Angela</u>	1/3	33	1/3					
2	<u>MENENDEZ Julia</u>									4	<u>DOTON Kelly</u>	0/3	0	0/3					
3	<u>YBARRA Rocio</u>	1/2	50		1/2					7	<u>GEY Jesse</u>	0/1	0	0/1					
7	<u>MALDA Barbara</u>	0/1	0	0/1						8	<u>DAWSON Rachel</u>	0/1	0	0/1					
9	<u>MUNOZ Silvia</u> (C)	0/2	0	0/2						10	<u>SNOW Tiffany</u>	0/1	0	0/1					
10	<u>BONASTRE Silvia</u>									13	<u>SMITH Keli</u>	0/1	0	0/1					
11	<u>ROMAGOSA Maria</u>	0/4	0		0/4					15	<u>SENENIG Dana</u>	1/1	100	1/1					
12	<u>EJARQUE Marta</u>									17	<u>LINGO Carrie</u>	0/1	0	0/1					1
13	<u>HUERTAS Raquel</u>	1/2	50	1/2						19	<u>NICHOLS Caroline</u>								
14	<u>SANCHEZ Pilar</u>									22	<u>BARBER Kate</u> (C)	0/2	0	0/2					
17	<u>CAMON Nuria</u>	0/4	0	0/1	0/3			1		23	<u>FALGOWSKI Katelyn</u>								
19	<u>LOPEZ de EGUILAZ Maria</u> (GK)									24	<u>RIZZO Dina</u>								
20	<u>CRUZ Montse</u>									25	<u>TRAN Amy</u> (GK)								
21	<u>TERMENS Ester</u>	1/2	50	0/1	1/1		1	1		26	<u>BASHORE Kayla</u>	0/1	0	0/1					
22	<u>COMERMA Gloria</u>							1		27	<u>CRANDALL Lauren</u>								
23	<u>OLIVA Georgina</u>									28	<u>POWLEY Lauren</u>	0/1	0	0/1					
Totals:		3/17	17	1/7	2/10		2	2		Totals:	2/16	12	1/11	1/5					1

Play By Play

Time	Action	Score	Team	No.	Player	Time	Action	Score	Team	No.	Player
First Half						Second Half					
02:29	Shot Miss		ESP	13	<u>HUERTAS Raquel</u>	35:45	Sub. No 7 off		ESP	2	<u>MENENDEZ Julia</u>
06:00	Sub. No 10 off		USA	24	<u>RIZZO Dina</u>	35:48	Sub. No 11 off		ESP	10	<u>BONASTRE Silvia</u>
06:04	PC		ESP			35:52	Sub. No 20 off		ESP	13	<u>HUERTAS Raquel</u>
06:44	Shot PC Save		ESP	17	<u>CAMON Nuria</u>	35:58	Sub. No 22 off		ESP	17	<u>CAMON Nuria</u>
06:52	PC		ESP			36:04	Sub. No 15 off		USA	22	<u>BARBER Kate</u>
07:14	Shot PC GK save		ESP	17	<u>CAMON Nuria</u>	36:06	Sub. No 19 off		USA	26	<u>BASHORE Kayla</u>
07:19	Shot PC Goal	1-0	ESP	21	<u>TERMENS Ester</u>	36:17	Sub. No 28 off		USA	27	<u>CRANDALL Lauren</u>
07:39	Sub. No 2 off		ESP	22	<u>COMERMA Gloria</u>	42:55	Sub. No 27 off		USA	19	<u>NICHOLS Caroline</u>
07:47	Sub. No 14 off		ESP	12	<u>EJARQUE Marta</u>	43:00	Sub. No 13 off		ESP	20	<u>CRUZ Montse</u>
08:25	Sub. No 21 off		ESP	20	<u>CRUZ Montse</u>	43:08	Sub. No 21 off		ESP	22	<u>COMERMA Gloria</u>
09:20	Sub. No 9 off		ESP	7	<u>MALDA Barbara</u>	43:39	PC		ESP		
11:11	Shot Miss		USA	13	<u>SMITH Keli</u>	44:15	Shot PC Save		ESP	3	<u>YBARRA Rocio</u>
11:26	PC		USA			44:22	Sub. No 10 off		USA	24	<u>RIZZO Dina</u>
11:50	Shot PC Save		USA	4	<u>DOTON Kelly</u>	45:00	Shot GK save		USA	3	<u>LOY Angela</u>
12:16	Sub. No 13 off		ESP	9	<u>MUNOZ Silvia</u>	46:40	Sub. No 2 off		ESP	21	<u>TERMENS Ester</u>
12:20	Sub. No 23 off		ESP	21	<u>TERMENS Ester</u>	46:44	Sub. No 9 off		ESP	7	<u>MALDA Barbara</u>
12:33	PC		USA			47:57	Sub. No 12 off		ESP	11	<u>ROMAGOSA Maria</u>
13:25	Shot PC Save		USA	4	<u>DOTON Kelly</u>	48:16	Sub. No 3 off		USA	7	<u>GEY Jesse</u>
13:49	PC		ESP			48:55	Shot GK save		USA	22	<u>BARBER Kate</u>
14:26	Shot PC GK save		ESP	11	<u>ROMAGOSA Maria</u>	49:22	Sub. No 17 off		ESP	13	<u>HUERTAS Raquel</u>
14:42	Sub. No 13 off		USA	19	<u>NICHOLS Caroline</u>	49:54	Sub. No 24 off		USA	10	<u>SNOW Tiffany</u>
14:54	Sub. No 23 off		USA	10	<u>SNOW Tiffany</u>	51:08	Sub. No 20 off		ESP	9	<u>MUNOZ Silvia</u>
15:24	Sub. No 17 off		ESP	2	<u>MENENDEZ Julia</u>	51:12	Sub. No 23 off		ESP	2	<u>MENENDEZ Julia</u>
16:35	PC		ESP			52:39	Shot Miss		ESP	21	<u>TERMENS Ester</u>
17:12	Shot PC Save		ESP	11	<u>ROMAGOSA Maria</u>	52:50	PC		ESP		
17:31	Sub. No 3 off		USA	28	<u>POWLEY Lauren</u>	53:26	Shot PC Save		ESP	11	<u>ROMAGOSA Maria</u>
17:52	Shot Miss		ESP	7	<u>MALDA Barbara</u>	53:43	Sub. No 26 off		USA	28	<u>POWLEY Lauren</u>
18:15	Sub. No 17 off		USA	7	<u>GEY Jesse</u>	53:47	Sub. No 17 off		USA	15	<u>SENENIG Dana</u>
18:41	PC		ESP			53:59	Green Card		ESP	21	<u>TERMENS Ester</u>
19:11	Shot PC GK save		ESP	11	<u>ROMAGOSA Maria</u>	54:04	Sub. No 7 off		ESP	17	<u>CAMON Nuria</u>

19:53	Sub. No 20 off		ESP	13	HUERTAS Raquel	54:23	PC		ESP		
19:58	Sub. No 22 off		ESP	23	OLIVA Georgina	54:56	Shot PC Save		ESP	17	CAMON Nuria
20:52	Shot Miss		USA	7	GEY Jesse	55:50	Shot Save		ESP	9	MUNOZ Silvia
21:00	Sub. No 26 off		USA	15	SENENIG Dana	56:13	Sub. No 7 off		USA	3	LOY Angela
21:05	Sub. No 7 off		ESP	17	CAMON Nuria	57:02	Sub. No 15 off		USA	17	LINGO Carrie
22:12	Sub. No 7 off		USA	23	FALGOWSKI Katelyn	57:06	Sub. No 13 off		ESP	20	CRUZ Montse
22:32	Sub. No 27 off		USA	3	LOY Angela	58:47	Sub. No 22 off		ESP	23	OLIVA Georgina
24:04	Shot GK save		USA	8	DAWSON Rachel	58:59	Shot GK save		USA	3	LOY Angela
24:19	PC		USA			59:00	Shot Goal	1-2	USA	3	LOY Angela
25:11	Shot PC Save		USA	10	SNOW Tiffany	60:09	Sub. No 23 off		USA	27	CRANDALL Lauren
25:14	Shot PC GK save		USA	4	DOTON Kelly	60:14	Shot GK save		USA	17	LINGO Carrie
25:48	Sub. No 9 off		ESP	20	CRUZ Montse	62:08	Sub. No 10 off		USA	26	BASHORE Kayla
25:53	Sub. No 12 off		ESP	14	SANCHEZ Pilar	62:20	Sub. No 2 off		ESP	22	COMERMA Gloria
25:57	Sub. No 2 off		ESP	22	COMERMA Gloria	63:22	Sub. No 27 off		USA	23	FALGOWSKI Katelyn
26:05	Sub. No 24 off		USA	13	SMITH Keli	63:31	Yellow Card		ESP	21	TERMENS Ester
28:39	Green Card		ESP	22	COMERMA Gloria	65:27	Sub. No 11 off		ESP	13	HUERTAS Raquel
28:44	PC		USA			67:00	Yellow Card		USA	17	LINGO Carrie
29:36	Shot PC Goal	1-1	USA	15	SENENIG Dana	67:13	Shot GK save		USA	26	BASHORE Kayla
29:50	Sub. No 13 off		ESP	7	MALDA Barbara	67:28	Shot Goal	2-2	ESP	13	HUERTAS Raquel
29:52	Sub. No 10 off		ESP	12	EJARQUE Marta	67:36	Sub. No 3 off		USA	15	SENENIG Dana
30:53	Shot GK save		USA	22	BARBER Kate	68:01	Sub. No 13 off		ESP	11	ROMAGOSA Maria
31:30	Sub. No 17 off		ESP	9	MUNOZ Silvia	70+	Sub. No 22 off		ESP	2	MENENDEZ Julia
32:47	Shot GK save		USA	28	POWLEY Lauren						
34:02	Serious Injury		USA	22	BARBER Kate						
34:18	Sub. No 22 off		USA	17	LINGO Carrie						

Time	Action	Score	Team	No.	Player	Time	Action	Score	Team	No.	Player
First Extra Time						Second Extra Time					
72:00	Yellow Card		ESP	17	CAMON Nuria	78:33	Sub. No 2 off		ESP	21	TERMENS Ester
72:00	Suspension Ends		ESP	21	TERMENS Ester	80:02	Sub. No 13 off		ESP	20	CRUZ Montse
73:01	Suspension Ends		USA	17	LINGO Carrie	80:34	Shot Miss		ESP	17	CAMON Nuria
73:12	Sub. No 15 off		USA	3	LOY Angela	81:09	Shot Miss		ESP	9	MUNOZ Silvia
74:06	Sub. No 20 off		ESP	13	HUERTAS Raquel	81:39	Sub. No 23 off		USA	27	CRANDALL Lauren
75:41	Sub. No 28 off		USA	10	SNOW Tiffany	83:08	PC		ESP		
77:13	Sub. No 21 off		ESP	22	COMERMA Gloria	83:40	Shot PC Goal	3-2	ESP	3	YBARRA Rocio

Legend

AET - After Extra Time
G - Green Card
GF - Goals For
PC - Penalty Corner
Pts - Points
W - Matches Won
(C) - Captain

D - Matches Drawn
GA - Goals Against
L - Matches Lost
PS - Penalty Stroke
R - Red Card
Y - Yellow Card
(GK) - Goalkeeper

FG - Field Goal
GD - Goals Difference
P - Matches Played
PSC - Penalty Stroke Competition
S - Suspended
% - Conversion Percentage

12:51:27 20 AUG 2008
HOW400104_C69 2.0

Match Highlights



WOMEN'S CLASSIFICATION 5-6 MATCH W36

Olympic Green Hockey Stadium / FRI 22 AUG 2008 / START TIME: 11:00

AUS - Australia		Final Score		GBR - Great Britain	
		2-0			

Match No.: W36 **Time:** 11:00 **Weather Conditions:** Sunny, 24C, Humidity 75%

Umpires: GARNETT Sarah(NZL) ; MIAO Lin(CHN)

Reserve Umpire: BARTLEMA Stella(NED)

Match Statistics

AUS		Goals / Shots					Cards			GBR		Goals / Shots					Cards		
Coach: MURRAY Frank		Total	%	FG	PC	PS	G	Y	R	Coach: KERRY Danny		Total	%	FG	PC	PS	G	Y	R
4	EASTHAM Casey									2	STORRY Beth (GK)								
6	RIVERS Megan	0/1	0	0/1						3	WOODING Lisa	0/1	0	0/1					
7	WALKER Kim									4	PANTER Anne	0/1	0	0/1					
10	HOLLYWOOD Kate									5	CULLEN Crista	0/2	0	0/2					
11	HALLIDAY Emily									6	CLEWLOW Mel	0/1	0	0/1					
12	BLYTH Madonna	1/1	100	1/1						7	CRADDOCK Charlotte	0/1	0	0/1					
13	LIDDELOW Shelly									8	RICHARDSON Helen								
14	ARROLD Jessica									9	ELLIS Joanne Catherine								1
15	McGURK Kobie									10	WRIGHT Lucilla								
17	IMISON Rachel (GK)									11	WALSH Kate (C)								
24	LAMBERT Angela	0/3	0	0/3						12	ROGERS Chloe								
25	WELLS Melanie (C)									14	WALKER Rachel	0/1	0	0/1					
28	MUNRO Hope	1/5	20	1/4	0/1					15	DANSON Alex	0/1	0	0/1					
29	ATTARD Teneal									18	THOMAS Sarah								
30	YOUNG Sarah	0/1	0	0/1						19	BARTLETT Laura	0/2	0	0/2					
32	HUDSON Nicole	0/1	0	0/1						22	ELLIS Jo								
Totals:		2/12	16	2/8	0/4					Totals:	0/10	0	0/5	0/5					1

Play By Play

Time	Action	Score	Team	No.	Player	Time	Action	Score	Team	No.	Player
First Half						Second Half					
05:12	Shot GK save		GBR	14	WALKER Rachel	35:15	Sub. No 3 off		GBR	6	CLEWLOW Mel
05:51	Sub. No 4 off		AUS	10	HOLLYWOOD Kate	35:18	Sub. No 15 off		GBR	7	CRADDOCK Charlotte
05:56	Sub. No 24 off		AUS	29	ATTARD Teneal	35:22	Sub. No 19 off		GBR	22	ELLIS Jo
05:58	Sub. No 22 off		GBR	15	DANSON Alex	35:26	Sub. No 7 off		AUS	12	BLYTH Madonna
06:37	Sub. No 6 off		AUS	32	HUDSON Nicole	35:33	Sub. No 13 off		AUS	14	ARROLD Jessica
06:58	Sub. No 25 off		AUS	7	WALKER Kim	35:37	Sub. No 32 off		AUS	28	MUNRO Hope
06:59	Sub. No 18 off		GBR	10	WRIGHT Lucilla	37:43	Minor Injury		AUS	11	HALLIDAY Emily
07:18	Sub. No 14 off		GBR	9	ELLIS Joanne Catherine	37:50	Shot GK save		AUS	6	RIVERS Megan
07:22	Sub. No 7 off		GBR	19	BARTLETT Laura	39:29	Sub. No 7 off		GBR	15	DANSON Alex
08:16	Shot Miss		GBR	15	DANSON Alex	40:46	Sub. No 6 off		AUS	32	HUDSON Nicole
09:32	Sub. No 15 off		AUS	24	LAMBERT Angela	40:49	Sub. No 4 off		AUS	13	LIDDELOW Shelly
09:40	Sub. No 30 off		AUS	4	EASTHAM Casey	40:54	Sub. No 29 off		AUS	7	WALKER Kim
10:03	PC		AUS			41:08	Sub. No 10 off		GBR	12	ROGERS Chloe
10:42	Shot PC GK save		AUS	24	LAMBERT Angela	41:25	Sub. No 22 off		GBR	19	BARTLETT Laura
11:24	Sub. No 4 off		GBR	3	WOODING Lisa	41:28	Sub. No 9 off		GBR	14	WALKER Rachel
11:35	Sub. No 12 off		GBR	18	THOMAS Sarah	41:53	Shot Save		GBR	19	BARTLETT Laura
12:00	Sub. No 28 off		AUS	6	RIVERS Megan	42:01	PC		GBR		
13:04	Sub. No 12 off		AUS	30	YOUNG Sarah	42:54	Shot PC GK save		GBR	4	PANTER Anne
13:27	PC		GBR			43:22	Sub. No 30 off		AUS	4	EASTHAM Casey
14:11	Shot PC Miss		GBR	5	CULLEN Crista	44:29	Sub. No 28 off		AUS	6	RIVERS Megan
14:36	Sub. No 14 off		AUS	25	WELLS Melanie	44:45	PC		GBR		
14:40	Sub. No 11 off		AUS	15	McGURK Kobie	45:28	Shot PC Miss		GBR	5	CULLEN Crista
15:13	Sub. No 15 off		GBR	7	CRADDOCK Charlotte	45:46	Sub. No 3 off		GBR	11	WALSH Kate
15:16	Sub. No 19 off		GBR	22	ELLIS Jo	46:18	Sub. No 11 off		GBR	3	WOODING Lisa
15:37	Sub. No 9 off		GBR	14	WALKER Rachel	46:22	Sub. No 15 off		GBR	7	CRADDOCK Charlotte
15:47	Sub. No 5 off		GBR	4	PANTER Anne	46:25	Sub. No 19 off		GBR	22	ELLIS Jo
17:19	Shot Save		GBR	7	CRADDOCK Charlotte	46:26	Sub. No 14 off		AUS	29	ATTARD Teneal
18:10	Sub. No 32 off		AUS	28	MUNRO Hope	46:29	Sub. No 18 off		GBR	10	WRIGHT Lucilla

18:52	Sub. No 7 off	AUS	14	ARROLD Jessica	48:37	Sub. No 12 off	AUS	10	HOLLYWOOD Kate	
19:06	Sub. No 4 off	AUS	12	BLYTH Madonna	48:53	Sub. No 4 off	GBR	3	WOODING Lisa	
19:15	Sub. No 10 off	GBR	12	ROGERS Chloe	49:52	Sub. No 32 off	AUS	28	MUNRO Hope	
19:34	Sub. No 29 off	AUS	11	HALLIDAY Emily	49:56	Sub. No 7 off	GBR	15	DANSON Alex	
19:59	Sub. No 10 off	AUS	13	LIDDELOW Shelly	50:09	Sub. No 12 off	GBR	18	THOMAS Sarah	
20:58	Sub. No 7 off	GBR	15	DANSON Alex	50:32	Sub. No 22 off	GBR	19	BARTLETT Laura	
21:04	Sub. No 22 off	GBR	19	BARTLETT Laura	51:55	Sub. No 5 off	GBR	4	PANTER Anne	
21:41	Shot Miss	AUS	28	MUNRO Hope	53:05	Sub. No 13 off	AUS	12	BLYTH Madonna	
21:49	Sub. No 8 off	GBR	5	CULLEN Crista	53:31	PC	GBR			
21:52	Sub. No 14 off	GBR	9	ELLIS Joanne Catherine	54:04	Shot PC Save	GBR	6	CLEWLOW Mel	
22:12	Sub. No 25 off	AUS	29	ATTARD Teneal	55:28	Sub. No 7 off	AUS	14	ARROLD Jessica	
23:14	Sub. No 6 off	AUS	32	HUDSON Nicole	55:54	Shot Save	AUS	28	MUNRO Hope	
24:05	Shot GK save	AUS	32	HUDSON Nicole	55:56	PC	AUS			
24:51	Shot Miss	GBR	19	BARTLETT Laura	56:42	Shot PC Miss	AUS	24	LAMBERT Angela	
24:54	Sub. No 3 off	GBR	8	RICHARDSON Helen	57:02	Sub. No 10 off	AUS	30	YOUNG Sarah	
24:58	Sub. No 29 off	AUS	7	WALKER Kim	57:07	Sub. No 10 off	GBR	12	ROGERS Chloe	
25:53	Sub. No 18 off	GBR	10	WRIGHT Lucilla	57:11	Sub. No 14 off	GBR	9	ELLIS Joanne Catherine	
26:29	Sub. No 19 off	GBR	22	ELLIS Jo	57:43	Sub. No 15 off	GBR	7	CRADDOCK Charlotte	
26:42	Sub. No 15 off	GBR	7	CRADDOCK Charlotte	57:48	Sub. No 8 off	GBR	5	CULLEN Crista	
26:54	Sub. No 13 off	AUS	4	EASTHAM Casey	57:56	Sub. No 6 off	AUS	32	HUDSON Nicole	
27:15	Sub. No 6 off	GBR	3	WOODING Lisa	58:00	Sub. No 19 off	GBR	22	ELLIS Jo	
27:35	Sub. No 9 off	GBR	14	WALKER Rachel	58:00	Sub. No 3 off	GBR	11	WALSH Kate	
28:32	Shot GK save	AUS	30	YOUNG Sarah	58:22	Sub. No 4 off	AUS	13	LIDDELOW Shelly	
28:43	Shot Goal	1-0	AUS	12	BLYTH Madonna	59:25	Green Card	GBR	9	ELLIS Joanne Catherine
29:01	Sub. No 28 off	AUS	6	RIVERS Megan	59:29	Sub. No 29 off	AUS	7	WALKER Kim	
30:55	Sub. No 12 off	AUS	13	LIDDELOW Shelly	59:33	Sub. No 6 off	GBR	8	RICHARDSON Helen	
31:25	Sub. No 22 off	GBR	15	DANSON Alex	59:36	Minor Injury	GBR	7	CRADDOCK Charlotte	
31:52	Sub. No 14 off	AUS	29	ATTARD Teneal	60:34	Sub. No 13 off	AUS	29	ATTARD Teneal	
32:12	Sub. No 7 off	GBR	19	BARTLETT Laura	61:04	PC	AUS			
32:19	Sub. No 12 off	GBR	18	THOMAS Sarah	61:58	Shot PC GK save	AUS	24	LAMBERT Angela	
32:48	Sub. No 14 off	GBR	9	ELLIS Joanne Catherine	61:59	Shot PC Miss	AUS	28	MUNRO Hope	
34:38	PC	GBR			62:40	Sub. No 30 off	AUS	4	EASTHAM Casey	
35+	Shot PC Save	GBR	3	WOODING Lisa	62:40	Sub. No 18 off	GBR	3	WOODING Lisa	
					62:40	Sub. No 22 off	GBR	10	WRIGHT Lucilla	
					62:40	Sub. No 9 off	GBR	15	DANSON Alex	
					62:40	Sub. No 3 off	GBR	14	WALKER Rachel	
					62:40	Sub. No 12 off	GBR	6	CLEWLOW Mel	
					62:40	Sub. No 5 off	GBR	18	THOMAS Sarah	
					63:27	Sub. No 28 off	AUS	6	RIVERS Megan	
					65:19	Sub. No 2 off	GBR	3	WOODING Lisa	
					65:55	Sub. No 5 off	GBR	5	CULLEN Crista	
					66:27	Sub. No 14 off	AUS	25	WELLS Melanie	
					66:30	Sub. No 32 off	AUS	28	MUNRO Hope	
					67:13	Shot Save	AUS	28	MUNRO Hope	
					67:20	Shot Goal	2-0	AUS	28	MUNRO Hope

Legend

AET - After Extra Time
G - Green Card
GF - Goals For
PC - Penalty Corner
Pts - Points
W - Matches Won
(C) - Captain

D - Matches Drawn
GA - Goals Against
L - Matches Lost
PS - Penalty Stroke
R - Red Card
Y - Yellow Card
(GK) - Goalkeeper

FG - Field Goal
GD - Goals Difference
P - Matches Played
PSC - Penalty Stroke Competition
S - Suspended
% - Conversion Percentage

Match Highlights



WOMEN'S BRONZE MEDAL MATCH W37

Olympic Green Hockey Stadium / FRI 22 AUG 2008 / START TIME: 18:00

GER - Germany		Final Score		ARG - Argentina	
		1-3			

Match No.: W37 **Time:** 18:00 **Weather Conditions:** Sunny, 28C, Humidity 65%

Umpires: ASHTON-LUCY Julie(AUS) ; de KLERK Marelize(RSA)

Reserve Umpire: SOMA Chieko(JPN)

Match Statistics

GER		Goals / Shots					Cards		ARG		Goals / Shots					Cards			
Coach: BEHRMANN Michael		Total	%	FG	PC	PS	G	Y	R	Coach: MINADEO Gabriel		Total	%	FG	PC	PS	G	Y	R
2	BACHMANN Tina									1									
4	HAASE Mandy									3									1
7	KELLER Natascha									4		1/2	50	0/1	1/1				
9	HEINLEIN Martina									7		0/1	0	0/1					
11	HOFFMANN Eileen	0/1	0	0/1						8		0/1	0	0/1					
13	RODEWALD Marion (C)	0/1	0	0/1						10		0/1	0	0/1					
14	SCHOLZ Katharina									11		1/2	50	1/2					
16	RINNE Fanny	0/3	0	0/3						12									
18	KUEHN Anke	1/2	50	1/1	0/1		1			14									
22	BEERMANN Janine	0/1	0	0/1						15		0/1	0	0/1					
24	STOECKEL Maike	0/2	0	0/2						16									
25	MUELLER-WIELAND Janne									18									
26	SCHUETZE Christina									19		0/2	0	0/2					
27	EIDMANN Pia									24		0/3	0	0/3					
28	MUELLER Julia	0/3	0	0/1	0/2					26									
32	REYNOLDS Kristina (GK)									27		1/1	100	1/1					
Totals:		1/13	7	1/7	0/6		1			Totals:		3/14	21	1/9	2/5		1		

Play By Play

Time	Action	Score	Team	No.	Player	Time	Action	Score	Team	No.	Player
First Half						Second Half					
01:34	Shot Save		GER	22	BEERMANN Janine	35:00	Sub. No 11 off		GER	13	RODEWALD Marion
03:34	PC		ARG			35:00	Sub. No 26 off		GER	16	RINNE Fanny
04:19	Shot PC Save		ARG	24	BURKART Claudia	35:00	Sub. No 27 off		GER	22	BEERMANN Janine
04:26	Sub. No 22 off		GER	11	HOFFMANN Eileen	35:00	Sub. No 4 off		ARG	7	GULLA Alejandra
05:57	Sub. No 7 off		GER	14	SCHOLZ Katharina	35:00	Sub. No 19 off		ARG	8	AYMAR Luciana
06:54	Sub. No 13 off		GER	26	SCHUETZE Christina	35:00	Sub. No 26 off		ARG	11	REBECCHI Carla
06:57	Sub. No 7 off		ARG	4	LUCETTI Rosario	36:03	Shot Miss		GER	24	STOECKEL Maike
07:00	Sub. No 10 off		ARG	15	HERNANDEZ Maria de la Paz	38:24	Shot Miss		GER	13	RODEWALD Marion
08:07	PC		ARG			38:42	Sub. No 13 off		GER	26	SCHUETZE Christina
08:55	Shot PC Save		ARG	24	BURKART Claudia	39:20	Minor Injury		ARG	11	REBECCHI Carla
09:01	Sub. No 24 off		GER	22	BEERMANN Janine	39:27	Sub. No 22 off		GER	11	HOFFMANN Eileen
09:38	PC		ARG			39:31	Sub. No 7 off		GER	14	SCHOLZ Katharina
10:21	PC No Shot		ARG	24	BURKART Claudia	39:35	Sub. No 16 off		GER	27	EIDMANN Pia
10:25	Shot PC Goal	0-1	ARG	4	LUCETTI Rosario	40:16	Sub. No 11 off		ARG	4	LUCETTI Rosario
10:35	Sub. No 25 off		GER	9	HEINLEIN Martina	40:55	PC		GER		
10:39	Sub. No 18 off		GER	27	EIDMANN Pia	41:42	Shot PC Miss		GER	28	MUELLER Julia
10:57	Sub. No 14 off		GER	24	STOECKEL Maike	42:15	Sub. No 24 off		ARG	19	RUSSO Marine

11:04	Sub. No 24 off		ARG	19	<u>RUSSO Marine</u>	44:08	Sub. No 4 off		GER	9	<u>HEINLEIN Martina</u>
11:33	Sub. No 11 off		GER	7	<u>KELLER Natascha</u>	44:12	Sub. No 24 off		GER	7	<u>KELLER Natascha</u>
12:14	Sub. No 8 off		ARG	26	<u>KANEVSKY Giselle</u>	44:29	Shot Goal	1-2	GER	18	<u>KUEHN Anke</u>
13:08	Sub. No 11 off		ARG	10	<u>GARCIA Agustina</u>	44:41	Sub. No 7 off		ARG	15	<u>HERNANDEZ Maria de la Paz</u>
14:06	Sub. No 16 off		GER	18	<u>KUEHN Anke</u>	44:51	Sub. No 18 off		GER	16	<u>RINNE Fanny</u>
14:11	Sub. No 4 off		GER	25	<u>MUELLER-WIELAND Janne</u>	44:54	Sub. No 14 off		GER	22	<u>BEERMANN Janine</u>
14:23	Shot Save		ARG	15	<u>HERNANDEZ Maria de la Paz</u>	44:58	Sub. No 10 off		ARG	26	<u>KANEVSKY Giselle</u>
15:22	Sub. No 26 off		GER	13	<u>RODEWALD Marion</u>	46:44	Sub. No 27 off		GER	13	<u>RODEWALD Marion</u>
15:47	Sub. No 15 off		ARG	7	<u>GULLA Alejandra</u>	47:27	Sub. No 11 off		GER	24	<u>STOECKEL Maike</u>
16:05	Sub. No 26 off		ARG	8	<u>AYMAR Luciana</u>	47:31	Sub. No 8 off		ARG	24	<u>BURKART Claudia</u>
16:11	Sub. No 12 off		ARG	24	<u>BURKART Claudia</u>	47:36	Sub. No 26 off		GER	18	<u>KUEHN Anke</u>
18:02	Sub. No 22 off		GER	11	<u>HOFFMANN Eileen</u>	48:07	Sub. No 25 off		GER	4	<u>HAASE Mandy</u>
18:05	Sub. No 27 off		GER	16	<u>RINNE Fanny</u>	49:20	Sub. No 22 off		GER	14	<u>SCHOLZ Katharina</u>
18:52	Minor Injury		ARG	8	<u>AYMAR Luciana</u>	50:55	Sub. No 9 off		GER	25	<u>MUELLER-WIELAND Janne</u>
19:00	Green Card		GER	18	<u>KUEHN Anke</u>	51:29	Sub. No 26 off		ARG	11	<u>REBECCHI Carla</u>
19:44	Sub. No 28 off		GER	4	<u>HAASE Mandy</u>	51:43	Sub. No 4 off		ARG	7	<u>GULLA Alejandra</u>
19:51	Sub. No 19 off		ARG	12	<u>GONZALEZ OLIVA Mariana</u>	51:57	Shot Miss		ARG	11	<u>REBECCHI Carla</u>
19:54	Sub. No 4 off		ARG	11	<u>REBECCHI Carla</u>	52:06	Sub. No 7 off		GER	11	<u>HOFFMANN Eileen</u>
20:56	Sub. No 7 off		GER	14	<u>SCHOLZ Katharina</u>	52:59	Shot GK save		GER	11	<u>HOFFMANN Eileen</u>
21:18	Sub. No 18 off		GER	26	<u>SCHUETZE Christina</u>	53:51	Sub. No 15 off		ARG	10	<u>GARCIA Agustina</u>
21:20	Shot GK save		ARG	7	<u>GULLA Alejandra</u>	54:05	Sub. No 13 off		GER	27	<u>EIDMANN Pia</u>
21:24	Shot Goal	0-2	ARG	11	<u>REBECCHI Carla</u>	54:15	PC		GER		
22:20	Sub. No 24 off		ARG	19	<u>RUSSO Marine</u>	54:59	Shot PC GK save		GER	16	<u>RINNE Fanny</u>
22:33	PC		GER			56:36	Sub. No 24 off		ARG	8	<u>AYMAR Luciana</u>
23:17	Shot PC Save		GER	16	<u>RINNE Fanny</u>	57:04	Sub. No 24 off		GER	7	<u>KELLER Natascha</u>
23:22	Sub. No 10 off		ARG	15	<u>HERNANDEZ Maria de la Paz</u>	57:07	Sub. No 14 off		GER	22	<u>BEERMANN Janine</u>
23:55	Shot Save		ARG	19	<u>RUSSO Marine</u>	57:26	Minor Injury		GER	4	<u>HAASE Mandy</u>
24:31	Sub. No 24 off		GER	7	<u>KELLER Natascha</u>	57:31	Green Card		ARG	3	<u>AICEGA Magdalena</u>
24:39	Sub. No 2 off		GER	28	<u>MUELLER Julia</u>	57:36	Sub. No 18 off		GER	26	<u>SCHUETZE Christina</u>
25:24	Sub. No 11 off		GER	22	<u>BEERMANN Janine</u>	58:02	PC		GER		
27:24	Sub. No 12 off		ARG	24	<u>BURKART Claudia</u>	58:50	Shot PC GK save		GER	28	<u>MUELLER Julia</u>
27:29	Sub. No 13 off		GER	27	<u>EIDMANN Pia</u>	59:19	Sub. No 27 off		GER	13	<u>RODEWALD Marion</u>
28:38	Sub. No 14 off		GER	24	<u>STOECKEL Maike</u>	60:04	Sub. No 19 off		ARG	24	<u>BURKART Claudia</u>
28:41	Sub. No 9 off		GER	2	<u>BACHMANN Tina</u>	60:07	Sub. No 11 off		GER	24	<u>STOECKEL Maike</u>
28:45	Sub. No 26 off		GER	18	<u>KUEHN Anke</u>	60:09	Sub. No 7 off		ARG	4	<u>LUCHETTI Rosario</u>
28:48	Sub. No 15 off		ARG	10	<u>GARCIA Agustina</u>	61:33	PC		ARG		
28:51	Sub. No 7 off		ARG	4	<u>LUCHETTI Rosario</u>	62:26	Shot PC Goal	1-3	ARG	27	<u>BARRIONUEVO Noel</u>
29:23	Sub. No 11		ARG	26	<u>KANEVSKY Giselle</u>	62:32	Sub. No 22		GER	14	<u>SCHOLZ Katharina</u>

30:32	off Shot Miss	ARG	4	<u>LUCHETTI Rosario</u>	62:38	off Sub. No 26	GER	18	<u>KUEHN Anke</u>
30:58	Shot Miss	ARG	19	<u>RUSSO Marine</u>	62:45	Sub. No 11 off	ARG	15	<u>HERNANDEZ Maria de la Paz</u>
32:20	Sub. No 22 off	GER	11	<u>HOFFMANN Eileen</u>	65:03	Shot Save	ARG	10	<u>GARCIA Agustina</u>
32:30	Sub. No 16 off	GER	26	<u>SCHUETZE Christina</u>	65:23	Shot Save	GER	24	<u>STOECKEL Maike</u>
33:40	Sub. No 8 off	ARG	12	<u>GONZALEZ OLIVA Mariana</u>	65:40	PC	GER		
					66:20	Shot PC GK save	GER	16	<u>RINNE Fanny</u>
					66:26	PC	GER		
					66:47	Shot PC Miss	GER	18	<u>KUEHN Anke</u>
					66:51	Sub. No 4 off	ARG	19	<u>RUSSO Marine</u>
					66:59	Sub. No 15 off	ARG	7	<u>GULLA Alejandra</u>
					67:05	Shot Save	GER	28	<u>MUELLER Julia</u>
					67:53	Sub. No 24 off	GER	11	<u>HOFFMANN Eileen</u>
					67:58	Shot GK save	ARG	8	<u>AYMAR Luciana</u>
					68:17	Sub. No 14 off	GER	22	<u>BEERMANN Janine</u>

Legend

AET - After Extra Time
 G - Green Card
 GF - Goals For
 PC - Penalty Corner
 Pts - Points
 W - Matches Won
 (C) - Captain

D - Matches Drawn
 GA - Goals Against
 L - Matches Lost
 PS - Penalty Stroke
 R - Red Card
 Y - Yellow Card
 (GK) - Goalkeeper

FG - Field Goal
 GD - Goals Difference
 P - Matches Played
 PSC - Penalty Stroke Competition
 S - Suspended
 % - Conversion Percentage

Match Highlights



WOMEN'S GOLD MEDAL MATCH W38

Olympic Green Hockey Stadium / FRI 22 AUG 2008 / START TIME: 20:30

CHN - China		Final Score		NED - Netherlands	
		0-2			

Match No.: W38 **Time:** 20:30 **Weather Conditions:** Sunny, 28C, Humidity 65%

Umpires: IPARRAGUIRRE Soledad(ARG) ; de la FUENTE Carolina(ARG)

Reserve Umpire: SPITALERI Gina(ITA)

Match Statistics

CHN		Goals / Shots					Cards		NED		Goals / Shots					Cards			
Coach: KIM Chang Back		Total	%	FG	PC	PS	G	Y	R	Coach: LAMMERS Marc		Total	%	FG	PC	PS	G	Y	R
1	<u>MA Yibo</u> (C)	0/2	0		0/2					1	<u>de ROEVER Lisanne</u> (GK)								
3	<u>CHEN Zhaoxia</u>									3	<u>MULDER Eefke</u>	0/2	0	0/1	0/1				
5	<u>CHENG Hui</u>									4	<u>MOREIRA de MELO Fatima</u>	0/1	0	0/1					
7	<u>HUANG Junxia</u>									7	<u>van GEENHUIZEN Miek</u>								
8	<u>FU Baorong</u>	0/1	0	0/1						9	<u>DIJKSTRA Wieke</u>								
9	<u>LI Shuang</u>									11	<u>GODERIE Maartje</u>	1/1	100	1/1					
10	<u>GAO Lihua</u>									12	<u>WELTEN Lidewij</u>				0/1				
11	<u>TANG Chunling</u>	0/2	0	0/2						13	<u>SMABERS Minke</u>	0/1	0		0/1				
12	<u>ZHOU Wanfeng</u>									14	<u>BOOIJ Minke</u> (C)								
16	<u>ZHANG Yimeng</u> (GK)									15	<u>SCHOPMAN Janneke</u>								
17	<u>LI Hongxia</u>									17	<u>PAUMEN Maartje</u>	0/3	0		0/3				
18	<u>REN Ye</u>									18	<u>van AS Naomi</u>	1/2	50	0/1	1/1				
19	<u>CHEN Qiuqi</u>									19	<u>HOOG Ellen</u>	0/1	0	0/1					
21	<u>ZHAO Yudiao</u>	0/1	0	0/1						21	<u>POLKAMP Sophie</u>								
22	<u>SONG Qingling</u>									24	<u>de GOEDE Eva</u>	0/1	0	0/1					
31	<u>PAN Fengzhen</u> (GK)									27	<u>AGLIOTTI Marilyn</u>								
Totals:		0/6	0	0/4	0/2					Totals:		2/12	16	1/6	1/6				

Play By Play

Time	Action	Score	Team	No.	Player	Time	Action	Score	Team	No.	Player
First Half						Second Half					
02:24	Shot GK save		NED	3	<u>MULDER Eefke</u>	35:00	Sub. No 7 off		NED	3	<u>MULDER Eefke</u>
02:35	PC		NED			35:00	Sub. No 18 off		NED	4	<u>MOREIRA de MELO Fatima</u>
03:15	Shot PC GK save		NED	17	<u>PAUMEN Maartje</u>	35:00	Sub. No 27 off		NED	19	<u>HOOG Ellen</u>
03:16	Shot PC GK save		NED	3	<u>MULDER Eefke</u>	35:00	Sub. No 12 off		NED	21	<u>POLKAMP Sophie</u>
03:22	PC		NED			35:00	Sub. No 3 off		CHN	5	<u>CHENG Hui</u>
03:44	Shot PC GK save		NED	17	<u>PAUMEN Maartje</u>	35:00	Sub. No 18 off		CHN	10	<u>GAO Lihua</u>
04:23	Shot GK save		NED	19	<u>HOOG Ellen</u>	35:00	Sub. No 21 off		CHN	19	<u>CHEN Qiuqi</u>
05:42	Shot GK save		NED	4	<u>MOREIRA de MELO Fatima</u>	39:49	Sub. No 10 off		CHN	21	<u>ZHAO Yudiao</u>
06:03	Sub. No 5 off		CHN	18	<u>REN Ye</u>	39:58	Shot Miss		NED	24	<u>de GOEDE Eva</u>
06:44	Sub. No 10 off		CHN	21	<u>ZHAO Yudiao</u>	40:42	Sub. No 22 off		CHN	18	<u>REN Ye</u>
07:35	Sub. No 9 off		CHN	7	<u>HUANG Junxia</u>	40:46	Sub. No 8 off		CHN	10	<u>GAO Lihua</u>
08:36	Sub. No 4 off		NED	12	<u>WELTEN Lidewij</u>	42:08	Sub. No 5 off		CHN	22	<u>SONG Qingling</u>
08:41	Sub. No 19 off		NED	18	<u>van AS Naomi</u>	42:30	Sub. No 24 off		NED	27	<u>AGLIOTTI Marilyn</u>
08:44	Sub. No 24 off		NED	27	<u>AGLIOTTI Marilyn</u>	42:40	Sub. No 19 off		NED	18	<u>van AS Naomi</u>
09:19	Sub. No 11 off		CHN	10	<u>GAO Lihua</u>	42:43	Shot Miss		CHN	11	<u>TANG Chunling</u>
09:25	Sub. No 7 off		CHN	9	<u>LI Shuang</u>	42:52	Sub. No 4 off		NED	12	<u>WELTEN Lidewij</u>
10:43	Sub. No 8 off		CHN	11	<u>TANG Chunling</u>	42:59	Sub. No 11 off		NED	9	<u>DIJKSTRA Wieke</u>
11:00	Sub. No 3 off		NED	7	<u>van GEENHUIZEN Miek</u>	43:20	Sub. No 11 off		CHN	8	<u>FU Baorong</u>
11:18	Sub. No 22 off		CHN	5	<u>CHENG Hui</u>	44:21	Sub. No 10 off		CHN	11	<u>TANG Chunling</u>
11:39	Sub. No 11 off		NED	9	<u>DIJKSTRA Wieke</u>	44:25	Sub. No 17 off		CHN	5	<u>CHENG Hui</u>
12:23	Shot GK save		CHN	11	<u>TANG Chunling</u>	44:42	Sub. No 3 off		NED	7	<u>van GEENHUIZEN Miek</u>
13:29	Sub. No 10 off		CHN	8	<u>FU Baorong</u>	46:34	Sub. No 21 off		CHN	10	<u>GAO Lihua</u>
13:32	Sub. No 17 off		CHN	22	<u>SONG Qingling</u>	46:39	Sub. No 18 off		CHN	17	<u>LI Hongxia</u>
13:57	Shot Miss		CHN	21	<u>ZHAO Yudiao</u>	48:32	Sub. No 22 off		CHN	18	<u>REN Ye</u>
14:33	Sub. No 13 off		NED	11	<u>GODERIE Maartje</u>	49:28	PC		NED		
14:37	Sub. No 21 off		CHN	10	<u>GAO Lihua</u>	50:30	Shot PC GK		NED	13	<u>SMABERS Minke</u>



CUMULATIVE STATISTICS

累积技术统计 / STATISTIQUES CUMULÉES

NED - Netherlands After 7 matches

Shirt No.	Name	MP	RSA	KOR	CHN	AUS	ESP	ARG	CHN	Goals/Shots					Cards			
										Total	%	FG	PC	PS	G	Y	R	
1	de ROEVER Lisanne (GK)	7	X	X	X	X	X	X	X									
3	MULDER Eefke	7	X	X	X	X	X	X	X	1/5	20	1/3	0/2					
4	MOREIRA de MELO Fatima	7	X	X	X	X	X	X	X	0/4	0	0/4						
7	van GEENHUIZEN Miek	7	I	I	I	I	I	I	I	0/4	0	0/4				1		
9	DIJKSTRA Wieke	7	I	I	I	I	I	I	I	1/4	25	1/3	0/1					
11	GODERIE Maartje	7	X	X	X	X	X	X	X	1/2	50	1/2						
12	WELTEN Lidewij	7	I	I	I	I	I	I	I	0/4	0	0/4				1		
13	SMABERS Minke	7	X	X	X	X	X	X	X	0/2	0		0/2					
14	BOOIJ Minke (C)	7	X	X	X	X	X	X	X	1/4	25		1/4			1		
15	SCHOPMAN Janneke	7	X	X	X	X	X	X	X	1/8	12	0/6	1/2					
17	PAUMEN Maartje	7	X	X	X	X	X	X	X	11/32	34	0/2	11/30					
18	van AS Naomi	7	I	X	I	I	I	I	I	1/5	20	0/4	1/1					
19	HOOG Ellen	7	X	X	X	X	X	X	X	2/11	18	2/11						
21	POLKAMP Sophie	6	X		X	X	X	X	X									
24	de GOEDE Eva	7	X	X	X	X	X	X	X	0/4	0	0/4						
27	AGLIOTTI Marilyn	7	I	I	I	I	I	I	I	2/9	22	1/8	1/1					
Totals										21/98	21	6/55	15/43			3		
Against										5/40	12	3/28	1/11	1/1		5	1	

Legend:							
%	Conversion Percentage	(C)	Captain	(GK)	Goalkeeper	FG	Field Goal
G	Green Card	I	Substitute Player	MP	Matches Played	PC	Penalty Corner
PS	Penalty Stroke	R	Red Card	X	Starting Player	Y	Yellow Card



CUMULATIVE STATISTICS

累积技术统计 / STATISTIQUES CUMULÉES

ARG - Argentina After 7 matches

Shirt No.	Name	MP	USA	GBR	JPN	GER	NZL	NED	GER	Goals/Shots					Cards			
										Total	%	FG	PC	PS	G	Y	R	
1	SUCCI Belen (GK)	1					I											
3	AICEGA Magdalena (C)	7	X	X	X	X	X	X	X		0/6	0		0/6		1		
4	LUCHETTI Rosario	7	I	X	I	I	I	I	I		1/2	50	0/1	1/1		2		
7	GULLA Alejandra	7	X	X	X	X	X	X	X		5/11	45	4/10	1/1		1	2	
8	AYMAR Luciana	7	X	X	X	X	X	X	X		1/7	14	1/6	0/1		3		
10	GARCIA Agustina	7	X	X	X	X	X	X	X		2/14	14	1/12	1/2				
11	REBECCHI Carla	7	X	I	X	X	X	X	X		4/9	44	3/8	1/1				
12	GONZALEZ OLIVA Mariana	7	X	X	X	X	X	X	X		0/1	0	0/1			1		
14	MARGALOT Mercedes	7	X	X	X	X	X	X	X							1		
15	HERNANDEZ Maria de la Paz	7	I	I	I	I	I	I	I		0/3	0	0/3			1		
16	ROSSI Mariana	7	X	X	X	X	X	X	X									
18	VUKOJICIC Paola (GK)	7	X	X	X	X	X	X	X									
19	RUSSO Marine	7	I	I	I	I	I	I	I		2/6	33	2/6					
24	BURKART Claudia	7	X	X	X	X	X	X	X		2/10	20		2/10				
26	KANEVSKY Giselle	6		I	I	I	I	I	I		0/4	0	0/4					
27	BARRIONUEVO Noel	7	X	X	X	X	X	X	X		1/16	6		1/16				
Totals										18/89	20	11/51	7/38		9	3		
Against										13/74	17	5/37	8/37		4	2		

Legend:						
%	Conversion Percentage	(C)	Captain	(GK)	Goalkeeper	FG
G	Green Card	I	Substitute Player	MP	Matches Played	PC
PS	Penalty Stroke	R	Red Card	X	Starting Player	Y
						Field Goal
						Penalty Corner
						Yellow Card



CUMULATIVE STATISTICS

累积技术统计 / STATISTIQUES CUMULÉES

GER - Germany After 7 matches

Shirt No.	Name	MP	GBR	NZL	USA	ARG	JPN	CHN	ARG	Goals/Shots					Cards		
										Total	%	FG	PC	PS	G	Y	R
2	BACHMANN Tina	7	X	X	X	X	I	X	X	0/3	0	0/1	0/2		1	1	
4	HAASE Mandy	7	X	X	X	X	X	X	X	0/2	0	0/2			1		
7	KELLER Natascha	7	X	X	X	X	X	X	X	2/5	40	2/4	0/1				
9	HEINLEIN Martina	7	I	I	I	I	X	I	I						1		
11	HOFFMANN Eileen	7	I	I	I	I	I	I	I	2/5	40	1/4	1/1				
13	RODEWALD Marion (C)	7	X	X	X	X	X	X	X	2/5	40	1/4	1/1				
14	SCHOLZ Katharina	7	I	I	I	I	I	I	I	1/4	25	1/4					
16	RINNE Fanny	7	X	X	X	X	X	X	X	3/15	20	1/2	2/13		1		
18	KUEHN Anke	7	X	X	X	X	X	X	X	3/14	21	1/7	2/7		4		
22	BEERMANN Janine	7	X	X	X	X	X	X	X	2/8	25	2/8					
24	STOECKEL Maike	7	X	X	X	X	X	X	X	0/14	0	0/14					
25	MUELLER-WIELAND Janne	7	X	X	X	X	X	X	X	0/1	0	0/1					
26	SCHUETZE Christina	7	I	I	I	I	I	I	I	0/1	0	0/1					
27	EIDMANN Pia	7	I	I	I	I	I	I	I	0/2	0	0/2					
28	MUELLER Julia	7	X	X	X	X	X	X	X	0/9	0	0/2	0/7				
32	REYNOLDS Kristina (GK)	7	X	X	X	X	X	X	X								
Totals										15/88	17	9/56	6/32		8	1	
Against										14/75	18	7/44	7/31		8		

Legend:							
%	Conversion Percentage	(C)	Captain	(GK)	Goalkeeper	FG	Field Goal
G	Green Card	I	Substitute Player	MP	Matches Played	PC	Penalty Corner
PS	Penalty Stroke	R	Red Card	X	Starting Player	Y	Yellow Card



CUMULATIVE STATISTICS

累积技术统计 / STATISTIQUES CUMULÉES

AUS - Australia After 6 matches

Shirt No.	Name	MP	KOR	ESP	RSA	NED	CHN	GBR	Goals/Shots					Cards		
									Total	%	FG	PC	PS	G	Y	R
4	EASTHAM Casey	6	X	X	I	X	X	X	4/8	50	1/4	3/4				
6	RIVERS Megan	6	I	X	X	X	X	X	1/11	9	1/11			1		
7	WALKER Kim	6	I	I	I	I	I	I								
10	HOLLYWOOD Kate	5		I	X	I	I	I	0/2	0	0/2					
11	HALLIDAY Emily	6	X	X	X	X	X	X	1/1	100		1/1				
12	BLYTH Madonna	6	X	X	X	X	X	X	1/4	25	1/4					
13	LIDDELOW Shelly	5	I	I		I	I	I	2/2	100	2/2			1		
14	ARROLD Jessica	6	X	X	X	X	X	X								
15	McGURK Kobie	6	X	X	X	X	X	X								
17	IMISON Rachel (GK)	6	X	X	X	X	X	X								
24	LAMBERT Angela	6	X	X	X	X	X	X	3/16	18		2/15	1/1			
25	WELLS Melanie	6	X	X	X	X	X	X	0/1	0	0/1					
28	MUNRO Hope	6	X	X	X	X	X	X	1/12	8	1/9	0/3				
29	ATTARD Teneal	6	I	I	I	I	I	I	0/2	0	0/2					
30	YOUNG Sarah	6	X	X	X	X	X	X	3/10	30	3/9	0/1				
32	HUDSON Nicole (C)	6	X	I	I	I	I	I	3/12	25	3/12					
Totals									19/81	23	12/56	6/24	1/1	2		
Against									9/55	16	5/28	4/27		6	2	

Legend:							
%	Conversion Percentage	(C)	Captain	(GK)	Goalkeeper	FG	Field Goal
G	Green Card	I	Substitute Player	MP	Matches Played	PC	Penalty Corner
PS	Penalty Stroke	R	Red Card	X	Starting Player	Y	Yellow Card



CUMULATIVE STATISTICS

累积技术统计 / STATISTIQUES CUMULÉES

CHN - China After 7 matches

Shirt No.	Name	MP	ESP	RSA	NED	KOR	AUS	GER	NED	Goals/Shots					Cards		
										Total	%	FG	PC	PS	G	Y	R
1	MA Yibo (C)	7	X	X	X	X	X	X	X	1/18	5		1/18		1	1	
3	CHEN Zhaoxia	4	I		I	I			I								
5	CHENG Hui	7	X	X	X	X	X	X	X	0/3	0	0/3					
7	HUANG Junxia	4	I	I	I				I								
8	FU Baorong	7	X	X	X	X	X	X	X	5/17	29	5/15	0/2				
9	LI Shuang	7	X	X	X	X	X	X	X							1	
10	GAO Lihua	7	X	X	X	X	X	X	X	2/6	33	2/5	0/1		1	1	
11	TANG Chunling	7	X	X	X	X	X	X	X	4/13	30	4/13			2		
12	ZHOU Wanfeng	7	X	X	X	X	X	X	X	0/2	0		0/2				
16	ZHANG Yimeng (GK)	7	X	X	X	X	X	X	X								
17	LI Hongxia	7	X	X	X	X	X	X	X	3/7	42	3/7			1		
18	REN Ye	7	I	I	I	I	I	I	I	0/2	0	0/2			1		
19	CHEN Qiuqi	7	X	X	X	X	X	X	X						1		
21	ZHAO Yudiao	7	I	I	I	I	I	I	I	1/5	20	1/5					
22	SONG Qingling	7	X	X	X	X	X	X	X	1/10	10	1/8	0/2				
31	PAN Fengzhen (GK)	1					I										
Totals										17/83	20	16/58	1/25		7	3	
Against										8/78	10	4/42	3/35	1/1	5	1	

Legend:							
%	Conversion Percentage	(C)	Captain	(GK)	Goalkeeper	FG	Field Goal
G	Green Card	I	Substitute Player	MP	Matches Played	PC	Penalty Corner
PS	Penalty Stroke	R	Red Card	X	Starting Player	Y	Yellow Card



CUMULATIVE STATISTICS

累积技术统计 / STATISTIQUES CUMULÉES

JPN - Japan After 6 matches

Shirt No.	Name	MP	NZL	USA	ARG	GBR	GER	KOR	Goals/Shots					Cards			
									Total	%	FG	PC	PS	G	Y	R	
1	OKAMURA Ikuko (GK)	6	X	X	X	X	X	X									
2	MIURA Keiko	6	X	X	X	X	X	X	2/24	8		2/24					
4	ONO Mayumi	6	X	X	X	X	X	X	0/1	0	0/1						
5	KIMURA Chie	6	X	X	X	X	I	I	0/3	0	0/3						
6	KOMAZAWA Rika	6	X	X	X	X	X	X	1/3	33	1/3				1		
7	NAKAGAWA Miyuki	6	X	I	I	I	I	I	0/2	0	0/2						
8	MORIMOTO Sakae	6	X	X	X	X	X	X	1/5	20	1/5						
9	CHIBA Kaori	6	X	X	X	X	X	X	1/5	20	1/5						
10	YAMAMOTO Yukari	6	X	X	X	X	X	X	0/3	0	0/2	0/1		1			
11	TSUKUI Toshie	6	X	X	X	X	X	X	1/2	50	0/1	1/1		1			
13	IWAO Sachimi	6	I	X	X	I	X	X	0/1	0	0/1				2		
14	KATO Akemi (C)	6	X	X	X	X	X	X							1		
15	KOMORI Tomomi	6	I	I	I	X	X	X	0/2	0	0/2						
18	OZAWA Misaki	6	I	I	I	I	I	I							1		
20	KOZAKURA Chinami																
22	YOSHIKAWA Yuka (GK)																
Totals									6/51	11	3/25	3/26		6	1		
Against									9/58	15	5/36	4/22		5	4		

Legend:							
%	Conversion Percentage	(C)	Captain	(GK)	Goalkeeper	FG	Field Goal
G	Green Card	I	Substitute Player	MP	Matches Played	PC	Penalty Corner
PS	Penalty Stroke	R	Red Card	X	Starting Player	Y	Yellow Card



CUMULATIVE STATISTICS

累积技术统计 / STATISTIQUES CUMULÉES

NZL - New Zealand After 6 matches

Shirt No.	Name	MP	JPN	GER	GBR	USA	ARG	RSA	Goals/Shots					Cards		
									Total	%	FG	PC	PS	G	Y	R
1	SHARLAND Kayla	6	X	X	X	X	X	X	0/5	0	0/5			1		
2	NAYLOR Emily	6	X	X	X	X	X	X	0/2	0	0/2					
3	FORGESSON Krystal	6	X	X	X	X	X	X	1/4	25	0/2	1/2		2	2	
4	SAUNDERS Kate	6	X	X	X	X	X	X	0/3	0		0/3				
8	CLAXTON Jaimee	6	X	X	X	X	X	X	1/3	33	0/1	1/2		1		
10	IGASAN Elizabeth (C)	6	X	X	X	X	X	X	1/13	7		1/13		1		
11	CARR Stacey	6	X	X	X	X	X	X	0/2	0	0/2					
13	GALLETLY Joanne	6	X	X	X	X	X	X	1/1	100		1/1				
14	NOAKES Kimberley	6	I	I	I	I	I	I	0/1	0	0/1					
15	JURGELEIT Beth (GK)	5	X	X	X	X		X								
17	PAEWAI Caryn	6	X	X	X	X	X	X	0/3	0	0/3					
21	ROBERTS Niniwa	6	X	X	X	X	X	X	1/10	10	1/7	0/3				
22	FLYNN Gemma	6	I	I	I	I	I	I	2/7	28	0/5	2/2				
23	DRYSDALE Tara	6	I	I	I	I	I	I								
24	HORVATH Sheree	3				I	I	I								
26	WAWATAI Anita (GK)	1						X								
Totals									7/54	12	1/28	6/26		5	2	
Against									17/85	20	9/45	8/40		7	1	

Legend:	%	Conversion Percentage	(C)	Captain	(GK)	Goalkeeper	FG	Field Goal
G	Green Card	I	Substitute Player	MP	Matches Played	PC	Penalty Corner	
PS	Penalty Stroke	R	Red Card	X	Starting Player	Y	Yellow Card	



CUMULATIVE STATISTICS

累积技术统计 / STATISTIQUES CUMULÉES

ESP - Spain After 6 matches

Shirt No.	Name	MP	CHN	AUS	KOR	RSA	NED	USA	Goals/Shots					Cards			
									Total	%	FG	PC	PS	G	Y	R	
1	ROSA Maria Jesus (GK)	6	X	X	X	X	X	X									
2	MENENDEZ Julia	6	X	X	X	X	X	X									
3	YBARRA Rocio	6	X	X	X	X	X	X	1/5	20		1/5					
7	MALDA Barbara	6	I	I	I	I	I	I	0/2	0	0/2						
9	MUNOZ Silvia (C)	6	X	X	X	X	X	X	1/5	20	0/3	1/2					
10	BONASTRE Silvia	6	X	X	X	X	X	X								2	
11	ROMAGOSA Maria	6	I	X	X	X	X	X	1/14	7		1/14				1	
12	EJARQUE Marta	5	X	I	I		I	I									
13	HUERTAS Raquel	6	X	X	X	I	X	X	1/3	33	1/3					1	
14	SANCHEZ Pilar	6	X	X	X	X	X	X	1/1	100		1/1					
17	CAMON Nuria	6	X	X	X	X	X	X	1/6	16	0/2	1/4			1	1	
19	LOPEZ de EGUILAZ Maria (GK)	1	I														
20	CRUZ Montse	6	I	I	I	X	I	I									
21	TERMENS Ester	6	X	X	X	X	X	X	1/4	25	0/2	1/2			2	1	
22	COMERMA Gloria	6	I	I	I	I	I	I							1		
23	OLIVA Georgina	6	X	X	X	X	X	X	0/1	0		0/1			1		
Totals									7/41	17	1/12	6/29		8	3		
Against									14/80	17	8/52	6/28		4	3		

Legend:						
%	Conversion Percentage	(C)	Captain	(GK)	Goalkeeper	FG
G	Green Card	I	Substitute Player	MP	Matches Played	PC
PS	Penalty Stroke	R	Red Card	X	Starting Player	Y
						Field Goal
						Penalty Corner
						Yellow Card



CUMULATIVE STATISTICS

累积技术统计 / STATISTIQUES CUMULÉES

KOR - Korea After 6 matches

Shirt No.	Name	MP	AUS	NED	ESP	CHN	RSA	JPN	Goals/Shots					Cards			
									Total	%	FG	PC	PS	G	Y	R	
1	MOON Young Hui (GK)	6	X	X	X	X	X	X									1
3	CHO Hye Sook	3		I		X	I										
5	KIM Young Ran	6	X	X	X	I	X	X									
7	LEE Seon Ok (C)	6	X	X	X	X	X	X	5/22	22		2/19	3/3				3
8	KIM Jung Hee	6	X	X	X	X	X	X	0/1	0		0/1					
9	PARK Mi Hyun	6	X	I	X	X	X	X	2/7	28	2/7						1
10	KIM Jin Kyoung	6	I	X	I	I	X	I	0/3	0	0/1	0/2					1
11	KIM Mi Seon	6	X	X	X	X	X	X	1/7	14	1/7						
12	KIM Jong Eun	6	X	X	I	X	X	X	1/12	8	1/8	0/4					1
14	EUM Mi Young	6	X	I	I	X	I	X	0/2	0	0/1	0/1					1
15	GIM Sung Hee	6	X	X	X	X	X	X	2/6	33	0/4	2/2					
17	SEO Hye Jin	6	I	I	X	I	X	I	0/3	0	0/3						
18	PARK Jeong Sook	6	X	X	X	X	I	X	2/6	33	1/3	1/3					1
19	KIM Eun Sil	6	X	X	X	X	X	X	1/3	33		1/3					
22	KIM Darae	6	I	I	I	I	I	I	1/3	33	1/3						
23	HAN Hye Lyoung	6	I	X	X	I	I	I									
Totals									15/75	20	6/37	6/35	3/3	5	4		
Against									19/78	24	12/41	7/37		5	1		

Legend:							
%	Conversion Percentage	(C)	Captain	(GK)	Goalkeeper	FG	Field Goal
G	Green Card	I	Substitute Player	MP	Matches Played	PC	Penalty Corner
PS	Penalty Stroke	R	Red Card	X	Starting Player	Y	Yellow Card



CUMULATIVE STATISTICS

累积技术统计 / STATISTIQUES CUMULÉES

GBR - Great Britain After 6 matches

Shirt No.	Name	MP	GER	ARG	NZL	JPN	USA	AUS	Goals/Shots					Cards			
									Total	%	FG	PC	PS	G	Y	R	
2	STORRY Beth (GK)	6	X	X	X	X	X	X									
3	WOODING Lisa	6	I	I	I	I	I	I	0/2	0	0/1	0/1					
4	PANTER Anne	6	X	X	X	X	X	X	1/3	33	1/1	0/2					
5	CULLEN Crista	6	X	X	X	X	X	X	3/12	25		3/12			3		
6	CLEWLOW Mel	6	X	X	X	X	X	X	1/10	10		1/10					
7	CRADDOCK Charlotte	6	X	X	I	I	I	X	0/3	0	0/3				1		
8	RICHARDSON Helen	6	X	X	X	X	X	X	0/4	0	0/3	0/1					
9	ELLIS Joanne Catherine	6	I	I	I	X	I	I	0/1	0	0/1				1		
10	WRIGHT Lucilla	6	X	I	I	I	I	I	0/1	0	0/1						
11	WALSH Kate (C)	6	X	X	X	X	X	X	0/4	0		0/4			1		
12	ROGERS Chloe	6	X	X	X	X	X	X	0/1	0	0/1				1	1	
14	WALKER Rachel	5	X	I		I	X	X	0/4	0	0/4						
15	DANSON Alex	6	I	X	X	X	X	I	1/6	16	1/6						
18	THOMAS Sarah	6	I	X	X	X	X	X	1/2	50	0/1	1/1					
19	BARTLETT Laura	3				I	I	I	0/2	0	0/2						
22	ELLIS Jo	6	X	I	X	X	X	X	0/5	0	0/4	0/1					
Totals									7/60	11	2/28	5/32		6	2		
Against									11/65	16	5/33	6/32		7	1		

Legend:	%	Conversion Percentage	(C)	Captain	(GK)	Goalkeeper	FG	Field Goal
G	Green Card	I	Substitute Player	MP	Matches Played	PC	Penalty Corner	
PS	Penalty Stroke	R	Red Card	X	Starting Player	Y	Yellow Card	



CUMULATIVE STATISTICS

累积技术统计 / STATISTIQUES CUMULÉES

USA - United States After 6 matches

Shirt No.	Name	MP	ARG	JPN	GER	NZL	GBR	ESP	Goals/Shots					Cards		
									Total	%	FG	PC	PS	G	Y	R
3	LOY Angela	6	X	X	X	X	X	X	4/9	44	2/7	2/2				
4	DOTON Kelly	6	X	X	X	X	X	X	0/20	0		0/20				
7	GEY Jesse	6	I	I	I	I	I	I	0/3	0	0/3			1		
8	DAWSON Rachel	6	X	X	X	X	X	X	0/2	0	0/1	0/1				
10	SNOW Tiffany	6	X	X	X	X	X	X	1/8	12	1/5	0/3				
13	SMITH Keli	6	X	X	X	X	X	X	3/5	60	1/3	2/2				
15	SENSENIK Dana	6	I	I	I	I	I	I	1/3	33	0/2	1/1				
17	LINGO Carrie	6	X	X	X	X	X	X	0/2	0	0/2			1	1	
19	NICHOLS Caroline	6	I	I	I	I	I	I								
22	BARBER Kate (C)	6	X	X	X	X	X	X	1/12	8	1/10	0/2		1	1	
23	FALGOWSKI Katelyn	6	X	X	X	X	X	X								
24	RIZZO Dina	6	I	I	I	I	I	I	0/2	0	0/2					
25	TRAN Amy (GK)	6	X	X	X	X	X	X								
26	BASHORE Kayla	6	X	X	X	X	X	X	1/3	33	0/1	1/2			1	
27	GRANDALL Lauren	6	X	X	X	X	X	X	0/3	0	0/2	0/1				
28	POWLEY Lauren	6	I	I	I	I	I	I	0/1	0	0/1				1	
Totals									11/73	15	5/39	6/34		3	4	
Against									11/73	15	4/40	7/33		9	5	

Legend:							
%	Conversion Percentage	(C)	Captain	(GK)	Goalkeeper	FG	Field Goal
G	Green Card	I	Substitute Player	MP	Matches Played	PC	Penalty Corner
PS	Penalty Stroke	R	Red Card	X	Starting Player	Y	Yellow Card



CUMULATIVE STATISTICS

累积技术统计 / STATISTIQUES CUMULÉES

CORRECTED

RSA - South Africa After 6 matches

Shirt No.	Name	MP	NED	CHN	AUS	ESP	KOR	NZL	Goals/Shots					Cards			
									Total	%	FG	PC	PS	G	Y	R	
1	RIX Mariette (GK)	6	X	X	X	X	X	X									
2	MANGISA Vuyisanani (GK)	3	I					I	I								
3	HECTOR Kate	6	X	X	X	X	X	X	1/14	7	0/1	1/13		2			
5	HOSKING Taryn	6	X	X	X	X	X	X						1			
7	BROWN Cindy	6	X	I	I	X	X	X	1/7	14		1/7					
8	MARESCIA Marsha (C)	6	X	X	X	X	X	X	1/3	33	0/1	1/2					
10	RUSSELL Shelley	6	I	I	I	I	I	I	0/2	0	0/2						
13	DEETLEFS Lisa-Marie	6	X	X	I	X	X	I	0/2	0		0/2					
16	WILSON Jennifer	6	X	X	X	X	X	X	1/11	9	1/11						
17	GEORGE Lesle-Ann	6	I	I	I	I	I	X									
18	RYAN Vida	6	X	X	X	X	X	X	2/3	66	1/2	1/1		2			
19	RYAN Vidette	5	X	I	X		I	X									
21	MARAIS Lenise	6	I	X	X	X	X	X	0/1	0	0/1			1			
22	TAYLOR Kathleen	6	X	X	X	X	X	X	0/5	0	0/5			2			
24	BUTLER Fiona	6	I	X	X	I	X	I	0/1	0	0/1			1			
29	BRIGHT Tarryn	4	X	X	X	X			0/7	0	0/3	0/4					
Totals									6/56	10	2/27	4/29		9			
Against									19/88	21	7/46	10/40	2/2	6	2		

Legend:	%	Conversion Percentage	(C)	Captain	(GK)	Goalkeeper	FG	Field Goal
G	Green Card	I	Substitute Player	MP	Matches Played	PC	Penalty Corner	
PS	Penalty Stroke	R	Red Card	X	Starting Player	Y	Yellow Card	



OVERALL TEAM STATISTICS As of 22 AUG 2008

运动队技术统计 / STATISTIQUES DE L'ENSEMBLE DES ÉQUIPES

Team	MP		Goals/Shots					Cards		
			Total	%	FG	PC	PS	G	Y	R
ARG - Argentina	7	For	18/89	20	11/51	7/38		9	3	
		Against	13/75	17	5/38	8/37		4	2	
AUS - Australia	6	For	19/81	23	12/56	6/24	1/1	2		
		Against	9/55	16	5/28	4/27		6	2	
CHN - China	7	For	17/83	20	16/58	1/25		7	3	
		Against	8/78	10	4/42	3/35	1/1	5	1	
ESP - Spain	6	For	7/41	17	1/12	6/29		8	3	
		Against	14/80	17	8/52	6/28		4	3	
GBR - Great Britain	6	For	7/61	11	2/29	5/32		6	2	
		Against	11/65	16	5/33	6/32		7	1	
GER - Germany	7	For	15/87	17	9/55	6/32		8	1	
		Against	14/76	18	7/45	7/31		8		
JPN - Japan	6	For	6/51	11	3/25	3/26		6	1	
		Against	9/58	15	5/36	4/22		5	4	
KOR - Korea	6	For	15/75	20	6/37	6/35	3/3	5	4	
		Against	19/78	24	12/41	7/37		5	1	
NED - Netherlands	7	For	21/98	21	6/55	15/43		3		
		Against	5/40	12	3/28	1/11	1/1	5	1	
NZL - New Zealand	6	For	7/54	12	1/28	6/26		5	2	
		Against	17/85	20	9/45	8/40		7	1	
RSA - South Africa	6	For	6/56	10	2/27	4/29		9		
		Against	19/88	21	7/46	10/40	2/2	6	2	
USA - United States	6	For	11/74	14	5/40	6/34		3	4	
		Against	11/72	15	4/39	7/33		9	5	
Tournament Totals			149/850	17	74/473	71/373	4/4	71	23	

Legend:							
%	Conversion Percentage	FG	Field Goal	G	Green Card	MP	Matches Played
PC	Penalty Corner	PS	Penalty Stroke	R	Red Card	Y	Yellow Card


INDIVIDUAL STATISTICS As of 22 AUG 2008
 个人技术统计 / STATISTIQUES INDIVIDUELLES

SCORERS

Rank	Shirt No.	Name	Team	Matches Played	Goals			Total
					Field Goal	Penalty Corner	Penalty Stroke	
1	17	PAUMEN Maartje	NED	7		11		11
2	7	GULLA Alejandra	ARG	7	4	1		5
2	8	FU Baorong	CHN	7	5			5
2	7	LEE Seon Ok	KOR	6		2	3	5
5	11	REBECCHI Carla	ARG	7	3	1		4
5	4	EASTHAM Casey	AUS	6	1	3		4
5	11	TANG Chunling	CHN	7	4			4
5	3	LOY Angela	USA	6	2	2		4
9	32	HUDSON Nicole	AUS	6	3			3
9	24	LAMBERT Angela	AUS	6		2	1	3
9	30	YOUNG Sarah	AUS	6	3			3
9	17	LI Hongxia	CHN	7	3			3
9	5	CULLEN Crista	GBR	6		3		3
9	18	KUEHN Anke	GER	7	1	2		3
9	16	RINNE Fanny	GER	7	1	2		3
9	13	SMITH Keli	USA	6	1	2		3
17	24	BURKART Claudia	ARG	7		2		2
17	10	GARCIA Agustina	ARG	7	1	1		2
17	19	RUSSO Marine	ARG	7	2			2
17	13	LIDDELOW Shelly	AUS	5	2			2
17	10	GAO Lihua	CHN	7	2			2
17	22	BEERMANN Janine	GER	7	2			2
17	11	HOFFMANN Eileen	GER	7	1	1		2
17	7	KELLER Natascha	GER	7	2			2
17	13	RODEWALD Marion	GER	7	1	1		2
17	2	MIURA Keiko	JPN	6		2		2
17	15	GIM Sung Hee	KOR	6		2		2
17	18	PARK Jeong Sook	KOR	6	1	1		2
17	9	PARK Mi Hyun	KOR	6	2			2
17	27	AGLIOTTI Marilyn	NED	7	1	1		2
17	19	HOOG Ellen	NED	7	2			2
17	22	FLYNN Gemma	NZL	6		2		2
17	18	RYAN Vida	RSA	6	1	1		2
34	8	AYMAR Luciana	ARG	7	1			1
34	27	BARRIONUEVO Noel	ARG	7		1		1
34	4	LUCHETTI Rosario	ARG	7		1		1
34	12	BLYTH Madonna	AUS	6	1			1
34	11	HALLIDAY Emily	AUS	6		1		1
34	28	MUNRO Hope	AUS	6	1			1
34	6	RIVERS Megan	AUS	6	1			1
34	1	MA Yibo	CHN	7		1		1
34	22	SONG Qingling	CHN	7	1			1
34	21	ZHAO Yudiao	CHN	7	1			1
34	17	CAMON Nuria	ESP	6		1		1
34	13	HUERTAS Raquel	ESP	6	1			1
34	9	MUNOZ Silvia	ESP	6		1		1
34	11	ROMAGOSA Maria	ESP	6		1		1
34	14	SANCHEZ Pilar	ESP	6		1		1
34	21	TERMENS Ester	ESP	6		1		1
34	3	YBARRA Rocio	ESP	6		1		1
34	6	CLEWLOW Mel	GBR	6		1		1
34	15	DANSON Alex	GBR	6	1			1
34	4	PANTER Anne	GBR	6	1			1
34	18	THOMAS Sarah	GBR	6		1		1



INDIVIDUAL STATISTICS As of 22 AUG 2008
个人技术统计 / STATISTIQUES INDIVIDUELLES

SCORERS

Rank	Shirt No.	Name	Team	Matches Played	Goals			Total
					Field Goal	Penalty Corner	Penalty Stroke	
34	14	SCHOLZ Katharina	GER	7	1			1
34	9	CHIBA Kaori	JPN	6	1			1
34	6	KOMAZAWA Rika	JPN	6	1			1
34	8	MORIMOTO Sakae	JPN	6	1			1
34	11	TSUKUI Toshie	JPN	6		1		1
34	22	KIM Darae	KOR	6	1			1
34	19	KIM Eun Sil	KOR	6		1		1
34	12	KIM Jong Eun	KOR	6	1			1
34	11	KIM Mi Seon	KOR	6	1			1
34	14	BOOIJ Minke	NED	7		1		1
34	9	DIJKSTRA Wieke	NED	7	1			1
34	11	GODERIE Maartje	NED	7	1			1
34	3	MULDER Eefke	NED	7	1			1
34	15	SCHOPMAN Janneke	NED	7		1		1
34	18	van AS Naomi	NED	7		1		1
34	8	CLAXTON Jaimee	NZL	6		1		1
34	3	FORGESSON Krystal	NZL	6		1		1
34	13	GALLETLY Joanne	NZL	6		1		1
34	10	IGASAN Elizabeth	NZL	6		1		1
34	21	ROBERTS Niniwa	NZL	6	1			1
34	7	BROWN Cindy	RSA	6		1		1
34	3	HECTOR Kate	RSA	6		1		1
34	8	MARESCIA Marsha	RSA	6		1		1
34	16	WILSON Jennifer	RSA	6	1			1
34	22	BARBER Kate	USA	6	1			1
34	26	BASHORE Kayla	USA	6		1		1
34	15	SENENIG Dana	USA	6		1		1
34	10	SNOW Tiffany	USA	6	1			1



INDIVIDUAL STATISTICS As of 22 AUG 2008
个人技术统计 / STATISTIQUES INDIVIDUELLES

CARDS ISSUED

Shirt No.	Name	Team	Cards		
			Red	Yellow	Green
3	FORGESSON Krystal	NZL		2	2
7	GULLA Alejandra	ARG		2	1
21	TERMENS Ester	ESP		1	2
10	GAO Lihua	CHN		1	1
1	MA Yibo	CHN		1	1
17	CAMON Nuria	ESP		1	1
12	ROGERS Chloe	GBR		1	1
2	BACHMANN Tina	GER		1	1
22	BARBER Kate	USA		1	1
17	LINGO Carrie	USA		1	1
12	GONZALEZ OLIVA Mariana	ARG		1	
9	LI Shuang	CHN		1	
13	HUERTAS Raquel	ESP		1	
7	CRADDOCK Charlotte	GBR		1	
14	KATO Akemi	JPN		1	
12	KIM Jong Eun	KOR		1	
10	KIM Jin Kyoung	KOR		1	
18	PARK Jeong Sook	KOR		1	
9	PARK Mi Hyun	KOR		1	
26	BASHORE Kayla	USA		1	
28	POWLEY Lauren	USA		1	
18	KUEHN Anke	GER			4
8	AYMAR Luciana	ARG			3
5	CULLEN Crista	GBR			3
7	LEE Seon Ok	KOR			3
4	LUCHETTI Rosario	ARG			2
11	TANG Chunling	CHN			2
10	BONASTRE Silvia	ESP			2
13	IWAO Sachimi	JPN			2
3	HECTOR Kate	RSA			2
18	RYAN Vida	RSA			2
22	TAYLOR Kathleen	RSA			2
3	AICEGA Magdalena	ARG			1
15	HERNANDEZ Maria de la Paz	ARG			1
14	MARGALOT Mercedes	ARG			1
13	LIDDELOW Shelly	AUS			1
6	RIVERS Megan	AUS			1
19	CHEN Qiuqi	CHN			1
17	LI Hongxia	CHN			1
18	REN Ye	CHN			1
22	COMERMA Gloria	ESP			1
23	OLIVA Georgina	ESP			1
11	ROMAGOSA Maria	ESP			1
9	ELLIS Joanne Catherine	GBR			1
11	WALSH Kate	GBR			1
4	HAASE Mandy	GER			1
9	HEINLEIN Martina	GER			1
16	RINNE Fanny	GER			1
6	KOMAZAWA Rika	JPN			1
18	OZAWA Misaki	JPN			1
11	TSUKUI Toshie	JPN			1
10	YAMAMOTO Yukari	JPN			1
14	EUM Mi Young	KOR			1
1	MOON Young Hui	KOR			1
14	BOOIJ Minke	NED			1



INDIVIDUAL STATISTICS As of 22 AUG 2008
个人技术统计 / STATISTIQUES INDIVIDUELLES

CARDS ISSUED

Shirt No.	Name	Team	Cards		
			Red	Yellow	Green
12	WELTEN Lidewij	NED			1
7	van GEENHUIZEN Miek	NED			1
8	CLAXTON Jaimee	NZL			1
10	IGASAN Elizabeth	NZL			1
1	SHARLAND Kayla	NZL			1
24	BUTLER Fiona	RSA			1
5	HOSKING Taryn	RSA			1
21	MARAIS Lenise	RSA			1
7	GEY Jesse	USA			1



LEADING SCORER STATISTICS As of 22 AUG 2008

最佳射手技术统计 / STATISTIQUES DES MEILLEURS SCORES

LEADING SCORERS

Rank	Shirt No.	Name	Team	Matches Played	Goals			Total
					Field Goal	Penalty Corner	Penalty Stroke	
1	17	PAUMEN Maartje	NED	7		11		11
2	7	GULLA Alejandra	ARG	7	4	1		5
2	8	FU Baorong	CHN	7	5			5
2	7	LEE Seon Ok	KOR	6		2	3	5
5	11	REBECCHI Carla	ARG	7	3	1		4
5	4	EASTHAM Casey	AUS	6	1	3		4
5	11	TANG Chunling	CHN	7	4			4
5	3	LOY Angela	USA	6	2	2		4
9	32	HUDSON Nicole	AUS	6	3			3
9	24	LAMBERT Angela	AUS	6		2	1	3

Note: More players tied with the same rank than can fit in the list

LEADING FIELD GOAL SCORERS

Rank	Shirt No.	Name	Team	Matches Played	Goals
1	8	FU Baorong	CHN	7	5
2	7	GULLA Alejandra	ARG	7	4
2	11	TANG Chunling	CHN	7	4
4	11	REBECCHI Carla	ARG	7	3
4	32	HUDSON Nicole	AUS	6	3
4	30	YOUNG Sarah	AUS	6	3
4	17	LI Hongxia	CHN	7	3
8	19	RUSSO Marine	ARG	7	2
8	13	LIDDELOW Shelly	AUS	5	2
8	10	GAO Lihua	CHN	7	2

Note: More players tied with the same rank than can fit in the list

LEADING PENALTY CORNER SCORERS

Rank	Shirt No.	Name	Team	Matches Played	Goals
1	17	PAUMEN Maartje	NED	7	11
2	4	EASTHAM Casey	AUS	6	3
2	5	CULLEN Crista	GBR	6	3
4	24	BURKART Claudia	ARG	7	2
4	24	LAMBERT Angela	AUS	6	2
4	18	KUEHN Anke	GER	7	2
4	16	RINNE Fanny	GER	7	2
4	2	MIURA Keiko	JPN	6	2
4	15	GIM Sung Hee	KOR	6	2
4	7	LEE Seon Ok	KOR	6	2

Note: More players tied with the same rank than can fit in the list

LEADING PENALTY STROKE SCORERS

Rank	Shirt No.	Name	Team	Matches Played	Goals
1	7	LEE Seon Ok	KOR	6	3
2	24	LAMBERT Angela	AUS	6	1



COMPETITION OFFICIALS As of 9 AUG 2008
 竞赛官员 / OFFICIELS DE LA COMPÉTITION

Tournament Director

ELLIS Janet CAN

Technical Officers

BROWN Sheila RSA

PIGRETTI Laura ARG

STERN Rosie AUS

Jury Of Appeal

ALBERS Jan NED

CARR Dave RSA

CHILD Graham NZL

DILLON Annabel(Chairman) SIN

HIXON Pam USA

JAMALI Mir Zafarullah Khan PAK

le CLEF Jean-Claude BEL

NEILL Sue CAN

ROMMEL Wolfgang GER

TYE Pam AUS

Judges

GILL Julia	GBR	LIU Huirong	CHN
MARTENS-HODGES Stephanie	SIN	MEYER Carola	GER
MORROW Sheila	GBR	TUERO Anna	ESP

Umpires

ASHTON-LUCY Julie	AUS	BARTLEMA Stella	NED
CONEN Ute	GER	de KLERK Marelize	RSA
de la FUENTE Carolina	ARG	GARNETT Sarah	NZL
IPARRUGUIRRE Soledad	ARG	LEE Keum Ju	KOR
McRAE Anne	GBR	METCHETTE Carol	IRL
MIAO Lin	CHN	ROACH Lisa	AUS
SOMA Chieko	JPN	SPITALERI Gina	ITA
WOOLLEY Minka	AUS		

Medical Officer

MULLER-WEISE Wiebke GER

Umpires' Manager

HADFIELD Jan AUS

NOCKOLDS Jane GBR

WILSON Richard GBR



RESULTS SUMMARY As of 23 AUG 2008

成绩总结 / RÉSUMÉ DES RÉSULTATS

Date	Start Time	Match No.	Pitch No.	Phase	Teams	Halftime	Full Time	Extra Time	Penalty Strokes
MON 11 AUG	08:30	M01	1	Pool MA	GER vs CHN	1 - 1	4 - 1		
	10:30	M02	1	Pool MB	PAK vs GBR	0 - 3	2 - 4		
	18:00	M03	2	Pool MA	KOR vs NZL	1 - 0	1 - 3		
	18:30	M05	1	Pool MB	AUS vs CAN	3 - 0	6 - 1		
	20:30	M04	2	Pool MA	ESP vs BEL	2 - 1	4 - 2		
	21:00	M06	1	Pool MB	NED vs RSA	2 - 0	5 - 0		
WED 13 AUG	08:30	M07	1	Pool MB	RSA vs AUS	0 - 5	0 - 10		
	10:30	M08	1	Pool MA	CHN vs KOR	2 - 2	2 - 5		
	18:00	M09	2	Pool MB	CAN vs PAK	1 - 0	1 - 3		
	18:30	M11	1	Pool MA	BEL vs GER	1 - 1	1 - 1		
	20:30	M10	2	Pool MA	NZL vs ESP	0 - 0	0 - 1		
	21:00	M12	1	Pool MB	NED vs GBR	0 - 0	1 - 0		
FRI 15 AUG	08:30	M13	1	Pool MA	ESP vs CHN	1 - 1	2 - 1		
	10:30	M14	1	Pool MB	NED vs CAN	3 - 1	4 - 2		
	18:00	M15	2	Pool MA	BEL vs NZL	0 - 3	2 - 4		
	18:30	M17	1	Pool MB	PAK vs AUS	1 - 1	1 - 3		
	20:30	M16	2	Pool MA	KOR vs GER	1 - 1	3 - 3		
	21:00	M18	1	Pool MB	RSA vs GBR	0 - 1	0 - 2		
SUN 17 AUG	08:30	M19	1	Pool MB	GBR vs CAN	0 - 0	1 - 1		
	10:30	M20	1	Pool MA	KOR vs BEL	0 - 1	3 - 1		
	18:00	M21	2	Pool MB	PAK vs RSA	1 - 1	3 - 1		
	18:30	M23	1	Pool MA	NZL vs CHN	1 - 2	2 - 2		
	20:30	M22	2	Pool MB	AUS vs NED	0 - 0	2 - 2		
	21:00	M24	1	Pool MA	GER vs ESP	1 - 0	1 - 0		
TUE 19 AUG	08:30	M25	1	Pool MB	NED vs PAK	0 - 1	4 - 2		
	10:30	M26	1	Pool MA	GER vs NZL	2 - 0	3 - 1		
	18:00	M27	2	Pool MB	CAN vs RSA	2 - 2	5 - 3		
	18:30	M29	1	Pool MA	KOR vs ESP	0 - 1	1 - 2		
	20:30	M28	2	Pool MB	AUS vs GBR	0 - 1	3 - 3		
	21:00	M30	1	Pool MA	CHN vs BEL	1 - 2	1 - 3		
THU 21 AUG	08:30	M31	1	Classific. 9th - 10th	BEL vs CAN	2 - 0	3 - 0		
	11:00	M32	1	Classific. 7th - 8th	NZL vs PAK	1 - 0	4 - 2		
	18:00	M33	1	Semifinal	NED vs GER	0 - 0	1 - 1	1 - 1	3 - 4
	20:30	M34	1	Semifinal	ESP vs AUS	0 - 1	3 - 2		
SAT 23 AUG	08:30	M35	1	Classific. 11th - 12th	CHN vs RSA	1 - 1	3 - 3	4 - 3	
	11:00	M36	1	Classific. 5th - 6th	KOR vs GBR	0 - 0	2 - 5		
	18:00	M37	1	Bronze Medal Match	NED vs AUS	2 - 4	2 - 6		
	20:30	M38	1	Gold Medal Match	GER vs ESP	1 - 0	1 - 0		



TOURNAMENT SUMMARY As of 19 AUG 2008
赛事成绩总结 / RÉSUMÉ DE LA COMPÉTITION

POOL MA

Team	BEL	CHN	ESP	GER	KOR	NZL
BEL		3 - 1	2 - 4	1 - 1	1 - 3	2 - 4
CHN	1 - 3		1 - 2	1 - 4	2 - 5	2 - 2
ESP	4 - 2	2 - 1		0 - 1	2 - 1	1 - 0
GER	1 - 1	4 - 1	1 - 0		3 - 3	3 - 1
KOR	3 - 1	5 - 2	1 - 2	3 - 3		1 - 3
NZL	4 - 2	2 - 2	0 - 1	1 - 3	3 - 1	

Rank	Team	Matches				Goals			Points
		Played	Won	Drawn	Lost	For	Against	Diff.	
1	ESP	5	4	0	1	9	5	+4	12
2	GER	5	3	2	0	12	6	+6	11
3	KOR	5	2	1	2	13	11	+2	7
4	NZL	5	2	1	2	10	9	+1	7
5	BEL	5	1	1	3	9	13	-4	4
6	CHN	5	0	1	4	7	16	-9	1

POOL MB

Team	AUS	CAN	GBR	NED	PAK	RSA
AUS		6 - 1	3 - 3	2 - 2	3 - 1	10 - 0
CAN	1 - 6		1 - 1	2 - 4	1 - 3	5 - 3
GBR	3 - 3	1 - 1		0 - 1	4 - 2	2 - 0
NED	2 - 2	4 - 2	1 - 0		4 - 2	5 - 0
PAK	1 - 3	3 - 1	2 - 4	2 - 4		3 - 1
RSA	0 - 10	3 - 5	0 - 2	0 - 5	1 - 3	

Rank	Team	Matches				Goals			Points
		Played	Won	Drawn	Lost	For	Against	Diff.	
1	NED	5	4	1	0	16	6	+10	13
2	AUS	5	3	2	0	24	7	+17	11
3	GBR	5	2	2	1	10	7	+3	8
4	PAK	5	2	0	3	11	13	-2	6
5	CAN	5	1	1	3	10	17	-7	4
6	RSA	5	0	0	5	4	25	-21	0



TOURNAMENT SUMMARY As of 23 AUG 2008

赛事成绩总结 / RÉSUMÉ DE LA COMPÉTITION

Pool Rank	Final Standings Rank	Team
1MB NED - Netherlands		
Semifinal Match #M33, 21 AUG 18:00 2MA GER - Germany		
		GER (1-1, PSC 4-3)
		GER (1-0)
1MA ESP - Spain	1	GER - Germany
Semifinal Match #M34, 21 AUG 20:30 2MB AUS - Australia	2	ESP - Spain
		ESP (3-2)
		AUS (6-2)
NED	3	AUS - Australia
Bronze Medal Match Match #M37, 23 AUG 18:00 AUS	4	NED - Netherlands
3MA KOR - Korea		
Classific. 5th - 6th Match #M36, 23 AUG 11:00 3MB GBR - Great Britain	5	GBR - Great Britain
	6	KOR - Korea
		GBR (5-2)
4MA NZL - New Zealand		
Classific. 7th - 8th Match #M32, 21 AUG 11:00 4MB PAK - Pakistan	7	NZL - New Zealand
	8	PAK - Pakistan
		NZL (4-2)
5MA BEL - Belgium		
Classific. 9th - 10th Match #M31, 21 AUG 08:30 5MB CAN - Canada	9	BEL - Belgium
	10	CAN - Canada
		BEL (3-0)
6MA CHN - China		
Classific. 11th - 12th Match #M35, 23 AUG 08:30 6MB RSA - South Africa	11	CHN - China
	12	RSA - South Africa
		CHN (4-3,AET)

Legend:
AET After Extra Time PSC Penalty Stroke Competition



MEDALLISTS

奖牌获得者 / MÉDAILLÉS

GOLD	SILVER	BRONZE
GER - Germany	ESP - Spain	AUS - Australia
3 WITTE Philip	1 CORTES Francisco	1 DWYER Jamie
4 MUELLER Maximilian	2 FREIXA Santiago	2 DE YOUNG Liam
5 BIEDERLACK Sebastian	5 FABREGAS Francisco	6 HAMMOND Rob
7 NEVADO Carlos	6 SOJO Victor	9 KNOWLES Mark
9 FUERSTE Moritz	8 FABREGAS Alex	11 OCKENDEN Eddie
10 MONTAG Jan-Marco	9 AMAT Pol	12 GUEST David
13 HAUKE Tobias	10 TUBAU Eduard	13 DOERNER Luke
14 WEISSENBORN Tibor	11 OLIVA Roc	14 SCHUBERT Grant
15 WESS Benjamin	12 FERNANDEZ Juan	15 GEORGE Bevan
16 MEINERT Niklas	13 ALEGRE Ramon	17 SMITH Andrew
17 WESS Timo	16 RIBAS Xavier	18 LAMBERT Stephen
18 KORN Oliver	17 SALA Albert	19 MATHESON Eli
19 ZELLER Christopher	18 GARZA Rodrigo	23 WELLS Matthew
21 WEINHOLD Max	20 ENRIQUE Sergi	24 BROOKS Travis
22 WITTHAUS Matthias	21 ARBOS Eduard	28 BROWN Kiel
23 KELLER Florian	23 ALEGRE David	31 KAVANAGH Fergus
25 ZELLER Philipp		32 ABBOTT Des



MATCH REPORT

比赛报告 / BILAN DU MATCH

Date: MON 11 AUG 2008 Time: 08:30 Pool: MA Venue: Olympic Green Hockey Stadium Pitch: 1 Match No.: M01

Result

GER-Germany

Full Time	4 - 1
Halftime	1 - 1

CHN-China

Time on	Shirt No.	Name	▼ Green	■ Yellow	● Red
	8	3	WITTE Philip		
X	4	MUELLER Maximilian			
X	5	BIEDERLACK Sebastian			
X	7	NEVADO Carlos			
X	9	FUERSTE Moritz			
X	13	HAUKE Tobias			
X	14	WEISSENBORN Tibor		38	
7	15	WESS Benjamin			
11	16	MEINERT Niklas			
X	17	WESS Timo (C)			
6	18	KORN Oliver			
X	19	ZELLER Christopher			
X	21	WEINHOLD Max (GK)			
X	22	WITTHAUS Matthias			
7	23	KELLER Florian			
X	25	ZELLER Philipp			
Coach	WEISE Markus				

Time on	Shirt No.	Name	▼ Green	■ Yellow	● Red
X	1	SUN Tianjun			
X	6	LUO Fangming			
X	8	JIANG Xishang			
X	9	SONG Yi (C)	52		
X	10	LI Wei			
28	11	LU Fenghui			
24	12	MENG Xuguang			
19	15	LIU Xiantang			
38	16	MENG Lizhi			
X	17	HU Liang			
X	18	MENG Jun			
X	19	YU Yang			
X	20	NA Yubo			
X	25	SU Rifeng (GK)			
	27	TAO Zhinan (GK)			
X	32	HU Hui ren			
Coach	KIM Sang Ryul (KOR)				

Team Manager	Signature
HEIMPEL Jochen	
Umpire	Signature
LEIPER David (GBR)	
Judge	Signature
QUAYE-KUMAH Nii (GHA)	
Technical Officer	Signature
DEVADAS Mathavan (SIN)	

Team Manager	Signature
DU Zhaocai	
Umpire	Signature
KUMAR Satinder (IND)	
Judge	Signature
CORNOFSKY Larry (AUS)	
Reserve Umpire	Signature
SIMMONDS Gary (RSA)	

Team	Minute	Shirt No.	Action	Score
CHN	7	20	FG	0 - 1
GER	21	19	PC	1 - 1
GER	43	23	FG	2 - 1
GER	54	23	PC	3 - 1
GER	68	7	FG	4 - 1

Team	Minute	Shirt No.	Action	Score

Team	Minute	Shirt No.	Action	Score

Remarks

Tournament Director -

READ Ken (AUS)

Legend:	(C) Captain	(GK) Goalkeeper	FG Field Goal	PC Penalty Corner
X	Starting Player			

Match Highlights



MEN'S POOL MA MATCH M01

Olympic Green Hockey Stadium / MON 11 AUG 2008 / START TIME: 08:30

GER - Germany		Final Score		CHN - China	
		4-1			

Match No.: M01 **Time:** 08:30 **Weather Conditions:** Rain, 22C, Humidity 92%

Umpires: LEIPER David(GBR) ; KUMAR Satinder(IND)

Reserve Umpire: SIMMONDS Gary(RSA)

Match Statistics

GER		Goals / Shots					Cards			CHN		Goals / Shots					Cards		
Coach: WEISE Markus		Total	%	FG	PC	PS	G	Y	R	Coach: KIM Sang Ryul		Total	%	FG	PC	PS	G	Y	R
3	WITTE Philip									1	SUN Tianjun								
4	MUELLER Maximilian									6	LUO Fangming								
5	BIEDERLACK Sebastian									8	JIANG Xishang								
7	NEVADO Carlos	1/1	100	1/1						9	SONG Yi (C)	0/1	0	0/1					1
9	FUERSTE Moritz									10	LI Wei								
13	HAUKE Tobias									11	LU Fenghui	0/2	0	0/2					
14	WEISSENBORN Tibor								1	12	MENG Xuguang								
15	WESS Benjamin									15	LIU Xiantang								
16	MEINERT Niklas									16	MENG Lizhi								
17	WESS Timo (C)	0/2	0	0/2						17	HU Liang	0/1	0	0/1					
18	KORN Oliver									18	MENG Jun								
19	ZELLER Christopher	1/3	33	1/3						19	YU Yang								
21	WEINHOLD Max (GK)									20	NA Yubo	1/1	100	1/1					
22	WITTHAUS Matthias	0/6	0	0/6						25	SU Rifeng (GK)								
23	KELLER Florian	2/4	50	1/1	1/3					27	TAO Zhinan (GK)								
25	ZELLER Philipp	0/1	0	0/1						32	HU Huiren	0/1	0	0/1					
Totals:		4/17	23	2/8	2/9			1		Totals:	1/6	16	1/4	0/2					1

Play By Play

Time	Action	Score	Team	No.	Player	Time	Action	Score	Team	No.	Player
First Half						Second Half					
04:37	Shot Miss		CHN	17	HU Liang	35:00	Sub. No 11 off		CHN	6	LUO Fangming
05:22	Sub. No 7 off		GER	18	KORN Oliver	35:00	Sub. No 12 off		CHN	17	HU Liang
06:19	Sub. No 9 off		GER	15	WESS Benjamin	35:00	Sub. No 15 off		CHN	20	NA Yubo
06:22	Sub. No 22 off		GER	23	KELLER Florian	35:00	Sub. No 3 off		GER	9	FUERSTE Moritz
06:34	Shot Goal	0-1	CHN	20	NA Yubo	35:00	Sub. No 15 off		GER	13	HAUKE Tobias
07:28	Sub. No 13 off		GER	3	WITTE Philip	37:05	Shot Miss		GER	22	WITTHAUS Matthias
10:19	Sub. No 25 off		GER	16	MEINERT Niklas	37:37	Serious Injury		CHN	9	SONG Yi
11:17	Sub. No 19 off		GER	7	NEVADO Carlos	37:54	Sub. No 7 off		GER	3	WITTE Philip
12:16	PC		CHN			38:00	Yellow Card		GER	14	WEISSENBORN Tibor
13:01	Shot PC GK save		CHN	32	HU Huiren	38:00	Sub. No 9 off		CHN	16	MENG Lizhi
14:50	Sub. No 18 off		GER	19	ZELLER Christopher	40:17	Sub. No 19 off		GER	23	KELLER Florian
16:10	Sub. No 14 off		GER	9	FUERSTE Moritz	40:19	Sub. No 22 off		GER	18	KORN Oliver
16:13	Sub. No 23 off		GER	22	WITTHAUS Matthias	40:26	Sub. No 13 off		GER	15	WESS Benjamin
17:26	Shot GK save		GER	22	WITTHAUS Matthias	40:47	Sub. No 18 off		CHN	11	LU Fenghui
17:44	Shot Save		GER	22	WITTHAUS Matthias	42:15	Sub. No 20 off		CHN	9	SONG Yi
18:22	Sub. No 19 off		CHN	15	LIU Xiantang	42:21	Shot Goal	2-1	GER	23	KELLER Florian
18:52	Sub. No 5 off		GER	25	ZELLER Philipp	44:12	Shot Save		CHN	11	LU Fenghui
19:29	PC		GER			44:30	Sub. No 23 off		GER	19	ZELLER Christopher
20:29	Shot PC GK save		GER	19	ZELLER Christopher	44:34	Sub. No 9 off		GER	13	HAUKE Tobias
20:33	PC		GER			44:39	Sub. No 18 off		GER	7	NEVADO Carlos
20:54	Shot PC Goal	1-1	GER	19	ZELLER Christopher	46:05	Sub. No 19 off		CHN	15	LIU Xiantang
22:35	Sub. No 3 off		GER	14	WEISSENBORN Tibor	46:57	Sub. No 16 off		CHN	20	NA Yubo
22:38	Sub. No 7 off		GER	18	KORN Oliver	48:52	Sub. No 3 off		GER	9	FUERSTE Moritz
23:12	Sub. No 19 off		GER	23	KELLER Florian	49:52	Sub. No 7 off		GER	18	KORN Oliver
23:40	Sub. No 10 off		CHN	12	MENG Xuguang	49:56	Sub. No 19 off		GER	22	WITTHAUS Matthias
26:36	Shot GK save		GER	22	WITTHAUS Matthias	50:00	Suspension Ends		GER	14	WEISSENBORN Tibor
27:20	Sub. No 17 off		CHN	11	LU Fenghui	50:49	Sub. No 15 off		GER	23	KELLER Florian
28:12	Sub. No 1 off		CHN	10	LI Wei	50:54	Shot GK save		GER	22	WITTHAUS Matthias

29:02	Sub. No 15 off	GER	13	HAUKE Tobias	51:07	PC	GER		
29:11	Sub. No 9 off	GER	15	WESS Benjamin	51:46	Green Card	CHN	9	SONG Yi
29:41	Sub. No 6 off	CHN	1	SUN Tianjun	51:45	Shot PC GK save	GER	23	KELLER Florian
30:34	Sub. No 20 off	CHN	19	YU Yang	51:49	Shot PC GK save	GER	25	ZELLER Philipp
30:43	Sub. No 16 off	GER	5	BIEDERLACK Sebastian	51:53	PC	GER		
31:13	Sub. No 23 off	GER	7	NEVADO Carlos	52:12	Shot PC Save	GER	23	KELLER Florian
31:38	Sub. No 18 off	GER	19	ZELLER Christopher	52:17	PC	GER		
31:53	Sub. No 13 off	GER	3	WITTE Philip	52:42	Shot PC Save	GER	17	WESS Timo
34:18	PC	GER			52:45	PC	GER		
34:57	Shot PC Save	GER	19	ZELLER Christopher	53:15	Shot PC Save	GER	17	WESS Timo
					53:23	Shot PC Goal	3-1 GER	23	KELLER Florian
					53:32	Sub. No 11 off	CHN	18	MENG Jun
					54:08	Sub. No 25 off	GER	16	MEINERT Niklas
					54:42	Sub. No 17 off	CHN	19	YU Yang
					55:19	PC	CHN		
					56:19	Shot PC Save	CHN	9	SONG Yi
					57:02	Sub. No 23 off	GER	19	ZELLER Christopher
					57:47	Sub. No 18 off	GER	7	NEVADO Carlos
					57:50	Sub. No 9 off	GER	3	WITTE Philip
					57:53	Sub. No 19 off	CHN	11	LU Fenghui
					59:41	Sub. No 13 off	GER	15	WESS Benjamin
					59:44	Sub. No 5 off	GER	25	ZELLER Philipp
					60:04	Sub. No 14 off	GER	9	FUERSTE Moritz
					60:39	Shot Miss	GER	22	WITTHAUS Matthias
					62:51	Sub. No 10 off	CHN	12	MENG Xuguang
					64:12	Sub. No 9 off	CHN	16	MENG Lizhi
					64:48	Sub. No 3 off	GER	14	WEISSENBORN Tibor
					64:53	Sub. No 15 off	GER	23	KELLER Florian
					65:18	Shot GK save	CHN	11	LU Fenghui
					66:39	Sub. No 12 off	CHN	10	LI Wei
					66:59	Sub. No 22 off	GER	15	WESS Benjamin
					67:03	Sub. No 19 off	GER	18	KORN Oliver
					67:08	Shot Goal	4-1 GER	7	NEVADO Carlos
					67:43	Sub. No 25 off	GER	5	BIEDERLACK Sebastian
					68:34	Sub. No 7 off	GER	19	ZELLER Christopher
					68:43	Sub. No 9 off	GER	13	HAUKE Tobias

Pool MA Standings

Rank	Teams	P	W	D	L	GF	GA	GD	Pts
1	GER	1	1	0	0	4	1	+3	3
2	CHN	1	0	0	1	1	4	-3	0
3	BEL	0	0	0	0	0	0	0	0
3	ESP	0	0	0	0	0	0	0	0
3	KOR	0	0	0	0	0	0	0	0
3	NZL	0	0	0	0	0	0	0	0

Pool MA Next Round Matches

Teams	Date	Time
KOR vs NZL	11 AUG 2008	18:00
ESP vs BEL	11 AUG 2008	20:30
CHN vs KOR	13 AUG 2008	10:30
BEL vs GER	13 AUG 2008	18:30
NZL vs ESP	13 AUG 2008	20:30

Legend

AET - After Extra Time
 G - Green Card
 GF - Goals For
 PC - Penalty Corner
 Pts - Points
 W - Matches Won
 (C) - Captain

D - Matches Drawn
 GA - Goals Against
 L - Matches Lost
 PS - Penalty Stroke
 R - Red Card
 Y - Yellow Card
 (GK) - Goalkeeper

FG - Field Goal
 GD - Goals Difference
 P - Matches Played
 PSC - Penalty Stroke Competition
 S - Suspended
 % - Conversion Percentage



MATCH REPORT

比赛报告 / BILAN DU MATCH

Date: **MON 11 AUG 2008** Time: **18:00** Pool: **MA** Venue: **Olympic Green Hockey Stadium** Pitch: **2** Match No.: **M03**

Result

KOR-Korea

Full Time	1 - 3
Halftime	1 - 0

NZL-New Zealand

Time on	Shirt No.	Name	Green	Yellow	Red
X	1	KO Dong Sik (GK)			
13	2	KIM Byung Hoon			
24	3	KIM Chul	56		
X	5	KIM Yong Bae			
X	6	LEE Nam Yong			
X	7	SEO Jong Ho (C)			
X	8	KANG Seong Jung			
X	9	YOON Sung Hoon			
X	10	YOU Hyo Sik			
X	11	YEO Woon Kon	61		
X	15	CHA Jong Bok			
	16	LEE Myung Ho (GK)			
X	17	HONG Eun Seong			
16	19	KANG Moon Kweon			
19	22	KIM Sam Seok			
X	25	JANG Jong Hyun			
Coach		CHO Myung Jun			

Time on	Shirt No.	Name	Green	Yellow	Red
X	3	KOSOOF David			
7	6	CHILD Simon			
X	7	HOPPING Blair			
X	8	COUZINS Dean			
X	9	HENWOOD Casey			
X	10	ARCHIBALD Ryan (C)			
X	12	SHAW Bradley			
X	16	WOOLFORD Paul (GK)			
	17	PONTIFEX Kyle (GK)			
X	18	BURROWS Phillip			
X	19	SHAW Hayden	24		
16	20	NATION James			
X	24	BROOKS Gareth			
X	25	McALEESE Shea			
8	30	COLLIER Benjamin			
16	31	EDWARDS Steven			
Coach		McLEOD Shane			

Team Manager	Signature
CHO Sung Jun	
Umpire	Signature
GENTLES David (AUS)	
Judge	Signature
HARRIS Willard (TRI)	
Technical Officer	Signature
ISBERG Bjorn (SWE)	

Team Manager	Signature
MARR Kevin	
Umpire	Signature
MAIR Andy (GBR)	
Judge	Signature
BUDEISKY Alberto (ARG)	
Reserve Umpire	Signature
KUMAR Satinder (IND)	

Team	Minute	Shirt No.	Action	Score
KOR	12	6	PC	1 - 0
NZL	43	19	PC	1 - 1
NZL	57	19	PC	1 - 2
NZL	64	19	PC	1 - 3

Team	Minute	Shirt No.	Action	Score

Team	Minute	Shirt No.	Action	Score

Remarks

Tournament Director - READ Ken (AUS)

Legend:	(C) Captain	(GK) Goalkeeper	PC Penalty Corner	X Starting Player
---------	-------------	-----------------	-------------------	-------------------

Match Highlights



MEN'S POOL MA MATCH M03

Olympic Green Hockey Stadium / MON 11 AUG 2008 / START TIME: 18:00

KOR - Korea		Final Score		NZL - New Zealand	
		1-3			

Match No.: M03 **Time:** 18:00 **Weather Conditions:** Showers, 25C, Humidity 90%

Umpires: GENTLES David(AUS) ; MAIR Andy(GBR)

Reserve Umpire: KUMAR Satinder(IND)

Match Statistics

KOR		Goals / Shots					Cards			NZL		Goals / Shots					Cards		
Coach: CHO Myung Jun		Total	%	FG	PC	PS	G	Y	R	Coach: McLEOD Shane		Total	%	FG	PC	PS	G	Y	R
1	KO Dong Sik (GK)									3	KOSOOF David								
2	KIM Byung Hoon									6	CHILD Simon	0/2	0	0/2					
3	KIM Chul							1		7	HOPPING Blair								
5	KIM Yong Bae	0/1	0	0/1						8	COUZINS Dean								
6	LEE Nam Yong	1/4	25	0/3	1/1					9	HENWOOD Casey								
7	SEO Jong Ho (C)	0/2	0	0/2						10	ARCHIBALD Ryan (C)								
8	KANG Seong Jung	0/1	0	0/1						12	SHAW Bradley								
9	YOON Sung Hoon	0/1	0	0/1						16	WOOLFORD Paul (GK)								
10	YOU Hyo Sik	0/1	0	0/1						17	PONTIFEX Kyle (GK)								
11	YEO Woon Kon							1		18	BURROWS Phillip	0/3	0	0/3					
15	CHA Jong Bok									19	SHAW Hayden	3/4	75		3/4			1	
16	LEE Myung Ho (GK)									20	NATION James								
17	HONG Eun Seong									24	BROOKS Gareth	0/1	0	0/1					
19	KANG Moon Kweon									25	McALEESE Shea	0/1	0	0/1					
22	KIM Sam Seok									30	COLLIER Benjamin								
25	JANG Jong Hyun	0/5	0		0/5					31	EDWARDS Steven								
Totals:		1/15	6	0/9	1/6			2		Totals:	3/11	27	0/7	3/4				1	

Play By Play

Time	Action	Score	Team	No.	Player	Time	Action	Score	Team	No.	Player
First Half						Second Half					
02:51	Shot GK save		KOR	9	YOON Sung Hoon	36:00	Sub. No 24 off		NZL	6	CHILD Simon
03:24	Shot GK save		NZL	24	BROOKS Gareth	36:00	Sub. No 31 off		NZL	7	HOPPING Blair
06:13	Shot GK save		KOR	6	LEE Nam Yong	36:25	PC		KOR		
06:20	Sub. No 3 off		NZL	6	CHILD Simon	37:29	PC No Shot		KOR	25	JANG Jong Hyun
07:55	Sub. No 25 off		NZL	30	COLLIER Benjamin	41:02	Shot GK save		NZL	18	BURROWS Phillip
08:24	Shot GK save		NZL	6	CHILD Simon	41:05	PC		NZL		
09:55	Sub. No 18 off		NZL	3	KOSOOF David	42:29	Shot PC Goal	1-1	NZL	19	SHAW Hayden
10:30	Shot Miss		KOR	10	YOU Hyo Sik	42:45	Sub. No 3 off		NZL	24	BROOKS Gareth
10:47	PC		KOR			42:49	Sub. No 25 off		NZL	30	COLLIER Benjamin
11:58	Shot PC GK save		KOR	25	JANG Jong Hyun	45:12	Sub. No 18 off		NZL	3	KOSOOF David
12:00	Shot PC Goal	1-0	KOR	6	LEE Nam Yong	45:51	Sub. No 7 off		KOR	2	KIM Byung Hoon
12:12	Sub. No 9 off		KOR	2	KIM Byung Hoon	46:14	Sub. No 9 off		KOR	22	KIM Sam Seok
13:37	Sub. No 24 off		NZL	18	BURROWS Phillip	48:29	Sub. No 6 off		NZL	18	BURROWS Phillip
13:54	Sub. No 10 off		NZL	25	McALEESE Shea	49:11	Sub. No 10 off		NZL	25	McALEESE Shea
15:02	Sub. No 19 off		NZL	31	EDWARDS Steven	49:50	Shot GK save		NZL	18	BURROWS Phillip
15:07	Sub. No 8 off		NZL	20	NATION James	50:09	Sub. No 2 off		KOR	7	SEO Jong Ho
15:10	Sub. No 2 off		KOR	19	KANG Moon Kweon	50:14	Sub. No 19 off		NZL	31	EDWARDS Steven
15:48	Shot Miss		KOR	6	LEE Nam Yong	52:42	Sub. No 9 off		NZL	19	SHAW Hayden
16:06	Sub. No 6 off		KOR	9	YOON Sung Hoon	53:15	Sub. No 15 off		KOR	3	KIM Chul
17:55	Sub. No 6 off		NZL	24	BROOKS Gareth	53:47	Sub. No 24 off		NZL	6	CHILD Simon
18:17	Sub. No 30 off		NZL	10	ARCHIBALD Ryan	53:56	Sub. No 30 off		NZL	10	ARCHIBALD Ryan
18:58	Sub. No 8 off		KOR	22	KIM Sam Seok	54:11	PC		NZL		
19:26	Sub. No 7 off		KOR	2	KIM Byung Hoon	55:20	Shot PC Save		NZL	19	SHAW Hayden
19:39	Sub. No 12 off		NZL	8	COUZINS Dean	55:22	Green Card		KOR	3	KIM Chul
20:04	Sub. No 10 off		KOR	6	LEE Nam Yong	55:31	Sub. No 6 off		KOR	9	YOON Sung Hoon
20:59	Sub. No 9 off		NZL	19	SHAW Hayden	55:42	PC		NZL		
22:20	Sub. No 3 off		NZL	6	CHILD Simon	56:01	Shot PC Goal	1-2	NZL	19	SHAW Hayden
22:41	Sub. No 19 off		KOR	10	YOU Hyo Sik	56:18	Sub. No 3 off		KOR	15	CHA Jong Bok
23:09	Shot GK save		NZL	6	CHILD Simon	56:43	Shot GK save		NZL	18	BURROWS Phillip
23:09	Green Card		NZL	19	SHAW Hayden	57:20	Shot Miss		NZL	25	McALEESE Shea

23:38	Sub. No 18 off	<u>NZL</u>	30	<u>COLLIER Benjamin</u>	57:28	Sub. No 22 off	<u>KOR</u>	6	<u>LEE Nam Yong</u>
23:43	Sub. No 25 off	<u>KOR</u>	3	<u>KIM Chul</u>	57:36	Sub. No 3 off	<u>NZL</u>	24	<u>BROOKS Gareth</u>
23:55	Sub. No 2 off	<u>KOR</u>	7	<u>SEO Jong Ho</u>	58:07	Sub. No 18 off	<u>NZL</u>	30	<u>COLLIER Benjamin</u>
24:29	Sub. No 22 off	<u>KOR</u>	8	<u>KANG Seong Jung</u>	60:35	Sub. No 6 off	<u>NZL</u>	18	<u>BURROWS Phillip</u>
25:03	Shot GK save	<u>KOR</u>	5	<u>KIM Yong Bae</u>	60:36	Green Card	<u>KOR</u>	11	<u>YEO Woon Kon</u>
26:32	Shot Save	<u>KOR</u>	8	<u>KANG Seong Jung</u>	60:34	PC	<u>KOR</u>		
26:40	Sub. No 20 off	<u>NZL</u>	12	<u>SHAW Bradley</u>	61:20	Shot PC Miss	<u>KOR</u>	25	<u>JANG Jong Hyun</u>
26:45	Sub. No 24 off	<u>NZL</u>	18	<u>BURROWS Phillip</u>	62:10	PC	<u>NZL</u>		
28:12	Sub. No 3 off	<u>KOR</u>	25	<u>JANG Jong Hyun</u>	63:14	Shot PC Goal	1-3 <u>NZL</u>	19	<u>SHAW Hayden</u>
29:12	Shot Miss	<u>KOR</u>	6	<u>LEE Nam Yong</u>	63:34	Sub. No 30 off	<u>NZL</u>	6	<u>CHILD Simon</u>
29:16	Sub. No 30 off	<u>NZL</u>	3	<u>KOSOOF David</u>	63:39	Sub. No 24 off	<u>NZL</u>	3	<u>KOSOOF David</u>
29:20	Sub. No 6 off	<u>NZL</u>	24	<u>BROOKS Gareth</u>	69:13	Shot Miss	<u>KOR</u>	7	<u>SEO Jong Ho</u>
29:25	Sub. No 6 off	<u>KOR</u>	2	<u>KIM Byung Hoon</u>					
29:36	Serious Injury	<u>NZL</u>	7	<u>HOPPING Blair</u>					
29:56	Sub. No 7 off	<u>NZL</u>	20	<u>NATION James</u>					
30:28	Shot GK save	<u>KOR</u>	7	<u>SEO Jong Ho</u>					
30:33	PC	<u>KOR</u>							
31:26	Shot PC GK save	<u>KOR</u>	25	<u>JANG Jong Hyun</u>					
31:53	Sub. No 20 off	<u>NZL</u>	9	<u>HENWOOD Casey</u>					
32:00	Sub. No 2 off	<u>KOR</u>	6	<u>LEE Nam Yong</u>					
33:41	PC	<u>KOR</u>							
34:37	Shot PC GK save	<u>KOR</u>	25	<u>JANG Jong Hyun</u>					

Pool MA Standings

Rank	Teams	P	W	D	L	GF	GA	GD	Pts
1	<u>GER</u>	1	1	0	0	4	1	+3	3
2	<u>NZL</u>	1	1	0	0	3	1	+2	3
3	<u>KOR</u>	1	0	0	1	1	3	-2	0
4	<u>CHN</u>	1	0	0	1	1	4	-3	0
5	<u>BEL</u>	0	0	0	0	0	0	0	0
5	<u>ESP</u>	0	0	0	0	0	0	0	0

Pool MA Next Round Matches

Teams	Date	Time
<u>ESP vs BEL</u>	11 AUG 2008	20:30
<u>CHN vs KOR</u>	13 AUG 2008	10:30
<u>BEL vs GER</u>	13 AUG 2008	18:30
<u>NZL vs ESP</u>	13 AUG 2008	20:30

Legend

AET - After Extra Time
G - Green Card
GF - Goals For
PC - Penalty Corner
Pts - Points
W - Matches Won
(C) - Captain

D - Matches Drawn
GA - Goals Against
L - Matches Lost
PS - Penalty Stroke
R - Red Card
Y - Yellow Card
(GK) - Goalkeeper

FG - Field Goal
GD - Goals Difference
P - Matches Played
PSC - Penalty Stroke Competition
S - Suspended
% - Conversion Percentage



MATCH REPORT

比赛报告 / BILAN DU MATCH

Date: **MON 11 AUG 2008** Time: **20:30** Pool: **MA** Venue: **Olympic Green Hockey Stadium** Pitch: **2** Match No.: **M04**

Result

ESP-Spain

Full Time	4 - 2
Halftime	2 - 1

BEL-Belgium

Time on	Shirt No.	Name	▼ Green	■ Yellow	● Red
X	1	CORTES Francisco (GK)			
X	2	FREIXA Santiago			
X	5	FABREGAS Francisco (C)			
12	6	SOJO Victor			
X	8	FABREGAS Alexandre			
X	9	AMAT Pol			
X	10	TUBAU Eduard			
12	11	OLIVA Roc			
57	12	FERNANDEZ Juan			
X	13	ALEGRE Ramon	70		
X	16	RIBAS Xavier			
13	17	SALA Albert			
X	18	GARZA Rodrigo			
X	20	ENRIQUE Sergi			
12	21	ARBOS Eduard			
X	23	ALEGRE David			
Coach		HENDRIKS Maurits (NED)			

Time on	Shirt No.	Name	▼ Green	■ Yellow	● Red
X	1	DE GREVE Cedric (GK)			
X	2	RECKINGER Xavier			
13	4	RENAER Thierry			
10	5	DEKEYSER Jerome			
X	6	VANDEWEGHE Loic (C)			
X	7	DOHMEN John-John			
X	8	VAN DEN BALCK Thomas			
X	9	LUYCX Maxime			
X	10	CHARLIER Cedric			
X	11	VANDEWEGHE Charles			
11	14	GOLDBERG Philippe			
X	15	GUCASSOFF Gregory			
X	17	BRIELS Thomas			
9	18	HOUSSEIN Patrice			
X	19	DENAYER Felix			
11	28	TRUYENS Jerome			
Coach		COMMENS Adam (AUS)			

Team Manager	Signature
NEGRE Pablo	
Umpire	Signature
GRIME Murray (AUS)	
Judge	Signature
RENAUD Alain (FRA)	
Technical Officer	Signature
DEVADAS Mathavan (SIN)	

Team Manager	Signature
LECHAT Jacques	
Umpire	Signature
VAN EERT Roel (NED)	
Judge	Signature
BRACA Guido (ITA)	
Reserve Umpire	Signature
SINGH Amarjit (MAS)	

Team	Minute	Shirt No.	Action	Score
ESP	8	9	FG	1 - 0
ESP	20	2	FG	2 - 0
BEL	26	28	FG	2 - 1
ESP	41	16	PC	3 - 1
ESP	49	6	FG	4 - 1

Team	Minute	Shirt No.	Action	Score
BEL	63	5	PC	4 - 2

Team	Minute	Shirt No.	Action	Score

Remarks

Tournament Director -

READ Ken (AUS)

Legend:						
(C)	Captain	(GK)	Goalkeeper	FG	Field Goal	PC
X	Starting Player					Penalty Corner

Match Highlights



MEN'S POOL MA MATCH M04

Olympic Green Hockey Stadium / MON 11 AUG 2008 / START TIME: 20:30

ESP - Spain		Final Score		BEL - Belgium	
		4-2			
Match No.:	M04	Time:	20:30	Weather Conditions:	Showers, 25C, Humidity 90%
Umpires:	GRIME Murray(AUS) ; VAN EERT Roel(NED)				
Reserve Umpire:	SINGH Amarjit(MAS)				

Match Statistics

ESP		Goals / Shots					Cards			BEL		Goals / Shots					Cards		
Coach: HENDRIKS Maurits	Total	%	FG	PC	PS	G	Y	R	Coach: COMMENS Adam	Total	%	FG	PC	PS	G	Y	R		
1 CORTES Francisco (GK)									1 DE GREVE Cedric (GK)										
2 FREIXA Santiago	1/3	33	1/2	0/1					2 RECKINGER Xavier										
5 FABREGAS Francisco (C)									4 RENAER Thierry										
6 SOJO Victor	1/1	100	1/1						5 DEKEYSER Jerome	1/5	20	0/1	1/4						
8 FABREGAS Alexandre	0/1	0	0/1						6 VANDEWEGHE Loic (C)										
9 AMAT Pol	1/2	50	1/2						7 DOHMEN John-John										
10 TUBAU Eduard	0/1	0	0/1						8 VAN DEN BALCK Thomas										
11 OLIVA Roc									9 LUYCX Maxime										
12 FERNANDEZ Juan									10 CHARLIER Cedric	0/1	0	0/1							
13 ALEGRE Ramon	0/1	0	0/1			1			11 VANDEWEGHE Charles										
16 RIBAS Xavier	1/3	33		1/3					14 GOLDBERG Philippe										
17 SALA Albert									15 GUCASSOFF Gregory										
18 GARZA Rodrigo									17 BRIELS Thomas										
20 ENRIQUE Sergi									18 HOUSSEIN Patrice										
21 ARBOS Eduard	0/3	0	0/3						19 DENAYER Felix	0/1	0	0/1							
23 ALEGRE David									28 TRUYENS Jerome	1/1	100	1/1							
Totals:	4/15	26	3/11	1/4		1			Totals:	2/8	25	1/4	1/4						

Play By Play

Time	Action	Score	Team	No.	Player	Time	Action	Score	Team	No.	Player
First Half						Second Half					
06:02	Shot GK save		ESP	2	FREIXA Santiago	36:35	Shot GK save		BEL	10	CHARLIER Cedric
06:13	Shot Miss		ESP	8	FABREGAS Alexandre	36:58	Sub. No 11 off		ESP	2	FREIXA Santiago
08:00	Shot Goal	1-0	ESP	9	AMAT Pol	37:02	Sub. No 21 off		ESP	10	TUBAU Eduard
08:35	Sub. No 15 off		BEL	18	HOUSSEIN Patrice	37:09	Sub. No 6 off		ESP	9	AMAT Pol
09:40	Sub. No 10 off		BEL	5	DEKEYSER Jerome	37:30	Sub. No 5 off		BEL	2	RECKINGER Xavier
10:05	Sub. No 11 off		BEL	28	TRUYENS Jerome	37:34	Sub. No 4 off		BEL	9	LUYCX Maxime
10:32	Sub. No 7 off		BEL	14	GOLDBERG Philippe	37:37	Sub. No 14 off		BEL	11	VANDEWEGHE Charles
11:19	Sub. No 10 off		ESP	21	ARBOS Eduard	39:46	PC		ESP		
11:25	Sub. No 2 off		ESP	11	OLIVA Roc	40:35	Shot PC Goal	3-1	ESP	16	RIBAS Xavier
11:39	Sub. No 9 off		ESP	6	SOJO Victor	40:43	Sub. No 11 off		BEL	28	TRUYENS Jerome
12:06	Sub. No 2 off		BEL	4	RENAER Thierry	43:37	Sub. No 9 off		BEL	14	GOLDBERG Philippe
12:20	Sub. No 8 off		BEL	15	GUCASSOFF Gregory	44:11	Sub. No 8 off		BEL	18	HOUSSEIN Patrice
12:59	Sub. No 23 off		ESP	17	SALA Albert	44:30	Sub. No 9 off		ESP	6	SOJO Victor
13:19	Minor Injury		ESP	11	OLIVA Roc	44:44	Sub. No 2 off		ESP	11	OLIVA Roc
14:14	PC		ESP			44:53	Sub. No 10 off		ESP	21	ARBOS Eduard
15:02	Shot PC Miss		ESP	16	RIBAS Xavier	44:57	PC		ESP		
15:10	Sub. No 9 off		BEL	7	DOHMEN John-John	45:48	Shot PC Miss		ESP	16	RIBAS Xavier
15:15	Sub. No 17 off		BEL	10	CHARLIER Cedric	46:18	Sub. No 10 off		BEL	11	VANDEWEGHE Charles
18:01	Sub. No 21 off		ESP	10	TUBAU Eduard	46:55	Sub. No 17 off		BEL	5	DEKEYSER Jerome
18:06	Shot GK save		ESP	10	TUBAU Eduard	48:13	Sub. No 23 off		ESP	17	SALA Albert
18:25	Sub. No 6 off		ESP	2	FREIXA Santiago	48:22	Shot GK save		ESP	21	ARBOS Eduard
18:57	Sub. No 5 off		ESP	23	ALEGRE David	48:26	Shot Goal	4-1	ESP	6	SOJO Victor
19:23	Sub. No 6 off		BEL	2	RECKINGER Xavier	48:59	Sub. No 2 off		BEL	4	RENAER Thierry
19:32	Sub. No 14 off		BEL	9	LUYCX Maxime	49:03	Sub. No 18 off		BEL	2	RECKINGER Xavier

19:35	Shot Goal	2-0	ESP	2	<u>FREIXA Santiago</u>	49:25	Sub. No 15 off	BEL	8	<u>VAN DEN BALCK Thomas</u>	
19:53	Sub. No 5 off		BEL	11	<u>VANDEWEGHE Charles</u>	49:27	Sub. No 14 off	BEL	9	<u>LUYCX Maxime</u>	
20:01	Sub. No 15 off		BEL	8	<u>VAN DEN BALCK Thomas</u>	50:45	Sub. No 11 off	BEL	10	<u>CHARLIER Cedric</u>	
20:09	Sub. No 10 off		BEL	17	<u>BRIELS Thomas</u>	51:07	Sub. No 6 off	ESP	10	<u>TUBAU Eduard</u>	
21:26	Sub. No 4 off		BEL	6	<u>VANDEWEGHE Loic</u>	51:30	PC	BEL			
22:18	Sub. No 11 off		ESP	9	<u>AMAT Pol</u>	52:23	PC No Shot	BEL	5	<u>DEKEYSER Jerome</u>	
23:04	Sub. No 19 off		BEL	4	<u>RENAER Thierry</u>	52:34	Sub. No 21 off	ESP	2	<u>FREIXA Santiago</u>	
25:11	Shot Goal	2-1	BEL	28	<u>TRUYENS Jerome</u>	52:37	Sub. No 11 off	ESP	9	<u>AMAT Pol</u>	
25:18	Sub. No 8 off		ESP	5	<u>FABREGAS Francisco</u>	52:55	Sub. No 8 off	BEL	15	<u>GUCASSOFF Gregory</u>	
25:38	Sub. No 28 off		BEL	5	<u>DEKEYSER Jerome</u>	53:31	Shot GK save	ESP	9	<u>AMAT Pol</u>	
27:45	Sub. No 7 off		BEL	14	<u>GOLDBERG Philippe</u>	53:56	Sub. No 28 off	BEL	11	<u>VANDEWEGHE Charles</u>	
27:49	Sub. No 11 off		BEL	10	<u>CHARLIER Cedric</u>	54:54	Sub. No 5 off	ESP	23	<u>ALEGRE David</u>	
27:56	Sub. No 8 off		BEL	15	<u>GUCASSOFF Gregory</u>	55:00	Sub. No 2 off	BEL	18	<u>HOUSSEIN Patrice</u>	
29:20	Sub. No 6 off		BEL	19	<u>DENAYER Felix</u>	56:01	Sub. No 9 off	BEL	14	<u>GOLDBERG Philippe</u>	
29:35	Sub. No 9 off		ESP	6	<u>SOJO Victor</u>	56:07	Sub. No 20 off	ESP	12	<u>FERNANDEZ Juan</u>	
30:33	Sub. No 2 off		BEL	8	<u>VAN DEN BALCK Thomas</u>	56:31	Sub. No 15 off	BEL	8	<u>VAN DEN BALCK Thomas</u>	
30:50	Sub. No 10 off		ESP	21	<u>ARBOS Eduard</u>	56:44	Sub. No 6 off	BEL	2	<u>RECKINGER Xavier</u>	
30:54	Sub. No 17 off		ESP	8	<u>FABREGAS Alexandre</u>	57:55	Sub. No 2 off	ESP	6	<u>SOJO Victor</u>	
30:56	Sub. No 2 off		ESP	11	<u>OLIVA Roc</u>	58:47	Sub. No 10 off	ESP	21	<u>ARBOS Eduard</u>	
31:21	Shot Miss		ESP	13	<u>ALEGRE Ramon</u>	58:50	Sub. No 9 off	ESP	11	<u>OLIVA Roc</u>	
31:29	Sub. No 18 off		BEL	6	<u>VANDEWEGHE Loic</u>	61:05	Sub. No 8 off	ESP	5	<u>FABREGAS Francisco</u>	
31:44	Sub. No 9 off		BEL	7	<u>DOHMEN John-John</u>	61:13	Sub. No 14 off	BEL	9	<u>LUYCX Maxime</u>	
34:25	Shot GK save		ESP	21	<u>ARBOS Eduard</u>	61:18	Sub. No 11 off	BEL	28	<u>TRUYENS Jerome</u>	
34:55	Shot GK save		ESP	21	<u>ARBOS Eduard</u>	61:27	Sub. No 13 off	ESP	20	<u>ENRIQUE Sergi</u>	
						61:37	Sub. No 18 off	BEL	6	<u>VANDEWEGHE Loic</u>	
						62:20	Shot GK save	BEL	5	<u>DEKEYSER Jerome</u>	
						62:50	PC	BEL			
						63:00	Shot PC Goal	4-2	BEL	5	<u>DEKEYSER Jerome</u>
						65:18	Shot Miss	BEL	19	<u>DENAYER Felix</u>	
						65:48	Sub. No 6 off	ESP	10	<u>TUBAU Eduard</u>	
						65:52	Sub. No 21 off	ESP	2	<u>FREIXA Santiago</u>	
						66:02	Sub. No 17 off	ESP	8	<u>FABREGAS Alexandre</u>	
						66:19	PC	ESP			
						67:10	Shot PC GK save	ESP	2	<u>FREIXA Santiago</u>	
						68:37	Sub. No 11 off	ESP	9	<u>AMAT Pol</u>	
						68:44	Sub. No 12 off	ESP	13	<u>ALEGRE Ramon</u>	
						69:16	PC	BEL			
						70:00	Green Card	ESP	13	<u>ALEGRE Ramon</u>	
						70+	Shot PC GK save	BEL	5	<u>DEKEYSER Jerome</u>	
						70+	PC	BEL			
						70+	Shot PC GK save	BEL	5	<u>DEKEYSER Jerome</u>	

Pool MA Standings

Rank	Teams	P	W	D	L	GF	GA	GD	Pts
1	<u>GER</u>	1	1	0	0	4	1	+3	3
2	<u>ESP</u>	1	1	0	0	4	2	+2	3
3	<u>NZL</u>	1	1	0	0	3	1	+2	3
4	<u>BEL</u>	1	0	0	1	2	4	-2	0
5	<u>KOR</u>	1	0	0	1	1	3	-2	0
6	<u>CHN</u>	1	0	0	1	1	4	-3	0

Pool MA Next Round Matches

Teams	Date	Time
<u>CHN</u> vs <u>KOR</u>	13 AUG 2008	10:30
<u>BEL</u> vs <u>GER</u>	13 AUG 2008	18:30
<u>NZL</u> vs <u>ESP</u>	13 AUG 2008	20:30

Legend

AET - After Extra Time

D - Matches Drawn

FG - Field Goal

G - Green Card
GF - Goals For
PC - Penalty Corner
Pts - Points
W - Matches Won
(C) - Captain

GA - Goals Against
L - Matches Lost
PS - Penalty Stroke
R - Red Card
Y - Yellow Card
(GK) - Goalkeeper

GD - Goals Difference
P - Matches Played
PSC - Penalty Stroke Competition
S - Suspended
% - Conversion Percentage

21:54:03 11 AUG 2008
HOM400A03_C69 1.0



MATCH REPORT

比赛报告 / BILAN DU MATCH

Date: WED 13 AUG 2008 Time: 10:30 Pool: MA Venue: Olympic Green Hockey Stadium Pitch: 1 Match No.: M08

Result

CHN-China

Full Time	2 - 5
Halftime	2 - 2

KOR-Korea

Time on	Shirt No.	Name	Green	Yellow	Red
X	1	SUN Tianjun			
X	6	LUO Fangming	24		
X	8	JIANG Xishang			
X	9	SONG Yi (C)			
X	10	LI Wei			
16	11	LU Fenghui			
18	12	MENG Xuguang			
11	15	LIU Xiantang			
21	16	MENG Lizhi			
X	17	HU Liang	12	45	
X	18	MENG Jun			
X	19	YU Yang	18		
X	20	NA Yubo			
X	25	SU Rifeng (GK)			
	27	TAO Zhinan (GK)			
X	32	HU Hui ren			
Coach		KIM Sang Ryul (KOR)			

Time on	Shirt No.	Name	Green	Yellow	Red
X	1	KO Dong Sik (GK)			
15	2	KIM Byung Hoon			
23	3	KIM Chul			
X	5	KIM Yong Bae			
X	6	LEE Nam Yong	12		
X	7	SEO Jong Ho (C)			
X	8	KANG Seong Jung			
X	9	YOON Sung Hoon			
X	10	YOU Hyo Sik		30	
X	11	YEO Woon Kon			
X	15	CHA Jong Bok		22	
11	16	LEE Myung Ho (GK)			
X	17	HONG Eun Seong			
18	19	KANG Moon Kweon			
21	22	KIM Sam Seok			
X	25	JANG Jong Hyun			
Coach		CHO Myung Jun			

Team Manager	Signature
DU Zhaocai	
Umpire	Signature
SINGH Amarjit (MAS)	
Judge	Signature
CORNOFSKY Larry (AUS)	
Technical Officer	Signature
ISBERG Bjorn (SWE)	

Team Manager	Signature
CHO Sung Jun	
Umpire	Signature
EHLERS Henrik (DEN)	
Judge	Signature
QUAYE-KUMAH Nii (GHA)	
Reserve Umpire	Signature
KUMAR Satinder (IND)	

Team	Minute	Shirt No.	Action	Score
CHN	6	20	FG	1 - 0
CHN	8	9	PC	2 - 0
KOR	13	7	FG	2 - 1
KOR	35+	25	PC	2 - 2
KOR	55	25	PC	2 - 3

Team	Minute	Shirt No.	Action	Score
KOR	57	25	PC	2 - 4
KOR	67	8	FG	2 - 5

Team	Minute	Shirt No.	Action	Score

Remarks

Tournament Director - READ Ken (AUS)

Legend:	(C) Captain	(GK) Goalkeeper	X Starting Player
---------	-------------	-----------------	-------------------

Match Highlights



MEN'S POOL MA MATCH M08

Olympic Green Hockey Stadium / WED 13 AUG 2008 / START TIME: 10:30

CHN - China		Final Score		KOR - Korea	
		2-5			
Match No.:	M08	Time:	10:30	Weather Conditions:	Cloudy, 26C, Humidity 85%
Umpires:	SINGH Amarjit(MAS) ; EHLERS Henrik(DEN)				
Reserve Umpire:	KUMAR Satinder(IND)				

Match Statistics

CHN		Goals / Shots					Cards			KOR		Goals / Shots					Cards		
Coach: KIM Sang Ryul		Total	%	FG	PC	PS	G	Y	R	Coach: CHO Myung Jun		Total	%	FG	PC	PS	G	Y	R
1	<u>SUN Tianjun</u>									1	1								
6	<u>LUO Fangming</u>																		
8	<u>JIANG Xishang</u>																		
9	<u>SONG Yi (C)</u>	1/2	50			1/2													
10	<u>LI Wei</u>											0/4	0	0/3	0/1				1
11	<u>LU Fenghui</u>											1/3	33	1/3					
12	<u>MENG Xuguang</u>											1/1	100	1/1					
15	<u>LIU Xiantang</u>											0/2	0	0/2					
16	<u>MENG Lizhi</u>	0/1	0	0/1								0/3	0	0/3					1
17	<u>HU Liang</u>						1	1				0/2	0	0/1	0/1				
18	<u>MENG Jun</u>																		1
19	<u>YU Yang</u>							1											
20	<u>NA Yubo</u>	1/2	50	1/2															
25	<u>SU Rifeng (GK)</u>																		
27	<u>TAO Zhinan (GK)</u>																		
32	<u>HU Huiren</u>	0/1	0		0/1							3/6	50		3/6				
Totals:		2/6	33	1/3	1/3		3	1		Totals:	5/21	23	2/13	3/8		1	2		

Play By Play

Time	Action	Score	Team	No.	Player	Time	Action	Score	Team	No.	Player
First Half						Second Half					
03:09	Shot GK save		KOR	9	YOON Sung Hoon	35:23	Sub. No 2 off		KOR	6	LEE Nam Yong
03:28	Minor Injury		CHN	25	SU Rifeng	35:28	Sub. No 3 off		KOR	9	YOON Sung Hoon
05:33	Shot Goal	1-0	CHN	20	NA Yubo	36:11	Sub. No 12 off		CHN	10	LI Wei
06:52	PC		CHN			36:11	Sub. No 9 off		CHN	8	JIANG Xishang
07:51	Shot PC Goal	2-0	CHN	9	SONG Yi	37:33	Shot Save		KOR	7	SEO Jong Ho
11:00	Sub. No 9 off		CHN	15	LIU Xiantang	37:36	PC		KOR		
11:00	Sub. No 1 off		KOR	16	LEE Myung Ho	38:33	Shot PC Save		KOR	25	JANG Jong Hyun
12:00	Green Card		CHN	17	HU Liang	38:42	Sub. No 18 off		CHN	16	MENG Lizhi
12:00	Green Card		KOR	6	LEE Nam Yong	38:44	Serious Injury		CHN	18	MENG Jun
12:36	Shot Goal	2-1	KOR	7	SEO Jong Ho	39:07	Sub. No 19 off		CHN	11	LU Fenghui
13:49	Sub. No 15 off		CHN	9	SONG Yi	43:09	PC		CHN		
14:25	Sub. No 9 off		KOR	2	KIM Byung Hoon	44:23	Shot PC GK save		CHN	32	HU Huiren
15:04	Shot Save		KOR	10	YOU Hyo Sik	44:33	Sub. No 11 off		CHN	9	SONG Yi
15:09	Shot Miss		KOR	6	LEE Nam Yong	44:44	Yellow Card		CHN	17	HU Liang
15:23	Sub. No 17 off		CHN	11	LU Fenghui	45:12	Shot Save		CHN	16	MENG Lizhi
16:50	Sub. No 6 off		KOR	9	YOON Sung Hoon	45:59	Sub. No 8 off		KOR	2	KIM Byung Hoon
17:20	Sub. No 7 off		KOR	19	KANG Moon Kweon	47:06	PC		KOR		
17:24	Green Card		CHN	19	YU Yang	48:14	Shot PC Miss		KOR	11	YEO Woon Kon
17:59	Sub. No 10 off		CHN	12	MENG Xuguang	48:20	Sub. No 10 off		CHN	18	MENG Jun
18:33	Sub. No 11 off		CHN	17	HU Liang	50:58	Sub. No 9 off		KOR	19	KANG Moon Kweon
19:58	Shot Save		KOR	10	YOU Hyo Sik	51:00	Suspension Ends		CHN	17	HU Liang
20:55	Sub. No 8 off		KOR	22	KIM Sam Seok	51:38	Sub. No 20 off		CHN	12	MENG Xuguang
21:00	Sub. No 19 off		CHN	16	MENG Lizhi	52:05	Sub. No 6 off		KOR	8	KANG Seong Jung
21:27	Sub. No 19 off		KOR	7	SEO Jong Ho	52:13	Sub. No 12 off		CHN	19	YU Yang
21:31	Sub. No 10 off		KOR	6	LEE Nam Yong	52:50	Sub. No 2 off		KOR	22	KIM Sam Seok
22:00	PC		CHN			53:18	Shot Save		KOR	10	YOU Hyo Sik
22:00	Yellow Card		KOR	15	CHA Jong Bok	53:39	PC		KOR		
23:00	Sub. No 2 off		KOR	3	KIM Chul	54:38	Shot PC Goal	2-3	KOR	25	JANG Jong Hyun
23:22	Shot PC Save		CHN	9	SONG Yi	55:06	Sub. No 7 off		KOR	9	YOON Sung Hoon
23:27	Green Card		CHN	6	LUO Fangming	55:30	Shot Miss		KOR	11	YEO Woon Kon

24:08	Sub. No 22 off	<u>KOR</u>	10	<u>YOU Hyo Sik</u>	55:46	Shot GK save	<u>KOR</u>	9	<u>YOON Sung Hoon</u>
24:11	Shot Miss	<u>KOR</u>	6	<u>LEE Nam Yong</u>	55:57	PC	<u>KOR</u>		
24:29	Sub. No 12 off	<u>CHN</u>	10	<u>LI Wei</u>	56:49	Shot PC Goal	2-4 <u>KOR</u>	25	<u>JANG Jong Hyun</u>
25:20	Sub. No 8 off	<u>CHN</u>	19	<u>YU Yang</u>	56:56	Sub. No 19 off	<u>CHN</u>	10	<u>LI Wei</u>
26:28	PC	<u>KOR</u>			57:00	Sub. No 19 off	<u>KOR</u>	6	<u>LEE Nam Yong</u>
27:51	PC No Shot	<u>KOR</u>	6	<u>LEE Nam Yong</u>	57:04	Sub. No 18 off	<u>CHN</u>	20	<u>NA Yubo</u>
29:41	Minor Injury	<u>CHN</u>	16	<u>MENG Lizhi</u>	57:18	Sub. No 9 off	<u>CHN</u>	11	<u>LU Fenghui</u>
29:44	Sub. No 19 off	<u>CHN</u>	8	<u>JIANG Xishang</u>	57:22	Sub. No 6 off	<u>CHN</u>	15	<u>LIU Xiantang</u>
29:47	Sub. No 9 off	<u>KOR</u>	8	<u>KANG Seong Jung</u>	58:22	PC	<u>KOR</u>		
29:51	Sub. No 15 off	<u>CHN</u>	19	<u>YU Yang</u>	59:16	Shot PC Save	<u>KOR</u>	25	<u>JANG Jong Hyun</u>
29:58	Shot Miss	<u>CHN</u>	20	<u>NA Yubo</u>	59:26	Sub. No 22 off	<u>KOR</u>	7	<u>SEO Jong Ho</u>
29:59	Yellow Card	<u>KOR</u>	10	<u>YOU Hyo Sik</u>	59:32	Serious Injury	<u>CHN</u>	6	<u>LUO Fangming</u>
30:15	Sub. No 16 off	<u>CHN</u>	8	<u>JIANG Xishang</u>	59:27	Sub. No 16 off	<u>CHN</u>	12	<u>MENG Xuguang</u>
30:27	Shot Miss	<u>KOR</u>	7	<u>SEO Jong Ho</u>	60:42	Sub. No 8 off	<u>CHN</u>	19	<u>YU Yang</u>
30:36	Sub. No 10 off	<u>CHN</u>	12	<u>MENG Xuguang</u>	60:49	Sub. No 20 off	<u>CHN</u>	18	<u>MENG Jun</u>
30:39	Sub. No 8 off	<u>CHN</u>	20	<u>NA Yubo</u>	63:34	Sub. No 12 off	<u>CHN</u>	9	<u>SONG Yi</u>
32:00	Suspension Ends	<u>KOR</u>	15	<u>CHA Jong Bok</u>	64:03	Sub. No 9 off	<u>KOR</u>	2	<u>KIM Byung Hoon</u>
32:16	Shot Save	<u>KOR</u>	6	<u>LEE Nam Yong</u>	64:31	PC	<u>KOR</u>		
32:45	Sub. No 6 off	<u>KOR</u>	2	<u>KIM Byung Hoon</u>	65:32	Shot PC GK save	<u>KOR</u>	25	<u>JANG Jong Hyun</u>
35:00	PC	<u>KOR</u>			66:54	Shot Goal	2-5 <u>KOR</u>	8	<u>KANG Seong Jung</u>
35+	Shot PC Goal	2-2 <u>KOR</u>	25	<u>JANG Jong Hyun</u>	67:23	Sub. No 10 off	<u>KOR</u>	9	<u>YOON Sung Hoon</u>
35+	Suspension Ends	<u>KOR</u>	10	<u>YOU Hyo Sik</u>					

Pool MA Standings

Rank	Teams	P	W	D	L	GF	GA	GD	Pts
1	<u>GER</u>	1	1	0	0	4	1	+3	3
2	<u>ESP</u>	1	1	0	0	4	2	+2	3
3	<u>NZL</u>	1	1	0	0	3	1	+2	3
4	<u>KOR</u>	2	1	0	1	6	5	+1	3
5	<u>BEL</u>	1	0	0	1	2	4	-2	0
6	<u>CHN</u>	2	0	0	2	3	9	-6	0

Pool MA Next Round Matches

Teams	Date	Time
<u>BEL</u> vs <u>GER</u>	13 AUG 2008	18:30
<u>NZL</u> vs <u>ESP</u>	13 AUG 2008	20:30
<u>ESP</u> vs <u>CHN</u>	15 AUG 2008	08:30
<u>BEL</u> vs <u>NZL</u>	15 AUG 2008	18:00
<u>KOR</u> vs <u>GER</u>	15 AUG 2008	20:30

Legend

AET - After Extra Time
G - Green Card
GF - Goals For
PC - Penalty Corner
Pts - Points
W - Matches Won
(C) - Captain

D - Matches Drawn
GA - Goals Against
L - Matches Lost
PS - Penalty Stroke
R - Red Card
Y - Yellow Card
(GK) - Goalkeeper

FG - Field Goal
GD - Goals Difference
P - Matches Played
PSC - Penalty Stroke Competition
S - Suspended
% - Conversion Percentage



MATCH REPORT

比赛报告 / BILAN DU MATCH

CORRECTED

Date: WED 13 AUG 2008 Time: 20:30 Pool: MA Venue: Olympic Green Hockey Stadium Pitch: 2 Match No.: M10

Result

NZL-New Zealand

Full Time	0 - 1
Halftime	0 - 0

ESP-Spain

Time on	Shirt No.	Name	Green	Yellow	Red
X	3	KOSOOF David			
7	6	CHILD Simon			
X	7	HOPPING Blair			
X	8	COUZINS Dean			
12	9	HENWOOD Casey	24		
X	10	ARCHIBALD Ryan (C)	21		
X	12	SHAW Bradley			
X	16	WOOLFORD Paul (GK)			
	17	PONTIFEX Kyle (GK)			
X	18	BURROWS Phillip			
X	19	SHAW Hayden			
21	20	NATION James			
X	24	BROOKS Gareth			
X	25	McALEESE Shea		27	
12	30	COLLIER Benjamin			
X	31	EDWARDS Steven			
Coach		McLEOD Shane			

Time on	Shirt No.	Name	Green	Yellow	Red
X	1	CORTES Francisco (GK)			
X	2	FREIXA Santiago			
X	5	FABREGAS Francisco (C)			
12	6	SOJO Victor			
X	8	FABREGAS Alex			
X	9	AMAT Pol			
X	10	TUBAU Eduard			
12	11	OLIVA Roc			
52	12	FERNANDEZ Juan			
X	13	ALEGRE Ramon			
X	16	RIBAS Xavier			
15	17	SALA Albert	23		
X	18	GARZA Rodrigo			
X	20	ENRIQUE Sergi			
12	21	ARBOS Eduard			
X	23	ALEGRE David			
Coach		HENDRIKS Maurits (NED)			

Team Manager Signature: MARR Kevin
Umpire Signature: WRIGHT John (RSA)
Judge Signature: QUAYE-KUMAH Nii (GHA)
Technical Officer Signature: ISBERG Bjorn (SWE)

Team Manager Signature: NEGRE Pablo
Umpire Signature: BLASCH Christian (GER)
Judge Signature: YOU Suolong (CHN)
Reserve Umpire Signature: KUMAR Satinder (IND)

Team	Minute	Shirt No.	Action	Score
ESP	70	2	FG	0 - 1

Team	Minute	Shirt No.	Action	Score

Team	Minute	Shirt No.	Action	Score

Remarks: ESP goal updated to min. 70

Tournament Director - READ Ken (AUS)

Legend: (C) Captain (GK) Goalkeeper X Starting Player

Match Highlights



MEN'S POOL MA MATCH M10

Olympic Green Hockey Stadium / WED 13 AUG 2008 / START TIME: 20:30

NZL - New Zealand		Final Score		ESP - Spain	
		0-1			

Match No.: M10 **Time:** 20:30 **Weather Conditions:** Cloudy, 26C, Humidity 80%

Umpires: WRIGHT John(RSA) ; BLASCH Christian(GER)

Reserve Umpire: KUMAR Satinder(IND)

Match Statistics

NZL		Goals / Shots					Cards		ESP		Goals / Shots					Cards			
Coach: McLEOD Shane		Total	%	FG	PC	PS	G	Y	R	Coach: HENDRIKS Maurits		Total	%	FG	PC	PS	G	Y	R
3	KOSOOF David									1	CORTES Francisco (GK)								
6	CHILD Simon	0/1	0	0/1							2	FREIXA Santiago	1/6	16	1/4	0/2			
7	HOPPING Blair										5	FABREGAS Francisco (C)							
8	COUZINS Dean	0/1	0		0/1						6	SOJO Victor							
9	HENWOOD Casey							1			8	FABREGAS Alex							
10	ARCHIBALD Ryan (C)	0/1	0	0/1				1			9	AMAT Pol	0/4	0	0/4				
12	SHAW Bradley	0/1	0	0/1							10	TUBAU Eduard	0/3	0	0/3				
16	WOOLFORD Paul (GK)										11	OLIVA Roc							
17	PONTIFEX Kyle (GK)										12	FERNANDEZ Juan							
18	BURROWS Phillip										13	ALEGRE Ramon							
19	SHAW Hayden	0/1	0		0/1						16	RIBAS Xavier	0/4	0	0/4				
20	NATION James										17	SALA Albert	0/2	0	0/2				1
24	BROOKS Gareth										18	GARZA Rodrigo							
25	McALEESE Shea							1			20	ENRIQUE Sergi							
30	COLLIER Benjamin	0/1	0	0/1							21	ARBOS Eduard	0/2	0	0/2				
31	EDWARDS Steven										23	ALEGRE David	0/2	0	0/2				
Totals:		0/6	0	0/4	0/2		2	1		Totals:		1/23	4	1/17	0/6		1		

Play By Play

Time	Action	Score	Team	No.	Player	Time	Action	Score	Team	No.	Player
First Half						Second Half					
01:22	Shot Miss		ESP	2	FREIXA Santiago	36:00	Sub. No 31 off		NZL	3	KOSOOF David
04:55	Shot GK save		ESP	9	AMAT Pol	40:27	Sub. No 3 off		NZL	24	BROOKS Gareth
06:09	Sub. No 3 off		NZL	6	CHILD Simon	45:32	Sub. No 18 off		NZL	3	KOSOOF David
06:35	Shot GK save		ESP	10	TUBAU Eduard	45:43	Sub. No 2 off		ESP	11	OLIVA Roc
07:16	Shot Save		NZL	6	CHILD Simon	45:46	Shot GK save		NZL	10	ARCHIBALD Ryan
07:25	Shot Save		NZL	12	SHAW Bradley	46:07	Sub. No 10 off		ESP	21	ARBOS Eduard
09:31	PC		NZL			46:31	Sub. No 9 off		ESP	6	SOJO Victor
10:53	Shot PC GK save		NZL	19	SHAW Hayden	47:07	Shot Save		NZL	30	COLLIER Benjamin
12:00	Sub. No 25 off		NZL	30	COLLIER Benjamin	47:55	PC		NZL		
12:00	Sub. No 31 off		NZL	9	HENWOOD Casey	47:56	Shot PC Miss		NZL	8	COUZINS Dean
12:00	Sub. No 10 off		ESP	21	ARBOS Eduard	49:17	Sub. No 25 off		NZL	31	EDWARDS Steven
12:00	Sub. No 9 off		ESP	6	SOJO Victor	49:25	Sub. No 23 off		ESP	17	SALA Albert
12:00	Sub. No 2 off		ESP	11	OLIVA Roc	49:49	Sub. No 10 off		NZL	25	McALEESE Shea
12:34	Sub. No 18 off		NZL	3	KOSOOF David	50:42	Sub. No 6 off		NZL	18	BURROWS Phillip
14:48	Sub. No 21 off		ESP	2	FREIXA Santiago	51:17	Sub. No 21 off		ESP	2	FREIXA Santiago
14:52	Sub. No 23 off		ESP	17	SALA Albert	52:00	Sub. No 18 off		ESP	12	FERNANDEZ Juan
14:59	Sub. No 11 off		ESP	10	TUBAU Eduard	52:20	Sub. No 11 off		ESP	10	TUBAU Eduard
15:04	Sub. No 6 off		ESP	9	AMAT Pol	53:57	Sub. No 13 off		ESP	18	GARZA Rodrigo
15:09	Sub. No 24 off		NZL	18	BURROWS Phillip	54:00	Sub. No 5 off		ESP	23	ALEGRE David
15:15	Sub. No 19 off		NZL	31	EDWARDS Steven	54:03	Shot GK save		ESP	17	SALA Albert
15:50	Sub. No 10 off		NZL	25	McALEESE Shea	54:08	Sub. No 6 off		ESP	9	AMAT Pol
17:52	PC		ESP			54:53	Sub. No 24 off		NZL	6	CHILD Simon
18:52	Shot PC GK save		ESP	2	FREIXA Santiago	54:59	Sub. No 30 off		NZL	10	ARCHIBALD Ryan
18:56	Shot PC Miss		ESP	16	RIBAS Xavier	57:43	Sub. No 12 off		ESP	13	ALEGRE Ramon
19:10	Sub. No 30 off		NZL	10	ARCHIBALD Ryan	60:12	Sub. No 18 off		NZL	30	COLLIER Benjamin
19:15	Sub. No 6 off		NZL	24	BROOKS Gareth	60:26	Sub. No 8 off		ESP	5	FABREGAS Francisco
20:36	Sub. No 5 off		ESP	23	ALEGRE David	60:41	Sub. No 3 off		NZL	24	BROOKS Gareth
20:46	Green Card		NZL	10	ARCHIBALD Ryan	62:34	Shot GK save		ESP	9	AMAT Pol
20:52	Sub. No 12 off		NZL	20	NATION James	65:02	Shot GK save		ESP	17	SALA Albert
21:44	Sub. No 31 off		NZL	19	SHAW Hayden	65:19	Sub. No 24 off		NZL	18	BURROWS Phillip

22:19	Green Card	ESP	17	SALA Albert	65:29	Sub. No 30 off	NZL	3	KOSOOF David
22:38	Shot Save	ESP	23	ALEGRE David	65:38	Sub. No 17 off	ESP	8	FABREGAS Alex
22:52	Sub. No 10 off	ESP	21	ARBOS Eduard	67:39	Shot GK save	ESP	2	FREIXA Santiago
22:56	Sub. No 9 off	ESP	6	SOJO Victor	68:59	Shot Miss	ESP	10	TUBAU Eduard
23:00	Sub. No 2 off	ESP	11	OLIVA Roc	69:00	Shot Goal	0-1 ESP	2	FREIXA Santiago
23:06	Green Card	NZL	9	HENWOOD Casey					
23:26	Sub. No 3 off	NZL	6	CHILD Simon					
23:57	Shot Miss	ESP	21	ARBOS Eduard					
24:04	Sub. No 18 off	NZL	30	COLLIER Benjamin					
24:21	Shot Miss	ESP	21	ARBOS Eduard					
25:40	Sub. No 20 off	NZL	12	SHAW Bradley					
26:16	Sub. No 24 off	NZL	18	BURROWS Phillip					
26:55	Sub. No 8 off	ESP	5	FABREGAS Francisco					
27:00	Yellow Card	NZL	25	McALEESE Shea					
27:08	PC	ESP							
28:14	Shot PC GK save	ESP	16	RIBAS Xavier					
28:31	Sub. No 11 off	ESP	10	TUBAU Eduard					
28:35	Sub. No 21 off	ESP	2	FREIXA Santiago					
28:40	Sub. No 6 off	ESP	9	AMAT Pol					
28:47	Sub. No 9 off	NZL	31	EDWARDS Steven					
29:48	PC	ESP							
30:44	Shot PC GK save	ESP	16	RIBAS Xavier					
30:46	Shot GK save	ESP	23	ALEGRE David					
30:52	Shot GK save	ESP	9	AMAT Pol					
31:03	Sub. No 17 off	ESP	8	FABREGAS Alex					
31:49	Shot GK save	ESP	2	FREIXA Santiago					
32:54	Shot GK save	ESP	9	AMAT Pol					
32:57	PC	ESP							
33:54	Shot PC Miss	ESP	16	RIBAS Xavier					
33:55	Shot GK save	ESP	10	TUBAU Eduard					
33:58	PC	ESP							
34:01	Suspension Ends	NZL	25	McALEESE Shea					
34:24	Shot PC Miss	ESP	2	FREIXA Santiago					

Pool MA Standings

Rank	Teams	P	W	D	L	GF	GA	GD	Pts
1	ESP	2	2	0	0	5	2	+3	6
2	GER	2	1	1	0	5	2	+3	4
3	KOR	2	1	0	1	6	5	+1	3
4	NZL	2	1	0	1	3	2	+1	3
5	BEL	2	0	1	1	3	5	-2	1
6	CHN	2	0	0	2	3	9	-6	0

Pool MA Next Round Matches

Teams	Date	Time
ESP vs CHN	15 AUG 2008	08:30
BEL vs NZL	15 AUG 2008	18:00
KOR vs GER	15 AUG 2008	20:30

Legend

AET - After Extra Time	D - Matches Drawn	FG - Field Goal
G - Green Card	GA - Goals Against	GD - Goals Difference
GF - Goals For	L - Matches Lost	P - Matches Played
PC - Penalty Corner	PS - Penalty Stroke	PSC - Penalty Stroke Competition
Pts - Points	R - Red Card	S - Suspended
W - Matches Won	Y - Yellow Card	% - Conversion Percentage
(C) - Captain	(GK) - Goalkeeper	



MATCH REPORT

比赛报告 / BILAN DU MATCH

Date: WED 13 AUG 2008 Time: 18:30 Pool: MA Venue: Olympic Green Hockey Stadium Pitch: 1 Match No.: M11

Result

BEL-Belgium

Full Time	1 - 1
Halftime	1 - 1

GER-Germany

Time on	Shirt No.	Name	▼ Green	■ Yellow	● Red
X	1	DE GREVE Cedric (GK)			
X	2	RECKINGER Xavier			
X	4	RENAER Thierry			
8	5	DEKEYSER Jerome			
X	6	VANDEWEGHE Loic (C)			
X	7	DOHMEN John-John	26		
X	8	VAN DEN BALCK Thomas			
X	9	LUYCX Maxime			
2	10	CHARLIER Cedric			
X	11	VANDEWEGHE Charles			
12	14	GOLDBERG Philippe			
X	15	GUCASSOFF Gregory			
X	17	BRIELS Thomas	34		
14	18	HOUSSEIN Patrice			
X	19	DENAYER Felix			
9	28	TRUYENS Jerome			
Coach		COMMENS Adam (AUS)			

Time on	Shirt No.	Name	▼ Green	■ Yellow	● Red
10	3	WITTE Philip			
X	4	MUELLER Maximilian			
X	5	BIEDERLACK Sebastian			
X	7	NEVADO Carlos			
X	9	FUERSTE Moritz			
X	13	HAUKE Tobias			
X	14	WEISSENBORN Tibor	26		
8	15	WESS Benjamin	8		
11	16	MEINERT Niklas			
X	17	WESS Timo (C)	70+		
8	18	KORN Oliver			
X	19	ZELLER Christopher			
X	21	WEINHOLD Max (GK)			
X	22	WITTHAUS Matthias			
8	23	KELLER Florian			
X	25	ZELLER Philipp			
Coach		WEISE Markus			

Team Manager	Signature
LECHAT Jacques	
Umpire	Signature
TEN CATE Rob (NED)	
Judge	Signature
BRACA Guido (ITA)	
Technical Officer	Signature
DOYER Wiert (NED)	

Team Manager	Signature
HEIMPEL Jochen	
Umpire	Signature
GENTLES David (AUS)	
Judge	Signature
BUDEISKY Alberto (ARG)	
Reserve Umpire	Signature
ADELL Xavier (ESP)	

Team	Minute	Shirt No.	Action	Score
GER	19	22	FG	0 - 1
BEL	22	10	FG	1 - 1

Team	Minute	Shirt No.	Action	Score

Team	Minute	Shirt No.	Action	Score

Remarks

Tournament Director - READ Ken (AUS)

Legend:	(C) Captain	(GK) Goalkeeper	X Starting Player
----------------	-------------	-----------------	-------------------

Match Highlights



MEN'S POOL MA MATCH M11

Olympic Green Hockey Stadium / WED 13 AUG 2008 / START TIME: 18:30

BEL - Belgium		Final Score		GER - Germany	
		1-1			

Match No.: M11 **Time:** 18:30 **Weather Conditions:** Cloudy, 26C, Humidity 80%

Umpires: TEN CATE Rob(NED) ; GENTLES David(AUS)

Reserve Umpire: ADELL Xavier(ESP)

Match Statistics

BEL		Goals / Shots					Cards		GER		Goals / Shots					Cards			
Coach: COMMENS Adam		Total	%	FG	PC	PS	G	Y	R	Coach: WEISE Markus		Total	%	FG	PC	PS	G	Y	R
1	DE GREVE Cedric (GK)									3	WITTE Philip								
2	RECKINGER Xavier									4	MUELLER Maximilian								
4	RENAER Thierry	0/1	0		0/1					5	BIEDERLACK Sebastian								
5	DEKEYSER Jerome	0/5	0	0/2	0/3					7	NEVADO Carlos								
6	VANDEWEGHE Loic (C)									9	FUERSTE Moritz	0/2	0	0/2					
7	DOHMEN John-John						1			13	HAUKE Tobias	0/1	0	0/1					
8	VAN DEN BALCK Thomas									14	WEISSENBORN Tibor							1	
9	LUYCX Maxime									15	WESS Benjamin	0/1	0	0/1					1
10	CHARLIER Cedric	1/1	100	1/1						16	MEINERT Niklas								
11	VANDEWEGHE Charles									17	WESS Timo (C)	0/1	0	0/1					1
14	GOLDBERG Philippe									18	KORN Oliver	0/1	0	0/1					
15	GUCASSOFF Gregory	0/1	0	0/1						19	ZELLER Christopher	0/2	0	0/2					
17	BRIELS Thomas						1			21	WEINHOLD Max (GK)								
18	HOUSSEIN Patrice									22	WITTHAUS Matthias	1/3	33	1/3					
19	DENAYER Felix									23	KELLER Florian	0/2	0	0/1	0/1				
28	TRUYENS Jerome									25	ZELLER Philipp								
Totals:		1/8	12	1/4	0/4		2			Totals:	1/13	7	1/9	0/4			3		

Play By Play

Time	Action	Score	Team	No.	Player	Time	Action	Score	Team	No.	Player
First Half						Second Half					
01:23	Sub. No 17 off		BEL	10	CHARLIER Cedric	35:32	Sub. No 10 off		BEL	2	RECKINGER Xavier
03:46	PC		GER			35:35	Sub. No 14 off		BEL	7	DOHMEN John-John
04:31	Shot PC Save		GER	19	ZELLER Christopher	35:38	Sub. No 15 off		BEL	11	VANDEWEGHE Charles
05:55	PC		GER			37:17	Sub. No 7 off		BEL	14	GOLDBERG Philippe
06:41	Shot PC Miss		GER	19	ZELLER Christopher	37:31	Shot GK save		GER	9	FUERSTE Moritz
07:28	Sub. No 9 off		GER	15	WESS Benjamin	38:30	Sub. No 4 off		BEL	18	HOUSSEIN Patrice
07:31	Sub. No 7 off		GER	18	KORN Oliver	39:21	Sub. No 14 off		BEL	7	DOHMEN John-John
07:33	Sub. No 19 off		GER	23	KELLER Florian	40:29	Shot GK save		GER	9	FUERSTE Moritz
07:55	Sub. No 8 off		BEL	5	DEKEYSER Jerome	41:28	Sub. No 11 off		BEL	28	TRUYENS Jerome
07:59	Green Card		GER	15	WESS Benjamin	41:31	Sub. No 5 off		BEL	10	CHARLIER Cedric
08:51	Sub. No 10 off		BEL	28	TRUYENS Jerome	41:57	Sub. No 7 off		GER	18	KORN Oliver
09:34	Shot GK save		BEL	15	GUCASSOFF Gregory	42:18	Sub. No 25 off		GER	16	MEINERT Niklas
09:55	Sub. No 14 off		GER	3	WITTE Philip	43:00	Sub. No 9 off		GER	15	WESS Benjamin
10:07	Sub. No 11 off		BEL	17	BRIELS Thomas	43:03	Sub. No 18 off		BEL	4	RENAER Thierry
10:13	Sub. No 25 off		GER	16	MEINERT Niklas	44:02	Sub. No 17 off		BEL	5	DEKEYSER Jerome
10:29	Shot GK save		GER	22	WITTHAUS Matthias	44:06	Sub. No 8 off		BEL	15	GUCASSOFF Gregory
11:13	Sub. No 7 off		BEL	14	GOLDBERG Philippe	45:16	Sub. No 19 off		GER	23	KELLER Florian
11:56	Sub. No 22 off		GER	19	ZELLER Christopher	45:20	Sub. No 13 off		GER	3	WITTE Philip
12:30	Shot GK save		GER	23	KELLER Florian	45:28	PC		BEL		
13:31	Sub. No 9 off		BEL	7	DOHMEN John-John	46:21	Shot PC Save		BEL	5	DEKEYSER Jerome
13:51	Sub. No 6 off		BEL	8	VAN DEN BALCK Thomas	46:48	Sub. No 9 off		BEL	14	GOLDBERG Philippe
13:56	Sub. No 2 off		BEL	18	HOUSSEIN Patrice	48:28	Sub. No 22 off		GER	7	NEVADO Carlos
14:14	Shot Miss		BEL	5	DEKEYSER Jerome	49:02	Sub. No 10 off		BEL	17	BRIELS Thomas
15:10	Sub. No 18		GER	22	WITTHAUS Matthias	49:23	Sub. No 18 off		GER	19	ZELLER Christopher

Pool MA Standings

Rank	Teams	P	W	D	L	GF	GA	GD	Pts
1	<u>GER</u>	2	1	1	0	5	2	+3	4
2	<u>ESP</u>	1	1	0	0	4	2	+2	3
3	<u>NZL</u>	1	1	0	0	3	1	+2	3
4	<u>KOR</u>	2	1	0	1	6	5	+1	3
5	<u>BEL</u>	2	0	1	1	3	5	-2	1
6	<u>CHN</u>	2	0	0	2	3	9	-6	0

Pool MA Next Round Matches

Teams	Date	Time
<u>NZL</u> vs <u>ESP</u>	13 AUG 2008	20:30
<u>ESP</u> vs <u>CHN</u>	15 AUG 2008	08:30
<u>BEL</u> vs <u>NZL</u>	15 AUG 2008	18:00
<u>KOR</u> vs <u>GER</u>	15 AUG 2008	20:30

Legend

AET - After Extra Time
 G - Green Card
 GF - Goals For
 PC - Penalty Corner
 Pts - Points
 W - Matches Won
 (C) - Captain

D - Matches Drawn
 GA - Goals Against
 L - Matches Lost
 PS - Penalty Stroke
 R - Red Card
 Y - Yellow Card
 (GK) - Goalkeeper

FG - Field Goal
 GD - Goals Difference
 P - Matches Played
 PSC - Penalty Stroke Competition
 S - Suspended
 % - Conversion Percentage



MATCH REPORT

比赛报告 / BILAN DU MATCH

Date: **FRI 15 AUG 2008** Time: **08:30** Pool: **MA** Venue: **Olympic Green Hockey Stadium** Pitch: **1** Match No.: **M13**

Result

ESP-Spain

Full Time	2 - 1
Halftime	1 - 1

CHN-China

Time on	Shirt No.	Name	▼ Green	■ Yellow	● Red
X	1	CORTES Francisco (GK)			
X	2	FREIXA Santiago	69		
X	5	FABREGAS Francisco (C)			
12	6	SOJO Victor			
X	8	FABREGAS Alex			
X	9	AMAT Pol			
X	10	TUBAU Eduard			
13	11	OLIVA Roc			
49	12	FERNANDEZ Juan			
X	13	ALEGRE Ramon			
X	16	RIBAS Xavier			
15	17	SALA Albert			
X	18	GARZA Rodrigo			
X	20	ENRIQUE Sergi			
12	21	ARBOS Eduard			
X	23	ALEGRE David			
Coach		HENDRIKS Maurits (NED)			

Time on	Shirt No.	Name	▼ Green	■ Yellow	● Red
X	1	SUN Tianjun			
X	6	LUO Fangming			
X	8	JIANG Xishang			
X	9	SONG Yi (C)			
X	10	LI Wei			
15	11	LU Fenghui			
25	12	MENG Xuguang			
X	15	LIU Xiantang			
15	16	MENG Lizhi			
X	17	HU Liang			
X	18	MENG Jun			
7	19	YU Yang			
X	20	NA Yubo	57		
X	25	SU Rifeng (GK)			
	27	TAO Zhinan (GK)			
X	32	HU Hui ren	27		
Coach		KIM Sang Ryul (KOR)			

Team Manager	Signature
NEGRE Pablo	
Umpire	Signature
GENTLES David (AUS)	
Judge	Signature
BRACA Guido (ITA)	
Technical Officer	Signature
DEVADAS Mathavan (SIN)	

Team Manager	Signature
DU Zhaocai	
Umpire	Signature
KIM Hong Lae (KOR)	
Judge	Signature
CORNOSKY Larry (AUS)	
Reserve Umpire	Signature
MAIR Andy (GBR)	

Team	Minute	Shirt No.	Action	Score
CHN	6	20	PC	0 - 1
ESP	17	16	PC	1 - 1
ESP	67	9	FG	2 - 1

Team	Minute	Shirt No.	Action	Score

Team	Minute	Shirt No.	Action	Score

Remarks

Tournament Director -

READ Ken (AUS)

Legend:	(C) Captain	(GK) Goalkeeper	X Starting Player
----------------	-------------	-----------------	-------------------

Match Highlights



MEN'S POOL MA MATCH M13

Olympic Green Hockey Stadium / FRI 15 AUG 2008 / START TIME: 08:30

ESP - Spain		Final Score		CHN - China	
		2-1			

Match No.: M13 **Time:** 08:30 **Weather Conditions:** Cloudy, 26C, Humidity 80%

Umpires: GENTLES David(AUS) ; KIM Hong Lae(KOR)

Reserve Umpire: MAIR Andy(GBR)

Match Statistics

ESP		Goals / Shots					Cards			CHN		Goals / Shots					Cards		
Coach: HENDRIKS Maurits		Total	%	FG	PC	PS	G	Y	R	Coach: KIM Sang Ryoul		Total	%	FG	PC	PS	G	Y	R
1	CORTES Francisco (GK)									1	1								
2	FREIXA Santiago	0/2	0	0/2							6								
5	FABREGAS Francisco (C)										8								
6	SOJO Victor										9	0/2	0	0/1	0/1				
8	FABREGAS Alex										10								
9	AMAT Pol	1/3	33	1/3							11								
10	TUBAU Eduard	0/1	0	0/1							12								
11	OLIVA Roc										15								
12	FERNANDEZ Juan										16	0/1	0	0/1					
13	ALEGRE Ramon										17								
16	RIBAS Xavier	1/5	20		1/5						18								
17	SALA Albert	0/2	0	0/2							19								
18	GARZA Rodrigo	0/1	0		0/1						20	1/1	100		1/1				1
20	ENRIQUE Sergi										25								
21	ARBOS Eduard	0/2	0	0/2							27								
23	ALEGRE David	0/1	0	0/1							32								1
Totals:		2/17	11	1/11	1/6				1	Totals:	1/4	25	0/2	1/2					2

Play By Play

Time	Action	Score	Team	No.	Player	Time	Action	Score	Team	No.	Player
First Half						Second Half					
02:53	Shot Miss		CHN	9	SONG Yi	35:05	Sub. No 6 off		ESP	2	FREIXA Santiago
05:00	PC		CHN			35:09	Sub. No 11 off		ESP	9	AMAT Pol
05:48	Shot PC Goal	0-1	CHN	20	NA Yubo	35:12	Sub. No 21 off		ESP	10	TUBAU Eduard
06:15	Sub. No 20 off		CHN	19	YU Yang	35:16	Sub. No 11 off		CHN	1	SUN Tianjun
06:52	Shot GK save		ESP	9	AMAT Pol	35:20	Sub. No 16 off		CHN	9	SONG Yi
07:27	Shot Save		ESP	2	FREIXA Santiago	35:23	Sub. No 19 off		CHN	20	NA Yubo
07:33	PC		ESP			36:51	Shot GK save		ESP	9	AMAT Pol
08:34	Shot PC Save		ESP	16	RIBAS Xavier	37:06	Minor Injury		CHN	25	SU Rifeng
08:40	PC		ESP			39:33	Shot GK save		ESP	2	FREIXA Santiago
09:06	Shot PC GK save		ESP	16	RIBAS Xavier	39:48	Sub. No 15 off		CHN	19	YU Yang
10:15	PC		ESP			44:24	Sub. No 2 off		ESP	6	SOJO Victor
10:58	Shot PC Miss		ESP	16	RIBAS Xavier	44:44	Sub. No 10 off		ESP	21	ARBOS Eduard
11:36	Sub. No 10 off		ESP	21	ARBOS Eduard	45:44	Sub. No 9 off		ESP	11	OLIVA Roc
11:49	Sub. No 2 off		ESP	6	SOJO Victor	47:34	Sub. No 9 off		CHN	16	MENG Lizhi
12:49	Sub. No 9 off		ESP	11	OLIVA Roc	48:12	Sub. No 20 off		ESP	12	FERNANDEZ Juan
14:23	Sub. No 23 off		ESP	17	SALA Albert	48:28	Shot Miss		ESP	21	ARBOS Eduard
14:41	Sub. No 18 off		CHN	11	LU Fenghui	49:03	Sub. No 21 off		ESP	2	FREIXA Santiago
14:47	Sub. No 15 off		CHN	16	MENG Lizhi	49:16	Shot GK save		ESP	23	ALEGRE David
14:51	Sub. No 9 off		CHN	20	NA Yubo	49:29	Sub. No 17 off		CHN	11	LU Fenghui
15:40	Shot Save		ESP	21	ARBOS Eduard	49:42	Sub. No 6 off		ESP	10	TUBAU Eduard
15:45	PC		ESP			50:08	Sub. No 11 off		ESP	9	AMAT Pol
16:19	Shot PC Goal	1-1	ESP	16	RIBAS Xavier	50:14	Sub. No 19 off		CHN	9	SONG Yi
16:34	Sub. No 6 off		ESP	10	TUBAU Eduard	50:47	Sub. No 10 off		CHN	12	MENG Xuguang
16:38	Sub. No 11 off		ESP	2	FREIXA Santiago	51:24	Sub. No 23 off		ESP	17	SALA Albert
17:31	Minor Injury		ESP	21	ARBOS Eduard	53:04	Serious Injury		CHN	1	SUN Tianjun
18:35	Sub. No 21 off		ESP	9	AMAT Pol	53:20	Sub. No 20 off		CHN	19	YU Yang
18:39	Sub. No 5 off		ESP	23	ALEGRE David	54:09	Sub. No 12 off		CHN	10	LI Wei
19:54	Sub. No 19 off		CHN	9	SONG Yi	54:13	Sub. No 1 off		CHN	17	HU Liang
22:13	Sub. No 1 off		CHN	18	MENG Jun	54:13	Sub. No 8 off		CHN	20	NA Yubo
22:57	Sub. No 16 off		CHN	19	YU Yang	54:47	Sub. No 5 off		ESP	23	ALEGRE David

24:03	Sub. No 10 off	<u>CHN</u>	12	<u>MENG Xuguang</u>	55:15	Sub. No 19 off	<u>CHN</u>	15	<u>LIU Xiantang</u>	
24:07	Sub. No 8 off	<u>ESP</u>	5	<u>FABREGAS Francisco</u>	56:57	Sub. No 10 off	<u>ESP</u>	21	<u>ARBOS Eduard</u>	
25:39	Shot GK save	<u>ESP</u>	17	<u>SALA Albert</u>	56:58	Green Card	<u>CHN</u>	20	<u>NA Yubo</u>	
25:42	Shot GK save	<u>ESP</u>	17	<u>SALA Albert</u>	57:12	Sub. No 13 off	<u>ESP</u>	20	<u>ENRIQUE Sergi</u>	
25:49	PC	<u>ESP</u>			57:41	Sub. No 10 off	<u>CHN</u>	1	<u>SUN Tianjun</u>	
26:29	Shot PC Miss	<u>ESP</u>	18	<u>GARZA Rodrigo</u>	58:03	PC	<u>ESP</u>			
26:33	Green Card	<u>CHN</u>	32	<u>HU Hui ren</u>	59:04	Shot PC Save	<u>ESP</u>	16	<u>RIBAS Xavier</u>	
27:47	Sub. No 12 off	<u>CHN</u>	10	<u>LI Wei</u>	59:11	Sub. No 20 off	<u>CHN</u>	8	<u>JIANG Xishang</u>	
28:14	Sub. No 2 off	<u>ESP</u>	6	<u>SOJO Victor</u>	59:33	Sub. No 2 off	<u>ESP</u>	11	<u>OLIVA Roc</u>	
28:19	Sub. No 9 off	<u>ESP</u>	21	<u>ARBOS Eduard</u>	61:32	Sub. No 12 off	<u>ESP</u>	13	<u>ALEGRE Ramon</u>	
28:22	Sub. No 17 off	<u>ESP</u>	8	<u>FABREGAS Alex</u>	61:35	Sub. No 9 off	<u>ESP</u>	10	<u>TUBAU Eduard</u>	
28:25	Sub. No 10 off	<u>ESP</u>	11	<u>OLIVA Roc</u>	61:39	Sub. No 8 off	<u>ESP</u>	5	<u>FABREGAS Francisco</u>	
33:52	Sub. No 20 off	<u>CHN</u>	16	<u>MENG Lizhi</u>	62:53	Shot GK save	<u>CHN</u>	16	<u>MENG Lizhi</u>	
34:04	Sub. No 9 off	<u>CHN</u>	15	<u>LIU Xiantang</u>	63:55	PC	<u>CHN</u>			
					64:58	Shot PC Save	<u>CHN</u>	9	<u>SONG Yi</u>	
					65:08	Sub. No 11 off	<u>ESP</u>	2	<u>FREIXA Santiago</u>	
					65:17	Sub. No 21 off	<u>ESP</u>	9	<u>AMAT Pol</u>	
					65:19	Sub. No 23 off	<u>ESP</u>	8	<u>FABREGAS Alex</u>	
					65:34	Shot GK save	<u>ESP</u>	10	<u>TUBAU Eduard</u>	
					66:27	Shot Goal	2-1	<u>ESP</u>	9	<u>AMAT Pol</u>
					67:08	Sub. No 17 off	<u>CHN</u>	19	<u>YU Yang</u>	
					68:13	Sub. No 11 off	<u>CHN</u>	10	<u>LI Wei</u>	
					68:38	Sub. No 16 off	<u>CHN</u>	20	<u>NA Yubo</u>	
					68:58	Green Card	<u>ESP</u>	2	<u>FREIXA Santiago</u>	

Pool MA Standings

Rank	Teams	P	W	D	L	GF	GA	GD	Pts
1	<u>ESP</u>	3	3	0	0	7	3	+4	9
2	<u>GER</u>	2	1	1	0	5	2	+3	4
3	<u>KOR</u>	2	1	0	1	6	5	+1	3
4	<u>NZL</u>	2	1	0	1	3	2	+1	3
5	<u>BEL</u>	2	0	1	1	3	5	-2	1
6	<u>CHN</u>	3	0	0	3	4	11	-7	0

Pool MA Next Round Matches

Teams	Date	Time
<u>BEL vs NZL</u>	15 AUG 2008	18:00
<u>KOR vs GER</u>	15 AUG 2008	20:30
<u>KOR vs BEL</u>	17 AUG 2008	10:30
<u>NZL vs CHN</u>	17 AUG 2008	18:30
<u>GER vs ESP</u>	17 AUG 2008	21:00

Legend

AET - After Extra Time
G - Green Card
GF - Goals For
PC - Penalty Corner
Pts - Points
W - Matches Won
(C) - Captain

D - Matches Drawn
GA - Goals Against
L - Matches Lost
PS - Penalty Stroke
R - Red Card
Y - Yellow Card
(GK) - Goalkeeper

FG - Field Goal
GD - Goals Difference
P - Matches Played
PSC - Penalty Stroke Competition
S - Suspended
% - Conversion Percentage



MATCH REPORT

比赛报告 / BILAN DU MATCH

Date: **FRI 15 AUG 2008** Time: **18:00** Pool: **MA** Venue: **Olympic Green Hockey Stadium** Pitch: **2** Match No.: **M15**

Result

BEL-Belgium

Full Time	2 - 4
Halftime	0 - 3

NZL-New Zealand

Time on	Shirt No.	Name	▼ Green	■ Yellow	● Red
X	1	DE GREVE Cedric (GK)			
X	2	RECKINGER Xavier			
X	4	RENAER Thierry			
19	5	DEKEYSER Jerome			
X	6	VANDEWEGHE Loic (C)			
X	7	DOHMEN John-John			
X	8	VAN DEN BALCK Thomas			
X	9	LUYCX Maxime			
7	10	CHARLIER Cedric			
X	11	VANDEWEGHE Charles			
11	14	GOLDBERG Philippe			
X	15	GUCASSOFF Gregory			
X	17	BRIELS Thomas			
14	18	HOUSSEIN Patrice			
X	19	DENAYER Felix			
9	28	TRUYENS Jerome			
Coach		COMMENS Adam (AUS)			

Time on	Shirt No.	Name	▼ Green	■ Yellow	● Red
X	3	KOSOOF David			
7	6	CHILD Simon			
X	7	HOPPING Blair			
X	8	COUZINS Dean			
X	9	HENWOOD Casey			
X	10	ARCHIBALD Ryan (C)			
X	12	SHAW Bradley			
X	16	WOOLFORD Paul (GK)			
63	17	PONTIFEX Kyle (GK)			
X	18	BURROWS Phillip	21		
X	19	SHAW Hayden			
16	20	NATION James			
X	24	BROOKS Gareth			
X	25	McALEESE Shea			
12	30	COLLIER Benjamin			
19	31	EDWARDS Steven			
Coach		McLEOD Shane			

Team Manager	Signature
LECHAT Jacques	
Umpire	Signature
LEIPER David (GBR)	
Judge	Signature
QUAYE-KUMAH Nii (GHA)	
Technical Officer	Signature
DOYER Wiert (NED)	

Team Manager	Signature
MARR Kevin	
Umpire	Signature
ADELL Xavier (ESP)	
Judge	Signature
BUDEISKY Alberto (ARG)	
Reserve Umpire	Signature
KIM Hong Lae (KOR)	

Team	Minute	Shirt No.	Action	Score
NZL	19	6	FG	0 - 1
NZL	20	6	FG	0 - 2
NZL	30	24	FG	0 - 3
BEL	43	5	FG	1 - 3
NZL	60	25	FG	1 - 4

Team	Minute	Shirt No.	Action	Score
BEL	69	15	PC	2 - 4

Team	Minute	Shirt No.	Action	Score

Remarks

Tournament Director - READ Ken (AUS)

Legend: (C) Captain (GK) Goalkeeper X Starting Player

Match Highlights



MEN'S POOL MA MATCH M15

Olympic Green Hockey Stadium / FRI 15 AUG 2008 / START TIME: 18:00

BEL - Belgium		Final Score		NZL - New Zealand	
		2-4			
Match No.:	M15	Time:	18:00	Weather Conditions:	Sunny, 26C, Humidity 55%
Umpires:	LEIPER David(GBR) ; ADELL Xavier(ESP)				
Reserve Umpire:	KIM Hong Lae(KOR)				

Match Statistics

BEL		Goals / Shots					Cards		NZL		Goals / Shots					Cards	
Coach: COMMENS Adam	Total	%	FG	PC	PS	G	Y	R	Coach: McLEOD Shane	Total	%	FG	PC	PS	G	Y	R
1 DE GREVE Cedric (GK)									3 KOSOOF David								
2 RECKINGER Xavier	0/1	0	0/1						6 CHILD Simon	2/2	100	2/2					
4 RENAER Thierry									7 HOPPING Blair								
5 DEKEYSER Jerome	1/2	50	1/2						8 COUZINS Dean								
6 VANDEWEGHE Loic (C)									9 HENWOOD Casey	0/1	0	0/1					
7 DOHMEN John-John	0/1	0	0/1						10 ARCHIBALD Ryan (C)	0/1	0	0/1					
8 VAN DEN BALCK Thomas									12 SHAW Bradley								
9 LUYCX Maxime									16 WOOLFORD Paul (GK)								
10 CHARLIER Cedric	0/1	0		0/1					17 PONTIFEX Kyle (GK)								
11 VANDEWEGHE Charles									18 BURROWS Phillip	0/2	0	0/2					1
14 GOLDBERG Philippe									19 SHAW Hayden	0/1	0		0/1				
15 GUCASSOFF Gregory	1/1	100		1/1					20 NATION James								
17 BRIELS Thomas	0/1	0	0/1						24 BROOKS Gareth	1/1	100	1/1					
18 HOUSSEIN Patrice									25 McALEESE Shea	1/2	50	1/2					
19 DENAYER Felix									30 COLLIER Benjamin								
28 TRUYENS Jerome									31 EDWARDS Steven								
Totals:	2/7	28	1/5	1/2					Totals:	4/10	40	4/9	0/1				1

Play By Play

Time	Action	Score	Team	No.	Player	Time	Action	Score	Team	No.	Player
First Half						Second Half					
02:17	Shot Save		NZL	25	McALEESE Shea	35:32	Shot GK save		NZL	18	BURROWS Phillip
06:04	Sub. No 3 off		NZL	6	CHILD Simon	36:00	Sub. No 10 off		BEL	11	VANDEWEGHE Charles
06:40	Sub. No 17 off		BEL	10	CHARLIER Cedric	36:00	Sub. No 28 off		BEL	17	BRIELS Thomas
08:56	Sub. No 11 off		BEL	28	TRUYENS Jerome	36:00	Sub. No 30 off		NZL	9	HENWOOD Casey
09:23	PC		BEL			36:00	Sub. No 31 off		NZL	18	BURROWS Phillip
10:23	Shot PC GK save		BEL	10	CHARLIER Cedric	37:40	Shot Miss		BEL	2	RECKINGER Xavier
10:55	Sub. No 9 off		BEL	14	GOLDBERG Philippe	39:32	Sub. No 17 off		BEL	10	CHARLIER Cedric
11:12	Sub. No 25 off		NZL	30	COLLIER Benjamin	40:02	Sub. No 4 off		BEL	18	HOUSSEIN Patrice
12:43	Sub. No 19 off		BEL	9	LUYCX Maxime	40:28	Sub. No 3 off		NZL	24	BROOKS Gareth
12:53	Sub. No 18 off		NZL	3	KOSOOF David	41:40	Sub. No 11 off		BEL	28	TRUYENS Jerome
13:39	Sub. No 2 off		BEL	18	HOUSSEIN Patrice	41:55	Sub. No 7 off		BEL	14	GOLDBERG Philippe
13:55	Sub. No 8 off		BEL	17	BRIELS Thomas	42:29	Shot Goal	1-3	BEL	5	DEKEYSER Jerome
15:14	Sub. No 8 off		NZL	20	NATION James	42:39	Sub. No 5 off		BEL	17	BRIELS Thomas
15:47	Sub. No 10 off		BEL	11	VANDEWEGHE Charles	42:43	Sub. No 2 off		BEL	4	RENAER Thierry
15:53	Sub. No 6 off		BEL	2	RECKINGER Xavier	42:48	Sub. No 8 off		BEL	15	GUCASSOFF Gregory
16:09	Sub. No 30 off		NZL	25	McALEESE Shea	42:52	Sub. No 25 off		NZL	30	COLLIER Benjamin
16:17	Sub. No 24 off		NZL	18	BURROWS Phillip	44:31	Sub. No 9 off		BEL	7	DOHMEN John-John
18:11	Sub. No 12 off		NZL	8	COUZINS Dean	45:02	Shot GK save		NZL	9	HENWOOD Casey
18:17	Shot Goal	0-1	NZL	6	CHILD Simon	46:32	Sub. No 10 off		BEL	5	DEKEYSER Jerome
18:31	Sub. No 11 off		BEL	10	CHARLIER Cedric	46:36	Sub. No 6 off		BEL	2	RECKINGER Xavier
18:49	Sub. No 7 off		BEL	19	DENAYER Felix	46:41	Sub. No 18 off		NZL	3	KOSOOF David
19:00	Sub. No 10 off		NZL	31	EDWARDS Steven	47:11	Sub. No 28		BEL	11	VANDEWEGHE Charles

Rank	Teams	P	W	D	L	GF	GA	GD	Pts
1	ESP	3	3	0	0	7	3	+4	9
2	NZL	3	2	0	1	7	4	+3	6
3	GER	2	1	1	0	5	2	+3	4
4	KOR	2	1	0	1	6	5	+1	3
5	BEL	3	0	1	2	5	9	-4	1
6	CHN	3	0	0	3	4	11	-7	0

Teams	Date	Time
KOR vs GER	15 AUG 2008	20:30
KOR vs BEL	17 AUG 2008	10:30
NZL vs CHN	17 AUG 2008	18:30
GER vs ESP	17 AUG 2008	21:00

Legend

AET - After Extra Time
 G - Green Card
 GF - Goals For
 PC - Penalty Corner
 Pts - Points
 W - Matches Won
 (C) - Captain

D - Matches Drawn
 GA - Goals Against
 L - Matches Lost
 PS - Penalty Stroke
 R - Red Card
 Y - Yellow Card
 (GK) - Goalkeeper

FG - Field Goal
 GD - Goals Difference
 P - Matches Played
 PSC - Penalty Stroke Competition
 S - Suspended
 % - Conversion Percentage

19:20:56 15 AUG 2008
 HOM400A08_C69 1.0



MATCH REPORT

比赛报告 / BILAN DU MATCH

Date: **FRI 15 AUG 2008** Time: **20:30** Pool: **MA** Venue: **Olympic Green Hockey Stadium** Pitch: **2** Match No.: **M16**

Result

KOR-Korea

Full Time	3 - 3
Halftime	1 - 1

GER-Germany

Time on	Shirt No.	Name	▼ Green	■ Yellow	● Red
X	1	KO Dong Sik (GK)			
11	2	KIM Byung Hoon			
32	3	KIM Chul			
X	5	KIM Yong Bae		50	
X	6	LEE Nam Yong			
X	7	SEO Jong Ho (C)			
X	8	KANG Seong Jung			
X	9	YOON Sung Hoon			
X	10	YOU Hyo Sik	34		
X	11	YEO Woon Kon			
X	15	CHA Jong Bok	9		
41	16	LEE Myung Ho (GK)			
X	17	HONG Eun Seong			
13	19	KANG Moon Kweon			
21	22	KIM Sam Seok			
X	25	JANG Jong Hyun		70	
Coach		CHO Myung Jun			

Time on	Shirt No.	Name	▼ Green	■ Yellow	● Red
11	3	WITTE Philip			
X	4	MUELLER Maximilian			
X	5	BIEDERLACK Sebastian			
X	7	NEVADO Carlos			
X	9	FUERSTE Moritz			
X	13	HAUKE Tobias	18		
X	14	WEISSENBORN Tibor		49	
8	15	WESS Benjamin			
13	16	MEINERT Niklas			
X	17	WESS Timo (C)			
7	18	KORN Oliver			
X	19	ZELLER Christopher			
X	21	WEINHOLD Max (GK)			
X	22	WITTHAUS Matthias			
8	23	KELLER Florian	35	70	
X	25	ZELLER Philipp			
Coach		WEISE Markus			

Team Manager	Signature
CHO Sung Jun	
Umpire	Signature
WRIGHT John (RSA)	
Judge	Signature
BRACA Guido (ITA)	
Technical Officer	Signature
ISBERG Bjorn (SWE)	

Team Manager	Signature
HEIMPEL Jochen	
Umpire	Signature
KUMAR Satinder (IND)	
Judge	Signature
RENAUD Alain (FRA)	
Reserve Umpire	Signature
LEIPER David (GBR)	

Team	Minute	Shirt No.	Action	Score
KOR	5	11	PS	1 - 0
GER	17	3	FG	1 - 1
GER	40	22	FG	1 - 2
KOR	46	25	PC	2 - 2
GER	47	19	FG	2 - 3

Team	Minute	Shirt No.	Action	Score
KOR	52	7	FG	3 - 3

Team	Minute	Shirt No.	Action	Score

Remarks

Tournament Director - READ Ken (AUS)

Legend:				
(C)	Captain	(GK)	Goalkeeper	X
				Starting Player

Match Highlights



MEN'S POOL MA MATCH M16

Olympic Green Hockey Stadium / FRI 15 AUG 2008 / START TIME: 20:30

KOR - Korea	Final Score	GER - Germany
	3-3	

Match No.: M16 **Time:** 20:30 **Weather Conditions:** Sunny, 26C, Humidity 55%

Umpires: WRIGHT John(RSA) ; KUMAR Satinder(IND)

Reserve Umpire: LEIPER David(GBR)

Match Statistics

KOR		Goals / Shots					Cards			GER		Goals / Shots					Cards		
Coach: CHO Myung Jun	Total	%	FG	PC	PS	G	Y	R	Coach: WEISE Markus	Total	%	FG	PC	PS	G	Y	R		
1 KO Dong Sik (GK)									3 WITTE Philip	1/1	100	1/1							
2 KIM Byung Hoon									4 MUELLER Maximilian										
3 KIM Chul									5 BIEDERLACK Sebastian										
5 KIM Yong Bae							1		7 NEVADO Carlos	0/1	0	0/1							
6 LEE Nam Yong									9 FUERSTE Moritz	0/2	0	0/2							
7 SEO Jong Ho (C)	1/1	100	1/1						13 HAUKE Tobias								1		
8 KANG Seong Jung									14 WEISSENBORN Tibor								1		
9 YOON Sung Hoon									15 WESS Benjamin										
10 YOU Hyo Sik							1		16 MEINERT Niklas										
11 YEO Woon Kon	1/1	100			1/1				17 WESS Timo (C)										
15 CHA Jong Bok							1		18 KORN Oliver										
16 LEE Myung Ho (GK)									19 ZELLER Christopher	1/2	50	1/1	0/1						
17 HONG Eun Seong									21 WEINHOLD Max (GK)										
19 KANG Moon Kweon	0/1	0	0/1						22 WITTHAUS Matthias	1/1	100	1/1							
22 KIM Sam Seok									23 KELLER Florian	0/2	0	0/2					1 1		
25 JANG Jong Hyun	1/3	33		1/3			1		25 ZELLER Philipp										
Totals:	3/6	50	1/2	1/3	1/1	2	2		Totals:	3/9	33	3/8	0/1		2	2			

Play By Play

Time	Action	Score	Team	No.	Player	Time	Action	Score	Team	No.	Player
First Half						Second Half					
00:59	PC		GER			36:25	Sub. No 3 off		KOR	9	YOON Sung Hoon
01:38	Shot PC Miss		GER	19	ZELLER Christopher	36:34	Sub. No 18 off		GER	7	NEVADO Carlos
04:35	Shot PS Goal	1-0	KOR	11	YEO Woon Kon	36:44	Sub. No 23 off		GER	22	WITTHAUS Matthias
06:05	Sub. No 7 off		GER	18	KORN Oliver	39:38	Shot Goal	1-2	GER	22	WITTHAUS Matthias
07:09	Sub. No 19 off		GER	23	KELLER Florian	40:06	Sub. No 7 off		GER	18	KORN Oliver
07:12	Sub. No 9 off		GER	15	WESS Benjamin	41:00	Sub. No 1 off		KOR	16	LEE Myung Ho
08:47	Green Card		KOR	15	CHA Jong Bok	41:56	Sub. No 22 off		GER	23	KELLER Florian
10:01	Sub. No 13 off		GER	3	WITTE Philip	42:01	Sub. No 9 off		GER	15	WESS Benjamin
10:41	Sub. No 10 off		KOR	2	KIM Byung Hoon	42:22	Shot Miss		GER	23	KELLER Florian
11:55	Sub. No 14 off		GER	9	FUERSTE Moritz	43:36	PC		KOR		
12:12	Sub. No 6 off		KOR	10	YOU Hyo Sik	44:45	Shot PC Save		KOR	25	JANG Jong Hyun
12:26	Sub. No 25 off		GER	16	MEINERT Niklas	44:49	PC		KOR		
12:33	Sub. No 9 off		KOR	19	KANG Moon Kweon	45:21	Shot PC Goal	2-2	KOR	25	JANG Jong Hyun
14:13	Sub. No 22 off		GER	19	ZELLER Christopher	45:30	Sub. No 13 off		GER	3	WITTE Philip
15:25	Sub. No 15 off		GER	13	HAUKE Tobias	45:36	Sub. No 25 off		GER	16	MEINERT Niklas
15:29	Sub. No 18 off		GER	7	NEVADO Carlos	46:53	Shot Goal	2-3	GER	19	ZELLER Christopher
15:51	Sub. No 2 off		KOR	6	LEE Nam Yong	47:49	Sub. No 15 off		GER	9	FUERSTE Moritz
16:56	Shot Goal	1-1	GER	3	WITTE Philip	48:50	Yellow Card		GER	14	WEISSENBORN Tibor
17:15	Sub. No 5 off		GER	25	ZELLER Philipp	49:15	Yellow Card		KOR	5	KIM Yong Bae
17:21	Sub. No 19 off		KOR	9	YOON Sung Hoon	49:20	Sub. No 23 off		GER	22	WITTHAUS Matthias
18:00	Green Card		GER	13	HAUKE Tobias	49:25	Sub. No 18 off		GER	13	HAUKE Tobias
18:36	Sub. No 3 off		GER	14	WEISSENBORN Tibor	49:49	Sub. No 9 off		KOR	3	KIM Chul
18:40	Sub. No 23 off		GER	22	WITTHAUS Matthias	51:07	Shot Goal	3-3	KOR	7	SEO Jong Ho
18:46	Shot Miss		GER	7	NEVADO Carlos	52:43	Sub. No 10 off		KOR	2	KIM Byung Hoon
20:33	Sub. No 9 off		GER	15	WESS Benjamin	53:17	Sub. No 9 off		GER	15	WESS Benjamin
20:36	Sub. No 8 off		KOR	22	KIM Sam Seok	53:20	Sub. No 19 off		GER	23	KELLER Florian
24:11	Sub. No 7 off		KOR	2	KIM Byung Hoon	53:51	Suspension Ends		GER	14	WEISSENBORN Tibor
26:14	Sub. No 13 off		GER	3	WITTE Philip	54:41	Sub. No 22 off		GER	7	NEVADO Carlos
26:21	Sub. No 7 off		GER	18	KORN Oliver	55:19	Sub. No 3 off		GER	18	KORN Oliver
26:27	Sub. No 22 off		KOR	8	KANG Seong Jung	55:27	Sub. No 8 off		KOR	22	KIM Sam Seok

26:36	Sub. No 19 off	GER	23	KELLER Florian	55:32	Sub. No 16 off	GER	25	ZELLER Philipp
28:30	Sub. No 16 off	GER	5	BIEDERLACK Sebastian	56:03	Sub. No 2 off	KOR	9	YOON Sung Hoon
28:36	Sub. No 15 off	GER	9	FUERSTE Moritz	57:00	Suspension Ends	KOR	5	KIM Yong Bae
30:33	Sub. No 10 off	KOR	7	SEO Jong Ho	57:21	Sub. No 23 off	GER	19	ZELLER Christopher
30:42	Sub. No 2 off	KOR	19	KANG Moon Kweon	58:23	Sub. No 22 off	KOR	8	KANG Seong Jung
31:14	Sub. No 6 off	KOR	3	KIM Chul	59:20	Sub. No 3 off	KOR	19	KANG Moon Kweon
32:20	Sub. No 3 off	GER	13	HAUKE Tobias	59:31	Sub. No 15 off	GER	9	FUERSTE Moritz
32:23	Sub. No 22 off	GER	19	ZELLER Christopher	59:37	Sub. No 13 off	GER	3	WITTE Philip
33:37	Sub. No 9 off	KOR	10	YOU Hyo Sik	60:08	Sub. No 19 off	KOR	10	YOU Hyo Sik
33:41	Shot GK save	GER	23	KELLER Florian	60:47	Shot Miss	GER	9	FUERSTE Moritz
34:00	Green Card	KOR	10	YOU Hyo Sik	61:24	Sub. No 6 off	KOR	2	KIM Byung Hoon
34:50	Green Card	GER	23	KELLER Florian	61:30	Sub. No 18 off	GER	22	WITTHAUS Matthias
34:59	Sub. No 19 off	KOR	6	LEE Nam Yong	61:42	PC	KOR		
					62:30	Shot PC Miss	KOR	25	JANG Jong Hyun
					62:47	Shot Miss	GER	9	FUERSTE Moritz
					63:47	Sub. No 7 off	KOR	6	LEE Nam Yong
					64:42	Sub. No 3 off	GER	13	HAUKE Tobias
					64:46	Sub. No 9 off	KOR	19	KANG Moon Kweon
					65:25	Sub. No 2 off	KOR	7	SEO Jong Ho
					65:34	Shot Miss	KOR	19	KANG Moon Kweon
					66:50	Sub. No 22 off	GER	23	KELLER Florian
					67:06	Sub. No 19 off	KOR	9	YOON Sung Hoon
					67:38	Minor Injury	GER	23	KELLER Florian
					67:49	Sub. No 7 off	GER	18	KORN Oliver
					69:50	Yellow Card	KOR	25	JANG Jong Hyun
					69:50	Suspension Ends	KOR	25	JANG Jong Hyun
					69:58	Yellow Card	GER	23	KELLER Florian
					69:58	Suspension Ends	GER	23	KELLER Florian

Pool MA Standings

Rank	Teams	P	W	D	L	GF	GA	GD	Pts
1	ESP	3	3	0	0	7	3	+4	9
2	NZL	3	2	0	1	7	4	+3	6
3	GER	3	1	2	0	8	5	+3	5
4	KOR	3	1	1	1	9	8	+1	4
5	BEL	3	0	1	2	5	9	-4	1
6	CHN	3	0	0	3	4	11	-7	0

Pool MA Next Round Matches

Teams	Date	Time
KOR vs BEL	17 AUG 2008	10:30
NZL vs CHN	17 AUG 2008	18:30
GER vs ESP	17 AUG 2008	21:00

Legend

AET - After Extra Time	D - Matches Drawn	FG - Field Goal
G - Green Card	GA - Goals Against	GD - Goals Difference
GF - Goals For	L - Matches Lost	P - Matches Played
PC - Penalty Corner	PS - Penalty Stroke	PSC - Penalty Stroke Competition
Pts - Points	R - Red Card	S - Suspended
W - Matches Won	Y - Yellow Card	% - Conversion Percentage
(C) - Captain	(GK) - Goalkeeper	



MATCH REPORT

比赛报告 / BILAN DU MATCH

Date: SUN 17 AUG 2008 Time: 10:30 Pool: MA Venue: Olympic Green Hockey Stadium Pitch: 1 Match No.: M20

Result

KOR-Korea

Full Time	3 - 1
Halftime	0 - 1

BEL-Belgium

Time on	Shirt No.	Name	Green	Yellow	Red
36	1	KO Dong Sik (GK)			
X	2	KIM Byung Hoon			
15	3	KIM Chul		56	
X	5	KIM Yong Bae			
X	6	LEE Nam Yong			
X	7	SEO Jong Ho (C)			
X	8	KANG Seong Jung	45		
X	9	YOON Sung Hoon			
6	10	YOU Hyo Sik			
X	11	YEO Woon Kon	8		
X	15	CHA Jong Bok			
X	16	LEE Myung Ho (GK)			
X	17	HONG Eun Seong			
15	19	KANG Moon Kweon			
16	22	KIM Sam Seok			
X	25	JANG Jong Hyun			
Coach		CHO Myung Jun			

Time on	Shirt No.	Name	Green	Yellow	Red
X	1	DE GREVE Cedric (GK)			
X	2	RECKINGER Xavier	46		
X	4	RENAER Thierry			
X	5	DEKEYSER Jerome	11		
X	6	VANDEWEGHE Loic (C)			
X	7	DOHMEN John-John			
X	8	VAN DEN BALCK Thomas			
X	9	LUYCX Maxime			
X	10	CHARLIER Cedric			
X	11	VANDEWEGHE Charles			
14	14	GOLDBERG Philippe			
12	15	GUCASSOFF Gregory			
8	17	BRIELS Thomas			
17	18	HOUSSEIN Patrice			
X	19	DENAYER Felix			
12	28	TRUYENS Jerome			
Coach		COMMENS Adam (AUS)			

Team Manager	Signature
CHO Sung Jun	
Umpire	Signature
TEN CATE Rob (NED)	
Judge	Signature
QUAYE-KUMAH Nii (GHA)	
Technical Officer	Signature
DOYER Wiert (NED)	

Team Manager	Signature
LECHAT Jacques	
Umpire	Signature
KUMAR Satinder (IND)	
Judge	Signature
RENAUD Alain (FRA)	
Reserve Umpire	Signature
CHEN Dekang (CHN)	

Team	Minute	Shirt No.	Action	Score
BEL	20	5	FG	0 - 1
KOR	46	10	FG	1 - 1
KOR	50	25	PC	2 - 1
KOR	51	10	FG	3 - 1

Team	Minute	Shirt No.	Action	Score

Team	Minute	Shirt No.	Action	Score

Remarks

Tournament Director - READ Ken (AUS)

Legend:	(C) Captain	(GK) Goalkeeper	X Starting Player
----------------	-------------	-----------------	-------------------

Match Highlights



MEN'S POOL MA MATCH M20

Olympic Green Hockey Stadium / SUN 17 AUG 2008 / START TIME: 10:30

KOR - Korea		Final Score		BEL - Belgium	
		3-1			
Match No.:	M20	Time:	10:30	Weather Conditions:	Cloudy, 25C, Humidity 80%
Umpires:	TEN CATE Rob(NED) ; KUMAR Satinder(IND)				
Reserve Umpire:	CHEN Dekang(CHN)				

Match Statistics

KOR		Goals / Shots					Cards			BEL		Goals / Shots					Cards		
Coach: CHO Myung Jun		Total	%	FG	PC	PS	G	Y	R	Coach: COMMENS Adam		Total	%	FG	PC	PS	G	Y	R
1	KO Dong Sik (GK)									1	1								
2	KIM Byung Hoon																		1
3	KIM Chul								1		4								
5	KIM Yong Bae										5	1/3	33	1/2	0/1				1
6	LEE Nam Yong										6								
7	SEO Jong Ho (C)	0/2	0	0/2							7								
8	KANG Seong Jung								1		8								
9	YOON Sung Hoon	0/1	0	0/1							9								
10	YOU Hyo Sik	2/3	66	2/3							10								
11	YEO Woon Kon	0/1	0	0/1					1		11	0/3	0	0/3					
15	CHA Jong Bok										14	0/1	0	0/1					
16	LEE Myung Ho (GK)										15	0/2	0	0/2					
17	HONG Eun Seong										17	0/2	0	0/2					
19	KANG Moon Kweon										18								
22	KIM Sam Seok										19								
25	JANG Jong Hyun	1/2	50		1/2						28	0/2	0	0/1	0/1				
Totals:		3/9	33	2/7	1/2		2	1		Totals:	1/13	7	1/9	0/4		2			

Play By Play

Time	Action	Score	Team	No.	Player	Time	Action	Score	Team	No.	Player
First Half						Second Half					
05:07	Sub. No 2 off		KOR	10	YOU Hyo Sik	35:26	Sub. No 16 off		KOR	1	KO Dong Sik
06:22	PC		BEL			35:37	Sub. No 11 off		BEL	7	DOHMEN John-John
07:17	Shot PC GK save		BEL	5	DEKEYSER Jerome	35:40	Sub. No 14 off		BEL	10	CHARLIER Cedric
07:21	Green Card		KOR	11	YEO Woon Kon	35:43	Sub. No 28 off		BEL	17	BRIELS Thomas
07:41	Sub. No 11 off		BEL	17	BRIELS Thomas	35:56	Shot GK save		KOR	7	SEO Jong Ho
10:23	Green Card		BEL	5	DEKEYSER Jerome	38:32	Sub. No 5 off		BEL	28	TRUYENS Jerome
10:52	Shot GK save		KOR	11	YEO Woon Kon	39:35	Sub. No 10 off		BEL	11	VANDEWEGHE Charles
11:12	Shot GK save		KOR	10	YOU Hyo Sik	40:18	Shot Miss		BEL	11	VANDEWEGHE Charles
11:17	Sub. No 8 off		BEL	15	GUCASSOFF Gregory	40:41	Sub. No 6 off		KOR	3	KIM Chul
11:20	Sub. No 10 off		BEL	28	TRUYENS Jerome	41:37	Sub. No 2 off		BEL	18	HOUSSEIN Patrice
12:33	Sub. No 9 off		KOR	2	KIM Byung Hoon	42:16	Sub. No 8 off		BEL	15	GUCASSOFF Gregory
12:54	Sub. No 5 off		BEL	10	CHARLIER Cedric	42:57	Sub. No 9 off		KOR	6	LEE Nam Yong
13:48	Sub. No 9 off		BEL	14	GOLDBERG Philippe	43:14	Sub. No 17 off		BEL	5	DEKEYSER Jerome
13:56	Sub. No 2 off		BEL	8	VAN DEN BALCK Thomas	43:17	Sub. No 6 off		BEL	2	RECKINGER Xavier
14:10	Sub. No 2 off		KOR	19	KANG Moon Kweon	44:43	Green Card		KOR	8	KANG Seong Jung
15:00	Sub. No 15 off		KOR	3	KIM Chul	44:48	Sub. No 7 off		BEL	14	GOLDBERG Philippe
15:05	Sub. No 6 off		KOR	22	KIM Sam Seok	45:05	Shot Goal	1-1	KOR	10	YOU Hyo Sik
15:54	Sub. No 17 off		BEL	11	VANDEWEGHE Charles	45:47	Green Card		BEL	2	RECKINGER Xavier
16:38	Sub. No 15 off		BEL	18	HOUSSEIN Patrice	46:11	Sub. No 11 off		BEL	10	CHARLIER Cedric
17:10	Sub. No 19 off		KOR	6	LEE Nam Yong	46:24	Sub. No 2 off		BEL	8	VAN DEN BALCK Thomas
17:30	Sub. No 7 off		KOR	9	YOON Sung Hoon	46:47	Sub. No 4 off		BEL	6	VANDEWEGHE Loic
18:17	Sub. No 10 off		BEL	5	DEKEYSER Jerome	47:40	Sub. No 5 off		BEL	17	BRIELS Thomas
18:37	Sub. No 3 off		KOR	15	CHA Jong Bok	47:51	Minor Injury		BEL	9	LUYCX Maxime
19:01	Sub. No 7 off		BEL	9	LUYCX Maxime	48:26	PC		KOR		
19:22	Shot Goal	0-1	BEL	5	DEKEYSER Jerome	49:14	Shot PC Goal	2-1	KOR	25	JANG Jong Hyun
19:43	Sub. No 19 off		BEL	2	RECKINGER Xavier	49:21	Sub. No 14 off		BEL	7	DOHMEN John-John
21:06	PC		KOR			50:26	Shot Goal	3-1	KOR	10	YOU Hyo Sik
21:49	Shot PC Save		KOR	25	JANG Jong Hyun	50:51	Sub. No 18 off		BEL	4	RENAER Thierry

21:55	Sub. No 22 off	<u>KOR</u>	7	<u>SEO Jong Ho</u>	51:46	Sub. No 10 off	<u>KOR</u>	9	<u>YOON Sung Hoon</u>
22:20	Sub. No 28 off	<u>BEL</u>	17	<u>BRIELS Thomas</u>	53:37	Minor Injury	<u>KOR</u>	8	<u>KANG Seong Jung</u>
22:54	Sub. No 14 off	<u>BEL</u>	7	<u>DOHMEN John-John</u>	54:10	Minor Injury	<u>BEL</u>	8	<u>VAN DEN BALCK Thomas</u>
23:18	Sub. No 11 off	<u>BEL</u>	10	<u>CHARLIER Cedric</u>	54:15	Sub. No 17 off	<u>BEL</u>	5	<u>DEKEYSER Jerome</u>
24:45	Sub. No 8 off	<u>KOR</u>	22	<u>KIM Sam Seok</u>	54:24	Sub. No 8 off	<u>KOR</u>	10	<u>YOU Hyo Sik</u>
24:50	Sub. No 5 off	<u>BEL</u>	28	<u>TRUYENS Jerome</u>	54:42	Sub. No 8 off	<u>BEL</u>	2	<u>RECKINGER Xavier</u>
24:55	Sub. No 6 off	<u>BEL</u>	19	<u>DENAYER Felix</u>	55:38	Minor Injury	<u>BEL</u>	4	<u>RENAER Thierry</u>
24:58	Sub. No 4 off	<u>BEL</u>	15	<u>GUCASSOFF Gregory</u>	55:48	Yellow Card	<u>KOR</u>	3	<u>KIM Chul</u>
26:23	Sub. No 2 off	<u>BEL</u>	6	<u>VANDEWEGHE Loic</u>	55:54	Sub. No 28 off	<u>BEL</u>	11	<u>VANDEWEGHE Charles</u>
26:49	Shot GK save	<u>BEL</u>	17	<u>BRIELS Thomas</u>	55:58	Sub. No 9 off	<u>BEL</u>	14	<u>GOLDBERG Philippe</u>
26:59	Shot GK save	<u>BEL</u>	28	<u>TRUYENS Jerome</u>	57:33	PC	<u>BEL</u>		
28:20	Sub. No 17 off	<u>BEL</u>	5	<u>DEKEYSER Jerome</u>	58:18	Shot PC Save	<u>BEL</u>	15	<u>GUCASSOFF Gregory</u>
28:28	Sub. No 10 off	<u>BEL</u>	11	<u>VANDEWEGHE Charles</u>	58:24	Minor Injury	<u>KOR</u>	15	<u>CHA Jong Bok</u>
28:47	Sub. No 7 off	<u>BEL</u>	14	<u>GOLDBERG Philippe</u>	58:28	Sub. No 7 off	<u>KOR</u>	8	<u>KANG Seong Jung</u>
29:10	Shot Save	<u>BEL</u>	11	<u>VANDEWEGHE Charles</u>	58:37	Sub. No 7 off	<u>BEL</u>	9	<u>LUYCX Maxime</u>
29:36	Sub. No 18 off	<u>BEL</u>	4	<u>RENAER Thierry</u>	58:49	Shot GK save	<u>BEL</u>	5	<u>DEKEYSER Jerome</u>
29:59	Sub. No 15 off	<u>BEL</u>	2	<u>RECKINGER Xavier</u>	59:44	Shot GK save	<u>BEL</u>	11	<u>VANDEWEGHE Charles</u>
30:01	Sub. No 22 off	<u>KOR</u>	8	<u>KANG Seong Jung</u>	60:00	Sub. No 15 off	<u>BEL</u>	8	<u>VAN DEN BALCK Thomas</u>
31:08	Sub. No 6 off	<u>BEL</u>	18	<u>HOUSSEIN Patrice</u>	60:04	Sub. No 9 off	<u>KOR</u>	7	<u>SEO Jong Ho</u>
32:37	Sub. No 18 off	<u>BEL</u>	6	<u>VANDEWEGHE Loic</u>	60:08	Sub. No 14 off	<u>BEL</u>	7	<u>DOHMEN John-John</u>
					60:11	Sub. No 5 off	<u>BEL</u>	28	<u>TRUYENS Jerome</u>
					61:20	Sub. No 10 off	<u>BEL</u>	5	<u>DEKEYSER Jerome</u>
					61:23	Sub. No 11 off	<u>BEL</u>	17	<u>BRIELS Thomas</u>
					62:42	Sub. No 28 off	<u>BEL</u>	11	<u>VANDEWEGHE Charles</u>
					62:59	Sub. No 6 off	<u>KOR</u>	9	<u>YOON Sung Hoon</u>
					65:00	Suspension Ends	<u>KOR</u>	3	<u>KIM Chul</u>
					65:27	Sub. No 3 off	<u>KOR</u>	6	<u>LEE Nam Yong</u>
					65:42	Sub. No 4 off	<u>BEL</u>	15	<u>GUCASSOFF Gregory</u>
					65:53	Shot Miss	<u>BEL</u>	17	<u>BRIELS Thomas</u>
					67:13	Sub. No 7 off	<u>BEL</u>	14	<u>GOLDBERG Philippe</u>
					67:29	Sub. No 17 off	<u>BEL</u>	10	<u>CHARLIER Cedric</u>
					67:45	Sub. No 15 off	<u>KOR</u>	3	<u>KIM Chul</u>
					68:05	Sub. No 10 off	<u>BEL</u>	28	<u>TRUYENS Jerome</u>
					68:32	Shot Save	<u>BEL</u>	14	<u>GOLDBERG Philippe</u>
					68:36	Sub. No 6 off	<u>BEL</u>	7	<u>DOHMEN John-John</u>
					68:48	Shot GK save	<u>KOR</u>	9	<u>YOON Sung Hoon</u>
					69:26	Shot GK save	<u>KOR</u>	7	<u>SEO Jong Ho</u>
					69:57	PC	<u>BEL</u>		
					70+	Shot PC GK save	<u>BEL</u>	15	<u>GUCASSOFF Gregory</u>
					70+	Shot PC GK save	<u>BEL</u>	28	<u>TRUYENS Jerome</u>

Pool MA Standings

Rank	Teams	P	W	D	L	GF	GA	GD	Pts
1	<u>ESP</u>	3	3	0	0	7	3	+4	9
2	<u>KOR</u>	4	2	1	1	12	9	+3	7
3	<u>NZL</u>	3	2	0	1	7	4	+3	6
4	<u>GER</u>	3	1	2	0	8	5	+3	5
5	<u>BEL</u>	4	0	1	3	6	12	-6	1
6	<u>CHN</u>	3	0	0	3	4	11	-7	0

Pool MA Next Round Matches

Teams	Date	Time
<u>NZL</u> vs <u>CHN</u>	17 AUG 2008	18:30
<u>GER</u> vs <u>ESP</u>	17 AUG 2008	21:00
<u>GER</u> vs <u>NZL</u>	19 AUG 2008	10:30
<u>KOR</u> vs <u>ESP</u>	19 AUG 2008	18:30
<u>CHN</u> vs <u>BEL</u>	19 AUG 2008	21:00

Legend

AET - After Extra Time	D - Matches Drawn	FG - Field Goal
G - Green Card	GA - Goals Against	GD - Goals Difference
GF - Goals For	L - Matches Lost	P - Matches Played
PC - Penalty Corner	PS - Penalty Stroke	PSC - Penalty Stroke Competition
Pts - Points	R - Red Card	S - Suspended
W - Matches Won	Y - Yellow Card	% - Conversion Percentage
(C) - Captain	(GK) - Goalkeeper	



MATCH REPORT

比赛报告 / BILAN DU MATCH

Date: SUN 17 AUG 2008 Time: 18:30 Pool: MA Venue: Olympic Green Hockey Stadium Pitch: 1 Match No.: M23

Result

NZL-New Zealand

Full Time	2 - 2
Halftime	1 - 2

CHN-China

Time on	Shirt No.	Name	Green	Yellow	Red
X	3	KOSOOF David			
6	6	CHILD Simon			
X	7	HOPPING Blair			
X	8	COUZINS Dean			
X	9	HENWOOD Casey			
X	10	ARCHIBALD Ryan (C)			
X	12	SHAW Bradley			
X	16	WOOLFORD Paul (GK)			
	17	PONTIFEX Kyle (GK)			
X	18	BURROWS Phillip			
X	19	SHAW Hayden			
	20	NATION James			
X	24	BROOKS Gareth			
X	25	McALEESE Shea			
10	30	COLLIER Benjamin			
17	31	EDWARDS Steven			
Coach		McLEOD Shane			

Time on	Shirt No.	Name	Green	Yellow	Red
X	1	SUN Tianjun	21		
X	6	LUO Fangming			
X	8	JIANG Xishang			
X	9	SONG Yi (C)	20		
X	10	LI Wei			
23	11	LU Fenghui			
30	12	MENG Xuguang			
14	15	LIU Xiantang			
26	16	MENG Lizhi	58		
X	17	HU Liang			
X	18	MENG Jun			
X	19	YU Yang			
X	20	NA Yubo			
X	25	SU Rifeng (GK)			
	27	TAO Zhinan (GK)			
X	32	HU Hui ren			
Coach		KIM Sang Ryul (KOR)			

Team Manager	Signature
MARR Kevin	
Umpire	Signature
GRIME Murray (AUS)	
Judge	Signature
QUAYE-KUMAH Nii (GHA)	
Technical Officer	Signature
DOYER Wiert (NED)	

Team Manager	Signature
DU Zhaocai	
Umpire	Signature
MAIR Andy (GBR)	
Judge	Signature
RENAUD Alain (FRA)	
Reserve Umpire	Signature
ADELL Xavier (ESP)	

Team	Minute	Shirt No.	Action	Score
CHN	3	9	PC	0 - 1
CHN	17	9	PC	0 - 2
NZL	34	6	FG	1 - 2
NZL	54	25	FG	2 - 2

Team	Minute	Shirt No.	Action	Score

Team	Minute	Shirt No.	Action	Score

Remarks

Tournament Director - READ Ken (AUS)

Legend:	(C) Captain	(GK) Goalkeeper	X Starting Player
----------------	-------------	-----------------	-------------------

Match Highlights



MEN'S POOL MA MATCH M23

Olympic Green Hockey Stadium / SUN 17 AUG 2008 / START TIME: 18:30

NZL - New Zealand		Final Score		CHN - China	
		2-2			

Match No.: M23 **Time:** 18:30 **Weather Conditions:** Cloudy, 23C, Humidity 83%

Umpires: GRIME Murray(AUS) ; MAIR Andy(GBR)

Reserve Umpire: ADELL Xavier(ESP)

Match Statistics

NZL		Goals / Shots					Cards			CHN		Goals / Shots					Cards		
Coach: McLEOD Shane		Total	%	FG	PC	PS	G	Y	R	Coach: KIM Sang Ryul		Total	%	FG	PC	PS	G	Y	R
3	<u>KOSOOF David</u>									1	<u>SUN Tianjun</u>								1
6	<u>CHILD Simon</u>	1/3	33	1/3						6	<u>LUO Fangming</u>								
7	<u>HOPPING Blair</u>									8	<u>JIANG Xishang</u>								
8	<u>COUZINS Dean</u>									9	<u>SONG Yi (C)</u>	2/3	66		2/3				1
9	<u>HENWOOD Casey</u>									10	<u>LI Wei</u>								
10	<u>ARCHIBALD Ryan (C)</u>	0/1	0		0/1					11	<u>LU Fenghui</u>								
12	<u>SHAW Bradley</u>									12	<u>MENG Xuguang</u>								
16	<u>WOOLFORD Paul (GK)</u>									15	<u>LIU Xiantang</u>								
17	<u>PONTIFEX Kyle (GK)</u>									16	<u>MENG Lizhi</u>	0/1	0	0/1					1
18	<u>BURROWS Phillip</u>	0/2	0	0/2						17	<u>HU Liang</u>								
19	<u>SHAW Hayden</u>	0/3	0		0/3					18	<u>MENG Jun</u>								
20	<u>NATION James</u>									19	<u>YU Yang</u>								
24	<u>BROOKS Gareth</u>									20	<u>NA Yubo</u>								
25	<u>McALEESE Shea</u>	1/2	50	1/2						25	<u>SU Rifeng (GK)</u>								
30	<u>COLLIER Benjamin</u>	0/1	0		0/1					27	<u>TAO Zhinan (GK)</u>								
31	<u>EDWARDS Steven</u>	0/1	0	0/1						32	<u>HU Huiren</u>								
Totals:		2/13	15	2/8	0/5					Totals:		2/4	50	0/1	2/3				3

Play By Play

Time	Action	Score	Team	No.	Player	Time	Action	Score	Team	No.	Player
First Half						Second Half					
01:42	PC		CHN			35:10	Sub. No 16 off		CHN	15	<u>LIU Xiantang</u>
02:35	Shot PC Goal	0-1	CHN	9	<u>SONG Yi</u>	36:25	Sub. No 24 off		NZL	18	<u>BURROWS Phillip</u>
05:59	Sub. No 3 off		NZL	6	<u>CHILD Simon</u>	42:14	Sub. No 19 off		CHN	9	<u>SONG Yi</u>
09:48	Sub. No 25 off		NZL	30	<u>COLLIER Benjamin</u>	43:16	Sub. No 20 off		CHN	16	<u>MENG Lizhi</u>
11:08	PC		NZL			43:23	Sub. No 3 off		NZL	24	<u>BROOKS Gareth</u>
11:56	Shot PC GK save		NZL	10	<u>ARCHIBALD Ryan</u>	43:27	Sub. No 25 off		NZL	30	<u>COLLIER Benjamin</u>
13:26	Sub. No 19 off		CHN	15	<u>LIU Xiantang</u>	46:10	Shot Miss		NZL	31	<u>EDWARDS Steven</u>
14:06	Sub. No 18 off		NZL	3	<u>KOSOOF David</u>	47:46	Sub. No 8 off		CHN	11	<u>LU Fenghui</u>
16:01	PC		CHN			49:32	Sub. No 15 off		CHN	19	<u>YU Yang</u>
16:44	Shot PC Goal	0-2	CHN	9	<u>SONG Yi</u>	49:43	Sub. No 18 off		NZL	3	<u>KOSOOF David</u>
16:52	Sub. No 10 off		NZL	25	<u>McALEESE Shea</u>	50:32	Sub. No 10 off		NZL	25	<u>McALEESE Shea</u>
16:56	Sub. No 19 off		NZL	31	<u>EDWARDS Steven</u>	52:18	Sub. No 6 off		NZL	18	<u>BURROWS Phillip</u>
17:14	Sub. No 24 off		NZL	18	<u>BURROWS Phillip</u>	52:26	Sub. No 17 off		CHN	8	<u>JIANG Xishang</u>
17:50	PC		NZL			53:35	Sub. No 30 off		NZL	10	<u>ARCHIBALD Ryan</u>
18:42	Shot PC GK save		NZL	30	<u>COLLIER Benjamin</u>	53:55	Shot Goal	2-2	NZL	25	<u>McALEESE Shea</u>
19:24	Green Card		CHN	9	<u>SONG Yi</u>	54:12	Sub. No 24 off		NZL	6	<u>CHILD Simon</u>
19:24	Shot GK save		NZL	25	<u>McALEESE Shea</u>	54:20	Sub. No 19 off		CHN	20	<u>NA Yubo</u>
20:39	Green Card		CHN	1	<u>SUN Tianjun</u>	54:30	Sub. No 10 off		CHN	12	<u>MENG Xuguang</u>
20:45	Sub. No 9 off		NZL	19	<u>SHAW Hayden</u>	55:04	Sub. No 11 off		CHN	17	<u>HU Liang</u>
20:51	Sub. No 6 off		NZL	24	<u>BROOKS Gareth</u>	57:59	Green Card		CHN	16	<u>MENG Lizhi</u>
20:53	Sub. No 30 off		NZL	10	<u>ARCHIBALD Ryan</u>	58:19	Minor Injury		CHN	9	<u>SONG Yi</u>
22:33	Sub. No 15 off		CHN	19	<u>YU Yang</u>	58:35	Sub. No 9 off		CHN	15	<u>LIU Xiantang</u>
22:50	PC		NZL			58:29	Sub. No 12 off		CHN	10	<u>LI Wei</u>
22:53	Shot PC Save		NZL	19	<u>SHAW Hayden</u>	58:53	PC		NZL		
22:54	Minor Injury		CHN	18	<u>MENG Jun</u>	59:51	Shot PC GK save		NZL	19	<u>SHAW Hayden</u>
22:55	PC		NZL			61:11	Shot Miss		NZL	6	<u>CHILD Simon</u>
22:57	Shot PC Miss		NZL	19	<u>SHAW Hayden</u>	61:54	Sub. No 15 off		CHN	9	<u>SONG Yi</u>
22:59	Sub. No 18 off		CHN	11	<u>LU Fenghui</u>	63:12	Sub. No 3 off		NZL	24	<u>BROOKS Gareth</u>
23:26	Sub. No 3 off		NZL	6	<u>CHILD Simon</u>	63:54	Sub. No 16 off		CHN	19	<u>YU Yang</u>
25:11	Sub. No 19 off		CHN	16	<u>MENG Lizhi</u>	64:15	Serious Injury		CHN	10	<u>LI Wei</u>

26:49	Shot Miss	<u>NZL</u>	18	<u>BURROWS Phillip</u>	64:22	Sub. No 10 off	<u>CHN</u>	12	<u>MENG Xuguang</u>
29:16	Sub. No 10 off	<u>CHN</u>	12	<u>MENG Xuguang</u>	65:34	Sub. No 12 off	<u>CHN</u>	10	<u>LI Wei</u>
31:05	Sub. No 8 off	<u>CHN</u>	18	<u>MENG Jun</u>	67:42	Sub. No 17 off	<u>CHN</u>	11	<u>LU Fenghui</u>
31:15	Shot GK save	<u>CHN</u>	16	<u>MENG Lizhi</u>	69:08	Shot GK save	<u>NZL</u>	18	<u>BURROWS Phillip</u>
31:20	PC	<u>CHN</u>							
32:09	Shot PC GK save	<u>CHN</u>	9	<u>SONG Yi</u>					
32:18	Sub. No 18 off	<u>NZL</u>	3	<u>KOSOOF David</u>					
32:31	Shot Miss	<u>NZL</u>	6	<u>CHILD Simon</u>					
33:15	Shot Goal	1-2 <u>NZL</u>	6	<u>CHILD Simon</u>					
33:44	Sub. No 12 off	<u>CHN</u>	10	<u>LI Wei</u>					
33:49	Sub. No 11 off	<u>CHN</u>	8	<u>JIANG Xishang</u>					
33:53	Sub. No 9 off	<u>CHN</u>	19	<u>YU Yang</u>					

Pool MA Standings

Rank	Teams	P	W	D	L	GF	GA	GD	Pts
1	<u>ESP</u>	3	3	0	0	7	3	+4	9
2	<u>KOR</u>	4	2	1	1	12	9	+3	7
3	<u>NZL</u>	4	2	1	1	9	6	+3	7
4	<u>GER</u>	3	1	2	0	8	5	+3	5
5	<u>BEL</u>	4	0	1	3	6	12	-6	1
6	<u>CHN</u>	4	0	1	3	6	13	-7	1

Pool MA Next Round Matches

Teams	Date	Time
<u>GER</u> vs <u>ESP</u>	17 AUG 2008	21:00
<u>GER</u> vs <u>NZL</u>	19 AUG 2008	10:30
<u>KOR</u> vs <u>ESP</u>	19 AUG 2008	18:30
<u>CHN</u> vs <u>BEL</u>	19 AUG 2008	21:00

Legend

AET - After Extra Time
G - Green Card
GF - Goals For
PC - Penalty Corner
Pts - Points
W - Matches Won
(C) - Captain

D - Matches Drawn
GA - Goals Against
L - Matches Lost
PS - Penalty Stroke
R - Red Card
Y - Yellow Card
(GK) - Goalkeeper

FG - Field Goal
GD - Goals Difference
P - Matches Played
PSC - Penalty Stroke Competition
S - Suspended
% - Conversion Percentage



MATCH REPORT

比赛报告 / BILAN DU MATCH

Date: **SUN 17 AUG 2008** Time: **21:00** Pool: **MA** Venue: **Olympic Green Hockey Stadium** Pitch: **1** Match No.: **M24**

Result

GER-Germany

Full Time	1 - 0
Halftime	1 - 0

ESP-Spain

Time on	Shirt No.	Name	▼ Green	■ Yellow	● Red
10	3	WITTE Philip			
X	4	MUELLER Maximilian			
X	5	BIEDERLACK Sebastian	39	69	
X	7	NEVADO Carlos			
X	9	FUERSTE Moritz			
X	13	HAUKE Tobias			
X	14	WEISSENBORN Tibor			
8	15	WESS Benjamin			
12	16	MEINERT Niklas			
X	17	WESS Timo (C)			
8	18	KORN Oliver			
X	19	ZELLER Christopher			
X	21	WEINHOLD Max (GK)			
X	22	WITTHAUS Matthias			
8	23	KELLER Florian			
X	25	ZELLER Philipp			
Coach		WEISE Markus			

Time on	Shirt No.	Name	▼ Green	■ Yellow	● Red
X	1	CORTES Francisco (GK)			
X	2	FREIXA Santiago			
X	5	FABREGAS Francisco (C)			
11	6	SOJO Victor			
X	8	FABREGAS Alex			
X	9	AMAT Pol			
X	10	TUBAU Eduard			
10	11	OLIVA Roc			
19	12	FERNANDEZ Juan			
X	13	ALEGRE Ramon			
X	16	RIBAS Xavier			
14	17	SALA Albert			
X	18	GARZA Rodrigo			
X	20	ENRIQUE Sergi			
11	21	ARBOS Eduard			
X	23	ALEGRE David			
Coach		HENDRIKS Maurits (NED)			

Team Manager	Signature
HEIMPEL Jochen	
Umpire	Signature
WRIGHT John (RSA)	
Judge	Signature
BRACA Guido (ITA)	
Technical Officer	Signature
ISBERG Bjorn (SWE)	

Team Manager	Signature
NEGRE Pablo	
Umpire	Signature
GENTLES David (AUS)	
Judge	Signature
YOU Suolong (CHN)	
Reserve Umpire	Signature
SINGH Amarjit (MAS)	

Team	Minute	Shirt No.	Action	Score
GER	34	9	FG	1 - 0

Team	Minute	Shirt No.	Action	Score

Team	Minute	Shirt No.	Action	Score

Remarks

Legend:	(C) Captain	(GK) Goalkeeper	X Starting Player
---------	-------------	-----------------	-------------------

Match Highlights



MEN'S POOL MA MATCH M24

Olympic Green Hockey Stadium / SUN 17 AUG 2008 / START TIME: 21:00

GER - Germany		Final Score		ESP - Spain	
		1-0			

Match No.: M24 **Time:** 21:00 **Weather Conditions:** Cloudy, 23C, Humidity 83%

Umpires: WRIGHT John(RSA) ; GENTLES David(AUS)

Reserve Umpire: SINGH Amarjit(MAS)

Match Statistics

GER		Goals / Shots					Cards		ESP		Goals / Shots					Cards			
Coach: WEISE Markus		Total	%	FG	PC	PS	G	Y	R	Coach: HENDRIKS Maurits		Total	%	FG	PC	PS	G	Y	R
3	WITTE Philip									1	CORTEZ Francisco (GK)								
4	MUELLER Maximilian									2	FREIXA Santiago	0/1	0		0/1				
5	BIEDERLACK Sebastian						1	1		5	FABREGAS Francisco (C)								
7	NEVADO Carlos	0/1	0	0/1						6	SOJO Victor								
9	FUERSTE Moritz	1/1	100	1/1						8	FABREGAS Alex								
13	HAUKE Tobias									9	AMAT Pol	0/2	0	0/2					
14	WEISSENBORN Tibor									10	TUBAU Eduard								
15	WESS Benjamin									11	OLIVA Roc	0/1	0	0/1					
16	MEINERT Niklas									12	FERNANDEZ Juan								
17	WESS Timo (C)									13	ALEGRE Ramon	0/2	0	0/1	0/1				
18	KORN Oliver									16	RIBAS Xavier	0/3	0		0/3				
19	ZELLER Christopher	0/3	0	0/2	0/1					17	SALA Albert								
21	WEINHOLD Max (GK)									18	GARZA Rodrigo								
22	WITTHAUS Matthias	0/3	0	0/3						20	ENRIQUE Sergi								
23	KELLER Florian	0/1	0		0/1					21	ARBOS Eduard	0/1	0	0/1					
25	ZELLER Philipp									23	ALEGRE David								
Totals:		1/9	11	1/7	0/2		1	1		Totals:	0/10	0	0/5	0/5					

Play By Play

Time	Action	Score	Team	No.	Player	Time	Action	Score	Team	No.	Player
First Half						Second Half					
03:13	Shot GK save		ESP	9	AMAT Pol	35:07	Sub. No 18 off		GER	22	WITTHAUS Matthias
06:00	Shot GK save		GER	19	ZELLER Christopher	35:12	Sub. No 3 off		GER	13	HAUKE Tobias
07:48	Sub. No 22 off		GER	18	KORN Oliver	38:38	Green Card		GER	5	BIEDERLACK Sebastian
07:53	Sub. No 9 off		GER	15	WESS Benjamin	38:55	Shot GK save		GER	22	WITTHAUS Matthias
07:57	Sub. No 7 off		GER	23	KELLER Florian	39:05	PC		GER		
09:30	Sub. No 13 off		GER	3	WITTE Philip	39:49	Shot PC GK save		GER	19	ZELLER Christopher
09:35	Sub. No 2 off		ESP	11	OLIVA Roc	40:43	PC		ESP		
10:12	Sub. No 10 off		ESP	6	SOJO Victor	41:39	Shot PC Save		ESP	2	FREIXA Santiago
10:32	Sub. No 9 off		ESP	21	ARBOS Eduard	41:44	Shot PC GK save		ESP	16	RIBAS Xavier
10:58	Sub. No 19 off		GER	22	WITTHAUS Matthias	41:48	Sub. No 7 off		GER	18	KORN Oliver
11:28	Sub. No 25 off		GER	16	MEINERT Niklas	41:58	Sub. No 9 off		GER	15	WESS Benjamin
13:04	Shot GK save		GER	22	WITTHAUS Matthias	42:05	Sub. No 22 off		GER	23	KELLER Florian
13:23	Sub. No 23 off		ESP	17	SALA Albert	43:36	Sub. No 19 off		GER	22	WITTHAUS Matthias
14:13	Sub. No 14 off		GER	9	FUERSTE Moritz	43:41	Sub. No 13 off		GER	3	WITTE Philip
14:47	Sub. No 18 off		GER	7	NEVADO Carlos	45:42	Sub. No 2 off		ESP	21	ARBOS Eduard
14:52	Sub. No 15 off		GER	13	HAUKE Tobias	45:46	Sub. No 25 off		GER	16	MEINERT Niklas
15:53	Sub. No 21 off		ESP	2	FREIXA Santiago	45:51	Sub. No 14 off		GER	9	FUERSTE Moritz
15:55	Sub. No 11 off		ESP	10	TUBAU Eduard	45:54	Sub. No 9 off		ESP	6	SOJO Victor
15:58	Sub. No 6 off		ESP	9	AMAT Pol	46:18	Sub. No 10 off		ESP	11	OLIVA Roc
18:50	Sub. No 5 off		ESP	23	ALEGRE David	47:50	Sub. No 23 off		ESP	17	SALA Albert

18:55	Sub. No 16 off	ESP	12	FERNANDEZ Juan	48:10	Shot GK save	ESP	11	OLIVA Roc
18:57	Sub. No 3 off	GER	14	WEISSENBORN Tibor	48:33	Sub. No 18 off	GER	7	NEVADO Carlos
19:06	Sub. No 23 off	GER	19	ZELLER Christopher	49:29	Sub. No 23 off	GER	19	ZELLER Christopher
19:29	Sub. No 5 off	GER	25	ZELLER Philipp	49:33	Sub. No 15 off	GER	13	HAUKE Tobias
21:23	Sub. No 9 off	GER	15	WESS Benjamin	49:36	Sub. No 3 off	GER	14	WEISSENBORN Tibor
21:29	Sub. No 7 off	GER	18	KORN Oliver	50:06	Sub. No 5 off	GER	25	ZELLER Philipp
23:54	Sub. No 2 off	ESP	21	ARBOS Eduard	50:56	Sub. No 11 off	ESP	10	TUBAU Eduard
24:03	Sub. No 10 off	ESP	6	SOJO Victor	51:12	Sub. No 21 off	ESP	2	FREIXA Santiago
24:07	Sub. No 9 off	ESP	11	OLIVA Roc	51:51	Shot Miss	GER	22	WITTHAUS Matthias
24:15	Sub. No 20 off	ESP	16	RIBAS Xavier	51:55	Sub. No 6 off	ESP	9	AMAT Pol
24:25	Sub. No 8 off	ESP	5	FABREGAS Francisco	52:18	Sub. No 16 off	ESP	12	FERNANDEZ Juan
25:42	Shot GK save	ESP	21	ARBOS Eduard	54:25	Sub. No 5 off	ESP	23	ALEGRE David
26:10	Sub. No 16 off	GER	5	BIEDERLACK Sebastian	55:15	Shot Miss	ESP	9	AMAT Pol
27:35	Sub. No 18 off	GER	23	KELLER Florian	55:21	Sub. No 9 off	GER	15	WESS Benjamin
27:40	Sub. No 15 off	GER	3	WITTE Philip	55:28	Sub. No 16 off	GER	5	BIEDERLACK Sebastian
27:58	Sub. No 12 off	ESP	20	ENRIQUE Sergi	55:39	Sub. No 19 off	GER	23	KELLER Florian
29:00	PC	ESP			55:52	PC	GER		
29:53	PC No Shot	ESP	13	ALEGRE Ramon	57:27	Shot PC GK save	GER	23	KELLER Florian
30:01	Shot GK save	ESP	13	ALEGRE Ramon	58:25	Sub. No 12 off	ESP	16	RIBAS Xavier
30:06	Sub. No 17 off	ESP	8	FABREGAS Alex	58:44	Shot GK save	GER	7	NEVADO Carlos
30:12	Sub. No 22 off	GER	7	NEVADO Carlos	58:56	Sub. No 7 off	GER	18	KORN Oliver
30:54	Sub. No 13 off	GER	9	FUERSTE Moritz	59:13	Sub. No 8 off	ESP	5	FABREGAS Francisco
30:58	Sub. No 6 off	ESP	2	FREIXA Santiago	60:27	Sub. No 14 off	GER	3	WITTE Philip
31:21	Sub. No 11 off	ESP	10	TUBAU Eduard	60:29	Sub. No 2 off	ESP	11	OLIVA Roc
31:39	Sub. No 21 off	ESP	9	AMAT Pol	60:35	Sub. No 13 off	GER	9	FUERSTE Moritz
33:21	Shot Goal	1-0 GER	9	FUERSTE Moritz	61:08	PC	ESP		
33:38	Sub. No 23 off	GER	18	KORN Oliver	62:02	Shot PC GK save	ESP	16	RIBAS Xavier
					62:21	Sub. No 23 off	GER	19	ZELLER Christopher
					62:38	Sub. No 15 off	GER	14	WEISSENBORN Tibor
					62:45	Sub. No 10 off	ESP	6	SOJO Victor
					63:03	Sub. No 25 off	GER	16	MEINERT Niklas
					63:12	Sub. No 3 off	GER	13	HAUKE Tobias
					63:37	Shot Miss	GER	19	ZELLER Christopher
					63:40	Sub. No 20 off	ESP	12	FERNANDEZ Juan
					63:49	Sub. No 9 off	ESP	2	FREIXA Santiago
					64:00	Minor Injury	ESP	20	ENRIQUE Sergi
					64:06	Sub. No 6 off	ESP	10	TUBAU Eduard
					65:26	Sub. No 12 off	ESP	20	ENRIQUE Sergi
					65:36	PC	ESP		
					65:51	Shot PC Miss	ESP	16	RIBAS Xavier
					65:56	Sub. No 18 off	GER	7	NEVADO Carlos
					66:02	Sub. No 11 off	ESP	9	AMAT Pol
					66:06	Sub. No 9 off	GER	15	WESS Benjamin
					66:30	Sub. No 17 off	ESP	8	FABREGAS Alex
					68:40	Sub. No 7 off	GER	23	KELLER Florian
					68:59	Yellow Card	GER	5	BIEDERLACK Sebastian
					70:00	Suspension Ends	GER	5	BIEDERLACK Sebastian

Pool MA Standings

Rank	Teams	P	W	D	L	GF	GA	GD	Pts
1	ESP	4	3	0	1	7	4	+3	9

Pool MA Next Round Matches

Teams	Date	Time
GER vs NZL	19 AUG 2008	10:30

2	<u>GER</u>	4	2	2	0	9	5	+4	8	<u>KOR vs ESP</u>	19 AUG 2008	18:30
3	<u>KOR</u>	4	2	1	1	12	9	+3	7	<u>CHN vs BEL</u>	19 AUG 2008	21:00
4	<u>NZL</u>	4	2	1	1	9	6	+3	7			
5	<u>BEL</u>	4	0	1	3	6	12	-6	1			
6	<u>CHN</u>	4	0	1	3	6	13	-7	1			

Legend

AET - After Extra Time
G - Green Card
GF - Goals For
PC - Penalty Corner
Pts - Points
W - Matches Won
(C) - Captain

D - Matches Drawn
GA - Goals Against
L - Matches Lost
PS - Penalty Stroke
R - Red Card
Y - Yellow Card
(GK) - Goalkeeper

FG - Field Goal
GD - Goals Difference
P - Matches Played
PSC - Penalty Stroke Competition
S - Suspended
% - Conversion Percentage

22:25:33 17 AUG 2008
HOM400A12_C69 1.0



MATCH REPORT

比赛报告 / BILAN DU MATCH

Date: TUE 19 AUG 2008 Time: 10:30 Pool: MA Venue: Olympic Green Hockey Stadium Pitch: 1 Match No.: M26

Result

GER-Germany

Full Time	3 - 1
Halftime	2 - 0

NZL-New Zealand

Time on	Shirt No.	Name	Green	Yellow	Red
9	3	WITTE Philip			
X	4	MUELLER Maximilian			
X	5	BIEDERLACK Sebastian			
X	7	NEVADO Carlos			
X	9	FUERSTE Moritz			
X	13	HAUKE Tobias	50		
X	14	WEISSENBORN Tibor			
7	15	WESS Benjamin			
10	16	MEINERT Niklas			
X	17	WESS Timo (C)			
7	18	KORN Oliver			
X	19	ZELLER Christopher			
X	21	WEINHOLD Max (GK)			
X	22	WITTHAUS Matthias			
8	23	KELLER Florian			
X	25	ZELLER Philipp			
Coach		WEISE Markus			

Time on	Shirt No.	Name	Green	Yellow	Red
X	3	KOSOOF David			
7	6	CHILD Simon			
X	7	HOPPING Blair			
X	8	COUZINS Dean			
11	9	HENWOOD Casey			
X	10	ARCHIBALD Ryan (C)			
X	12	SHAW Bradley			
X	16	WOOLFORD Paul (GK)			
	17	PONTIFEX Kyle (GK)			
X	18	BURROWS Phillip			
X	19	SHAW Hayden			
14	20	NATION James	51		
X	24	BROOKS Gareth			
X	25	McALEESE Shea			
7	30	COLLIER Benjamin			
X	31	EDWARDS Steven	31		
Coach		McLEOD Shane			

Team Manager	Signature
HEIMPEL Jochen	
Umpire	Signature
GENTLES David (AUS)	
Judge	Signature
HARRIS Willard (TRI)	
Technical Officer	Signature
DOYER Wiert (NED)	

Team Manager	Signature
SMITH Darren	
Umpire	Signature
MAIR Andy (GBR)	
Judge	Signature
BUDEISKY Alberto (ARG)	
Reserve Umpire	Signature
TEN CATE Rob (NED)	

Team	Minute	Shirt No.	Action	Score
GER	5	17	PC	1 - 0
GER	9	22	FG	2 - 0
NZL	46	19	PC	2 - 1
GER	55	23	FG	3 - 1

Team	Minute	Shirt No.	Action	Score

Team	Minute	Shirt No.	Action	Score

Remarks

Tournament Director - READ Ken (AUS)

Legend:	(C) Captain	(GK) Goalkeeper	X Starting Player
----------------	-------------	-----------------	-------------------

Match Highlights



MEN'S POOL MA MATCH M26

Olympic Green Hockey Stadium / TUE 19 AUG 2008 / START TIME: 10:30

GER - Germany		Final Score		NZL - New Zealand	
		3-1			
Match No.:	M26	Time:	10:30	Weather Conditions:	Sunny, 24C, Humidity 75%
Umpires:	GENTLES David(AUS) ; MAIR Andy(GBR)				
Reserve Umpire:	TEN CATE Rob(NED)				

Match Statistics

GER		Goals / Shots					Cards			NZL		Goals / Shots					Cards		
Coach: WEISE Markus		Total	%	FG	PC	PS	G	Y	R	Coach: McLEOD Shane		Total	%	FG	PC	PS	G	Y	R
3	WITTE Philip	0/1	0	0/1						3	KOSOOF David	0/1	0	0/1					
4	MUELLER Maximilian									6	CHILD Simon	0/1	0	0/1					
5	BIEDERLACK Sebastian									7	HOPPING Blair								
7	NEVADO Carlos	0/3	0	0/3						8	COUZINS Dean								
9	FUERSTE Moritz									9	HENWOOD Casey								
13	HAUKE Tobias							1		10	ARCHIBALD Ryan (C)	0/1	0	0/1					
14	WEISSENBORN Tibor	0/1	0		0/1					12	SHAW Bradley	0/1	0	0/1					
15	WESS Benjamin									16	WOOLFORD Paul (GK)								
16	MEINERT Niklas									17	PONTIFEX Kyle (GK)								
17	WESS Timo (C)	1/2	50		1/2					18	BURROWS Phillip	0/2	0	0/2					
18	KORN Oliver									19	SHAW Hayden	1/2	50	0/1	1/1				
19	ZELLER Christopher	0/3	0	0/3						20	NATION James								1
21	WEINHOLD Max (GK)									24	BROOKS Gareth								
22	WITTHAUS Matthias	1/6	16	1/6						25	McALEESE Shea								
23	KELLER Florian	1/3	33	1/2	0/1					30	COLLIER Benjamin								
25	ZELLER Philipp	0/1	0	0/1						31	EDWARDS Steven								1
Totals:		3/20	15	2/16	1/4		1			Totals:		1/8	12	0/7	1/1				2

Play By Play

Time	Action	Score	Team	No.	Player	Time	Action	Score	Team	No.	Player
First Half						Second Half					
01:41	Shot GK save		GER	7	NEVADO Carlos	35:21	Sub. No 16 off		GER	25	ZELLER Philipp
03:35	PC		GER			35:22	Sub. No 24 off		NZL	6	CHILD Simon
04:22	Shot PC Goal	1-0	GER	17	WESS Timo	35:30	Shot Miss		NZL	6	CHILD Simon
06:13	Shot GK save		GER	25	ZELLER Philipp	36:04	Shot Save		GER	19	ZELLER Christopher
06:17	Shot GK save		GER	7	NEVADO Carlos	37:01	Shot Save		NZL	19	SHAW Hayden
06:32	Sub. No 3 off		NZL	6	CHILD Simon	37:43	Shot GK save		GER	19	ZELLER Christopher
06:40	Sub. No 25 off		NZL	30	COLLIER Benjamin	38:04	Sub. No 19 off		GER	23	KELLER Florian
06:48	Sub. No 7 off		GER	18	KORN Oliver	38:32	Sub. No 22 off		GER	18	KORN Oliver
06:56	Sub. No 9 off		GER	15	WESS Benjamin	38:49	Sub. No 9 off		GER	15	WESS Benjamin
07:43	Sub. No 19 off		GER	23	KELLER Florian	40:10	Shot Miss		NZL	18	BURROWS Phillip
08:47	Shot Goal	2-0	GER	22	WITTHAUS Matthias	40:44	Sub. No 13 off		GER	3	WITTE Philip
09:00	Sub. No 13 off		GER	3	WITTE Philip	41:17	Sub. No 3 off		NZL	24	BROOKS Gareth
09:58	Sub. No 25 off		GER	16	MEINERT Niklas	42:37	Sub. No 15 off		GER	9	FUERSTE Moritz
10:05	Sub. No 22 off		GER	19	ZELLER Christopher	42:41	Sub. No 5 off		GER	16	MEINERT Niklas
10:19	Sub. No 31 off		NZL	9	HENWOOD Casey	42:44	Sub. No 18 off		GER	22	WITTHAUS Matthias
10:37	Sub. No 18 off		NZL	3	KOSOOF David	42:49	Sub. No 23 off		GER	19	ZELLER Christopher
11:09	Sub. No 14 off		GER	9	FUERSTE Moritz	43:20	Shot Miss		GER	3	WITTE Philip
13:06	Sub. No 15 off		GER	13	HAUKE Tobias	43:33	Sub. No 25 off		NZL	30	COLLIER Benjamin
13:13	Sub. No 18 off		GER	7	NEVADO Carlos	44:22	PC		NZL		
13:29	Sub. No 12 off		NZL	20	NATION James	45:22	Shot PC Goal	2-1	NZL	19	SHAW Hayden
14:17	Sub. No 3 off		GER	14	WEISSENBORN Tibor	45:34	Sub. No 31 off		NZL	9	HENWOOD Casey
14:43	Sub. No 24 off		NZL	18	BURROWS Phillip	45:38	Sub. No 18		NZL	3	KOSOOF David

off

Pool MA Standings

Rank	Teams	P	W	D	L	GF	GA	GD	Pts
1	GER	5	3	2	0	12	6	+6	11
2	ESP	4	3	0	1	7	4	+3	9
3	KOR	4	2	1	1	12	9	+3	7
4	NZL	5	2	1	2	10	9	+1	7
5	BEL	4	0	1	3	6	12	-6	1
6	CHN	4	0	1	3	6	13	-7	1

Pool MA Next Round Matches

Teams	Date	Time
KOR vs ESP	19 AUG 2008	18:30
CHN vs BEL	19 AUG 2008	21:00

AET - After Extra Time
G - Green Card
GF - Goals For
PC - Penalty Corner
Pts - Points
W - Matches Won
(C) - Captain

D - Matches Drawn
GA - Goals Against
L - Matches Lost
PS - Penalty Stroke
R - Red Card
Y - Yellow Card
(GK) - Goalkeeper

Legend

FG - Field Goal
GD - Goals Difference
P - Matches Played
PSC - Penalty Stroke Competition
S - Suspended
% - Conversion Percentage

11:55:05 19 AUG 2008
HOM400A13_C69 1.0



MATCH REPORT

比赛报告 / BILAN DU MATCH

Date: TUE 19 AUG 2008 Time: 18:30 Pool: MA Venue: Olympic Green Hockey Stadium Pitch: 1 Match No.: M29

Result

KOR-Korea

Full Time	1 - 2
Halftime	0 - 1

ESP-Spain

Time on	Shirt No.	Name	▼ Green	■ Yellow	● Red
15	1	KO Dong Sik (GK)			
10	2	KIM Byung Hoon			
19	3	KIM Chul			
X	5	KIM Yong Bae			
X	6	LEE Nam Yong			
X	7	SEO Jong Ho (C)			
X	8	KANG Seong Jung	32		
X	9	YOON Sung Hoon			
X	10	YOU Hyo Sik			
X	11	YEO Woon Kon			
X	15	CHA Jong Bok			
X	16	LEE Myung Ho (GK)			
X	17	HONG Eun Seong			
19	19	KANG Moon Kweon			
26	22	KIM Sam Seok			
X	25	JANG Jong Hyun			
Coach		CHO Myung Jun			

Time on	Shirt No.	Name	▼ Green	■ Yellow	● Red
X	1	CORTES Francisco (GK)			
X	2	FREIXA Santiago			
X	5	FABREGAS Francisco (C)			
13	6	SOJO Victor			
X	8	FABREGAS Alex			
X	9	AMAT Pol			
X	10	TUBAU Eduard			
13	11	OLIVA Roc			
24	12	FERNANDEZ Juan			
X	13	ALEGRE Ramon			
X	16	RIBAS Xavier			
15	17	SALA Albert			
X	18	GARZA Rodrigo			
X	20	ENRIQUE Sergi			
13	21	ARBOS Eduard			
X	23	ALEGRE David			
Coach		HENDRIKS Maurits (NED)			

Team Manager	Signature
CHO Sung Jun	
Umpire	Signature
EHLERS Henrik (DEN)	
Judge	Signature
BRACA Guido (ITA)	
Technical Officer	Signature
DEVADAS Mathavan (SIN)	

Team Manager	Signature
NEGRE Pablo	
Umpire	Signature
WRIGHT John (RSA)	
Judge	Signature
YOU Suolong (CHN)	
Reserve Umpire	Signature
LEIPER David (GBR)	

Team	Minute	Shirt No.	Action	Score
ESP	12	2	FG	0 - 1
ESP	53	2	PC	0 - 2
KOR	69	9	FG	1 - 2

Team	Minute	Shirt No.	Action	Score

Team	Minute	Shirt No.	Action	Score

Remarks

Tournament Director - READ Ken (AUS)

Legend:	(C) Captain	(GK) Goalkeeper	X Starting Player
---------	-------------	-----------------	-------------------

Match Highlights



MEN'S POOL MA MATCH M29

Olympic Green Hockey Stadium / TUE 19 AUG 2008 / START TIME: 18:30

KOR - Korea		Final Score		ESP - Spain	
		1-2			
Match No.:	M29	Time:	18:30	Weather Conditions:	Cloudy, 27C, Humidity 55%
Umpires:	EHLERS Henrik(DEN) ; WRIGHT John(RSA)				
Reserve Umpire:	LEIPER David(GBR)				

Match Statistics

KOR		Goals / Shots					Cards			ESP		Goals / Shots					Cards		
Coach: CHO Myung Jun		Total	%	FG	PC	PS	G	Y	R	Coach: HENDRIKS Maurits		Total	%	FG	PC	PS	G	Y	R
1	<u>KO Dong Sik</u> (GK)									1	1								
2	<u>KIM Byung Hoon</u>										2	2/3	66	1/1	1/2				
3	<u>KIM Chul</u>										5								
5	<u>KIM Yong Bae</u>	0/1	0	0/1							6	0/2	0	0/2					
6	<u>LEE Nam Yong</u>										8								
7	<u>SEO Jong Ho</u> (C)	0/4	0	0/4							9	0/2	0	0/2					
8	<u>KANG Seong Jung</u>								1		10	0/1	0	0/1					
9	<u>YOON Sung Hoon</u>	1/2	50	1/2							11	0/1	0	0/1					
10	<u>YOU Hyo Sik</u>	0/1	0	0/1							12								
11	<u>YEO Woon Kon</u>	0/1	0	0/1							13								
15	<u>CHA Jong Bok</u>										16	0/2	0	0/2					
16	<u>LEE Myung Ho</u> (GK)										17	0/1	0	0/1					
17	<u>HONG Eun Seong</u>										18								
19	<u>KANG Moon Kweon</u>										20								
22	<u>KIM Sam Seok</u>										21								
25	<u>JANG Jong Hyun</u>	0/2	0	0/2							23								
Totals:		1/11	9	1/9	0/2		1			Totals:	2/12	16	1/8	1/4					

Play By Play

Time	Action	Score	Team	No.	Player	Time	Action	Score	Team	No.	Player
First Half						Second Half					
06:37	Shot Miss		ESP	10	<u>TUBAU Eduard</u>	35:00	Sub. No 21 off		ESP	9	<u>AMAT Pol</u>
08:11	Minor Injury		KOR	7	<u>SEO Jong Ho</u>	44:31	Sub. No 9 off		ESP	6	<u>SOJO Victor</u>
09:29	Sub. No 7 off		KOR	2	<u>KIM Byung Hoon</u>	45:00	Sub. No 2 off		ESP	21	<u>ARBOS Eduard</u>
11:24	Shot Goal	0-1	ESP	2	<u>FREIXA Santiago</u>	45:14	Sub. No 10 off		ESP	11	<u>OLIVA Roc</u>
12:10	Sub. No 9 off		ESP	6	<u>SOJO Victor</u>	45:28	Shot Miss		KOR	9	<u>YOON Sung Hoon</u>
12:37	Sub. No 2 off		ESP	21	<u>ARBOS Eduard</u>	46:17	Sub. No 9 off		KOR	2	<u>KIM Byung Hoon</u>
12:49	Sub. No 2 off		KOR	7	<u>SEO Jong Ho</u>	47:10	PC		ESP		
12:54	Sub. No 10 off		ESP	11	<u>OLIVA Roc</u>	48:00	Shot PC Save		ESP	16	<u>RIBAS Xavier</u>
14:23	Sub. No 23 off		ESP	17	<u>SALA Albert</u>	48:29	Sub. No 23 off		ESP	17	<u>SALA Albert</u>
14:58	Sub. No 16 off		KOR	1	<u>KO Dong Sik</u>	48:52	Minor Injury		KOR	15	<u>CHA Jong Bok</u>
15:09	Sub. No 9 off		KOR	2	<u>KIM Byung Hoon</u>	49:02	Sub. No 6 off		KOR	22	<u>KIM Sam Seok</u>
16:44	Shot Miss		ESP	6	<u>SOJO Victor</u>	49:07	Sub. No 21 off		ESP	2	<u>FREIXA Santiago</u>
17:28	Sub. No 21 off		ESP	2	<u>FREIXA Santiago</u>	49:13	Sub. No 11 off		ESP	10	<u>TUBAU Eduard</u>
17:30	Sub. No 11 off		ESP	10	<u>TUBAU Eduard</u>	50:18	Shot Miss		KOR	11	<u>YEO Woon Kon</u>
17:35	Sub. No 6 off		KOR	9	<u>YOON Sung Hoon</u>	50:24	Sub. No 22 off		KOR	3	<u>KIM Chul</u>
18:43	Sub. No 6 off		ESP	9	<u>AMAT Pol</u>	50:26	Sub. No 6 off		ESP	9	<u>AMAT Pol</u>
18:47	Minor Injury		ESP	6	<u>SOJO Victor</u>	51:22	PC		ESP		
18:51	Sub. No 2 off		KOR	19	<u>KANG Moon Kweon</u>	52:13	Shot PC Goal	0-2	ESP	2	<u>FREIXA Santiago</u>
18:57	Sub. No 8 off		KOR	3	<u>KIM Chul</u>	52:19	Sub. No 2 off		KOR	6	<u>LEE Nam Yong</u>
19:24	PC		ESP			53:47	Sub. No 5 off		ESP	23	<u>ALEGRE David</u>
20:16	Shot PC GK save		ESP	2	<u>FREIXA Santiago</u>	54:30	Sub. No 3 off		KOR	9	<u>YOON Sung Hoon</u>
20:21	Sub. No 5 off		ESP	23	<u>ALEGRE David</u>	55:50	Shot GK save		ESP	9	<u>AMAT Pol</u>
22:16	Sub. No 19 off		KOR	6	<u>LEE Nam Yong</u>	56:05	PC		ESP		
23:16	Serious Injury		ESP	20	<u>ENRIQUE Sergi</u>	57:10	Shot PC GK save		ESP	16	<u>RIBAS Xavier</u>
23:43	Sub. No 20 off		ESP	12	<u>FERNANDEZ Juan</u>	57:52	Sub. No 13 off		ESP	12	<u>FERNANDEZ Juan</u>
24:32	Shot Miss		ESP	9	<u>AMAT Pol</u>	58:28	Sub. No 2 off		ESP	6	<u>SOJO Victor</u>
24:46	Sub. No 10 off		KOR	8	<u>KANG Seong Jung</u>	58:58	Sub. No 10 off		ESP	11	<u>OLIVA Roc</u>
25:01	Minor Injury		ESP	10	<u>TUBAU Eduard</u>	59:13	Sub. No 9 off		ESP	21	<u>ARBOS Eduard</u>
25:32	Shot GK save		ESP	17	<u>SALA Albert</u>	61:05	Sub. No 8 off		ESP	5	<u>FABREGAS Francisco</u>
25:41	Sub. No 3 off		KOR	22	<u>KIM Sam Seok</u>	61:14	Shot Miss		ESP	11	<u>OLIVA Roc</u>

25:46	Shot GK save	KOR	7	SEO Jong Ho	63:38	Shot GK save	KOR	7	SEO Jong Ho	
25:51	Sub. No 2 off	ESP	11	OLIVA Roc	63:41	PC	KOR			
26:29	Sub. No 8 off	ESP	5	FABREGAS Francisco	64:28	Shot PC GK save	KOR	25	JANG Jong Hyun	
28:50	Sub. No 12 off	ESP	20	ENRIQUE Sergi	65:04	Sub. No 17 off	ESP	8	FABREGAS Alex	
28:53	Sub. No 9 off	KOR	10	YOU Hyo Sik	65:30	Shot GK save	KOR	7	SEO Jong Ho	
29:53	Sub. No 9 off	ESP	2	FREIXA Santiago	65:33	PC	KOR			
29:56	Sub. No 17 off	ESP	8	FABREGAS Alex	66:18	Shot PC GK save	KOR	25	JANG Jong Hyun	
30:33	Minor Injury	ESP	1	CORTES Francisco	67:56	Sub. No 16 off	ESP	13	ALEGRE Ramon	
30:45	Sub. No 11 off	ESP	21	ARBOS Eduard	68:00	Shot GK save	KOR	10	YOU Hyo Sik	
31:58	Green Card	KOR	8	KANG Seong Jung	68:33	Shot Goal	1-2	KOR	9	YOON Sung Hoon
32:19	Sub. No 22 off	KOR	9	YOON Sung Hoon	69:15	Shot GK save	ESP	6	SOJO Victor	
32:20	Shot GK save	KOR	7	SEO Jong Ho						
33:35	Shot GK save	KOR	5	KIM Yong Bae						

Pool MA Standings

Rank	Teams	P	W	D	L	GF	GA	GD	Pts
1	ESP	5	4	0	1	9	5	+4	12
2	GER	5	3	2	0	12	6	+6	11
3	KOR	5	2	1	2	13	11	+2	7
4	NZL	5	2	1	2	10	9	+1	7
5	BEL	4	0	1	3	6	12	-6	1
6	CHN	4	0	1	3	6	13	-7	1

Pool MA Next Round Matches

Teams	Date	Time
CHN vs BEL	19 AUG 2008	21:00

Legend

AET - After Extra Time
 G - Green Card
 GF - Goals For
 PC - Penalty Corner
 Pts - Points
 W - Matches Won
 (C) - Captain

D - Matches Drawn
 GA - Goals Against
 L - Matches Lost
 PS - Penalty Stroke
 R - Red Card
 Y - Yellow Card
 (GK) - Goalkeeper

FG - Field Goal
 GD - Goals Difference
 P - Matches Played
 PSC - Penalty Stroke Competition
 S - Suspended
 % - Conversion Percentage



MATCH REPORT

比赛报告 / BILAN DU MATCH

Date: TUE 19 AUG 2008 Time: 21:00 Pool: MA Venue: Olympic Green Hockey Stadium Pitch: 1 Match No.: M30

Result

CHN-China

Full Time	1 - 3
Halftime	1 - 2

BEL-Belgium

Time on	Shirt No.	Name	Green	Yellow	Red
X	1	SUN Tianjun			
X	6	LUO Fangming	28		
X	8	JIANG Xishang			
X	9	SONG Yi (C)			
X	10	LI Wei			
28	11	LU Fenghui			
49	12	MENG Xuguang			
11	15	LIU Xiantang	24		
23	16	MENG Lizhi		26	
X	17	HU Liang			
X	18	MENG Jun			
X	19	YU Yang			
X	20	NA Yubo			
X	25	SU Rifeng (GK)			
66	27	TAO Zhinan (GK)			
X	32	HU Hui ren			
Coach		KIM Sang Ryul (KOR)			

Time on	Shirt No.	Name	Green	Yellow	Red
X	1	DE GREVE Cedric (GK)			
X	2	RECKINGER Xavier	13		
X	4	RENAER Thierry			
X	5	DEKEYSER Jerome			
X	6	VANDEWEGHE Loic (C)			
X	7	DOHMEN John-John			
X	8	VAN DEN BALCK Thomas	44		
X	9	LUYCX Maxime			
X	10	CHARLIER Cedric			
X	11	VANDEWEGHE Charles			
13	14	GOLDBERG Philippe			
12	15	GUCASSOFF Gregory	52		
11	17	BRIELS Thomas			
19	18	HOUSSEIN Patrice			
X	19	DENAYER Felix			
10	28	TRUYENS Jerome			
Coach		COMMENS Adam (AUS)			

Team Manager	Signature
DU Zhaocai	
Umpire	Signature
GRIME Murray (AUS)	
Judge	Signature
QUAYE-KUMAH Nii (GHA)	
Technical Officer	Signature
ISBERG Bjorn (SWE)	

Team Manager	Signature
LECHAT Jacques	
Umpire	Signature
SIMMONDS Gary (RSA)	
Judge	Signature
RENAUD Alain (FRA)	
Reserve Umpire	Signature
WRIGHT John (RSA)	

Team	Minute	Shirt No.	Action	Score
CHN	4	9	PC	1 - 0
BEL	28	2	PC	1 - 1
BEL	32	28	PC	1 - 2
BEL	48	7	FG	1 - 3

Team	Minute	Shirt No.	Action	Score

Team	Minute	Shirt No.	Action	Score

Remarks

Tournament Director - READ Ken (AUS)

Legend:	(C) Captain	(GK) Goalkeeper	X Starting Player
---------	-------------	-----------------	-------------------

Match Highlights



MEN'S POOL MA MATCH M30

Olympic Green Hockey Stadium / TUE 19 AUG 2008 / START TIME: 21:00

CHN - China		Final Score		BEL - Belgium	
		1-3			

Match No.: M30 **Time:** 21:00 **Weather Conditions:** Cloudy, 27C, Humidity 55%

Umpires: GRIME Murray(AUS) ; SIMMONDS Gary(RSA)

Reserve Umpire: WRIGHT John(RSA)

Match Statistics

CHN		Goals / Shots					Cards		BEL		Goals / Shots					Cards			
Coach: KIM Sang Ryul		Total	%	FG	PC	PS	G	Y	R	Coach: COMMENS Adam		Total	%	FG	PC	PS	G	Y	R
1	SUN Tianjun									1	DE GREVE Cedric (GK)								
6	LUO Fangming							1		2	RECKINGER Xavier	1/1	100		1/1				1
8	JIANG Xishang									4	RENAER Thierry								
9	SONG Yi (C)	1/5	20	0/1	1/4					5	DEKEYSER Jerome	0/3	0	0/2	0/1				
10	LI Wei									6	VANDEWEGHE Loic (C)								
11	LU Fenghui									7	DOHMEN John-John	1/1	100	1/1					
12	MENG Xuguang									8	VAN DEN BALCK Thomas								1
15	LIU Xiantang							1		9	LUYCX Maxime								
16	MENG Lizhi								1	10	CHARLIER Cedric								
17	HU Liang	0/1	0	0/1						11	VANDEWEGHE Charles			0/1					
18	MENG Jun									14	GOLDBERG Philippe	0/1	0	0/1					
19	YU Yang									15	GUCASSOFF Gregory								1
20	NA Yubo									17	BRIELS Thomas	0/4	0	0/4					
25	SU Rifeng (GK)									18	HOUSSEIN Patrice								
27	TAO Zhinan (GK)									19	DENAYER Felix								
32	HU Huiren	0/2	0		0/2					28	TRUYENS Jerome	1/1	100		1/1				
Totals:		1/8	12	0/2	1/6		2	1		Totals:	3/11	27	1/8	2/3					3

Play By Play

Time	Action	Score	Team	No.	Player	Time	Action	Score	Team	No.	Player
First Half						Second Half					
03:04	PC		CHN			35:28	PC		CHN		
03:52	Shot PC Goal	1-0	CHN	9	SONG Yi	35:37	Sub. No 11 off		CHN	8	JIANG Xishang
09:30	Sub. No 10 off		BEL	28	TRUYENS Jerome	36:11	Shot PC GK save		CHN	9	SONG Yi
10:14	Serious Injury		CHN	19	YU Yang	36:18	Sub. No 15 off		BEL	4	RENAER Thierry
10:49	Sub. No 5 off		BEL	17	BRIELS Thomas	36:21	Sub. No 17 off		BEL	11	VANDEWEGHE Charles
10:58	Sub. No 19 off		CHN	15	LIU Xiantang	37:17	Sub. No 16 off		CHN	15	LIU Xiantang
11:51	Sub. No 8 off		BEL	15	GUCASSOFF Gregory	40:27	Sub. No 11 off		BEL	17	BRIELS Thomas
12:04	Shot GK save		BEL	17	BRIELS Thomas	40:38	Shot GK save		CHN	9	SONG Yi
12:21	Sub. No 7 off		BEL	14	GOLDBERG Philippe	40:56	Sub. No 5 off		BEL	28	TRUYENS Jerome
12:31	Green Card		BEL	2	RECKINGER Xavier	43:35	Green Card		BEL	8	VAN DEN BALCK Thomas
13:39	Sub. No 6 off		BEL	8	VAN DEN BALCK Thomas	43:49	Sub. No 19 off		BEL	14	GOLDBERG Philippe
14:03	Sub. No 11 off		BEL	10	CHARLIER Cedric	44:07	PC		CHN		
16:27	Sub. No 2 off		BEL	6	VANDEWEGHE Loic	44:53	Shot PC GK save		CHN	32	HU Huiren
16:30	Sub. No 17 off		BEL	11	VANDEWEGHE Charles	46:42	Sub. No 2 off		BEL	15	GUCASSOFF Gregory
16:37	Sub. No 19 off		BEL	7	DOHMEN John-John	46:52	Shot GK save		BEL	14	GOLDBERG Philippe
17:08	Minor Injury		BEL	6	VANDEWEGHE Loic	47:01	Shot Goal	1-3	BEL	7	DOHMEN John-John
18:02	Sub. No 28 off		BEL	5	DEKEYSER Jerome	47:45	Sub. No 14 off		BEL	19	DENAYER Felix
18:14	Sub. No 4 off		BEL	18	HOUSSEIN Patrice	48:06	Sub. No 28 off		BEL	11	VANDEWEGHE Charles
18:23	Minor Injury		BEL	8	VAN DEN BALCK Thomas	48:34	Sub. No 10 off		CHN	12	MENG Xuguang
18:38	Sub. No 15 off		BEL	4	RENAER Thierry	48:40	Sub. No 10 off		BEL	5	DEKEYSER Jerome
18:43	Sub. No 8 off		BEL	2	RECKINGER Xavier	49:22	Sub. No 7 off		BEL	14	GOLDBERG Philippe
21:24	Sub. No 14 off		BEL	19	DENAYER Felix	49:32	Sub. No 15 off		CHN	16	MENG Lizhi
22:35	Shot Save		BEL	5	DEKEYSER Jerome	49:40	Sub. No 8 off		CHN	11	LU Fenghui
22:44	Sub. No 9 off		CHN	16	MENG Lizhi	50:08	Sub. No 11 off		BEL	28	TRUYENS Jerome
24:00	Green Card		CHN	15	LIU Xiantang	51:26	PC		CHN		
24:09	Sub. No 11 off		BEL	17	BRIELS Thomas	51:35	Green Card		BEL	15	GUCASSOFF Gregory

24:24	Shot Miss		<u>BEL</u>	17	<u>BRIELS Thomas</u>	52:19	Shot PC GK save		<u>CHN</u>	9	<u>SONG Yi</u>
24:29	Sub. No 20 off		<u>CHN</u>	9	<u>SONG Yi</u>	52:23	PC		<u>CHN</u>		
26:00	Yellow Card		<u>CHN</u>	16	<u>MENG Lizhi</u>	53:00	Shot PC Miss		<u>CHN</u>	9	<u>SONG Yi</u>
26:05	Sub. No 7 off		<u>BEL</u>	14	<u>GOLDBERG Philippe</u>	53:04	Sub. No 9 off		<u>BEL</u>	7	<u>DOHMEN John-John</u>
27:21	PC		<u>BEL</u>			54:18	Sub. No 17 off		<u>BEL</u>	10	<u>CHARLIER Cedric</u>
28:00	Sub. No 15 off		<u>CHN</u>	11	<u>LU Fenghui</u>	54:21	Sub. No 19 off		<u>BEL</u>	9	<u>LUYCX Maxime</u>
28:00	Shot PC Goal	1-1	<u>BEL</u>	2	<u>RECKINGER Xavier</u>	54:25	Sub. No 8 off		<u>BEL</u>	2	<u>RECKINGER Xavier</u>
28:00	Green Card		<u>CHN</u>	6	<u>LUO Fangming</u>	54:32	Sub. No 5 off		<u>BEL</u>	11	<u>VANDEWEGHE Charles</u>
28:09	Sub. No 5 off		<u>BEL</u>	11	<u>VANDEWEGHE Charles</u>	54:41	Sub. No 12 off		<u>CHN</u>	10	<u>LI Wei</u>
28:23	Sub. No 18 off		<u>BEL</u>	8	<u>VAN DEN BALCK Thomas</u>	55:05	PC		<u>CHN</u>		
28:31	Sub. No 9 off		<u>BEL</u>	7	<u>DOHMEN John-John</u>	55:54	PC No Shot		<u>CHN</u>	32	<u>HU Hui ren</u>
29:20	Sub. No 14 off		<u>BEL</u>	9	<u>LUYCX Maxime</u>	55:59	Sub. No 15 off		<u>BEL</u>	18	<u>HOUSSEIN Patrice</u>
30:27	Sub. No 4 off		<u>BEL</u>	15	<u>GUCASSOFF Gregory</u>	57:51	Sub. No 10 off		<u>CHN</u>	12	<u>MENG Xuguang</u>
31:01	Suspension Ends		<u>CHN</u>	16	<u>MENG Lizhi</u>	57:56	Sub. No 9 off		<u>CHN</u>	15	<u>LIU Xiantang</u>
31:11	PC		<u>BEL</u>			58:00	Sub. No 14 off		<u>BEL</u>	19	<u>DENAYER Felix</u>
31:56	Shot PC Goal	1-2	<u>BEL</u>	28	<u>TRUYENS Jerome</u>	58:33	Sub. No 6 off		<u>BEL</u>	15	<u>GUCASSOFF Gregory</u>
32:05	Sub. No 8 off		<u>CHN</u>	20	<u>NA Yubo</u>	58:47	Sub. No 11 off		<u>CHN</u>	8	<u>JIANG Xishang</u>
32:16	Sub. No 17 off		<u>BEL</u>	5	<u>DEKEYSER Jerome</u>	59:02	Sub. No 4 off		<u>BEL</u>	8	<u>VAN DEN BALCK Thomas</u>
33:51	Sub. No 11 off		<u>BEL</u>	17	<u>BRIELS Thomas</u>	60:47	Sub. No 28 off		<u>BEL</u>	5	<u>DEKEYSER Jerome</u>
						60:51	Sub. No 18 off		<u>BEL</u>	6	<u>VANDEWEGHE Loic</u>
						60:54	Sub. No 11 off		<u>BEL</u>	17	<u>BRIELS Thomas</u>
						61:26	Shot Miss		<u>CHN</u>	17	<u>HU Liang</u>
						62:24	Sub. No 7 off		<u>BEL</u>	14	<u>GOLDBERG Philippe</u>
						62:55	Sub. No 15 off		<u>BEL</u>	4	<u>RENAER Thierry</u>
						63:48	Sub. No 16 off		<u>CHN</u>	9	<u>SONG Yi</u>
						64:30	Sub. No 17 off		<u>CHN</u>	11	<u>LU Fenghui</u>
						64:37	Sub. No 9 off		<u>BEL</u>	7	<u>DOHMEN John-John</u>
						64:41	Sub. No 10 off		<u>BEL</u>	28	<u>TRUYENS Jerome</u>
						64:54	Shot GK save		<u>BEL</u>	5	<u>DEKEYSER Jerome</u>
						65:49	Sub. No 19 off		<u>BEL</u>	9	<u>LUYCX Maxime</u>
						66:00	Sub. No 25 off		<u>CHN</u>	27	<u>TAO Zhinan</u>
						66:28	PC		<u>BEL</u>		
						67:13	Shot PC GK save		<u>BEL</u>	5	<u>DEKEYSER Jerome</u>
						68:17	Shot Miss		<u>BEL</u>	17	<u>BRIELS Thomas</u>
						68:46	Sub. No 11 off		<u>CHN</u>	17	<u>HU Liang</u>
						68:51	Shot Miss		<u>BEL</u>	17	<u>BRIELS Thomas</u>
						69:04	Sub. No 17 off		<u>BEL</u>	11	<u>VANDEWEGHE Charles</u>

Pool MA Standings

Rank	Teams	P	W	D	L	GF	GA	GD	Pts
1	<u>ESP</u>	5	4	0	1	9	5	+4	12
2	<u>GER</u>	5	3	2	0	12	6	+6	11
3	<u>KOR</u>	5	2	1	2	13	11	+2	7
4	<u>NZL</u>	5	2	1	2	10	9	+1	7
5	<u>BEL</u>	5	1	1	3	9	13	-4	4
6	<u>CHN</u>	5	0	1	4	7	16	-9	1

Legend

AET - After Extra Time	D - Matches Drawn	FG - Field Goal
G - Green Card	GA - Goals Against	GD - Goals Difference
GF - Goals For	L - Matches Lost	P - Matches Played
PC - Penalty Corner	PS - Penalty Stroke	PSC - Penalty Stroke Competition
Pts - Points	R - Red Card	S - Suspended
W - Matches Won	Y - Yellow Card	% - Conversion Percentage
(C) - Captain	(GK) - Goalkeeper	



MATCH REPORT

比赛报告 / BILAN DU MATCH

Date: **MON 11 AUG 2008** Time: **10:30** Pool: **MB** Venue: **Olympic Green Hockey Stadium** Pitch: **1** Match No.: **M02**

Result

PAK-Pakistan

Full Time	2 - 4
Halftime	0 - 3

GBR-Great Britain

Time on	Shirt No.	Name	▼ Green	■ Yellow	● Red
X	1	AKBAR Salman (GK)			
X	2	ASHRAF Zeeshan (C)			
26	3	IMRAN Muhammad			
X	4	JAVED Muhammad			
X	5	SAQLAIN Muhammad			
X	6	RANA Muhammad Asif			
21	7	WAQAS Muhammad	27		
X	8	AKBAR Waqas			
X	9	ABBASI Shakeel			
X	10	BUTT Rehan			
X	11	BILGRAMI Syed Abbas Haider			
	12	AHMED Nasir (GK)			
X	13	WARSY Syed Imran Ali			
62	14	MAQSOOD Adnan			
X	15	ZUBAIR Muhammad			
29	16	RASOOL Shafqat			
Coach		NAVEED Alam			

Time on	Shirt No.	Name	▼ Green	■ Yellow	● Red
X	1	McGREGOR Alistair (GK)			
X	4	KIRKHAM Glenn	24		
X	5	ALEXANDER Richard			
X	6	MANTELL Richard			
X	7	JACKSON Ashley			
6	8	MANTELL Simon			
6	9	DICK Stephen			
6	10	DALY Matt			
X	12	CLARKE Jonty			
6	13	MOORE Rob			
X	14	HAWES Ben (C)		47	
X	17	WILSON Alastair			
X	18	MIDDLETON Barry			
X	20	TINDALL James			
X	21	BLEBY Jon			
14	24	MARSDEN Ben			
Coach		LEE Jason			

Team Manager	Signature
ZAKAUDDIN	
Umpire	Signature
WRIGHT John (RSA)	
Judge	Signature
BRACA Guido (ITA)	
Technical Officer	Signature
DOYER Wiert (NED)	

Team Manager	Signature
NICHOLSON Peter	
Umpire	Signature
SINGH Amarjit (MAS)	
Judge	Signature
YOU Suolong (CHN)	
Reserve Umpire	Signature
KIM Hong Lae (KOR)	

Team	Minute	Shirt No.	Action	Score
GBR	2	20	FG	0 - 1
GBR	14	13	FG	0 - 2
GBR	29	7	PC	0 - 3
PAK	45	9	FG	1 - 3
PAK	59	7	FG	2 - 3

Team	Minute	Shirt No.	Action	Score
GBR	62	10	PC	2 - 4

Team	Minute	Shirt No.	Action	Score

Remarks

Tournament Director -

READ Ken (AUS)

Legend:						
(C)	Captain	(GK)	Goalkeeper	FG	Field Goal	PC
X	Starting Player					Penalty Corner

Match Highlights



MEN'S POOL MB MATCH M02

Olympic Green Hockey Stadium / MON 11 AUG 2008 / START TIME: 10:30

PAK - Pakistan		Final Score		GBR - Great Britain	
		2-4			

Match No.: M02 **Time:** 10:30 **Weather Conditions:** Rain, 22C, Humidity 92%

Umpires: WRIGHT John(RSA) ; SINGH Amarjit(MAS)

Reserve Umpire: KIM Hong Lae(KOR)

Match Statistics

PAK		Goals / Shots					Cards			GBR		Goals / Shots					Cards		
Coach: NAVEED Alam		Total	%	FG	PC	PS	G	Y	R	Coach: LEE Jason		Total	%	FG	PC	PS	G	Y	R
1	AKBAR Salman (GK)									1	McGREGOR Alistair (GK)								
2	ASHRAF Zeeshan (C)										4	KIRKHAM Glenn							1
3	IMRAN Muhammad	0/3	0		0/3						5	ALEXANDER Richard							
4	JAVED Muhammad										6	MANTELL Richard	0/3	0		0/3			
5	SAQLAIN Muhammad	0/1	0	0/1							7	JACKSON Ashley	1/1	100		1/1			
6	RANA Muhammad Asif										8	MANTELL Simon							
7	WAQAS Muhammad	1/3	33	1/2	0/1		1				9	DICK Stephen	0/1	0	0/1				
8	AKBAR Waqas										10	DALY Matt	1/2	50		1/2			
9	ABBASI Shakeel	1/3	33	1/3							12	CLARKE Jonty							
10	BUTT Rehan										13	MOORE Rob	1/1	100	1/1				
11	BILGRAMI Syed Abbas Haider										14	HAWES Ben (C)	0/1	0	0/1				1
12	AHMED Nasir (GK)										17	WILSON Alastair							
13	WARSI Syed Imran Ali	0/2	0		0/2						18	MIDDLETON Barry							
14	MAQSOOD Adnan										20	TINDALL James	1/2	50	1/2				
15	ZUBAIR Muhammad										21	BLEBY Jon							
16	RASOOL Shafqat										24	MARSDEN Ben							
Totals:		2/12	16	2/6	0/6		1			Totals:		4/11	36	2/5	2/6		1	1	

Play By Play

Time	Action	Score	Team	No.	Player	Time	Action	Score	Team	No.	Player
First Half						Second Half					
01:54	PC		PAK			35:00	Sub. No 13 off		GBR	5	ALEXANDER Richard
01:55	Shot Goal	0-1	GBR	20	TINDALL James	35:00	Sub. No 9 off		GBR	12	CLARKE Jonty
02:53	Shot PC GK save		PAK	13	WARSI Syed Imran Ali	35:00	Sub. No 20 off		GBR	18	MIDDLETON Barry
05:48	Sub. No 12 off		GBR	10	DALY Matt	35:53	Minor Injury		PAK	9	ABBASI Shakeel
05:53	Sub. No 20 off		GBR	8	MANTELL Simon	38:56	PC		PAK		
05:57	Sub. No 7 off		GBR	13	MOORE Rob	39:47	Shot PC GK save		PAK	3	IMRAN Muhammad
05:59	Sub. No 5 off		GBR	9	DICK Stephen	40:24	Sub. No 8 off		GBR	20	TINDALL James
07:46	Shot Miss		PAK	5	SAQLAIN Muhammad	40:28	Sub. No 12 off		GBR	10	DALY Matt
09:49	PC		GBR			40:31	Sub. No 5 off		GBR	9	DICK Stephen
10:35	Shot PC GK save		GBR	6	MANTELL Richard	42:40	PC		GBR		
10:41	Shot PC Miss		GBR	10	DALY Matt	44:01	Shot PC GK save		GBR	6	MANTELL Richard
12:33	Sub. No 8 off		GBR	20	TINDALL James	44:18	Shot Goal	1-3	PAK	9	ABBASI Shakeel
12:37	Sub. No 9 off		GBR	12	CLARKE Jonty	45:21	Sub. No 7 off		GBR	13	MOORE Rob
13:13	Shot Goal	0-2	GBR	13	MOORE Rob	46:25	Sub. No 9 off		GBR	8	MANTELL Simon
13:24	Sub. No 10 off		GBR	5	ALEXANDER Richard	46:35	Yellow Card		GBR	14	HAWES Ben
13:24	Sub. No 17 off		GBR	24	MARSDEN Ben	47:47	Sub. No 8 off		GBR	24	MARSDEN Ben
13:28	Sub. No 18 off		GBR	7	JACKSON Ashley	48:51	Shot Miss		PAK	7	WAQAS Muhammad
19:44	Sub. No 12 off		GBR	8	MANTELL Simon	48:56	Sub. No 10 off		GBR	8	MANTELL Simon
19:47	Sub. No 4 off		GBR	18	MIDDLETON Barry	49:22	Sub. No 4 off		GBR	7	JACKSON Ashley
19:50	Sub. No 5 off		GBR	9	DICK Stephen	49:31	Sub. No 20 off		GBR	12	CLARKE Jonty
20:25	Sub. No 8 off		PAK	7	WAQAS Muhammad	52:30	Sub. No 18 off		GBR	5	ALEXANDER Richard
20:58	PC		PAK			52:44	Shot Save		PAK	9	ABBASI Shakeel
21:51	Shot PC GK save		PAK	13	WARSI Syed Imran Ali	54:26	Sub. No 12 off		GBR	20	TINDALL James
21:57	Sub. No 20 off		GBR	10	DALY Matt	55:28	Shot Miss		PAK	9	ABBASI Shakeel

23:22	Sub. No 9 off	GBR	4	KIRKHAM Glenn	55:38	Sub. No 13 off	GBR	4	KIRKHAM Glenn		
23:38	Sub. No 14 off	GBR	17	WILSON Alastair	55:41	Sub. No 8 off	GBR	10	DALY Matt		
23:46	Green Card	GBR	4	KIRKHAM Glenn	55:45	Sub. No 15 off	PAK	11	BILGRAMI Syed Abbas Haider		
25:16	Sub. No 13 off	PAK	3	IMRAN Muhammad	56:54	Shot Miss	GBR	20	TINDALL James		
25:33	Sub. No 10 off	GBR	20	TINDALL James	57:00	Suspension Ends	GBR	14	HAWES Ben		
25:35	Sub. No 8 off	GBR	12	CLARKE Jonty	57:09	Sub. No 14 off	GBR	9	DICK Stephen		
25:39	Sub. No 13 off	GBR	5	ALEXANDER Richard	57:29	Sub. No 17 off	GBR	14	HAWES Ben		
26:43	PC	GBR			57:58	Sub. No 7 off	GBR	18	MIDDLETON Barry		
26:48	Green Card	PAK	7	WAQAS Muhammad	58:44	Shot Goal	2-3	PAK	7	WAQAS Muhammad	
27:52	Sub. No 24 off	GBR	14	HAWES Ben	60:38	PC	GBR				
28:01	Sub. No 7 off	GBR	13	MOORE Rob	61:33	Shot PC GK save	GBR	6	MANTELL Richard		
28:45	Shot PC Goal	0-3	GBR	7	JACKSON Ashley	61:37	Shot PC Goal	2-4	GBR	10	DALY Matt
29:00	Sub. No 11 off	PAK	16	RASOOL Shafqat	61:50	Sub. No 5 off	GBR	7	JACKSON Ashley		
29:02	PC	PAK			61:53	Sub. No 9 off	GBR	8	MANTELL Simon		
29:43	Sub. No 18 off	GBR	9	DICK Stephen	61:56	Sub. No 6 off	PAK	14	MAQSOOD Adnan		
30:25	PC	PAK			62:34	Sub. No 10 off	GBR	12	CLARKE Jonty		
30:26	Shot PC Miss	PAK	7	WAQAS Muhammad	64:05	Sub. No 12 off	GBR	13	MOORE Rob		
31:19	PC	PAK			65:35	Sub. No 20 off	GBR	5	ALEXANDER Richard		
31:49	Shot PC Save	PAK	3	IMRAN Muhammad	66:04	Shot Miss	GBR	14	HAWES Ben		
31:56	PC	PAK									
32:25	Shot PC GK save	PAK	3	IMRAN Muhammad							
32:30	Sub. No 12 off	GBR	8	MANTELL Simon							
32:36	Sub. No 5 off	GBR	7	JACKSON Ashley							
33:52	Shot Save	GBR	9	DICK Stephen							

Pool MB Standings

Rank	Teams	P	W	D	L	GF	GA	GD	Pts
1	GBR	1	1	0	0	4	2	+2	3
2	PAK	1	0	0	1	2	4	-2	0
3	AUS	0	0	0	0	0	0	0	0
3	CAN	0	0	0	0	0	0	0	0
3	NED	0	0	0	0	0	0	0	0
3	RSA	0	0	0	0	0	0	0	0

Pool MB Next Round Matches

Teams	Date	Time
AUS vs CAN	11 AUG 2008	18:30
NED vs RSA	11 AUG 2008	21:00
RSA vs AUS	13 AUG 2008	08:30
CAN vs PAK	13 AUG 2008	18:00
NED vs GBR	13 AUG 2008	21:00

Legend

AET - After Extra Time
G - Green Card
GF - Goals For
PC - Penalty Corner
Pts - Points
W - Matches Won
(C) - Captain

D - Matches Drawn
GA - Goals Against
L - Matches Lost
PS - Penalty Stroke
R - Red Card
Y - Yellow Card
(GK) - Goalkeeper

FG - Field Goal
GD - Goals Difference
P - Matches Played
PSC - Penalty Stroke Competition
S - Suspended
% - Conversion Percentage



MATCH REPORT

比赛报告 / BILAN DU MATCH

Date: **MON 11 AUG 2008** Time: **18:30** Pool: **MB** Venue: **Olympic Green Hockey Stadium** Pitch: **1** Match No.: **M05**

Result

AUS-Australia

Full Time	6 - 1
Halftime	3 - 0

CAN-Canada

Time on	Shirt No.	Name	Green	Yellow	Red
X	1	DWYER Jamie			
X	2	DE YOUNG Liam			
X	6	HAMMOND Rob	69		
X	9	KNOWLES Mark			
X	11	OCKENDEN Eddie			
X	12	GUEST David			
16	13	DOERNER Luke			
X	14	SCHUBERT Grant			
X	15	GEORGE Bevan (C)			
X	18	LAMBERT Stephen (GK)			
X	19	MATHESON Eli			
X	23	WELLS Matthew			
11	24	BROOKS Travis			
22	28	BROWN Kiel			
12	31	KAVANAGH Fergus			
12	32	ABBOTT Des			
Coach		DANCER Barry			

Time on	Shirt No.	Name	Green	Yellow	Red
X	2	MAHOOD Michael (GK)			
10	3	WRIGHT Anthony			
X	4	TUPPER Scott			
27	6	SCHOLE Marian			
X	9	PEREIRA Ken			
X	10	FERNANDES Wayne			
X	11	SHORT Peter			
X	13	SHORT Robert (C)			
X	16	SANDISON Scott			
X	17	GRIMES Connor			
X	18	WETTLAUFER Paul			
11	19	PEARSON Mark			
X	20	DEOL Ranjeev			
11	21	KAHLON Ravinder			
X	23	KULLAR Bindi			
10	24	SINGH Sukhwinder			
Coach		MENDONCA Louis			

Team Manager	Signature
BIRSE Peter	
Umpire	Signature
BLASCH Christian (GER)	
Judge	Signature
QUAYE-KUMAH Nii (GHA)	
Technical Officer	Signature
DOYER Wiert (NED)	

Team Manager	Signature
DUBE Ajay	
Umpire	Signature
CHEN Dekang (CHN)	
Judge	Signature
YOU Suolong (CHN)	
Reserve Umpire	Signature
KIM Hong Lae (KOR)	

Team	Minute	Shirt No.	Action	Score
AUS	15	32	FG	1 - 0
AUS	16	32	FG	2 - 0
AUS	22	31	FG	3 - 0
CAN	38	11	FG	3 - 1
AUS	48	11	FG	4 - 1

Team	Minute	Shirt No.	Action	Score
AUS	54	32	FG	5 - 1
AUS	57	14	FG	6 - 1

Team	Minute	Shirt No.	Action	Score

Remarks

Tournament Director - READ Ken (AUS)

Legend:	(C) Captain	(GK) Goalkeeper	FG Field Goal	X Starting Player
---------	-------------	-----------------	---------------	-------------------

Match Highlights



MEN'S POOL MB MATCH M05

Olympic Green Hockey Stadium / MON 11 AUG 2008 / START TIME: 18:30

AUS - Australia		Final Score		CAN - Canada	
		6-1			

Match No.: M05 **Time:** 18:30 **Weather Conditions:** Showers, 25C, Humidity 90%

Umpires: BLASCH Christian(GER) ; CHEN Dekang(CHN)

Reserve Umpire: KIM Hong Lae(KOR)

Match Statistics

AUS		Goals / Shots					Cards			CAN		Goals / Shots					Cards		
Coach: DANCER Barry		Total	%	FG	PC	PS	G	Y	R	Coach: MENDONCA Louis		Total	%	FG	PC	PS	G	Y	R
1	DWYER Jamie									2	MAHOOD Michael (GK)								
2	DE YOUNG Liam	0/1	0	0/1						3	WRIGHT Anthony								
6	HAMMOND Rob							1		4	TUPPER Scott								
9	KNOWLES Mark	0/1	0	0/1						6	SCHOLE Marian	0/1	0	0/1					
11	OCKENDEN Eddie	1/2	50	1/2						9	PEREIRA Ken								
12	GUEST David	0/1	0	0/1						10	FERNANDES Wayne								
13	DOERNER Luke	0/2	0		0/2					11	SHORT Peter	1/1	100	1/1					
14	SCHUBERT Grant	1/2	50	1/2						13	SHORT Robert (C)								
15	GEORGE Bevan (C)									16	SANDISON Scott								
18	LAMBERT Stephen (GK)									17	GRIMES Connor								
19	MATHESON Eli									18	WETTLAUFER Paul								
23	WELLS Matthew									19	PEARSON Mark								
24	BROOKS Travis	0/2	0	0/2						20	DEOL Ranjeev								
28	BROWN Kiel									21	KAHLON Ravinder								
31	KAVANAGH Fergus	1/2	50	1/2						23	KULLAR Bindi								
32	ABBOTT Des	3/3	100	3/3						24	SINGH Sukhwinder								
Totals:		6/16	37	6/14	0/2		1			Totals:	1/2	50	1/2						

Play By Play

Time	Action	Score	Team	No.	Player	Time	Action	Score	Team	No.	Player
First Half						Second Half					
07:13	Shot GK save		AUS	2	DE YOUNG Liam	35:00	Sub. No 11 off		AUS	9	KNOWLES Mark
09:29	Sub. No 10 off		CAN	3	WRIGHT Anthony	35:54	Sub. No 24 off		CAN	20	DEOL Ranjeev
09:47	Sub. No 11 off		CAN	24	SINGH Sukhwinder	36:22	Sub. No 12 off		AUS	19	MATHESON Eli
10:15	Sub. No 20 off		CAN	19	PEARSON Mark	36:26	Sub. No 14 off		AUS	24	BROOKS Travis
10:22	Sub. No 19 off		AUS	24	BROOKS Travis	37:23	Shot Goal	3-1	CAN	11	SHORT Peter
10:32	Sub. No 17 off		CAN	21	KAHLON Ravinder	39:29	Minor Injury		CAN	17	GRIMES Connor
11:07	Sub. No 2 off		AUS	31	KAVANAGH Fergus	40:49	PC		AUS		
11:19	Sub. No 14 off		AUS	32	ABBOTT Des	41:59	Shot PC Miss		AUS	13	DOERNER Luke
12:34	Shot GK save		AUS	31	KAVANAGH Fergus	43:54	Sub. No 17 off		CAN	21	KAHLON Ravinder
14:31	Shot Goal	1-0	AUS	32	ABBOTT Des	44:01	Sub. No 11 off		CAN	24	SINGH Sukhwinder
14:59	Sub. No 11 off		AUS	19	MATHESON Eli	44:23	Sub. No 19 off		AUS	14	SCHUBERT Grant
15:01	Sub. No 23 off		AUS	13	DOERNER Luke	44:45	Sub. No 31 off		AUS	11	OCKENDEN Eddie
15:40	Shot Goal	2-0	AUS	32	ABBOTT Des	44:58	Sub. No 20 off		CAN	19	PEARSON Mark
15:54	Sub. No 21 off		CAN	17	GRIMES Connor	45:40	Shot GK save		AUS	9	KNOWLES Mark
15:59	Sub. No 19 off		CAN	11	SHORT Peter	45:52	Sub. No 10 off		CAN	3	WRIGHT Anthony
16:08	Sub. No 24 off		CAN	20	DEOL Ranjeev	46:53	Sub. No 6 off		AUS	12	GUEST David
16:58	Minor Injury		AUS	15	GEORGE Bevan	47:41	Shot GK save		AUS	24	BROOKS Travis
17:10	Sub. No 15 off		AUS	23	WELLS Matthew	47:50	Shot GK save		AUS	14	SCHUBERT Grant
19:07	Sub. No 1 off		AUS	2	DE YOUNG Liam	47:53	Shot Goal	4-1	AUS	11	OCKENDEN Eddie
19:36	Sub. No 3 off		CAN	10	FERNANDES Wayne	50:05	Sub. No 21 off		CAN	17	GRIMES Connor
21:03	Sub. No 12 off		AUS	28	BROWN Kiel	50:11	Sub. No 24 off		CAN	20	DEOL Ranjeev
21:15	Sub. No 6 off		AUS	12	GUEST David	50:22	Sub. No 2 off		AUS	31	KAVANAGH Fergus
21:38	Shot Goal	3-0	AUS	31	KAVANAGH Fergus	50:38	Sub. No 19 off		CAN	11	SHORT Peter
21:47	Sub. No 20 off		CAN	3	WRIGHT Anthony	51:27	Sub. No 24 off		AUS	19	MATHESON Eli
23:21	Sub. No 32 off		AUS	14	SCHUBERT Grant	51:43	Sub. No 3 off		CAN	10	FERNANDES Wayne
23:39	PC		AUS			52:09	Sub. No 13 off		AUS	6	HAMMOND Rob
24:56	Shot PC GK save		AUS	13	DOERNER Luke	53:01	Shot Goal	5-1	AUS	32	ABBOTT Des
26:08	Sub. No 23 off		CAN	6	SCHOLE Marian	53:50	Sub. No 23 off		CAN	6	SCHOLE Marian
26:38	Sub. No 24 off		AUS	11	OCKENDEN Eddie	55:56	Sub. No 32 off		AUS	24	BROOKS Travis
27:19	Sub. No 16 off		CAN	20	DEOL Ranjeev	56:47	Shot Goal	6-1	AUS	14	SCHUBERT Grant

27:49	Sub. No 3 off	CAN	19	PEARSON Mark	57:22	Sub. No 23 off	AUS	13	DOERNER Luke
27:55	Sub. No 31 off	AUS	1	DWYER Jamie	58:13	Sub. No 16 off	CAN	3	WRIGHT Anthony
28:35	Sub. No 19 off	AUS	32	ABBOTT Des	58:36	Sub. No 11 off	AUS	2	DE YOUNG Liam
28:48	Sub. No 9 off	AUS	6	HAMMOND Rob	58:43	Sub. No 20 off	CAN	24	SINGH Sukhwinder
31:17	Sub. No 10 off	CAN	3	WRIGHT Anthony	59:24	Sub. No 17 off	CAN	21	KAHLON Ravinder
31:21	Shot Save	CAN	6	SCHOLE Marian	59:50	Shot Miss	AUS	12	GUEST David
31:27	Sub. No 3 off	CAN	16	SANDISON Scott	59:56	Sub. No 11 off	CAN	19	PEARSON Mark
31:31	Sub. No 19 off	CAN	10	FERNANDES Wayne	62:55	Sub. No 9 off	AUS	23	WELLS Matthew
31:51	Sub. No 20 off	CAN	24	SINGH Sukhwinder	64:06	Shot GK save	AUS	24	BROOKS Travis
32:56	Shot GK save	AUS	11	OCKENDEN Eddie	64:12	Sub. No 21 off	CAN	17	GRIMES Connor
33:19	Minor Injury	CAN	16	SANDISON Scott	64:44	Sub. No 19 off	AUS	32	ABBOTT Des
33:24	Serious Injury	AUS	1	DWYER Jamie	64:49	Sub. No 6 off	CAN	23	KULLAR Bindi
33:33	Sub. No 6 off	CAN	23	KULLAR Bindi	64:54	Sub. No 18 off	CAN	16	SANDISON Scott
34:50	Sub. No 1 off	AUS	31	KAVANAGH Fergus	65:19	Sub. No 31 off	AUS	11	OCKENDEN Eddie
					66:18	Sub. No 19 off	CAN	11	SHORT Peter
					66:24	Sub. No 24 off	CAN	20	DEOL Ranjeev
					67:45	Minor Injury	CAN	23	KULLAR Bindi
					68:18	Sub. No 28 off	AUS	9	KNOWLES Mark
					68:31	Green Card	AUS	6	HAMMOND Rob

Pool MB Standings

Rank	Teams	P	W	D	L	GF	GA	GD	Pts
1	AUS	1	1	0	0	6	1	+5	3
2	GBR	1	1	0	0	4	2	+2	3
3	PAK	1	0	0	1	2	4	-2	0
4	CAN	1	0	0	1	1	6	-5	0
5	NED	0	0	0	0	0	0	0	0
5	RSA	0	0	0	0	0	0	0	0

Pool MB Next Round Matches

Teams	Date	Time
NED vs RSA	11 AUG 2008	21:00
RSA vs AUS	13 AUG 2008	08:30
CAN vs PAK	13 AUG 2008	18:00
NED vs GBR	13 AUG 2008	21:00

Legend

AET - After Extra Time
 G - Green Card
 GF - Goals For
 PC - Penalty Corner
 Pts - Points
 W - Matches Won
 (C) - Captain

D - Matches Drawn
 GA - Goals Against
 L - Matches Lost
 PS - Penalty Stroke
 R - Red Card
 Y - Yellow Card
 (GK) - Goalkeeper

FG - Field Goal
 GD - Goals Difference
 P - Matches Played
 PSC - Penalty Stroke Competition
 S - Suspended
 % - Conversion Percentage



MATCH REPORT

比赛报告 / BILAN DU MATCH

Date: MON 11 AUG 2008 Time: 21:00 Pool: MB Venue: Olympic Green Hockey Stadium Pitch: 1 Match No.: M06

Result

NED-Netherlands

Full Time	5 - 0
Halftime	2 - 0

RSA-South Africa

Time on	Shirt No.	Name	▼ Green	■ Yellow	● Red
X	1	VOGELS Guus (GK)			
X	3	DERIKX Geert-Jan			
22	5	DERIKX Rob			
X	6	BOERMA Thomas	23		
20	7	van der WEIDE Sander			
X	8	BROUWER Ronald			
9	9	WEUSTHOF Roderick			
X	10	TAEKEMA Taeke			
X	11	DOCHERTY Laurence			
X	12	DELMEE Jeroen (C)			
X	14	de NOOIJER Teun			
X	18	RECKERS Rob			
X	19	BROUWER Matthijs			
10	20	HERTZBERGER Jeroen			
8	23	HOYNG Timme	69		
X	24	van der HORST Robert			
Coach		OLTMANS Roelant			

Time on	Shirt No.	Name	▼ Green	■ Yellow	● Red
X	1	CRONJE Andrew			
X	2	SYMONS Ian			
X	5	SMITH Austin			
X	6	JACOBS Bruce (C)	14		
15	7	GALLAGHER Darryn			
9	8	HARPER Marvin			
X	9	SMITH Emile			
11	11	ABRAHAMS Clyde			
X	13	BLAKE Paul			
X	14	ROSE-INNES Eric			
X	16	BAM Marvin			
8	17	ABBOTT Geoffrey			
X	18	McDADE Thornton			
X	19	HIBBERT Christopher (GK)			
X	21	TSOLEKILE Lungile			
13	22	HAMMOND Thomas			
Coach		CLARK Gregg			

Team Manager	Signature
van MAASAKKER Robert	
Umpire	Signature
EHLERS Henrik (DEN)	
Judge	Signature
BUDEISKY Alberto (ARG)	
Technical Officer	Signature
ISBERG Bjorn (SWE)	

Team Manager	Signature
YEATS Desmond	
Umpire	Signature
ADELL Xavier (ESP)	
Judge	Signature
HARRIS Willard (TRI)	
Reserve Umpire	Signature
BLASCH Christian (GER)	

Team	Minute	Shirt No.	Action	Score
NED	4	10	PC	1 - 0
NED	35	10	PC	2 - 0
NED	44	11	FG	3 - 0
NED	47	20	FG	4 - 0
NED	66	19	FG	5 - 0

Team	Minute	Shirt No.	Action	Score

Team	Minute	Shirt No.	Action	Score

Remarks

Tournament Director -

READ Ken (AUS)

Legend:						
(C)	Captain	(GK)	Goalkeeper	FG	Field Goal	PC
X	Starting Player					Penalty Corner

Match Highlights



MEN'S POOL MB MATCH M06

Olympic Green Hockey Stadium / MON 11 AUG 2008 / START TIME: 21:00

NED - Netherlands		Final Score		RSA - South Africa	
		5-0			

Match No.: M06 **Time:** 21:00 **Weather Conditions:** Showers, 25C, Humidity 90%

Umpires: EHLERS Henrik(DEN) ; ADELL Xavier(ESP)

Reserve Umpire: BLASCH Christian(GER)

Match Statistics

NED		Goals / Shots					Cards		RSA		Goals / Shots					Cards			
Coach: OLTMANS Roelant		Total	%	FG	PC	PS	G	Y	R	Coach: CLARK Gregg		Total	%	FG	PC	PS	G	Y	R
1	VOGELS Guus (GK)									1	CRONJE Andrew								
3	DERIKX Geert-Jan									2	SYMONS Ian	0/1	0		0/1				
5	DERIKX Rob									5	SMITH Austin	0/1	0	0/1					
6	BOERMA Thomas							1		6	JACOBS Bruce (C)								1
7	van der WEIDE Sander									7	GALLAGHER Darryn	0/1	0		0/1				
8	BROUWER Ronald	0/1	0	0/1						8	HARPER Marvin	0/1	0	0/1					
9	WEUSTHOF Roderick	0/2	0	0/2						9	SMITH Emile								
10	TAEKEMA Taeke	2/3	66		2/3					11	ABRAHAMS Clyde								
11	DOCHERTY Laurence	1/1	100	1/1						13	BLAKE Paul								
12	DELMEE Jeroen (C)									14	ROSE-INNES Eric								
14	de NOOIJER Teun									16	BAM Marvin								
18	RECKERS Rob	0/1	0	0/1						17	ABBOTT Geoffrey								
19	BROUWER Matthijs	1/2	50	1/1	0/1					18	McDADE Thornton	0/1	0	0/1					
20	HERTZBERGER Jeroen	1/1	100	1/1						19	HIBBERT Christopher (GK)	0/1	0	0/1					
23	HOYNG Timme							1		21	TSOLEKILE Lungile								
24	van der HORST Robert									22	HAMMOND Thomas								
Totals:		5/11	45	3/7	2/4		2			Totals:	0/6	0	0/4	0/2			1		

Play By Play

Time	Action	Score	Team	No.	Player	Time	Action	Score	Team	No.	Player
First Half						Second Half					
02:05	PC		NED			35:00	Sub. No 5 off		NED	11	DOCHERTY Laurence
03:01	Shot PC Goal	1-0	NED	10	TAEKEMA Taeke	35:00	Sub. No 9 off		NED	18	RECKERS Rob
07:37	Sub. No 18 off		RSA	17	ABBOTT Geoffrey	35:00	Sub. No 7 off		NED	19	BROUWER Matthijs
07:44	Sub. No 11 off		NED	23	HOYNG Timme	35:00	Sub. No 20 off		NED	24	van der HORST Robert
08:35	Sub. No 8 off		NED	9	WEUSTHOF Roderick	35:20	Sub. No 11 off		RSA	16	BAM Marvin
08:59	Sub. No 21 off		RSA	8	HARPER Marvin	35:21	Sub. No 17 off		RSA	18	McDADE Thornton
09:36	Sub. No 19 off		NED	20	HERTZBERGER Jeroen	35:40	Sub. No 22 off		RSA	21	TSOLEKILE Lungile
09:59	Shot Save		NED	18	RECKERS Rob	35:51	Sub. No 8 off		RSA	5	SMITH Austin
10:15	Sub. No 16 off		RSA	11	ABRAHAMS Clyde	35:55	Shot GK save		RSA	5	SMITH Austin
12:12	Sub. No 5 off		RSA	22	HAMMOND Thomas	36:46	Shot Miss		RSA	19	HIBBERT Christopher
13:24	Sub. No 18 off		NED	19	BROUWER Matthijs	39:52	Sub. No 18 off		NED	20	HERTZBERGER Jeroen
13:31	Sub. No 9 off		RSA	18	McDADE Thornton	40:58	Sub. No 21 off		RSA	17	ABBOTT Geoffrey
13:36	Green Card		RSA	6	JACOBS Bruce	41:02	Sub. No 2 off		RSA	11	ABRAHAMS Clyde
14:34	Sub. No 14 off		NED	11	DOCHERTY Laurence	42:40	Shot GK save		RSA	18	McDADE Thornton
14:52	Sub. No 6 off		RSA	7	GALLAGHER Darryn	43:22	Shot Goal	3-0	NED	11	DOCHERTY Laurence
15:17	Sub. No 2 off		RSA	16	BAM Marvin	43:27	Sub. No 8 off		NED	9	WEUSTHOF Roderick
16:29	Sub. No 20 off		NED	8	BROUWER Ronald	43:44	Sub. No 11 off		NED	23	HOYNG Timme
17:15	Sub. No 14 off		RSA	5	SMITH Austin	44:10	Sub. No 5 off		RSA	22	HAMMOND Thomas
17:32	Sub. No 8 off		RSA	21	TSOLEKILE Lungile	44:22	Sub. No 13 off		RSA	2	SYMONS Ian
19:55	Sub. No 12 off		NED	7	van der WEIDE Sander	46:22	Shot Goal	4-0	NED	20	HERTZBERGER Jeroen
20:10	Sub. No 9 off		NED	18	RECKERS Rob	46:34	Sub. No 9 off		RSA	21	TSOLEKILE Lungile
20:27	Sub. No 17 off		RSA	9	SMITH Emile	46:46	Sub. No 18 off		RSA	8	HARPER Marvin
21:01	Sub. No 1 off		RSA	2	SYMONS Ian	47:16	Sub. No 14 off		RSA	5	SMITH Austin
21:42	Sub. No 11 off		NED	5	DERIKX Rob	47:38	Sub. No 14 off		NED	5	DERIKX Rob
22:19	Sub. No 11 off		RSA	14	ROSE-INNES Eric	48:01	PC		RSA		
22:36	Green Card		NED	6	BOERMA Thomas	49:01	Shot PC GK save		RSA	2	SYMONS Ian
23:32	Sub. No 22 off		RSA	6	JACOBS Bruce	49:11	Sub. No 6 off		NED	7	van der WEIDE Sander

23:39	Sub. No 23 off	NED	14	de NOOIJER Teun	49:47	Sub. No 6 off	RSA	7	GALLAGHER Darryn	
24:06	Shot Miss	NED	8	BROUWER Ronald	51:13	Shot Miss	NED	9	WEUSTHOF Roderick	
25:13	Sub. No 9 off	RSA	8	HARPER Marvin	51:22	Sub. No 16 off	RSA	13	BLAKE Paul	
25:16	Sub. No 18 off	RSA	17	ABBOTT Geoffrey	51:27	Sub. No 19 off	NED	18	RECKERS Rob	
26:19	Sub. No 13 off	RSA	1	CRONJE Andrew	53:50	Sub. No 8 off	RSA	9	SMITH Emile	
28:03	Sub. No 19 off	NED	20	HERTZBERGER Jeroen	53:57	Sub. No 17 off	RSA	18	McDADE Thornton	
28:07	Sub. No 5 off	RSA	22	HAMMOND Thomas	54:03	Sub. No 20 off	NED	8	BROUWER Ronald	
28:59	Sub. No 18 off	NED	9	WEUSTHOF Roderick	54:45	Sub. No 1 off	RSA	14	ROSE-INNES Eric	
29:54	Sub. No 21 off	RSA	9	SMITH Emile	55:59	Sub. No 11 off	RSA	6	JACOBS Bruce	
29:57	Sub. No 7 off	RSA	11	ABRAHAMS Clyde	56:03	Sub. No 12 off	NED	14	de NOOIJER Teun	
30:39	Sub. No 24 off	NED	12	DELMEE Jeroen	56:46	Sub. No 2 off	RSA	16	BAM Marvin	
31:10	Sub. No 16 off	RSA	13	BLAKE Paul	57:17	Sub. No 9 off	NED	19	BROUWER Matthijs	
32:12	PC	NED			58:16	Sub. No 5 off	RSA	1	CRONJE Andrew	
33:11	Shot PC GK save	NED	10	TAEKEMA Taeke	58:53	PC	RSA			
33:26	Shot GK save	NED	9	WEUSTHOF Roderick	59:47	Shot PC Save	RSA	7	GALLAGHER Darryn	
33:33	PC	NED			61:07	Sub. No 24 off	NED	6	BOERMA Thomas	
34:07	Shot PC Goal	2-0	NED	10	TAEKEMA Taeke	63:43	Sub. No 13 off	RSA	2	SYMONS Ian
					63:46	Sub. No 22 off	RSA	11	ABRAHAMS Clyde	
					64:50	PC	NED			
					65:23	PC No Shot	NED	19	BROUWER Matthijs	
					65:24	Sub. No 21 off	RSA	8	HARPER Marvin	
					65:30	Sub. No 18 off	RSA	17	ABBOTT Geoffrey	
					65:30	Sub. No 7 off	RSA	5	SMITH Austin	
					65:44	Shot Goal	5-0	NED	19	BROUWER Matthijs
					66:08	Sub. No 5 off	NED	12	DELMEE Jeroen	
					66:59	Sub. No 8 off	NED	9	WEUSTHOF Roderick	
					67:03	Sub. No 18 off	NED	20	HERTZBERGER Jeroen	
					68:19	Minor Injury	NED	6	BOERMA Thomas	
					68:24	Sub. No 16 off	RSA	13	BLAKE Paul	
					68:40	Green Card	NED	23	HOYNG Timme	
					69:38	Shot Miss	RSA	8	HARPER Marvin	

Pool MB Standings

Rank	Teams	P	W	D	L	GF	GA	GD	Pts
1	AUS	1	1	0	0	6	1	+5	3
2	NED	1	1	0	0	5	0	+5	3
3	GBR	1	1	0	0	4	2	+2	3
4	PAK	1	0	0	1	2	4	-2	0
5	CAN	1	0	0	1	1	6	-5	0
6	RSA	1	0	0	1	0	5	-5	0

Pool MB Next Round Matches

Teams	Date	Time
RSA vs AUS	13 AUG 2008	08:30
CAN vs PAK	13 AUG 2008	18:00
NED vs GBR	13 AUG 2008	21:00

Legend

AET - After Extra Time	D - Matches Drawn	FG - Field Goal
G - Green Card	GA - Goals Against	GD - Goals Difference
GF - Goals For	L - Matches Lost	P - Matches Played
PC - Penalty Corner	PS - Penalty Stroke	PSC - Penalty Stroke Competition
Pts - Points	R - Red Card	S - Suspended
W - Matches Won	Y - Yellow Card	% - Conversion Percentage
(C) - Captain	(GK) - Goalkeeper	



MATCH REPORT

比赛报告 / BILAN DU MATCH

Date: WED 13 AUG 2008 Time: 08:30 Pool: MB Venue: Olympic Green Hockey Stadium Pitch: 1 Match No.: M07

Result

RSA-South Africa

Full Time	0 - 10
Halftime	0 - 5

AUS-Australia

Time on	Shirt No.	Name	▼ Green	■ Yellow	● Red
X	1	CRONJE Andrew			
8	2	SYMONS Ian			
X	5	SMITH Austin			
X	6	JACOBS Bruce (C)			
10	7	GALLAGHER Darryn			
9	8	HARPER Marvin			
X	9	SMITH Emile			
X	11	ABRAHAMS Clyde	7		
X	13	BLAKE Paul			
X	14	ROSE-INNES Eric	14		
X	16	BAM Marvin			
7	17	ABBOTT Geoffrey			
X	18	McDADE Thornton			
X	19	HIBBERT Christopher (GK)			
X	21	TSOLEKILE Lungile			
10	22	HAMMOND Thomas		11	
Coach		CLARK Gregg			

Time on	Shirt No.	Name	▼ Green	■ Yellow	● Red
X	1	DWYER Jamie			
X	2	DE YOUNG Liam			
X	6	HAMMOND Rob			
X	9	KNOWLES Mark			
X	11	OCKENDEN Eddie			
X	12	GUEST David			
14	13	DOERNER Luke			
11	14	SCHUBERT Grant			
X	15	GEORGE Bevan (C)			
X	18	LAMBERT Stephen (GK)			
11	19	MATHESON Eli			
X	23	WELLS Matthew			
X	24	BROOKS Travis			
14	28	BROWN Kiel			
11	31	KAVANAGH Fergus			
X	32	ABBOTT Des			
Coach		DANCER Barry			

Team Manager	Signature
YEATS Desmond	
Umpire	Signature
MAIR Andy (GBR)	
Judge	Signature
BRACA Guido (ITA)	
Technical Officer	Signature
DOYER Wiert (NED)	

Team Manager	Signature
BIRSE Peter	
Umpire	Signature
VAN EERT Roel (NED)	
Judge	Signature
YOU Suolong (CHN)	
Reserve Umpire	Signature
CHEN Dekang (CHN)	

Team	Minute	Shirt No.	Action	Score
AUS	2	1	FG	0 - 1
AUS	14	19	FG	0 - 2
AUS	27	14	FG	0 - 3
AUS	29	19	FG	0 - 4
AUS	35+	12	PC	0 - 5

Team	Minute	Shirt No.	Action	Score
AUS	38	12	PC	0 - 6
AUS	42	1	FG	0 - 7
AUS	47	31	FG	0 - 8
AUS	57	19	FG	0 - 9
AUS	67	32	FG	0 - 10

Team	Minute	Shirt No.	Action	Score

Remarks

Tournament Director -

READ Ken (AUS)

Legend:						
(C)	Captain	(GK)	Goalkeeper	FG	Field Goal	PC
X	Starting Player					Penalty Corner

Match Highlights



MEN'S POOL MB MATCH M07

Olympic Green Hockey Stadium / WED 13 AUG 2008 / START TIME: 08:30

RSA - South Africa		Final Score		AUS - Australia	
		0-10			

Match No.: M07 **Time:** 08:30 **Weather Conditions:** Cloudy, 26C, Humidity 85%

Umpires: MAIR Andy(GBR) ; VAN EERT Roel(NED)

Reserve Umpire: CHEN Dekang(CHN)

Match Statistics

RSA		Goals / Shots					Cards			AUS		Goals / Shots					Cards		
Coach: CLARK Gregg		Total	%	FG	PC	PS	G	Y	R	Coach: DANCER Barry		Total	%	FG	PC	PS	G	Y	R
1	<u>CRONJE Andrew</u>									1	<u>DWYER Jamie</u>	2/3	66	2/3					
2	<u>SYMONS Ian</u>	0/1	0		0/1					2	<u>DE YOUNG Liam</u>	0/1	0	0/1					
5	<u>SMITH Austin</u>	0/2	0		0/2					6	<u>HAMMOND Rob</u>								
6	<u>JACOBS Bruce (C)</u>	0/1	0	0/1						9	<u>KNOWLES Mark</u>	0/1	0	0/1					
7	<u>GALLAGHER Darryn</u>									11	<u>OCKENDEN Eddie</u>								
8	<u>HARPER Marvin</u>									12	<u>GUEST David</u>	2/2	100		2/2				
9	<u>SMITH Emile</u>									13	<u>DOERNER Luke</u>	0/2	0	0/2					
11	<u>ABRAHAMS Clyde</u>							1		14	<u>SCHUBERT Grant</u>	1/4	25	1/4					
13	<u>BLAKE Paul</u>									15	<u>GEORGE Bevan (C)</u>								
14	<u>ROSE-INNES Eric</u>							1		18	<u>LAMBERT Stephen (GK)</u>								
16	<u>BAM Marvin</u>									19	<u>MATHESON Eli</u>	3/4	75	3/4					
17	<u>ABBOTT Geoffrey</u>	0/1	0	0/1						23	<u>WELLS Matthew</u>								
18	<u>McDADE Thornton</u>	0/1	0	0/1						24	<u>BROOKS Travis</u>	0/1	0	0/1					
19	<u>HIBBERT Christopher (GK)</u>									28	<u>BROWN Kiel</u>	0/1	0	0/1					
21	<u>TSOLEKILE Lungile</u>									31	<u>KAVANAGH Fergus</u>	1/1	100	1/1					
22	<u>HAMMOND Thomas</u>							1		32	<u>ABBOTT Des</u>	1/2	50	1/2					
Totals:		0/6	0	0/3	0/3		2	1		Totals:	10/22	45	8/18	2/4					

Play By Play

Time	Action	Score	Team	No.	Player	Time	Action	Score	Team	No.	Player
First Half						Second Half					
01:22	Shot Goal	0-1	AUS	1	<u>DWYER Jamie</u>	35:41	Sub. No 7 off		RSA	11	<u>ABRAHAMS Clyde</u>
03:34	Shot GK save		AUS	24	<u>BROOKS Travis</u>	35:45	Sub. No 8 off		RSA	16	<u>BAM Marvin</u>
03:56	Shot Save		AUS	9	<u>KNOWLES Mark</u>	35:49	Sub. No 17 off		RSA	21	<u>TSOLEKILE Lungile</u>
06:39	Sub. No 18 off		RSA	17	<u>ABBOTT Geoffrey</u>	36:13	Sub. No 2 off		RSA	18	<u>McDADE Thornton</u>
06:58	Shot Miss		AUS	1	<u>DWYER Jamie</u>	36:19	Sub. No 2 off		AUS	14	<u>SCHUBERT Grant</u>
07:00	Green Card		RSA	11	<u>ABRAHAMS Clyde</u>	36:24	Sub. No 15 off		AUS	23	<u>WELLS Matthew</u>
07:10	Sub. No 16 off		RSA	2	<u>SYMONS Ian</u>	36:29	Sub. No 32 off		AUS	24	<u>BROOKS Travis</u>
07:39	Sub. No 14 off		RSA	16	<u>BAM Marvin</u>	36:35	Sub. No 11 off		AUS	31	<u>KAVANAGH Fergus</u>
08:16	Sub. No 21 off		RSA	8	<u>HARPER Marvin</u>	36:42	PC		RSA		
09:01	Sub. No 11 off		RSA	22	<u>HAMMOND Thomas</u>	37:30	Shot PC Save		RSA	5	<u>SMITH Austin</u>
09:10	Sub. No 6 off		RSA	7	<u>GALLAGHER Darryn</u>	37:42	PC		AUS		
10:31	Sub. No 32 off		AUS	14	<u>SCHUBERT Grant</u>	38:00	Shot PC Goal	0-6	AUS	12	<u>GUEST David</u>
10:45	Sub. No 2 off		AUS	31	<u>KAVANAGH Fergus</u>	41:03	Sub. No 9 off		RSA	8	<u>HARPER Marvin</u>
10:52	Yellow Card		RSA	22	<u>HAMMOND Thomas</u>	41:11	Minor Injury		RSA	21	<u>TSOLEKILE Lungile</u>
11:00	Sub. No 24 off		AUS	19	<u>MATHESON Eli</u>	41:11	Shot Goal	0-7	AUS	1	<u>DWYER Jamie</u>
11:02	Sub. No 9 off		RSA	18	<u>McDADE Thornton</u>	41:31	Sub. No 21 off		RSA	17	<u>ABBOTT Geoffrey</u>
13:14	Sub. No 16 off		RSA	14	<u>ROSE-INNES Eric</u>	43:29	Sub. No 1 off		RSA	2	<u>SYMONS Ian</u>
13:24	Sub. No 15 off		AUS	13	<u>DOERNER Luke</u>	44:41	Shot GK save		AUS	14	<u>SCHUBERT Grant</u>
13:42	Sub. No 11 off		AUS	24	<u>BROOKS Travis</u>	44:53	Sub. No 11 off		RSA	7	<u>GALLAGHER Darryn</u>
13:45	Sub. No 9 off		AUS	28	<u>BROWN Kiel</u>	45:01	Sub. No 14 off		RSA	22	<u>HAMMOND Thomas</u>
13:59	Shot Goal	0-2	AUS	19	<u>MATHESON Eli</u>	45:24	Shot Miss		RSA	6	<u>JACOBS Bruce</u>
14:00	Green Card		RSA	14	<u>ROSE-INNES Eric</u>	45:30	Sub. No 14 off		AUS	32	<u>ABBOTT Des</u>
15:43	Sub. No 8 off		RSA	21	<u>TSOLEKILE Lungile</u>	45:34	Sub. No 19 off		AUS	11	<u>OCKENDEN Eddie</u>
16:00	Suspension Ends		RSA	22	<u>HAMMOND Thomas</u>	46:21	Shot Goal	0-8	AUS	31	<u>KAVANAGH Fergus</u>
17:04	Sub. No 5 off		RSA	11	<u>ABRAHAMS Clyde</u>	47:51	Sub. No 31 off		AUS	2	<u>DE YOUNG Liam</u>
17:14	Sub. No 6 off		AUS	9	<u>KNOWLES Mark</u>	47:56	Sub. No 24 off		AUS	15	<u>GEORGE Bevan</u>
17:18	Sub. No 1 off		AUS	2	<u>DE YOUNG Liam</u>	48:00	Sub. No 17 off		RSA	1	<u>CRONJE Andrew</u>
17:49	Sub. No 17 off		RSA	9	<u>SMITH Emile</u>	48:36	Sub. No 18 off		RSA	9	<u>SMITH Emile</u>
18:20	Sub. No 7 off		RSA	6	<u>JACOBS Bruce</u>	48:42	Shot GK save		AUS	2	<u>DE YOUNG Liam</u>
19:09	Sub. No 1 off		RSA	16	<u>BAM Marvin</u>	49:08	Sub. No 16 off		RSA	17	<u>ABBOTT Geoffrey</u>

19:30	Sub. No 19 off	AUS	15	GEORGE Bevan	49:22	PC	RSA			
19:45	Sub. No 23 off	AUS	11	OCKENDEN Eddie	50:23	PC No Shot	RSA	5	SMITH Austin	
20:27	Shot Miss	RSA	18	McDADE Thornton	50:29	Sub. No 1 off	AUS	31	KAVANAGH Fergus	
22:19	Sub. No 24 off	AUS	32	ABBOTT Des	51:41	Sub. No 17 off	RSA	21	TSOLEKILE Lungile	
22:49	Shot Miss	AUS	14	SCHUBERT Grant	53:09	Sub. No 12 off	AUS	14	SCHUBERT Grant	
23:04	Sub. No 13 off	RSA	5	SMITH Austin	53:23	Sub. No 13 off	RSA	14	ROSE-INNES Eric	
23:46	Sub. No 12 off	AUS	6	HAMMOND Rob	54:47	Sub. No 13 off	AUS	19	MATHESON Eli	
24:55	Shot Miss	AUS	32	ABBOTT Des	54:49	Shot Save	AUS	19	MATHESON Eli	
25:07	Sub. No 18 off	RSA	17	ABBOTT Geoffrey	54:58	Sub. No 23 off	AUS	13	DOERNER Luke	
26:00	Shot GK save	AUS	28	BROWN Kiel	56:28	Shot GK save	AUS	14	SCHUBERT Grant	
26:39	Shot Goal	0-3	AUS	14	SCHUBERT Grant	56:33	Sub. No 8 off	RSA	18	McDADE Thornton
26:51	Sub. No 31 off	AUS	1	DWYER Jamie	57:00	Shot Goal	0-9	AUS	19	MATHESON Eli
28:12	PC	RSA			57:36	Sub. No 31 off	AUS	1	DWYER Jamie	
28:23	Shot PC GK save	RSA	2	SYMONS Ian	57:44	Sub. No 5 off	RSA	16	BAM Marvin	
28:28	Serious Injury	AUS	28	BROWN Kiel	57:47	Sub. No 7 off	RSA	11	ABRAHAMS Clyde	
28:36	Sub. No 14 off	AUS	19	MATHESON Eli	59:21	Sub. No 32 off	AUS	24	BROOKS Travis	
28:49	Sub. No 28 off	AUS	12	GUEST David	59:25	Sub. No 6 off	AUS	12	GUEST David	
28:56	Sub. No 22 off	RSA	7	GALLAGHER Darryn	59:41	Sub. No 21 off	RSA	17	ABBOTT Geoffrey	
29:00	Sub. No 21 off	RSA	8	HARPER Marvin	61:00	Sub. No 11 off	AUS	31	KAVANAGH Fergus	
29:00	Shot Goal	0-4	AUS	19	MATHESON Eli	62:12	Sub. No 6 off	RSA	7	GALLAGHER Darryn
30:04	Sub. No 16 off	RSA	1	CRONJE Andrew	62:19	Sub. No 9 off	RSA	8	HARPER Marvin	
31:15	Sub. No 11 off	RSA	13	BLAKE Paul	63:07	Sub. No 2 off	RSA	13	BLAKE Paul	
32:42	PC	AUS			64:51	Shot Miss	RSA	17	ABBOTT Geoffrey	
34:12	Shot PC Save	AUS	13	DOERNER Luke	65:01	Sub. No 14 off	AUS	32	ABBOTT Des	
34:47	PC	AUS			65:06	Sub. No 22 off	RSA	5	SMITH Austin	
35+	Shot PC Goal	0-5	AUS	12	GUEST David	65:29	Sub. No 9 off	AUS	6	HAMMOND Rob
					66:44	Shot Goal	0-10	AUS	32	ABBOTT Des
					67:05	Sub. No 1 off	AUS	11	OCKENDEN Eddie	
					67:10	Sub. No 19 off	AUS	14	SCHUBERT Grant	
					68:14	PC	AUS			
					69:26	Shot PC Miss	AUS	13	DOERNER Luke	

Pool MB Standings

Rank	Teams	P	W	D	L	GF	GA	GD	Pts
1	AUS	2	2	0	0	16	1	+15	6
2	NED	1	1	0	0	5	0	+5	3
3	GBR	1	1	0	0	4	2	+2	3
4	PAK	1	0	0	1	2	4	-2	0
5	CAN	1	0	0	1	1	6	-5	0
6	RSA	2	0	0	2	0	15	-15	0

Pool MB Next Round Matches

Teams	Date	Time
CAN vs PAK	13 AUG 2008	18:00
NED vs GBR	13 AUG 2008	21:00
NED vs CAN	15 AUG 2008	10:30
PAK vs AUS	15 AUG 2008	18:30
RSA vs GBR	15 AUG 2008	21:00

Legend

AET - After Extra Time	D - Matches Drawn	FG - Field Goal
G - Green Card	GA - Goals Against	GD - Goals Difference
GF - Goals For	L - Matches Lost	P - Matches Played
PC - Penalty Corner	PS - Penalty Stroke	PSC - Penalty Stroke Competition
Pts - Points	R - Red Card	S - Suspended
W - Matches Won	Y - Yellow Card	% - Conversion Percentage
(C) - Captain	(GK) - Goalkeeper	



MATCH REPORT

比赛报告 / BILAN DU MATCH

Date: WED 13 AUG 2008 Time: 18:00 Pool: MB Venue: Olympic Green Hockey Stadium Pitch: 2 Match No.: M09

Result

CAN-Canada

Full Time	1 - 3
Halftime	1 - 0

PAK-Pakistan

Time on	Shirt No.	Name	▼ Green	■ Yellow	● Red
X	2	MAHOOD Michael (GK)			
7	3	WRIGHT Anthony			
X	4	TUPPER Scott			
16	6	SCHOLE Marian			
X	9	PEREIRA Ken			
X	10	FERNANDES Wayne			
X	11	SHORT Peter			
X	13	SHORT Robert (C)			
X	16	SANDISON Scott			
X	17	GRIMES Connor	20		
X	18	WETTLAUFER Paul			
11	19	PEARSON Mark			
X	20	DEOL Ranjeev			
12	21	KAHLON Ravinder			
X	23	KULLAR Bindi			
9	24	SINGH Sukhwinder	50		
Coach		MENDONCA Louis			

Time on	Shirt No.	Name	▼ Green	■ Yellow	● Red
	1	AKBAR Salman (GK)			
X	2	ASHRAF Zeeshan (C)			
X	3	IMRAN Muhammad	55		
X	4	JAVED Muhammad			
X	5	SAQLAIN Muhammad			
X	6	RANA Muhammad Asif			
X	7	WAQAS Muhammad			
20	8	AKBAR Waqas			
X	9	ABBASI Shakeel			
X	10	BUTT Rehan			
S	11	BILGRAMI Syed Abbas Haider			
X	12	AHMED Nasir (GK)			
	13	WARSI Syed Imran Ali			
X	14	MAQSOOD Adnan			
11	15	ZUBAIR Muhammad			
X	16	RASOOL Shafqat			
Coach		NAVEED Alam			

Team Manager	Signature
DUBE Ajay	
Umpire	Signature
KIM Hong Lae (KOR)	
Judge	Signature
RENAUD Alain (FRA)	
Technical Officer	Signature
DEVADAS Mathavan (SIN)	

Team Manager	Signature
ZAKAUDDIN	
Umpire	Signature
LEIPER David (GBR)	
Judge	Signature
HARRIS Willard (TRI)	
Reserve Umpire	Signature
VAN EERT Roel (NED)	

Team	Minute	Shirt No.	Action	Score
CAN	35	23	PC	1 - 0
PAK	39	3	PC	1 - 1
PAK	39	16	FG	1 - 2
PAK	57	7	FG	1 - 3

Team	Minute	Shirt No.	Action	Score

Team	Minute	Shirt No.	Action	Score

Remarks

Tournament Director - READ Ken (AUS)

Legend:	(C) Captain	(GK) Goalkeeper	S Suspended	X Starting Player
---------	-------------	-----------------	-------------	-------------------

Match Highlights



MEN'S POOL MB MATCH M09

Olympic Green Hockey Stadium / WED 13 AUG 2008 / START TIME: 18:00

CAN - Canada		Final Score		PAK - Pakistan	
		1-3			

Match No.: M09 **Time:** 18:00 **Weather Conditions:** Cloudy, 26C, Humidity 80%

Umpires: KIM Hong Lae(KOR) ; LEIPER David(GBR)

Reserve Umpire: VAN EERT Roel(NED)

Match Statistics

CAN		Goals / Shots					Cards		PAK		Goals / Shots					Cards			
Coach: MENDONCA Louis		Total	%	FG	PC	PS	G	Y	R	Coach: NAVEED Alam		Total	%	FG	PC	PS	G	Y	R
2	MAHOOD Michael (GK)									1	AKBAR Salman (GK)								
3	WRIGHT Anthony	0/1	0	0/1							2	ASHRAF Zeeshan (C)							
4	TUPPER Scott										3	IMRAN Muhammad	1/3	33		1/3			1
6	SCHOLE Marian										4	JAVED Muhammad	0/1	0	0/1				
9	PEREIRA Ken	0/1	0	0/1							5	SAQLAIN Muhammad	0/1	0	0/1				
10	FERNANDES Wayne	0/2	0		0/2						6	RANA Muhammad Asif							
11	SHORT Peter	0/1	0	0/1							7	WAQAS Muhammad	1/2	50	1/2				
13	SHORT Robert (C)	0/1	0	0/1							8	AKBAR Waqas	0/1	0	0/1				
16	SANDISON Scott										9	ABBASI Shakeel	0/3	0	0/2	0/1			
17	GRIMES Connor	0/1	0	0/1					1		10	BUTT Rehan	0/1	0	0/1				
18	WETTLAUFER Paul										12	AHMED Nasir (GK)							
19	PEARSON Mark										13	WARSI Syed Imran Ali							
20	DEOL Ranjeev										14	MAQSOOD Adnan							
21	KAHLON Ravinder										15	ZUBAIR Muhammad	0/3	0	0/3				
23	KULLAR Bindi	1/2	50	0/1	1/1						16	RASOOL Shafqat	1/4	25	1/4				
24	SINGH Sukhwinder	0/1	0	0/1					1		S	BILGRAMI Syed Abbas Haider							
Totals:		1/10	10	0/7	1/3				2	Totals:		3/19	15	2/15	1/4				1

Play By Play

Time	Action	Score	Team	No.	Player	Time	Action	Score	Team	No.	Player
First Half						Second Half					
00:55	PC		PAK			37:04	PC		PAK		
02:04	Shot PC GK save		PAK	9	ABBASI Shakeel	37:12	Sub. No 6 off		CAN	20	DEOL Ranjeev
02:08	Shot PC GK save		PAK	3	IMRAN Muhammad	37:29	Sub. No 8 off		PAK	7	WAQAS Muhammad
04:13	Shot Save		PAK	9	ABBASI Shakeel	37:40	Sub. No 15 off		PAK	16	RASOOL Shafqat
06:13	Sub. No 4 off		CAN	3	WRIGHT Anthony	38:51	Shot PC Goal	1-1	PAK	3	IMRAN Muhammad
07:28	Shot Miss		PAK	16	RASOOL Shafqat	38:57	Shot Goal	1-2	PAK	16	RASOOL Shafqat
08:51	Sub. No 20 off		CAN	24	SINGH Sukhwinder	41:23	Shot Save		CAN	11	SHORT Peter
09:23	Shot GK save		PAK	16	RASOOL Shafqat	42:04	Sub. No 16 off		CAN	3	WRIGHT Anthony
10:14	Serious Injury		PAK	14	MAQSOOD Adnan	43:08	Shot Save		CAN	17	GRIMES Connor
10:25	Sub. No 14 off		PAK	15	ZUBAIR Muhammad	44:48	Sub. No 20 off		CAN	24	SINGH Sukhwinder
10:38	Sub. No 17 off		CAN	19	PEARSON Mark	45:43	Shot Miss		PAK	10	BUTT Rehan
11:29	Sub. No 11 off		CAN	21	KAHLON Ravinder	45:51	Sub. No 17 off		CAN	21	KAHLON Ravinder
14:40	Sub. No 10 off		CAN	4	TUPPER Scott	46:47	Sub. No 23 off		CAN	6	SCHOLE Marian
16:00	Sub. No 23 off		CAN	6	SCHOLE Marian	46:52	Sub. No 10 off		CAN	16	SANDISON Scott
16:10	Shot Miss		PAK	9	ABBASI Shakeel	48:17	Sub. No 16 off		CAN	10	FERNANDES Wayne
16:15	Sub. No 19 off		CAN	17	GRIMES Connor	48:33	Sub. No 10 off		PAK	8	AKBAR Waqas
19:10	Sub. No 21 off		CAN	11	SHORT Peter	49:41	Sub. No 11 off		CAN	19	PEARSON Mark
19:40	Sub. No 24 off		CAN	20	DEOL Ranjeev	49:42	Green Card		CAN	24	SINGH Sukhwinder
19:56	Sub. No 3 off		CAN	10	FERNANDES Wayne	49:45	PC		PAK		
20:00	Sub. No 10 off		PAK	8	AKBAR Waqas	50:08	Shot PC GK save		PAK	3	IMRAN Muhammad
20:00	Green Card		CAN	17	GRIMES Connor	52:57	Sub. No 3 off		CAN	16	SANDISON Scott
22:01	Shot GK save		PAK	15	ZUBAIR Muhammad	53:28	Sub. No 8 off		PAK	10	BUTT Rehan
23:07	Sub. No 6 off		CAN	23	KULLAR Bindi	54:10	Shot Miss		CAN	24	SINGH Sukhwinder
24:04	Sub. No 7 off		PAK	10	BUTT Rehan	54:50	Green Card		PAK	3	IMRAN Muhammad
24:24	Sub. No 10 off		CAN	3	WRIGHT Anthony	55:21	Sub. No 6 off		CAN	23	KULLAR Bindi
25:15	Sub. No 16 off		CAN	10	FERNANDES Wayne	55:54	Minor Injury		CAN	18	WETTLAUFER Paul
26:34	Shot Miss		PAK	5	SAQLAIN Muhammad	56:17	Sub. No 24 off		CAN	20	DEOL Ranjeev
26:45	Sub. No 20 off		CAN	24	SINGH Sukhwinder	56:22	Sub. No 21 off		CAN	17	GRIMES Connor
27:12	Sub. No 11 off		CAN	19	PEARSON Mark	56:24	Sub. No 19 off		CAN	11	SHORT Peter
27:16	Sub. No 15 off		PAK	14	MAQSOOD Adnan	55:54	Sub. No 9 off		PAK	15	ZUBAIR Muhammad

27:49	Sub. No 17 off	CAN	21	KAHLON Ravinder	56:41	Shot Goal	1-3	PAK	7	WAQAS Muhammad
28:20	Shot Miss	PAK	16	RASOOL Shafqat	58:25	Shot Miss		CAN	13	SHORT Robert
28:58	Shot GK save	PAK	8	AKBAR Waqas	59:57	Sub. No 7 off		PAK	8	AKBAR Waqas
30:14	Sub. No 16 off	PAK	15	ZUBAIR Muhammad	60:13	Sub. No 11 off		CAN	19	PEARSON Mark
30:53	Sub. No 3 off	CAN	16	SANDISON Scott	60:21	Sub. No 16 off		CAN	3	WRIGHT Anthony
31:04	Sub. No 24 off	CAN	11	SHORT Peter	60:52	Shot Miss		CAN	9	PEREIRA Ken
31:36	Sub. No 21 off	CAN	6	SCHOLE Marian	61:23	Sub. No 10 off		PAK	9	ABBASI Shakeel
31:52	Shot GK save	PAK	15	ZUBAIR Muhammad	61:30	PC		CAN		
33:13	Sub. No 19 off	CAN	17	GRIMES Connor	62:28	Shot PC Miss		CAN	10	FERNANDES Wayne
34:30	PC	CAN			62:42	Shot GK save		PAK	15	ZUBAIR Muhammad
34:30	Shot PC GK save	CAN	10	FERNANDES Wayne	63:08	Sub. No 20 off		CAN	24	SINGH Sukhwinder
35:00	Shot PC Goal	1-0	CAN	23	KULLAR Bindi	63:11	Sub. No 17 off	CAN	21	KAHLON Ravinder
					64:12	Shot Miss		PAK	4	JAVED Muhammad
					66:08	Shot Save		CAN	3	WRIGHT Anthony
					66:33	Sub. No 8 off		PAK	7	WAQAS Muhammad
					66:54	Sub. No 15 off		PAK	10	BUTT Rehan
					67:32	Sub. No 3 off		CAN	16	SANDISON Scott
					68:25	Shot Miss		PAK	7	WAQAS Muhammad
					68:42	Sub. No 19 off		CAN	11	SHORT Peter
					68:58	Shot Miss		CAN	23	KULLAR Bindi

Pool MB Standings

Rank	Teams	P	W	D	L	GF	GA	GD	Pts
1	AUS	2	2	0	0	16	1	+15	6
2	NED	1	1	0	0	5	0	+5	3
3	GBR	1	1	0	0	4	2	+2	3
4	PAK	2	1	0	1	5	5	0	3
5	CAN	2	0	0	2	2	9	-7	0
6	RSA	2	0	0	2	0	15	-15	0

Pool MB Next Round Matches

Teams	Date	Time
NED vs GBR	13 AUG 2008	21:00
NED vs CAN	15 AUG 2008	10:30
PAK vs AUS	15 AUG 2008	18:30
RSA vs GBR	15 AUG 2008	21:00

Legend

AET - After Extra Time
 G - Green Card
 GF - Goals For
 PC - Penalty Corner
 Pts - Points
 W - Matches Won
 (C) - Captain

D - Matches Drawn
 GA - Goals Against
 L - Matches Lost
 PS - Penalty Stroke
 R - Red Card
 Y - Yellow Card
 (GK) - Goalkeeper

FG - Field Goal
 GD - Goals Difference
 P - Matches Played
 PSC - Penalty Stroke Competition
 S - Suspended
 % - Conversion Percentage



MATCH REPORT

比赛报告 / BILAN DU MATCH

Date: WED 13 AUG 2008 Time: 21:00 Pool: MB Venue: Olympic Green Hockey Stadium Pitch: 1 Match No.: M12

Result

NED-Netherlands

Full Time	1 - 0
Halftime	0 - 0

GBR-Great Britain

Time on	Shirt No.	Name	▼ Green	■ Yellow	● Red
X	1	VOGELS Guus (GK)			
X	3	DERIKX Geert-Jan			
14	5	DERIKX Rob			
X	6	BOERMA Thomas			
20	7	van der WEIDE Sander	25	61	
X	8	BROUWER Ronald			
10	9	WEUSTHOF Roderick			
X	10	TAEKEMA Taeke			
X	11	DOCHERTY Laurence			
X	12	DELMEE Jeroen (C)			
X	14	de NOOIJER Teun			
X	18	RECKERS Rob			
X	19	BROUWER Matthijs			
10	20	HERTZBERGER Jeroen			
10	23	HOYNG Timme			
X	24	van der HORST Robert			
Coach		OLTMANS Roelant			

Time on	Shirt No.	Name	▼ Green	■ Yellow	● Red
X	1	McGREGOR Alistair (GK)			
X	4	KIRKHAM Glenn			
6	5	ALEXANDER Richard			
X	6	MANTELL Richard			
10	7	JACKSON Ashley			
7	8	MANTELL Simon			
X	9	DICK Stephen			
7	10	DALY Matt			
X	12	CLARKE Jonty			
X	13	MOORE Rob			
X	14	HAWES Ben (C)			
14	17	WILSON Alastair			
X	18	MIDDLETON Barry			
X	20	TINDALL James		62	
X	21	BLEBY Jon			
X	24	MARSDEN Ben			
Coach		LEE Jason			

Team Manager	Signature
van MAASAKKER Robert	
Umpire	Signature
GRIME Murray (AUS)	
Judge	Signature
RENAUD Alain (FRA)	
Technical Officer	Signature
DEVADAS Mathavan (SIN)	

Team Manager	Signature
NICHOLSON Peter	
Umpire	Signature
SIMMONDS Gary (RSA)	
Judge	Signature
HARRIS Willard (TRI)	
Reserve Umpire	Signature
KIM Hong Lae (KOR)	

Team	Minute	Shirt No.	Action	Score
NED	63	10	PC	1 - 0

Team	Minute	Shirt No.	Action	Score

Team	Minute	Shirt No.	Action	Score

Remarks

Tournament Director - READ Ken (AUS)

Legend:	(C) Captain	(GK) Goalkeeper	X Starting Player
---------	-------------	-----------------	-------------------

Match Highlights



MEN'S POOL MB MATCH M12

Olympic Green Hockey Stadium / WED 13 AUG 2008 / START TIME: 21:00

NED - Netherlands		Final Score		GBR - Great Britain	
		1-0			

Match No.: M12 **Time:** 21:00 **Weather Conditions:** Cloudy, 26C, Humidity 80%

Umpires: GRIME Murray(AUS) ; SIMMONDS Gary(RSA)

Reserve Umpire: KIM Hong Lae(KOR)

Match Statistics

NED		Goals / Shots					Cards		GBR		Goals / Shots					Cards			
Coach: OLTMANS Roelant		Total	%	FG	PC	PS	G	Y	R	Coach: LEE Jason		Total	%	FG	PC	PS	G	Y	R
1	VOGELS Guus (GK)									1	McGREGOR Alistair (GK)								
3	DERIKX Geert-Jan									4	KIRKHAM Glenn								
5	DERIKX Rob									5	ALEXANDER Richard								
6	BOERMA Thomas									6	MANTELL Richard	0/3	0		0/3				
7	van der WEIDE Sander						1	1		7	JACKSON Ashley	0/1	0		0/1				
8	BROUWER Ronald	0/2	0	0/2						8	MANTELL Simon								
9	WEUSTHOF Roderick	0/1	0		0/1					9	DICK Stephen								
10	TAEKEMA Taeke	1/4	25		1/4					10	DALY Matt								
11	DOCHERTY Laurence									12	CLARKE Jonty								
12	DELMEE Jeroen (C)									13	MOORE Rob	0/2	0	0/2					
14	de NOOIJER Teun	0/1	0	0/1						14	HAWES Ben (C)								
18	RECKERS Rob	0/1	0	0/1						17	WILSON Alastair								
19	BROUWER Matthijs	0/2	0	0/2						18	MIDDLETON Barry								
20	HERTZBERGER Jeroen									20	TINDALL James								1
23	HOYNG Timme									21	BLEBY Jon								
24	van der HORST Robert	0/1	0	0/1						24	MARSDEN Ben	0/1	0	0/1					
Totals:		1/12	8	0/7	1/5		1	1		Totals:	0/7	0	0/3	0/4					1

Play By Play

Time	Action	Score	Team	No.	Player	Time	Action	Score	Team	No.	Player
First Half						Second Half					
05:40	Sub. No 9 off		GBR	5	ALEXANDER Richard	35:00	Sub. No 7 off		NED	6	BOERMA Thomas
06:22	Sub. No 20 off		GBR	8	MANTELL Simon	35:00	Sub. No 20 off		NED	8	BROUWER Ronald
06:25	Sub. No 12 off		GBR	10	DALY Matt	35:00	Sub. No 4 off		GBR	10	DALY Matt
07:35	Shot GK save		NED	19	BROUWER Matthijs	35:00	Sub. No 12 off		GBR	13	MOORE Rob
09:50	Sub. No 8 off		NED	9	WEUSTHOF Roderick	35:00	Sub. No 17 off		GBR	14	HAWES Ben
09:53	Sub. No 11 off		NED	23	HOYNG Timme	35:28	PC		NED		
09:58	Sub. No 13 off		GBR	7	JACKSON Ashley	36:53	Shot PC GK save		NED	10	TAEKEMA Taeke
09:59	Sub. No 18 off		NED	20	HERTZBERGER Jeroen	39:57	Sub. No 10 off		GBR	12	CLARKE Jonty
11:16	Shot GK save		NED	19	BROUWER Matthijs	41:29	Shot GK save		NED	14	de NOOIJER Teun
12:18	Sub. No 5 off		GBR	9	DICK Stephen	41:32	PC		NED		
12:22	Sub. No 10 off		GBR	12	CLARKE Jonty	42:24	Shot PC Miss		NED	10	TAEKEMA Taeke
13:11	Sub. No 12 off		NED	5	DERIKX Rob	42:28	Sub. No 8 off		GBR	9	DICK Stephen
13:51	Sub. No 24 off		GBR	17	WILSON Alastair	42:37	Minor Injury		NED	10	TAEKEMA Taeke
14:03	PC		GBR			42:42	Sub. No 7 off		GBR	4	KIRKHAM Glenn
15:02	Shot PC GK save		GBR	6	MANTELL Richard	42:49	Sub. No 20 off		GBR	5	ALEXANDER Richard
15:09	PC		GBR			45:22	Sub. No 12 off		GBR	10	DALY Matt
15:35	Shot PC GK save		GBR	7	JACKSON Ashley	45:36	Sub. No 14 off		GBR	17	WILSON Alastair
16:13	Sub. No 8 off		GBR	20	TINDALL James	45:50	Sub. No 13 off		GBR	7	JACKSON Ashley
17:27	Sub. No 19 off		NED	18	RECKERS Rob	45:54	Sub. No 5 off		GBR	8	MANTELL Simon
18:32	Sub. No 14 off		NED	11	DOCHERTY Laurence	46:30	Minor Injury		NED	6	BOERMA Thomas
19:08	Sub. No 12 off		GBR	10	DALY Matt	46:32	Sub. No 10 off		NED	7	van der WEIDE Sander
19:12	Sub. No 4 off		GBR	5	ALEXANDER Richard	46:37	Sub. No 18 off		NED	9	WEUSTHOF Roderick
19:39	Sub. No 6 off		NED	7	van der WEIDE Sander	48:56	PC		NED		
19:55	Sub. No 18 off		GBR	13	MOORE Rob	49:52	Shot PC Save		NED	9	WEUSTHOF Roderick
20:04	Sub. No 9 off		GBR	8	MANTELL Simon	49:58	Sub. No 10 off		GBR	20	TINDALL James

22:04	Sub. No 20 off	<u>NED</u>	8	<u>BROUWER Ronald</u>	50:21	PC	<u>GBR</u>		
22:51	PC	<u>GBR</u>			51:15	Shot PC GK save	<u>GBR</u>	6	<u>MANTELL Richard</u>
23:52	Shot PC Miss	<u>GBR</u>	6	<u>MANTELL Richard</u>	51:20	Sub. No 11 off	<u>NED</u>	23	<u>HOYNG Timme</u>
24:06	Sub. No 14 off	<u>GBR</u>	24	<u>MARSDEN Ben</u>	52:03	Sub. No 8 off	<u>NED</u>	20	<u>HERTZBERGER Jeroen</u>
24:10	Sub. No 5 off	<u>NED</u>	12	<u>DELMEE Jeroen</u>	52:19	Sub. No 9 off	<u>GBR</u>	12	<u>CLARKE Jonty</u>
24:27	Sub. No 23 off	<u>NED</u>	14	<u>de NOOIJER Teun</u>	52:33	Sub. No 18 off	<u>GBR</u>	13	<u>MOORE Rob</u>
24:59	Green Card	<u>NED</u>	7	<u>van der WEIDE Sander</u>	52:58	Shot Miss	<u>GBR</u>	24	<u>MARSDEN Ben</u>
25:03	Sub. No 20 off	<u>GBR</u>	12	<u>CLARKE Jonty</u>	53:21	Sub. No 8 off	<u>GBR</u>	5	<u>ALEXANDER Richard</u>
25:08	Sub. No 5 off	<u>GBR</u>	18	<u>MIDDLETON Barry</u>	54:02	Shot Miss	<u>GBR</u>	13	<u>MOORE Rob</u>
25:12	Sub. No 7 off	<u>GBR</u>	4	<u>KIRKHAM Glenn</u>	55:03	Sub. No 20 off	<u>GBR</u>	10	<u>DALY Matt</u>
25:46	Sub. No 8 off	<u>GBR</u>	9	<u>DICK Stephen</u>	55:07	Sub. No 12 off	<u>NED</u>	10	<u>TAEKEMA Taeke</u>
26:34	Shot Miss	<u>NED</u>	24	<u>van der HORST Robert</u>	55:12	Sub. No 7 off	<u>GBR</u>	18	<u>MIDDLETON Barry</u>
27:43	Sub. No 10 off	<u>GBR</u>	5	<u>ALEXANDER Richard</u>	55:52	Sub. No 24 off	<u>GBR</u>	14	<u>HAWES Ben</u>
27:55	Shot Miss	<u>NED</u>	8	<u>BROUWER Ronald</u>	56:58	Sub. No 12 off	<u>GBR</u>	8	<u>MANTELL Simon</u>
28:35	Sub. No 13 off	<u>GBR</u>	7	<u>JACKSON Ashley</u>	57:18	Shot GK save	<u>GBR</u>	13	<u>MOORE Rob</u>
28:46	Sub. No 9 off	<u>NED</u>	19	<u>BROUWER Matthijs</u>	57:39	Sub. No 14 off	<u>NED</u>	5	<u>DERIKX Rob</u>
28:50	Serious Injury	<u>NED</u>	8	<u>BROUWER Ronald</u>	57:57	Sub. No 5 off	<u>GBR</u>	9	<u>DICK Stephen</u>
28:54	Sub. No 8 off	<u>NED</u>	20	<u>HERTZBERGER Jeroen</u>	58:29	Sub. No 19 off	<u>NED</u>	8	<u>BROUWER Ronald</u>
30:47	Sub. No 12 off	<u>GBR</u>	20	<u>TINDALL James</u>	59:13	Sub. No 20 off	<u>NED</u>	18	<u>RECKERS Rob</u>
33:31	Sub. No 5 off	<u>GBR</u>	8	<u>MANTELL Simon</u>	60:08	Sub. No 10 off	<u>GBR</u>	20	<u>TINDALL James</u>
33:34	Sub. No 9 off	<u>GBR</u>	12	<u>CLARKE Jonty</u>	60:35	Yellow Card	<u>NED</u>	7	<u>van der WEIDE Sander</u>
					60:40	Sub. No 4 off	<u>GBR</u>	7	<u>JACKSON Ashley</u>
					61:38	Sub. No 8 off	<u>GBR</u>	12	<u>CLARKE Jonty</u>
					61:49	Sub. No 5 off	<u>NED</u>	12	<u>DELMEE Jeroen</u>
					61:59	Yellow Card	<u>GBR</u>	20	<u>TINDALL James</u>
					62:00	PC	<u>NED</u>		
					62:12	Minor Injury	<u>NED</u>	23	<u>HOYNG Timme</u>
					62:13	Shot PC Goal	1-0 <u>NED</u>	10	<u>TAEKEMA Taeke</u>
					62:34	Sub. No 9 off	<u>NED</u>	14	<u>de NOOIJER Teun</u>
					62:43	Sub. No 23 off	<u>NED</u>	11	<u>DOCHERTY Laurence</u>
					63:05	Shot GK save	<u>NED</u>	8	<u>BROUWER Ronald</u>
					63:27	Shot Miss	<u>NED</u>	18	<u>RECKERS Rob</u>
					64:22	PC	<u>NED</u>		
					65:19	Shot PC GK save	<u>NED</u>	10	<u>TAEKEMA Taeke</u>
					65:36	Suspension Ends	<u>NED</u>	7	<u>van der WEIDE Sander</u>
					65:45	Sub. No 9 off	<u>GBR</u>	10	<u>DALY Matt</u>
					65:53	Sub. No 18 off	<u>NED</u>	19	<u>BROUWER Matthijs</u>
					66:35	Sub. No 7 off	<u>NED</u>	9	<u>WEUSTHOF Roderick</u>
					66:39	Sub. No 13 off	<u>GBR</u>	4	<u>KIRKHAM Glenn</u>
					68:31	Sub. No 12 off	<u>GBR</u>	8	<u>MANTELL Simon</u>
					68:35	Sub. No 8 off	<u>NED</u>	23	<u>HOYNG Timme</u>
					69:45	Suspension Ends	<u>GBR</u>	20	<u>TINDALL James</u>

Pool MB Standings

Rank	Teams	P	W	D	L	GF	GA	GD	Pts
1	<u>AUS</u>	2	2	0	0	16	1	+15	6
2	<u>NED</u>	2	2	0	0	6	0	+6	6
3	<u>GBR</u>	2	1	0	1	4	3	+1	3
4	<u>PAK</u>	2	1	0	1	5	5	0	3
5	<u>CAN</u>	2	0	0	2	2	9	-7	0
6	<u>RSA</u>	2	0	0	2	0	15	-15	0

Pool MB Next Round Matches

Teams	Date	Time
<u>NED vs CAN</u>	15 AUG 2008	10:30
<u>PAK vs AUS</u>	15 AUG 2008	18:30
<u>RSA vs GBR</u>	15 AUG 2008	21:00

Legend

AET - After Extra Time
G - Green Card
GF - Goals For
PC - Penalty Corner

D - Matches Drawn
GA - Goals Against
L - Matches Lost
PS - Penalty Stroke

FG - Field Goal
GD - Goals Difference
P - Matches Played
PSC - Penalty Stroke Competition

Pts - Points
W - Matches Won
(C) - Captain

R - Red Card
Y - Yellow Card
(GK) - Goalkeeper

S - Suspended
% - Conversion Percentage

22:26:53 13 AUG 2008
HOM400B06_C69 1.0



MATCH REPORT

比赛报告 / BILAN DU MATCH

Date: **FRI 15 AUG 2008** Time: **10:30** Pool: **MB** Venue: **Olympic Green Hockey Stadium** Pitch: **1** Match No.: **M14**

Result

NED-Netherlands

Full Time	4 - 2
Halftime	3 - 1

CAN-Canada

Time on	Shirt No.	Name	▼ Green	■ Yellow	● Red
X	1	VOGELS Guus (GK)			
X	3	DERIKX Geert-Jan			
19	5	DERIKX Rob			
X	6	BOERMA Thomas			
14	7	van der WEIDE Sander	35		
X	8	BROUWER Ronald			
8	9	WEUSTHOF Roderick			
X	10	TAEKEMA Taeke	6		
X	11	DOCHERTY Laurence			
X	12	DELMEE Jeroen (C)			
X	14	de NOOIJER Teun			
X	18	RECKERS Rob			
X	19	BROUWER Matthijs			
8	20	HERTZBERGER Jeroen			
8	23	HOYNG Timme			
X	24	van der HORST Robert			
Coach		OLTMANS Roelant			

Time on	Shirt No.	Name	▼ Green	■ Yellow	● Red
X	2	MAHOOD Michael (GK)			
9	3	WRIGHT Anthony		56	
X	4	TUPPER Scott			
X	6	SCHOLE Marian			
X	9	PEREIRA Ken	27		
X	10	FERNANDES Wayne			
X	11	SHORT Peter			
X	13	SHORT Robert (C)			
X	16	SANDISON Scott	42		
X	17	GRIMES Connor			
X	18	WETTLAUFER Paul			
18	19	PEARSON Mark			
9	20	DEOL Ranjeev			
9	21	KAHLON Ravinder			
X	23	KULLAR Bindi			
10	24	SINGH Sukhwinder			
Coach		MENDONCA Louis			

Team Manager	Signature
van MAASAKKER Robert	
Umpire	Signature
GRIME Murray (AUS)	
Judge	Signature
HARRIS Willard (TRI)	
Technical Officer	Signature
ISBERG Bjorn (SWE)	

Team Manager	Signature
DUBE Ajay	
Umpire	Signature
CHEN Dekang (CHN)	
Judge	Signature
RENAUD Alain (FRA)	
Reserve Umpire	Signature
SINGH Amarjit (MAS)	

Team	Minute	Shirt No.	Action	Score
NED	4	10	PC	1 - 0
NED	8	10	PS	2 - 0
CAN	12	20	FG	2 - 1
NED	33	10	PC	3 - 1
NED	49	9	PC	4 - 1

Team	Minute	Shirt No.	Action	Score
CAN	64	21	FG	4 - 2

Team	Minute	Shirt No.	Action	Score

Remarks

Tournament Director -

READ Ken (AUS)

Legend: (C) Captain (GK) Goalkeeper X Starting Player

Match Highlights



MEN'S POOL MB MATCH M14

Olympic Green Hockey Stadium / FRI 15 AUG 2008 / START TIME: 10:30

NED - Netherlands		Final Score		CAN - Canada	
		4-2			

Match No.: M14 **Time:** 10:30 **Weather Conditions:** Cloudy, 26C, Humidity 80%

Umpires: GRIME Murray(AUS) ; CHEN Dekang(CHN)
Reserve Umpire: SINGH Amarjit(MAS)

Match Statistics

NED		Goals / Shots					Cards			CAN		Goals / Shots					Cards		
Coach: OLTMANS Roelant	Total	%	FG	PC	PS	G	Y	R	Coach: MENDONCA Louis	Total	%	FG	PC	PS	G	Y	R		
1 VOGELS Guus (GK)									2 MAHOOD Michael (GK)										
3 DERIKX Geert-Jan									3 WRIGHT Anthony								1		
5 DERIKX Rob									4 TUPPER Scott	0/1	0		0/1						
6 BOERMA Thomas									6 SCHOLE Marian										
7 van der WEIDE Sander							1		9 PEREIRA Ken								1		
8 BROUWER Ronald	0/3	0	0/3						10 FERNANDES Wayne	0/1	0		0/1						
9 WEUSTHOF Roderick	1/6	16	0/3	1/3					11 SHORT Peter										
10 TAEKEMA Taeke	3/7	42		2/6	1/1	1			13 SHORT Robert (C)										
11 DOCHERTY Laurence									16 SANDISON Scott								1		
12 DELMEE Jeroen (C)	0/1	0	0/1						17 GRIMES Connor	0/1	0	0/1							
14 de NOOIJER Teun	0/2	0	0/2						18 WETTLAUFER Paul										
18 RECKERS Rob									19 PEARSON Mark										
19 BROUWER Matthijs	0/1	0	0/1						20 DEOL Ranjeev	1/2	50	1/2							
20 HERTZBERGER Jeroen	0/2	0	0/2						21 KAHLON Ravinder	1/2	50	1/2							
23 HOYNG Timme									23 KULLAR Bindi										
24 van der HORST Robert	0/1	0	0/1						24 SINGH Sukhwinder										
Totals:	4/23	17	0/13	3/9	1/1	2			Totals:	2/7	28	2/5	0/2		2	1			

Play By Play

Time	Action	Score	Team	No.	Player	Time	Action	Score	Team	No.	Player
First Half						Second Half					
03:04	PC		NED			35:00	Sub. No 19 off		CAN	11	SHORT Peter
03:59	Shot PC Goal	1-0	NED	10	TAEKEMA Taeke	36:21	Sub. No 7 off		NED	6	BOERMA Thomas
05:51	Green Card		NED	10	TAEKEMA Taeke	37:11	Shot GK save		NED	24	van der HORST Robert
06:18	PC		NED			39:03	Sub. No 10 off		CAN	3	WRIGHT Anthony
07:02	Shot PC Save		NED	10	TAEKEMA Taeke	41:50	Green Card		CAN	16	SANDISON Scott
07:15	Shot PS Goal	2-0	NED	10	TAEKEMA Taeke	42:03	Sub. No 11 off		CAN	24	SINGH Sukhwinder
07:30	Sub. No 18 off		NED	9	WEUSTHOF Roderick	42:25	PC		NED		
07:32	Sub. No 19 off		NED	20	HERTZBERGER Jeroen	43:24	Shot PC Save		NED	10	TAEKEMA Taeke
07:48	Sub. No 11 off		NED	23	HOYNG Timme	43:53	Serious Injury		NED	10	TAEKEMA Taeke
08:31	Sub. No 23 off		CAN	21	KAHLON Ravinder	44:03	Sub. No 23 off		CAN	21	KAHLON Ravinder
08:35	Sub. No 11 off		CAN	20	DEOL Ranjeev	44:17	Sub. No 11 off		NED	23	HOYNG Timme
08:55	Sub. No 10 off		CAN	3	WRIGHT Anthony	44:20	Sub. No 10 off		NED	9	WEUSTHOF Roderick
09:51	Sub. No 17 off		CAN	24	SINGH Sukhwinder	44:22	Sub. No 17 off		CAN	20	DEOL Ranjeev
11:14	Shot Goal	2-1	CAN	20	DEOL Ranjeev	45:15	Sub. No 8 off		NED	20	HERTZBERGER Jeroen
12:17	Shot GK save		NED	20	HERTZBERGER Jeroen	45:42	Shot GK save		NED	9	WEUSTHOF Roderick
12:28	Sub. No 6 off		CAN	11	SHORT Peter	45:45	PC		NED		
13:14	Sub. No 3 off		NED	7	van der WEIDE Sander	46:13	Shot PC GK save		NED	9	WEUSTHOF Roderick
13:19	Sub. No 8 off		NED	19	BROUWER Matthijs	46:23	Sub. No 19 off		NED	7	van der WEIDE Sander
14:30	Minor Injury		CAN	20	DEOL Ranjeev	46:27	Sub. No 6 off		CAN	11	SHORT Peter
16:20	Sub. No 21 off		CAN	17	GRIMES Connor	46:43	Sub. No 21 off		CAN	23	KULLAR Bindi
16:51	PC		NED			48:09	PC		NED		
17:50	Shot PC GK save		NED	10	TAEKEMA Taeke	48:55	Shot PC Goal	4-1	NED	9	WEUSTHOF Roderick
17:57	Sub. No 20 off		CAN	19	PEARSON Mark	50:21	PC		NED		
18:00	Sub. No 24 off		CAN	23	KULLAR Bindi	51:01	Shot PC Save		NED	9	WEUSTHOF Roderick

18:04	Sub. No 16 off	CAN	10	FERNANDES Wayne	51:41	Sub. No 6 off	NED	10	TAEKEMA Taeke
18:10	Sub. No 12 off	NED	5	DERIKX Rob	52:24	Sub. No 14 off	NED	5	DERIKX Rob
19:53	Sub. No 10 off	NED	3	DERIKX Geert-Jan	53:51	Shot Miss	NED	9	WEUSTHOF Roderick
21:38	Shot Miss	CAN	17	GRIMES Connor	55:35	Sub. No 20 off	CAN	19	PEARSON Mark
21:52	Sub. No 20 off	NED	8	BROUWER Ronald	55:38	PC	NED		
22:53	Sub. No 14 off	NED	11	DOCHERTY Laurence	55:56	Shot PC GK save	NED	10	TAEKEMA Taeke
24:26	Sub. No 19 off	CAN	24	SINGH Sukhwinder	56:00	Yellow Card	CAN	3	WRIGHT Anthony
25:00	Sub. No 6 off	NED	10	TAEKEMA Taeke	56:05	Sub. No 24 off	CAN	17	GRIMES Connor
25:03	Shot GK save	NED	9	WEUSTHOF Roderick	56:09	Sub. No 9 off	NED	19	BROUWER Matthijs
25:19	Shot GK save	NED	19	BROUWER Matthijs	58:37	Shot GK save	NED	20	HERTZBERGER Jeroen
25:35	Sub. No 23 off	CAN	21	KAHLON Ravinder	59:57	Sub. No 23 off	NED	14	de NOOIJER Teun
25:50	Shot Miss	NED	8	BROUWER Ronald	60:00	Sub. No 16 off	CAN	10	FERNANDES Wayne
25:58	Sub. No 17 off	CAN	20	DEOL Ranjeev	60:05	Sub. No 11 off	CAN	6	SCHOLE Marian
26:01	Sub. No 11 off	CAN	6	SCHOLE Marian	60:11	Sub. No 18 off	NED	8	BROUWER Ronald
26:04	Sub. No 9 off	NED	18	RECKERS Rob	61:06	Sub. No 19 off	CAN	20	DEOL Ranjeev
26:29	Green Card	CAN	9	PEREIRA Ken	61:41	Sub. No 17 off	CAN	24	SINGH Sukhwinder
27:39	Minor Injury	NED	19	BROUWER Matthijs	62:14	Sub. No 5 off	NED	11	DOCHERTY Laurence
27:50	Sub. No 3 off	CAN	16	SANDISON Scott	62:25	Suspension Ends	CAN	3	WRIGHT Anthony
27:59	Sub. No 23 off	NED	14	de NOOIJER Teun	63:09	Sub. No 12 off	NED	6	BOERMA Thomas
28:56	Shot Save	CAN	21	KAHLON Ravinder	63:20	Sub. No 3 off	CAN	21	KAHLON Ravinder
29:03	PC	CAN			63:30	Minor Injury	CAN	9	PEREIRA Ken
29:59	PC No Shot	CAN	4	TUPPER Scott	63:47	Shot GK save	CAN	20	DEOL Ranjeev
30:02	PC	CAN			63:58	Shot Goal	4-2 CAN	21	KAHLON Ravinder
30:28	Shot PC Miss	CAN	10	FERNANDES Wayne	65:30	Shot GK save	NED	8	BROUWER Ronald
31:04	Sub. No 20 off	CAN	19	PEARSON Mark	66:53	Shot GK save	NED	8	BROUWER Ronald
31:09	Sub. No 21 off	CAN	17	GRIMES Connor	67:11	Shot Miss	NED	14	de NOOIJER Teun
31:25	Sub. No 5 off	NED	12	DELMEE Jeroen	69:25	Sub. No 10 off	CAN	16	SANDISON Scott
31:48	Sub. No 24 off	CAN	23	KULLAR Bindi	69:38	Shot Miss	NED	14	de NOOIJER Teun
31:52	PC	NED							
32:34	Shot PC Goal	3-1 NED	10	TAEKEMA Taeke					
33:38	Shot Save	NED	12	DELMEE Jeroen					
34:59	Green Card	NED	7	van der WEIDE Sander					

Pool MB Standings

Rank	Teams	P	W	D	L	GF	GA	GD	Pts
1	NED	3	3	0	0	10	2	+8	9
2	AUS	2	2	0	0	16	1	+15	6
3	GBR	2	1	0	1	4	3	+1	3
4	PAK	2	1	0	1	5	5	0	3
5	CAN	3	0	0	3	4	13	-9	0
6	RSA	2	0	0	2	0	15	-15	0

Pool MB Next Round Matches

Teams	Date	Time
PAK vs AUS	15 AUG 2008	18:30
RSA vs GBR	15 AUG 2008	21:00
GBR vs CAN	17 AUG 2008	08:30
PAK vs RSA	17 AUG 2008	18:00
AUS vs NED	17 AUG 2008	20:30

Legend

AET - After Extra Time
G - Green Card
GF - Goals For
PC - Penalty Corner
Pts - Points
W - Matches Won
(C) - Captain

D - Matches Drawn
GA - Goals Against
L - Matches Lost
PS - Penalty Stroke
R - Red Card
Y - Yellow Card
(GK) - Goalkeeper

FG - Field Goal
GD - Goals Difference
P - Matches Played
PSC - Penalty Stroke Competition
S - Suspended
% - Conversion Percentage



MATCH REPORT

比赛报告 / BILAN DU MATCH

Date: **FRI 15 AUG 2008** Time: **18:30** Pool: **MB** Venue: **Olympic Green Hockey Stadium** Pitch: **1** Match No.: **M17**

Result

PAK-Pakistan

Full Time	1 - 3
Halftime	1 - 1

AUS-Australia

Time on	Shirt No.	Name	▼ Green	■ Yellow	● Red
	1	AKBAR Salman (GK)			
X	2	ASHRAF Zeeshan (C)			
X	3	IMRAN Muhammad			
X	4	JAVED Muhammad			
X	5	SAQLAIN Muhammad	34	67	
X	6	RANA Muhammad Asif			
X	7	WAQAS Muhammad		17	
30	8	AKBAR Waqas		68	
X	9	ABBASI Shakeel			
X	10	BUTT Rehan			
27	11	BILGRAMI Syed Abbas Haider			
X	12	AHMED Nasir (GK)			
53	13	WARSI Syed Imran Ali			
X	14	MAQSOOD Adnan			
48	15	ZUBAIR Muhammad			
X	16	RASOOL Shafqat	X		
Coach		NAVEED Alam			

Time on	Shirt No.	Name	▼ Green	■ Yellow	● Red
X	1	DWYER Jamie			
14	2	DE YOUNG Liam			
X	6	HAMMOND Rob	26		
X	9	KNOWLES Mark			
X	11	OCKENDEN Eddie			
X	12	GUEST David			
18	13	DOERNER Luke			
14	14	SCHUBERT Grant			
X	15	GEORGE Bevan (C)			
X	18	LAMBERT Stephen (GK)			
X	19	MATHESON Eli			
X	23	WELLS Matthew			
14	24	BROOKS Travis			
22	28	BROWN Kiel			
X	31	KAVANAGH Fergus			
X	32	ABBOTT Des			
Coach		DANCER Barry			

Team Manager Signature: ZAKAUDDIN
Umpire Signature: EHLERS Henrik (DEN)
Judge Signature: HARRIS Willard (TRI)
Technical Officer Signature: DEVADAS Mathavan (SIN)

Team Manager Signature: BIRSE Peter
Umpire Signature: SIMMONDS Gary (RSA)
Judge Signature: YOU Suolong (CHN)
Reserve Umpire Signature: SINGH Amarjit (MAS)

Team	Minute	Shirt No.	Action	Score
PAK	16	9	FG	1 - 0
AUS	20	14	FG	1 - 1
AUS	41	1	PC	1 - 2
AUS	59	24	FG	1 - 3

Team	Minute	Shirt No.	Action	Score

Team	Minute	Shirt No.	Action	Score

Remarks

Tournament Director - READ Ken (AUS)

Legend: (C) Captain (GK) Goalkeeper X Starting Player

Match Highlights



MEN'S POOL MB MATCH M17

Olympic Green Hockey Stadium / FRI 15 AUG 2008 / START TIME: 18:30

PAK - Pakistan		Final Score		AUS - Australia	
		1-3			
Match No.:	M17	Time:	18:30	Weather Conditions:	Sunny, 26C, Humidity 55%
Umpires:	EHLERS Henrik(DEN) ; SIMMONDS Gary(RSA)				
Reserve Umpire:	SINGH Amarjit(MAS)				

Match Statistics

PAK		Goals / Shots					Cards		AUS		Goals / Shots					Cards			
Coach: NAVEED Alam		Total	%	FG	PC	PS	G	Y	R	Coach: DANCER Barry		Total	%	FG	PC	PS	G	Y	R
1	AKBAR Salman (GK)									1	DWYER Jamie	1/6	16	0/5	1/1				
2	ASHRAF Zeeshan (C)									2	DE YOUNG Liam								
3	IMRAN Muhammad									6	HAMMOND Rob								1
4	JAVED Muhammad									9	KNOWLES Mark								
5	SAQLAIN Muhammad						1	1		11	OCKENDEN Eddie								
6	RANA Muhammad Asif									12	GUEST David	0/1	0		0/1				
7	WAQAS Muhammad							1		13	DOERNER Luke	0/1	0		0/1				
8	AKBAR Waqas							1		14	SCHUBERT Grant	1/2	50	1/2					
9	ABBASI Shakeel	1/3	33	1/3						15	GEORGE Bevan (C)								
10	BUTT Rehan	0/1	0		0/1					18	LAMBERT Stephen (GK)								
11	BILGRAMI Syed Abbas Haider									19	MATHESON Eli	0/1	0	0/1					
12	AHMED Nasir (GK)									23	WELLS Matthew	0/1	0		0/1				
13	WARSI Syed Imran Ali									24	BROOKS Travis	1/1	100	1/1					
14	MAQSOOD Adnan									28	BROWN Kiel								
15	ZUBAIR Muhammad									31	KAVANAGH Fergus								
16	RASOOL Shafqat	0/2	0	0/2						32	ABBOTT Des								
Totals:		1/6	16	1/5	0/1		1	3		Totals:	3/13	23	2/9	1/4			1		

Play By Play

Time	Action	Score	Team	No.	Player	Time	Action	Score	Team	No.	Player
First Half						Second Half					
06:25	PC		AUS			35:12	Sub. No 7 off		PAK	10	BUTT Rehan
07:10	Shot PC Miss		AUS	23	WELLS Matthew	35:33	Sub. No 2 off		AUS	9	KNOWLES Mark
11:04	Shot GK save		AUS	1	DWYER Jamie	35:37	Sub. No 13 off		AUS	14	SCHUBERT Grant
13:09	Sub. No 32 off		AUS	14	SCHUBERT Grant	35:40	Sub. No 19 off		AUS	23	WELLS Matthew
13:40	Minor Injury		AUS	6	HAMMOND Rob	35:44	Sub. No 28 off		AUS	24	BROOKS Travis
13:56	Sub. No 31 off		AUS	2	DE YOUNG Liam	35:48	Sub. No 32 off		AUS	31	KAVANAGH Fergus
13:58	Sub. No 19 off		AUS	24	BROOKS Travis	36:07	Shot GK save		AUS	1	DWYER Jamie
15:36	Shot Goal	1-0	PAK	9	ABBASI Shakeel	39:41	PC		AUS		
16:34	Yellow Card		PAK	7	WAQAS Muhammad	40:36	Shot PC Goal	1-2	AUS	1	DWYER Jamie
17:50	Sub. No 23 off		AUS	13	DOERNER Luke	41:31	Serious Injury		PAK	9	ABBASI Shakeel
19:36	Shot Goal	1-1	AUS	14	SCHUBERT Grant	42:00	Sub. No 9 off		PAK	7	WAQAS Muhammad
19:50	Sub. No 1 off		AUS	31	KAVANAGH Fergus	43:40	Shot GK save		AUS	1	DWYER Jamie
19:53	Sub. No 11 off		AUS	19	MATHESON Eli	43:54	Shot Miss		AUS	14	SCHUBERT Grant
21:51	Sub. No 12 off		AUS	28	BROWN Kiel	44:16	Sub. No 1 off		AUS	2	DE YOUNG Liam
25:10	Sub. No 24 off		AUS	32	ABBOTT Des	45:18	Sub. No 11 off		AUS	19	MATHESON Eli
25:55	Green Card		AUS	6	HAMMOND Rob	45:22	Sub. No 8 off		PAK	9	ABBASI Shakeel
25:55	Sub. No 31 off		AUS	1	DWYER Jamie	46:10	Shot Save		PAK	9	ABBASI Shakeel
25:57	Sub. No 9 off		AUS	12	GUEST David	46:38	Sub. No 6 off		AUS	28	BROWN Kiel
26:37	Sub. No 16 off		PAK	11	BILGRAMI Syed Abbas Haider	47:02	PC		AUS		
27:27	Suspension Ends		PAK	7	WAQAS Muhammad	47:30	PC No Shot		AUS	12	GUEST David
28:58	Shot Miss		AUS	1	DWYER Jamie	47:50	Sub. No 11 off		PAK	15	ZUBAIR Muhammad
29:08	Sub. No 10 off		PAK	8	AKBAR Waqas	48:18	Sub. No 31 off		AUS	1	DWYER Jamie
29:42	Sub. No 14 off		AUS	11	OCKENDEN Eddie	49:36	Sub. No 14 off		AUS	32	ABBOTT Des
33:50	Green Card		PAK	5	SAQLAIN Muhammad	50:12	Sub. No 24 off		AUS	11	OCKENDEN Eddie
						52:03	Sub. No 4 off		PAK	13	WARSI Syed Imran Ali
						53:15	Shot Miss		PAK	9	ABBASI Shakeel

53:27	Sub. No 2 off	AUS	31	KAVANAGH Fergus
53:33	Sub. No 15 off	PAK	16	RASOOL Shafqat
53:58	Sub. No 12 off	AUS	6	HAMMOND Rob
54:05	Sub. No 19 off	AUS	24	BROOKS Travis
54:10	Shot Miss	PAK	16	RASOOL Shafqat
55:10	Sub. No 23 off	AUS	13	DOERNER Luke
56:52	PC	AUS		
57:41	Shot PC Miss	AUS	13	DOERNER Luke
58:57	Shot Goal	1-3 AUS	24	BROOKS Travis
59:16	Sub. No 13 off	PAK	4	JAVED Muhammad
60:09	Shot GK save	PAK	16	RASOOL Shafqat
60:20	Sub. No 31 off	AUS	2	DE YOUNG Liam
61:23	Sub. No 15 off	AUS	23	WELLS Matthew
62:15	Sub. No 11 off	AUS	19	MATHESON Eli
62:48	Sub. No 32 off	AUS	14	SCHUBERT Grant
62:50	Shot Miss	AUS	1	DWYER Jamie
63:51	Sub. No 1 off	AUS	31	KAVANAGH Fergus
65:17	Sub. No 7 off	PAK	8	AKBAR Waqas
65:53	Sub. No 14 off	PAK	15	ZUBAIR Muhammad
66:24	PC	PAK		
66:51	Yellow Card	PAK	5	SAQLAIN Muhammad
67:06	PC No Shot	PAK	10	BUTT Rehan
67:39	Sub. No 24 off	AUS	15	GEORGE Bevan
67:48	Sub. No 13 off	AUS	24	BROOKS Travis
67:59	Sub. No 16 off	PAK	14	MAQSOOD Adnan
67:59	Yellow Card	PAK	8	AKBAR Waqas
69:04	Shot Miss	AUS	19	MATHESON Eli
69:20	Sub. No 9 off	AUS	12	GUEST David
70:00	Suspension Ends	PAK	8	AKBAR Waqas
70:00	Suspension Ends	PAK	5	SAQLAIN Muhammad

Pool MB Standings

Rank	Teams	P	W	D	L	GF	GA	GD	Pts
1	AUS	3	3	0	0	19	2	+17	9
2	NED	3	3	0	0	10	2	+8	9
3	GBR	2	1	0	1	4	3	+1	3
4	PAK	3	1	0	2	6	8	-2	3
5	CAN	3	0	0	3	4	13	-9	0
6	RSA	2	0	0	2	0	15	-15	0

Pool MB Next Round Matches

Teams	Date	Time
RSA vs GBR	15 AUG 2008	21:00
GBR vs CAN	17 AUG 2008	08:30
PAK vs RSA	17 AUG 2008	18:00
AUS vs NED	17 AUG 2008	20:30

Legend

AET - After Extra Time	D - Matches Drawn	FG - Field Goal
G - Green Card	GA - Goals Against	GD - Goals Difference
GF - Goals For	L - Matches Lost	P - Matches Played
PC - Penalty Corner	PS - Penalty Stroke	PSC - Penalty Stroke Competition
Pts - Points	R - Red Card	S - Suspended
W - Matches Won	Y - Yellow Card	% - Conversion Percentage
(C) - Captain	(GK) - Goalkeeper	



MATCH REPORT

比赛报告 / BILAN DU MATCH

Date: **FRI 15 AUG 2008** Time: **21:00** Pool: **MB** Venue: **Olympic Green Hockey Stadium** Pitch: **1** Match No.: **M18**

Result

RSA-South Africa

Full Time	0 - 2
Halftime	0 - 1

GBR-Great Britain

Time on	Shirt No.	Name	▼ Green	■ Yellow	● Red
X	1	CRONJE Andrew			
X	2	SYMONS Ian			
X	5	SMITH Austin		12	
X	6	JACOBS Bruce (C)			
20	7	GALLAGHER Darryn			
9	8	HARPER Marvin			
9	9	SMITH Emile			
12	11	ABRAHAMS Clyde			
X	13	BLAKE Paul			
X	14	ROSE-INNES Eric			
X	16	BAM Marvin			
X	17	ABBOTT Geoffrey			
X	18	McDADE Thornton			
X	19	HIBBERT Christopher (GK)			
X	21	TSOLEKILE Lungile			
16	22	HAMMOND Thomas			
Coach		CLARK Gregg			

Time on	Shirt No.	Name	▼ Green	■ Yellow	● Red
X	1	McGREGOR Alistair (GK)			
X	4	KIRKHAM Glenn			
X	5	ALEXANDER Richard			
X	6	MANTELL Richard			
X	7	JACKSON Ashley	20		
X	8	MANTELL Simon			
9	9	DICK Stephen			
9	10	DALY Matt			
9	12	CLARKE Jonty			
9	13	MOORE Rob			
X	14	HAWES Ben (C)			
X	17	WILSON Alastair			
X	18	MIDDLETON Barry			
X	20	TINDALL James	32		
X	21	BLEBY Jon			
12	24	MARSDEN Ben			
Coach		LEE Jason			

Team Manager	Signature
YEATS Desmond	
Umpire	Signature
BLASCH Christian (GER)	
Judge	Signature
QUAYE-KUMAH Nii (GHA)	
Technical Officer	Signature
DOYER Wiert (NED)	

Team Manager	Signature
NICHOLSON Peter	
Umpire	Signature
TEN CATE Rob (NED)	
Judge	Signature
BUDEISKY Alberto (ARG)	
Reserve Umpire	Signature
ADELL Xavier (ESP)	

Team	Minute	Shirt No.	Action	Score
GBR	20	20	FG	0 - 1
GBR	66	10	FG	0 - 2

Team	Minute	Shirt No.	Action	Score

Team	Minute	Shirt No.	Action	Score

Remarks

Tournament Director - READ Ken (AUS)

Legend:	(C) Captain	(GK) Goalkeeper	X Starting Player
---------	-------------	-----------------	-------------------

Match Highlights



MEN'S POOL MB MATCH M18

Olympic Green Hockey Stadium / FRI 15 AUG 2008 / START TIME: 21:00

RSA - South Africa		Final Score		GBR - Great Britain	
		0-2			
Match No.:	M18	Time:	21:00	Weather Conditions:	Sunny, 26C, Humidity 55%
Umpires:	BLASCH Christian(GER) ; TEN CATE Rob(NED)				
Reserve Umpire:	ADELL Xavier(ESP)				

Match Statistics

RSA		Goals / Shots					Cards		GBR		Goals / Shots					Cards			
Coach: CLARK Gregg		Total	%	FG	PC	PS	G	Y	R	Coach: LEE Jason		Total	%	FG	PC	PS	G	Y	R
1	CRONJE Andrew									1	McGREGOR Alistair (GK)								
2	SYMONS Ian										4	KIRKHAM Glenn							
5	SMITH Austin								1		5	ALEXANDER Richard							
6	JACOBS Bruce (C)										6	MANTELL Richard	0/2	0		0/2			
7	GALLAGHER Darryn										7	JACKSON Ashley	0/3	0		0/3			1
8	HARPER Marvin										8	MANTELL Simon							
9	SMITH Emile	0/1	0	0/1							9	DICK Stephen							
11	ABRAHAMS Clyde										10	DALY Matt	1/1	100		1/1			
13	BLAKE Paul										12	CLARKE Jonty							
14	ROSE-INNES Eric										13	MOORE Rob	0/1	0		0/1			
16	BAM Marvin										14	HAWES Ben (C)	0/1	0		0/1			
17	ABBOTT Geoffrey	0/1	0	0/1							17	WILSON Alastair							
18	McDADE Thornton	0/1	0	0/1							18	MIDDLETON Barry	0/1	0		0/1			
19	HIBBERT Christopher (GK)										20	TINDALL James	1/2	50		1/2			1
21	TSOLEKILE Lungile										21	BLEBY Jon							
22	HAMMOND Thomas										24	MARSDEN Ben							
Totals:		0/3	0	0/3					1	Totals:		2/11	18	2/6	0/5				2

Play By Play

Time	Action	Score	Team	No.	Player	Time	Action	Score	Team	No.	Player
First Half						Second Half					
02:54	Shot GK save		GBR	14	HAWES Ben	36:19	Sub. No 9 off		RSA	18	McDADE Thornton
07:02	PC		GBR			36:50	Sub. No 7 off		RSA	16	BAM Marvin
08:05	Shot PC GK save		GBR	7	JACKSON Ashley	36:50	Sub. No 11 off		RSA	13	BLAKE Paul
08:16	Shot PC Miss		GBR	7	JACKSON Ashley	36:50	Sub. No 8 off		GBR	7	JACKSON Ashley
08:24	Sub. No 17 off		RSA	8	HARPER Marvin	36:50	Sub. No 9 off		GBR	10	DALY Matt
08:29	Sub. No 8 off		GBR	10	DALY Matt	36:50	Sub. No 13 off		GBR	12	CLARKE Jonty
08:32	Sub. No 20 off		GBR	12	CLARKE Jonty	36:50	Sub. No 17 off		GBR	24	MARSDEN Ben
08:35	Sub. No 5 off		GBR	9	DICK Stephen	37:25	Shot Miss		GBR	18	MIDDLETON Barry
08:38	Sub. No 7 off		GBR	13	MOORE Rob	38:35	Shot Miss		RSA	17	ABBOTT Geoffrey
08:50	Sub. No 21 off		RSA	9	SMITH Emile	39:39	Sub. No 5 off		GBR	9	DICK Stephen
08:56	Minor Injury		RSA	19	HIBBERT Christopher	39:46	Sub. No 12 off		GBR	8	MANTELL Simon
10:49	Shot GK save		RSA	18	McDADE Thornton	40:41	Sub. No 10 off		GBR	20	TINDALL James
11:43	Sub. No 18 off		RSA	11	ABRAHAMS Clyde	41:22	Sub. No 17 off		RSA	9	SMITH Emile
11:48	Sub. No 17 off		GBR	24	MARSDEN Ben	41:38	PC		GBR		
11:50	Minor Injury		GBR	1	McGREGOR Alistair	42:39	Shot PC Save		GBR	6	MANTELL Richard
11:55	Yellow Card		RSA	5	SMITH Austin	42:43	Sub. No 21 off		RSA	8	HARPER Marvin
13:55	Sub. No 9 off		GBR	7	JACKSON Ashley	43:43	Sub. No 2 off		RSA	11	ABRAHAMS Clyde
14:37	PC		GBR			44:57	PC		GBR		
15:00	Shot PC GK save		GBR	6	MANTELL Richard	45:53	Shot PC Save		GBR	7	JACKSON Ashley
15:07	Sub. No 8 off		RSA	21	TSOLEKILE Lungile	45:58	Sub. No 18 off		RSA	21	TSOLEKILE Lungile
15:19	Sub. No 2 off		RSA	22	HAMMOND Thomas	46:12	Sub. No 5 off		RSA	22	HAMMOND Thomas
16:45	Sub. No 12 off		GBR	8	MANTELL Simon	46:15	Sub. No 9 off		GBR	10	DALY Matt
16:50	Sub. No 10 off		GBR	20	TINDALL James	46:19	Sub. No 7 off		GBR	13	MOORE Rob
17:26	Suspension Ends		RSA	5	SMITH Austin	46:28	Sub. No 8 off		GBR	12	CLARKE Jonty
17:45	Sub. No 21 off		RSA	17	ABBOTT Geoffrey	46:41	Sub. No 14 off		GBR	17	WILSON Alastair
18:09	Sub. No 9 off		RSA	21	TSOLEKILE Lungile	47:36	Sub. No 6 off		RSA	7	GALLAGHER Darryn
18:34	Sub. No 18 off		GBR	9	DICK Stephen	49:16	Minor Injury		GBR	18	MIDDLETON Barry
18:36	Sub. No 4 off		GBR	5	ALEXANDER Richard	48:58	Sub. No 8 off		RSA	17	ABBOTT Geoffrey
19:11	Shot Goal	0-1	GBR	20	TINDALL James	50:28	Sub. No 4 off		GBR	7	JACKSON Ashley
19:34	Sub. No 6 off		RSA	7	GALLAGHER Darryn	50:53	Sub. No 16 off		RSA	5	SMITH Austin

19:43	Green Card	GBR	7	JACKSON Ashley	51:40	Sub. No 20 off	GBR	5	ALEXANDER Richard
21:28	Sub. No 20 off	GBR	10	DALY Matt	52:52	Sub. No 17 off	RSA	18	McDADE Thornton
21:33	Sub. No 14 off	GBR	17	WILSON Alastair	53:11	Sub. No 13 off	RSA	2	SYMONS Ian
22:08	Sub. No 11 off	RSA	18	McDADE Thornton	53:16	Sub. No 12 off	GBR	9	DICK Stephen
22:12	Sub. No 1 off	RSA	2	SYMONS Ian	53:21	Sub. No 10 off	GBR	8	MANTELL Simon
23:35	Sub. No 8 off	GBR	12	CLARKE Jonty	53:46	Sub. No 21 off	RSA	8	HARPELL Marvin
24:16	Sub. No 17 off	RSA	8	HARPER Marvin	53:57	Sub. No 11 off	RSA	6	JACOBS Bruce
24:19	Sub. No 21 off	RSA	9	SMITH Emile	54:03	Sub. No 9 off	RSA	17	ABBOTT Geoffrey
25:21	Sub. No 9 off	GBR	20	TINDALL James	54:36	Sub. No 18 off	GBR	4	KIRKHAM Glenn
25:35	Sub. No 16 off	RSA	1	CRONJE Andrew	54:40	Sub. No 24 off	GBR	14	HAWES Ben
25:53	Shot Miss	RSA	9	SMITH Emile	55:51	Sub. No 14 off	RSA	16	BAM Marvin
25:59	Sub. No 13 off	GBR	18	MIDDLETON Barry	56:51	Sub. No 5 off	GBR	20	TINDALL James
26:26	Sub. No 5 off	GBR	4	KIRKHAM Glenn	56:59	Minor Injury	GBR	7	JACKSON Ashley
27:31	Sub. No 10 off	GBR	8	MANTELL Simon	57:33	Sub. No 9 off	GBR	18	MIDDLETON Barry
27:34	Sub. No 5 off	RSA	6	JACOBS Bruce	59:13	Sub. No 8 off	GBR	12	CLARKE Jonty
29:04	Sub. No 17 off	GBR	14	HAWES Ben	59:57	Sub. No 18 off	RSA	9	SMITH Emile
30:10	Sub. No 7 off	GBR	13	MOORE Rob	60:21	Sub. No 1 off	RSA	13	BLAKE Paul
30:14	Sub. No 24 off	GBR	17	WILSON Alastair	62:50	Sub. No 12 off	GBR	5	ALEXANDER Richard
30:53	Sub. No 13 off	RSA	5	SMITH Austin	63:10	Shot GK save	GBR	20	TINDALL James
31:28	Sub. No 18 off	RSA	17	ABBOTT Geoffrey	63:49	Sub. No 20 off	GBR	10	DALY Matt
31:32	Sub. No 12 off	GBR	9	DICK Stephen	64:09	Sub. No 9 off	RSA	14	ROSE-INNES Eric
31:41	Sub. No 22 off	RSA	11	ABRAHAMS Clyde	64:29	Sub. No 16 off	RSA	9	SMITH Emile
31:44	Sub. No 8 off	RSA	21	TSOLEKILE Lungile	64:42	Shot Miss	GBR	13	MOORE Rob
31:49	Green Card	GBR	20	TINDALL James	65:53	Shot Goal	0-2 GBR	10	DALY Matt
32:12	Sub. No 20 off	GBR	5	ALEXANDER Richard	66:57	Sub. No 5 off	GBR	8	MANTELL Simon
					67:20	Sub. No 17 off	RSA	21	TSOLEKILE Lungile
					67:26	Sub. No 7 off	RSA	1	CRONJE Andrew

Pool MB Standings

Rank	Teams	P	W	D	L	GF	GA	GD	Pts
1	AUS	3	3	0	0	19	2	+17	9
2	NED	3	3	0	0	10	2	+8	9
3	GBR	3	2	0	1	6	3	+3	6
4	PAK	3	1	0	2	6	8	-2	3
5	CAN	3	0	0	3	4	13	-9	0
6	RSA	3	0	0	3	0	17	-17	0

Pool MB Next Round Matches

Teams	Date	Time
GBR vs CAN	17 AUG 2008	08:30
PAK vs RSA	17 AUG 2008	18:00
AUS vs NED	17 AUG 2008	20:30

Legend

AET - After Extra Time
G - Green Card
GF - Goals For
PC - Penalty Corner
Pts - Points
W - Matches Won
(C) - Captain

D - Matches Drawn
GA - Goals Against
L - Matches Lost
PS - Penalty Stroke
R - Red Card
Y - Yellow Card
(GK) - Goalkeeper

FG - Field Goal
GD - Goals Difference
P - Matches Played
PSC - Penalty Stroke Competition
S - Suspended
% - Conversion Percentage



MATCH REPORT

比赛报告 / BILAN DU MATCH

Date: **SUN 17 AUG 2008** Time: **08:30** Pool: **MB** Venue: **Olympic Green Hockey Stadium** Pitch: **1** Match No.: **M19**

Result

GBR-Great Britain

Full Time	1 - 1
Halftime	0 - 0

CAN-Canada

Time on	Shirt No.	Name	▼ Green	■ Yellow	● Red
X	1	McGREGOR Alistair (GK)			
X	4	KIRKHAM Glenn			
8	5	ALEXANDER Richard			
X	6	MANTELL Richard			
X	7	JACKSON Ashley			
7	8	MANTELL Simon			
7	9	DICK Stephen			
X	10	DALY Matt		30	
X	12	CLARKE Jonty			
9	13	MOORE Rob			
X	14	HAWES Ben (C)			
14	17	WILSON Alastair	31		
X	18	MIDDLETON Barry			
X	20	TINDALL James		41	
X	21	BLEBY Jon			
X	24	MARSDEN Ben			
Coach		LEE Jason			

Time on	Shirt No.	Name	▼ Green	■ Yellow	● Red
X	2	MAHOOD Michael (GK)			
X	3	WRIGHT Anthony			
X	4	TUPPER Scott			
X	6	SCHOLE Marian			
X	9	PEREIRA Ken			
19	10	FERNANDES Wayne			
11	11	SHORT Peter			
X	13	SHORT Robert (C)	26		
X	16	SANDISON Scott			
X	17	GRIMES Connor			
X	18	WETTLAUFER Paul			
11	19	PEARSON Mark			
X	20	DEOL Ranjeev			
8	21	KAHLON Ravinder			
X	23	KULLAR Bindi			
9	24	SINGH Sukhwinder		28	
Coach		MENDONCA Louis			

Team Manager	Signature
NICHOLSON Peter	
Umpire	Signature
VAN EERT Roel (NED)	
Judge	Signature
CORNOFSKY Larry (AUS)	
Technical Officer	Signature
DEVADAS Mathavan (SIN)	

Team Manager	Signature
DUBE Ajay	
Umpire	Signature
SIMMONDS Gary (RSA)	
Judge	Signature
BUDEISKY Alberto (ARG)	
Reserve Umpire	Signature
ADELL Xavier (ESP)	

Team	Minute	Shirt No.	Action	Score
CAN	47	9	FG	0 - 1
GBR	67	10	FG	1 - 1

Team	Minute	Shirt No.	Action	Score

Team	Minute	Shirt No.	Action	Score

Remarks

Tournament Director - READ Ken (AUS)

Legend:	(C) Captain	(GK) Goalkeeper	X Starting Player
----------------	-------------	-----------------	-------------------

Match Highlights



MEN'S POOL MB MATCH M19

Olympic Green Hockey Stadium / SUN 17 AUG 2008 / START TIME: 08:30

GBR - Great Britain		Final Score		CAN - Canada	
		1-1			

Match No.: M19 **Time:** 08:30 **Weather Conditions:** Cloudy, 25C, Humidity 80%

Umpires: VAN EERT Roel(NED) ; SIMMONDS Gary(RSA)

Reserve Umpire: ADELL Xavier(ESP)

Match Statistics

GBR		Goals / Shots					Cards		CAN		Goals / Shots					Cards			
Coach: LEE Jason		Total	%	FG	PC	PS	G	Y	R	Coach: MENDONCA Louis		Total	%	FG	PC	PS	G	Y	R
1	McGREGOR Alistair (GK)									2	MAHOOD Michael (GK)								
4	KIRKHAM Glenn									3	WRIGHT Anthony								
5	ALEXANDER Richard									4	TUPPER Scott								
6	MANTELL Richard	0/2	0		0/2					6	SCHOLE Marian								
7	JACKSON Ashley	0/2	0	0/1	0/1					9	PEREIRA Ken	1/1	100	1/1					
8	MANTELL Simon	0/1	0	0/1						10	FERNANDES Wayne								
9	DICK Stephen									11	SHORT Peter								
10	DALY Matt	1/1	100	1/1				1		13	SHORT Robert (C)								1
12	CLARKE Jonty	0/1	0	0/1						16	SANDISON Scott								
13	MOORE Rob									17	GRIMES Connor								
14	HAWES Ben (C)							1		18	WETTLAUFER Paul								
17	WILSON Alastair								1	19	PEARSON Mark	0/1	0	0/1					
18	MIDDLETON Barry	0/2	0	0/2						20	DEOL Ranjeev	0/1	0	0/1					
20	TINDALL James	0/3	0	0/2	0/1			1		21	KAHLON Ravinder								
21	BLEBY Jon	0/1	0	0/1						23	KULLAR Bindi								
24	MARSDEN Ben									24	SINGH Sukhwinder								1
Totals:		1/13	7	1/9	0/4		1	2		Totals:	1/3	33	1/3				1	1	

Play By Play

Time	Action	Score	Team	No.	Player	Time	Action	Score	Team	No.	Player
First Half						Second Half					
06:17	Sub. No 10 off		GBR	9	DICK Stephen	35:01	Suspension Ends		CAN	24	SINGH Sukhwinder
06:35	Sub. No 20 off		GBR	8	MANTELL Simon	36:01	Sub. No 8 off		GBR	7	JACKSON Ashley
07:57	Sub. No 12 off		GBR	5	ALEXANDER Richard	36:03	Sub. No 9 off		GBR	20	TINDALL James
07:59	Sub. No 17 off		CAN	21	KAHLON Ravinder	36:07	Sub. No 13 off		GBR	24	MARSDEN Ben
08:16	Shot GK save		GBR	8	MANTELL Simon	36:10	Sub. No 17 off		GBR	8	MANTELL Simon
08:39	Sub. No 7 off		GBR	13	MOORE Rob	37:28	Sub. No 24 off		CAN	20	DEOL Ranjeev
08:43	Sub. No 20 off		CAN	24	SINGH Sukhwinder	37:32	Suspension Ends		GBR	10	DALY Matt
09:05	PC		GBR			38:36	Shot GK save		GBR	20	TINDALL James
09:47	Shot PC GK save		GBR	6	MANTELL Richard	40:06	Yellow Card		GBR	20	TINDALL James
10:06	Shot PC Save		GBR	6	MANTELL Richard	40:06	Minor Injury		CAN	13	SHORT Robert
10:27	Sub. No 23 off		CAN	19	PEARSON Mark	40:50	Shot GK save		CAN	20	DEOL Ranjeev
10:30	Sub. No 6 off		CAN	11	SHORT Peter	41:53	Sub. No 5 off		GBR	13	MOORE Rob
12:15	Sub. No 8 off		GBR	20	TINDALL James	42:08	Sub. No 20 off		CAN	24	SINGH Sukhwinder
13:20	Sub. No 14 off		GBR	17	WILSON Alastair	43:37	Sub. No 6 off		CAN	11	SHORT Peter
13:30	Sub. No 18 off		GBR	7	JACKSON Ashley	44:12	Sub. No 7 off		GBR	9	DICK Stephen
13:33	Sub. No 9 off		GBR	10	DALY Matt	45:08	Sub. No 10 off		GBR	12	CLARKE Jonty
15:25	Sub. No 5 off		GBR	12	CLARKE Jonty	45:11	Sub. No 17 off		CAN	19	PEARSON Mark
16:39	Sub. No 19 off		CAN	20	DEOL Ranjeev	46:37	Shot Goal	0-1	CAN	9	PEREIRA Ken
17:01	Sub. No 4 off		GBR	18	MIDDLETON Barry	46:48	Sub. No 8 off		GBR	17	WILSON Alastair
17:32	Sub. No 21 off		CAN	17	GRIMES Connor	46:58	Sub. No 24 off		GBR	7	JACKSON Ashley
17:45	Sub. No 24 off		CAN	23	KULLAR Bindi	47:03	Sub. No 23 off		CAN	21	KAHLON Ravinder
18:32	Sub. No 16 off		CAN	10	FERNANDES Wayne	48:34	Sub. No 24 off		CAN	20	DEOL Ranjeev
19:14	Shot GK save		GBR	18	MIDDLETON Barry	48:40	Sub. No 4 off		GBR	10	DALY Matt
19:38	Sub. No 20 off		GBR	8	MANTELL Simon	50:45	Shot Miss		GBR	18	MIDDLETON Barry
20:44	Sub. No 10 off		GBR	9	DICK Stephen	51:07	Sub. No 21 off		CAN	23	KULLAR Bindi
21:32	Sub. No 24 off		GBR	14	HAWES Ben	51:11	Suspension Ends		GBR	20	TINDALL James
21:35	Shot GK save		GBR	12	CLARKE Jonty	52:10	Sub. No 20 off		CAN	24	SINGH Sukhwinder
22:44	Sub. No 11 off		CAN	6	SCHOLE Marian	52:18	Sub. No 11 off		CAN	6	SCHOLE Marian
23:15	Sub. No 3 off		CAN	16	SANDISON Scott	53:13	Sub. No 19 off		CAN	17	GRIMES Connor
23:23	Sub. No 12 off		GBR	5	ALEXANDER Richard	53:16	Sub. No 9 off		GBR	8	MANTELL Simon

25:16	Green Card	CAN	13	SHORT Robert	53:25	Sub. No 12 off	GBR	24	MARSDEN Ben	
25:35	Sub. No 17 off	CAN	21	KAHLON Ravinder	53:41	Sub. No 14 off	GBR	4	KIRKHAM Glenn	
25:46	Sub. No 20 off	CAN	24	SINGH Sukhwinder	54:17	Shot Miss	GBR	7	JACKSON Ashley	
26:27	Sub. No 23 off	CAN	19	PEARSON Mark	55:03	Serious Injury	GBR	21	BLEBY Jon	
26:37	Sub. No 10 off	CAN	3	WRIGHT Anthony	55:03	Sub. No 18 off	GBR	14	HAWES Ben	
26:48	Sub. No 13 off	GBR	4	KIRKHAM Glenn	55:03	Sub. No 21 off	GBR	18	MIDDLETON Barry	
27:16	Sub. No 8 off	GBR	20	TINDALL James	56:25	Sub. No 13 off	GBR	9	DICK Stephen	
27:33	Yellow Card	CAN	24	SINGH Sukhwinder	58:04	Shot GK save	GBR	20	TINDALL James	
27:37	Minor Injury	GBR	4	KIRKHAM Glenn	58:09	Sub. No 24 off	CAN	19	PEARSON Mark	
27:42	Sub. No 9 off	GBR	10	DALY Matt	58:29	Sub. No 10 off	GBR	5	ALEXANDER Richard	
29:27	Minor Injury	CAN	9	PEREIRA Ken	58:32	Sub. No 20 off	GBR	21	BLEBY Jon	
29:48	Yellow Card	GBR	10	DALY Matt	59:38	Sub. No 24 off	GBR	13	MOORE Rob	
29:54	Sub. No 5 off	GBR	12	CLARKE Jonty	60:11	Sub. No 17 off	CAN	20	DEOL Ranjeev	
29:58	Shot Save	CAN	19	PEARSON Mark	60:18	Sub. No 8 off	GBR	20	TINDALL James	
30:02	Sub. No 7 off	GBR	13	MOORE Rob	60:57	Sub. No 9 off	GBR	24	MARSDEN Ben	
30:56	Green Card	GBR	17	WILSON Alastair	62:00	Sub. No 23 off	CAN	21	KAHLON Ravinder	
31:11	Sub. No 19 off	CAN	23	KULLAR Bindi	62:04	Sub. No 6 off	CAN	11	SHORT Peter	
31:15	Sub. No 21 off	CAN	17	GRIMES Connor	63:26	Sub. No 14 off	GBR	10	DALY Matt	
32:16	Sub. No 20 off	GBR	8	MANTELL Simon	64:01	Sub. No 19 off	CAN	24	SINGH Sukhwinder	
34:55	Sub. No 12 off	GBR	5	ALEXANDER Richard	64:14	Sub. No 5 off	GBR	12	CLARKE Jonty	
					65:19	Sub. No 21 off	CAN	23	KULLAR Bindi	
					66:27	Shot Goal	1-1	GBR	10	DALY Matt
					68:19	Shot GK save	GBR	21	BLEBY Jon	
					68:34	PC	GBR			
					69:27	Shot PC Save	GBR	20	TINDALL James	
					69:33	PC	GBR			
					70:00	PC No Shot	GBR	7	JACKSON Ashley	

Pool MB Standings

Rank	Teams	P	W	D	L	GF	GA	GD	Pts
1	AUS	3	3	0	0	19	2	+17	9
2	NED	3	3	0	0	10	2	+8	9
3	GBR	4	2	1	1	7	4	+3	7
4	PAK	3	1	0	2	6	8	-2	3
5	CAN	4	0	1	3	5	14	-9	1
6	RSA	3	0	0	3	0	17	-17	0

Pool MB Next Round Matches

Teams	Date	Time
PAK vs RSA	17 AUG 2008	18:00
AUS vs NED	17 AUG 2008	20:30
NED vs PAK	19 AUG 2008	08:30
CAN vs RSA	19 AUG 2008	18:00
AUS vs GBR	19 AUG 2008	20:30

Legend

AET - After Extra Time
G - Green Card
GF - Goals For
PC - Penalty Corner
Pts - Points
W - Matches Won
(C) - Captain

D - Matches Drawn
GA - Goals Against
L - Matches Lost
PS - Penalty Stroke
R - Red Card
Y - Yellow Card
(GK) - Goalkeeper

FG - Field Goal
GD - Goals Difference
P - Matches Played
PSC - Penalty Stroke Competition
S - Suspended
% - Conversion Percentage



MATCH REPORT

比赛报告 / BILAN DU MATCH

Date: **SUN 17 AUG 2008** Time: **18:00** Pool: **MB** Venue: **Olympic Green Hockey Stadium** Pitch: **2** Match No.: **M21**

Result

PAK-Pakistan

Full Time	3 - 1
Halftime	1 - 1

RSA-South Africa

Time on	Shirt No.	Name	▼ Green	■ Yellow	● Red
	1	AKBAR Salman (GK)			
X	2	ASHRAF Zeeshan (C)			
X	3	IMRAN Muhammad			
X	4	JAVED Muhammad			
X	5	SAQLAIN Muhammad			
X	6	RANA Muhammad Asif			
X	7	WAQAS Muhammad			
X	8	AKBAR Waqas			
X	9	ABBASI Shakeel		60	
X	10	BUTT Rehan			
53	11	BILGRAMI Syed Abbas Haider			
X	12	AHMED Nasir (GK)			
	13	WARSI Syed Imran Ali			
X	14	MAQSOOD Adnan			
36	15	ZUBAIR Muhammad			
31	16	RASOOL Shafqat			
Coach		NAVEED Alam			

Time on	Shirt No.	Name	▼ Green	■ Yellow	● Red
X	1	CRONJE Andrew	7		
9	2	SYMONS Ian			
X	5	SMITH Austin			
X	6	JACOBS Bruce (C)	60		
10	7	GALLAGHER Darryn			
9	8	HARPER Marvin			
X	9	SMITH Emile			
X	11	ABRAHAMS Clyde			
X	13	BLAKE Paul			
X	14	ROSE-INNES Eric		68	
X	16	BAM Marvin			
X	17	ABBOTT Geoffrey			
X	18	McDADE Thornton			
X	19	HIBBERT Christopher (GK)			
8	21	TSOLEKILE Lungile			
10	22	HAMMOND Thomas			
Coach		CLARK Gregg			

Team Manager Signature: ZAKAUDDIN
Umpire Signature: SINGH Amarjit (MAS)
Judge Signature: BRACA Guido (ITA)
Technical Officer Signature: ISBERG Bjorn (SWE)

Team Manager Signature: YEATS Desmond
Umpire Signature: KIM Hong Lae (KOR)
Judge Signature: YOU Suolong (CHN)
Reserve Umpire Signature: KUMAR Satinder (IND)

Team	Minute	Shirt No.	Action	Score
PAK	9	4	FG	1 - 0
RSA	31	5	PC	1 - 1
PAK	44	9	FG	2 - 1
PAK	60	5	PS	3 - 1

Team	Minute	Shirt No.	Action	Score

Team	Minute	Shirt No.	Action	Score

Remarks

Tournament Director - READ Ken (AUS)

Legend: (C) Captain (GK) Goalkeeper X Starting Player

Match Highlights



MEN'S POOL MB MATCH M21

Olympic Green Hockey Stadium / SUN 17 AUG 2008 / START TIME: 18:00

PAK - Pakistan		Final Score		RSA - South Africa	
		3-1			

Match No.: M21 **Time:** 18:00 **Weather Conditions:** Cloudy, 23C, Humidity 83%

Umpires: SINGH Amarjit(MAS) ;KIM Hong Lae(KOR)

Reserve Umpire: KUMAR Satinder(IND)

Match Statistics

PAK		Goals / Shots					Cards			RSA		Goals / Shots					Cards		
Coach: NAVEED Alam		Total	%	FG	PC	PS	G	Y	R	Coach: CLARK Gregg		Total	%	FG	PC	PS	G	Y	R
1	AKBAR Salman (GK)									1	CRONJE Andrew								
2	ASHRAF Zeeshan (C)									2	SYMONS Ian								
3	IMRAN Muhammad	0/3	0		0/3					5	SMITH Austin	1/4	25	0/2	1/2				
4	JAVED Muhammad	1/1	100	1/1						6	JACOBS Bruce (C)								1
5	SAQLAIN Muhammad	1/1	100			1/1				7	GALLAGHER Darryn								
6	RANA Muhammad Asif									8	HARPER Marvin								
7	WAQAS Muhammad									9	SMITH Emile	0/1	0	0/1					
8	AKBAR Waqas									11	ABRAHAMS Clyde	0/1	0	0/1					
9	ABBASI Shakeel	1/3	33	1/2	0/1		1			13	BLAKE Paul								
10	BUTT Rehan	0/3	0	0/3						14	ROSE-INNES Eric								1
11	BILGRAMI Syed Abbas Haider									16	BAM Marvin								
12	AHMED Nasir (GK)									17	ABBOTT Geoffrey								
13	WARSI Syed Imran Ali									18	McDADE Thornton	0/1	0	0/1					
14	MAQSOOD Adnan									19	HIBBERT Christopher (GK)								
15	ZUBAIR Muhammad	0/1	0	0/1						21	TSOLEKILE Lungile								
16	RASOOL Shafqat									22	HAMMOND Thomas	0/1	0	0/1					
Totals:		3/12	25	2/7	0/4	1/1	1			Totals:	1/8	12	0/6	1/2			2	1	

Play By Play

Time	Action	Score	Team	No.	Player	Time	Action	Score	Team	No.	Player
First Half						Second Half					
04:46	Shot Save		PAK	10	BUTT Rehan	35:41	Sub. No 4 off		PAK	7	WAQAS Muhammad
04:49	PC		PAK			35:44	Sub. No 10 off		PAK	15	ZUBAIR Muhammad
05:54	Shot PC GK save		PAK	9	ABBASI Shakeel	35:49	Sub. No 8 off		RSA	17	ABBOTT Geoffrey
07:00	Green Card		RSA	1	CRONJE Andrew	36:22	PC		PAK		
07:29	Sub. No 17 off		RSA	21	TSOLEKILE Lungile	37:14	Shot PC GK save		PAK	3	IMRAN Muhammad
08:10	Shot Goal	1-0	PAK	4	JAVED Muhammad	38:37	Shot Miss		RSA	9	SMITH Emile
08:30	Sub. No 13 off		RSA	2	SYMONS Ian	40:56	Sub. No 18 off		RSA	8	HARPER Marvin
08:34	Sub. No 9 off		RSA	8	HARPER Marvin	41:01	Sub. No 17 off		RSA	21	TSOLEKILE Lungile
09:36	Sub. No 5 off		RSA	22	HAMMOND Thomas	41:07	Sub. No 16 off		RSA	2	SYMONS Ian
09:40	Sub. No 11 off		RSA	7	GALLAGHER Darryn	41:52	Sub. No 13 off		RSA	16	BAM Marvin
12:56	Sub. No 16 off		RSA	13	BLAKE Paul	43:24	Sub. No 11 off		RSA	7	GALLAGHER Darryn
15:23	Sub. No 18 off		RSA	17	ABBOTT Geoffrey	43:47	Shot Goal	2-1	PAK	9	ABBASI Shakeel
15:29	Sub. No 1 off		RSA	5	SMITH Austin	44:00	Sub. No 5 off		RSA	22	HAMMOND Thomas
18:36	Sub. No 8 off		RSA	9	SMITH Emile	45:49	Shot GK save		PAK	9	ABBASI Shakeel
20:25	Sub. No 6 off		RSA	11	ABRAHAMS Clyde	47:02	Sub. No 9 off		RSA	18	McDADE Thornton
20:47	Sub. No 14 off		RSA	1	CRONJE Andrew	47:16	Shot Miss		PAK	15	ZUBAIR Muhammad
22:19	Sub. No 21 off		RSA	16	BAM Marvin	49:11	Sub. No 1 off		RSA	5	SMITH Austin
22:25	Sub. No 2 off		RSA	18	McDADE Thornton	49:27	Sub. No 14 off		RSA	13	BLAKE Paul
23:13	Shot Save		RSA	11	ABRAHAMS Clyde	51:06	Sub. No 21 off		RSA	17	ABBOTT Geoffrey
24:01	PC		PAK			51:11	Sub. No 7 off		RSA	11	ABRAHAMS Clyde
24:57	Shot PC Save		PAK	3	IMRAN Muhammad	52:27	Serious Injury		PAK	8	AKBAR Waqas
25:00	PC		PAK			52:30	Sub. No 8 off		PAK	11	BILGRAMI Syed Abbas Haider
25:36	Shot PC Miss		PAK	3	IMRAN Muhammad	54:59	Sub. No 7 off		PAK	10	BUTT Rehan
25:44	Sub. No 22 off		RSA	14	ROSE-INNES Eric	55:26	Sub. No 16 off		RSA	14	ROSE-INNES Eric

26:28	Sub. No 7 off	RSA	6	JACOBS Bruce	55:30	Sub. No 6 off	RSA	1	CRONJE Andrew	
28:32	Shot GK save	RSA	5	SMITH Austin	56:21	Shot GK save	RSA	22	HAMMOND Thomas	
29:08	PC	RSA			56:32	Shot Miss	RSA	18	McDADE Thornton	
30:09	Shot PC Goal	1-1	RSA	5	SMITH Austin	57:18	Sub. No 18 off	RSA	9	SMITH Emile
30:21	Sub. No 7 off	PAK	16	RASOOL Shafqat	57:22	Sub. No 8 off	RSA	21	TSOLEKILE Lungile	
30:28	Sub. No 17 off	RSA	8	HARPER Marvin	57:37	PC	RSA			
					58:48	Shot PC Miss	RSA	5	SMITH Austin	
					59:40	Shot Save	PAK	10	BUTT Rehan	
					59:58	Shot GK save	PAK	10	BUTT Rehan	
					60:00	Shot PS Goal	3-1	PAK	5	SAQLAIN Muhammad
					60:00	Yellow Card	PAK	9	ABBASI Shakeel	
					60:00	Green Card	RSA	6	JACOBS Bruce	
					62:13	Sub. No 11 off	RSA	6	JACOBS Bruce	
					62:18	Sub. No 2 off	RSA	16	BAM Marvin	
					63:04	Sub. No 5 off	RSA	7	GALLAGHER Darryn	
					64:08	Sub. No 22 off	RSA	5	SMITH Austin	
					64:41	Sub. No 13 off	RSA	22	HAMMOND Thomas	
					65:39	Sub. No 21 off	RSA	18	McDADE Thornton	
					66:30	Suspension Ends	PAK	9	ABBASI Shakeel	
					66:32	Sub. No 7 off	RSA	11	ABRAHAMS Clyde	
					67:06	Shot GK save	RSA	5	SMITH Austin	
					68:00	Yellow Card	RSA	14	ROSE-INNES Eric	
					68:31	Minor Injury	PAK	10	BUTT Rehan	
					70+	Suspension Ends	RSA	14	ROSE-INNES Eric	

Pool MB Standings

Rank	Teams	P	W	D	L	GF	GA	GD	Pts
1	AUS	3	3	0	0	19	2	+17	9
2	NED	3	3	0	0	10	2	+8	9
3	GBR	4	2	1	1	7	4	+3	7
4	PAK	4	2	0	2	9	9	0	6
5	CAN	4	0	1	3	5	14	-9	1
6	RSA	4	0	0	4	1	20	-19	0

Pool MB Next Round Matches

Teams	Date	Time
AUS vs NED	17 AUG 2008	20:30
NED vs PAK	19 AUG 2008	08:30
CAN vs RSA	19 AUG 2008	18:00
AUS vs GBR	19 AUG 2008	20:30

Legend

AET - After Extra Time	D - Matches Drawn	FG - Field Goal
G - Green Card	GA - Goals Against	GD - Goals Difference
GF - Goals For	L - Matches Lost	P - Matches Played
PC - Penalty Corner	PS - Penalty Stroke	PSC - Penalty Stroke Competition
Pts - Points	R - Red Card	S - Suspended
W - Matches Won	Y - Yellow Card	% - Conversion Percentage
(C) - Captain	(GK) - Goalkeeper	



MATCH REPORT

比赛报告 / BILAN DU MATCH

Date: **SUN 17 AUG 2008** Time: **20:30** Pool: **MB** Venue: **Olympic Green Hockey Stadium** Pitch: **2** Match No.: **M22**

Result

AUS-Australia

Full Time	2 - 2
Halftime	0 - 0

NED-Netherlands

Time on	Shirt No.	Name	▼ Green	■ Yellow	● Red
X	1	DWYER Jamie			
X	2	DE YOUNG Liam			
X	6	HAMMOND Rob			
X	9	KNOWLES Mark			
X	11	OCKENDEN Eddie			
X	12	GUEST David			
19	13	DOERNER Luke			
X	14	SCHUBERT Grant			
X	15	GEORGE Bevan (C)			
X	18	LAMBERT Stephen (GK)			
17	19	MATHESON Eli			
X	23	WELLS Matthew			
X	24	BROOKS Travis			
21	28	BROWN Kiel			
15	31	KAVANAGH Fergus			
10	32	ABBOTT Des			
Coach		DANCER Barry			

Time on	Shirt No.	Name	▼ Green	■ Yellow	● Red
X	1	VOGELS Guus (GK)			
X	3	DERIKX Geert-Jan			
17	5	DERIKX Rob			
X	6	BOERMA Thomas			
27	7	van der WEIDE Sander			
X	8	BROUWER Ronald			
12	9	WEUSTHOF Roderick			
X	10	TAEKEMA Taeke			52
X	11	DOCHERTY Laurence			
X	12	DELMEE Jeroen (C)			
X	14	de NOOIJER Teun			
X	18	RECKERS Rob			
X	19	BROUWER Matthijs			
11	20	HERTZBERGER Jeroen			
8	23	HOYNG Timme			
X	24	van der HORST Robert			
Coach		OLTMANS Roelant			

Team Manager	Signature
BIRSE Peter	
Umpire	Signature
EHLERS Henrik (DEN)	
Judge	Signature
HARRIS Willard (TRI)	
Technical Officer	Signature
DEVADAS Mathavan (SIN)	

Team Manager	Signature
van MAASAKKER Robert	
Umpire	Signature
BLASCH Christian (GER)	
Judge	Signature
BUDEISKY Alberto (ARG)	
Reserve Umpire	Signature
KIM Hong Lae (KOR)	

Team	Minute	Shirt No.	Action	Score
NED	55	10	PC	0 - 1
AUS	58	11	FG	1 - 1
AUS	61	13	PC	2 - 1
NED	70	10	PC	2 - 2

Team	Minute	Shirt No.	Action	Score

Team	Minute	Shirt No.	Action	Score

Remarks

Tournament Director -

READ Ken (AUS)

Legend:	(C) Captain	(GK) Goalkeeper	X Starting Player
---------	-------------	-----------------	-------------------

Match Highlights



MEN'S POOL MB MATCH M22

Olympic Green Hockey Stadium / SUN 17 AUG 2008 / START TIME: 20:30

AUS - Australia		Final Score		NED - Netherlands	
		2-2			

Match No.: M22 **Time:** 20:30 **Weather Conditions:** Cloudy, 23C, Humidity 83%

Umpires: EHLERS Henrik(DEN) ; BLASCH Christian(GER)

Reserve Umpire: KIM Hong Lae(KOR)

Match Statistics

AUS		Goals / Shots					Cards			NED		Goals / Shots					Cards		
Coach: DANCER Barry		Total	%	FG	PC	PS	G	Y	R	Coach: OLTMANS Roelant		Total	%	FG	PC	PS	G	Y	R
1	DWYER Jamie	0/3	0	0/2	0/1					1	VOGELS Guus (GK)								
2	DE YOUNG Liam									3	DERIKX Geert-Jan								
6	HAMMOND Rob	0/1	0	0/1						5	DERIKX Rob								
9	KNOWLES Mark									6	BOERMA Thomas								
11	OCKENDEN Eddie	1/1	100	1/1						7	van der WEIDE Sander								
12	GUEST David									8	BROUWER Ronald	0/1	0	0/1					
13	DOERNER Luke	1/1	100		1/1					9	WEUSTHOF Roderick								
14	SCHUBERT Grant	0/3	0	0/3						10	TAEKEMA Taeke	2/4	50		2/4				1
15	GEORGE Bevan (C)									11	DOCHERTY Laurence								
18	LAMBERT Stephen (GK)									12	DELMEE Jeroen (C)								
19	MATHESON Eli									14	de NOOIJER Teun								
23	WELLS Matthew									18	RECKERS Rob	0/1	0	0/1					
24	BROOKS Travis	0/1	0	0/1						19	BROUWER Matthijs	0/1	0	0/1					
28	BROWN Kiel									20	HERTZBERGER Jeroen	0/3	0	0/3					
31	KAVANAGH Fergus									23	HOYNG Timme								
32	ABBOTT Des	0/3	0	0/3						24	van der HORST Robert								
Totals:		2/13	15	1/11	1/2					Totals:	2/10	20	0/6	2/4					1

Play By Play

Time	Action	Score	Team	No.	Player	Time	Action	Score	Team	No.	Player
First Half						Second Half					
05:27	Shot GK save		NED	8	BROUWER Ronald	35:49	Sub. No 7 off		NED	6	BOERMA Thomas
07:19	Shot Miss		AUS	14	SCHUBERT Grant	35:51	Minor Injury		NED	6	BOERMA Thomas
07:37	Sub. No 11 off		NED	23	HOYNG Timme	36:03	Sub. No 8 off		NED	19	BROUWER Matthijs
09:25	Sub. No 14 off		AUS	32	ABBOTT Des	36:11	Sub. No 12 off		NED	23	HOYNG Timme
10:46	Shot Miss		AUS	24	BROOKS Travis	36:20	Sub. No 11 off		AUS	9	KNOWLES Mark
10:56	Sub. No 18 off		NED	20	HERTZBERGER Jeroen	36:23	Sub. No 13 off		AUS	15	GEORGE Bevan
11:17	Sub. No 8 off		NED	9	WEUSTHOF Roderick	36:26	Sub. No 14 off		AUS	19	MATHESON Eli
12:12	Shot Miss		AUS	1	DWYER Jamie	36:30	Sub. No 28 off		AUS	32	ABBOTT Des
13:03	Shot Miss		NED	20	HERTZBERGER Jeroen	36:43	Sub. No 6 off		NED	7	van der WEIDE Sander
14:07	Sub. No 2 off		AUS	31	KAVANAGH Fergus	37:36	Shot GK save		AUS	1	DWYER Jamie
16:06	Sub. No 11 off		AUS	19	MATHESON Eli	40:34	Shot Miss		AUS	32	ABBOTT Des
16:47	Sub. No 12 off		NED	5	DERIKX Rob	41:20	Shot Miss		AUS	32	ABBOTT Des
18:31	Sub. No 23 off		AUS	13	DOERNER Luke	42:24	Sub. No 18 off		NED	9	WEUSTHOF Roderick
19:37	Sub. No 24 off		AUS	11	OCKENDEN Eddie	45:04	Sub. No 19 off		AUS	11	OCKENDEN Eddie
20:03	Sub. No 19 off		NED	18	RECKERS Rob	45:36	Sub. No 11 off		NED	5	DERIKX Rob
20:11	Shot Miss		AUS	32	ABBOTT Des	46:34	Sub. No 2 off		AUS	31	KAVANAGH Fergus
20:16	Sub. No 12 off		AUS	28	BROWN Kiel	47:54	Sub. No 32 off		AUS	14	SCHUBERT Grant
20:28	Sub. No 20 off		NED	8	BROUWER Ronald	48:44	Sub. No 23 off		AUS	13	DOERNER Luke
22:00	Sub. No 1 off		AUS	2	DE YOUNG Liam	49:24	Sub. No 12 off		AUS	28	BROWN Kiel
23:32	Sub. No 14 off		NED	11	DOCHERTY Laurence	51:20	Sub. No 24 off		AUS	19	MATHESON Eli

23:38	Sub. No 6 off	AUS	12	GUEST David	51:33	Green Card	NED	10	TAEKEMA Taeke
24:21	Sub. No 5 off	NED	12	DELMEE Jeroen	52:25	Sub. No 19 off	NED	12	DELMEE Jeroen
27:00	Sub. No 6 off	NED	7	van der WEIDE Sander	52:29	Shot GK save	AUS	14	SCHUBERT Grant
27:18	Sub. No 23 off	NED	14	de NOOIJER Teun	53:05	Shot GK save	NED	20	HERTZBERGER Jeroen
27:25	Sub. No 32 off	AUS	14	SCHUBERT Grant	53:40	PC	NED		
27:31	Sub. No 31 off	AUS	1	DWYER Jamie	54:36	Shot PC Goal	0-1 NED	10	TAEKEMA Taeke
28:00	Sub. No 19 off	AUS	24	BROOKS Travis	54:57	Sub. No 6 off	AUS	12	GUEST David
28:56	Sub. No 9 off	NED	20	HERTZBERGER Jeroen	55:02	Sub. No 14 off	NED	18	RECKERS Rob
29:06	Shot Miss	NED	20	HERTZBERGER Jeroen	55:19	PC	AUS		
29:17	Sub. No 9 off	AUS	6	HAMMOND Rob	56:12	Shot PC GK save	AUS	1	DWYER Jamie
29:22	Shot Miss	AUS	14	SCHUBERT Grant	57:18	Sub. No 9 off	NED	19	BROUWER Matthijs
30:19	Sub. No 15 off	AUS	23	WELLS Matthew	57:16	Minor Injury	NED	18	RECKERS Rob
31:14	Shot GK save	NED	18	RECKERS Rob	57:39	Shot Goal	1-1 AUS	11	OCKENDEN Eddie
31:55	PC	NED			58:37	Sub. No 14 off	AUS	32	ABBOTT Des
32:45	Shot PC Save	NED	10	TAEKEMA Taeke	59:27	PC	AUS		
33:31	Shot Miss	AUS	6	HAMMOND Rob	60:12	Shot PC Goal	2-1 AUS	13	DOERNER Luke
					60:47	Sub. No 7 off	NED	6	BOERMA Thomas
					60:51	Sub. No 5 off	NED	11	DOCHERTY Laurence
					60:55	Sub. No 13 off	AUS	23	WELLS Matthew
					61:00	Sub. No 31 off	AUS	2	DE YOUNG Liam
					61:46	Shot GK save	NED	19	BROUWER Matthijs
					63:34	PC	NED		
					64:19	Shot PC Save	NED	10	TAEKEMA Taeke
					64:28	Sub. No 20 off	NED	14	de NOOIJER Teun
					64:33	Sub. No 19 off	AUS	24	BROOKS Travis
					64:37	Sub. No 11 off	AUS	14	SCHUBERT Grant
					64:56	Sub. No 28 off	AUS	6	HAMMOND Rob
					68:39	PC	NED		
					69:36	Shot PC Goal	2-2 NED	10	TAEKEMA Taeke
					69:48	Sub. No 32 off	AUS	11	OCKENDEN Eddie

Pool MB Standings

Rank	Teams	P	W	D	L	GF	GA	GD	Pts
1	AUS	4	3	1	0	21	4	+17	10
2	NED	4	3	1	0	12	4	+8	10
3	GBR	4	2	1	1	7	4	+3	7
4	PAK	4	2	0	2	9	9	0	6
5	CAN	4	0	1	3	5	14	-9	1
6	RSA	4	0	0	4	1	20	-19	0

Pool MB Next Round Matches

Teams	Date	Time
NED vs PAK	19 AUG 2008	08:30
CAN vs RSA	19 AUG 2008	18:00
AUS vs GBR	19 AUG 2008	20:30

Legend

AET - After Extra Time
 G - Green Card
 GF - Goals For
 PC - Penalty Corner
 Pts - Points
 W - Matches Won
 (C) - Captain

D - Matches Drawn
 GA - Goals Against
 L - Matches Lost
 PS - Penalty Stroke
 R - Red Card
 Y - Yellow Card
 (GK) - Goalkeeper

FG - Field Goal
 GD - Goals Difference
 P - Matches Played
 PSC - Penalty Stroke Competition
 S - Suspended
 % - Conversion Percentage



MATCH REPORT

比赛报告 / BILAN DU MATCH

Date: TUE 19 AUG 2008 Time: 08:30 Pool: MB Venue: Olympic Green Hockey Stadium Pitch: 1 Match No.: M25

Result

NED-Netherlands

Full Time	4 - 2
Halftime	0 - 1

PAK-Pakistan

Time on	Shirt No.	Name	▼ Green	■ Yellow	● Red
X	1	VOGELS Guus (GK)	65		
X	3	DERIKX Geert-Jan	38		
20	5	DERIKX Rob			
X	6	BOERMA Thomas			
22	7	van der WEIDE Sander			
	8	BROUWER Ronald			
X	9	WEUSTHOF Roderick			
X	10	TAEKEMA Taeke			
X	11	DOCHERTY Laurence			
X	12	DELMEE Jeroen (C)			
X	14	de NOOIJER Teun			
X	18	RECKERS Rob			
X	19	BROUWER Matthijs			
9	20	HERTZBERGER Jeroen			
13	23	HOYNG Timme			
X	24	van der HORST Robert			
Coach		OLTMANS Roelant			

Time on	Shirt No.	Name	▼ Green	■ Yellow	● Red
	1	AKBAR Salman (GK)			
X	2	ASHRAF Zeeshan (C)	51		
X	3	IMRAN Muhammad			
X	4	JAVED Muhammad	49		
X	5	SAQLAIN Muhammad			
X	6	RANA Muhammad Asif			
X	7	WAQAS Muhammad			
25	8	AKBAR Waqas			
X	9	ABBASI Shakeel			
X	10	BUTT Rehan			
46	11	BILGRAMI Syed Abbas Haider			
X	12	AHMED Nasir (GK)			
65	13	WARSI Syed Imran Ali			
X	14	MAQSOOD Adnan			
25	15	ZUBAIR Muhammad			
X	16	RASOOL Shafqat			
Coach		NAVEED Alam			

Team Manager	Signature
van MAASAKKER Robert	
Umpire	Signature
LEIPER David (GBR)	
Judge	Signature
CORNOFSKY Larry (AUS)	
Technical Officer	Signature
DEVADAS Mathavan (SIN)	

Team Manager	Signature
ZAKAUDDIN	
Umpire	Signature
KIM Hong Lae (KOR)	
Judge	Signature
YOU Suolong (CHN)	
Reserve Umpire	Signature
CHEN Dekang (CHN)	

Team	Minute	Shirt No.	Action	Score
PAK	28	3	PC	0 - 1
NED	41	19	FG	1 - 1
NED	46	10	PC	2 - 1
NED	58	10	PC	3 - 1
PAK	65	14	PC	3 - 2

Team	Minute	Shirt No.	Action	Score
NED	69	20	FG	4 - 2

Team	Minute	Shirt No.	Action	Score

Remarks

Tournament Director -

READ Ken (AUS)

Legend: (C) Captain (GK) Goalkeeper X Starting Player

Match Highlights



MEN'S POOL MB MATCH M25

Olympic Green Hockey Stadium / TUE 19 AUG 2008 / START TIME: 08:30

NED - Netherlands		Final Score		PAK - Pakistan	
		4-2			

Match No.: M25 **Time:** 08:30 **Weather Conditions:** Sunny, 24C, Humidity 75%

Umpires: LEIPER David(GBR) ; KIM Hong Lae(KOR)
Reserve Umpire: CHEN Dekang(CHN)

Match Statistics

NED		Goals / Shots					Cards		PAK		Goals / Shots					Cards		
Coach: OLTMANS Roelant		Total	%	FG	PC	PS	G	Y	Coach: NAVEED Alam		Total	%	FG	PC	PS	G	Y	R
1	<u>VOGELS Guus (GK)</u>						1		1	<u>AKBAR Salman (GK)</u>								
3	<u>DERIKX Geert-Jan</u>						1		2	<u>ASHRAF Zeeshan (C)</u>								1
5	<u>DERIKX Rob</u>								3	<u>IMRAN Muhammad</u>	1/3	33		1/3				
6	<u>BOERMA Thomas</u>								4	<u>JAVED Muhammad</u>	0/1	0	0/1					1
7	<u>van der WEIDE Sander</u>								5	<u>SAQLAIN Muhammad</u>								
8	<u>BROUWER Ronald</u>								6	<u>RANA Muhammad Asif</u>								
9	<u>WEUSTHOF Roderick</u>	0/3	0	0/2	0/1				7	<u>WAQAS Muhammad</u>								
10	<u>TAEKEMA Taeke</u>	2/4	50		2/4				8	<u>AKBAR Waqas</u>								
11	<u>DOCHERTY Laurence</u>	0/1	0	0/1					9	<u>ABBASI Shakeel</u>	0/2	0	0/2					
12	<u>DELMEE Jeroen (C)</u>								10	<u>BUTT Rehan</u>								
14	<u>de NOOIJER Teun</u>	0/2	0	0/1	0/1				11	<u>BILGRAMI Syed Abbas Haider</u>								
18	<u>RECKERS Rob</u>	0/1	0	0/1					12	<u>AHMED Nasir (GK)</u>								
19	<u>BROUWER Matthijs</u>	1/3	33	1/3					13	<u>WARSI Syed Imran Ali</u>								
20	<u>HERTZBERGER Jeroen</u>	1/1	100	1/1					14	<u>MAQSOOD Adnan</u>	1/1	100		1/1				
23	<u>HOYNG Timme</u>								15	<u>ZUBAIR Muhammad</u>								
24	<u>van der HORST Robert</u>	0/1	0	0/1					16	<u>RASOOL Shafqat</u>	0/1	0	0/1					
Totals:		4/16	25	2/10	2/6		2		Totals:	2/8	25	0/4	2/4			2		

Play By Play

Time	Action	Score	Team	No.	Player	Time	Action	Score	Team	No.	Player
First Half						Second Half					
08:25	Sub. No 9 off		NED	20	<u>HERTZBERGER Jeroen</u>	35:51	Sub. No 8 off		PAK	7	<u>WAQAS Muhammad</u>
09:17	Shot GK save		NED	18	<u>RECKERS Rob</u>	36:12	Sub. No 5 off		NED	12	<u>DELMEE Jeroen</u>
09:23	Shot GK save		NED	11	<u>DOCHERTY Laurence</u>	36:17	Sub. No 7 off		NED	20	<u>HERTZBERGER Jeroen</u>
12:17	Sub. No 11 off		NED	23	<u>HOYNG Timme</u>	37:54	Green Card		NED	3	<u>DERIKX Geert-Jan</u>
17:09	Sub. No 19 off		NED	9	<u>WEUSTHOF Roderick</u>	39:26	Shot Miss		NED	19	<u>BROUWER Matthijs</u>
17:33	PC		NED			39:43	Shot GK save		NED	24	<u>van der HORST Robert</u>
18:20	Shot PC GK save		NED	10	<u>TAEKEMA Taeke</u>	40:21	Shot Goal	1-1	NED	19	<u>BROUWER Matthijs</u>
18:35	Shot Miss		PAK	9	<u>ABBASI Shakeel</u>	41:42	Shot Miss		PAK	4	<u>JAVED Muhammad</u>
19:36	Sub. No 14 off		NED	5	<u>DERIKX Rob</u>	42:25	Sub. No 18 off		NED	9	<u>WEUSTHOF Roderick</u>
21:55	Sub. No 12 off		NED	7	<u>van der WEIDE Sander</u>	42:28	Sub. No 11 off		NED	23	<u>HOYNG Timme</u>
23:27	Sub. No 18 off		NED	19	<u>BROUWER Matthijs</u>	43:33	Shot GK save		NED	9	<u>WEUSTHOF Roderick</u>
24:28	Sub. No 20 off		NED	14	<u>de NOOIJER Teun</u>	43:56	Sub. No 3 off		NED	7	<u>van der WEIDE Sander</u>
24:42	Sub. No 7 off		PAK	8	<u>AKBAR Waqas</u>	44:47	PC		NED		
24:48	Sub. No 9 off		PAK	15	<u>ZUBAIR Muhammad</u>	45:42	Shot PC Goal	2-1	NED	10	<u>TAEKEMA Taeke</u>
25:50	PC		PAK			45:51	Sub. No 15 off		PAK	11	<u>BILGRAMI Syed Abbas Haider</u>
27:51	Shot PC Goal	0-1	PAK	3	<u>IMRAN Muhammad</u>	45:56	Sub. No 16 off		PAK	9	<u>ABBASI Shakeel</u>
28:27	PC		NED			46:54	Sub. No 19 off		NED	18	<u>RECKERS Rob</u>
29:19	Shot PC GK save		NED	9	<u>WEUSTHOF Roderick</u>	46:59	Sub. No 10 off		PAK	8	<u>AKBAR Waqas</u>
29:23	Shot PC GK save		NED	14	<u>de NOOIJER Teun</u>	48:14	Minor Injury		NED	18	<u>RECKERS Rob</u>
30:26	Sub. No 23 off		NED	11	<u>DOCHERTY Laurence</u>	48:27	Shot GK save		NED	9	<u>WEUSTHOF Roderick</u>
31:22	Shot Miss		PAK	16	<u>RASOOL Shafqat</u>	48:42	Green Card		PAK	4	<u>JAVED Muhammad</u>
33:10	PC		NED			49:27	Sub. No 14 off		NED	5	<u>DERIKX Rob</u>
33:59	Shot PC GK save		NED	10	<u>TAEKEMA Taeke</u>	49:45	Sub. No 20 off		NED	19	<u>BROUWER Matthijs</u>
34:42	Minor Injury		PAK	12	<u>AHMED Nasir</u>	50:51	Green Card		PAK	2	<u>ASHRAF Zeeshan</u>

34:52 Sub. No 9 off

NED 18 RECKERS Rob

53:16	Sub. No 24 off	<u>NED</u>	3	<u>DERIKX Geert-Jan</u>
55:55	Sub. No 9 off	<u>NED</u>	20	<u>HERTZBERGER Jeroen</u>
56:00	Sub. No 23 off	<u>NED</u>	14	<u>de NOOIJER Teun</u>
56:46	Sub. No 7 off	<u>PAK</u>	10	<u>BUTT Rehan</u>
56:52	PC	<u>NED</u>		
57:40	Shot PC Goal	3-1	<u>NED</u>	10 <u>TAEKEMA Taeke</u>
58:18	Sub. No 5 off	<u>PAK</u>	15	<u>ZUBAIR Muhammad</u>
59:22	Shot GK save	<u>PAK</u>	9	<u>ABBASI Shakeel</u>
59:25	PC	<u>PAK</u>		
60:23	Shot PC GK save	<u>PAK</u>	3	<u>IMRAN Muhammad</u>
61:25	Sub. No 5 off	<u>NED</u>	11	<u>DOCHERTY Laurence</u>
61:39	Shot GK save	<u>NED</u>	19	<u>BROUWER Matthijs</u>
63:02	PC	<u>PAK</u>		
63:58	Shot PC GK save	<u>PAK</u>	3	<u>IMRAN Muhammad</u>
64:05	Minor Injury	<u>PAK</u>	10	<u>BUTT Rehan</u>
64:59	Green Card	<u>NED</u>	1	<u>VOGELS Guus</u>
65:16	PC	<u>PAK</u>		
64:26	Shot PC Goal	3-2	<u>PAK</u>	14 <u>MAQSOOD Adnan</u>
64:47	Sub. No 2 off	<u>PAK</u>	13	<u>WARSI Syed Imran Ali</u>
64:50	Sub. No 8 off	<u>PAK</u>	7	<u>WAQAS Muhammad</u>
65:07	Sub. No 11 off	<u>PAK</u>	16	<u>RASOOL Shafqat</u>
65:12	Sub. No 4 off	<u>PAK</u>	5	<u>SAQLAIN Muhammad</u>
65:24	Sub. No 12 off	<u>NED</u>	24	<u>van der HORST Robert</u>
65:53	Sub. No 18 off	<u>NED</u>	23	<u>HOYNG Timme</u>
67:00	Sub. No 13 off	<u>PAK</u>	2	<u>ASHRAF Zeeshan</u>
67:44	Shot GK save	<u>NED</u>	14	<u>de NOOIJER Teun</u>
68:06	Shot Goal	4-2	<u>NED</u>	20 <u>HERTZBERGER Jeroen</u>

Pool MB Standings

Rank	Teams	P	W	D	L	GF	GA	GD	Pts
1	<u>NED</u>	5	4	1	0	16	6	+10	13
2	<u>AUS</u>	4	3	1	0	21	4	+17	10
3	<u>GBR</u>	4	2	1	1	7	4	+3	7
4	<u>PAK</u>	5	2	0	3	11	13	-2	6
5	<u>CAN</u>	4	0	1	3	5	14	-9	1
6	<u>RSA</u>	4	0	0	4	1	20	-19	0

Pool MB Next Round Matches

Teams	Date	Time
<u>CAN</u> vs <u>RSA</u>	19 AUG 2008	18:00
<u>AUS</u> vs <u>GBR</u>	19 AUG 2008	20:30

Legend

AET - After Extra Time
 G - Green Card
 GF - Goals For
 PC - Penalty Corner
 Pts - Points
 W - Matches Won
 (C) - Captain

D - Matches Drawn
 GA - Goals Against
 L - Matches Lost
 PS - Penalty Stroke
 R - Red Card
 Y - Yellow Card
 (GK) - Goalkeeper

FG - Field Goal
 GD - Goals Difference
 P - Matches Played
 PSC - Penalty Stroke Competition
 S - Suspended
 % - Conversion Percentage



MATCH REPORT

比赛报告 / BILAN DU MATCH

Date: TUE 19 AUG 2008 Time: 18:00 Pool: MB Venue: Olympic Green Hockey Stadium Pitch: 2 Match No.: M27

Result

CAN-Canada

Full Time	5 - 3
Halftime	2 - 2

RSA-South Africa

Time on	Shirt No.	Name	Green	Yellow	Red
X	2	MAHOOD Michael (GK)			
X	3	WRIGHT Anthony		19	
X	4	TUPPER Scott		64	
X	6	SCHOLE Marian			
X	9	PEREIRA Ken			
X	10	FERNANDES Wayne			
13	11	SHORT Peter			
X	13	SHORT Robert (C)			
10	16	SANDISON Scott			
X	17	GRIMES Connor			
X	18	WETTLAUFER Paul			
8	19	PEARSON Mark			
X	20	DEOL Ranjeev	6		
18	21	KAHLON Ravinder			
X	23	KULLAR Bindi		62	
S	24	SINGH Sukhwinder			
Coach		MENDONCA Louis			

Time on	Shirt No.	Name	Green	Yellow	Red
X	1	CRONJE Andrew			
9	2	SYMONS Ian			
X	5	SMITH Austin		28/62	
X	6	JACOBS Bruce (C)			
12	7	GALLAGHER Darryn			
11	8	HARPER Marvin			
X	9	SMITH Emile			
X	11	ABRAHAMS Clyde			60
X	13	BLAKE Paul			
X	14	ROSE-INNES Eric			
9	16	BAM Marvin			
10	17	ABBOTT Geoffrey			
X	18	McDADE Thornton	23		
X	19	HIBBERT Christopher (GK)			
X	21	TSOLEKILE Lungile			
X	22	HAMMOND Thomas			
Coach		CLARK Gregg			

Team Manager Signature: DUBE Ajay
Umpire Signature: VAN EERT Roel (NED)
Judge Signature: QUAYE-KUMAH Nii (GHA)
Technical Officer Signature: ISBERG Bjorn (SWE)

Team Manager Signature: YEATS Desmond
Umpire Signature: KUMAR Satinder (IND)
Judge Signature: RENAUD Alain (FRA)
Reserve Umpire Signature: KIM Hong Lae (KOR)

Team	Minute	Shirt No.	Action	Score
RSA	4	5	PC	0 - 1
CAN	15	13	PC	1 - 1
RSA	28	21	FG	1 - 2
CAN	31	10	PC	2 - 2
CAN	38	17	FG	3 - 2

Team	Minute	Shirt No.	Action	Score
CAN	46	10	PC	4 - 2
RSA	51	5	PC	4 - 3
CAN	70	17	FG	5 - 3

Team	Minute	Shirt No.	Action	Score

Remarks

Tournament Director - READ Ken (AUS)

Legend: (C) Captain (GK) Goalkeeper S Suspended X Starting Player

Match Highlights



MEN'S POOL MB MATCH M27

Olympic Green Hockey Stadium / TUE 19 AUG 2008 / START TIME: 18:00

CAN - Canada		Final Score		RSA - South Africa	
		5-3			

Match No.: M27 **Time:** 18:00 **Weather Conditions:** Cloudy, 27C, Humidity 55%

Umpires: VAN EERT Roel(NED) ; KUMAR Satinder(IND)

Reserve Umpire: KIM Hong Lae(KOR)

Match Statistics

CAN		Goals / Shots					Cards			RSA		Goals / Shots					Cards				
Coach: MENDONCA Louis		Total	%	FG	PC	PS	G	Y	R	Coach: CLARK Gregg		Total	%	FG	PC	PS	G	Y	R		
2	MAHOOD Michael (GK)									1	1										
3	WRIGHT Anthony									1		0/2	0		0/2						
4	TUPPER Scott	0/2	0		0/2					1		2/4	50	0/1	2/3				2		
6	SCHOLE Marian																				
9	PEREIRA Ken																				
10	FERNANDES Wayne	2/3	66		2/3																
11	SHORT Peter											0/2	0	0/2							
13	SHORT Robert (C)	1/2	50	0/1	1/1														1		
16	SANDISON Scott																				
17	GRIMES Connor	2/2	100	2/2																	
18	WETTLAUFER Paul	0/1	0	0/1																	
19	PEARSON Mark																				
20	DEOL Ranjeev								1			0/3	0	0/3					1		
21	KAHLON Ravinder	0/1	0	0/1																	
23	KULLAR Bindi								1			1/1	100	1/1							
S	SINGH Sukhwinder																				
Totals:		5/11	45	2/5	3/6				1	3	Totals:	3/12	25	1/7	2/5				1	2	1

Play By Play

Time	Action	Score	Team	No.	Player	Time	Action	Score	Team	No.	Player
First Half						Second Half					
02:35	Shot Miss		CAN	18	WETTLAUFER Paul	35:00	Sub. No 21 off		CAN	23	KULLAR Bindi
03:14	Shot GK save		RSA	18	McDADE Thornton	35:00	Sub. No 2 off		RSA	6	JACOBS Bruce
03:17	PC		RSA			35:00	Sub. No 8 off		RSA	18	McDADE Thornton
04:00	Shot PC Goal	0-1	RSA	5	SMITH Austin	35:00	Sub. No 17 off		RSA	21	TSOLEKILE Lungile
05:22	Green Card		CAN	20	DEOL Ranjeev	35:08	Sub. No 19 off		CAN	20	DEOL Ranjeev
07:46	Sub. No 20 off		CAN	19	PEARSON Mark	35:53	Shot GK save		RSA	18	McDADE Thornton
08:29	Sub. No 5 off		RSA	2	SYMONS Ian	36:56	Shot GK save		RSA	9	SMITH Emile
09:00	Sub. No 14 off		RSA	16	BAM Marvin	37:40	Shot Goal	3-2	CAN	17	GRIMES Connor
09:06	Shot Miss		RSA	18	McDADE Thornton	41:44	Sub. No 6 off		CAN	11	SHORT Peter
09:49	Sub. No 10 off		CAN	16	SANDISON Scott	41:57	Sub. No 18 off		RSA	8	HARPER Marvin
09:58	Sub. No 18 off		RSA	17	ABBOTT Geoffrey	42:27	Sub. No 21 off		RSA	17	ABBOTT Geoffrey
10:10	Sub. No 21 off		RSA	8	HARPER Marvin	42:37	Sub. No 14 off		RSA	16	BAM Marvin
10:23	PC		CAN			44:17	PC		CAN		
11:25	Shot PC GK save		CAN	4	TUPPER Scott	45:18	Shot PC Goal	4-2	CAN	10	FERNANDES Wayne
11:31	Sub. No 11 off		RSA	7	GALLAGHER Darryn	45:33	Sub. No 11 off		RSA	2	SYMONS Ian
12:48	Sub. No 6 off		CAN	11	SHORT Peter	45:38	Sub. No 22 off		RSA	7	GALLAGHER Darryn
13:50	PC		CAN			47:19	Sub. No 17 off		CAN	19	PEARSON Mark
14:50	Shot PC GK save		CAN	4	TUPPER Scott	47:40	Sub. No 23 off		CAN	21	KAHLON Ravinder
14:52	Shot PC Goal	1-1	CAN	13	SHORT Robert	49:08	Shot Save		RSA	9	SMITH Emile
15:51	Sub. No 17 off		CAN	20	DEOL Ranjeev	49:12	PC		RSA		
15:59	Sub. No 13 off		RSA	14	ROSE-INNES Eric	50:07	Shot PC GK save		RSA	2	SYMONS Ian
16:03	Sub. No 9 off		RSA	18	McDADE Thornton	50:11	Shot PC Goal	4-3	RSA	5	SMITH Austin
16:06	Sub. No 1 off		RSA	5	SMITH Austin	50:21	Sub. No 20 off		CAN	6	SCHOLE Marian
17:15	Sub. No 23 off		CAN	21	KAHLON Ravinder	50:25	Sub. No 13 off		RSA	14	ROSE-INNES Eric
18:24	Sub. No 7 off		RSA	11	ABRAHAMS Clyde	50:30	Sub. No 5 off		RSA	22	HAMMOND Thomas
18:28	Sub. No 19 off		CAN	17	GRIMES Connor	51:27	Minor Injury		CAN	19	PEARSON Mark
18:43	Yellow Card		CAN	3	WRIGHT Anthony	51:32	Sub. No 19 off		CAN	17	GRIMES Connor
20:00	Sub. No 17 off		RSA	21	TSOLEKILE Lungile	51:39	Sub. No 9 off		RSA	18	McDADE Thornton
20:04	Sub. No 2 off		RSA	13	BLAKE Paul	55:17	Sub. No 7 off		RSA	11	ABRAHAMS Clyde
21:16	Sub. No 22 off		RSA	7	GALLAGHER Darryn	55:21	Sub. No 21 off		CAN	23	KULLAR Bindi

22:00	Sub. No 3 off	CAN	23	KULLAR Bindi	55:27	Sub. No 1 off	RSA	13	BLAKE Paul	
22:20	Sub. No 8 off	RSA	9	SMITH Emile	56:12	Sub. No 10 off	CAN	16	SANDISON Scott	
22:22	Sub. No 11 off	CAN	6	SCHOLE Marian	56:33	Sub. No 11 off	CAN	20	DEOL Ranjeev	
22:25	Sub. No 14 off	RSA	1	CRONJE Andrew	56:39	Sub. No 17 off	RSA	21	TSOLEKILE Lungile	
22:29	Green Card	RSA	18	McDADE Thornton	57:50	Sub. No 17 off	CAN	19	PEARSON Mark	
23:24	Sub. No 20 off	CAN	19	PEARSON Mark	58:11	Sub. No 18 off	RSA	9	SMITH Emile	
23:44	Suspension Ends	CAN	3	WRIGHT Anthony	60:00	Minor Injury	CAN	6	SCHOLE Marian	
24:59	Shot Miss	RSA	5	SMITH Austin	60:00	Red Card	RSA	11	ABRAHAMS Clyde	
25:51	PC	RSA			60:07	Sub. No 6 off	RSA	5	SMITH Austin	
26:42	Shot PC GK save	RSA	5	SMITH Austin	61:15	Yellow Card	RSA	5	SMITH Austin	
27:00	Sub. No 16 off	RSA	14	ROSE-INNES Eric	61:19	Yellow Card	CAN	23	KULLAR Bindi	
27:15	Shot Goal	1-2	RSA	21	TSOLEKILE Lungile	61:51	Sub. No 19 off	CAN	17	GRIMES Connor
27:35	Sub. No 23 off	CAN	10	FERNANDES Wayne	62:36	Sub. No 8 off	RSA	6	JACOBS Bruce	
27:39	Sub. No 18 off	RSA	17	ABBOTT Geoffrey	63:39	Sub. No 9 off	RSA	18	McDADE Thornton	
27:53	Yellow Card	RSA	5	SMITH Austin	63:44	PC	RSA			
28:47	Sub. No 16 off	CAN	3	WRIGHT Anthony	64:00	Yellow Card	CAN	4	TUPPER Scott	
29:11	PC	CAN			64:03	Shot PC Miss	RSA	2	SYMONS Ian	
30:05	Shot PC Goal	2-2	CAN	10	FERNANDES Wayne	64:52	Sub. No 16 off	RSA	1	CRONJE Andrew
30:28	Sub. No 21 off	RSA	8	HARPER Marvin	65:02	Sub. No 22 off	RSA	7	GALLAGHER Darryn	
32:16	Shot GK save	CAN	21	KAHLON Ravinder	65:35	Sub. No 3 off	CAN	10	FERNANDES Wayne	
32:24	PC	CAN			66:16	Suspension Ends	RSA	5	SMITH Austin	
32:54	Suspension Ends	RSA	5	SMITH Austin	66:20	Suspension Ends	CAN	23	KULLAR Bindi	
33:22	Shot PC GK save	CAN	10	FERNANDES Wayne	66:45	Sub. No 21 off	RSA	17	ABBOTT Geoffrey	
33:34	Sub. No 6 off	RSA	2	SYMONS Ian	69:04	Suspension Ends	CAN	4	TUPPER Scott	
33:39	Sub. No 7 off	RSA	22	HAMMOND Thomas	69:06	Shot Goal	5-3	CAN	17	GRIMES Connor
34:16	Shot Miss	CAN	13	SHORT Robert	69:13	Sub. No 20 off	CAN	11	SHORT Peter	
34:58	Minor Injury	RSA	22	HAMMOND Thomas						

Pool MB Standings

Rank	Teams	P	W	D	L	GF	GA	GD	Pts
1	NED	5	4	1	0	16	6	+10	13
2	AUS	4	3	1	0	21	4	+17	10
3	GBR	4	2	1	1	7	4	+3	7
4	PAK	5	2	0	3	11	13	-2	6
5	CAN	5	1	1	3	10	17	-7	4
6	RSA	5	0	0	5	4	25	-21	0

Pool MB Next Round Matches

Teams	Date	Time
AUS vs GBR	19 AUG 2008	20:30

Legend

AET - After Extra Time
G - Green Card
GF - Goals For
PC - Penalty Corner
Pts - Points
W - Matches Won
(C) - Captain

D - Matches Drawn
GA - Goals Against
L - Matches Lost
PS - Penalty Stroke
R - Red Card
Y - Yellow Card
(GK) - Goalkeeper

FG - Field Goal
GD - Goals Difference
P - Matches Played
PSC - Penalty Stroke Competition
S - Suspended
% - Conversion Percentage



MATCH REPORT

比赛报告 / BILAN DU MATCH

Date: TUE 19 AUG 2008 Time: 20:30 Pool: MB Venue: Olympic Green Hockey Stadium Pitch: 2 Match No.: M28

Result

AUS-Australia

Full Time	3 - 3
Halftime	0 - 1

GBR-Great Britain

Time on	Shirt No.	Name	▼ Green	■ Yellow	● Red
X	1	DWYER Jamie			
12	2	DE YOUNG Liam			
X	6	HAMMOND Rob			
X	9	KNOWLES Mark			
10	11	OCKENDEN Eddie			
X	12	GUEST David			
16	13	DOERNER Luke			
11	14	SCHUBERT Grant			
X	15	GEORGE Bevan (C)			
X	18	LAMBERT Stephen (GK)			
X	19	MATHESON Eli			
X	23	WELLS Matthew			
X	24	BROOKS Travis			
12	28	BROWN Kiel			
X	31	KAVANAGH Fergus			
X	32	ABBOTT Des			
Coach		DANCER Barry			

Time on	Shirt No.	Name	▼ Green	■ Yellow	● Red
X	1	McGREGOR Alistair (GK)			
X	4	KIRKHAM Glenn			
X	5	ALEXANDER Richard			
X	6	MANTELL Richard			
10	7	JACKSON Ashley			
6	8	MANTELL Simon			
X	9	DICK Stephen			
X	10	DALY Matt			
7	12	CLARKE Jonty			
X	13	MOORE Rob			
12	14	HAWES Ben (C)			
X	17	WILSON Alastair	32		
X	18	MIDDLETON Barry			
6	20	TINDALL James			
X	21	BLEBY Jon			
X	24	MARSDEN Ben			
Coach		LEE Jason			

Team Manager	Signature
BIRSE Peter	
Umpire	Signature
BLASCH Christian (GER)	
Judge	Signature
HARRIS Willard (TRI)	
Technical Officer	Signature
DOYER Wiert (NED)	

Team Manager	Signature
NICHOLSON Peter	
Umpire	Signature
ADELL Xavier (ESP)	
Judge	Signature
BUDEISKY Alberto (ARG)	
Reserve Umpire	Signature
KUMAR Satinder (IND)	

Team	Minute	Shirt No.	Action	Score
GBR	34	18	FG	0 - 1
AUS	40	15	PC	1 - 1
AUS	45	1	FG	2 - 1
GBR	47	6	PC	2 - 2
GBR	55	13	FG	2 - 3

Team	Minute	Shirt No.	Action	Score
AUS	68	11	FG	3 - 3

Team	Minute	Shirt No.	Action	Score

Remarks

Tournament Director - READ Ken (AUS)

Legend:	(C) Captain	(GK) Goalkeeper	X Starting Player
----------------	-------------	-----------------	-------------------

Match Highlights



MEN'S POOL MB MATCH M28

Olympic Green Hockey Stadium / TUE 19 AUG 2008 / START TIME: 20:30

AUS - Australia		Final Score		GBR - Great Britain	
		3-3			

Match No.: M28 **Time:** 20:30 **Weather Conditions:** Cloudy, 27C, Humidity 55%

Umpires: BLASCH Christian(GER) ;ADELL Xavier(ESP)

Reserve Umpire: KUMAR Satinder(IND)

Match Statistics

AUS		Goals / Shots					Cards		GBR		Goals / Shots					Cards			
Coach: DANCER Barry		Total	%	FG	PC	PS	G	Y	R	Coach: LEE Jason		Total	%	FG	PC	PS	G	Y	R
1	DWYER Jamie	1/1	100	1/1						1	McGREGOR Alistair (GK)								
2	DE YOUNG Liam	0/1	0	0/1						4	KIRKHAM Glenn								
6	HAMMOND Rob									5	ALEXANDER Richard	0/1	0	0/1					
9	KNOWLES Mark	0/1	0	0/1						6	MANTELL Richard	1/2	50		1/2				
11	OCKENDEN Eddie	1/1	100	1/1						7	JACKSON Ashley								
12	GUEST David	0/3	0	0/1	0/2					8	MANTELL Simon								
13	DOERNER Luke	0/2	0		0/2					9	DICK Stephen								
14	SCHUBERT Grant	0/2	0	0/2						10	DALY Matt								
15	GEORGE Bevan (C)	1/1	100		1/1					12	CLARKE Jonty	0/1	0	0/1					
18	LAMBERT Stephen (GK)									13	MOORE Rob	1/1	100	1/1					
19	MATHESON Eli	0/1	0	0/1						14	HAWES Ben (C)								
23	WELLS Matthew	0/1	0		0/1					17	WILSON Alastair								1
24	BROOKS Travis	0/1	0	0/1						18	MIDDLETON Barry	1/1	100	1/1					
28	BROWN Kiel									20	TINDALL James								
31	KAVANAGH Fergus	0/1	0	0/1						21	BLEBY Jon								
32	ABBOTT Des	0/1	0	0/1						24	MARSDEN Ben								
Totals:		3/17	17	2/11	1/6					Totals:		3/6	50	2/4	1/2				1

Play By Play

Time	Action	Score	Team	No.	Player	Time	Action	Score	Team	No.	Player
First Half						Second Half					
05:13	Sub. No 10 off		GBR	8	MANTELL Simon	35:00	Sub. No 2 off		AUS	11	OCKENDEN Eddie
05:49	Sub. No 9 off		GBR	20	TINDALL James	35:00	Sub. No 6 off		AUS	12	GUEST David
06:16	Sub. No 5 off		GBR	12	CLARKE Jonty	35:00	Sub. No 13 off		AUS	19	MATHESON Eli
09:31	Sub. No 13 off		GBR	7	JACKSON Ashley	35:00	Sub. No 24 off		AUS	23	WELLS Matthew
10:00	Sub. No 19 off		AUS	11	OCKENDEN Eddie	35:00	Sub. No 32 off		AUS	31	KAVANAGH Fergus
10:41	Sub. No 32 off		AUS	14	SCHUBERT Grant	35:00	Sub. No 10 off		GBR	8	MANTELL Simon
11:25	Sub. No 17 off		GBR	14	HAWES Ben	35:00	Sub. No 18 off		GBR	13	MOORE Rob
11:58	Sub. No 31 off		AUS	2	DE YOUNG Liam	35:00	Sub. No 24 off		GBR	14	HAWES Ben
11:59	Sub. No 9 off		AUS	28	BROWN Kiel	36:55	PC		AUS		
12:02	Sub. No 8 off		GBR	10	DALY Matt	37:45	Shot PC Save		AUS	12	GUEST David
12:53	Sub. No 20 off		GBR	9	DICK Stephen	37:49	PC		AUS		
14:28	Sub. No 12 off		GBR	5	ALEXANDER Richard	38:21	Shot PC Save		AUS	23	WELLS Matthew
15:01	Sub. No 4 off		GBR	13	MOORE Rob	39:03	PC		AUS		
15:12	Sub. No 24 off		AUS	13	DOERNER Luke	39:45	Shot PC Goal	1-1	AUS	15	GEORGE Bevan
15:31	Sub. No 15 off		AUS	19	MATHESON Eli	40:14	Sub. No 7 off		GBR	18	MIDDLETON Barry
15:37	Sub. No 6 off		AUS	9	KNOWLES Mark	41:46	Sub. No 20 off		GBR	10	DALY Matt
16:24	Sub. No 1 off		AUS	31	KAVANAGH Fergus	42:32	Sub. No 12 off		GBR	5	ALEXANDER Richard
17:59	PC		AUS			43:10	Sub. No 8 off		GBR	9	DICK Stephen
18:58	Shot PC Miss		AUS	13	DOERNER Luke	44:01	Shot Goal	2-1	AUS	1	DWYER Jamie
19:06	PC		AUS			44:25	Sub. No 19 off		AUS	24	BROOKS Travis
19:17	Shot PC Miss		AUS	13	DOERNER Luke	44:36	Shot Miss		GBR	5	ALEXANDER Richard
19:24	Sub. No 9 off		GBR	20	TINDALL James	44:44	Sub. No 14 off		AUS	32	ABBOTT Des
19:55	Shot GK save		AUS	14	SCHUBERT Grant	45:22	PC		GBR		
20:01	Shot Save		AUS	31	KAVANAGH Fergus	46:10	Shot PC Save		GBR	6	MANTELL Richard
20:04	Shot GK save		AUS	9	KNOWLES Mark	46:12	PC		GBR		
21:01	Sub. No 24 off		GBR	17	WILSON Alastair	46:58	Shot PC Goal	2-2	GBR	6	MANTELL Richard
21:05	Sub. No 10 off		GBR	8	MANTELL Simon	47:11	Sub. No 1 off		AUS	2	DE YOUNG Liam
21:12	Sub. No 5 off		GBR	12	CLARKE Jonty	47:17	Sub. No 13 off		GBR	7	JACKSON Ashley
21:28	Sub. No 12 off		AUS	6	HAMMOND Rob	47:23	Sub. No 28 off		AUS	6	HAMMOND Rob
21:57	Sub. No 14 off		AUS	32	ABBOTT Des	49:21	Sub. No 14 off		GBR	24	MARSDEN Ben

22:40	Sub. No 18 off	GBR	4	KIRKHAM Glenn	50:25	Sub. No 11 off	AUS	13	DOERNER Luke
23:00	Sub. No 19 off	AUS	15	GEORGE Bevan	50:49	Sub. No 23 off	AUS	19	MATHESON Eli
23:31	Sub. No 23 off	AUS	19	MATHESON Eli	50:59	Sub. No 5 off	GBR	8	MANTELL Simon
25:49	Shot Miss	AUS	2	DE YOUNG Liam	51:02	Sub. No 9 off	GBR	12	CLARKE Jonty
25:59	Sub. No 20 off	GBR	9	DICK Stephen	51:54	Sub. No 10 off	GBR	20	TINDALL James
26:03	Sub. No 7 off	GBR	18	MIDDLETON Barry	52:05	Sub. No 12 off	AUS	28	BROWN Kiel
26:07	Sub. No 19 off	AUS	24	BROOKS Travis	52:33	Sub. No 31 off	AUS	1	DWYER Jamie
26:10	Sub. No 31 off	AUS	1	DWYER Jamie	53:18	Sub. No 4 off	GBR	13	MOORE Rob
28:08	Sub. No 8 off	GBR	10	DALY Matt	53:45	Shot Miss	AUS	32	ABBOTT Des
28:29	Sub. No 12 off	GBR	5	ALEXANDER Richard	54:01	Sub. No 17 off	GBR	14	HAWES Ben
28:33	Sub. No 14 off	GBR	24	MARSDEN Ben	54:38	Shot Goal	2-3 GBR	13	MOORE Rob
31:03	Sub. No 11 off	AUS	14	SCHUBERT Grant	56:26	Sub. No 15 off	AUS	23	WELLS Matthew
31:27	Sub. No 9 off	GBR	20	TINDALL James	56:32	Shot Miss	AUS	19	MATHESON Eli
31:43	Sub. No 13 off	GBR	7	JACKSON Ashley	56:39	Sub. No 12 off	GBR	5	ALEXANDER Richard
31:58	Green Card	GBR	17	WILSON Alastair	56:42	Sub. No 8 off	GBR	9	DICK Stephen
32:38	Sub. No 5 off	GBR	12	CLARKE Jonty	57:30	Shot Miss	AUS	24	BROOKS Travis
33:58	Shot Goal	0-1 GBR	18	MIDDLETON Barry	58:27	Sub. No 24 off	AUS	11	OCKENDEN Eddie
					58:39	Sub. No 6 off	AUS	12	GUEST David
					59:21	Sub. No 32 off	AUS	14	SCHUBERT Grant
					59:43	Sub. No 7 off	GBR	4	KIRKHAM Glenn
					61:03	Sub. No 20 off	GBR	10	DALY Matt
					61:22	Sub. No 14 off	GBR	17	WILSON Alastair
					62:42	Shot GK save	AUS	14	SCHUBERT Grant
					63:00	Sub. No 9 off	AUS	6	HAMMOND Rob
					63:07	Sub. No 5 off	GBR	12	CLARKE Jonty
					63:10	Sub. No 9 off	GBR	8	MANTELL Simon
					63:14	Sub. No 18 off	GBR	7	JACKSON Ashley
					63:22	Sub. No 2 off	AUS	31	KAVANAGH Fergus
					63:27	Minor Injury	GBR	12	CLARKE Jonty
					63:40	Sub. No 13 off	AUS	15	GEORGE Bevan
					63:44	Sub. No 24 off	GBR	14	HAWES Ben
					63:43	Shot Save	GBR	12	CLARKE Jonty
					65:40	PC	AUS		
					66:27	Shot PC Save	AUS	12	GUEST David
					66:33	Sub. No 28 off	AUS	9	KNOWLES Mark
					66:38	Shot GK save	AUS	12	GUEST David
					66:53	Sub. No 13 off	GBR	18	MIDDLETON Barry
					66:57	Sub. No 19 off	AUS	24	BROOKS Travis
					67:18	Sub. No 10 off	GBR	9	DICK Stephen
					67:30	Shot Goal	3-3 AUS	11	OCKENDEN Eddie
					68:30	Sub. No 14 off	AUS	32	ABBOTT Des
					68:38	Sub. No 8 off	GBR	20	TINDALL James

Pool MB Standings

Rank	Teams	P	W	D	L	GF	GA	GD	Pts
1	NED	5	4	1	0	16	6	+10	13
2	AUS	5	3	2	0	24	7	+17	11
3	GBR	5	2	2	1	10	7	+3	8
4	PAK	5	2	0	3	11	13	-2	6
5	CAN	5	1	1	3	10	17	-7	4
6	RSA	5	0	0	5	4	25	-21	0

Legend

AET - After Extra Time
G - Green Card
GF - Goals For
PC - Penalty Corner
Pts - Points
W - Matches Won
(C) - Captain

D - Matches Drawn
GA - Goals Against
L - Matches Lost
PS - Penalty Stroke
R - Red Card
Y - Yellow Card
(GK) - Goalkeeper

FG - Field Goal
GD - Goals Difference
P - Matches Played
PSC - Penalty Stroke Competition
S - Suspended
% - Conversion Percentage



MATCH REPORT

比赛报告 / BILAN DU MATCH

Date: THU 21 AUG 2008 Time: 18:00 Classification: 1 - 4 Venue: Olympic Green Hockey Stadium Pitch: 1 Match No.: M33

Result

Full Time	1 - 1
Halftime	0 - 0
Extra Time	1 - 1
Penalty Strokes	3 - 4

NED-Netherlands

GER-Germany

Time on	Shirt No.	Name	▼ Green	■ Yellow	● Red
X	1	VOGELS Guus (GK)			
X	3	DERIKX Geert-Jan			
21	5	DERIKX Rob			
X	6	BOERMA Thomas			
26	7	van der WEIDE Sander			
X	8	BROUWER Ronald			
14	9	WEUSTHOF Roderick			
X	10	TAEKEMA Taeke			
X	11	DOCHERTY Laurence			
X	12	DELMEE Jeroen (C)			
X	14	de NOOIJER Teun			
11	18	RECKERS Rob			
X	19	BROUWER Matthijs	45		
X	20	HERTZBERGER Jeroen			
9	23	HOYNG Timme			
X	24	van der HORST Robert			
Coach		OLTMANS Roelant			

Time on	Shirt No.	Name	▼ Green	■ Yellow	● Red
6	3	WITTE Philip			
X	4	MUELLER Maximilian			
X	5	BIEDERLACK Sebastian	61		
X	7	NEVADO Carlos			
X	9	FUERSTE Moritz			
8	10	MONTAG Jan-Marco			
X	13	HAUKE Tobias			
X	14	WEISSENBORN Tibor			
7	15	WESS Benjamin	29		
8	16	MEINERT Niklas			
X	17	WESS Timo (C)			
X	19	ZELLER Christopher			
X	21	WEINHOLD Max (GK)			
X	22	WITTHAUS Matthias			
7	23	KELLER Florian			
X	25	ZELLER Philipp			
Coach		WEISE Markus			

Team Manager Signature: van MAASAKKER Robert
Umpire Signature: GENTLES David (AUS)
Judge Signature: HARRIS Willard (TRI)
Technical Officer Signature: DEVADAS Mathavan (SIN)

Team Manager Signature: NITTEL Rainer
Umpire Signature: WRIGHT John (RSA)
Judge Signature: BUDEISKY Alberto (ARG)
Reserve Umpire Signature: GRIME Murray (AUS)

Team	Minute	Shirt No.	Action	Score
NED	66	23	PC	1 - 0
GER	68	25	FG	1 - 1

Team	Minute	Shirt No.	Action	Score

Team	Minute	Shirt No.	Action	Score
Golden Goal				

Remarks

Tournament Director - READ Ken (AUS)

Legend: (C) Captain (GK) Goalkeeper X Starting Player



PENALTY STROKE COMPETITION

罚点球比赛 / FIN DU MATCH PAR PENALTY

Date: THU 21 AUG 2008 Time: 18:00 Classification: 1 - 4 Venue: Olympic Green Hockey Stadium Pitch: 1 Match No.: M33

Team NED-Netherlands

	Shirt No.	Result
1	10	X
2	8	X
3	18	O
4	9	O
5	14	X

Team GER-Germany

	Shirt No.	Result
1	19	X
2	23	O
3	16	X
4	25	O
5	14	X

Sequence of the listed players approved

Team Manager
van MAASAKKER Robert (NED)

Team Manager
NITTEL Rainer (GER)

SUDDEN DEATH

(May exceed 10 strokes)

	Shirt No.	Result
1	10	O
2		
3		
4		
5		

	Shirt No.	Result
1	19	X
2		
3		
4		
5		

	Shirt No.	Result
1		
2		
3		
4		
5		

	Shirt No.	Result
1		
2		
3		
4		
5		

Final Result of Penalty Stroke Competition

3 - 4

Umpire
GENTLES David (AUS)
Team Manager
van MAASAKKER Robert (NED)

Umpire
WRIGHT John (RSA)
Team Manager
NITTEL Rainer (GER)

Technical Officer
DEVADAS Mathavan (SIN)

Remarks

Legend: O Not scored X Scored

Match Highlights



MEN'S SEMIFINAL 1 MATCH M33

Olympic Green Hockey Stadium / THU 21 AUG 2008 / START TIME: 18:00

NED - Netherlands		Final Score		GER - Germany	
		1-1, PSC 3-4			

Match No.: M33 **Time:** 18:00 **Weather Conditions:** Thunderstorm, 19C, Humidity 96%

Umpires: GENTLES David(AUS) ; WRIGHT John(RSA)

Reserve Umpire: GRIME Murray(AUS)

Match Statistics

NED		Goals / Shots					Cards		GER		Goals / Shots					Cards	
Coach: OLTMANS Roelant	Total	%	FG	PC	PS	G	Y	R	Coach: WEISE Markus	Total	%	FG	PC	PS	G	Y	R
1 <u>VOGELS Guus</u> (GK)									3 <u>WITTE Philip</u>	0/1	0	0/1					
3 <u>DERIKX Geert-Jan</u>									4 <u>MUELLER Maximilian</u>								
5 <u>DERIKX Rob</u>									5 <u>BIEDERLACK Sebastian</u>								1
6 <u>BOERMA Thomas</u>	0/1	0	0/1						7 <u>NEVADO Carlos</u>								
7 <u>van der WEIDE Sander</u>									9 <u>FUERSTE Moritz</u>	0/1	0	0/1					
8 <u>BROUWER Ronald</u>									10 <u>MONTAG Jan-Marco</u>								
9 <u>WEUSTHOF Roderick</u>									13 <u>HAUKE Tobias</u>								
10 <u>TAEKEMA Taeke</u>	0/1	0		0/1					14 <u>WEISSENBORN Tibor</u>								
11 <u>DOCHERTY Laurence</u>									15 <u>WESS Benjamin</u>	0/1	0	0/1					1
12 <u>DELMEE Jeroen</u> (C)									16 <u>MEINERT Niklas</u>								
14 <u>de NOOIJER Teun</u>	0/2	0	0/2						17 <u>WESS Timo</u> (C)								
18 <u>RECKERS Rob</u>									19 <u>ZELLER Christopher</u>	0/3	0	0/2	0/1				
19 <u>BROUWER Matthijs</u>	0/2	0	0/2			1			21 <u>WEINHOLD Max</u> (GK)								
20 <u>HERTZBERGER Jeroen</u>									22 <u>WITTHAUS Matthias</u>	0/4	0	0/4					
23 <u>HOYNG Timme</u>	1/1	100		1/1					23 <u>KELLER Florian</u>	0/3	0	0/3					
24 <u>van der HORST Robert</u>									25 <u>ZELLER Philipp</u>	1/2	50	1/2					
Totals:	1/7	14	0/5	1/2		1			Totals:	1/15	6	1/14	0/1		2		

Play By Play

Time	Action	Score	Team	No.	Player	Time	Action	Score	Team	No.	Player
First Half						Second Half					
03:30	Shot Miss		GER	22	WITTHAUS Matthias	35:00	Sub. No 18 off		NED	20	HERTZBERGER Jeroen
04:29	Shot GK save		NED	19	BROUWER Matthijs	35:00	Sub. No 11 off		NED	19	BROUWER Matthijs
05:56	Sub. No 7 off		GER	3	WITTE Philip	35:00	Sub. No 7 off		NED	12	DELMEE Jeroen
06:18	Sub. No 9 off		GER	15	WESS Benjamin	35:00	Sub. No 10 off		GER	7	NEVADO Carlos
07:00	Sub. No 22 off		GER	23	KELLER Florian	35:01	Sub. No 3 off		GER	5	BIEDERLACK Sebastian
07:27	Sub. No 13 off		GER	16	MEINERT Niklas	36:24	Shot GK save		GER	22	WITTHAUS Matthias
07:40	Sub. No 25 off		GER	10	MONTAG Jan-Marco	36:52	Shot Miss		GER	19	ZELLER Christopher
08:07	Sub. No 11 off		NED	23	HOYNG Timme	37:06	Shot Miss		GER	19	ZELLER Christopher
09:52	Sub. No 19 off		GER	7	NEVADO Carlos	37:57	Shot GK save		GER	22	WITTHAUS Matthias
10:09	Sub. No 20 off		NED	18	RECKERS Rob	38:35	Shot GK save		GER	25	ZELLER Philipp
11:07	Sub. No 14 off		GER	9	FUERSTE Moritz	39:07	Sub. No 20 off		NED	18	RECKERS Rob
12:35	Sub. No 15 off		GER	13	HAUKE Tobias	40:04	Sub. No 22 off		GER	23	KELLER Florian
12:39	Sub. No 5 off		GER	25	ZELLER Philipp	40:14	Sub. No 7 off		GER	3	WITTE Philip
12:43	Sub. No 3 off		GER	22	WITTHAUS Matthias	40:43	Sub. No 9 off		GER	15	WESS Benjamin
13:19	Sub. No 19 off		NED	9	WEUSTHOF Roderick	42:21	Shot GK save		GER	23	KELLER Florian
14:42	Sub. No 16 off		GER	14	WEISSENBORN Tibor	42:23	Shot GK save		GER	23	KELLER Florian
15:29	Sub. No 8 off		NED	20	HERTZBERGER Jeroen	42:32	Sub. No 13 off		GER	16	MEINERT Niklas
17:31	Sub. No 23 off		GER	19	ZELLER Christopher	42:50	Minor Injury		NED	1	VOGELS Guus
18:30	Sub. No 10 off		GER	5	BIEDERLACK Sebastian	43:03	Sub. No 19 off		GER	22	WITTHAUS Matthias
18:33	Sub. No 7 off		GER	3	WITTE Philip	43:06	Sub. No 25 off		GER	10	MONTAG Jan-Marco
20:14	Sub. No 9 off		NED	19	BROUWER Matthijs	44:09	Minor Injury		GER	4	MUELLER Maximilian
21:00	Sub. No 14 off		NED	5	DERIKX Rob	44:16	Green Card		NED	19	BROUWER Matthijs
21:59	Sub. No 9 off		GER	15	WESS Benjamin	44:22	Sub. No 14		GER	9	FUERSTE Moritz

off

22:50	Sub. No 18 off	<u>NED</u>	8	<u>BROUWER Ronald</u>	44:45	Shot GK save	<u>NED</u>	19	<u>BROUWER Matthijs</u>	
23:35	Sub. No 13 off	<u>GER</u>	16	<u>MEINERT Niklas</u>	44:49	Shot GK save	<u>NED</u>	14	<u>de NOOIJER Teun</u>	
24:13	Sub. No 25 off	<u>GER</u>	10	<u>MONTAG Jan-Marco</u>	45:46	Sub. No 16 off	<u>GER</u>	13	<u>HAUKE Tobias</u>	
25:14	Sub. No 19 off	<u>NED</u>	14	<u>de NOOIJER Teun</u>	45:50	Sub. No 19 off	<u>NED</u>	9	<u>WEUSTHOF Roderick</u>	
25:27	Sub. No 12 off	<u>NED</u>	7	<u>van der WEIDE Sander</u>	46:12	Sub. No 5 off	<u>GER</u>	25	<u>ZELLER Philipp</u>	
26:14	Sub. No 3 off	<u>GER</u>	7	<u>NEVADO Carlos</u>	46:30	Sub. No 23 off	<u>GER</u>	19	<u>ZELLER Christopher</u>	
26:19	Sub. No 22 off	<u>GER</u>	23	<u>KELLER Florian</u>	47:41	Sub. No 15 off	<u>GER</u>	14	<u>WEISSENBORN Tibor</u>	
26:22	Sub. No 14 off	<u>GER</u>	9	<u>FUERSTE Moritz</u>	48:44	Sub. No 14 off	<u>NED</u>	11	<u>DOCHERTY Laurence</u>	
26:59	Sub. No 5 off	<u>NED</u>	11	<u>DOCHERTY Laurence</u>	50:12	Sub. No 10 off	<u>GER</u>	5	<u>BIEDERLACK Sebastian</u>	
29:00	Green Card	<u>GER</u>	15	<u>WESS Benjamin</u>	50:17	Sub. No 8 off	<u>NED</u>	19	<u>BROUWER Matthijs</u>	
29:15	Sub. No 15 off	<u>GER</u>	13	<u>HAUKE Tobias</u>	50:20	Sub. No 3 off	<u>GER</u>	7	<u>NEVADO Carlos</u>	
30:00	Shot Miss	<u>NED</u>	14	<u>de NOOIJER Teun</u>	52:14	PC	<u>NED</u>			
30:17	Sub. No 5 off	<u>GER</u>	25	<u>ZELLER Philipp</u>	53:47	Shot PC Save	<u>NED</u>	10	<u>TAEKEMA Taeke</u>	
30:40	Sub. No 20 off	<u>NED</u>	18	<u>RECKERS Rob</u>	53:53	Sub. No 19 off	<u>GER</u>	23	<u>KELLER Florian</u>	
31:32	Minor Injury	<u>GER</u>	25	<u>ZELLER Philipp</u>	55:30	Sub. No 9 off	<u>GER</u>	15	<u>WESS Benjamin</u>	
31:37	Sub. No 7 off	<u>GER</u>	22	<u>WITTHAUS Matthias</u>	56:06	Sub. No 19 off	<u>NED</u>	14	<u>de NOOIJER Teun</u>	
31:53	Sub. No 16 off	<u>GER</u>	14	<u>WEISSENBORN Tibor</u>	56:19	Sub. No 9 off	<u>NED</u>	20	<u>HERTZBERGER Jeroen</u>	
33:24	Shot Miss	<u>GER</u>	23	<u>KELLER Florian</u>	56:25	Sub. No 13 off	<u>GER</u>	16	<u>MEINERT Niklas</u>	
34:04	Sub. No 23 off	<u>GER</u>	3	<u>WITTE Philip</u>	57:42	Sub. No 7 off	<u>GER</u>	3	<u>WITTE Philip</u>	
					59:19	Sub. No 18 off	<u>NED</u>	8	<u>BROUWER Ronald</u>	
					60:05	Sub. No 23 off	<u>GER</u>	19	<u>ZELLER Christopher</u>	
					60:34	Sub. No 15 off	<u>GER</u>	9	<u>FUERSTE Moritz</u>	
					60:44	Green Card	<u>GER</u>	5	<u>BIEDERLACK Sebastian</u>	
					60:49	Sub. No 16 off	<u>GER</u>	13	<u>HAUKE Tobias</u>	
					60:52	Sub. No 25 off	<u>GER</u>	10	<u>MONTAG Jan-Marco</u>	
					64:29	Sub. No 10 off	<u>GER</u>	25	<u>ZELLER Philipp</u>	
					64:46	PC	<u>NED</u>			
					65:40	Shot PC Goal	1-0	<u>NED</u>	23	<u>HOYNG Timme</u>
					65:46	Sub. No 3 off	<u>GER</u>	23	<u>KELLER Florian</u>	
					66:11	PC	<u>GER</u>			
					66:31	Shot PC Save	<u>GER</u>	19	<u>ZELLER Christopher</u>	
					66:38	Sub. No 23 off	<u>NED</u>	5	<u>DERIKX Rob</u>	
					67:44	Shot Goal	1-1	<u>GER</u>	25	<u>ZELLER Philipp</u>

Time	Action	Score	Team	No.	Player
First Extra Time					
70:00	Sub. No 5 off		<u>NED</u>	9	<u>WEUSTHOF Roderick</u>
70:00	Sub. No 11 off		<u>NED</u>	19	<u>BROUWER Matthijs</u>
70:00	Sub. No 20 off		<u>NED</u>	23	<u>HOYNG Timme</u>
70:00	Sub. No 9 off		<u>NED</u>	18	<u>RECKERS Rob</u>
73:46	Sub. No 9 off		<u>GER</u>	15	<u>WESS Benjamin</u>
74:02	Sub. No 23 off		<u>GER</u>	3	<u>WITTE Philip</u>
74:49	Sub. No 9 off		<u>NED</u>	5	<u>DERIKX Rob</u>
75:10	Shot GK save		<u>GER</u>	15	<u>WESS Benjamin</u>
75:15	Shot Save		<u>GER</u>	3	<u>WITTE Philip</u>
75:19	Serious Injury		<u>NED</u>	23	<u>HOYNG Timme</u>
75:44	Sub. No 22 off		<u>GER</u>	7	<u>NEVADO Carlos</u>
75:51	Sub. No 23 off		<u>NED</u>	20	<u>HERTZBERGER Jeroen</u>

Time	Action	Score	Team	No.	Player
Second Extra Time					
79:10	Sub. No 3 off		<u>GER</u>	22	<u>WITTHAUS Matthias</u>
79:12	Sub. No 15 off		<u>GER</u>	9	<u>FUERSTE Moritz</u>
80:12	Shot GK save		<u>GER</u>	9	<u>FUERSTE Moritz</u>
80:27	Shot GK save		<u>GER</u>	22	<u>WITTHAUS Matthias</u>
80:57	Sub. No 19 off		<u>NED</u>	9	<u>WEUSTHOF Roderick</u>
81:01	Sub. No 18 off		<u>NED</u>	18	<u>RECKERS Rob</u>
83:16	Shot Miss		<u>NED</u>	6	<u>BOERMA Thomas</u>
83:22	Sub. No 7 off		<u>GER</u>	23	<u>KELLER Florian</u>

Time	Action	Score	Team	No.	Player
Penalty Stroke Competition					
	Shot PS Goal	1-0	<u>NED</u>	10	<u>TAEKEMA Taeke</u>
	Shot PS Goal	1-1	<u>GER</u>	19	<u>ZELLER Christopher</u>
	Shot PS Goal	2-1	<u>NED</u>	8	<u>BROUWER Ronald</u>
	Shot PS GK save		<u>GER</u>	23	<u>KELLER Florian</u>
	Sub. No 14 off		<u>NED</u>	14	<u>de NOOIJER Teun</u>
	Shot PS GK save		<u>NED</u>	18	<u>RECKERS Rob</u>
	Sub. No 17 off		<u>GER</u>	16	<u>MEINERT Niklas</u>
	Shot PS Goal	2-2	<u>GER</u>	16	<u>MEINERT Niklas</u>
	Shot PS GK save		<u>NED</u>	9	<u>WEUSTHOF Roderick</u>
	Shot PS GK save		<u>GER</u>	25	<u>ZELLER Philipp</u>
	Shot PS Goal	3-2	<u>NED</u>	14	<u>de NOOIJER Teun</u>
	Shot PS Goal	3-3	<u>GER</u>	14	<u>WEISSENBORN Tibor</u>
	Shot PS Goal	3-4	<u>GER</u>	19	<u>ZELLER Christopher</u>
	Shot PS GK save		<u>NED</u>	10	<u>TAEKEMA Taeke</u>

Legend

AET - After Extra Time
G - Green Card
GF - Goals For
PC - Penalty Corner
Pts - Points
W - Matches Won
(C) - Captain

D - Matches Drawn
GA - Goals Against
L - Matches Lost
PS - Penalty Stroke
R - Red Card
Y - Yellow Card
(GK) - Goalkeeper

FG - Field Goal
GD - Goals Difference
P - Matches Played
PSC - Penalty Stroke Competition
S - Suspended
% - Conversion Percentage



MATCH REPORT

比赛报告 / BILAN DU MATCH

Date: THU 21 AUG 2008 Time: 20:30 Classification: 1 - 4 Venue: Olympic Green Hockey Stadium Pitch: 1 Match No.: M34

Result

ESP-Spain

Full Time	3 - 2
Halftime	0 - 1

AUS-Australia

Time on	Shirt No.	Name	▼ Green	■ Yellow	● Red
X	1	CORTES Francisco (GK)			
X	2	FREIXA Santiago			
X	5	FABREGAS Francisco (C)			
11	6	SOJO Victor			
X	8	FABREGAS Alex	21		
X	9	AMAT Pol			
X	10	TUBAU Eduard	42		
12	11	OLIVA Roc			
12	12	FERNANDEZ Juan			
X	13	ALEGRE Ramon			
X	16	RIBAS Xavier			
14	17	SALA Albert			
X	18	GARZA Rodrigo			
X	20	ENRIQUE Sergi			
12	21	ARBOS Eduard			
X	23	ALEGRE David			
Coach	HENDRIKS Maurits (NED)				

Time on	Shirt No.	Name	▼ Green	■ Yellow	● Red
X	1	DWYER Jamie			
X	2	DE YOUNG Liam			
X	6	HAMMOND Rob	42		
X	9	KNOWLES Mark			
X	11	OCKENDEN Eddie			
X	12	GUEST David			
21	13	DOERNER Luke			
X	15	GEORGE Bevan (C)			
17	17	SMITH Andrew			
X	18	LAMBERT Stephen (GK)			
14	19	MATHESON Eli			
X	23	WELLS Matthew	61		
X	24	BROOKS Travis			
16	28	BROWN Kiel			
15	31	KAVANAGH Fergus			
X	32	ABBOTT Des			
Coach	DANCER Barry				

Team Manager	Signature
NEGRE Pablo	
Umpire	Signature
EHLERS Henrik (DEN)	
Judge	Signature
QUAYE-KUMAH Nii (GHA)	
Technical Officer	Signature
ISBERG Bjorn (SWE)	

Team Manager	Signature
BIRSE Peter	
Umpire	Signature
BLASCH Christian (GER)	
Judge	Signature
YOU Suolong (CHN)	
Reserve Umpire	Signature
VAN EERT Roel (NED)	

Team	Minute	Shirt No.	Action	Score
AUS	1	32	FG	0 - 1
AUS	37	11	FG	0 - 2
ESP	39	10	FG	1 - 2
ESP	44	10	PC	2 - 2
ESP	68	2	PC	3 - 2

Team	Minute	Shirt No.	Action	Score

Team	Minute	Shirt No.	Action	Score
Golden Goal				

Remarks

Tournament Director - READ Ken (AUS)

Legend:	(C) Captain	(GK) Goalkeeper	X Starting Player
----------------	-------------	-----------------	-------------------

Match Highlights



MEN'S SEMIFINAL 2 MATCH M34

Olympic Green Hockey Stadium / THU 21 AUG 2008 / START TIME: 20:30

ESP - Spain		Final Score		AUS - Australia	
		3-2			

Match No.: M34 **Time:** 20:30 **Weather Conditions:** Thunderstorm, 19C, Humidity 96%

Umpires: EHLERS Henrik(DEN) ; BLASCH Christian(GER)

Reserve Umpire: VAN EERT Roel(NED)

Match Statistics

ESP		Goals / Shots					Cards		AUS		Goals / Shots					Cards	
Coach: HENDRIKS Maurits	Total	%	FG	PC	PS	G	Y	R	Coach: DANCER Barry	Total	%	FG	PC	PS	G	Y	R
1 CORTES Francisco (GK)									1 DWYER Jamie	0/1	0	0/1					
2 FREIXA Santiago	1/6	16	0/3	1/3					2 DE YOUNG Liam	0/1	0	0/1					
5 FABREGAS Francisco (C)									6 HAMMOND Rob								1
6 SOJO Victor									9 KNOWLES Mark								
8 FABREGAS Alex							1		11 OCKENDEN Eddie	1/1	100	1/1					
9 AMAT Pol	0/3	0	0/2	0/1					12 GUEST David	0/1	0		0/1				
10 TUBAU Eduard	2/5	40	1/4	1/1		1			13 DOERNER Luke								
11 OLIVA Roc									15 GEORGE Bevan (C)								
12 FERNANDEZ Juan									17 SMITH Andrew								
13 ALEGRE Ramon	0/1	0		0/1					18 LAMBERT Stephen (GK)								
16 RIBAS Xavier	0/2	0		0/2					19 MATHESON Eli								
17 SALA Albert									23 WELLS Matthew								1
18 GARZA Rodrigo									24 BROOKS Travis	0/1	0	0/1					
20 ENRIQUE Sergi									28 BROWN Kiel								
21 ARBOS Eduard	0/1	0	0/1						31 KAVANAGH Fergus	0/2	0	0/2					
23 ALEGRE David	0/1	0	0/1						32 ABBOTT Des	1/5	20	1/5					
Totals:	3/19	15	1/11	2/8		2			Totals:	2/12	16	2/11	0/1		2		

Play By Play

Time	Action	Score	Team	No.	Player	Time	Action	Score	Team	No.	Player
First Half						Second Half					
00:32	Shot Goal	0-1	AUS	32	ABBOTT Des	35:00	Sub. No 24 off		AUS	12	GUEST David
01:53	PC		ESP			35:00	Sub. No 28 off		AUS	19	MATHESON Eli
02:40	Shot PC GK save		ESP	16	RIBAS Xavier	36:14	Shot Goal	0-2	AUS	11	OCKENDEN Eddie
03:07	PC		ESP			38:47	Shot GK save		ESP	9	AMAT Pol
03:55	Shot PC Save		ESP	16	RIBAS Xavier	38:48	Shot GK save		ESP	2	FREIXA Santiago
03:58	Shot PC Save		ESP	13	ALEGRE Ramon	38:50	Shot Goal	1-2	ESP	10	TUBAU Eduard
04:02	PC		ESP			41:02	Shot Save		ESP	9	AMAT Pol
04:44	Shot PC GK save		ESP	2	FREIXA Santiago	41:12	Green Card		AUS	6	HAMMOND Rob
07:29	Shot Miss		ESP	2	FREIXA Santiago	41:26	Green Card		ESP	10	TUBAU Eduard
09:31	PC		AUS			42:10	PC		ESP		
10:30	Shot PC GK save		AUS	12	GUEST David	43:07	Shot PC Save		ESP	9	AMAT Pol
10:35	Sub. No 2 off		ESP	6	SOJO Victor	43:13	Shot PC Goal	2-2	ESP	10	TUBAU Eduard
10:40	Shot GK save		AUS	1	DWYER Jamie	43:59	Sub. No 2 off		ESP	21	ARBOS Eduard
11:33	Sub. No 10 off		ESP	21	ARBOS Eduard	44:54	Sub. No 19 off		AUS	24	BROOKS Travis
11:40	Sub. No 9 off		ESP	11	OLIVA Roc	45:28	Sub. No 10 off		ESP	6	SOJO Victor
13:08	Sub. No 11 off		AUS	19	MATHESON Eli	46:22	Serious Injury		ESP	9	AMAT Pol
13:27	Sub. No 23 off		ESP	17	SALA Albert	46:26	Sub. No 32 off		AUS	17	SMITH Andrew
14:12	Sub. No 2 off		AUS	31	KAVANAGH Fergus	46:33	Sub. No 2 off		AUS	31	KAVANAGH Fergus
14:59	Sub. No 11 off		ESP	2	FREIXA Santiago	46:36	Sub. No 6 off		AUS	28	BROWN Kiel
15:24	Sub. No 21 off		ESP	10	TUBAU Eduard	46:49	Sub. No 9 off		ESP	2	FREIXA Santiago
15:49	Sub. No 6 off		AUS	28	BROWN Kiel	47:15	Shot Miss		ESP	2	FREIXA Santiago
15:56	Shot GK save		AUS	32	ABBOTT Des	48:21	Sub. No 23 off		ESP	17	SALA Albert
16:00	Shot GK save		AUS	32	ABBOTT Des	50:03	Sub. No 12 off		AUS	6	HAMMOND Rob
16:22	Sub. No 6 off		ESP	9	AMAT Pol	50:33	Sub. No 6 off		ESP	10	TUBAU Eduard
16:31	Sub. No 32 off		AUS	17	SMITH Andrew	50:59	Sub. No 1 off		AUS	2	DE YOUNG Liam
18:26	Sub. No 5 off		ESP	23	ALEGRE David	51:57	Sub. No 11 off		AUS	19	MATHESON Eli
19:03	Sub. No 24 off		AUS	11	OCKENDEN Eddie	52:29	Sub. No 15 off		AUS	13	DOERNER Luke
19:25	Shot GK save		AUS	31	KAVANAGH Fergus	53:00	Shot Miss		AUS	24	BROOKS Travis
20:51	Sub. No 23 off		AUS	13	DOERNER Luke	53:10	Sub. No 5 off		ESP	23	ALEGRE David
21:00	Green Card		ESP	8	FABREGAS Alex	53:14	Sub. No 17 off		AUS	32	ABBOTT Des

21:12	Sub. No 9 off	<u>AUS</u>	6	<u>HAMMOND Rob</u>	53:33	Minor Injury	<u>ESP</u>	18	<u>GARZA Rodrigo</u>
22:57	Sub. No 8 off	<u>ESP</u>	5	<u>FABREGAS Francisco</u>	54:10	Shot Save	<u>AUS</u>	2	<u>DE YOUNG Liam</u>
23:35	Sub. No 17 off	<u>AUS</u>	32	<u>ABBOTT Des</u>	54:36	Sub. No 2 off	<u>ESP</u>	6	<u>SOJO Victor</u>
23:57	Sub. No 2 off	<u>ESP</u>	21	<u>ARBOS Eduard</u>	55:06	Sub. No 21 off	<u>ESP</u>	9	<u>AMAT Pol</u>
24:23	Shot GK save	<u>ESP</u>	21	<u>ARBOS Eduard</u>	55:27	Sub. No 9 off	<u>AUS</u>	12	<u>GUEST David</u>
24:55	Sub. No 1 off	<u>AUS</u>	2	<u>DE YOUNG Liam</u>	56:16	Shot GK save	<u>AUS</u>	31	<u>KAVANAGH Fergus</u>
24:59	Sub. No 19 off	<u>AUS</u>	24	<u>BROOKS Travis</u>	56:25	Shot GK save	<u>AUS</u>	32	<u>ABBOTT Des</u>
27:23	Sub. No 9 off	<u>ESP</u>	2	<u>FREIXA Santiago</u>	57:42	Sub. No 9 off	<u>ESP</u>	21	<u>ARBOS Eduard</u>
27:53	Sub. No 12 off	<u>AUS</u>	9	<u>KNOWLES Mark</u>	57:51	Sub. No 31 off	<u>AUS</u>	1	<u>DWYER Jamie</u>
28:38	Sub. No 17 off	<u>ESP</u>	8	<u>FABREGAS Alex</u>	58:43	Sub. No 8 off	<u>ESP</u>	5	<u>FABREGAS Francisco</u>
29:54	Sub. No 21 off	<u>ESP</u>	9	<u>AMAT Pol</u>	58:46	Sub. No 24 off	<u>AUS</u>	11	<u>OCKENDEN Eddie</u>
30:02	Shot GK save	<u>ESP</u>	10	<u>TUBAU Eduard</u>	58:50	Sub. No 10 off	<u>ESP</u>	2	<u>FREIXA Santiago</u>
30:30	Sub. No 31 off	<u>AUS</u>	1	<u>DWYER Jamie</u>	59:14	Shot Miss	<u>ESP</u>	23	<u>ALEGRE David</u>
31:19	Sub. No 13 off	<u>AUS</u>	23	<u>WELLS Matthew</u>	60:11	Shot GK save	<u>AUS</u>	32	<u>ABBOTT Des</u>
32:55	Shot Save	<u>ESP</u>	10	<u>TUBAU Eduard</u>	60:26	Green Card	<u>AUS</u>	23	<u>WELLS Matthew</u>
34:39	Minor Injury	<u>ESP</u>	18	<u>GARZA Rodrigo</u>	60:37	Sub. No 23 off	<u>AUS</u>	15	<u>GEORGE Bevan</u>
					60:37	Sub. No 6 off	<u>ESP</u>	10	<u>TUBAU Eduard</u>
					62:44	Sub. No 19 off	<u>AUS</u>	17	<u>SMITH Andrew</u>
					64:14	Sub. No 17 off	<u>ESP</u>	8	<u>FABREGAS Alex</u>
					64:45	Sub. No 28 off	<u>AUS</u>	9	<u>KNOWLES Mark</u>
					64:59	Shot Miss	<u>ESP</u>	10	<u>TUBAU Eduard</u>
					66:27	PC	<u>ESP</u>		
					67:19	Shot PC Save	<u>ESP</u>	2	<u>FREIXA Santiago</u>
					67:23	Serious Injury	<u>AUS</u>	6	<u>HAMMOND Rob</u>
					67:26	PC	<u>ESP</u>		
					68:39	Sub. No 6 off	<u>AUS</u>	28	<u>BROWN Kiel</u>
					67:33	Shot PC Goal	3-2 <u>ESP</u>	2	<u>FREIXA Santiago</u>
					67:44	Sub. No 32 off	<u>AUS</u>	24	<u>BROOKS Travis</u>
					68:28	Sub. No 18 off	<u>AUS</u>	32	<u>ABBOTT Des</u>

Legend

AET - After Extra Time
G - Green Card
GF - Goals For
PC - Penalty Corner
Pts - Points
W - Matches Won
(C) - Captain

D - Matches Drawn
GA - Goals Against
L - Matches Lost
PS - Penalty Stroke
R - Red Card
Y - Yellow Card
(GK) - Goalkeeper

FG - Field Goal
GD - Goals Difference
P - Matches Played
PSC - Penalty Stroke Competition
S - Suspended
% - Conversion Percentage



MATCH REPORT

比赛报告 / BILAN DU MATCH

Date: SAT 23 AUG 2008 Time: 08:30 Classification: 11 - 12 Venue: Olympic Green Hockey Stadium Pitch: 1 Match No.: M35

Result

Full Time	3 - 3
Halftime	1 - 1
Extra Time	4 - 3

CHN-China

RSA-South Africa

Time on	Shirt No.	Name	▼ Green	■ Yellow	● Red
X	1	SUN Tianjun			
X	6	LUO Fangming			
X	8	JIANG Xishang			
X	9	SONG Yi (C)	16	20	
38	10	LI Wei			
11	11	LU Fenghui			
X	12	MENG Xuguang			
X	15	LIU Xiantang			
9	16	MENG Lizhi			
X	17	HU Liang			
X	18	MENG Jun	25		
X	20	NA Yubo			
X	25	SU Rifeng (GK)			
	27	TAO Zhinan (GK)			
5	29	AO Changrong			
X	32	HU Hui ren			
Coach		KIM Sang Ryul (KOR)			

Time on	Shirt No.	Name	▼ Green	■ Yellow	● Red
X	1	CRONJE Andrew			
12	2	SYMONS Ian	16		
X	5	SMITH Austin			
X	6	JACOBS Bruce (C)			
14	7	GALLAGHER Darryn			
8	8	HARPER Marvin			
X	9	SMITH Emile			
X	11	ABRAHAMS Clyde			
X	13	BLAKE Paul		20	
X	14	ROSE-INNES Eric			
X	16	BAM Marvin	12		
X	17	ABBOTT Geoffrey			
7	18	McDADE Thornton			
X	19	HIBBERT Christopher (GK)			
X	21	TSOLEKILE Lungile			
12	22	HAMMOND Thomas			
Coach		CLARK Gregg			

Team Manager	Signature
DU Zhaocai	
Umpire	Signature
TEN CATE Rob (NED)	
Judge	Signature
BUDEISKY Alberto (ARG)	
Technical Officer	Signature
DOYER Wiert (NED)	

Team Manager	Signature
YEATS Desmond	
Umpire	Signature
KUMAR Satinder (IND)	
Judge	Signature
BRACA Guido (ITA)	
Reserve Umpire	Signature
KIM Hong Lae (KOR)	

Team	Minute	Shirt No.	Action	Score
RSA	3	21	FG	0 - 1
CHN	32	20	FG	1 - 1
CHN	53	9	PC	2 - 1
CHN	58	9	PC	3 - 1
RSA	63	2	PS	3 - 2

Team	Minute	Shirt No.	Action	Score
RSA	70	5	PC	3 - 3

Team	Minute	Shirt No.	Action	Score
Golden Goal				
CHN	85	9	PC	4 - 3

Remarks

Tournament Director - READ Ken (AUS)

Legend:					
(C)	Captain	(GK)	Goalkeeper	X	Starting Player

Match Highlights



MEN'S CLASSIFICATION 11-12 MATCH M35

Olympic Green Hockey Stadium / SAT 23 AUG 2008 / START TIME: 08:30

CHN - China		Final Score		RSA - South Africa	
		4-3, AET			

Match No.: M35 **Time:** 08:30 **Weather Conditions:** Sunny, 29C, Humidity 65%

Umpires: TEN CATE Rob(NED) ; KUMAR Satinder(IND)

Reserve Umpire: KIM Hong Lae(KOR)

Match Statistics

CHN		Goals / Shots					Cards			RSA		Goals / Shots					Cards		
Coach: KIM Sang Ryul		Total	%	FG	PC	PS	G	Y	R	Coach: CLARK Gregg		Total	%	FG	PC	PS	G	Y	R
1	<u>SUN Tianjun</u>									1	<u>CRONJE Andrew</u>								
6	<u>LUO Fangming</u>										2	<u>SYMONS Ian</u>	1/3	33	0/2	1/1	1		
8	<u>JIANG Xishang</u>	0/1	0	0/1							5	<u>SMITH Austin</u>	1/1	100	1/1				
9	<u>SONG Yi (C)</u>	3/6	50	0/2	3/4		1	1			6	<u>JACOBS Bruce (C)</u>	0/1	0	0/1				
10	<u>LI Wei</u>										7	<u>GALLAGHER Darryn</u>							
11	<u>LU Fenghui</u>										8	<u>HARPER Marvin</u>	0/3	0	0/3				
12	<u>MENG Xuguang</u>										9	<u>SMITH Emile</u>	0/2	0	0/2				
15	<u>LIU Xiantang</u>	0/1	0	0/1							11	<u>ABRAHAMS Clyde</u>							
16	<u>MENG Lizhi</u>	0/2	0	0/2							13	<u>BLAKE Paul</u>							1
17	<u>HU Liang</u>	0/1	0	0/1							14	<u>ROSE-INNES Eric</u>							
18	<u>MENG Jun</u>	0/2	0	0/1	0/1		1				16	<u>BAM Marvin</u>							1
20	<u>NA Yubo</u>	1/4	25	1/4							17	<u>ABBOTT Geoffrey</u>	0/1	0	0/1				
25	<u>SU Rifeng (GK)</u>										18	<u>McDADE Thornton</u>	0/1	0	0/1				
27	<u>TAO Zhinan (GK)</u>										19	<u>HIBBERT Christopher (GK)</u>							
29	<u>AO Changrong</u>										21	<u>TSOLEKILE Lungile</u>	1/2	50	1/2				
32	<u>HU Huiren</u>	0/1	0		0/1						22	<u>HAMMOND Thomas</u>							
Totals:		4/18	22	1/12	3/6		2	1		Totals:		3/14	21	1/9	1/4	1/1	2	1	

Play By Play

Time	Action	Score	Team	No.	Player	Time	Action	Score	Team	No.	Player
First Half						Second Half					
02:45	Shot Goal	0-1	RSA	21	<u>TSOLEKILE Lungile</u>	35:28	Sub. No 2 off		RSA	16	<u>BAM Marvin</u>
04:01	Sub. No 12 off		CHN	29	<u>AO Changrong</u>	35:36	Sub. No 17 off		RSA	1	<u>CRONJE Andrew</u>
04:10	Shot Save		CHN	18	<u>MENG Jun</u>	35:39	Sub. No 11 off		CHN	8	<u>JIANG Xishang</u>
04:12	PC		CHN			35:43	Sub. No 16 off		CHN	20	<u>NA Yubo</u>
05:16	Shot PC Miss		CHN	18	<u>MENG Jun</u>	37:57	Sub. No 29 off		CHN	10	<u>LI Wei</u>
05:44	PC		CHN			40:34	Shot GK save		CHN	20	<u>NA Yubo</u>
06:42	Shot PC Miss		CHN	32	<u>HU Huiren</u>	41:18	Sub. No 15 off		CHN	16	<u>MENG Lizhi</u>
06:50	Sub. No 21 off		RSA	18	<u>McDADE Thornton</u>	41:23	Sub. No 18 off		CHN	11	<u>LU Fenghui</u>
07:01	Sub. No 17 off		RSA	8	<u>HARPER Marvin</u>	41:47	Sub. No 5 off		RSA	18	<u>McDADE Thornton</u>
08:52	Sub. No 15 off		CHN	16	<u>MENG Lizhi</u>	42:31	Sub. No 1 off		RSA	22	<u>HAMMOND Thomas</u>
10:19	Shot Miss		RSA	18	<u>McDADE Thornton</u>	42:34	Sub. No 21 off		RSA	2	<u>SYMONS Ian</u>
10:24	Sub. No 18 off		CHN	11	<u>LU Fenghui</u>	42:39	Sub. No 11 off		RSA	8	<u>HARPER Marvin</u>
11:39	Sub. No 5 off		RSA	2	<u>SYMONS Ian</u>	43:19	Shot GK save		CHN	9	<u>SONG Yi</u>
11:45	Shot GK save		RSA	9	<u>SMITH Emile</u>	43:57	Shot GK save		CHN	9	<u>SONG Yi</u>
12:00	Green Card		RSA	16	<u>BAM Marvin</u>	44:11	Sub. No 14 off		RSA	7	<u>GALLAGHER Darryn</u>
12:00	Sub. No 11 off		RSA	22	<u>HAMMOND Thomas</u>	45:46	Sub. No 9 off		RSA	1	<u>CRONJE Andrew</u>
12:28	Sub. No 9 off		RSA	17	<u>ABBOTT Geoffrey</u>	45:49	Sub. No 6 off		RSA	17	<u>ABBOTT Geoffrey</u>
12:52	Serious Injury		CHN	6	<u>LUO Fangming</u>	47:25	Sub. No 8 off		CHN	18	<u>MENG Jun</u>
13:04	Sub. No 6 off		CHN	12	<u>MENG Xuguang</u>	50:40	Sub. No 18 off		CHN	8	<u>JIANG Xishang</u>
14:00	Sub. No 16 off		RSA	7	<u>GALLAGHER Darryn</u>	51:10	PC		CHN		
15:55	Green Card		RSA	2	<u>SYMONS Ian</u>	52:13	Shot PC Goal	2-1	CHN	9	<u>SONG Yi</u>
15:57	Green Card		CHN	9	<u>SONG Yi</u>	52:20	Sub. No 10 off		CHN	29	<u>AO Changrong</u>
15:59	Shot GK save		CHN	20	<u>NA Yubo</u>	52:38	Sub. No 22 off		RSA	5	<u>SMITH Austin</u>
16:24	Sub. No 8 off		RSA	21	<u>TSOLEKILE Lungile</u>	52:43	Sub. No 17 off		RSA	11	<u>ABRAHAMS Clyde</u>
16:47	Sub. No 6 off		RSA	5	<u>SMITH Austin</u>	52:47	Sub. No 16 off		RSA	21	<u>TSOLEKILE Lungile</u>
17:29	Shot Save		CHN	16	<u>MENG Lizhi</u>	53:16	Sub. No 8 off		RSA	14	<u>ROSE-INNES Eric</u>
18:37	Sub. No 17 off		CHN	18	<u>MENG Jun</u>	54:11	Sub. No 16 off		CHN	15	<u>LIU Xiantang</u>
19:04	Shot Miss		RSA	21	<u>TSOLEKILE Lungile</u>	54:30	Sub. No 11 off		CHN	18	<u>MENG Jun</u>
19:14	Sub. No 18 off		RSA	9	<u>SMITH Emile</u>	54:34	Shot Miss		CHN	17	<u>HU Liang</u>
20:00	Yellow Card		CHN	9	<u>SONG Yi</u>	54:56	Sub. No 7 off		RSA	9	<u>SMITH Emile</u>

20:00	Yellow Card		RSA	13	BLAKE Paul	56:32	PC		CHN				
20:05	Sub. No 17 off		RSA	1	CRONJE Andrew	57:41	Shot PC Goal	3-1	CHN	9	SONG Yi		
20:09	Sub. No 22 off		RSA	11	ABRAHAMS Clyde	57:58	Sub. No 13 off		RSA	6	JACOBS Bruce		
20:23	Sub. No 1 off		RSA	17	ABBOTT Geoffrey	59:14	Sub. No 20 off		CHN	16	MENG Lizhi		
21:23	Shot Miss		CHN	8	JIANG Xishang	59:53	Sub. No 18 off		CHN	10	LI Wei		
21:28	Sub. No 12 off		CHN	6	LUO Fangming	60:47	Sub. No 18 off		RSA	16	BAM Marvin		
21:44	Sub. No 7 off		RSA	6	JACOBS Bruce	61:37	PC		RSA				
22:42	Sub. No 11 off		CHN	17	HU Liang	62:19	Shot PC GK save		RSA	2	SYMONS Ian		
23:20	Shot Save		CHN	16	MENG Lizhi	62:27	Sub. No 29 off		CHN	12	MENG Xuguang		
23:25	Sub. No 21 off		RSA	16	BAM Marvin	62:48	Sub. No 21 off		RSA	17	ABBOTT Geoffrey		
23:34	Sub. No 9 off		RSA	8	HARPER Marvin	62:52	Sub. No 17 off		RSA	8	HARPER Marvin		
23:38	Sub. No 5 off		RSA	18	McDADE Thornton	63:00	Shot PS Goal	3-2	RSA	2	SYMONS Ian		
23:45	Minor Injury		RSA	8	HARPER Marvin	63:15	Sub. No 16 off		CHN	20	NA Yubo		
24:15	Sub. No 2 off		RSA	22	HAMMOND Thomas	63:26	Shot GK save		RSA	8	HARPER Marvin		
24:25	Shot Save		CHN	20	NA Yubo	64:39	Shot GK save		RSA	8	HARPER Marvin		
25:00	Green Card		CHN	18	MENG Jun	65:35	Sub. No 14 off		RSA	21	TSOLEKILE Lungile		
25:28	Suspension Ends		RSA	13	BLAKE Paul	66:10	Sub. No 15 off		CHN	11	LU Fenghui		
25:33	Suspension Ends		CHN	9	SONG Yi	66:36	Sub. No 8 off		RSA	13	BLAKE Paul		
26:17	Sub. No 11 off		RSA	5	SMITH Austin	68:12	Sub. No 10 off		CHN	18	MENG Jun		
26:54	Sub. No 16 off		CHN	15	LIU Xiantang	68:45	PC		RSA				
27:20	Sub. No 18 off		RSA	9	SMITH Emile	69:12	Shot PC Save		RSA	2	SYMONS Ian		
27:35	Shot GK save		RSA	9	SMITH Emile	69:16	PC		RSA				
28:24	Sub. No 22 off		RSA	21	TSOLEKILE Lungile	69:56	Shot PC Goal	3-3	RSA	5	SMITH Austin		
28:50	Sub. No 8 off		CHN	11	LU Fenghui								
28:55	Sub. No 16 off		RSA	7	GALLAGHER Darryn								
30:27	Sub. No 7 off		RSA	2	SYMONS Ian								
31:07	Shot Goal	1-1	CHN	20	NA Yubo								
31:28	Sub. No 8 off		RSA	22	HAMMOND Thomas								
33:07	Sub. No 22 off		RSA	11	ABRAHAMS Clyde								
33:22	Sub. No 20 off		CHN	16	MENG Lizhi								
34:24	PC		CHN										
34:24	Shot PC GK save		CHN	9	SONG Yi								

Time	Action	Score	Team	No.	Player	Time	Action	Score	Team	No.	Player		
First Extra Time						Second Extra Time							
70:00	Sub. No 16 off		RSA	14	ROSE-INNES Eric	77:54	Sub. No 9 off		RSA	16	BAM Marvin		
70:00	Sub. No 21 off		RSA	18	McDADE Thornton	79:52	Shot Miss		RSA	17	ABBOTT Geoffrey		
70:00	Sub. No 18 off		CHN	15	LIU Xiantang	80:08	Sub. No 29 off		CHN	12	MENG Xuguang		
71:57	Sub. No 12 off		CHN	10	LI Wei	81:05	Sub. No 18 off		CHN	11	LU Fenghui		
72:58	Shot Miss		CHN	15	LIU Xiantang	82:11	PC		RSA				
74:20	Sub. No 11 off		CHN	18	MENG Jun	83:11	PC No Shot		RSA	6	JACOBS Bruce		
74:32	Sub. No 18 off		RSA	8	HARPER Marvin	83:22	PC		CHN				
74:37	Sub. No 11 off		RSA	17	ABBOTT Geoffrey	84:35	Shot PC Goal	4-3	CHN	9	SONG Yi		
74:41	Sub. No 13 off		RSA	22	HAMMOND Thomas								
75:13	Shot Miss		RSA	8	HARPER Marvin								
75:49	Sub. No 10 off		CHN	29	AO Changrong								

Legend

AET - After Extra Time
G - Green Card
GF - Goals For
PC - Penalty Corner
Pts - Points
W - Matches Won
(C) - Captain

D - Matches Drawn
GA - Goals Against
L - Matches Lost
PS - Penalty Stroke
R - Red Card
Y - Yellow Card
(GK) - Goalkeeper

FG - Field Goal
GD - Goals Difference
P - Matches Played
PSC - Penalty Stroke Competition
S - Suspended
% - Conversion Percentage



MATCH REPORT

比赛报告 / BILAN DU MATCH

Date: THU 21 AUG 2008 Time: 08:30 Classification: 9 - 10 Venue: Olympic Green Hockey Stadium Pitch: 1 Match No.: M31

Result

BEL-Belgium

Full Time	3 - 0
Halftime	2 - 0

CAN-Canada

Time on	Shirt No.	Name	▼ Green	■ Yellow	● Red
X	1	DE GREVE Cedric (GK)			
X	2	RECKINGER Xavier			
X	4	RENAER Thierry			
X	5	DEKEYSER Jerome			
X	6	VANDEWEGHE Loic (C)			
X	7	DOHMEN John-John			
X	8	VAN DEN BALCK Thomas			
X	9	LUYCX Maxime			
9	10	CHARLIER Cedric			
X	11	VANDEWEGHE Charles			
10	14	GOLDBERG Philippe			
15	15	GUCASSOFF Gregory			
8	17	BRIELS Thomas			
9	18	HOUSSEIN Patrice			
X	19	DENAYER Felix			
X	28	TRUYENS Jerome			
Coach	COMMENS Adam (AUS)				

Time on	Shirt No.	Name	▼ Green	■ Yellow	● Red
X	2	MAHOOD Michael (GK)			
13	3	WRIGHT Anthony			
X	4	TUPPER Scott			
X	6	SCHOLE Marian			
X	9	PEREIRA Ken			
X	10	FERNANDES Wayne			
10	11	SHORT Peter			
X	13	SHORT Robert (C)			
X	16	SANDISON Scott			
X	17	GRIMES Connor			
X	18	WETTLAUFER Paul			
7	19	PEARSON Mark			
X	20	DEOL Ranjeev			
13	21	KAHLON Ravinder			
X	23	KULLAR Bindi			
9	24	SINGH Sukhwinder			
Coach	MENDONCA Louis				

Team Manager	Signature
LECHAT Jacques	
Umpire	Signature
LEIPER David (GBR)	
Judge	Signature
CORNOFSKY Larry (AUS)	
Technical Officer	Signature
DOYER Wiert (NED)	

Team Manager	Signature
DUBE Ajay	
Umpire	Signature
ADELL Xavier (ESP)	
Judge	Signature
RENAUD Alain (FRA)	
Reserve Umpire	Signature
TEN CATE Rob (NED)	

Team	Minute	Shirt No.	Action	Score
BEL	2	5	FG	1 - 0
BEL	23	7	FG	2 - 0
BEL	70	5	FG	3 - 0

Team	Minute	Shirt No.	Action	Score

Team	Minute	Shirt No.	Action	Score
Golden Goal				

Remarks

Tournament Director - READ Ken (AUS)

Legend:	(C) Captain	(GK) Goalkeeper	X Starting Player
----------------	-------------	-----------------	-------------------

Match Highlights



MEN'S CLASSIFICATION 9-10 MATCH M31

Olympic Green Hockey Stadium / THU 21 AUG 2008 / START TIME: 08:30

BEL - Belgium		Final Score		CAN - Canada	
		3-0			

Match No.: M31 **Time:** 08:30 **Weather Conditions:** Rain, 21C, Humidity 92%

Umpires: LEIPER David(GBR) ; ADELL Xavier(ESP)

Reserve Umpire: TEN CATE Rob(NED)

Match Statistics

BEL		Goals / Shots					Cards			CAN		Goals / Shots					Cards		
Coach: COMMENS Adam		Total	%	FG	PC	PS	G	Y	R	Coach: MENDONCA Louis		Total	%	FG	PC	PS	G	Y	R
1	DE GREVE Cedric (GK)									2	MAHOOD Michael (GK)								
2	RECKINGER Xavier									3	WRIGHT Anthony								
4	RENAER Thierry									4	TUPPER Scott	0/1	0		0/1				
5	DEKEYSER Jerome	2/4	50	2/3	0/1					6	SCHOLE Marian								
6	VANDEWEGHE Loic (C)									9	PEREIRA Ken								
7	DOHMEN John-John	1/5	20	1/4	0/1					10	FERNANDES Wayne	0/2	0		0/1	0/1			
8	VAN DEN BALCK Thomas									11	SHORT Peter	0/1	0	0/1					
9	LUYCX Maxime									13	SHORT Robert (C)								
10	CHARLIER Cedric	0/1	0	0/1						16	SANDISON Scott								
11	VANDEWEGHE Charles	0/2	0	0/2						17	GRIMES Connor	0/1	0	0/1					
14	GOLDBERG Philippe									18	WETTLAUFER Paul								
15	GUCASSOFF Gregory	0/1	0		0/1					19	PEARSON Mark	0/3	0	0/3					
17	BRIELS Thomas	0/1	0	0/1						20	DEOL Ranjeev								
18	HOUSSEIN Patrice									21	KAHLON Ravinder	0/1	0	0/1					
19	DENAYER Felix									23	KULLAR Bindi								
28	TRUYENS Jerome									24	SINGH Sukhwinder	0/1	0	0/1					
Totals:		3/14	21	3/11	0/3					Totals:	0/10	0	0/7	0/2	0/1				

Play By Play

Time	Action	Score	Team	No.	Player	Time	Action	Score	Team	No.	Player
First Half						Second Half					
01:21	Shot Goal	1-0	BEL	5	DEKEYSER Jerome	35:11	Sub. No 19 off		CAN	17	GRIMES Connor
02:32	Shot Miss		CAN	17	GRIMES Connor	35:19	Sub. No 21 off		CAN	20	DEOL Ranjeev
04:39	PC		BEL			35:21	Sub. No 24 off		CAN	23	KULLAR Bindi
05:34	Shot PC GK save		BEL	5	DEKEYSER Jerome	35:53	Sub. No 14 off		BEL	2	RECKINGER Xavier
06:16	Sub. No 17 off		CAN	19	PEARSON Mark	35:57	Sub. No 15 off		BEL	4	RENAER Thierry
07:05	Sub. No 5 off		BEL	17	BRIELS Thomas	36:00	Sub. No 17 off		BEL	5	DEKEYSER Jerome
07:25	Shot Miss		BEL	7	DOHMEN John-John	36:03	Sub. No 18 off		BEL	9	LUYCX Maxime
08:19	Sub. No 4 off		BEL	18	HOUSSEIN Patrice	41:54	Sub. No 28 off		BEL	17	BRIELS Thomas
08:26	Sub. No 11 off		BEL	10	CHARLIER Cedric	43:46	Sub. No 5 off		BEL	10	CHARLIER Cedric
08:48	Sub. No 20 off		CAN	24	SINGH Sukhwinder	44:01	Sub. No 6 off		BEL	15	GUCASSOFF Gregory
09:06	Sub. No 6 off		CAN	11	SHORT Peter	44:12	Sub. No 20 off		CAN	24	SINGH Sukhwinder
09:27	Sub. No 7 off		BEL	14	GOLDBERG Philippe	44:28	Sub. No 6 off		CAN	11	SHORT Peter
11:31	Sub. No 28 off		BEL	11	VANDEWEGHE Charles	44:36	Sub. No 17 off		CAN	19	PEARSON Mark
11:41	Sub. No 9 off		BEL	7	DOHMEN John-John	44:43	Sub. No 9 off		BEL	14	GOLDBERG Philippe
12:19	Sub. No 23 off		CAN	21	KAHLON Ravinder	46:08	Shot GK save		CAN	19	PEARSON Mark
12:54	Shot Miss		CAN	19	PEARSON Mark	46:29	Sub. No 16 off		CAN	3	WRIGHT Anthony
12:59	Sub. No 16 off		CAN	3	WRIGHT Anthony	47:23	Minor Injury		BEL	17	BRIELS Thomas
13:37	Sub. No 2 off		BEL	4	RENAER Thierry	47:29	Sub. No 2 off		BEL	6	VANDEWEGHE Loic
13:54	Shot Miss		CAN	24	SINGH Sukhwinder	47:34	Sub. No 11 off		BEL	28	TRUYENS Jerome
14:00	Sub. No 10 off		BEL	28	TRUYENS Jerome	47:55	PC		CAN		

14:04	Sub. No 8 off		BEL	15	<u>GUCASSOFF Gregory</u>	48:36	Shot PC Save		CAN	10	<u>FERNANDES Wayne</u>
14:28	Minor Injury		CAN	10	<u>FERNANDES Wayne</u>	48:40	Sub. No 19 off		BEL	9	<u>LUYCX Maxime</u>
14:28	Sub. No 19 off		BEL	9	<u>LUYCX Maxime</u>	48:43	Sub. No 17 off		BEL	5	<u>DEKEYSER Jerome</u>
14:37	Sub. No 10 off		CAN	16	<u>SANDISON Scott</u>	50:35	Shot GK save		BEL	10	<u>CHARLIER Cedric</u>
15:17	Shot GK save		BEL	7	<u>DOHMEN John-John</u>	50:47	Sub. No 4 off		BEL	2	<u>RECKINGER Xavier</u>
16:33	Sub. No 18 off		BEL	2	<u>RECKINGER Xavier</u>	51:38	Shot Save		CAN	19	<u>PEARSON Mark</u>
17:08	Sub. No 17 off		BEL	5	<u>DEKEYSER Jerome</u>	52:08	Shot GK save		CAN	11	<u>SHORT Peter</u>
18:17	Sub. No 19 off		CAN	17	<u>GRIMES Connor</u>	52:13	Sub. No 19 off		CAN	17	<u>GRIMES Connor</u>
18:46	Sub. No 28 off		BEL	10	<u>CHARLIER Cedric</u>	52:16	Sub. No 10 off		BEL	11	<u>VANDEWEGHE Charles</u>
18:52	Shot GK save		CAN	21	<u>KAHLON Ravinder</u>	52:43	Shot PS Miss		CAN	10	<u>FERNANDES Wayne</u>
19:04	PC		CAN			52:43	Sub. No 15 off		BEL	4	<u>RENAER Thierry</u>
19:53	Shot PC Save		CAN	4	<u>TUPPER Scott</u>	53:00	Sub. No 28 off		BEL	17	<u>BRIELS Thomas</u>
20:02	Sub. No 14 off		BEL	19	<u>DENAYER Felix</u>	53:01	Sub. No 14 off		BEL	19	<u>DENAYER Felix</u>
20:18	Sub. No 15 off		BEL	8	<u>VAN DEN BALCK Thomas</u>	55:14	Sub. No 23 off		CAN	19	<u>PEARSON Mark</u>
21:33	Sub. No 9 off		BEL	14	<u>GOLDBERG Philippe</u>	55:37	Shot Save		BEL	11	<u>VANDEWEGHE Charles</u>
22:29	Shot Goal	2-0	BEL	7	<u>DOHMEN John-John</u>	55:41	Sub. No 8 off		BEL	15	<u>GUCASSOFF Gregory</u>
22:49	Sub. No 21 off		CAN	23	<u>KULLAR Bindi</u>	55:45	Sub. No 17 off		CAN	20	<u>DEOL Ranjeev</u>
22:55	Sub. No 3 off		CAN	10	<u>FERNANDES Wayne</u>	56:42	Shot GK save		BEL	11	<u>VANDEWEGHE Charles</u>
23:00	Sub. No 24 off		CAN	20	<u>DEOL Ranjeev</u>	57:10	Minor Injury		CAN	24	<u>SINGH Sukhwinder</u>
23:03	Sub. No 11 off		BEL	17	<u>BRIELS Thomas</u>	57:13	Sub. No 11 off		BEL	10	<u>CHARLIER Cedric</u>
24:39	Sub. No 5 off		BEL	28	<u>TRUYENS Jerome</u>	57:19	Sub. No 17 off		BEL	28	<u>TRUYENS Jerome</u>
24:44	Sub. No 10 off		BEL	11	<u>VANDEWEGHE Charles</u>	58:09	Shot GK save		BEL	7	<u>DOHMEN John-John</u>
25:31	Sub. No 14 off		BEL	9	<u>LUYCX Maxime</u>	59:20	Sub. No 24 off		CAN	23	<u>KULLAR Bindi</u>
25:41	Sub. No 11 off		CAN	6	<u>SCHOLE Marian</u>	59:50	Sub. No 9 off		BEL	14	<u>GOLDBERG Philippe</u>
26:53	Sub. No 6 off		BEL	18	<u>HOUSSEIN Patrice</u>	59:52	Sub. No 5 off		BEL	11	<u>VANDEWEGHE Charles</u>
27:38	Sub. No 7 off		BEL	14	<u>GOLDBERG Philippe</u>	61:26	Sub. No 15 off		BEL	8	<u>VAN DEN BALCK Thomas</u>
27:43	Sub. No 17 off		CAN	19	<u>PEARSON Mark</u>	67:22	Sub. No 11 off		BEL	5	<u>DEKEYSER Jerome</u>
29:06	Sub. No 4 off		BEL	15	<u>GUCASSOFF Gregory</u>	68:00	Sub. No 14 off		BEL	9	<u>LUYCX Maxime</u>
29:31	Sub. No 11 off		BEL	5	<u>DEKEYSER Jerome</u>	68:13	Sub. No 28 off		BEL	17	<u>BRIELS Thomas</u>
30:58	Sub. No 2 off		BEL	6	<u>VANDEWEGHE Loic</u>	68:50	Shot Miss		BEL	17	<u>BRIELS Thomas</u>
31:07	Sub. No 9 off		BEL	7	<u>DOHMEN John-John</u>	69:21	Shot Save		BEL	5	<u>DEKEYSER Jerome</u>
31:27	Sub. No 23 off		CAN	21	<u>KAHLON Ravinder</u>	69:53	Shot Goal	3-0	BEL	5	<u>DEKEYSER Jerome</u>
31:59	Sub. No 20 off		CAN	24	<u>SINGH Sukhwinder</u>						
33:43	Sub. No 5 off		BEL	11	<u>VANDEWEGHE Charles</u>						
34:05	PC		BEL								
34:53	Shot PC GK save		BEL	15	<u>GUCASSOFF Gregory</u>						
34:57	Shot PC Save		BEL	7	<u>DOHMEN John-John</u>						

Legend

AET - After Extra Time
G - Green Card
GF - Goals For
PC - Penalty Corner
Pts - Points
W - Matches Won
(C) - Captain

D - Matches Drawn
GA - Goals Against
L - Matches Lost
PS - Penalty Stroke
R - Red Card
Y - Yellow Card
(GK) - Goalkeeper

FG - Field Goal
GD - Goals Difference
P - Matches Played
PSC - Penalty Stroke Competition
S - Suspended
% - Conversion Percentage

Match Highlights



MEN'S CLASSIFICATION 7-8 MATCH M32

Olympic Green Hockey Stadium / THU 21 AUG 2008 / START TIME: 11:00

NZL - New Zealand		Final Score		PAK - Pakistan	
		4-2			

Match No.: M32 **Time:** 11:00 **Weather Conditions:** Rain, 21C, Humidity 92%

Umpires: KIM Hong Lae(KOR) ; SIMMONDS Gary(RSA)

Reserve Umpire: KUMAR Satinder(IND)

Match Statistics

NZL		Goals / Shots					Cards			PAK		Goals / Shots					Cards		
Coach: McLEOD Shane		Total	%	FG	PC	PS	G	Y	R	Coach: NAVEED Alam		Total	%	FG	PC	PS	G	Y	R
3	<u>KOSOOF David</u>	0/1	0	0/1						1	<u>AKBAR Salman</u> (GK)								
6	<u>CHILD Simon</u>	1/3	33	1/3						2	<u>ASHRAF Zeeshan</u> (C)								
7	<u>HOPPING Blair</u>									3	<u>IMRAN Muhammad</u>								
8	<u>COUZINS Dean</u>									4	<u>JAVED Muhammad</u>								
9	<u>HENWOOD Casey</u>									5	<u>SAQLAIN Muhammad</u>								
10	<u>ARCHIBALD Ryan</u> (C)	0/2	0	0/2						6	<u>RANA Muhammad Asif</u>								
12	<u>SHAW Bradley</u>									7	<u>WAQAS Muhammad</u>	0/1	0	0/1					
16	<u>WOOLFORD Paul</u> (GK)									8	<u>AKBAR Waqas</u>								
17	<u>PONTIFEX Kyle</u> (GK)									9	<u>ABBASI Shakeel</u>	0/2	0	0/2					
18	<u>BURROWS Phillip</u>	0/1	0	0/1						10	<u>BUTT Rehan</u>	1/3	33	1/3					
19	<u>SHAW Hayden</u>	2/2	100		2/2					11	<u>BILGRAMI Syed Abbas Haider</u>	1/1	100	1/1					
20	<u>NATION James</u>									12	<u>AHMED Nasir</u> (GK)								
24	<u>BROOKS Gareth</u>	1/1	100	1/1						13	<u>WARSI Syed Imran Ali</u>	0/3	0	0/3					
25	<u>McALEESE Shea</u>	0/1	0	0/1						14	<u>MAQSOOD Adnan</u>								1
30	<u>COLLIER Benjamin</u>									15	<u>ZUBAIR Muhammad</u>								
31	<u>EDWARDS Steven</u>									16	<u>RASOOL Shafqat</u>								
Totals:		4/11	36	2/9	2/2					Totals:	2/10	20	2/5	0/5					1

Play By Play

Time	Action	Score	Team	No.	Player	Time	Action	Score	Team	No.	Player
First Half						Second Half					
04:28	Shot Save		PAK	10	<u>BUTT Rehan</u>	37:11	PC		NZL		
04:34	PC		PAK			38:03	Shot PC Goal	2-0	NZL	19	<u>SHAW Hayden</u>
05:21	Shot PC GK save		PAK	13	<u>WARSI Syed Imran Ali</u>	38:49	Sub. No 4 off		PAK	9	<u>ABBASI Shakeel</u>
05:44	Sub. No 3 off		NZL	6	<u>CHILD Simon</u>	40:02	Sub. No 16 off		PAK	15	<u>ZUBAIR Muhammad</u>
05:58	Green Card		PAK	14	<u>MAQSOOD Adnan</u>	42:02	Sub. No 25 off		NZL	30	<u>COLLIER Benjamin</u>
08:24	Sub. No 25 off		NZL	30	<u>COLLIER Benjamin</u>	42:05	Sub. No 3 off		NZL	24	<u>BROOKS Gareth</u>
09:47	Sub. No 31 off		NZL	9	<u>HENWOOD Casey</u>	42:14	Shot Miss		NZL	10	<u>ARCHIBALD Ryan</u>
12:06	Sub. No 18 off		NZL	3	<u>KOSOOF David</u>	42:23	Sub. No 8 off		PAK	7	<u>WAQAS Muhammad</u>
12:59	Shot GK save		PAK	7	<u>WAQAS Muhammad</u>	42:44	Shot Goal	3-0	NZL	24	<u>BROOKS Gareth</u>
13:16	PC		PAK			45:52	Shot Goal	3-1	PAK	11	<u>BILGRAMI Syed Abbas Haider</u>
13:22	Minor Injury		PAK	10	<u>BUTT Rehan</u>	46:08	Sub. No 9 off		NZL	31	<u>EDWARDS Steven</u>
14:24	Shot PC GK save		PAK	13	<u>WARSI Syed Imran Ali</u>	46:37	Shot GK save		NZL	10	<u>ARCHIBALD Ryan</u>
14:30	Sub. No 12 off		NZL	20	<u>NATION James</u>	47:15	Sub. No 18 off		NZL	3	<u>KOSOOF David</u>
14:56	Sub. No 10 off		NZL	25	<u>McALEESE Shea</u>	47:45	Sub. No 11 off		PAK	16	<u>RASOOL Shafqat</u>
15:02	Sub. No 24 off		NZL	18	<u>BURROWS Phillip</u>	48:43	Sub. No 10 off		NZL	25	<u>McALEESE Shea</u>
19:05	Sub. No 19 off		NZL	31	<u>EDWARDS Steven</u>	49:26	Sub. No 12 off		NZL	20	<u>NATION James</u>
19:41	Sub. No 6 off		NZL	24	<u>BROOKS Gareth</u>	50:49	Sub. No 6 off		NZL	18	<u>BURROWS Phillip</u>
20:49	Sub. No 30		NZL	10	<u>ARCHIBALD Ryan</u>	51:14	PC		NZL		

Match Highlights



MEN'S CLASSIFICATION 5-6 MATCH M36

Olympic Green Hockey Stadium / SAT 23 AUG 2008 / START TIME: 11:00

KOR - Korea		Final Score		GBR - Great Britain	
		2-5			

Match No.: M36 **Time:** 11:00 **Weather Conditions:** Sunny, 29C, Humidity 65%

Umpires: GRIME Murray(AUS) ; VAN EERT Roel(NED)

Reserve Umpire: SIMMONDS Gary(RSA)

Match Statistics

KOR		Goals / Shots					Cards		GBR		Goals / Shots					Cards	
Coach: CHO Myung Jun	Total	%	FG	PC	PS	G	Y	R	Coach: LEE Jason	Total	%	FG	PC	PS	G	Y	R
1 KO Dong Sik (GK)									1 McGREGOR Alistair (GK)								
3 KIM Chul									4 KIRKHAM Glenn	1/1	100	1/1					
5 KIM Yong Bae									5 ALEXANDER Richard	0/1	0	0/1					
6 LEE Nam Yong	0/1	0	0/1						6 MANTELL Richard	0/2	0	0/2					
7 SEO Jong Ho (C)	0/1	0	0/1						7 JACKSON Ashley	1/1	100			1/1			
8 KANG Seong Jung	0/2	0	0/2						8 MANTELL Simon	0/3	0	0/3					
9 YOON Sung Hoon									9 DICK Stephen	0/3	0	0/3					
10 YOU Hyo Sik	0/3	0	0/3						10 DALY Matt	0/2	0	0/2					
11 YEO Woon Kon									12 CLARKE Jonty	2/2	100	2/2					
14 HYUN Hye Sung	1/1	100		1/1					13 MOORE Rob	0/1	0	0/1					
15 CHA Jong Bok									14 HAWES Ben (C)	0/1	0	0/1					
16 LEE Myung Ho (GK)									17 WILSON Alastair								1
17 HONG Eun Seong									18 MIDDLETON Barry	1/4	25	1/4					
19 KANG Moon Kweon									20 TINDALL James	0/3	0	0/3					1
22 KIM Sam Seok									21 BLEBY Jon								
25 JANG Jong Hyun	1/5	20	0/1	1/4			1		24 MARSDEN Ben								
Totals:	2/13	15	0/8	2/5			1	Totals:	5/24	20	4/21	0/2	1/1	2			

Play By Play

Time	Action	Score	Team	No.	Player	Time	Action	Score	Team	No.	Player
First Half						Second Half					
01:36	Shot GK save		GBR	9	DICK Stephen	35:40	Sub. No 9 off		GBR	7	JACKSON Ashley
01:39	PC		GBR			35:44	Sub. No 13 off		GBR	20	TINDALL James
02:30	Shot PC GK save		GBR	6	MANTELL Richard	35:53	Shot Miss		GBR	18	MIDDLETON Barry
03:27	Shot Miss		GBR	20	TINDALL James	36:04	Sub. No 14 off		GBR	24	MARSDEN Ben
04:08	Shot GK save		GBR	9	DICK Stephen	36:09	Sub. No 9 off		KOR	3	KIM Chul
04:51	Sub. No 20 off		GBR	8	MANTELL Simon	36:12	Sub. No 15 off		KOR	14	HYUN Hye Sung
06:01	Shot Miss		GBR	8	MANTELL Simon	36:20	Green Card		GBR	17	WILSON Alastair
07:19	Sub. No 9 off		GBR	10	DALY Matt	37:58	PC		GBR		
07:42	Shot Miss		KOR	10	YOU Hyo Sik	38:50	Shot PC GK save		GBR	6	MANTELL Richard
07:53	Sub. No 12 off		GBR	5	ALEXANDER Richard	39:51	Sub. No 5 off		GBR	12	CLARKE Jonty
07:59	Sub. No 7 off		GBR	13	MOORE Rob	40:26	Sub. No 10 off		GBR	9	DICK Stephen
09:08	PC		KOR			41:01	Shot Miss		GBR	20	TINDALL James
09:58	Shot PC GK save		KOR	25	JANG Jong Hyun	41:20	Sub. No 20 off		GBR	8	MANTELL Simon
10:29	Sub. No 9 off		KOR	14	HYUN Hye Sung	41:29	Sub. No 3 off		KOR	15	CHA Jong Bok
11:15	Sub. No 17 off		GBR	24	MARSDEN Ben	42:20	Shot Miss		KOR	10	YOU Hyo Sik
12:55	Minor Injury		KOR	15	CHA Jong Bok	42:38	Sub. No 7 off		GBR	13	MOORE Rob
13:01	Sub. No 8 off		GBR	20	TINDALL James	43:10	Shot Goal	0-1	GBR	18	MIDDLETON Barry
13:04	Sub. No 4 off		GBR	7	JACKSON Ashley	43:24	Sub. No 17 off		GBR	14	HAWES Ben
13:46	Sub. No 15 off		KOR	3	KIM Chul	43:30	Sub. No 14 off		KOR	9	YOON Sung Hoon
14:40	Sub. No 8 off		KOR	22	KIM Sam Seok	45:19	Sub. No 12 off		GBR	5	ALEXANDER Richard
15:15	Sub. No 5 off		GBR	12	CLARKE Jonty	46:29	Sub. No 9 off		GBR	10	DALY Matt
15:19	Sub. No 10 off		GBR	9	DICK Stephen	46:58	PC		KOR		
15:37	Sub. No 6 off		KOR	9	YOON Sung Hoon	47:54	Shot PC Goal	1-1	KOR	25	JANG Jong Hyun
16:55	Sub. No 14 off		GBR	17	WILSON Alastair	47:59	Sub. No 4 off		GBR	7	JACKSON Ashley
18:00	Sub. No 14 off		KOR	19	KANG Moon Kweon	48:04	Sub. No 8 off		GBR	20	TINDALL James
18:13	Shot Miss		KOR	7	SEO Jong Ho	49:00	Shot PS Goal	1-2	GBR	7	JACKSON Ashley
18:49	Sub. No 18 off		GBR	4	KIRKHAM Glenn	49:17	Sub. No 24 off		GBR	17	WILSON Alastair
18:54	Sub. No 9 off		GBR	8	MANTELL Simon	49:23	Sub. No 6 off		KOR	14	HYUN Hye Sung
19:52	Sub. No 5 off		KOR	15	CHA Jong Bok	49:52	Sub. No 10 off		KOR	19	KANG Moon Kweon
19:56	Sub. No 10 off		KOR	8	KANG Seong Jung	50:18	Sub. No 10 off		GBR	9	DICK Stephen

20:14	Sub. No 20 off	GBR	5	ALEXANDER Richard	50:21	Sub. No 5 off	GBR	12	CLARKE Jonty	
20:29	Sub. No 7 off	KOR	6	LEE Nam Yong	52:28	Shot GK save	KOR	8	KANG Seong Jung	
21:22	Sub. No 22 off	KOR	14	HYUN Hye Sung	52:44	Sub. No 8 off	KOR	10	YOU Hyo Sik	
22:18	Shot Save	KOR	8	KANG Seong Jung	53:34	Sub. No 20 off	GBR	8	MANTELL Simon	
22:20	PC	KOR			53:36	Shot Goal	1-3	GBR	12	CLARKE Jonty
23:07	Shot PC Miss	KOR	25	JANG Jong Hyun	53:39	Sub. No 19 off	KOR	6	LEE Nam Yong	
23:14	Sub. No 12 off	GBR	10	DALY Matt	53:54	Sub. No 18 off	GBR	4	KIRKHAM Glenn	
23:24	Sub. No 25 off	KOR	5	KIM Yong Bae	53:59	Sub. No 14 off	GBR	24	MARSDEN Ben	
24:12	Sub. No 19 off	KOR	10	YOU Hyo Sik	54:10	Shot GK save	KOR	10	YOU Hyo Sik	
25:29	Sub. No 8 off	GBR	9	DICK Stephen	55:28	Sub. No 12 off	GBR	5	ALEXANDER Richard	
25:50	Sub. No 9 off	KOR	7	SEO Jong Ho	55:31	Sub. No 9 off	GBR	10	DALY Matt	
26:03	Sub. No 17 off	GBR	14	HAWES Ben	55:33	Sub. No 1 off	KOR	16	LEE Myung Ho	
26:48	Sub. No 13 off	GBR	18	MIDDLETON Barry	55:38	Minor Injury	KOR	7	SEO Jong Ho	
27:51	Sub. No 5 off	GBR	20	TINDALL James	58:03	Sub. No 8 off	GBR	20	TINDALL James	
27:54	Sub. No 10 off	GBR	12	CLARKE Jonty	58:08	Sub. No 13 off	GBR	18	MIDDLETON Barry	
27:58	Sub. No 24 off	GBR	17	WILSON Alastair	58:17	Sub. No 9 off	KOR	8	KANG Seong Jung	
29:26	Sub. No 7 off	GBR	13	MOORE Rob	58:21	Sub. No 14 off	KOR	3	KIM Chul	
29:32	Sub. No 14 off	KOR	9	YOON Sung Hoon	58:43	Sub. No 17 off	GBR	14	HAWES Ben	
29:44	Sub. No 3 off	KOR	25	JANG Jong Hyun	58:59	Shot Miss	GBR	14	HAWES Ben	
30:00	Green Card	GBR	20	TINDALL James	60:25	PC	KOR			
30:05	Sub. No 9 off	GBR	8	MANTELL Simon	61:09	Shot PC Save	KOR	25	JANG Jong Hyun	
31:11	Shot Save	KOR	6	LEE Nam Yong	61:13	Sub. No 10 off	GBR	9	DICK Stephen	
31:56	Sub. No 12 off	GBR	5	ALEXANDER Richard	61:17	Sub. No 5 off	GBR	12	CLARKE Jonty	
32:02	Sub. No 20 off	GBR	10	DALY Matt	61:34	Shot Miss	GBR	18	MIDDLETON Barry	
32:29	Shot Miss	GBR	8	MANTELL Simon	62:20	Shot GK save	KOR	25	JANG Jong Hyun	
33:44	Shot Miss	GBR	13	MOORE Rob	62:45	Shot Goal	1-4	GBR	12	CLARKE Jonty
34:11	Sub. No 8 off	GBR	9	DICK Stephen	62:47	Yellow Card	KOR	25	JANG Jong Hyun	
34:15	Shot Miss	GBR	5	ALEXANDER Richard	62:53	Sub. No 7 off	GBR	13	MOORE Rob	
					62:57	Sub. No 20 off	GBR	8	MANTELL Simon	
					63:14	Sub. No 17 off	KOR	9	YOON Sung Hoon	
					63:47	Shot Miss	GBR	9	DICK Stephen	
					64:53	Shot Miss	GBR	8	MANTELL Simon	
					65:13	Sub. No 9 off	GBR	10	DALY Matt	
					65:17	Sub. No 4 off	GBR	7	JACKSON Ashley	
					65:46	Sub. No 6 off	KOR	14	HYUN Hye Sung	
					65:54	Sub. No 12 off	GBR	20	TINDALL James	
					66:00	PC	KOR			
					66:59	Shot PC Goal	2-4	KOR	14	HYUN Hye Sung
					67:07	Sub. No 15 off	KOR	17	HONG Eun Seong	
					67:11	Sub. No 8 off	GBR	5	ALEXANDER Richard	
					67:34	Shot Save	GBR	18	MIDDLETON Barry	
					67:41	Shot Miss	GBR	10	DALY Matt	
					67:51	Shot Miss	GBR	10	DALY Matt	
					68:01	Sub. No 13 off	GBR	4	KIRKHAM Glenn	
					68:04	Shot Miss	GBR	20	TINDALL James	
					68:48	Suspension Ends	KOR	25	JANG Jong Hyun	
					69:13	Sub. No 10 off	GBR	9	DICK Stephen	
					69:50	Shot Goal	2-5	GBR	4	KIRKHAM Glenn

Legend

AET - After Extra Time
G - Green Card
GF - Goals For
PC - Penalty Corner
Pts - Points
W - Matches Won
(C) - Captain

D - Matches Drawn
GA - Goals Against
L - Matches Lost
PS - Penalty Stroke
R - Red Card
Y - Yellow Card
(GK) - Goalkeeper

FG - Field Goal
GD - Goals Difference
P - Matches Played
PSC - Penalty Stroke Competition
S - Suspended
% - Conversion Percentage



MATCH REPORT

比赛报告 / BILAN DU MATCH

Date: SAT 23 AUG 2008 Time: 18:00 Classification: 3 - 4 Venue: Olympic Green Hockey Stadium Pitch: 1 Match No.: M37

Result

NED-Netherlands

Full Time	2 - 6
Halftime	2 - 4

AUS-Australia

Time on	Shirt No.	Name	▼ Green	■ Yellow	● Red
X	1	VOGELS Guus (GK)			
X	3	DERIKX Geert-Jan	53		
17	5	DERIKX Rob			
X	6	BOERMA Thomas			
9	7	van der WEIDE Sander			
X	8	BROUWER Ronald			
11	9	WEUSTHOF Roderick			
X	10	TAEKEMA Taeke			
X	11	DOCHERTY Laurence			
X	12	DELMEE Jeroen (C)			
X	14	de NOOIJER Teun			
X	18	RECKERS Rob			
X	19	BROUWER Matthijs			
9	20	HERTZBERGER Jeroen			
7	23	HOYNG Timme			
X	24	van der HORST Robert			
Coach		OLTMANS Roelant			

Time on	Shirt No.	Name	▼ Green	■ Yellow	● Red
X	1	DWYER Jamie			
X	2	DE YOUNG Liam			
X	6	HAMMOND Rob			
X	9	KNOWLES Mark	49		
X	11	OCKENDEN Eddie	53		
X	12	GUEST David			
23	13	DOERNER Luke			
X	15	GEORGE Bevan (C)			
13	17	SMITH Andrew			
X	18	LAMBERT Stephen (GK)			
X	19	MATHESON Eli			
X	23	WELLS Matthew			
11	24	BROOKS Travis			
14	28	BROWN Kiel			
10	31	KAVANAGH Fergus			
X	32	ABBOTT Des			
Coach		DANCER Barry			

Team Manager	Signature
van MAASAKKER Robert	
Umpire	Signature
MAIR Andy (GBR)	
Judge	Signature
BRACA Guido (ITA)	
Technical Officer	Signature
DEVADAS Mathavan (SIN)	

Team Manager	Signature
BIRSE Peter	
Umpire	Signature
BLASCH Christian (GER)	
Judge	Signature
QUAYE-KUMAH Nii (GHA)	
Reserve Umpire	Signature
KIM Hong Lae (KOR)	

Team	Minute	Shirt No.	Action	Score
AUS	5	11	FG	0 - 1
AUS	6	11	FG	0 - 2
AUS	9	32	FG	0 - 3
NED	12	10	PC	1 - 3
NED	27	14	FG	2 - 3

Team	Minute	Shirt No.	Action	Score
AUS	28	19	FG	2 - 4
AUS	42	6	FG	2 - 5
AUS	62	13	PC	2 - 6

Team	Minute	Shirt No.	Action	Score
Golden Goal				

Remarks

Tournament Director - READ Ken (AUS)

Legend:	(C) Captain	(GK) Goalkeeper	X Starting Player
---------	-------------	-----------------	-------------------

Match Highlights



MEN'S BRONZE MEDAL MATCH M37

Olympic Green Hockey Stadium / SAT 23 AUG 2008 / START TIME: 18:00

NED - Netherlands		Final Score		AUS - Australia	
		2-6			

Match No.: M37 **Time:** 18:00 **Weather Conditions:** Sunny, 31C, Humidity 53%

Umpires: MAIR Andy(GBR) ; BLASCH Christian(GER)

Reserve Umpire: KIM Hong Lae(KOR)

Match Statistics

NED		Goals / Shots					Cards			AUS		Goals / Shots					Cards		
Coach: OLTMANS Roelant	Total	%	FG	PC	PS	G	Y	R	Coach: DANCER Barry	Total	%	FG	PC	PS	G	Y	R		
1 VOGELS Guus (GK)									1 DWYER Jamie	0/1	0	0/1							
3 DERIKX Geert-Jan							1		2 DE YOUNG Liam										
5 DERIKX Rob									6 HAMMOND Rob	1/1	100	1/1							
6 BOERMA Thomas									9 KNOWLES Mark								1		
7 van der WEIDE Sander	0/1	0		0/1					11 OCKENDEN Eddie	2/2	100	2/2					1		
8 BROUWER Ronald	0/3	0	0/3						12 GUEST David	0/1	0		0/1						
9 WEUSTHOF Roderick									13 DOERNER Luke	1/2	50		1/2						
10 TAEKEMA Taeke	1/2	50		1/2					15 GEORGE Bevan (C)										
11 DOCHERTY Laurence									17 SMITH Andrew	0/1	0	0/1							
12 DELMEE Jeroen (C)									18 LAMBERT Stephen (GK)										
14 de NOOIJER Teun	1/2	50	1/1	0/1					19 MATHESON Eli	1/2	50	1/2							
18 RECKERS Rob									23 WELLS Matthew										
19 BROUWER Matthijs	0/2	0	0/1	0/1					24 BROOKS Travis	0/1	0	0/1							
20 HERTZBERGER Jeroen									28 BROWN Kiel										
23 HOYNG Timme									31 KAVANAGH Fergus	0/2	0	0/2							
24 van der HORST Robert									32 ABBOTT Des	1/4	25	1/4							
Totals:	2/10	20	1/5	1/5		1			Totals:	6/17	35	5/14	1/3		2				

Play By Play

Time	Action	Score	Team	No.	Player	Time	Action	Score	Team	No.	Player
First Half						Second Half					
02:25	PC		AUS			35:06	Sub. No 13 off		AUS	2	DE YOUNG Liam
04:02	Shot PC Miss		AUS	12	GUEST David	35:09	Sub. No 17 off		AUS	11	OCKENDEN Eddie
04:38	Shot Goal	0-1	AUS	11	OCKENDEN Eddie	35:12	Sub. No 19 off		AUS	12	GUEST David
05:12	Shot Goal	0-2	AUS	11	OCKENDEN Eddie	35:16	Sub. No 28 off		AUS	15	GEORGE Bevan
06:19	Shot GK save		NED	8	BROUWER Ronald	35:20	Sub. No 31 off		AUS	24	BROOKS Travis
06:51	Sub. No 11 off		NED	23	HOYNG Timme	36:05	Sub. No 7 off		NED	3	DERIKX Geert-Jan
08:11	Shot Goal	0-3	AUS	32	ABBOTT Des	36:09	Sub. No 11 off		NED	23	HOYNG Timme
08:20	Sub. No 19 off		NED	20	HERTZBERGER Jeroen	38:14	Minor Injury		AUS	1	DWYER Jamie
08:39	Sub. No 6 off		NED	7	van der WEIDE Sander	41:30	Shot Goal	2-5	AUS	6	HAMMOND Rob
09:22	Sub. No 1 off		AUS	31	KAVANAGH Fergus	41:41	Sub. No 32 off		AUS	17	SMITH Andrew
10:20	Sub. No 18 off		NED	9	WEUSTHOF Roderick	41:49	Sub. No 6 off		AUS	28	BROWN Kiel
10:27	Shot Miss		AUS	32	ABBOTT Des	42:08	Sub. No 11 off		AUS	19	MATHESON Eli
10:45	Sub. No 11 off		AUS	24	BROOKS Travis	42:18	Sub. No 2 off		AUS	31	KAVANAGH Fergus
10:57	PC		NED			42:30	Shot Save		NED	8	BROUWER Ronald
11:51	Shot PC Goal	1-3	NED	10	TAEKEMA Taeke	42:49	PC		NED		
12:01	Sub. No 32 off		AUS	17	SMITH Andrew	42:59	PC No Shot		NED	19	BROUWER Matthijs
12:38	Sub. No 2 off		AUS	1	DWYER Jamie	43:35	Minor Injury		AUS	28	BROWN Kiel
13:52	Shot GK save		AUS	31	KAVANAGH Fergus	44:06	Sub. No 24 off		AUS	11	OCKENDEN Eddie
13:56	Sub. No 6 off		AUS	28	BROWN Kiel	44:20	Sub. No 19 off		NED	20	HERTZBERGER Jeroen
14:12	Minor Injury		NED	1	VOGELS Guus	44:24	Sub. No 12 off		NED	5	DERIKX Rob
15:30	PC		NED			44:57	Shot GK save		AUS	19	MATHESON Eli
16:13	Shot PC GK save		NED	7	van der WEIDE Sander	45:07	Shot GK save		AUS	1	DWYER Jamie
16:19	Sub. No 19 off		AUS	11	OCKENDEN Eddie	45:26	Sub. No 18 off		NED	9	WEUSTHOF Roderick
16:28	Sub. No 14 off		NED	5	DERIKX Rob	46:05	Sub. No 28 off		AUS	6	HAMMOND Rob
17:06	Shot Miss		AUS	17	SMITH Andrew	47:18	Sub. No 17 off		AUS	32	ABBOTT Des
17:39	Shot GK save		AUS	31	KAVANAGH Fergus	47:26	Sub. No 23 off		NED	7	van der WEIDE Sander
19:14	Sub. No 8 off		NED	19	BROUWER Matthijs	47:56	Sub. No 8 off		NED	11	DOCHERTY Laurence
19:19	Sub. No 12 off		NED	6	BOERMA Thomas	48:27	Sub. No 1 off		AUS	2	DE YOUNG Liam

19:23	Sub. No 31 off	AUS	2	DE YOUNG Liam	48:59	Green Card	AUS	9	KNOWLES Mark	
21:26	Sub. No 17 off	AUS	32	ABBOTT Des	49:15	Sub. No 14 off	NED	18	RECKERS Rob	
21:47	Sub. No 9 off	AUS	6	HAMMOND Rob	50:22	Sub. No 12 off	AUS	28	BROWN Kiel	
22:20	Sub. No 23 off	AUS	13	DOERNER Luke	51:17	Sub. No 19 off	AUS	24	BROOKS Travis	
22:24	Sub. No 23 off	NED	14	de NOOIJER Teun	52:40	Green Card	NED	3	DERIKX Geert-Jan	
22:56	Shot Miss	AUS	32	ABBOTT Des	52:45	Green Card	AUS	11	OCKENDEN Eddie	
24:49	Sub. No 12 off	AUS	9	KNOWLES Mark	53:02	Sub. No 32 off	AUS	17	SMITH Andrew	
25:27	Sub. No 20 off	NED	8	BROUWER Ronald	54:13	Sub. No 7 off	NED	12	DELMEE Jeroen	
25:32	Shot GK save	AUS	32	ABBOTT Des	54:59	Sub. No 9 off	NED	14	de NOOIJER Teun	
25:54	Sub. No 24 off	AUS	19	MATHESON Eli	55:01	Sub. No 11 off	NED	8	BROUWER Ronald	
26:29	Shot Goal	2-3	NED	14	de NOOIJER Teun	55:06	Sub. No 20 off	NED	19	BROUWER Matthijs
26:35	Sub. No 10 off	NED	12	DELMEE Jeroen	55:33	Sub. No 31 off	AUS	1	DWYER Jamie	
26:42	Sub. No 1 off	AUS	31	KAVANAGH Fergus	56:10	Sub. No 15 off	AUS	13	DOERNER Luke	
27:29	Shot Goal	2-4	AUS	19	MATHESON Eli	57:24	PC	NED		
28:39	Sub. No 3 off	NED	10	TAEKEMA Taeke	58:12	Shot PC GK save	NED	10	TAEKEMA Taeke	
28:57	Sub. No 11 off	AUS	17	SMITH Andrew	58:19	Shot PC Miss	NED	14	de NOOIJER Teun	
29:08	Sub. No 9 off	NED	18	RECKERS Rob	58:24	Sub. No 17 off	AUS	32	ABBOTT Des	
29:42	Shot GK save	NED	8	BROUWER Ronald	58:34	Sub. No 5 off	NED	23	HOYNG Timme	
31:12	Shot GK save	NED	19	BROUWER Matthijs	59:33	Shot GK save	AUS	24	BROOKS Travis	
31:40	Sub. No 5 off	NED	11	DOCHERTY Laurence	59:41	Sub. No 6 off	AUS	12	GUEST David	
32:21	Sub. No 2 off	AUS	1	DWYER Jamie	60:15	Sub. No 23 off	AUS	15	GEORGE Bevan	
32:31	Sub. No 15 off	AUS	23	WELLS Matthew	60:17	PC	AUS			
					61:04	Shot PC Goal	2-6	AUS	13	DOERNER Luke
					62:40	Sub. No 28 off		AUS	6	HAMMOND Rob
					63:27	Sub. No 18 off		NED	9	WEUSTHOF Roderick
					64:16	PC		AUS		
					65:13	Shot PC Miss		AUS	13	DOERNER Luke
					65:33	Sub. No 13 off		AUS	23	WELLS Matthew
					65:41	Sub. No 11 off		AUS	19	MATHESON Eli
					68:48	Sub. No 32 off		AUS	17	SMITH Andrew

Legend

AET - After Extra Time
G - Green Card
GF - Goals For
PC - Penalty Corner
Pts - Points
W - Matches Won
(C) - Captain

D - Matches Drawn
GA - Goals Against
L - Matches Lost
PS - Penalty Stroke
R - Red Card
Y - Yellow Card
(GK) - Goalkeeper

FG - Field Goal
GD - Goals Difference
P - Matches Played
PSC - Penalty Stroke Competition
S - Suspended
% - Conversion Percentage

Match Highlights



MEN'S GOLD MEDAL MATCH M38

Olympic Green Hockey Stadium / SAT 23 AUG 2008 / START TIME: 20:30

GER - Germany		Final Score		ESP - Spain	
		1-0			

Match No.: M38 **Time:** 20:30 **Weather Conditions:** Sunny, 31C, Humidity 53%

Umpires: EHLERS Henrik(DEN) ; GENTLES David(AUS)

Reserve Umpire: WRIGHT John(RSA)

Match Statistics

GER		Goals / Shots					Cards			ESP		Goals / Shots					Cards		
Coach: WEISE Markus		Total	%	FG	PC	PS	G	Y	R	Coach: HENDRIKS Maurits		Total	%	FG	PC	PS	G	Y	R
3	<u>WITTE Philip</u>	0/1	0	0/1						1	1								
4	<u>MUELLER Maximilian</u>																		
5	<u>BIEDERLACK Sebastian</u>																		
7	<u>NEVADO Carlos</u>									1									
9	<u>FUERSTE Moritz</u>	0/1	0	0/1															
10	<u>MONTAG Jan-Marco</u>																		
13	<u>HAUKE Tobias</u>																		
14	<u>WEISSENBORN Tibor</u>																		
15	<u>WESS Benjamin</u>																		
16	<u>MEINERT Niklas</u>																		
17	<u>WESS Timo (C)</u>																		
19	<u>ZELLER Christopher</u>	1/4	25	0/2	1/2														
21	<u>WEINHOLD Max (GK)</u>																		
22	<u>WITTHAUS Matthias</u>	0/1	0	0/1															1
23	<u>KELLER Florian</u>																		
25	<u>ZELLER Philipp</u>																		
Totals:		1/7	14	0/5	1/2				2	Totals:	0/7	0	0/4	0/3					1

Play By Play

Time	Action	Score	Team	No.	Player	Time	Action	Score	Team	No.	Player
First Half						Second Half					
03:19	Shot Save		GER	19	<u>ZELLER Christopher</u>	35:06	Sub. No 3 off		GER	22	<u>WITTHAUS Matthias</u>
03:48	Shot Miss		GER	19	<u>ZELLER Christopher</u>	35:10	Sub. No 16 off		GER	25	<u>ZELLER Philipp</u>
03:51	PC		GER			40:00	Sub. No 22 off		GER	23	<u>KELLER Florian</u>
04:39	Shot PC Save		GER	19	<u>ZELLER Christopher</u>	40:08	Sub. No 19 off		GER	3	<u>WITTE Philip</u>
06:06	Minor Injury		ESP	8	<u>FABREGAS Alex</u>	41:15	Sub. No 9 off		GER	15	<u>WESS Benjamin</u>
06:20	Sub. No 7 off		GER	3	<u>WITTE Philip</u>	42:12	Shot Miss		ESP	10	<u>TUBAU Eduard</u>
06:24	Sub. No 19 off		GER	23	<u>KELLER Florian</u>	43:18	Sub. No 13 off		GER	10	<u>MONTAG Jan-Marco</u>
08:18	Sub. No 9 off		GER	15	<u>WESS Benjamin</u>	43:34	Sub. No 15 off		GER	9	<u>FUERSTE Moritz</u>
08:47	Sub. No 13 off		GER	10	<u>MONTAG Jan-Marco</u>	43:40	Green Card		GER	7	<u>NEVADO Carlos</u>
09:25	Sub. No 25 off		GER	16	<u>MEINERT Niklas</u>	43:29	Sub. No 7 off		GER	22	<u>WITTHAUS Matthias</u>
10:54	Sub. No 2 off		ESP	21	<u>ARBOS Eduard</u>	45:15	Sub. No 2 off		ESP	21	<u>ARBOS Eduard</u>
11:07	Sub. No 9 off		ESP	11	<u>OLIVA Roc</u>	45:50	Sub. No 25 off		GER	16	<u>MEINERT Niklas</u>
11:16	Sub. No 22 off		GER	19	<u>ZELLER Christopher</u>	46:16	Sub. No 23 off		GER	19	<u>ZELLER Christopher</u>
13:01	Sub. No 14 off		GER	9	<u>FUERSTE Moritz</u>	46:32	Sub. No 9 off		ESP	6	<u>SOJO Victor</u>
14:00	Sub. No 23 off		ESP	17	<u>SALA Albert</u>	46:37	Sub. No 14 off		GER	13	<u>HAUKE Tobias</u>
14:03	Sub. No 10 off		GER	13	<u>HAUKE Tobias</u>	48:06	Sub. No 23 off		ESP	17	<u>SALA Albert</u>
14:55	Shot GK save		GER	9	<u>FUERSTE Moritz</u>	49:53	Sub. No 3 off		GER	7	<u>NEVADO Carlos</u>
14:57	PC		GER			50:42	Shot GK save		GER	22	<u>WITTHAUS Matthias</u>
15:49	Shot PC Goal	1-0	GER	19	<u>ZELLER Christopher</u>	50:54	Sub. No 10 off		ESP	2	<u>FREIXA Santiago</u>
15:53	Sub. No 11 off		ESP	9	<u>AMAT Pol</u>	50:57	Sub. No 10 off		GER	14	<u>WEISSENBORN Tibor</u>
15:56	Sub. No 10 off		ESP	2	<u>FREIXA Santiago</u>	51:39	Sub. No 6 off		ESP	9	<u>AMAT Pol</u>
16:06	Sub. No 15 off		GER	14	<u>WEISSENBORN Tibor</u>	51:42	Sub. No 5 off		GER	25	<u>ZELLER Philipp</u>
16:08	Sub. No 23 off		GER	22	<u>WITTHAUS Matthias</u>	53:24	Sub. No 5 off		ESP	23	<u>ALEGRE David</u>
16:12	Sub. No 3 off		GER	7	<u>NEVADO Carlos</u>	53:47	Sub. No 19 off		GER	23	<u>KELLER Florian</u>
16:15	Sub. No 5 off		GER	25	<u>ZELLER Philipp</u>	54:12	Sub. No 21 off		ESP	10	<u>TUBAU Eduard</u>
18:35	Green Card		GER	4	<u>MUELLER Maximilian</u>	54:46	Shot Save		ESP	2	<u>FREIXA Santiago</u>
18:35	PC		ESP			54:57	Sub. No 9 off		GER	15	<u>WESS Benjamin</u>
19:18	Shot PC GK save		ESP	2	<u>FREIXA Santiago</u>	56:02	Sub. No 7 off		GER	19	<u>ZELLER Christopher</u>
19:21	PC		ESP			56:58	Sub. No 22 off		GER	3	<u>WITTE Philip</u>

19:57	Shot PC Miss		ESP	2	<u>FREIXA Santiago</u>	58:01	Sub. No 16 off		GER	5	<u>BIEDERLACK Sebastian</u>
20:20	Sub. No 5 off		ESP	23	<u>ALEGRE David</u>	59:19	Sub. No 23 off		GER	22	<u>WITTHAUS Matthias</u>
20:24	Sub. No 21 off		ESP	10	<u>TUBAU Eduard</u>	59:22	Sub. No 8 off		ESP	5	<u>FABREGAS Francisco</u>
21:39	Shot GK save		ESP	23	<u>ALEGRE David</u>	59:30	PC		ESP		
23:04	Sub. No 16 off		GER	5	<u>BIEDERLACK Sebastian</u>	60:21	Shot PC Miss		ESP	2	<u>FREIXA Santiago</u>
23:08	Sub. No 9 off		GER	15	<u>WESS Benjamin</u>	60:35	Sub. No 15 off		GER	9	<u>FUERSTE Moritz</u>
24:36	Shot Miss		ESP	18	<u>GARZA Rodrigo</u>	60:38	Shot GK save		GER	3	<u>WITTE Philip</u>
24:48	Sub. No 19 off		GER	23	<u>KELLER Florian</u>	62:59	Yellow Card		ESP	20	<u>ENRIQUE Sergi</u>
25:17	Sub. No 13 off		GER	10	<u>MONTAG Jan-Marco</u>	63:05	Sub. No 25 off		GER	16	<u>MEINERT Niklas</u>
25:25	Sub. No 2 off		ESP	21	<u>ARBOS Eduard</u>	63:35	Sub. No 3 off		GER	23	<u>KELLER Florian</u>
25:48	Sub. No 8 off		ESP	5	<u>FABREGAS Francisco</u>	63:39	Sub. No 17 off		ESP	8	<u>FABREGAS Alex</u>
26:11	Sub. No 9 off		ESP	6	<u>SOJO Victor</u>	64:40	Sub. No 19 off		GER	7	<u>NEVADO Carlos</u>
28:12	Sub. No 7 off		GER	3	<u>WITTE Philip</u>	66:12	Sub. No 22 off		GER	10	<u>MONTAG Jan-Marco</u>
28:16	Sub. No 25 off		GER	16	<u>MEINERT Niklas</u>	67:23	Sub. No 9 off		GER	15	<u>WESS Benjamin</u>
28:51	Sub. No 21 off		ESP	2	<u>FREIXA Santiago</u>	67:41	Sub. No 23 off		GER	19	<u>ZELLER Christopher</u>
29:33	Sub. No 6 off		ESP	9	<u>AMAT Pol</u>	68:00	Suspension Ends		ESP	20	<u>ENRIQUE Sergi</u>
29:51	Sub. No 17 off		ESP	8	<u>FABREGAS Alex</u>	69:26	Sub. No 10 off		GER	3	<u>WITTE Philip</u>
30:13	Sub. No 10 off		GER	13	<u>HAUKE Tobias</u>	69:29	Sub. No 7 off		GER	22	<u>WITTHAUS Matthias</u>
30:33	Sub. No 23 off		GER	19	<u>ZELLER Christopher</u>						
34:02	Sub. No 22 off		GER	7	<u>NEVADO Carlos</u>						
34:08	Sub. No 15 off		GER	9	<u>FUERSTE Moritz</u>						

Legend

AET - After Extra Time
G - Green Card
GF - Goals For
PC - Penalty Corner
Pts - Points
W - Matches Won
(C) - Captain

D - Matches Drawn
GA - Goals Against
L - Matches Lost
PS - Penalty Stroke
R - Red Card
Y - Yellow Card
(GK) - Goalkeeper

FG - Field Goal
GD - Goals Difference
P - Matches Played
PSC - Penalty Stroke Competition
S - Suspended
% - Conversion Percentage

21:54:50 23 AUG 2008
HOM400101_C69 1.0



CUMULATIVE STATISTICS

累积技术统计 / STATISTIQUES CUMULÉES

GER - Germany After 7 matches

Shirt No.	Name	MP	CHN	BEL	KOR	ESP	NZL	NED	ESP	Goals/Shots					Cards		
										Total	%	FG	PC	PS	G	Y	R
3	WITTE Philip	7	I	I	I	I	I	I	I	1/4	25	1/4					
4	MUELLER Maximilian	7	X	X	X	X	X	X	X						1		
5	BIEDERLACK Sebastian	7	X	X	X	X	X	X	X						2	1	
7	NEVADO Carlos	7	X	X	X	X	X	X	X	1/6	16	1/6			1		
9	FUERSTE Moritz	7	X	X	X	X	X	X	X	1/7	14	1/7					
10	MONTAG Jan-Marco	2							I								
13	HAUKE Tobias	7	X	X	X	X	X	X	X	0/1	0	0/1			2		
14	WEISSENBORN Tibor	7	X	X	X	X	X	X	X	0/1	0		0/1		1	2	
15	WESS Benjamin	7	I	I	I	I	I	I	I	0/2	0	0/2			2		
16	MEINERT Niklas	7	I	I	I	I	I	I	I								
17	WESS Timo (C)	7	X	X	X	X	X	X	X	1/5	20		1/5		1		
18	KORN Oliver	5	I	I	I	I	I			0/1	0	0/1					
19	ZELLER Christopher	7	X	X	X	X	X	X	X	3/20	15	1/10	2/10				
21	WEINHOLD Max (GK)	7	X	X	X	X	X	X	X								
22	WITTHAUS Matthias	7	X	X	X	X	X	X	X	3/24	12	3/24					
23	KELLER Florian	7	I	I	I	I	I	I	I	3/15	20	2/9	1/6		1	1	
25	ZELLER Philipp	7	X	X	X	X	X	X	X	1/4	25	1/3	0/1				
Totals										14/90	15	10/67	4/23		11	4	
Against										7/52	13	3/31	3/20	1/1	8	3	

Legend:							
%	Conversion Percentage	(C)	Captain	(GK)	Goalkeeper	FG	Field Goal
G	Green Card	I	Substitute Player	MP	Matches Played	PC	Penalty Corner
PS	Penalty Stroke	R	Red Card	X	Starting Player	Y	Yellow Card



CUMULATIVE STATISTICS

累积技术统计 / STATISTIQUES CUMULÉES

AUS - Australia After 7 matches

Shirt No.	Name	MP	CAN	RSA	PAK	NED	GBR	ESP	NED	Goals/Shots					Cards		
										Total	%	FG	PC	PS	G	Y	R
1	DWYER Jamie	7	X	X	X	X	X	X	X	4/15	26	3/13	1/2				
2	DE YOUNG Liam	7	X	X	I	X	I	X	X	0/4	0	0/4					
6	HAMMOND Rob	7	X	X	X	X	X	X	X	1/2	50	1/2		3			
9	KNOWLES Mark	7	X	X	X	X	X	X	X	0/3	0	0/3		1			
11	OCKENDEN Eddie	7	X	X	X	X	I	X	X	6/7	85	6/7		1			
12	GUEST David	7	X	X	X	X	X	X	X	2/9	22	0/2	2/7				
13	DOERNER Luke	7	I	I	I	I	I	I	I	2/10	20		2/10				
14	SCHUBERT Grant	5	X	I	I	X	I			3/13	23	3/13					
15	GEORGE Bevan (C)	7	X	X	X	X	X	X	X	1/1	100		1/1				
17	SMITH Andrew	2						I	I	0/1	0	0/1					
18	LAMBERT Stephen (GK)	7	X	X	X	X	X	X	X								
19	MATHESON Eli	7	X	I	X	I	X	I	X	4/8	50	4/8					
23	WELLS Matthew	7	X	X	X	X	X	X	X	0/2	0		0/2	1			
24	BROOKS Travis	7	I	X	I	X	X	X	I	1/8	12	1/8					
28	BROWN Kiel	7	I	I	I	I	I	I	I	0/1	0	0/1					
31	KAVANAGH Fergus	7	I	I	X	I	X	I	I	2/8	25	2/8					
32	ABBOTT Des	7	I	X	X	I	X	X	X	6/18	33	6/18					
Totals										32/110	29	26/88	6/22	6			
Against										12/59	20	6/36	6/23	8	4		

Legend:						
%	Conversion Percentage	(C)	Captain	(GK)	Goalkeeper	FG
G	Green Card	I	Substitute Player	MP	Matches Played	PC
PS	Penalty Stroke	R	Red Card	X	Starting Player	Y
						Field Goal
						Penalty Corner
						Yellow Card



CUMULATIVE STATISTICS

累积技术统计 / STATISTIQUES CUMULÉES

NED - Netherlands After 7 matches

Shirt No.	Name	MP	RSA	GBR	CAN	AUS	PAK	GER	AUS	Goals/Shots					Cards				
										Total	%	FG	PC	PS	G	Y	R		
1	VOGELS Guus (GK)	7	X	X	X	X	X	X	X								1		
3	DERIKX Geert-Jan	7	X	X	X	X	X	X	X								2		
5	DERIKX Rob	7	I	I	I	I	I	I	I										
6	BOERMA Thomas	7	X	X	X	X	X	X	X	0/1	0	0/1					1		
7	van der WEIDE Sander	7	I	I	I	I	I	I	I	0/1	0		0/1				2	1	
8	BROUWER Ronald	6	X	X	X	X		X	X	0/10	0	0/10							
9	WEUSTHOF Roderick	7	I	I	I	I	X	I	I	1/12	8	0/7	1/5						
10	TAEKEMA Taeke	7	X	X	X	X	X	X	X	11/25	44		10/24	1/1			2		
11	DOCHERTY Laurence	7	X	X	X	X	X	X	X	1/2	50	1/2							
12	DELMEE Jeroen (C)	7	X	X	X	X	X	X	X	0/1	0	0/1							
14	de NOOIJER Teun	7	X	X	X	X	X	X	X	1/9	11	1/7	0/2						
18	RECKERS Rob	7	X	X	X	X	X	I	X	0/4	0	0/4							
19	BROUWER Matthijs	7	X	X	X	X	X	X	X	2/13	15	2/11	0/2				1		
20	HERTZBERGER Jeroen	7	I	I	I	I	I	X	I	2/7	28	2/7							
23	HOYNG Timme	7	I	I	I	I	I	I	I	1/1	100		1/1				1		
24	van der HORST Robert	7	X	X	X	X	X	X	X	0/3	0	0/3							
Totals										19/89	21	6/53	12/35	1/1			10	1	
Against										13/73	17	9/55	4/18				9	2	

Legend:							
%	Conversion Percentage	(C)	Captain	(GK)	Goalkeeper	FG	Field Goal
G	Green Card	I	Substitute Player	MP	Matches Played	PC	Penalty Corner
PS	Penalty Stroke	R	Red Card	X	Starting Player	Y	Yellow Card



CUMULATIVE STATISTICS

累积技术统计 / STATISTIQUES CUMULÉES

ESP - Spain After 7 matches

Shirt No.	Name	MP	BEL	NZL	CHN	GER	KOR	AUS	GER	Goals/Shots					Cards			
										Total	%	FG	PC	PS	G	Y	R	
1	CORTES Francisco (GK)	7	X	X	X	X	X	X	X									
2	FREIXA Santiago	7	X	X	X	X	X	X	X	5/25	20	3/13	2/12		1			
5	FABREGAS Francisco (C)	7	X	X	X	X	X	X	X									
6	SOJO Victor	7	I	I	I	I	I	I	I	1/3	33	1/3						
8	FABREGAS Alex	7	X	X	X	X	X	X	X	0/1	0	0/1			1			
9	AMAT Pol	7	X	X	X	X	X	X	X	2/16	12	2/15	0/1					
10	TUBAU Eduard	7	X	X	X	X	X	X	X	2/12	16	1/11	1/1		1			
11	OLIVA Roc	7	I	I	I	I	I	I	I	0/2	0	0/2						
12	FERNANDEZ Juan	5	I	I	I	I	I											
13	ALEGRE Ramon	7	X	X	X	X	X	X	X	0/4	0	0/2	0/2		1			
16	RIBAS Xavier	7	X	X	X	X	X	X	X	2/19	10		2/19					
17	SALA Albert	7	I	I	I	I	I	I	I	0/5	0	0/5			1			
18	GARZA Rodrigo	7	X	X	X	X	X	X	X	0/2	0	0/1	0/1					
20	ENRIQUE Sergi	7	X	X	X	X	X	X	X							1		
21	ARBOS Eduard	7	I	I	I	I	I	I	I	0/9	0	0/9						
23	ALEGRE David	7	X	X	X	X	X	X	X	0/5	0	0/5						
Totals										12/103	11	7/67	5/36		5	1		
Against										8/57	14	5/42	3/15		10	2		

Legend:	%	Conversion Percentage	(C)	Captain	(GK)	Goalkeeper	FG	Field Goal
G	Green Card	I	Substitute Player	MP	Matches Played	PC	Penalty Corner	
PS	Penalty Stroke	R	Red Card	X	Starting Player	Y	Yellow Card	



CUMULATIVE STATISTICS

累积技术统计 / STATISTIQUES CUMULÉES

KOR - Korea After 6 matches

Shirt No.	Name	MP	NZL	CHN	GER	BEL	ESP	GBR	Goals/Shots					Cards			
									Total	%	FG	PC	PS	G	Y	R	
1	KO Dong Sik (GK)	6	X	X	X	I	I	X									
2	KIM Byung Hoon	5	I	I	I	X	I										
3	KIM Chul	6	I	I	I	I	I	I							1	1	
5	KIM Yong Bae	6	X	X	X	X	X	X	0/2	0	0/2					1	
6	LEE Nam Yong	6	X	X	X	X	X	X	1/9	11	0/7	1/2			1		
7	SEO Jong Ho (C)	6	X	X	X	X	X	X	2/13	15	2/13						
8	KANG Seong Jung	6	X	X	X	X	X	X	1/4	25	1/4				2		
9	YOON Sung Hoon	6	X	X	X	X	X	X	1/6	16	1/6						
10	YOU Hyo Sik	6	X	X	X	I	X	X	2/11	18	2/11				1	1	
11	YEO Woon Kon	6	X	X	X	X	X	X	1/5	20	0/3	0/1	1/1		2		
14	HYUN Hye Sung	1						I	1/1	100		1/1					
15	CHA Jong Bok	6	X	X	X	X	X	X							1	1	
16	LEE Myung Ho (GK)	5		I	I	X	X	I									
17	HONG Eun Seong	6	X	X	X	X	X	X									
19	KANG Moon Kweon	6	I	I	I	I	I	I	0/1	0	0/1						
22	KIM Sam Seok	6	I	I	I	I	I	I									
25	JANG Jong Hyun	6	X	X	X	X	X	X	6/23	26	0/1	6/22				2	
Totals									15/75	20	6/48	8/26	1/1	8	6		
Against									16/75	21	10/56	5/18	1/1	9	3		

Legend:	% Conversion Percentage	(C) Captain	(GK) Goalkeeper	FG Field Goal
G Green Card	I Substitute Player	MP Matches Played	PC Penalty Corner	
PS Penalty Stroke	R Red Card	X Starting Player	Y Yellow Card	



CUMULATIVE STATISTICS

累积技术统计 / STATISTIQUES CUMULÉES

PAK - Pakistan After 6 matches

Shirt No.	Name	MP	GBR	CAN	AUS	RSA	NED	NZL	Goals/Shots					Cards			
									Total	%	FG	PC	PS	G	Y	R	
1	AKBAR Salman (GK)	1	X														
2	ASHRAF Zeeshan (C)	6	X	X	X	X	X	X									1
3	IMRAN Muhammad	5	I	X	X	X	X			2/12	16		2/12				1
4	JAVED Muhammad	6	X	X	X	X	X	X		1/3	33	1/3					1
5	SAQLAIN Muhammad	6	X	X	X	X	X	X		1/3	33	0/2		1/1			1 1
6	RANA Muhammad Asif	6	X	X	X	X	X	X									
7	WAQAS Muhammad	6	I	X	X	X	X	X		2/6	33	2/5	0/1				1 1
8	AKBAR Waqas	6	X	I	I	X	I	I		0/1	0	0/1					1
9	ABBASI Shakeel	6	X	X	X	X	X	X		3/16	18	3/12	0/4				1
10	BUTT Rehan	6	X	X	X	X	X	X		1/8	12	1/7	0/1				
11	BILGRAMI Syed Abbas Haider	5	X		I	I	I	I		1/1	100	1/1					
12	AHMED Nasir (GK)	5		X	X	X	X	X									
13	WARSI Syed Imran Ali	4	X		I		I	X		0/5	0		0/5				
14	MAQSOOD Adnan	6	I	X	X	X	X	X		1/1	100		1/1				1
15	ZUBAIR Muhammad	6	X	I	I	I	I	I		0/4	0	0/4					
16	RASOOL Shafqat	6	I	X	X	I	X	X		1/7	14	1/7					
Totals									13/67	19	9/42	3/24	1/1			6	4
Against									16/67	23	7/44	9/23				8	2

Legend:							
%	Conversion Percentage	(C)	Captain	(GK)	Goalkeeper	FG	Field Goal
G	Green Card	I	Substitute Player	MP	Matches Played	PC	Penalty Corner
PS	Penalty Stroke	R	Red Card	X	Starting Player	Y	Yellow Card



CUMULATIVE STATISTICS

累积技术统计 / STATISTIQUES CUMULÉES

GBR - Great Britain After 6 matches

Shirt No.	Name	MP	PAK	NED	RSA	CAN	AUS	KOR	Goals/Shots					Cards			
									Total	%	FG	PC	PS	G	Y	R	
1	McGREGOR Alistair (GK)	6	X	X	X	X	X	X									
4	KIRKHAM Glenn	6	X	X	X	X	X	X	1/1	100	1/1				1		
5	ALEXANDER Richard	6	X	I	X	I	X	I	0/2	0	0/2						
6	MANTELL Richard	6	X	X	X	X	X	X	1/14	7		1/14					
7	JACKSON Ashley	6	X	I	X	X	I	X	2/8	25	0/1	1/6	1/1	1			
8	MANTELL Simon	6	I	I	X	I	I	I	0/4	0	0/4						
9	DICK Stephen	6	I	X	I	I	X	X	0/4	0	0/4						
10	DALY Matt	6	I	I	I	X	X	I	3/6	50	2/4	1/2			1		
12	CLARKE Jonty	6	X	X	I	X	I	X	2/4	50	2/4						
13	MOORE Rob	6	I	X	I	I	X	I	2/6	33	2/6						
14	HAWES Ben (C)	6	X	X	X	X	I	X	0/3	0	0/3				1		
17	WILSON Alastair	6	X	I	X	I	X	X							3		
18	MIDDLETON Barry	6	X	X	X	X	X	X	2/8	25	2/8						
20	TINDALL James	6	X	X	X	X	I	X	2/10	20	2/9	0/1		2	2		
21	BLEBY Jon	6	X	X	X	X	X	X	0/1	0	0/1						
24	MARSDEN Ben	6	I	X	I	X	X	I	0/1	0	0/1						
Totals									15/72	20	11/48	3/23	1/1	7	4		
Against									9/58	15	5/36	4/22		3	4		

Legend:							
%	Conversion Percentage	(C)	Captain	(GK)	Goalkeeper	FG	Field Goal
G	Green Card	I	Substitute Player	MP	Matches Played	PC	Penalty Corner
PS	Penalty Stroke	R	Red Card	X	Starting Player	Y	Yellow Card



CUMULATIVE STATISTICS

累积技术统计 / STATISTIQUES CUMULÉES

NZL - New Zealand After 6 matches

Shirt No.	Name	MP	KOR	ESP	BEL	CHN	GER	PAK	Goals/Shots					Cards		
									Total	%	FG	PC	PS	G	Y	R
3	KOSOOF David	6	X	X	X	X	X	X	0/2	0	0/2					
6	CHILD Simon	6	I	I	I	I	I	I	4/12	33	4/12					
7	HOPPING Blair	6	X	X	X	X	X	X								
8	COUZINS Dean	6	X	X	X	X	X	X	0/1	0		0/1				
9	HENWOOD Casey	6	X	I	X	X	I	I	0/1	0	0/1		1			
10	ARCHIBALD Ryan (C)	6	X	X	X	X	X	X	0/6	0	0/5	0/1	1			
12	SHAW Bradley	6	X	X	X	X	X	X	0/2	0	0/2					
16	WOOLFORD Paul (GK)	5	X	X	X	X	X									
17	PONTIFEX Kyle (GK)	2			I			X								
18	BURROWS Phillip	6	X	X	X	X	X	X	0/10	0	0/10		1			
19	SHAW Hayden	6	X	X	X	X	X	X	6/13	46	0/1	6/12	1			
20	NATION James	5	I	I	I		I	I					1			
24	BROOKS Gareth	6	X	X	X	X	X	X	2/3	66	2/3					
25	McALEESE Shea	6	X	X	X	X	X	X	2/6	33	2/6			1		
30	COLLIER Benjamin	6	I	I	I	I	I	I	0/2	0	0/1	0/1				
31	EDWARDS Steven	6	I	X	I	I	X	X	0/1	0	0/1		1			
Totals									14/59	23	8/44	6/15	6	1		
Against									11/79	13	6/53	5/26	8			

Legend:	%	Conversion Percentage	(C)	Captain	(GK)	Goalkeeper	FG	Field Goal
G	Green Card	I	Substitute Player	MP	Matches Played	PC	Penalty Corner	
PS	Penalty Stroke	R	Red Card	X	Starting Player	Y	Yellow Card	



CUMULATIVE STATISTICS

累积技术统计 / STATISTIQUES CUMULÉES

BEL - Belgium After 6 matches

Shirt No.	Name	MP	ESP	GER	NZL	KOR	CHN	CAN	Goals/Shots					Cards			
									Total	%	FG	PC	PS	G	Y	R	
1	DE GREVE Cedric (GK)	6	X	X	X	X	X	X									
2	RECKINGER Xavier	6	X	X	X	X	X	X	1/2	50	0/1	1/1			2		
4	RENAER Thierry	6	I	X	X	X	X	X	0/1	0		0/1					
5	DEKEYSER Jerome	6	I	I	I	X	X	X	5/22	22	4/12	1/10			1		
6	VANDEWEGHE Loic (C)	6	X	X	X	X	X	X									
7	DOHMEN John-John	6	X	X	X	X	X	X	2/7	28	2/6	0/1			1		
8	VAN DEN BALCK Thomas	6	X	X	X	X	X	X							1		
9	LUYCX Maxime	6	X	X	X	X	X	X									
10	CHARLIER Cedric	6	X	I	I	X	X	I	1/4	25	1/3	0/1					
11	VANDEWEGHE Charles	6	X	X	X	X	X	X	0/5	0	0/5						
14	GOLDBERG Philippe	6	I	I	I	I	I	I	0/2	0	0/2						
15	GUCASSOFF Gregory	6	X	X	X	I	I	I	1/5	20	0/1	1/4			1		
17	BRIELS Thomas	6	X	X	X	I	I	I	0/8	0	0/8				1		
18	HOUSSEIN Patrice	6	I	I	I	I	I	I									
19	DENAYER Felix	6	X	X	X	X	X	X	0/1	0	0/1						
28	TRUYENS Jerome	6	I	I	I	I	I	X	2/4	50	1/2	1/2					
Totals									12/61	19	8/41	4/20			7		
Against									13/65	20	10/45	3/19	0/1		9	2	

Legend:							
%	Conversion Percentage	(C)	Captain	(GK)	Goalkeeper	FG	Field Goal
G	Green Card	I	Substitute Player	MP	Matches Played	PC	Penalty Corner
PS	Penalty Stroke	R	Red Card	X	Starting Player	Y	Yellow Card



CUMULATIVE STATISTICS

累积技术统计 / STATISTIQUES CUMULÉES

RSA - South Africa After 6 matches

Shirt No.	Name	MP	NED	AUS	GBR	PAK	CAN	CHN	Goals/Shots					Cards			
									Total	%	FG	PC	PS	G	Y	R	
1	CRONJE Andrew	6	X	X	X	X	X	X							1		
2	SYMONS Ian	6	X	I	X	I	I	I	1/7	14		0/6	1/1		1		
5	SMITH Austin	6	X	X	X	X	X	X	4/12	33	0/4	4/8			3		
6	JACOBS Bruce (C)	6	X	X	X	X	X	X	0/2	0	0/1	0/1			2		
7	GALLAGHER Darryn	6	I	I	I	I	I	I	0/1	0		0/1					
8	HARPER Marvin	6	I	I	I	I	I	I	0/4	0	0/4						
9	SMITH Emile	6	X	X	I	X	X	X	0/6	0	0/6						
11	ABRAHAMS Clyde	6	I	X	I	X	X	X	0/1	0	0/1			1		1	
13	BLAKE Paul	6	X	X	X	X	X	X							1		
14	ROSE-INNES Eric	6	X	X	X	X	X	X						1	1		
16	BAM Marvin	6	X	X	X	X	I	X						1			
17	ABBOTT Geoffrey	6	I	I	X	X	I	X	0/3	0	0/3						
18	McDADE Thornton	6	X	X	X	X	X	I	0/8	0	0/8			1			
19	HIBBERT Christopher (GK)	6	X	X	X	X	X	X	0/1	0	0/1						
21	TSOLEKILE Lungile	6	X	X	X	I	X	X	2/3	66	2/3						
22	HAMMOND Thomas	6	I	I	I	I	X	I	0/1	0	0/1				1		
Totals									7/49	14	2/32	4/16	1/1	8	6	1	
Against									28/81	34	17/51	10/29	1/1	7	5		

Legend:							
%	Conversion Percentage	(C)	Captain	(GK)	Goalkeeper	FG	Field Goal
G	Green Card	I	Substitute Player	MP	Matches Played	PC	Penalty Corner
PS	Penalty Stroke	R	Red Card	X	Starting Player	Y	Yellow Card



CUMULATIVE STATISTICS

累积技术统计 / STATISTIQUES CUMULÉES

CAN - Canada After 6 matches

Shirt No.	Name	MP	AUS	PAK	NED	GBR	RSA	BEL	Goals/Shots					Cards			
									Total	%	FG	PC	PS	G	Y	R	
2	MAHOOD Michael (GK)	6	X	X	X	X	X	X									
3	WRIGHT Anthony	6	I	I	I	X	X	I	0/1	0	0/1						2
4	TUPPER Scott	6	X	X	X	X	X	X	0/4	0		0/4					1
6	SCHOLE Marian	6	I	I	X	X	X	X	0/1	0	0/1						
9	PEREIRA Ken	6	X	X	X	X	X	X	1/2	50	1/2						1
10	FERNANDES Wayne	6	X	X	X	I	X	X	2/8	25		2/7	0/1				
11	SHORT Peter	6	X	X	X	I	I	I	1/3	33	1/3						
13	SHORT Robert (C)	6	X	X	X	X	X	X	1/3	33	0/2	1/1					1
16	SANDISON Scott	6	X	X	X	X	I	X									1
17	GRIMES Connor	6	X	X	X	X	X	X	2/5	40	2/5						1
18	WETTLAUFER Paul	6	X	X	X	X	X	X	0/1	0	0/1						
19	PEARSON Mark	6	I	I	I	I	I	I	0/4	0	0/4						
20	DEOL Ranjeev	6	X	X	I	X	X	X	1/3	33	1/3						1
21	KAHLON Ravinder	6	I	I	I	I	I	I	1/4	25	1/4						
23	KULLAR Bindi	6	X	X	X	X	X	X	1/2	50	0/1	1/1					1
24	SINGH Sukhwinder	5	I	I	I	I		I	0/2	0	0/2					1	1
Totals									10/43	23	6/29	4/13	0/1		6	5	
Against									19/95	20	12/67	6/27	1/1		6	4	1

Legend:							
%	Conversion Percentage	(C)	Captain	(GK)	Goalkeeper	FG	Field Goal
G	Green Card	I	Substitute Player	MP	Matches Played	PC	Penalty Corner
PS	Penalty Stroke	R	Red Card	X	Starting Player	Y	Yellow Card



CUMULATIVE STATISTICS

累积技术统计 / STATISTIQUES CUMULÉES

CHN - China After 6 matches

Shirt No.	Name	MP	GER	KOR	ESP	NZL	BEL	RSA	Goals/Shots					Cards					
									Total	%	FG	PC	PS	G	Y	R			
1	SUN Tianjun	6	X	X	X	X	X	X									1		
6	LUO Fangming	6	X	X	X	X	X	X									2		
8	JIANG Xishang	6	X	X	X	X	X	X	0/1	0	0/1								
9	SONG Yi (C)	6	X	X	X	X	X	X	7/19	36	0/4	7/15				3	1		
10	LI Wei	6	X	X	X	X	X	I											
11	LU Fenghui	6	I	I	I	I	I	I	0/2	0	0/2								
12	MENG Xuguang	6	I	I	I	I	I	X											
15	LIU Xiantang	6	I	I	X	I	I	X	0/1	0	0/1						1		
16	MENG Lizhi	6	I	I	I	I	I	I	0/5	0	0/5						1	1	
17	HU Liang	6	X	X	X	X	X	X	0/3	0	0/3						1	1	
18	MENG Jun	6	X	X	X	X	X	X	0/2	0	0/1	0/1					1		
19	YU Yang	5	X	X	I	X	X												1
20	NA Yubo	6	X	X	X	X	X	X	4/8	50	3/7	1/1					1		
25	SU Rifeng (GK)	6	X	X	X	X	X	X											
27	TAO Zhinan (GK)	1						I											
29	AO Changrong	1						I											
32	HU Hui ren	6	X	X	X	X	X	X	0/5	0		0/5					1		
Totals									11/46	23	3/24	8/22				13	3		
Against									19/93	20	9/57	9/35	1/1			7	4		

Legend:	%	Conversion Percentage	(C)	Captain	(GK)	Goalkeeper	FG	Field Goal
G	Green Card	I	Substitute Player	MP	Matches Played	PC	Penalty Corner	
PS	Penalty Stroke	R	Red Card	X	Starting Player	Y	Yellow Card	



OVERALL TEAM STATISTICS As of 23 AUG 2008

运动队技术统计 / STATISTIQUES DE L'ENSEMBLE DES ÉQUIPES

Team	MP		Goals/Shots					Cards		
			Total	%	FG	PC	PS	G	Y	R
AUS - Australia	7	For	32/110	29	26/88	6/22		6		
		Against	12/59	20	6/36	6/23		8	4	
BEL - Belgium	6	For	12/61	19	8/41	4/20		7		
		Against	13/65	20	10/45	3/19	0/1	9	2	
CAN - Canada	6	For	10/43	23	6/29	4/13	0/1	6	5	
		Against	20/97	20	13/69	6/27	1/1	6	4	1
CHN - China	6	For	11/46	23	3/24	8/22		13	3	
		Against	19/93	20	9/57	9/35	1/1	7	4	
ESP - Spain	7	For	12/103	11	7/67	5/36		5	1	
		Against	8/57	14	5/42	3/15		10	2	
GBR - Great Britain	6	For	15/72	20	11/48	3/23	1/1	7	4	
		Against	9/60	15	5/38	4/22		3	4	
GER - Germany	7	For	14/90	15	10/67	4/23		11	4	
		Against	7/52	13	3/31	3/20	1/1	8	3	
KOR - Korea	6	For	15/75	20	6/48	8/26	1/1	8	6	
		Against	16/75	21	10/56	5/18	1/1	10	3	
NED - Netherlands	7	For	19/89	21	6/53	12/35	1/1	10	1	
		Against	13/73	17	9/55	4/18		9	2	
NZL - New Zealand	6	For	14/59	23	8/44	6/15		6	1	
		Against	11/79	13	6/53	5/26		8		
PAK - Pakistan	6	For	13/67	19	9/42	3/24	1/1	6	4	
		Against	17/69	24	8/46	9/23		8	2	
RSA - South Africa	6	For	7/49	14	2/32	4/16	1/1	8	6	1
		Against	29/85	34	18/55	10/29	1/1	7	5	
Tournament Totals			174/864	20	102/583	67/275	5/6	93	35	1

Legend:							
%	Conversion Percentage	FG	Field Goal	G	Green Card	MP	Matches Played
PC	Penalty Corner	PS	Penalty Stroke	R	Red Card	Y	Yellow Card


INDIVIDUAL STATISTICS As of 23 AUG 2008
 个人技术统计 / STATISTIQUES INDIVIDUELLES

SCORERS

Rank	Shirt No.	Name	Team	Matches Played	Goals			Total
					Field Goal	Penalty Corner	Penalty Stroke	
1	10	TAEKEMA Taeke	NED	7		10	1	11
2	9	SONG Yi	CHN	6		7		7
3	32	ABBOTT Des	AUS	7	6			6
3	11	OCKENDEN Eddie	AUS	7	6			6
3	25	JANG Jong Hyun	KOR	6		6		6
3	19	SHAW Hayden	NZL	6		6		6
7	5	DEKEYSER Jerome	BEL	6	4	1		5
7	2	FREIXA Santiago	ESP	7	3	2		5
9	1	DWYER Jamie	AUS	7	3	1		4
9	19	MATHESON Eli	AUS	7	4			4
9	20	NA Yubo	CHN	6	3	1		4
9	6	CHILD Simon	NZL	6	4			4
9	5	SMITH Austin	RSA	6		4		4
14	14	SCHUBERT Grant	AUS	5	3			3
14	10	DALY Matt	GBR	6	2	1		3
14	23	KELLER Florian	GER	7	2	1		3
14	22	WITTHAUS Matthias	GER	7	3			3
14	19	ZELLER Christopher	GER	7	1	2		3
14	9	ABBASI Shakeel	PAK	6	3			3
20	13	DOERNER Luke	AUS	7		2		2
20	12	GUEST David	AUS	7		2		2
20	31	KAVANAGH Fergus	AUS	7	2			2
20	7	DOHMEN John-John	BEL	6	2			2
20	28	TRUYENS Jerome	BEL	6	1	1		2
20	10	FERNANDES Wayne	CAN	6		2		2
20	17	GRIMES Connor	CAN	6	2			2
20	9	AMAT Pol	ESP	7	2			2
20	16	RIBAS Xavier	ESP	7		2		2
20	10	TUBAU Eduard	ESP	7	1	1		2
20	12	CLARKE Jonty	GBR	6	2			2
20	7	JACKSON Ashley	GBR	6		1	1	2
20	18	MIDDLETON Barry	GBR	6	2			2
20	13	MOORE Rob	GBR	6	2			2
20	20	TINDALL James	GBR	6	2			2
20	7	SEO Jong Ho	KOR	6	2			2
20	10	YOU Hyo Sik	KOR	6	2			2
20	19	BROUWER Matthijs	NED	7	2			2
20	20	HERTZBERGER Jeroen	NED	7	2			2
20	24	BROOKS Gareth	NZL	6	2			2
20	25	McALEESE Shea	NZL	6	2			2
20	3	IMRAN Muhammad	PAK	5		2		2
20	7	WAQAS Muhammad	PAK	6	2			2
20	21	TSOLEKILE Lungile	RSA	6	2			2
44	24	BROOKS Travis	AUS	7	1			1
44	15	GEORGE Bevan	AUS	7		1		1
44	6	HAMMOND Rob	AUS	7	1			1
44	10	CHARLIER Cedric	BEL	6	1			1
44	15	GUCASSOFF Gregory	BEL	6		1		1
44	2	RECKINGER Xavier	BEL	6		1		1
44	20	DEOL Ranjeev	CAN	6	1			1
44	21	KAHLON Ravinder	CAN	6	1			1
44	23	KULLAR Bindi	CAN	6		1		1
44	9	PEREIRA Ken	CAN	6	1			1
44	11	SHORT Peter	CAN	6	1			1



INDIVIDUAL STATISTICS As of 23 AUG 2008
 个人技术统计 / STATISTIQUES INDIVIDUELLES

SCORERS

Rank	Shirt No.	Name	Team	Matches Played	Goals			Total
					Field Goal	Penalty Corner	Penalty Stroke	
44	13	SHORT Robert	CAN	6		1		1
44	6	SOJO Victor	ESP	7	1			1
44	4	KIRKHAM Glenn	GBR	6	1			1
44	6	MANTELL Richard	GBR	6		1		1
44	9	FUERSTE Moritz	GER	7	1			1
44	7	NEVADO Carlos	GER	7	1			1
44	17	WESS Timo	GER	7		1		1
44	3	WITTE Philip	GER	7	1			1
44	25	ZELLER Philipp	GER	7	1			1
44	14	HYUN Hye Sung	KOR	1		1		1
44	8	KANG Seong Jung	KOR	6	1			1
44	6	LEE Nam Yong	KOR	6		1		1
44	11	YEO Woon Kon	KOR	6			1	1
44	9	YOON Sung Hoon	KOR	6	1			1
44	11	DOCHERTY Laurence	NED	7	1			1
44	23	HOYNG Timme	NED	7		1		1
44	9	WEUSTHOF Roderick	NED	7		1		1
44	14	de NOOIJER Teun	NED	7	1			1
44	11	BILGRAMI Syed Abbas Haider	PAK	5	1			1
44	10	BUTT Rehan	PAK	6	1			1
44	4	JAVED Muhammad	PAK	6	1			1
44	14	MAQSOOD Adnan	PAK	6		1		1
44	16	RASOOL Shafqat	PAK	6	1			1
44	5	SAQLAIN Muhammad	PAK	6			1	1
44	2	SYMONS Ian	RSA	6			1	1



INDIVIDUAL STATISTICS As of 23 AUG 2008
个人技术统计 / STATISTIQUES INDIVIDUELLES

CARDS ISSUED

Shirt No.	Name	Team	Cards		
			Red	Yellow	Green
11	ABRAHAMS Clyde	RSA	1		1
5	SMITH Austin	RSA		3	
20	TINDALL James	GBR		2	2
14	WEISSENBORN Tibor	GER		2	1
3	WRIGHT Anthony	CAN		2	
25	JANG Jong Hyun	KOR		2	
9	SONG Yi	CHN		1	3
5	BIEDERLACK Sebastian	GER		1	2
7	van der WEIDE Sander	NED		1	2
24	SINGH Sukhwinder	CAN		1	1
17	HU Liang	CHN		1	1
16	MENG Lizhi	CHN		1	1
23	KELLER Florian	GER		1	1
15	CHA Jong Bok	KOR		1	1
3	KIM Chul	KOR		1	1
10	YOU Hyo Sik	KOR		1	1
5	SAQLAIN Muhammad	PAK		1	1
7	WAQAS Muhammad	PAK		1	1
14	ROSE-INNES Eric	RSA		1	1
23	KULLAR Bindi	CAN		1	
4	TUPPER Scott	CAN		1	
20	ENRIQUE Sergi	ESP		1	
10	DALY Matt	GBR		1	
14	HAWES Ben	GBR		1	
5	KIM Yong Bae	KOR		1	
25	McALEESE Shea	NZL		1	
9	ABBASI Shakeel	PAK		1	
8	AKBAR Waqas	PAK		1	
13	BLAKE Paul	RSA		1	
22	HAMMOND Thomas	RSA		1	
6	HAMMOND Rob	AUS			3
17	WILSON Alastair	GBR			3
2	RECKINGER Xavier	BEL			2
6	LUO Fangming	CHN			2
13	HAUKE Tobias	GER			2
15	WESS Benjamin	GER			2
8	KANG Seong Jung	KOR			2
11	YEO Woon Kon	KOR			2
3	DERIKX Geert-Jan	NED			2
10	TAEKEMA Taeke	NED			2
6	JACOBS Bruce	RSA			2
9	KNOWLES Mark	AUS			1
11	OCKENDEN Eddie	AUS			1
23	WELLS Matthew	AUS			1
17	BRIELS Thomas	BEL			1
5	DEKEYSER Jerome	BEL			1
7	DOHMEN John-John	BEL			1
15	GUCASSOFF Gregory	BEL			1
8	VAN DEN BALCK Thomas	BEL			1
20	DEOL Ranjeev	CAN			1
17	GRIMES Connor	CAN			1
9	PEREIRA Ken	CAN			1
16	SANDISON Scott	CAN			1
13	SHORT Robert	CAN			1
32	HU Huiren	CHN			1



INDIVIDUAL STATISTICS As of 23 AUG 2008
 个人技术统计 / STATISTIQUES INDIVIDUELLES

CARDS ISSUED

Shirt No.	Name	Team	Cards		
			Red	Yellow	Green
15	LIU Xiantang	CHN			1
18	MENG Jun	CHN			1
20	NA Yubo	CHN			1
1	SUN Tianjun	CHN			1
13	ALEGRE Ramon	ESP			1
8	FABREGAS Alex	ESP			1
2	FREIXA Santiago	ESP			1
17	SALA Albert	ESP			1
10	TUBAU Eduard	ESP			1
7	JACKSON Ashley	GBR			1
4	KIRKHAM Glenn	GBR			1
4	MUELLER Maximilian	GER			1
7	NEVADO Carlos	GER			1
17	WESS Timo	GER			1
6	LEE Nam Yong	KOR			1
6	BOERMA Thomas	NED			1
19	BROUWER Matthijs	NED			1
23	HOYNG Timme	NED			1
1	VOGELS Guus	NED			1
10	ARCHIBALD Ryan	NZL			1
18	BURROWS Phillip	NZL			1
31	EDWARDS Steven	NZL			1
9	HENWOOD Casey	NZL			1
20	NATION James	NZL			1
19	SHAW Hayden	NZL			1
2	ASHRAF Zeeshan	PAK			1
3	IMRAN Muhammad	PAK			1
4	JAVED Muhammad	PAK			1
14	MAQSOOD Adnan	PAK			1
16	BAM Marvin	RSA			1
1	CRONJE Andrew	RSA			1
18	McDADE Thornton	RSA			1
2	SYMONS Ian	RSA			1


LEADING SCORER STATISTICS As of 23 AUG 2008

最佳射手技术统计 / STATISTIQUES DES MEILLEURS SCORES

LEADING SCORERS

Rank	Shirt No.	Name	Team	Matches Played	Goals			Total
					Field Goal	Penalty Corner	Penalty Stroke	
1	10	TAEKEMA Taeke	NED	7		10	1	11
2	9	SONG Yi	CHN	6		7		7
3	32	ABBOTT Des	AUS	7	6			6
3	11	OCKENDEN Eddie	AUS	7	6			6
3	25	JANG Jong Hyun	KOR	6		6		6
3	19	SHAW Hayden	NZL	6		6		6
7	5	DEKEYSER Jerome	BEL	6	4	1		5
7	2	FREIXA Santiago	ESP	7	3	2		5
9	1	DWYER Jamie	AUS	7	3	1		4
9	19	MATHESON Eli	AUS	7	4			4

Note: More players tied with the same rank than can fit in the list

LEADING FIELD GOAL SCORERS

Rank	Shirt No.	Name	Team	Matches Played	Goals
1	32	ABBOTT Des	AUS	7	6
1	11	OCKENDEN Eddie	AUS	7	6
3	19	MATHESON Eli	AUS	7	4
3	5	DEKEYSER Jerome	BEL	6	4
3	6	CHILD Simon	NZL	6	4
6	1	DWYER Jamie	AUS	7	3
6	14	SCHUBERT Grant	AUS	5	3
6	20	NA Yubo	CHN	6	3
6	2	FREIXA Santiago	ESP	7	3
6	22	WITTHAUS Matthias	GER	7	3

Note: More players tied with the same rank than can fit in the list

LEADING PENALTY CORNER SCORERS

Rank	Shirt No.	Name	Team	Matches Played	Goals
1	10	TAEKEMA Taeke	NED	7	10
2	9	SONG Yi	CHN	6	7
3	25	JANG Jong Hyun	KOR	6	6
3	19	SHAW Hayden	NZL	6	6
5	5	SMITH Austin	RSA	6	4
6	13	DOERNER Luke	AUS	7	2
6	12	GUEST David	AUS	7	2
6	10	FERNANDES Wayne	CAN	6	2
6	2	FREIXA Santiago	ESP	7	2
6	16	RIBAS Xavier	ESP	7	2

Note: More players tied with the same rank than can fit in the list

LEADING PENALTY STROKE SCORERS

Rank	Shirt No.	Name	Team	Matches Played	Goals
1	7	JACKSON Ashley	GBR	6	1
1	11	YEO Woon Kon	KOR	6	1
1	10	TAEKEMA Taeke	NED	7	1
1	5	SAQLAIN Muhammad	PAK	6	1
1	2	SYMONS Ian	RSA	6	1



COMPETITION OFFICIALS As of 9 AUG 2008
 竞赛官员 / OFFICIELS DE LA COMPÉTITION

Tournament Director

READ Ken AUS

Technical Officers

DEVADAS Mathavan SIN
 DOYER Wiert NED
 ISBERG Bjorn SWE

Jury Of Appeal

ALBERS Jan NED
 CARR Dave RSA
 CHILD Graham NZL
 DILLON Annabel(Chairman) SIN
 HIXON Pam USA
 JAMALI Mir Zafarullah Khan PAK
 le CLEF Jean-Claude BEL
 NEILL Sue CAN
 ROMMEL Wolfgang GER
 TYE Pam AUS

Judges

BRACA Guido	ITA	BUDEISKY Alberto	ARG
CORNOFSKY Larry	AUS	HARRIS Willard	TRI
QUAYE KUMAN Nii	GHA	RENAUD Alain	FRA
YOU Suolong	CHN		

Umpires

ADELL Xavier	ESP	BLASCH Christian	GER
CHEN Dekang	CHN	EHLERS Henrik	DEN
GENTLES David	AUS	GRIME Murray	AUS
KIM Hong Lae	KOR	KUMAR Satinder	IND
LEIPER David	GBR	MAIR Andy	GBR
SIMMONDS Gary	RSA	SINGH Amarjit	MAS
TEN CATE Rob	NED	VAN EERT Roel	NED
WRIGHT John	RSA		

Medical Officer

WEFERS BETTINK Peter NED

Umpires' Manager

McMURRAY Clive RSA
 O'CONNOR Ray IRL
 von RETH Peter NED



Beijing 2008



Judo

9-15 August

OFFICIAL RESULTS BOOK





COMPETITION OFFICIALS As of 8 AUG 2008

竞赛官员 / LISTE DES OFFICIELS

Position	Title	Name
IJF President	Mr.	VIZER Marius
IJF V Pdt & AJU President and IOC Member	Mr.	PALENFO Lassana
IJF V Pdt & JUA President	Mr.	AL ANZI Obaid
IJF V Pdt & EJU President	Mr.	SOLOVEYCHIK Serguey
IJF V Pdt & OJU President	Ms.	HARGRAVE Clare
IJF V Pdt & PJU President	Mr.	CASANOVA Jaime
IJF General Secretary	Mr.	DHOUBI Hedi
IJF General Treasurer	Mr.	AL TAMEEMI Naser
IJF Sports Director & TD	Mr.	BESSON Francois
IJF Referee Director & TD	Mr.	BARCOS Juan Carlos
IJF Education & Coaching Director	Mr.	MERIDJA Mohamed
IJF Referee Director and Referee Commissioner EJU	Mr.	SNIJDERS Jan
IJF Sports Director	Mr.	BAGDASAROV Armen
IJF Sports Director	Mr.	BARTA Vladimir
IJF Sport Director and pro tem Sports Commissioner PJU	Mr.	ALOISE Ignacio
IJF Sport Director	Mr.	UEMURA Haruki
IJF Olympic Solidarity Director	Mr.	BLANCO Alessandro
IJF PDM Commission	Mr.	ROUGE Jean Luc
IJF Marketing Director and Competition Manager	Mr.	SONG Zhaonian
IJF Sports Commissioner EJU	Mr.	LASCAU Daniel
IJF Sports Commissioner JUA	Mr.	CHE Kuong Hon
IJF pro tem Sports Commissioner OJU	Mr.	BUCKLEY John
IJF Sports Commissioner AJU	Mr.	EL ARABI El Jamali
IJF Sports Commissioner PJU	Mr.	ALOISE Ignacio
IJF Technology Expert/ORIS	Mr.	BAILO Marc
IJF Referee Commissioner EJU	Mr.	SNIJDERS Jan
IJF Referee Commissioner JUA	Mr.	KAWAGUCHI Takao
IJF Referee Commissioner AJU	Mr.	MELEKA Nagi
IJF Referee Commissioner OJU	Mr.	MONAGHAN Craig
IJF Referee Commissioner PJU	Mr.	CLEMENTE Julio
IJF Technology Referees	Mr.	FISCHER Matthias
IJF Assistant of Referee Commission	Mr.	ROSES Pepe
IJF Medical Director	Dr.	ROUSSEAU Didier
IJF Media Commissioner	Mr.	RENAULT Jean François
IJF President's Assistant	Mr.	MARINESCU Vlad
IJF Photographer	Mr.	ZAHONYI Tamas
IJF Staff, assistant of the IJF GS	Ms.	LARBI Naima
IJF Staff, assistant of the IJF GT	Mr.	VALLIKKAKATH Mustafa
IJF Staff, assistant of the IJF	Mr.	El Abidi Zoubaier

Note: All changes are available in INFO



REFEREES AND JUDGES

裁判员 / ARBITRES ET JUGES

Referees / Judges No	Title Name	NOC	Continental Union
15	Mr. AL-MOAMMER Moammer	KSA - Saudi Arabia	JUA
18	Ms. AMANO Akiko	JPN - Japan	JUA
13	Mr. BROWNE David	NZL - New Zealand	OJU
20	Mr. CHALAS Juan	DOM - Dominican Republic	PJU
1	Mr. CHNIOUER Touhami	MAR - Morocco	AJU
12	Mr. CORTES Josep Manuel	ESP - Spain	EJU
9	Mr. de MOOR Franky	BEL - Belgium	EJU
6	Mr. ESTEVEZ Hector Eduardo	USA - United States of America	PJU
5	Mr. FUJII Shozo	JPN - Japan	JUA
21	Mr. GARNERO Ovidio Juan	ARG - Argentina	PJU
25	Mr. KNOESTER Carlo	AUS - Australia	OJU
19	Mr. MATTAR Emmanoel	BRA - Brazil	PJU
2	Mr. MHIRSI Hedi	TUN - Tunisia	AJU
17	Mr. MINOOKADEH Mohammad Reza	IRI - Islamic Republic of Iran	JUA
16	Mr. MOON Won-Bae	KOR - Korea	JUA
10	Ms. MOUETTE Cathy	FRA - France	EJU
4	Mr. NURTAZIN Mukhsin	KAZ - Kazakhstan	JUA
24	Mr. OCKO Franc	SLO - Slovenia	EJU
23	Mr. PLUGGE Henk	NED - Netherlands	EJU
14	Mr. RASHWAN Mohamed Ali	EGY - Egypt	AJU
7	Mr. ROSQUET William	CUB - Cuba	PJU
8	Mr. SANTIAGO David	MEX - Mexico	PJU
11	Mr. STOICUT Ionel	ROU - Romania	EJU
22	Mr. TETER Oleg	BLR - Belarus	EJU
3	Mr. WANG Guoqiao	CHN - People's Republic of China	JUA
26	Mr. ZHOU Mingui	CHN - People's Republic of China	JUA



NUMBER OF ENTRIES BY NOC As of 15 AUG 2008
NOC报名人数 / NOMBRE D'INSCRITS PAR CNO

Continental Union NOC	Total Entries per Men by Kg								Total Entries per Women by Kg								Total	
	-60	-66	-73	-81	-90	-100	+100	Total	-48	-52	-57	-63	-70	-78	+78	Total		
Africa																		
ALG - Algeria	1	1	1		1	1		5	1	1	1	1	1			5	10	
BUR - Burkina Faso									1							1	1	
CMR - Cameroon						1		1									1	
COD - Democratic Republic of the Congo			1					1									1	
EGY - Egypt		1			1		1	3							1	1	4	
GAB - Gabon									1							1	1	
GEQ - Equatorial Guinea				1				1									1	
LBA - Libya						1		1									1	
MAD - Madagascar	1							1									1	
MAR - Morocco	1	1		1	1			4									4	
MOZ - Mozambique		1						1									1	
NGR - Nigeria														1		1	1	
RSA - South Africa			1	1	1			3									3	
SEN - Senegal							1	1		1		1	1			3	4	
TOG - Togo				1				1									1	
TUN - Tunisia				1			1	2	1		1			1	1	4	6	
Total Africa:	16	3	4	3	5	4	3	3	25	4	2	2	2	2	2	2	16	41
Asia																		
CHN - People's Republic of China	1	1	1	1	1	1	1	7	1	1	1	1	1	1	1	7	14	
IND - India									1					1		2	2	
IRI - Islamic Republic of Iran	1	1	1	1	1		1	6									6	
JPN - Japan	1	1	1	1	1	1	1	7	1	1	1	1	1	1	1	7	14	
KAZ - Kazakhstan	1		1			1	1	4	1	1	1		1	1	1	6	10	
KGZ - Kyrgyzstan							1	1						1		1	2	
KOR - Korea	1	1	1	1	1	1	1	7	1	1	1	1	1	1	1	7	14	
KUW - Kuwait						1		1									1	
LIB - Lebanon							1	1									1	
MGL - Mongolia	1		1	1		1	1	5		1	1	1		1	1	5	10	
NEP - Nepal												1				1	1	
PRK - DPR Korea	1	1	1					3	1	1	1	1				4	7	
TJK - Tajikistan			1	1	1			3									3	
TKM - Turkmenistan		1						1					1			1	2	
TPE - Chinese Taipei										1		1				2	2	
UAE - United Arab Emirates			1					1									1	
UZB - Uzbekistan	1	1	1		1	1	1	6		1					1	2	8	
YEM - Yemen	1							1									1	
Total Asia:	18	9	7	10	6	6	7	9	54	6	8	6	7	5	7	6	45	99



NUMBER OF ENTRIES BY NOC As of 15 AUG 2008
NOC报名人数 / NOMBRE D'INSCRITS PAR CNO

Continental Union NOC	Total Entries per Men by Kg								Total Entries per Women by Kg								Total	
	-60	-66	-73	-81	-90	-100	+100	Total	-48	-52	-57	-63	-70	-78	+78	Total		
Europe																		
ALB - Albania				1				1									1	
AND - Andorra		1						1									1	
ARM - Armenia	1	1						2									2	
AUT - Austria	1							1			1	1				2	3	
AZE - Azerbaijan		1	1	1	1	1		5			1					1	6	
BEL - Belgium			1					1		1			1			2	3	
BIH - Bosnia & Herzegovina						1		1									1	
BLR - Belarus			1	1	1		1	4									4	
CZE - Czech Republic	1		1					2									2	
ESP - Spain		1			1			2		1	1		1	1		4	6	
EST - Estonia							1	1									1	
FIN - Finland											1	1				2	2	
FRA - France	1	1		1	1	1	1	6	1	1	1	1	1	1	1	7	13	
GBR - Great Britain	1			1	1	1		4				1		1	1	3	7	
GEO - Georgia	1	1	1	1	1	1	1	7									7	
GER - Germany				1	1	1	1	4	1	1	1	1	1	1	1	7	11	
GRE - Greece	1	1			1			3									3	
HUN - Hungary		1				1	1	3	1		1		1			3	6	
ISL - Iceland							1	1									1	
ISR - Israel	1					1		2				1				1	3	
ITA - Italy		1		1	1		1	4			1		1	1	1	4	8	
LAT - Latvia			1		1			2									2	
LTU - Lithuania	1							1									1	
LUX - Luxembourg										1						1	1	
MDA - Republic of Moldova			1					1									1	
MLT - Malta												1				1	1	
MNE - Montenegro				1				1									1	
MON - Monaco	1							1									1	
NED - Netherlands	1	1		1	1	1	1	6			1	1	1		1	4	10	
POL - Poland		1	1	1		1	1	5					1		1	2	7	
POR - Portugal		1	1	1				3	1	1						2	5	
ROU - Romania						1		1	1							1	2	
RUS - Russian Federation	1	1	1	1	1	1	1	7	1	1		1	1	1	1	6	13	
SLO - Slovenia	1			1				3				1			1	2	5	
SUI - Switzerland					1			1									1	
SVK - Slovakia						1		1									1	
TUR - Turkey			1					1									1	
UKR - Ukraine	1		1	1	1		1	5	1				1	1	1	4	9	
Total Europe:	38	14	13	12	15	14	13	13	94	7	7	9	10	10	7	9	59	153



NUMBER OF ENTRIES BY NOC As of 15 AUG 2008
NOC报名人数 / NOMBRE D'INSCRITS PAR CNO

Continental Union NOC	Total Entries per Men by Kg								Total Entries per Women by Kg								Total	
	-60	-66	-73	-81	-90	-100	+100	Total	-48	-52	-57	-63	-70	-78	+78	Total		
Oceania																		
ASA - American Samoa												1					1	
AUS - Australia	1	1	1	1	1	1	1	7	1	1	1	1		1	1	6	13	
FIJ - Fiji													1				1	
GUM - Guam							1	1									1	
Total Oceania:	4	1	1	1	1	1	1	2	8	1	1	1	2	1	1	1	8	16
Pan-America																		
ARG - Argentina	1		1	1	1	1	1	6	1			1		1		3	9	
ARU - Aruba				1				1									1	
BRA - Brazil	1	1	1	1	1	1	1	7	1	1	1	1	1	1		6	13	
CAN - Canada	1	1	1			1		4						1		1	5	
CHI - Chile		1						1									1	
COL - Colombia				1				1					1			1	2	
CUB - Cuba	1	1	1	1	1	1	1	7	1	1	1	1	1	1	1	7	14	
DOM - Dominican Republic		1				1		2		1						1	3	
ECU - Ecuador		1						1	1						1	2	3	
ESA - El Salvador				1				1									1	
HAI - Haiti							1	1			1					1	2	
MEX - Mexico						1		1							1	1	2	
PER - Peru							1	1									1	
PUR - Puerto Rico				1	1		1	3									3	
USA - United States of America	1	1	1	1	1	1	1	7	1		1		1			3	10	
VEN - Venezuela	1	1	1		1	1		5		1		1				2	7	
Total Pan-America:	16	6	8	6	8	6	8	7	49	5	4	4	4	4	4	3	28	77
TOTAL ALL UNIONS:	92	33	33	32	35	31	32	34	230	23	22	22	25	22	21	21	156	386



ENTRY LIST BY WEIGHT CATEGORY As of 9 AUG 2008

报名名单-按体重级别 / LISTE DES INSCRITS PAR CATÉGORIE DE POIDS

NOC	Name	Date of Birth	Height m / ft in	Weight Kg / lbs
ALG - Algeria	REBAHI Omar	2 SEP 1978	1.66 / 5'5"	59.9 / 132.1
ARG - Argentina	ALBARRACIN Miguel Angel	8 JUN 1981	1.67 / 5'6"	60.0 / 132.3
ARM - Armenia	DAVTYAN Hovhannes	25 NOV 1983	1.73 / 5'8"	60.0 / 132.3
AUS - Australia	D'AQUINO Matthew	26 JUN 1985	1.65 / 5'5"	59.9 / 132.1
AUT - Austria	PAISCHER Ludwig	28 NOV 1981	1.70 / 5'7"	59.7 / 131.6
BRA - Brazil	LOURENCO Denilson	11 MAY 1977	1.63 / 5'4"	59.9 / 132.1
CAN - Canada	WILL Frazer	10 MAY 1982	1.45 / 4'9"	59.7 / 131.6
CHN - People's Republic of China	LIU Renwang	22 JUL 1986	1.73 / 5'8"	59.8 / 131.8
CUB - Cuba	PIKER Yosmani	26 APR 1987	1.68 / 5'6"	59.7 / 131.6
CZE - Czech Republic	PETRIKOV Pavel	20 JUN 1986	1.68 / 5'6"	59.9 / 132.1
FRA - France	DRAGIN Dimitri	2 DEC 1984	1.65 / 5'5"	59.9 / 132.1
GBR - Great Britain	FALLON Craig	18 DEC 1982	1.67 / 5'6"	59.9 / 132.1
GEO - Georgia	KHERGANI Nestor	20 JUL 1975	1.60 / 5'3"	59.9 / 132.1
GRE - Greece	ALEXANIDIS Lavrentios	11 SEP 1978	1.71 / 5'7"	59.7 / 131.6
IRI - Islamic Republic of Iran	AKHONDZADEH Masoud	29 APR 1978	1.73 / 5'8"	59.9 / 132.1
ISR - Israel	YEKUTIEL Gal	4 NOV 1981	1.63 / 5'4"	59.9 / 132.1
JPN - Japan	HIRAOKA Hiroaki	6 FEB 1985	1.60 / 5'3"	59.8 / 131.8
KAZ - Kazakhstan	UTARBAYEV Salamat	7 NOV 1981	1.68 / 5'6"	60.0 / 132.3
KOR - Korea	CHOI Minho	18 AUG 1980	1.63 / 5'4"	59.9 / 132.1
LTU - Lithuania	TECHOV Albert	28 MAR 1980	1.63 / 5'4"	60.0 / 132.3
MAD - Madagascar	NORBERT Elie	23 JAN 1984	1.62 / 5'4"	59.9 / 132.1
MAR - Morocco	AHAMDI Younes	14 APR 1976	1.67 / 5'6"	59.7 / 131.6
MGL - Mongolia	HASHBAATAR Tsagaanbaatar	19 MAR 1984	1.71 / 5'7"	59.9 / 132.1
MON - Monaco	SICCARDI Yann	3 FEB 1986	1.63 / 5'4"	58.8 / 129.6
NED - Netherlands	HOUKES Ruben	8 JUN 1979	1.76 / 5'9"	59.7 / 131.6
PRK - DPR Korea	KIM Kyong Jin	25 FEB 1986	1.57 / 5'2"	59.9 / 132.1
RUS - Russian Federation	KISHMAKHOV Ruslan	11 SEP 1979	1.60 / 5'3"	59.9 / 132.1
SLO - Slovenia	DRAKSIC Rok	2 JAN 1987	1.66 / 5'5"	59.9 / 132.1
UKR - Ukraine	KOROTUN Maksym	1 MAR 1985	1.69 / 5'7"	60.0 / 132.3
USA - United States of America	WILLIAMS-MURRAY Taraje	9 NOV 1984	1.70 / 5'7"	59.8 / 131.8
UZB - Uzbekistan	SOBIROV Rishod	11 SEP 1986	1.64 / 5'5"	59.9 / 132.1
VEN - Venezuela	GUEDEZ SANCHEZ Javier Antonio	15 OCT 1982	1.60 / 5'3"	59.3 / 130.7
YEM - Yemen	KHOUSROF Ali	5 MAR 1992	1.65 / 5'5"	59.9 / 132.1

Total Number of Judokas: 33

Note: All changes are available in INFO



ENTRY LIST BY WEIGHT CATEGORY As of 10 AUG 2008

报名名单-按体重级别 / LISTE DES INSCRITS PAR CATÉGORIE DE POIDS

NOC	Name	Date of Birth	Height m / ft in	Weight Kg / lbs
ALG - Algeria	BENAMADI Mounir	5 APR 1982	1.68 / 5'6"	65.9 / 145.3
AND - Andorra	GARCIA GONZALEZ Daniel	9 OCT 1984	1.74 / 5'9"	65.9 / 145.3
ARM - Armenia	NAZARYAN Armen	20 JUN 1982	1.72 / 5'8"	65.8 / 145.1
AUS - Australia	BROWN Steven	4 APR 1986	1.69 / 5'7"	65.8 / 145.1
AZE - Azerbaijan	GASIMOV Ramil	13 AUG 1981	1.69 / 5'7"	65.9 / 145.3
BRA - Brazil	DERLY Joao	2 JUN 1981	1.63 / 5'4"	65.7 / 144.8
CAN - Canada	MEHMEDOVIĆ Sasha	18 MAR 1985	1.73 / 5'8"	65.9 / 145.3
CHI - Chile	NOVOA Felipe	28 APR 1984	1.73 / 5'8"	65.7 / 144.8
CHN - People's Republic of China	WU Ritubilige	5 OCT 1987	1.64 / 5'5"	65.4 / 144.2
CUB - Cuba	ARENCIBIA Yordanis	24 JAN 1980	1.67 / 5'6"	65.9 / 145.3
DOM - Dominican Republic	JACINTO JIMENEZ Juan	2 JUN 1978	1.55 / 5'1"	65.7 / 144.8
ECU - Ecuador	IBANEZ Roberto	20 JAN 1985	1.65 / 5'5"	65.7 / 144.8
EGY - Egypt	EL HADY Aheen	13 APR 1983	1.60 / 5'3"	66.0 / 145.5
ESP - Spain	PENAS Oscar	17 NOV 1974	1.56 / 5'1"	65.8 / 145.1
FRA - France	DARBELET Benjamin	13 NOV 1980	1.70 / 5'7"	65.6 / 144.6
GEO - Georgia	KEDELASHVILI Zaza	12 NOV 1985	1.65 / 5'5"	65.9 / 145.3
GRE - Greece	ZINTIRIDIS Tariel	20 DEC 1987	1.66 / 5'5"	65.8 / 145.1
HUN - Hungary	UNGVARI Miklos	15 OCT 1980	1.76 / 5'9"	65.8 / 145.1
IRI - Islamic Republic of Iran	MIRE SMAEILI Arash	3 MAR 1981	1.76 / 5'9"	66.0 / 145.5
ITA - Italy	CASALE Giovanni Nicola	20 JAN 1980	1.71 / 5'7"	65.6 / 144.6
JPN - Japan	UCHISHIBA Masato	17 JUN 1978	1.60 / 5'3"	65.9 / 145.3
KOR - Korea	KIM Joojin	21 JUN 1986	1.76 / 5'9"	65.9 / 145.3
MAR - Morocco	RGUIG Rachid	1 SEP 1980	1.77 / 5'9"	65.9 / 145.3
MOZ - Mozambique	MADEIRA Edson	18 MAY 1985	1.78 / 5'10"	65.9 / 145.3
NED - Netherlands	ELMONT Dex	10 JAN 1984	1.74 / 5'9"	65.9 / 145.3
POL - Poland	ADAMIEC Tomasz	13 APR 1982	1.71 / 5'7"	65.7 / 144.8
POR - Portugal	DIAS Pedro	7 MAY 1982	1.64 / 5'5"	65.9 / 145.3
PRK - DPR Korea	PAK Chol Min	21 SEP 1982	1.69 / 5'7"	66.0 / 145.5
RUS - Russian Federation	GADANOV Alim	20 OCT 1983	1.65 / 5'5"	66.0 / 145.5
TKM - Turkmenistan	NURMUHAMMEDOV Guvanch	17 NOV 1976	1.65 / 5'5"	65.9 / 145.3
USA - United States of America	TAKATA Taylor	6 APR 1982	1.65 / 5'5"	65.7 / 144.8
UZB - Uzbekistan	SHARIPOV Mirali	30 OCT 1987	1.72 / 5'8"	65.8 / 145.1
VEN - Venezuela	ORTIZ FLORES Ludwing Manuel	23 FEB 1976	1.70 / 5'7"	65.4 / 144.2

Total Number of Judokas: 33

Note: All changes are available in INFO



ENTRY LIST BY WEIGHT CATEGORY As of 11 AUG 2008

报名名单-按体重级别 / LISTE DES INSCRITS PAR CATÉGORIE DE POIDS

NOC	Name	Date of Birth	Height m / ft in	Weight Kg / lbs
ALG - Algeria	MERIDJA Amar	17 MAR 1976	1.75 / 5'9"	72.8 / 160.5
ARG - Argentina	BERTOLOTTI Mariano Daniel	27 SEP 1982	1.76 / 5'9"	72.7 / 160.3
AUS - Australia	IVERSON Dennis	17 JAN 1981	1.77 / 5'10"	72.7 / 160.3
AZE - Azerbaijan	MAMMADLI Elnur	29 JUN 1988	1.75 / 5'9"	72.9 / 160.7
BEL - Belgium	van TICHELT Dirk	10 JUN 1984	1.73 / 5'8"	72.8 / 160.5
BLR - Belarus	SEMENOV Konstantin	22 OCT 1978	1.80 / 5'11"	73.0 / 160.9
BRA - Brazil	GUILHEIRO Leandro	7 AUG 1983	1.76 / 5'9"	72.6 / 160.1
CAN - Canada	TRITTON Nicholas	20 JUL 1984	1.70 / 5'7"	72.8 / 160.5
CHN - People's Republic of China	Si Rijigawa	8 OCT 1986	1.80 / 5'11"	72.8 / 160.5
COD - Democratic Republic of the Congo	KIBANZA Eric	4 APR 1980	1.73 / 5'8"	72.2 / 159.2
CUB - Cuba	GIRONES Ronald	10 MAY 1983	1.65 / 5'5"	72.6 / 160.1
CZE - Czech Republic	JEZEK Jaromir	13 NOV 1986	1.78 / 5'10"	73.0 / 160.9
GEO - Georgia	KEVKHISHVILI David	5 JAN 1983	1.70 / 5'7"	73.0 / 160.9
IRI - Islamic Republic of Iran	MALOMAT Ali	22 NOV 1981	1.73 / 5'8"	72.8 / 160.5
JPN - Japan	KANAMARU Yusuke	14 SEP 1979	1.70 / 5'7"	73.0 / 160.9
KAZ - Kazakhstan	IBRAGIMOV Rinat	7 MAY 1986	1.81 / 5'11"	72.6 / 160.1
KOR - Korea	WANG Kichun	13 SEP 1988	1.71 / 5'7"	73.0 / 160.9
LAT - Latvia	ZELONIJS Vsevolods	24 FEB 1973	1.72 / 5'8"	72.8 / 160.5
MDA - Republic of Moldova	TOMA Sergiu	29 JAN 1987	1.79 / 5'10"	72.9 / 160.7
MGL - Mongolia	GANTUMUR Dashdavaa	8 JAN 1981	1.69 / 5'7"	73.0 / 160.9
POL - Poland	WILKOMIRSKI Krzysztof	18 SEP 1980	1.72 / 5'8"	72.9 / 160.7
POR - Portugal	PINA Joao	31 JUL 1981	1.70 / 5'7"	72.4 / 159.6
PRK - DPR Korea	KIM Chol Su	12 SEP 1982	1.73 / 5'8"	72.9 / 160.7
RSA - South Africa	AUGUST Marlon	9 JUL 1982	1.75 / 5'9"	72.9 / 160.7
RUS - Russian Federation	MEZHIDOV Salamu	10 FEB 1981	1.70 / 5'7"	72.8 / 160.5
TJK - Tajikistan	BOQIEV Rasul	29 SEP 1982	1.75 / 5'9"	72.9 / 160.7
TUR - Turkey	HUYSUZ Sezer	20 DEC 1977	1.75 / 5'9"	72.9 / 160.7
UAE - United Arab Emirates	AL QUBAISI Saeed Rashed	2 DEC 1989	1.76 / 5'9"	72.6 / 160.1
UKR - Ukraine	BILODID Gennadii	22 JUL 1977	1.71 / 5'7"	72.9 / 160.7
USA - United States of America	RESER Ryan	16 APR 1980	1.78 / 5'10"	72.8 / 160.5
UZB - Uzbekistan	MUMINOV Shokir	17 FEB 1983	1.80 / 5'11"	72.8 / 160.5
VEN - Venezuela	LEON VIZCAYA Richard	7 JAN 1976	1.80 / 5'11"	72.8 / 160.5

Total Number of Judokas: 32

Note: All changes are available in INFO



ENTRY LIST BY WEIGHT CATEGORY As of 12 AUG 2008

报名名单-按体重级别 / LISTE DES INSCRITS PAR CATÉGORIE DE POIDS

NOC	Name	Date of Birth	Height m / ft in	Weight Kg / lbs
ALB - Albania	TOPALLI Edmond	22 JAN 1980	1.75 / 5'9"	79.7 / 175.7
ARG - Argentina	LUCENTI Emmanuel	23 NOV 1984	1.73 / 5'8"	80.5 / 177.5
ARU - Aruba	VIS Fiderd	29 MAR 1981	1.82 / 6'0"	80.2 / 176.8
AUS - Australia	ANTHONY Mark	13 OCT 1989	1.87 / 6'2"	80.6 / 177.7
AZE - Azerbaijan	AZIZOV Mehman	1 JAN 1976	1.82 / 6'0"	81.0 / 178.6
BLR - Belarus	SHUNDIKOV Sergei	10 JUL 1981	1.80 / 5'11"	80.9 / 178.4
BRA - Brazil	CAMILO Tiago	24 MAY 1982	1.80 / 5'11"	80.7 / 177.9
CHN - People's Republic of China	GUO Lei	26 APR 1982	1.75 / 5'9"	80.8 / 178.1
COL - Colombia	VALLES Mario	3 FEB 1977	1.80 / 5'11"	79.1 / 174.4
CUB - Cuba	CARDENAS Oscar	11 AUG 1982	1.80 / 5'11"	80.6 / 177.7
ESA - El Salvador	CISNEROS Franklin	21 DEC 1983	1.70 / 5'7"	80.8 / 178.1
FRA - France	RODRIGUEZ Anthony	4 NOV 1979	1.80 / 5'11"	80.9 / 178.4
GBR - Great Britain	BURTON Euan	31 MAR 1979	1.82 / 6'0"	80.8 / 178.1
GEO - Georgia	GAVASHELISHVILI Saba	15 DEC 1987	1.75 / 5'9"	81.0 / 178.6
GEQ - Equatorial Guinea	MBA NCHAMA Jose	17 OCT 1965		78.8 / 173.7
GER - Germany	BISCHOF Ole	27 AUG 1979	1.80 / 5'11"	80.8 / 178.1
IRI - Islamic Republic of Iran	MALEK MOHAMMADI Hamed	10 APR 1983	1.77 / 5'10"	80.8 / 178.1
ITA - Italy	MADDALONI Giuseppe	10 JUL 1976	1.72 / 5'8"	80.7 / 177.9
JPN - Japan	ONO Takashi	25 JUN 1980	1.81 / 5'11"	80.9 / 178.4
KOR - Korea	KIM Jaebum	25 JAN 1985	1.78 / 5'10"	80.9 / 178.4
MAR - Morocco	ATTAF Safouane	9 MAR 1984	1.77 / 5'10"	80.9 / 178.4
MGL - Mongolia	DAMDINSUREN Nyamkhuu	25 NOV 1979	1.78 / 5'10"	80.9 / 178.4
MNE - Montenegro	MRVALJEVIC Srdjan	16 MAY 1984	1.86 / 6'1"	81.0 / 178.6
NED - Netherlands	ELMONT Guillaume	10 AUG 1981	1.74 / 5'9"	80.6 / 177.7
POL - Poland	KRAWCZYK Robert	26 MAR 1978	1.81 / 5'11"	80.6 / 177.7
POR - Portugal	NETO Joao	28 DEC 1981	1.75 / 5'9"	80.7 / 177.9
PUR - Puerto Rico	BRENES Abderraman	22 OCT 1978	1.80 / 5'11"	80.9 / 178.4
RSA - South Africa	JAGO Matthew	12 JAN 1987	1.73 / 5'8"	81.0 / 178.6
RUS - Russian Federation	BASHKAEV Alibek	16 NOV 1989	1.80 / 5'11"	80.7 / 177.9
SLO - Slovenia	SEDEJ Aljaz	30 MAY 1988	1.77 / 5'10"	80.8 / 178.1
TJK - Tajikistan	BOZOROV Sherali	23 OCT 1981	1.80 / 5'11"	80.9 / 178.4
TOG - Togo	DENANYOH Kouami Sacha	29 SEP 1979	1.76 / 5'9"	80.5 / 177.5
TUN - Tunisia	BADRA Youssef	5 JUL 1984	1.85 / 6'1"	81.0 / 178.6
UKR - Ukraine	GONTIUK Roman	2 FEB 1984	1.78 / 5'10"	80.9 / 178.4
USA - United States of America	STEVENS Travis	28 FEB 1986	1.80 / 5'11"	80.8 / 178.1

Total Number of Judokas: 35

Note: All changes are available in INFO



ENTRY LIST BY WEIGHT CATEGORY As of 13 AUG 2008

报名名单-按体重级别 / LISTE DES INSCRITS PAR CATÉGORIE DE POIDS

NOC	Name	Date of Birth	Height m / ft in	Weight Kg / lbs
ALG - Algeria	BENIKHLEF Amar	11 JAN 1982	1.86 / 6'1"	89.4 / 197.1
ARG - Argentina	ROSATI Diego	22 NOV 1978	1.76 / 5'9"	89.9 / 198.2
AUS - Australia	KELLY Daniel	31 OCT 1977	1.83 / 6'0"	89.9 / 198.2
AZE - Azerbaijan	MAMMADOV Elkhan	26 FEB 1982	1.82 / 6'0"	89.3 / 196.9
BLR - Belarus	KAZUSENOK Andrei	15 JAN 1984	1.85 / 6'1"	89.8 / 198.0
BRA - Brazil	SANTOS Eduardo	22 APR 1983	1.82 / 6'0"	89.1 / 196.4
CHN - People's Republic of China	HE Yanzhu	5 JAN 1982	1.82 / 6'0"	89.8 / 198.0
CUB - Cuba	GONZALEZ Asley	5 SEP 1989	1.79 / 5'10"	89.1 / 196.4
EGY - Egypt	MESBAH Hesham	17 MAR 1982	1.83 / 6'0"	90.0 / 198.4
ESP - Spain	ALARZA David	7 JAN 1977	1.85 / 6'1"	89.8 / 198.0
FRA - France	DAFREVILLE Yves-Matthieu	17 MAR 1982	1.86 / 6'1"	89.4 / 197.1
GBR - Great Britain	GORDON Winston	9 NOV 1976	1.89 / 6'2"	89.9 / 198.2
GEO - Georgia	TSIREKIDZE Irakli	3 MAY 1982	1.84 / 6'0"	89.7 / 197.8
GER - Germany	PINSKE Michael	22 AUG 1985	1.87 / 6'2"	89.7 / 197.8
GRE - Greece	ILIADIS Ilias	10 NOV 1986	1.80 / 5'11"	89.7 / 197.8
IRI - Islamic Republic of Iran	GHOMI Hossein	28 OCT 1982	1.80 / 5'11"	89.8 / 198.0
ITA - Italy	MELONI Roberto	20 FEB 1981	1.77 / 5'10"	89.7 / 197.8
JPN - Japan	IZUMI Hiroshi	22 JUN 1982	1.73 / 5'8"	90.0 / 198.4
KOR - Korea	CHOI Sunho	24 JUN 1977	1.78 / 5'10"	89.7 / 197.8
LAT - Latvia	BORODAVKO Jevgenijs	4 NOV 1986	1.89 / 6'2"	89.9 / 198.2
MAR - Morocco	EL ASSRI Mohamed	28 AUG 1975	1.83 / 6'0"	89.9 / 198.2
NED - Netherlands	HUIZINGA Mark	10 SEP 1973	1.84 / 6'0"	89.2 / 196.7
PUR - Puerto Rico	CHICLANA Alexis	2 FEB 1987	1.80 / 5'11"	89.2 / 196.7
RSA - South Africa	TREZISE Patrick	25 MAR 1982	1.82 / 6'0"	89.5 / 197.3
RUS - Russian Federation	PERSHIN Ivan	25 JAN 1980	1.82 / 6'0"	89.8 / 198.0
SUI - Switzerland	ASCHWANDEN Sergei	22 DEC 1975	1.81 / 5'11"	89.2 / 196.7
TJK - Tajikistan	ASRANQULOV Nematullo	1 APR 1982	1.88 / 6'2"	89.7 / 197.8
UKR - Ukraine	GREKOV Valentyn	18 APR 1976	1.83 / 6'0"	89.3 / 196.9
USA - United States of America	OLSON Brian	6 MAR 1973	1.91 / 6'3"	89.4 / 197.1
UZB - Uzbekistan	NABIEV Khurshid	11 AUG 1985	1.80 / 5'11"	89.0 / 196.2
VEN - Venezuela	CAMACHO Jose Gregorio	26 APR 1983	1.72 / 5'8"	89.4 / 197.1

Total Number of Judokas: 31

Note: All changes are available in INFO



ENTRY LIST BY WEIGHT CATEGORY As of 14 AUG 2008

报名名单-按体重级别 / LISTE DES INSCRITS PAR CATÉGORIE DE POIDS

NOC	Name	Date of Birth	Height m / ft in	Weight Kg / lbs
ALG - Algeria	AZZOUN Hassane	28 SEP 1979	1.88 / 6'2"	99.4 / 219.1
ARG - Argentina	COSTA Eduardo	25 JAN 1979	1.76 / 5'9"	99.1 / 218.5
AUS - Australia	CELOTTI Matt	9 JUL 1979	1.85 / 6'1"	99.4 / 219.1
AZE - Azerbaijan	MIRALIYEV Movlud	27 FEB 1974	1.83 / 6'0"	99.2 / 218.7
BIH - Bosnia & Herzegovina	MEKIC Amel	21 SEP 1981	1.88 / 6'2"	99.7 / 219.8
BRA - Brazil	CORREA Luciano	25 NOV 1982	1.88 / 6'2"	98.7 / 217.6
CAN - Canada	MORGAN Keith Laurence	12 NOV 1973	1.78 / 5'10"	99.4 / 219.1
CHN - People's Republic of China	SHAO Ning	17 FEB 1982	1.84 / 6'0"	98.5 / 217.2
CMR - Cameroon	MOUSSIMA Franck Martial	23 FEB 1984	1.75 / 5'9"	99.5 / 219.4
CUB - Cuba	DESPAIGNE Oreydis	20 SEP 1981	1.86 / 6'1"	99.9 / 220.2
DOM - Dominican Republic	DIEK Teofilo	13 DEC 1987	1.52 / 5'0"	99.7 / 219.8
FRA - France	DEMONTFAUCON Frederic	24 DEC 1973	1.82 / 6'0"	98.0 / 216.1
GBR - Great Britain	COUSINS Peter	3 MAR 1981	1.77 / 5'10"	97.1 / 214.1
GEO - Georgia	ZHORZHOLIANI Levan	20 JAN 1988	1.92 / 6'4"	99.2 / 218.7
GER - Germany	BEHRLA Benjamin	31 AUG 1985	1.92 / 6'4"	99.8 / 220.0
HUN - Hungary	HADFI Daniel	13 MAY 1982	1.89 / 6'2"	99.6 / 219.6
ISR - Israel	ZEEVI Arik	16 JAN 1977	1.86 / 6'1"	99.8 / 220.0
JPN - Japan	SUZUKI Keiji	3 JUN 1980	1.85 / 6'1"	99.3 / 218.9
KAZ - Kazakhstan	ZHITKEYEV Askhat	13 APR 1981	1.87 / 6'2"	99.7 / 219.8
KOR - Korea	JANG Sungho	12 JAN 1978	1.90 / 6'3"	99.8 / 220.0
KUW - Kuwait	ALENEZI Talal	28 DEC 1985	1.80 / 5'11"	94.7 / 208.8
LBA - Libya	BEN SALEH Mohamed	1 FEB 1981	1.69 / 5'7"	99.9 / 220.2
MEX - Mexico	MARTINEZ Arturo	11 OCT 1982	1.75 / 5'9"	99.1 / 218.5
MGL - Mongolia	NAIDAN Tuvshinbayar	1 JUN 1984	1.76 / 5'9"	99.8 / 220.0
NED - Netherlands	GROL Henk	14 APR 1985	1.90 / 6'3"	97.8 / 215.6
POL - Poland	MATYJASZEK Przemyslaw	24 APR 1978	1.86 / 6'1"	98.7 / 217.6
ROU - Romania	BRATA Daniel	29 DEC 1984	1.85 / 6'1"	99.0 / 218.3
RUS - Russian Federation	GASYMOV Ruslan	8 NOV 1979	1.90 / 6'3"	99.2 / 218.7
SVK - Slovakia	PALKOVACS Zoltan	6 AUG 1981	1.93 / 6'4"	99.8 / 220.0
USA - United States of America	VOLMAR Adler	5 MAR 1977	1.83 / 6'0"	99.5 / 219.4
UZB - Uzbekistan	KURBANOV Utkir	3 FEB 1983	1.82 / 6'0"	99.9 / 220.2
VEN - Venezuela	ROSALES Albenis Antonio	18 MAR 1983	1.70 / 5'7"	99.5 / 219.4

Total Number of Judokas: 32

Note: All changes are available in INFO



ENTRY LIST BY WEIGHT CATEGORY As of 15 AUG 2008

报名名单-按体重级别 / LISTE DES INSCRITS PAR CATÉGORIE DE POIDS

NOC	Name	Date of Birth	Height m / ft in	Weight kg / lbs
ARG - Argentina	LOPEZ Sandro	26 OCT 1967	1.90 / 6'3"	120.1 / 265
AUS - Australia	PEPIC Semir	25 SEP 1972	1.85 / 6'1"	126.8 / 280
BLR - Belarus	RYBAK Yury	6 MAR 1979	1.90 / 6'3"	113.7 / 251
BRA - Brazil	SCHLITTLER Joao	10 FEB 1985	1.97 / 6'6"	110.2 / 243
CHN - People's Republic of China	PAN Song	3 NOV 1975	2.02 / 6'8"	142.9 / 315
CUB - Cuba	BRAYSON Oscar	10 FEB 1985	1.88 / 6'2"	131.5 / 290
EGY - Egypt	EL SHEHABY Islam	1 AUG 1982	1.95 / 6'5"	124.7 / 275
EST - Estonia	PADAR Martin	11 APR 1979	1.94 / 6'4"	136.6 / 301
FRA - France	RINER Teddy	7 APR 1989	2.04 / 6'8"	126.8 / 280
GEO - Georgia	GUJEJANI Lasha	12 AUG 1985	1.84 / 6'0"	135.9 / 300
GER - Germany	TOLZER Andreas	27 JAN 1980	1.92 / 6'4"	131.3 / 289
GUM - Guam	BLAS JR Ricardo	19 OCT 1986	1.83 / 6'0"	210.6 / 464
HAI - Haiti	BRUTUS Joel	12 AUG 1974	1.83 / 6'0"	135.1 / 298
HUN - Hungary	BOR Barna	12 DEC 1986	1.91 / 6'3"	115.3 / 254
IRI - Islamic Republic of Iran	RODAKI Mohammad Reza	22 FEB 1984	2.02 / 6'8"	150.6 / 332
ISL - Iceland	JONSSON Thormodur Arni	2 MAR 1983	1.97 / 6'6"	121.2 / 267
ITA - Italy	BIANCHESSI Paolo	17 JAN 1981	1.90 / 6'3"	144.1 / 318
JPN - Japan	ISHII Satoshi	19 DEC 1986	1.80 / 5'11"	110.9 / 244
KAZ - Kazakhstan	IKHSANGALIYEV Yeldos	8 JUL 1978	1.80 / 5'11"	138.3 / 305
KGZ - Kyrgyzstan	DZHANAGULOV Talant	17 OCT 1989	1.75 / 5'9"	129.0 / 284
KOR - Korea	KIM Sungbum	30 MAY 1979	1.92 / 6'4"	118.0 / 260
LIB - Lebanon	HACHACHE Rudy	27 SEP 1979	1.86 / 6'1"	118.0 / 260
MGL - Mongolia	MAKHGAL Bayarjavkhlan	18 JUN 1978	1.95 / 6'5"	130.9 / 289
NED - Netherlands	van der GEEST Dennis	27 JUN 1975	1.96 / 6'5"	128.6 / 284
PER - Peru	ZEGARRA Carlos	1 SEP 1984	2.02 / 6'8"	165.0 / 364
POL - Poland	WOJNAROWICZ Janusz	14 APR 1980	1.99 / 6'6"	170.2 / 375
PUR - Puerto Rico	FIGUEROA Pablo	27 OCT 1981	1.86 / 6'1"	128.1 / 282
RUS - Russian Federation	TMENOV Tamerlan	27 JUL 1977	1.85 / 6'1"	129.1 / 285
SEN - Senegal	BATHILY Djegui	25 FEB 1977	1.95 / 6'5"	141.3 / 312
SLO - Slovenia	CERAJ Matjaz	14 SEP 1983	1.98 / 6'6"	115.3 / 254
TUN - Tunisia	CHEDLI Anis	19 FEB 1981	1.93 / 6'4"	137.6 / 303
UKR - Ukraine	SOTNIKOV Yevgen	20 NOV 1980	1.95 / 6'5"	138.7 / 306
USA - United States of America	McCORMICK Daniel	30 MAY 1986	1.96 / 6'5"	139.2 / 307
UZB - Uzbekistan	TANGRIEV Abdullo	28 MAR 1981	1.88 / 6'2"	122.3 / 270

Total Number of Judokas: 34

Note:
All changes are available in INFO



ENTRY LIST BY WEIGHT CATEGORY As of 9 AUG 2008

报名名单-按体重级别 / LISTE DES INSCRITS PAR CATÉGORIE DE POIDS

NOC	Name	Date of Birth	Height m / ft in	Weight Kg / lbs
ALG - Algeria	MOUSSA Meriem	11 MAY 1988	1.50 / 4'11"	47.9 / 105.6
ARG - Argentina	PARETO Paula Belen	16 JAN 1986	1.50 / 4'11"	47.6 / 104.9
AUS - Australia	DAY Tiffany	1 FEB 1990	1.54 / 5'1"	48.0 / 105.8
BRA - Brazil	MENEZES Sarah	26 MAR 1990	1.54 / 5'1"	47.8 / 105.4
BUR - Burkina Faso	OUELOGO K Hanatou	5 AUG 1978	1.52 / 5'0"	47.8 / 105.4
CHN - People's Republic of China	WU Shugen	26 AUG 1987	1.54 / 5'1"	47.5 / 104.7
CUB - Cuba	BERMOY Yanet	29 MAY 1987	1.54 / 5'1"	47.9 / 105.6
ECU - Ecuador	MIRANDA Glenda	6 DEC 1985	1.53 / 5'0"	47.4 / 104.5
FRA - France	JOSSINET Frederique	16 DEC 1975	1.60 / 5'3"	47.7 / 105.2
GAB - Gabon	ILENDU Sandrine	19 NOV 1983	1.60 / 5'3"	47.9 / 105.6
GER - Germany	BASCHIN Michaela	2 JUN 1984	1.63 / 5'4"	47.7 / 105.2
HUN - Hungary	CSERNOVICZKI Eva	16 OCT 1986	1.60 / 5'3"	47.9 / 105.6
IND - India	DEVI Khumujam Tombi	1 JAN 1982	1.54 / 5'1"	47.4 / 104.5
JPN - Japan	TANI Ryoko	6 SEP 1975	1.46 / 4'9"	47.9 / 105.6
KAZ - Kazakhstan	NURGAZINA Kelbet	8 JUL 1986	1.60 / 5'3"	48.0 / 105.8
KOR - Korea	KIM Youngran	5 MAR 1981	1.54 / 5'1"	47.7 / 105.2
POR - Portugal	HORMIGO Ana	13 APR 1981	1.55 / 5'1"	47.8 / 105.4
PRK - DPR Korea	PAK Ok Song	16 OCT 1984	1.55 / 5'1"	47.9 / 105.6
ROU - Romania	DUMITRU Alina Alexandra	30 AUG 1982	1.58 / 5'2"	47.6 / 104.9
RUS - Russian Federation	BOGDANOVA Lyudmila	12 AUG 1983	1.60 / 5'3"	47.6 / 104.9
TUN - Tunisia	M'BARKI Chahnez	12 JUN 1981	1.62 / 5'4"	47.7 / 105.2
UKR - Ukraine	LUSNIKOVA Lyudmyla	7 JAN 1982	1.58 / 5'2"	47.9 / 105.6
USA - United States of America	MATSUMOTO Sayaka	5 DEC 1982	1.57 / 5'2"	47.8 / 105.4

Total Number of Judokas: 23

Note: All changes are available in INFO



ENTRY LIST BY WEIGHT CATEGORY As of 10 AUG 2008

报名名单-按体重级别 / LISTE DES INSCRITS PAR CATÉGORIE DE POIDS

NOC	Name	Date of Birth	Height m / ft in	Weight Kg / lbs
ALG - Algeria	HADDAD Soraya	30 SEP 1984	1.55 / 5'1"	51.8 / 114.2
AUS - Australia	RYDER Kristie-Anne	9 MAR 1990	1.62 / 5'4"	51.7 / 114.0
BEL - Belgium	HEYLEN Ilse	31 MAR 1977	1.61 / 5'3"	51.5 / 113.5
BRA - Brazil	FERNANDES Addressa	27 OCT 1986	1.57 / 5'2"	49.6 / 109.3
CHN - People's Republic of China	XIAN Dongmei	15 SEP 1975	1.58 / 5'2"	51.9 / 114.4
CUB - Cuba	MESTRE Yagnelys	24 OCT 1983	1.60 / 5'3"	51.8 / 114.2
DOM - Dominican Republic	GARCIA Maria	10 AUG 1987	1.52 / 5'0"	51.9 / 114.4
ESP - Spain	CARRASCOSA Ana	6 MAY 1980	1.58 / 5'2"	52.0 / 114.6
FRA - France	la RIZZA Audrey	21 APR 1981	1.60 / 5'3"	52.0 / 114.6
GER - Germany	TARANGUL Romy	19 OCT 1967	1.60 / 5'3"	51.8 / 114.2
JPN - Japan	NAKAMURA Misato	28 APR 1989	1.57 / 5'2"	51.2 / 112.9
KAZ - Kazakhstan	KALIYEVA Sholpan	5 JUL 1980	1.57 / 5'2"	51.8 / 114.2
KOR - Korea	KIM Kyungok	25 MAR 1983	1.62 / 5'4"	51.9 / 114.4
LUX - Luxembourg	MULLER Marie	29 JUL 1985	1.63 / 5'4"	51.7 / 114.0
MGL - Mongolia	MUNKHBAATAR Bundmaa	4 SEP 1985	1.59 / 5'3"	51.9 / 114.4
POR - Portugal	MONTEIRO Telma	27 DEC 1985	1.63 / 5'4"	51.8 / 114.2
PRK - DPR Korea	AN Kum Ae	3 JUN 1980	1.60 / 5'3"	51.8 / 114.2
RUS - Russian Federation	KHARITONOVA Anna	12 MAR 1985	1.56 / 5'1"	51.1 / 112.7
SEN - Senegal	DIEDHIOU Hortance	19 AUG 1983	1.65 / 5'5"	51.6 / 113.8
TPE - Chinese Taipei	SHIH Pei-Chun	23 FEB 1980		51.8 / 114.2
UZB - Uzbekistan	DJURAEVA Zinura	26 SEP 1985	1.58 / 5'2"	51.4 / 113.3
VEN - Venezuela	VELASQUEZ ARTAHONA Flor Angela	2 MAY 1984	1.61 / 5'3"	51.6 / 113.8

Total Number of Judokas: 22

Note: All changes are available in INFO



ENTRY LIST BY WEIGHT CATEGORY As of 11 AUG 2008

报名名单-按体重级别 / LISTE DES INSCRITS PAR CATÉGORIE DE POIDS

NOC	Name	Date of Birth	Height m / ft in	Weight Kg / lbs
ALG - Algeria	LATROUS Lila	15 JUL 1979	1.55 / 5'1"	56.9 / 125.4
AUS - Australia	PEKLI Maria	12 JUN 1972	1.58 / 5'2"	56.9 / 125.4
AUT - Austria	FILZMOSER Sabrina	12 JUN 1980	1.73 / 5'8"	56.8 / 125.2
AZE - Azerbaijan	GASIMOVA Kifayat	1 FEB 1983	1.66 / 5'5"	57.0 / 125.7
BRA - Brazil	QUADROS Ketleyn	1 OCT 1987	1.64 / 5'5"	56.8 / 125.2
CHN - People's Republic of China	XU Yan	4 NOV 1981	1.66 / 5'5"	56.6 / 124.8
CUB - Cuba	LUPETHEY Yurisleydis	6 MAY 1981	1.62 / 5'4"	56.4 / 124.3
ESP - Spain	FERNANDEZ Isabel	1 FEB 1972	1.59 / 5'3"	56.5 / 124.6
FIN - Finland	KOIVUMAKI Nina	23 JUL 1985	1.69 / 5'7"	56.7 / 125.0
FRA - France	HAREL Barbara	5 MAY 1977	1.60 / 5'3"	56.7 / 125.0
GER - Germany	BOENISCH Yvonne	29 DEC 1980	1.68 / 5'6"	57.0 / 125.7
HAI - Haiti	JEAN BAPTISTE Ange Mercie	24 SEP 1984	1.60 / 5'3"	56.9 / 125.4
HUN - Hungary	BACZKO Bernadett	8 JAN 1986	1.64 / 5'5"	56.8 / 125.2
ITA - Italy	QUINTAVALLE Giulia	6 MAR 1983	1.74 / 5'9"	56.6 / 124.8
JPN - Japan	SATO Aiko	18 OCT 1983	1.57 / 5'2"	56.8 / 125.2
KAZ - Kazakhstan	URALBAYEVA Gulzat	4 DEC 1989	1.58 / 5'2"	57.0 / 125.7
KOR - Korea	KANG Sinyoung	20 MAR 1977	1.68 / 5'6"	56.9 / 125.4
MGL - Mongolia	KHISHIGBAT Erdenet-Od	7 JUL 1975	1.60 / 5'3"	56.9 / 125.4
NED - Netherlands	GRAVENSTIJN Deborah	20 AUG 1974	1.63 / 5'4"	56.5 / 124.6
PRK - DPR Korea	KYE Sun Hui	2 AUG 1979	1.58 / 5'2"	56.9 / 125.4
TUN - Tunisia	JELASSI Nesria	19 AUG 1989	1.56 / 5'1"	56.8 / 125.2
USA - United States of America	GOTAY Valerie	5 NOV 1973	1.60 / 5'3"	56.5 / 124.6

Total Number of Judokas: 22

Note: All changes are available in INFO



ENTRY LIST BY WEIGHT CATEGORY As of 12 AUG 2008

报名名单-按体重级别 / LISTE DES INSCRITS PAR CATÉGORIE DE POIDS

NOC	Name	Date of Birth	Height m / ft in	Weight Kg / lbs
ALG - Algeria	SAIDI Kahina	17 MAR 1984	1.73 / 5'8"	62.5 / 137.8
ARG - Argentina	KRUKOWER Daniela Yael	6 JAN 1975	1.75 / 5'9"	62.9 / 138.7
ASA - American Samoa	A'ETONU Silulu	19 MAR 1984	1.70 / 5'7"	62.1 / 136.9
AUS - Australia	ARLOVE Catherine	5 FEB 1971	1.68 / 5'6"	62.6 / 138.0
AUT - Austria	HEILL Claudia	24 JAN 1982	1.76 / 5'9"	62.8 / 138.4
BRA - Brazil	BARBOSA Danielli	3 JAN 1984	1.60 / 5'3"	63.0 / 138.9
CHN - People's Republic of China	XU Yuhua	2 MAR 1983	1.65 / 5'5"	62.7 / 138.2
CUB - Cuba	GONZALEZ Driulis	21 SEP 1973	1.62 / 5'4"	62.5 / 137.8
FIN - Finland	YLINEN Johanna	19 JUL 1984	1.68 / 5'6"	62.6 / 138.0
FRA - France	DECOSSE Lucie	6 AUG 1981	1.65 / 5'5"	63.0 / 138.9
GBR - Great Britain	CLARK Sarah	3 JAN 1978	1.74 / 5'9"	62.7 / 138.2
GER - Germany	von HARNIER Anna	27 JAN 1981	1.71 / 5'7"	62.7 / 138.2
ISR - Israel	SCHLESINGER Alice	26 MAY 1988	1.65 / 5'5"	62.9 / 138.7
JPN - Japan	TANIMOTO Ayumi	4 AUG 1981	1.58 / 5'2"	62.7 / 138.2
KOR - Korea	KONG Jayoung	30 JUL 1985	1.65 / 5'5"	62.9 / 138.7
MGL - Mongolia	TUMEN-OD Battugs	23 AUG 1981	1.56 / 5'1"	62.3 / 137.3
MLT - Malta	BEZZINA Marcon	11 SEP 1985	1.62 / 5'4"	62.0 / 136.7
NED - Netherlands	WILLEBOORDSE Elisabeth	14 SEP 1978	1.69 / 5'7"	62.8 / 138.4
NEP - Nepal	THAPA Devu	7 FEB 1974	1.56 / 5'1"	61.4 / 135.4
PRK - DPR Korea	WON Ok Im	9 NOV 1986	1.62 / 5'4"	62.9 / 138.7
RUS - Russian Federation	KOVAL Vera	22 OCT 1983	1.67 / 5'6"	62.7 / 138.2
SEN - Senegal	HANE Cecile	8 OCT 1987	1.60 / 5'3"	62.0 / 136.7
SLO - Slovenia	ZOLNIR Urska	9 OCT 1981	1.73 / 5'8"	62.9 / 138.7
TPE - Chinese Taipei	WANG Chin-Fang	5 JUL 1983	1.71 / 5'7"	62.8 / 138.4
VEN - Venezuela	BARRETO Ysis	27 MAR 1980	1.59 / 5'3"	62.8 / 138.4

Total Number of Judokas: 25

Note: All changes are available in INFO



ENTRY LIST BY WEIGHT CATEGORY As of 13 AUG 2008

报名名单-按体重级别 / LISTE DES INSCRITS PAR CATÉGORIE DE POIDS

NOC	Name	Date of Birth	Height m / ft in	Weight Kg / lbs
ALG - Algeria	OUERDANE Rachida	2 MAY 1979	1.68 / 5'6"	69.9 / 154.1
BEL - Belgium	JACQUES Catherine	28 SEP 1979	1.77 / 5'10"	69.9 / 154.1
BRA - Brazil	SILVA Mayra	3 AUG 1991	1.75 / 5'9"	69.6 / 153.4
CHN - People's Republic of China	WANG Juan	5 MAR 1982	1.68 / 5'6"	69.8 / 153.9
COL - Colombia	ALVEAR Yuri	29 MAR 1986	1.76 / 5'9"	68.6 / 151.2
CUB - Cuba	HERNANDEZ Anaysi	30 AUG 1981	1.70 / 5'7"	67.2 / 148.1
ESP - Spain	IGLESIAS Leire	7 APR 1978	1.75 / 5'9"	69.2 / 152.6
FIJ - Fiji	RASOKISOKI Sisilia	16 DEC 1979	1.72 / 5'8"	69.7 / 153.7
FRA - France	EMANE Gevrise	27 JUL 1982	1.65 / 5'5"	69.3 / 152.8
GER - Germany	BOEHM Annett	8 JAN 1980	1.79 / 5'10"	69.9 / 154.1
HUN - Hungary	MESZAROS Anett	14 JUL 1987	1.78 / 5'10"	69.8 / 153.9
ITA - Italy	SCAPIN Ylenia	8 JAN 1975	1.66 / 5'5"	69.8 / 153.9
JPN - Japan	UENO Masae	17 JAN 1979	1.60 / 5'3"	68.5 / 151.0
KAZ - Kazakhstan	ZHANZUNOVA Zhanar	16 JUL 1985	1.68 / 5'6"	70.0 / 154.3
KOR - Korea	PARK Kayeon	28 JAN 1986	1.66 / 5'5"	69.9 / 154.1
NED - Netherlands	BOSCH Edith	31 MAY 1980	1.83 / 6'0"	69.3 / 152.8
POL - Poland	PILOCIK Katarzyna	23 APR 1986	1.72 / 5'8"	68.2 / 150.4
RUS - Russian Federation	KUZINA Yulia	25 OCT 1976	1.70 / 5'7"	68.0 / 149.9
SEN - Senegal	MENDY Gisele	19 DEC 1979	1.72 / 5'8"	68.6 / 151.2
TKM - Turkmenistan	SURKIEVA Nasiba	11 JAN 1982	1.65 / 5'5"	70.0 / 154.3
UKR - Ukraine	SMAL Nataliya	10 MAR 1983	1.70 / 5'7"	69.5 / 153.2
USA - United States of America	ROUSEY Ronda	1 FEB 1987	1.70 / 5'7"	70.0 / 154.3

Total Number of Judokas: 22

Note: All changes are available in INFO



ENTRY LIST BY WEIGHT CATEGORY As of 14 AUG 2008

报名名单-按体重级别 / LISTE DES INSCRITS PAR CATÉGORIE DE POIDS

NOC	Name	Date of Birth	Height m / ft in	Weight Kg / lbs
ARG - Argentina	BRICENO Lorena	19 APR 1978	1.68 / 5'6"	78.0 / 172.0
AUS - Australia	GRANT Stephanie	21 MAR 1987	1.73 / 5'8"	77.8 / 171.5
BRA - Brazil	SILVA Edinanci	23 AUG 1976	1.75 / 5'9"	78.0 / 172.0
CAN - Canada	LEVESQUE Marylise	3 MAR 1983	1.73 / 5'8"	76.6 / 168.9
CHN - People's Republic of China	YANG Xiuli	1 SEP 1983	1.73 / 5'8"	76.7 / 169.1
CUB - Cuba	CASTILLO Yalennis	21 MAY 1986	1.72 / 5'8"	77.6 / 171.1
ESP - Spain	SAN MIGUEL Esther	5 MAR 1975	1.74 / 5'9"	75.5 / 166.4
FRA - France	POSSAMAI Stephanie	30 JUL 1980	1.72 / 5'8"	77.3 / 170.4
GBR - Great Britain	ROGERS Michelle	21 JUN 1976	1.78 / 5'10"	76.5 / 168.7
GER - Germany	WOLLERT Heide	16 MAY 1982	1.70 / 5'7"	71.4 / 157.4
IND - India	DIVIYA	1 AUG 1984	1.57 / 5'2"	77.6 / 171.1
ITA - Italy	MORICO Lucia	12 DEC 1975	1.79 / 5'10"	77.6 / 171.1
JPN - Japan	NAKAZAWA Sae	1 JUN 1983	1.67 / 5'6"	76.9 / 169.5
KAZ - Kazakhstan	ABIKEYEVA Sagat	14 MAY 1981	1.60 / 5'3"	77.7 / 171.3
KGZ - Kyrgyzstan	PROSKURAKOVA Elena	19 APR 1985	1.70 / 5'7"	70.5 / 155.4
KOR - Korea	JEONG Gyeongmi	26 JUL 1985	1.69 / 5'7"	77.6 / 171.1
MGL - Mongolia	PUREVJARGAL Lkhamdegd	18 SEP 1986	1.79 / 5'10"	74.3 / 163.8
NGR - Nigeria	YUSUF Vivian	8 AUG 1983	1.75 / 5'9"	77.6 / 171.1
RUS - Russian Federation	MOSKALYUK Vera	10 NOV 1981	1.81 / 5'11"	75.3 / 166.0
TUN - Tunisia	MILED Houda	8 FEB 1987	1.71 / 5'7"	77.5 / 170.9
UKR - Ukraine	PRYSHCHEPA Maryna	28 JUL 1983	1.71 / 5'7"	77.1 / 170.0

Total Number of Judokas: 21

Note: All changes are available in INFO



ENTRY LIST BY WEIGHT CATEGORY As of 15 AUG 2008

报名名单-按体重级别 / LISTE DES INSCRITS PAR CATÉGORIE DE POIDS

NOC	Name	Date of Birth	Height m / ft in	Weight kg / lbs
AUS - Australia	SHEPHERD Janelle	3 MAY 1985	1.70 / 5'7"	83.0 / 183
CHN - People's Republic of China	TONG Wen	1 FEB 1983	1.80 / 5'11"	128.2 / 283
CUB - Cuba	ORTIZ Idalys	27 SEP 1989	1.73 / 5'8"	102.4 / 226
ECU - Ecuador	CHALA Carmen	7 JUN 1966	1.76 / 5'9"	109.6 / 242
EGY - Egypt	RAMADAN Samah	16 APR 1978	1.86 / 6'1"	158.7 / 350
FRA - France	MONDIERE Anne-Sophie	1 FEB 1979	1.74 / 5'9"	86.6 / 191
GBR - Great Britain	BRYANT Karina	27 JAN 1979	1.85 / 6'1"	105.5 / 233
GER - Germany	KOEPPEN Sandra	15 MAY 1975	1.75 / 5'9"	133.0 / 293
ITA - Italy	TORRENTI Michela	10 AUG 1977	1.71 / 5'7"	81.4 / 179
JPN - Japan	TSUKADA Maki	5 JAN 1982	1.70 / 5'7"	127.3 / 281
KAZ - Kazakhstan	ISSANOVA Gulzhan	12 SEP 1983	1.67 / 5'6"	94.0 / 207
KOR - Korea	KIM Nayoung	6 JAN 1988	1.86 / 6'1"	132.3 / 292
MEX - Mexico	ZAMBOTTI Vanessa	4 MAR 1982	1.73 / 5'8"	124.1 / 274
MGL - Mongolia	DORJGOTOV Tserenkhand	15 APR 1977	1.75 / 5'9"	102.9 / 227
NED - Netherlands	UILENHOED Carola	10 OCT 1984	1.78 / 5'10"	125.4 / 276
POL - Poland	SADKOWSKA Urszula	6 FEB 1984	1.92 / 6'4"	144.9 / 319
RUS - Russian Federation	DONGUZASHVILI Tea	4 JUN 1976	1.75 / 5'9"	114.9 / 253
SLO - Slovenia	POLAVDER Lucija	5 DEC 1984	1.67 / 5'6"	88.3 / 195
TUN - Tunisia	CHEIKH ROUHOU Nihel	5 JAN 1987	1.65 / 5'5"	111.5 / 246
UKR - Ukraine	PROKOF'YEVA Maryna	4 FEB 1982	1.75 / 5'9"	131.9 / 291
UZB - Uzbekistan	SHEKEROVA Mariya	9 DEC 1988	1.78 / 5'10"	104.3 / 230

Total Number of Judokas: 21

Note:
All changes are available in INFO



RESULTS SUMMARY

成绩汇总 / RÉSUMÉ DES RÉSULTATS

Rank	Name	NOC Code
Gold	CHOI Minho	KOR
Silver	PAISCHER Ludwig	AUT
Bronze	SOBIROV Rishod	UZB
Bronze	HOUKES Ruben	NED
5th	DRAGIN Dimitri	FRA
5th	YEKUTIEL Gal	ISR
7th	WILL Frazer	CAN
7th	FALLON Craig	GBR

Total number of judokas	33
Total number of contests	44
Total number of "Golden Score" contests	6

Wins by	IPPON	16	36.36 %
	WAZA-ARI-AWASETE-IPPON	1	2.27 %
	WAZA-ARI	3	6.82 %
	YUKO	8	18.18 %
	KOKA	3	6.82 %
	HANSOKU-MAKE DIRECT	0	0.00 %
	HANSOKU-MAKE / 4 SHIDOS	0	0.00 %
	3 SHIDOS	1	2.27 %
	2 SHIDOS	2	4.55 %
	1 SHIDO	4	9.09 %
	YUSEI-GACHI (GOLDEN SCORE)	6	13.64 %
	HANTEI (GOLDEN SCORE)	0	0.00 %
	SOGO-GACHI	0	0.00 %
	KIKEN-GACHI	0	0.00 %
	FUSEN-GACHI	0	0.00 %
	MEDICAL	0	0.00 %

The shortest contest:
Number 5 - 0:20
ALEXANIDIS Lavrentios (GRE) wins D'AQUINO Matthew (AUS)
Winning Technique: OOS



Number of Judokas: 33

Country	Name	Score	Country	Name	Score
ITA	CASALE GN	0010/0000 UMA 1:40	JPN	UCHISHIBA M	0201/0010 ¹ KEG 4:59
CHI	NOVOA F	0010/0000 ISN 0:09	DOM	JACINTO JIMENEZ J	1001/0000 ¹ STG 3:52
TKM	NURMUHAMMEDOV G	0010/0000 ISN 0:09	IRI	MIRESMAEILI A	0001/0000 KTA 1:13 GS
PRK	PAK CM	0010/0000 ISN 0:09	POL	ADAMIEC T	0001/0000 ¹ P29 5:00
VEN	ORTIZ FLORES LM	0100/0001 MGA 5:00	ESP	PENAS O	0020/0000 ² P29 5:00
POR	DIAS P	0100/0001 MGA 5:00	UZB	SHARIPOV M	1010/0000 TNG 1:22
BRA	DERLY J	0101/0010 ¹ OTG 5:00	ALG	BENAMADI M	0001/0000 ¹ P29 5:00
KOR	KIM J	0002/0000 ¹ KSG 5:00	AUS	BROWN S	1010/0000 ² YOT 3:20
AZE	GASIMOV R	0011/0002 ² 5:00	GRE	ZINTIRIDIS T	0001/0000 ¹ P12 1:59 GS
RUS	GADANOV A	0120/0101 ³ KGU 5:00	USA	TAKATA T	0010/0000 KTA 0:29 GS
HUN	UNGVARI M	0011/0001 ¹ KUG 5:00	NED	ELMONT D	1000/0000 OGA 1:52
CHN	WU R	1000/0000 KUG 0:47 GS	MOZ	MADEIRA E	0010/0000 ² P16 5:00
GEO	KEDELASHVILI Z	1000/0000 KUG 0:47 GS	CUB	ARENCEBIA Y	0010/0000 ² P16 5:00
CAN	MEHMEDOVIC S	0011/0001 ¹ SUK 5:00	AND	GARCIA GONZALEZ D	1010/0000 KGU 1:50
ECU	IBANEZ R	0011/0001 ¹ SUK 5:00	ARM	NAZARYAN A	0001/0000 ¹ P29 4:04 GS
MAR	RGUIG R	0001/0000 KSK 5:00	EGY	EL HADY A	0001/0000 ¹ P29 4:04 GS
FRA	DARBELET B	1002/0000 JGT 3:14	DOM	JACINTO JIMENEZ J	0011/0000 ² KTA 5:00
TKM	NURMUHAMMEDOV G	0012/0000 ² 5:00	IRI	MIRESMAEILI A	0011/0000 ² KTA 5:00
ITA	CASALE GN	0012/0000 ² 5:00	UZB	SHARIPOV M	0010/0001 ² P29 5:00
MAR	RGUIG R	1001/0001 ¹ UMA 2:27	AND	GARCIA GONZALEZ D	0010/0001 ² P29 5:00
CAN	MEHMEDOVIC S	0201/0000 KAG 2:36	EGY	EL HADY A	1001/0001 ¹ KGU 4:13
RUS	GADANOV A	1000/0000 SON 0:06 GS	USA	TAKATA T	1000/0001 HRG 3:06
CUB	ARENCEBIA Y	1010/0010 OUG 4:49	PRK	PAK CM	0101/0001 ¹ TNG 5:00
FRA	DARBELET B	0001/0000 KSK 5:00	PRK	PAK CM	0101/0001 ¹ TNG 5:00

Legend: nnnnP/kkkkP VVV MM:SS GS
 nnnn: IPP, WAZ, YUK, and KOK for winner
 kkkk: IPP, WAZ, YUK, and KOK for loser
 P: Penalties (1,2,3,4 or H/X for direct Hansoku Make)
 VVV: Winning Technique
 MM:SS Winning Time
 GS Golden Score

Mat 1

Mat 2

CLASSIFICATION

1	UCHISHIBA Masato	JPN
2	DARBELET Benjamin	FRA
3	ARENCEBIA Yordanis	CUB
3	PAK Chol Min	PRK
5	GADANOV Alim	RUS
5	SHARIPOV Mirali	UZB
7	CASALE Giovanni Nicola	ITA
7	EL HADY Aheem	EGY



RESULTS SUMMARY

成绩汇总 / RÉSUMÉ DES RÉSULTATS

Rank	Name	NOC Code
Gold	UCHISHIBA Masato	JPN
Silver	DARBELET Benjamin	FRA
Bronze	ARENCIBIA Yordanis	CUB
Bronze	PAK Chol Min	PRK
5th	GADANOV Alim	RUS
5th	SHARIPOV Mirali	UZB
7th	CASALE Giovanni Nicola	ITA
7th	EL HADY Aheen	EGY

Total number of judokas	33
Total number of contests	44
Total number of "Golden Score" contests	7

Wins by	IPPON	14	31.82 %
	WAZA-ARI-AWASETE-IPPON	3	6.82 %
	WAZA-ARI	4	9.09 %
	YUKO	6	13.64 %
	KOKA	3	6.82 %
	HANSOKU-MAKE DIRECT	0	0.00 %
	HANSOKU-MAKE / 4 SHIDOS	0	0.00 %
	3 SHIDOS	0	0.00 %
	2 SHIDOS	6	13.64 %
	1 SHIDO	1	2.27 %
	YUSEI-GACHI (GOLDEN SCORE)	7	15.91 %
	HANTEI (GOLDEN SCORE)	0	0.00 %
	SOGO-GACHI	0	0.00 %
	KIKEN-GACHI	0	0.00 %
	FUSEN-GACHI	0	0.00 %
	MEDICAL	0	0.00 %

The shortest contest:
Number 6 - 0:09
PAK Chol Min (PRK) wins NURMUHAMMEDOV Guvanch (TKM)
Winning Technique: ISN



CONTEST LIST

对阵名单 / TABLEAU DE COMPÉTITION

		Number of Judokas: 32																											
CAN	TRITTON N	PINA J																											
POR	PINA J	0010/0000 KSK 1:49 GS	MALOMAT A																										
JPN	KANAMARU Y	MALOMAT A	0111/0001 UMA 5:00																										
IRI	MALOMAT A	1001/0001 OSG 2:27		MALOMAT A																									
POL	WILKOMIRSKI	WILKOMIRSKI K		1100/0010 ³ UMA 2:30																									
LAT	ZELONIJS V	0020/0010 ² OGO 5:00	GANTUMUR D																										
USA	RESER R	GANTUMUR D	0012/0010 ¹ KUG 5:00																										
MGL	GANTUMUR D	0111/0100 ¹ KUG 5:00																											
Mat 1																													
GEO	KEVKHISHVILI	KEVKHISHVILI D			MAMMADLI E																								
MDA	TOMA S	0021/0010 ¹ KGU 5:00	KIM CS		1000/0000 ISN 3:00																								
CUB	GIRONES R	KIM CS	0111/0110 ¹ 5:00																										
PRK	KIM CS	1000/0001 TGM 3:31		MAMMADLI E																									
ALG	MERIDJA A	SEMENOV K		0200/0000 KEG 1:07																									
BLR	SEMENOV K	0102/0010 ¹ UMA 5:00	MAMMADLI E																										
AZE	MAMMADLI E	MAMMADLI E	1001/0001 ¹ STG 1:27																										
BEL	van TICHELT	1000/0000 KGU 2:03																											
TJK	BOQIEV R	BOQIEV R			MAMMADLI E																								
COD	KIBANZA E	0210/0000 ² KKE 4:16	BOQIEV R		1000/0000 KIG 0:13																								
UKR	BILODID G	BILODID G	1000/0000 TNG 1:14 GS																										
RUS	MEZHIDOV S	1000/0000 TNG 2:30		BOQIEV R																									
AUS	IVERSON D	HUYSUZ S		1110/0001 ² TNG 4:35																									
TUR	HUYSUZ S	1000/0000 KAG 2:26	SI R																										
CHN	SI R	SI R	0010/0001 ² P18 5:00																										
VEN	LEON VIZCAYA	0001/0000 ¹ P12 2:15 GS																											
Mat 2																													
CZE	JEZEK J	MUMINOV S			WANG K																								
UZB	MUMINOV S	1000/0001 SUG 3:51	WANG K		0010/0001 ² P29 5:00																								
KOR	WANG K	WANG K	1100/0000 TOS 0:36																										
KAZ	IBRAGIMOV R	1011/0000 KEG 2:00		WANG K																									
UAE	AL QUBAISI	AUGUST M		0100/0000 SUK 1:07 GS																									
RSA	AUGUST M	1000/0000 KTA 1:27	GUILHEIRO L																										
ARG	BERTOLOTTI	GUILHEIRO L	1001/0000 ¹ SON 2:32																										
BRA	GUILHEIRO L	0100/0010 ³ P29 4:47																											
JPN	KANAMARU Y	KANAMARU Y																											
POR	PINA J	0011/0010 ² KIG 5:00	KANAMARU Y																										
MGL	GANTUMUR D	GANTUMUR D	0100/0000 OGO 0:35 GS																										
BEL	van TICHELT	van TICHELT D		van TICHELT D																									
BLR	SEMENOV K	1021/0020 ² YSG 4:40	van TICHELT D	0211/0000 ¹ TSG 4:04																									
PRK	KIM CS	1011/0000 KGU 4:26																											
CLASSIFICATION																													
				<table border="1"> <tr><td>1</td><td>MAMMADLI Einur</td><td>AZE</td></tr> <tr><td>2</td><td>WANG Kichun</td><td>KOR</td></tr> <tr><td>3</td><td>BOQIEV Rasul</td><td>TJK</td></tr> <tr><td>3</td><td>GUILHEIRO Leandro</td><td>BRA</td></tr> <tr><td>5</td><td>van TICHELT Dirk</td><td>BEL</td></tr> <tr><td>5</td><td>MALOMAT Ali</td><td>IRI</td></tr> <tr><td>7</td><td>KANAMARU Yusuke</td><td>JPN</td></tr> <tr><td>7</td><td>BILODID Gennadii</td><td>UKR</td></tr> </table>		1	MAMMADLI Einur	AZE	2	WANG Kichun	KOR	3	BOQIEV Rasul	TJK	3	GUILHEIRO Leandro	BRA	5	van TICHELT Dirk	BEL	5	MALOMAT Ali	IRI	7	KANAMARU Yusuke	JPN	7	BILODID Gennadii	UKR
1	MAMMADLI Einur	AZE																											
2	WANG Kichun	KOR																											
3	BOQIEV Rasul	TJK																											
3	GUILHEIRO Leandro	BRA																											
5	van TICHELT Dirk	BEL																											
5	MALOMAT Ali	IRI																											
7	KANAMARU Yusuke	JPN																											
7	BILODID Gennadii	UKR																											
COD	KIBANZA E	BILODID G																											
UKR	BILODID G	0011/0001 ¹ KGU 5:00	BILODID G																										
CHN	SI R	SI R	0001/0000 DAB 1:40 GS																										
KAZ	IBRAGIMOV R	MUMINOV S		GUILHEIRO L																									
UZB	MUMINOV S	1010/0001 KTA 3:56	GUILHEIRO L	1000/0001 ⁴ P29 4:12																									
BRA	GUILHEIRO L	GUILHEIRO L	1000/0000 SON 1:05																										
Legend: nnnnP/kkkkP VVV MM:SS GS																													
nnnn: IPP, WAZ, YUK, and KOK for winner																													
kkkk: IPP, WAZ, YUK, and KOK for loser																													
P: Penalties (1,2,3,4 or H/X for direct Hansoku Make)																													
VVV: Winning Technique																													
MM:SS Winning Time																													
GS Golden Score																													
Mat 2																													
TJK	BOQIEV R				BOQIEV R																								
Mat 2																													
IRI	MALOMAT A																												
Mat 2																													
BRA	GUILHEIRO L				GUILHEIRO L																								
Mat 2																													
IRI	MALOMAT A																												



RESULTS SUMMARY

成绩汇总 / RÉSUMÉ DES RÉSULTATS

Rank	Name	NOC Code
Gold	MAMMADLI Elnur	AZE
Silver	WANG Kichun	KOR
Bronze	BOQIEV Rasul	TJK
Bronze	GUILHEIRO Leandro	BRA
5th	van TICHELT Dirk	BEL
5th	MALOMAT Ali	IRI
7th	KANAMARU Yusuke	JPN
7th	BILODID Gennadii	UKR

Total number of judokas	32
Total number of contests	43
Total number of "Golden Score" contests	6

Wins by	IPPON	20	46.51 %
	WAZA-ARI-AWASETE-IPPON	3	6.98 %
	WAZA-ARI	2	4.65 %
	YUKO	5	11.63 %
	KOKA	2	4.65 %
	HANSOKU-MAKE DIRECT	0	0.00 %
	HANSOKU-MAKE / 4 SHIDOS	1	2.33 %
	3 SHIDOS	1	2.33 %
	2 SHIDOS	2	4.65 %
	1 SHIDO	1	2.33 %
	YUSEI-GACHI (GOLDEN SCORE)	6	13.95 %
	HANTEI (GOLDEN SCORE)	0	0.00 %
	SOGO-GACHI	0	0.00 %
	KIKEN-GACHI	0	0.00 %
	FUSEN-GACHI	0	0.00 %
	MEDICAL	0	0.00 %

The shortest contest:
Number 40 - 0:13
MAMMADLI Elnur (AZE) wins WANG Kichun (KOR)
Winning Technique: KIG



Number of Judokas: 35

Mat 1		Mat 2	
BRA CAMILO T	CAMILO T	RODRIGUEZ A	RODRIGUEZ A FRA
JPN ONO T	ONO T	CARDENAS O	CARDENAS O CUB
IRI MALEK MOHAM.	MALEK MOHAMMADI H	NETO J	TOPALLI E ALB
SLO SEDEJ A	SEDEJ A	NETO J	GAVASHELISH. GEO
ESA CISNEROS F	CISNEROS F	NETO J	NETO J POR
USA STEVENS T	STEVENS T	JAGO M	JAGO M RSA
GER BISCHOF O	BISCHOF O	KRAWCZYK R	KRAWCZYK R POL
AZE AZIZOV M	AZIZOV M	KIM J	KIM J KOR
RUS BASHKAEV A	BASHKAEV A	KIM J	SHUNDIKOV S BLR
MAR ATTAF S	ATTAF S	MRVALJEVIC S	BADRA Y TUN
GBR BURTON E	BURTON E	MRVALJEVIC S	MRVALJEVIC S MNE
ARG LUCENTI E	LUCENTI E	MBA NCHAMA J	MBA NCHAMA J GEQ
UKR GONTIUK R	GONTIUK R	MRVALJEVIC S	GUO L CHN
TOG DENANYOH KS	DENANYOH KS	GUO L	VIS F ARU
TJK BOZOROV S	BOZOROV S	VIS F	VIS F ARU
COL VALLES M	VALLES M	ELMONT G	ELMONT G NED
AUS ANTHONY M	ANTHONY M	ELMONT G	DAMDINSUREN N
AZE AZIZOV M	AZIZOV M	ELMONT G	BRENES A
USA STEVENS T	STEVENS T	MADDALONI G	MADDALONI G ITA
TOG DENANYOH KS	DENANYOH KS	MADDALONI G	MADDALONI G ITA
COL VALLES M	VALLES M	SHUNDIKOV S	SHUNDIKOV S BLR
GBR BURTON E	BURTON E	KRAWCZYK R	KRAWCZYK R POL
NED ELMONT G	ELMONT G	NETO J	NETO J POR
CAMILO T	CAMILO T	DAMDINSUREN N	DAMDINSUREN N
CAMILO T	CAMILO T	DAMDINSUREN N	DAMDINSUREN MGL
CAMILO T	CAMILO T	MADDALONI G	MADDALONI G ITA
CAMILO T	CAMILO T	MRVALJEVIC S	MRVALJEVIC S MNE

Legend: nnnnP/kkkkP VVV MM:SS GS
 nnnn: IPP, WAZ, YUK, and KOK for winner
 kkkk: IPP, WAZ, YUK, and KOK for loser
 P: Penalties (1,2,3,4 or H/X for direct Hansoku Make)
 VVV: Winning Technique
 MM:SS Winning Time
 GS Golden Score

CLASSIFICATION

1	BISCHOF Ole	GER
2	KIM Jaebum	KOR
3	CAMILO Tiago	BRA
3	GONTIUK Roman	UKR
5	ELMONT Guillaume	NED
5	DAMDINSUREN Nyamkhuu	MGL
7	BURTON Euan	GBR
7	KRAWCZYK Robert	POL





RESULTS SUMMARY

成绩汇总 / RÉSUMÉ DES RÉSULTATS

Rank	Name	NOC Code
Gold	BISCHOF Ole	GER
Silver	KIM Jaebum	KOR
Bronze	CAMILO Tiago	BRA
Bronze	GONTIUK Roman	UKR
5th	ELMONT Guillaume	NED
5th	DAMDINSUREN Nyamkhuu	MGL
7th	BURTON Euan	GBR
7th	KRAWCZYK Robert	POL

Total number of judokas	35
Total number of contests	46
Total number of "Golden Score" contests	3

Wins by	IPPON	18	39.13 %
	WAZA-ARI-AWASETE-IPPON	1	2.17 %
	WAZA-ARI	8	17.39 %
	YUKO	6	13.04 %
	KOKA	2	4.35 %
	HANSOKU-MAKE DIRECT	0	0.00 %
	HANSOKU-MAKE / 4 SHIDOS	0	0.00 %
	3 SHIDOS	1	2.17 %
	2 SHIDOS	4	8.70 %
	1 SHIDO	2	4.35 %
	YUSEI-GACHI (GOLDEN SCORE)	3	6.52 %
	HANTEI (GOLDEN SCORE)	0	0.00 %
	SOGO-GACHI	1	2.17 %
	KIKEN-GACHI	0	0.00 %
	FUSEN-GACHI	0	0.00 %
	MEDICAL	0	0.00 %

The shortest contest:
Number 28 - 0:20
DAMDINSUREN Nyamkhuu (MGL) wins MADDALONI Giuseppe (ITA)
Winning Technique: KSK



CONTEST LIST

对阵名单 / TABLEAU DE COMPÉTITION

		Number of Judokas: 31		Legend: nnnnP/kkkkP VVV MM:SS GS	
KOR	CHOI S	MESBAH H			nnnn: IPP, WAZ, YUK, and KOK for winner
EGY	MESBAH H	0001/0000 ¹ 5:00	TSIREKIDZE I		kkkk: IPP, WAZ, YUK, and KOK for loser
GEO	TSIREKIDZE I	TSIREKIDZE I	0010 ¹ 0001 ² P12 5:00		P: Penalties (1,2,3,4 or H/X for direct Hansoku Make)
AZE	MAMMADOV E	MAMMADOV E		TSIREKIDZE I	VVV: Winning Technique
TJK	ASRANQULOV N	0011/0000 KTA 5:00	MAMMADOV E	1000/0000 KUG 1:37	MM:SS Winning Time
GBR	GORDON W	NABIEV K	0110 ² 0010 SUG 5:00		GS Golden Score
UZB	NABIEV K	0100 ² 0020 SUG 5:00			
Mat 1					
AUS	KELLY D	IZUMI H		TSIREKIDZE I	
JPN	IZUMI H	0010/0000 OUG 1:11 GS	KAZUSENOK A	1002/0000 TSG 2:20	
BLR	KAZUSENOK A	KAZUSENOK A	1000/0000 KTA 1:36		
IRI	GHOMI H	1110/0000 ² KGU 4:02		PERSHIN I	
RUS	PERSHIN I	PERSHIN I		1010/0000 ² KTA 2:02	
RSA	TREZISE P	1000/0000 KGU 3:34	PERSHIN I		
ARG	ROSATI D	ROSATI D	1000/0000 KSK 0:48		
USA	OLSON B	0001/0000 ¹ P29 2:00 GS			TSIREKIDZE I
BRA	SANTOS E	SANTOS E			0001/0000 ¹ P02 5:00
CHN	HE Y	1000/0000 UMA 1:13	SANTOS E		
VEN	CAMACHO JG	CAMACHO JG	1000/0000 TNG 0:54		
UKR	GREKOV V	1000/0000 KUB 3:06		DAFREVILLE YM	
ITA	MELONI R	MELONI R		1011 ¹ 0001 ¹ KTS 5:00	
LAT	BORODAVKO J	0100/0010 UMG 5:00	DAFREVILLE YM		
FRA	DAFREVILLE	DAFREVILLE YM	0010/0000 YOT 5:00		
CUB	GONZALEZ A	1000/0000 OTG 1:15			
Mat 2					
MAR	EL ASSRI M	BENIKHLEF A		BENIKHLEF A	
ALG	BENIKHLEF A	0011 ¹ 0001 ¹ DAB 5:00	BENIKHLEF A	1000/0000 KGU 4:44	
PUR	CHICLANA A	ALARZA D	1020 ¹ 0001 ² TNG 3:54		
ESP	ALARZA D	1101/0100 ¹ UMA 2:12		BENIKHLEF A	
GRE	ILIADIS I	HUIZINGA M		0001/0000 ¹ P29 5:00	
NED	HUIZINGA M	1010 ¹ 0001 ² UMA 3:47	ASCHWANDEN S		
GER	PINSKE M	ASCHWANDEN S	1101 ² 0010 ¹ UMG 4:13		
SUI	ASCHWANDEN S	0010/0000 ² P29 5:00			
EGY	MESBAH H	MESBAH H			
AZE	MAMMADOV E	0011 ² 0010 ¹ OSG 5:00		MESBAH H	
RSA	TREZISE P	ROSATI D		1001 ¹ 0001 ¹ TSG 4:06	
ARG	ROSATI D	1000/0000 SON 0:53	KAZUSENOK A		
BLR	KAZUSENOK A	1000/0000 KTA 1:04		MESBAH H	
FRA	DAFREVILLE			1000/0000 TGM 1:29	
CUB	GONZALEZ A	MELONI R			
ITA	MELONI R	1001 ¹ 0001 ¹ OGA 4:33	SANTOS E		
BRA	SANTOS E	1000/0000 KSK 2:26			
MAR	EL ASSRI M	EL ASSRI M		ASCHWANDEN S	
ESP	ALARZA D	FUSEN-GACHI		HANTEI-GACHI	
SUI	ASCHWANDEN S	ASCHWANDEN S	0001/0000 ¹ P16 5:00		ASCHWANDEN S
RUS	PERSHIN I			1000 ² 0020 OGO 3:16	

CLASSIFICATION

1	TSIREKIDZE Irakli	GEO
2	BENIKHLEF Amar	ALG
3	MESBAH Hesham	EGY
3	ASCHWANDEN Sergei	SUI
5	DAFREVILLE Yves-Matthieu	FRA
5	PERSHIN Ivan	RUS
7	KAZUSENOK Andrei	BLR
7	SANTOS Eduardo	BRA



RESULTS SUMMARY

成绩汇总 / RÉSUMÉ DES RÉSULTATS

Rank	Name	NOC Code
Gold	TSIREKIDZE Irakli	GEO
Silver	BENIKHLEF Amar	ALG
Bronze	MESBAH Hesham	EGY
Bronze	ASCHWANDEN Sergei	SUI
5th	DAFREVILLE Yves-Matthieu	FRA
5th	PERSHIN Ivan	RUS
7th	KAZUSENOK Andrei	BLR
7th	SANTOS Eduardo	BRA

Total number of judokas	31
Total number of contests	41
Total number of "Golden Score" contests	3

Wins by	IPPON	24	58.54 %
	WAZA-ARI-AWASETE-IPPON	0	0.00 %
	WAZA-ARI	3	7.32 %
	YUKO	3	7.32 %
	KOKA	0	0.00 %
	HANSOKU-MAKE DIRECT	0	0.00 %
	HANSOKU-MAKE / 4 SHIDOS	0	0.00 %
	3 SHIDOS	0	0.00 %
	2 SHIDOS	2	4.88 %
	1 SHIDO	5	12.20 %
	YUSEI-GACHI (GOLDEN SCORE)	2	4.88 %
	HANTEI (GOLDEN SCORE)	1	2.44 %
	SOGO-GACHI	0	0.00 %
	KIKEN-GACHI	0	0.00 %
	FUSEN-GACHI	1	2.44 %
	MEDICAL	0	0.00 %

The shortest contest:
Number 18 - 0:48
PERSHIN Ivan (RUS) wins ROSATI Diego (ARG)
Winning Technique: KSK



RESULTS SUMMARY

成绩汇总 / RÉSUMÉ DES RÉSULTATS

Rank	Name	NOC Code
Gold	NAIDAN Tuvshinbayar	MGL
Silver	ZHITKEYEV Askhat	KAZ
Bronze	MIRALIYEV Movlud	AZE
Bronze	GROL Henk	NED
5th	MATYJASZEK Przemyslaw	POL
5th	ZHORZHOLIANI Levan	GEO
7th	HADFI Daniel	HUN
7th	JANG Sungho	KOR

Total number of judokas	32
Total number of contests	43
Total number of "Golden Score" contests	2

Wins by	IPPON	24	55.81 %
	WAZA-ARI-AWASETE-IPPON	2	4.65 %
	WAZA-ARI	3	6.98 %
	YUKO	6	13.95 %
	KOKA	0	0.00 %
	HANSOKU-MAKE DIRECT	0	0.00 %
	HANSOKU-MAKE / 4 SHIDOS	0	0.00 %
	3 SHIDOS	1	2.33 %
	2 SHIDOS	1	2.33 %
	1 SHIDO	4	9.30 %
	YUSEI-GACHI (GOLDEN SCORE)	2	4.65 %
	HANTEI (GOLDEN SCORE)	0	0.00 %
	SOGO-GACHI	0	0.00 %
	KIKEN-GACHI	0	0.00 %
	FUSEN-GACHI	0	0.00 %
	MEDICAL	0	0.00 %

The shortest contest:
Number 17 - 0:26
BRATA Daniel (ROU) wins MORGAN Keith Laurence (CAN)
Winning Technique: OUG



RESULTS SUMMARY

成绩汇总 / RÉSUMÉ DES RÉSULTATS

Rank	Name	NOC Code
Gold	ISHII Satoshi	JPN
Silver	TANGRIEV Abdullo	UZB
Bronze	BRAYSON Oscar	CUB
Bronze	RINER Teddy	FRA
5th	RODAKI Mohammad Reza	IRI
5th	GUJEJIANI Lasha	GEO
7th	TMENOV Tamerlan	RUS
7th	SCHLITTLER Joao	BRA

Total number of judokas	34
Total number of contests	45
Total number of "Golden Score" contests	5

Wins by	IPPON	24	53.33 %
WAZA-ARI-AWASETE-IPPON	4	8.89 %	
WAZA-ARI	2	4.44 %	
YUKO	4	8.89 %	
KOKA	0	0.00 %	
HANSOKU-MAKE DIRECT	0	0.00 %	
HANSOKU-MAKE / 4 SHIDOS	0	0.00 %	
3 SHIDOS	2	4.44 %	
2 SHIDOS	3	6.67 %	
1 SHIDO	0	0.00 %	
YUSEI-GACHI (GOLDEN SCORE)	5	11.11 %	
HANTEI (GOLDEN SCORE)	0	0.00 %	
SOGO-GACHI	1	2.22 %	
KIKEN-GACHI	0	0.00 %	
FUSEN-GACHI	0	0.00 %	
MEDICAL	0	0.00 %	

The shortest contest:
Number 20 - 0:15
GUJEJIANI Lasha (GEO) wins McCORMICK Daniel (USA)
Winning Technique: OSM



CONTEST LIST

对阵名单 / TABLEAU DE COMPÉTITION

		Number of Judokas: 23			
CHN	WU S	WU S			
JPN	TANI R	TANI R	0100 /0000 KSK 0:40		
USA	MATSUMOTO S	MATSUMOTO S	0020 /0000 ² OSG 3:00		
ARG	PARETO PB	PARETO PB			
AUS	DAY T	DAY T	1000 /0000 YSG 1:20		
UKR	LUSNIKOVA L	LUSNIKOVA L	0221 /0000 ¹ MGA 4:16		
TUN	M'BARKI C	M'BARKI C			
KOR	KIM Y	KIM Y	0100 /0000 SON 5:00		
HUN	CSERNOVICZKI E	CSERNOVICZKI E	1000 /0000 KUG 1:07		
BRA	MENEZES S	MENEZES S			
ROU	DUMITRU AA	DUMITRU AA	0101 ² /0010 ¹ MGA 5:00		
IND	DEVI KT	HORMIGO A	1011 /0000 TSG 2:30		
POR	HORMIGO A	HORMIGO A			
PRK	PAK OS	PAK OS	0100 /0000 OUG 5:00		
BUR	OUELOGO KH	OUELOGO KH			
FRA	JOSSINET F	NURGAZINA K	1001 /0000 ¹ OUG 1:10		
KAZ	NURGAZINA K	NURGAZINA K	1000 /0000 KUG 0:24		
GER	BASCHIN M	BASCHIN M	0101 /0000 ¹ OUG 5:00		
ALG	MOUSSA M	MOUSSA M	0011 /0000 ¹ KUG 5:00		
GAB	ILENDOU S	ILENDOU S			
CUB	BERMOY Y	BERMOY Y	1010 /0000 KSH 1:43		
ECU	MIRANDA G	MIRANDA G			
RUS	BOGDANOVA L	BOGDANOVA L	0010 ¹ /0001 ² P29 5:00		
USA	MATSUMOTO S	WU S	1000 /0000 MGA 4:06		
CHN	WU S	WU S			
ARG	PARETO PB	PARETO PB	0100 /0001 KOG 5:00		
HUN	CSERNOVICZKI E	CSERNOVICZKI E	0110 ¹ /0001 SON 5:00		
KOR	KIM Y	KIM Y	0001 /0000 KUG 5:00		
POR	HORMIGO A	HORMIGO A	0002 ¹ /0001 SGT 5:00		
KAZ	NURGAZINA K	NURGAZINA K			
ECU	MIRANDA G	BOGDANOVA L	1000 /0000 KSH 1:52		
RUS	BOGDANOVA L	BOGDANOVA L	0100 ² /0010 TNG 5:00		
GER	BASCHIN M	BASCHIN M	0001 /0000 KSK 3:13		
JPN	TANI R	TANI R	1000 /0000 UMA 2:27		

Legend: nnnnP/kkkkP VVV MM:SS GS
 nnnn: IPP, WAZ, YUK, and KOK for winner
 kkkk: IPP, WAZ, YUK, and KOK for loser
 P: Penalties (1,2,3,4 or H/X for direct Hansoku Make)
 VVV: Winning Technique
 MM:SS Winning Time
 GS Golden Score

Mat 1

Mat 2

CLASSIFICATION

1	DUMITRU Alina Alexandra	ROU
2	BERMOY Yanet	CUB
3	PARETO Paula Belen	ARG
3	TANI Ryoko	JPN
5	PAK Ok Song	PRK
5	BOGDANOVA Lyudmila	RUS
7	CSERNOVICZKI Eva	HUN
7	HORMIGO Ana	POR



RESULTS SUMMARY

成绩汇总 / RÉSUMÉ DES RÉSULTATS

Rank	Name	NOC Code
Gold	DUMITRU Alina Alexandra	ROU
Silver	BERMOY Yanet	CUB
Bronze	PARETO Paula Belen	ARG
Bronze	TANI Ryoko	JPN
5th	PAK Ok Song	PRK
5th	BOGDANOVA Lyudmila	RUS
7th	CSERNOVICZKI Eva	HUN
7th	HORMIGO Ana	POR

Total number of judokas	23
Total number of contests	32
Total number of "Golden Score" contests	2

Wins by	IPPON	12	37.50 %
	WAZA-ARI-AWASETE-IPPON	1	3.13 %
	WAZA-ARI	8	25.00 %
	YUKO	3	9.38 %
	KOKA	2	6.25 %
	HANSOKU-MAKE DIRECT	0	0.00 %
	HANSOKU-MAKE / 4 SHIDOS	0	0.00 %
	3 SHIDOS	1	3.13 %
	2 SHIDOS	1	3.13 %
	1 SHIDO	2	6.25 %
	YUSEI-GACHI (GOLDEN SCORE)	2	6.25 %
	HANTEI (GOLDEN SCORE)	0	0.00 %
	SOGO-GACHI	0	0.00 %
	KIKEN-GACHI	0	0.00 %
	FUSEN-GACHI	0	0.00 %
	MEDICAL	0	0.00 %

The shortest contest: Number 2 - 0:24 NURGAZINA Kelbet (KAZ) wins JOSSINET Frederique (FRA) Winning Technique: KUG



CONTEST LIST

对阵名单 / TABLEAU DE COMPÉTITION

		VELASQUEZ ARTAHONA		Number of Judokas: 22		Legend: nnnnP/kkkkP VVV MM:SS GS	
VEN	VELASQUEZ A.			AN KA	0010/0001 ² 5:00	nnnn: IPP, WAZ, YUK, and KOK for winner	
PRK	AN KA	AN KA				kkkk: IPP, WAZ, YUK, and KOK for loser	
CUB	MESTRE Y	0201/0000 ¹ KTA 1:55		AN KA	0200/0000 UMG 1:35	P: Penalties (1,2,3,4 or H/X for direct Hansoku Make)	
TPE	SHIH PC	SHIH PC				VVV: Winning Technique	
KAZ	KALIYEVA S	KALIYEVA S		KALIYEVA S	0021 ² /00020 ¹ 5:00	MM:SS Winning Time	
BEL	HEYLEN I	HEYLEN I				GS Golden Score	
FRA	la RIZZA A	0001/0000 KSG 2:51 GS		HEYLEN I	1000/0000 DAB 1:13		
AUS	RYDER KA	RYDER KA					
UZB	DJURAEVA Z	TARANGUL R					
GER	TARANGUL R	1101/0000 ¹ HAD 4:48		NAKAMURA M	0001/0000 KSG 5:00		
JPN	NAKAMURA M	NAKAMURA M					
RUS	KHARITONOVA	KHARITONOVA A					
POR	MONTEIRO T	MONTEIRO T		MONTEIRO T	0211/0000 ¹ KGU 2:16		
ESP	CARRASCOSA A	CARRASCOSA A					
MGL	MUNKHBAATAR	0100/0000 KGU 5:00		XIAN D	1011/0010 MGA 4:15		
CHN	XIAN D	XIAN D					
DOM	GARCIA M	GARCIA M					
BRA	FERNANDES A	0010 ¹ /0001 ² P29 5:00		KIM K	1003/0000 ¹ YSG 4:51		
KOR	KIM K	KIM K					
SEN	DIEDHIOU H	DIEDHIOU H					
LUX	MULLER M	HADDAD S					
ALG	HADDAD S	0211/0000 ¹ KEG 2:21		HADDAD S	0010 ¹ /0001 KGU 5:00		
CUB	MESTRE Y	VELASQUEZ ARTAHONA					
VEN	VELASQUEZ A.	0001/0000 ¹ 1:11 GS		KALIYEVA S	0010/0000 SON 5:00		
KAZ	KALIYEVA S	KALIYEVA S					
GER	TARANGUL R	TARANGUL R					
BEL	HEYLEN I	HEYLEN I					
ALG	HADDAD S	0002/0000 ¹ KSG 5:00		KALIYEVA S	1000/0000 ISN 0:13		
ESP	CARRASCOSA A	CARRASCOSA A					
POR	MONTEIRO T	MONTEIRO T					
LUX	MULLER M	MULLER M					
SEN	DIEDHIOU H	1001/0001 HRG 3:42		KIM K	1010/0001 ² TSG 4:32		
KOR	KIM K	KIM K					
JPN	NAKAMURA M	0010/0001 KTA 5:00					
JPN	NAKAMURA M						
						CLASSIFICATION	
						1 XIAN Dongmei CHN	
						2 AN Kum Ae PRK	
						3 HADDAD Soraya ALG	
						3 NAKAMURA Misato JPN	
						5 KALIYEVA Sholpan KAZ	
						5 KIM Kyungok KOR	
						7 HEYLEN Ilse BEL	
						7 CARRASCOSA Ana ESP	



RESULTS SUMMARY

成绩汇总 / RÉSUMÉ DES RÉSULTATS

Rank	Name	NOC Code
Gold	XIAN Dongmei	CHN
Silver	AN Kum Ae	PRK
Bronze	HADDAD Soraya	ALG
Bronze	NAKAMURA Misato	JPN
5th	KALIYEVA Sholpan	KAZ
5th	KIM Kyungok	KOR
7th	HEYLEN Ilse	BEL
7th	CARRASCOSA Ana	ESP

Total number of judokas	22
Total number of contests	31
Total number of "Golden Score" contests	3

Wins by	IPPON		
	IPPON	9	29.03 %
	WAZA-ARI-AWASETE-IPPON	6	19.35 %
	WAZA-ARI	3	9.68 %
	YUKO	4	12.90 %
	KOKA	2	6.45 %
	HANSOKU-MAKE DIRECT	0	0.00 %
	HANSOKU-MAKE / 4 SHIDOS	0	0.00 %
	3 SHIDOS	0	0.00 %
	2 SHIDOS	2	6.45 %
	1 SHIDO	2	6.45 %
	YUSEI-GACHI (GOLDEN SCORE)	3	9.68 %
	HANTEI (GOLDEN SCORE)	0	0.00 %
	SOGO-GACHI	0	0.00 %
	KIKEN-GACHI	0	0.00 %
	FUSEN-GACHI	0	0.00 %
	MEDICAL	0	0.00 %

The shortest contest: Number 32 - 0:13 KALIYEVA Sholpan (KAZ) wins HEYLEN Ilse (BEL) Winning Technique: ISN
--



CONTEST LIST

对阵名单 / TABLEAU DE COMPÉTITION

Country	Name	Opponent	Result	Score
USA	GOTAY V	GOTAY V	1001 / 0100 ¹ TGM	1:46
KAZ	URALBAYEVA G	FERNANDEZ I	0010 / 0000 MGA	0:20
ESP	FERNANDEZ I	FERNANDEZ I	GS	
KOR	KANG S	GRAVENSTIJN D	0001 / 0000 UOT	1:00
BRA	QUADROS K	GRAVENSTIJN D	GS	
NED	GRAVENSTIJN	GRAVENSTIJN D	0001 / 0000 KSG	5:00
AZE	GASIMOVA K	GASIMOVA K	0100 ² / 0010 ³	5:00
JPN	SATO A	SATO A	1001 / 0100 ¹ TSG	3:10
FIN	KOIVUMAKI N	KOIVUMAKI N	XU Y	0010 / 0002 ²
CHN	XU Y	XU Y	0020 / 0000 OUG	5:00
ALG	LATROUS L	XU Y	1001 / 0001 ¹ OUC	3:47
ITA	QUINTAVALLE	QUINTAVALLE G	0101 / 0001 ¹ OSG	5:00
GER	BOENISCH Y	QUINTAVALLE G	1010 / 0001 KTA	3:08
MGL	KHISHIGBAT	KHISHIGBAT EO	QUINTAVALLE G	0010 / 0001 ² P12
FRA	HAREL B	HAREL B	0101 ² / 0010 ¹ TGO	5:00
PRK	KYE SH	KYE SH	1001 / 0001 ¹ YOT	4:16
AUT	FILZMOSER S	HAREL B	QUINTAVALLE G	0010 / 0002 ² P29
TUN	JELASSI N	JELASSI N	0101 ³ / 0100 ¹ TOS	5:00
HAI	JEAN BAPTIS.	LUPETEY Y	1000 / 0000 USH	1:47
CUB	LUPETEY Y	LUPETEY Y	0111 / 0000 ¹ KTA	5:00
AUS	PEKLI M	PEKLI M	1011 / 0000 ¹ TOS	3:54
HUN	BACZKO B	BACZKO B	QUADROS K	1000 / 0000 OSG
BRA	QUADROS K	QUADROS K	0001 / 0000 ¹	4:20
ESP	FERNANDEZ I	FERNANDEZ I	GS	
ALG	LATROUS L	KOIVUMAKI N	0001 / 0000 ¹	1:33
FIN	KOIVUMAKI N	SATO A	1011 / 0000 YSG	3:00
JPN	SATO A	SATO A	GS	
GER	BOENISCH Y	BOENISCH Y	0110 / 0001 KSK	5:00
MGL	KHISHIGBAT	HAREL B	0001 / 0000 YGA	5:00
FRA	HAREL B	HAREL B	0110 ² / 0010 ² TNG	4:42
HUN	BACZKO B	BACZKO B	1011 / 0000 ¹ KKE	3:22
TUN	JELASSI N	JELASSI N	XU Y	1000 / 0101 OGA
CHN	XU Y	XU Y		

Legend: nnnnP/kkkkP VVV MM:SS GS
 nnnn: IPP, WAZ, YUK, and KOK for winner
 kkkk: IPP, WAZ, YUK, and KOK for loser
 P: Penalties (1,2,3,4 or H/X for direct Hansoku Make)
 VVV: Winning Technique
 MM:SS: Winning Time
 GS: Golden Score

Mat 1

Mat 2

CLASSIFICATION

1	QUINTAVALLE Giulia	ITA
2	GRAVENSTIJN Deborah	NED
3	QUADROS Katelyn	BRA
3	XU Yan	CHN
5	PEKLI Maria	AUS
5	HAREL Barbara	FRA
7	SATO Aiko	JPN
7	BACZKO Bernadett	HUN



RESULTS SUMMARY

成绩汇总 / RÉSUMÉ DES RÉSULTATS

Rank	Name	NOC Code
Gold	QUINTAVALLE Giulia	ITA
Silver	GRAVENSTIJN Deborah	NED
Bronze	QUADROS Ketleyn	BRA
Bronze	XU Yan	CHN
5th	PEKLI Maria	AUS
5th	HAREL Barbara	FRA
7th	SATO Aiko	JPN
7th	BACZKO Bernadett	HUN

Total number of judokas	22
Total number of contests	31
Total number of "Golden Score" contests	5

Wins by	IPPON	11	35.48 %
WAZA-ARI-AWASETE-IPPON	0	0.00 %	
WAZA-ARI	5	16.13 %	
YUKO	3	9.68 %	
KOKA	2	6.45 %	
HANSOKU-MAKE DIRECT	0	0.00 %	
HANSOKU-MAKE / 4 SHIDOS	0	0.00 %	
3 SHIDOS	1	3.23 %	
2 SHIDOS	3	9.68 %	
1 SHIDO	1	3.23 %	
YUSEI-GACHI (GOLDEN SCORE)	5	16.13 %	
HANTEI (GOLDEN SCORE)	0	0.00 %	
SOGO-GACHI	0	0.00 %	
KIKEN-GACHI	0	0.00 %	
FUSEN-GACHI	0	0.00 %	
MEDICAL	0	0.00 %	

The shortest contest: Number 31 - 1:00 QUADROS Ketleyn (BRA) wins SATO Aiko (JPN) Winning Technique: OSG



CONTEST LIST

对阵名单 / TABLEAU DE COMPÉTITION

Country	Competitor	Opponent	Result
ASA	A'ETONU S	von HARNIER A	1000 /0000 KTA 0:08
GER	von HARNIER	von HARNIER A	1001 /0000 ¹ KTA 2:40
MGL	TUMEN-OD B	TUMEN-OD B	1010 /0000 JGT 0:41
FRA	DECOSSE L	DECOSSE L	0011 /0000 KSK 5:00
SLO	ZOLNIR U	DECOSSE L	1011 /0000 JGT 0:41
ISR	SCHLESINGER	SCHLESINGER A	0011 /0000 KSK 5:00
MLT	BEZZINA M	SAIDI K	0200 /0000 TGM 4:59
ALG	SAIDI K	SAIDI K	0200 /0000 TGM 4:59
NED	WILLEBOORDSE	WILLEBOORDSE E	1100 /0001 ³ JGT 5:00
RUS	KOVAL V	WILLEBOORDSE E	0012 ³ 0010 ¹ MGA 5:00
PRK	WON OI	WON OI	0200 /0000 SON 1:52
ARG	KRUKOWER DY	WON OI	0020 ² 0010 ² KUG 5:00
AUS	ARLOVE C	KRUKOWER DY	1000 /0000 KTA 3:03
CUB	GONZALEZ D	GONZALEZ D	0010 /0000 MGA 5:00
GBR	CLARK S	HEILL C	1011 /0100 ¹ KUG 4:20
AUT	HEILL C	HEILL C	1011 /0100 ¹ KUG 4:20
FIN	YLINEN J	WANG CF	1011 /0000 ¹ DAB 3:58
TPE	WANG CF	WANG CF	1011 /0000 ¹ DAB 3:58
NEP	THAPA D	THAPA D	1000 /0000 TOS 0:22
VEN	BARRETO Y	BARRETO Y	1012 /0000 ¹ ISN 1:47
SEN	HANE C	BARRETO Y	1012 /0000 ¹ ISN 1:47
JPN	TANIMOTO A	TANIMOTO A	1000 /0000 YSG 1:00
BRA	BARBOSA D	KONG J	1000 /0100 UMA 2:30
KOR	KONG J	KONG J	1000 /0100 UMA 2:30
CHN	XU Y	XU Y	0100 /0012 ³ P29 5:00
SLO	ZOLNIR U	ZOLNIR U	1001 /0000 ¹ KGU 3:54
ISR	SCHLESINGER	ZOLNIR U	0200 /0000 KEG 2:50
GER	von HARNIER	von HARNIER	0200 /0000 KEG 2:50
ARG	KRUKOWER DY	WILLEBOORDSE E	0001 /0000 OGO 5:00
NED	WILLEBOORDSE	WILLEBOORDSE E	0230 /0000 KEG 4:30
CUB	GONZALEZ D	GONZALEZ D	0001 /0000 ¹ P29 2:06
AUT	HEILL C	HEILL C	0030 /0001 ² KUG 5:00
TPE	WANG CF	HEILL C	0030 /0001 ² KUG 5:00
VEN	BARRETO Y	BARRETO Y	0030 /0001 ² KUG 5:00
KOR	KONG J	BARRETO Y	1001 ³ 0100 ¹ JGT 4:57
PRK	WON OI	WON OI	0110 /0001 ISN 5:00

Number of Judokas: 25

Legend: nnnnP/kkkkP VVV MM:SS GS
 nnnn: IPP, WAZ, YUK, and KOK for winner
 kkkk: IPP, WAZ, YUK, and KOK for loser
 P: Penalties (1,2,3,4 or H/X for direct Hansoku Make)
 VVV: Winning Technique
 MM:SS: Winning Time
 GS: Golden Score

Mat 1

Mat 2

DECOSSE L
0211 /0000¹ OUG 4:07

TANIMOTO A
1000 /0000 UMA 1:26

CLASSIFICATION

1	TANIMOTO Ayumi	JPN
2	DECOSSE Lucie	FRA
3	WILLEBOORDSE Elisabeth	NED
3	WON Ok Im	PRK
5	GONZALEZ Driulis	CUB
5	HEILL Claudia	AUT
7	ZOLNIR Urska	SLO
7	BARRETO Ysis	VEN



RESULTS SUMMARY

成绩汇总 / RÉSUMÉ DES RÉSULTATS

Rank	Name	NOC Code
Gold	TANIMOTO Ayumi	JPN
Silver	DECOSSE Lucie	FRA
Bronze	WILLEBOORDSE Elisabeth	NED
Bronze	WON Ok Im	PRK
5th	GONZALEZ Driulis	CUB
5th	HEILL Claudia	AUT
7th	ZOLNIR Urska	SLO
7th	BARRETO Ysis	VEN

Total number of judokas	25
Total number of contests	33
Total number of "Golden Score" contests	1

Wins by	IPPON	18	54.55 %
	WAZA-ARI-AWASETE-IPPON	5	15.15 %
	WAZA-ARI	1	3.03 %
	YUKO	4	12.12 %
	KOKA	2	6.06 %
	HANSOKU-MAKE DIRECT	0	0.00 %
	HANSOKU-MAKE / 4 SHIDOS	0	0.00 %
	3 SHIDOS	1	3.03 %
	2 SHIDOS	1	3.03 %
	1 SHIDO	0	0.00 %
	YUSEI-GACHI (GOLDEN SCORE)	1	3.03 %
	HANTEI (GOLDEN SCORE)	0	0.00 %
	SOGO-GACHI	0	0.00 %
	KIKEN-GACHI	0	0.00 %
	FUSEN-GACHI	0	0.00 %
	MEDICAL	0	0.00 %

The shortest contest: Number 2 - 0:08 von HARNIER Anna (GER) wins A'ETONU Silulu (ASA) Winning Technique: KTA
--



RESULTS SUMMARY

成绩汇总 / RÉSUMÉ DES RÉSULTATS

Rank	Name	NOC Code
Gold	UENO Masae	JPN
Silver	HERNANDEZ Anaysi	CUB
Bronze	ROUSEY Ronda	USA
Bronze	BOSCH Edith	NED
5th	BOEHM Annett	GER
5th	IGLESIAS Leire	ESP
7th	MESZAROS Anett	HUN
7th	ALVEAR Yuri	COL

Total number of judokas	22
Total number of contests	32
Total number of "Golden Score" contests	2

Wins by	IPPON	19	59.38 %
	WAZA-ARI-AWASETE-IPPON	2	6.25 %
	WAZA-ARI	2	6.25 %
	YUKO	3	9.38 %
	KOKA	0	0.00 %
	HANSOKU-MAKE DIRECT	0	0.00 %
	HANSOKU-MAKE / 4 SHIDOS	0	0.00 %
	3 SHIDOS	0	0.00 %
	2 SHIDOS	2	6.25 %
	1 SHIDO	2	6.25 %
	YUSEI-GACHI (GOLDEN SCORE)	2	6.25 %
	HANTEI (GOLDEN SCORE)	0	0.00 %
	SOGO-GACHI	0	0.00 %
	KIKEN-GACHI	0	0.00 %
	FUSEN-GACHI	0	0.00 %
	MEDICAL	0	0.00 %

The shortest contest:
Number 20 - 0:05
HERNANDEZ Anaysi (CUB) wins SCAPIN Ylenia (ITA)
Winning Technique: SON



CONTEST LIST

对阵名单 / TABLEAU DE COMPÉTITION

		Number of Judokas: 21		Legend: nnnnP/kkkkP VVV MM:SS GS	
				nnnn: IPP, WAZ, YUK, and KOK for winner	
				kkkk: IPP, WAZ, YUK, and KOK for loser	
				P: Penalties (1,2,3,4 or H/X for direct Hansoku Make)	
				VVV: Winning Technique	
				MM:SS Winning Time	
				GS Golden Score	
AUS	GRANT S	GRANT S			
CAN	LEVESQUE M	LEVESQUE M	1000 /0000 OSG 1:10		
MGL	PUREVJARGAL	PUREVJARGAL L		YANG X	
CHN	YANG X	YANG X	1021 /0000 ¹ KIG 3:44	1000 /0000 ISN 2:02	
KGZ	PROSKURAKOVA		1000 /0000 ISN 0:52		
ITA	MORICO L	MORICO L			YANG X
JPN	NAKAZAWA S	NAKAZAWA S	0010 /0001 ² 5:00		1031 /0000 ¹ OSG 4:56
BRA	SILVA E	SILVA E		SAN MIGUEL E	
RUS	MOSKALYUK V	SAN MIGUEL E	0011 /0010 ¹ ISN 5:00	0220 /0011 KEG 5:00	
ESP	SAN MIGUEL E		0002 /0000 ¹ KUG 5:00		
GER	WOLLERT H	WOLLERT H	0011 /0010 ¹ ISN 5:00		YANG X
UKR	PRYSHCHEPA M		1000 /0000 OUC 0:37		HANTEI-GACHI
NGR	YUSUF V	YUSUF V		JEONG G	
GBR	ROGERS M	ROGERS M		1002 /0000 ¹ ISN 2:55	
KOR	JEONG G	JEONG G	0001 /0000 MGA 5:00		
KAZ	ABIKEYEVA S	CASTILLO Y	1021 /0000 ¹ YSG 2:56		CASTILLO Y
CUB	CASTILLO Y		1000 /0000 KTA 0:13		0001 /0000 ¹ P29 5:00
IND	DIVIYA	DIVIYA		CASTILLO Y	
TUN	MILED H	MILED H		0030 /0000 ² MGA 5:00	
FRA	POSSAMAI S	POSSAMAI S	1010 /0012 OTG 4:35		
ARG	BRICENO L		0001 /0000 ¹ P29 5:00		
KGZ	PROSKURAKOVA	PUREVJARGAL L	0230 /0000 ³ KSH 4:34		
MGL	PUREVJARGAL	PUREVJARGAL L	0110 /0101 ² 5:00		
RUS	MOSKALYUK V	SILVA E	0021 /0000 ¹ UNA 5:00		SILVA E
BRA	SILVA E	SILVA E	1101 /0000 SUG 2:41		1131 /0010 ¹ MGA 3:58
ITA	MORICO L			KOR	JEONG G
GBR	ROGERS M	ROGERS M			JEONG G
GER	WOLLERT H	WOLLERT H	0010 /0001 ² P12 5:00		1010 /0000 KSH 2:39
KAZ	ABIKEYEVA S	ABIKEYEVA S	1010 /0000 ⁴ P16 3:29		
IND	DIVIYA	POSSAMAI S	0200 /0000 KAG 0:41		
FRA	POSSAMAI S	POSSAMAI S	1010 /0001 ² JGT 4:22		POSSAMAI S
		ESP	SAN MIGUEL E		0100 /0010 KOU 5:00

CLASSIFICATION		
1	YANG Xiuli	CHN
2	CASTILLO Yalennis	CUB
3	JEONG Gyeongmi	KOR
3	POSSAMAI Stephanie	FRA
5	SILVA Edinanci	BRA
5	SAN MIGUEL Esther	ESP
7	PUREVJARGAL Lkhamdegd	MGL
7	WOLLERT Heide	GER



RESULTS SUMMARY

成绩汇总 / RÉSUMÉ DES RÉSULTATS

Rank	Name	NOC Code
Gold	YANG Xiuli	CHN
Silver	CASTILLO Yalennis	CUB
Bronze	JEONG Gyeongmi	KOR
Bronze	POSSAMAI Stephanie	FRA
5th	SILVA Edinanci	BRA
5th	SAN MIGUEL Esther	ESP
7th	PUREVJARGAL Lkhamdegd	MGL
7th	WOLLERT Heide	GER

Total number of judokas	21
Total number of contests	31
Total number of "Golden Score" contests	1

Wins by	IPPON	14	45.16 %
	WAZA-ARI-AWASETE-IPPON	2	6.45 %
	WAZA-ARI	1	3.23 %
	YUKO	2	6.45 %
	KOKA	2	6.45 %
	HANSOKU-MAKE DIRECT	0	0.00 %
	HANSOKU-MAKE / 4 SHIDOS	1	3.23 %
	3 SHIDOS	0	0.00 %
	2 SHIDOS	3	9.68 %
	1 SHIDO	4	12.90 %
	YUSEI-GACHI (GOLDEN SCORE)	0	0.00 %
	HANTEI (GOLDEN SCORE)	1	3.23 %
	SOGO-GACHI	1	3.23 %
	KIKEN-GACHI	0	0.00 %
	FUSEN-GACHI	0	0.00 %
	MEDICAL	0	0.00 %

The shortest contest: Number 14 - 0:13 CASTILLO Yalennis (CUB) wins DIVIYA (IND) Winning Technique: KTA
--



CONTEST LIST

对阵名单 / TABLEAU DE COMPÉTITION

Country	Name	Opponent	Result
GER	KOEPPEN S	KOEPPEN S	
ITA	TORRENTI M	SHEPHERD J	0110 /0000 SON 5:00
AUS	SHEPHERD J	SHEPHERD J	0001 /0000 ¹ P29 5:00
EGY	RAMADAN S	RAMADAN S	
CUB	ORTIZ I	ORTIZ I	1110 /0000 ² ISN 4:41
UKR	PROKOF'YEVA	PROKOF'YEVA M	
CHN	TONG W	TONG W	1000 /0000 YSG 2:05
RUS	DONGUZASHVI.	TONG W	1000 /0000 SMK 0:49
KOR	KIM N	KIM N	0011 /0000 ¹ YSG 2:00
ECU	CHALA C	CHEIKH ROUHOU N	0011 /0000 ¹ OSG 5:00
TUN	CHEIKH ROUH.	CHEIKH ROUHOU N	1000 /0000 KSH 1:07 GS
UZB	SHEKEROVA M	MONDIERE AS	0200 /0000 ³ OGA 4:53
FRA	MONDIERE AS	TSUKADA M	1000 /0001 OSG 3:20
JPN	TSUKADA M	TSUKADA M	1000 /0000 YSG 1:24
MEX	ZAMBOTTI V	ZAMBOTTI V	0021 /0000 ¹ SON 5:00
GBR	BRYANT K	BRYANT K	
NED	UILENHOED C	UILENHOED C	
MGL	DORJGOTOV T	DORJGOTOV T	0010 /0001 ² P29 5:00
KAZ	ISSANOVA G	ISSANOVA G	0101 /0001 ¹ ISN 5:00
POL	SADKOWSKA U	POLAVDER L	1000 /0001 KHJ 2:44
SLO	POLAVDER L	POLAVDER L	
EGY	RAMADAN S	RAMADAN S	1000 /0000 YSG 1:39
AUS	SHEPHERD J	SHEPHERD J	
RUS	DONGUZASHVI.	DONGUZASHVILI T	0010 /0000 ² P29 5:00
UKR	PROKOF'YEVA	PROKOF'YEVA	
KOR	KIM N	KIM N	0200 /0000 KEG 3:30
FRA	MONDIERE AS	MONDIERE AS	1010 /0000 ISN 4:20
MEX	ZAMBOTTI V	ZAMBOTTI V	
KAZ	ISSANOVA G	ISSANOVA G	1000 /0000 TGO 1:04
MGL	DORJGOTOV T	DORJGOTOV T	1000 /0000 OSG 3:44
CUB	ORTIZ I	ORTIZ I	1000 /0000 OGO 1:18

Number of Judokas: 21

Legend: nnnnP/kkkkP VVV MM:SS GS
 nnnn: IPP, WAZ, YUK, and KOK for winner
 kkkk: IPP, WAZ, YUK, and KOK for loser
 P: Penalties (1,2,3,4 or H/X for direct Hansoku Make)
 VVV: Winning Technique
 MM:SS: Winning Time
 GS: Golden Score

Mat 1

Mat 2

CLASSIFICATION

1	TONG Wen	CHN
2	TSUKADA Maki	JPN
3	POLAVDER Lucija	SLO
3	ORTIZ Idalys	CUB
5	KIM Nayoung	KOR
5	DORJGOTOV Tserenkhand	MGL
7	RAMADAN Samah	EGY
7	MONDIERE Anne-Sophie	FRA



RESULTS SUMMARY

成绩汇总 / RÉSUMÉ DES RÉSULTATS

Rank	Name	NOC Code
Gold	TONG Wen	CHN
Silver	TSUKADA Maki	JPN
Bronze	POLAVDER Lucija	SLO
Bronze	ORTIZ Idalys	CUB
5th	KIM Nayoung	KOR
5th	DORJGOTOV Tserenkhand	MGL
7th	RAMADAN Samah	EGY
7th	MONDIERE Anne-Sophie	FRA

Total number of judokas	21
Total number of contests	29
Total number of "Golden Score" contests	1

Wins by	IPPON	17	58.62 %
	WAZA-ARI-AWASETE-IPPON	1	3.45 %
	WAZA-ARI	2	6.90 %
	YUKO	3	10.34 %
	KOKA	0	0.00 %
	HANSOKU-MAKE DIRECT	0	0.00 %
	HANSOKU-MAKE / 4 SHIDOS	0	0.00 %
	3 SHIDOS	0	0.00 %
	2 SHIDOS	2	6.90 %
	1 SHIDO	2	6.90 %
	YUSEI-GACHI (GOLDEN SCORE)	1	3.45 %
	HANTEI (GOLDEN SCORE)	0	0.00 %
	SOGO-GACHI	1	3.45 %
	KIKEN-GACHI	0	0.00 %
	FUSEN-GACHI	0	0.00 %
	MEDICAL	0	0.00 %

The shortest contest: Number 3 - 0:49 TONG Wen (CHN) wins DONGUZASHVILI Tea (RUS) Winning Technique: SMK



MEDAL STANDINGS As of 15 AUG 2008
奖牌榜 / CLASSEMENT PAR MÉDAILLES

AFTER 14 OF 14 WEIGHT CATEGORIES

Rank	NOC	Men				Women				Total				Rank By Total
		G	S	B	Tot	G	S	B	Tot	G	S	B	Tot	
1	JPN - Japan	2			2	2	1	2	5	4	1	2	7	1
2	CHN - People's Republic of China					3		1	4	3		1	4	=4
3	KOR - Korea	1	2		3			1	1	1	2	1	4	=4
4	AZE - Azerbaijan	1		1	2					1		1	2	=9
5	GEO - Georgia	1			1					1			1	=12
5	GER - Germany	1			1					1			1	=12
5	ITA - Italy					1			1	1			1	=12
5	MGL - Mongolia	1			1					1			1	=12
5	ROU - Romania					1			1	1			1	=12
10	CUB - Cuba			2	2		3	1	4		3	3	6	2
11	FRA - France		1	1	2		1	1	2		2	2	4	=4
12	NED - Netherlands			2	2		1	2	3		1	4	5	3
13	PRK - DPR Korea			1	1		1	1	2		1	2	3	=7
14	ALG - Algeria		1		1			1	1		1	1	2	=9
14	UZB - Uzbekistan		1	1	2						1	1	2	=9
16	AUT - Austria		1		1						1		1	=12
16	KAZ - Kazakhstan		1		1						1		1	=12
18	BRA - Brazil			2	2			1	1			3	3	=7
19	ARG - Argentina							1	1			1	1	=12
19	EGY - Egypt			1	1							1	1	=12
19	SLO - Slovenia							1	1			1	1	=12
19	SUI - Switzerland			1	1							1	1	=12
19	TJK - Tajikistan			1	1							1	1	=12
19	UKR - Ukraine			1	1							1	1	=12
19	USA - United States of America							1	1			1	1	=12
Total:		7	7	14	28	7	7	14	28	14	14	28	56	

Legend:

= Equal sign indicates that two or more NOCs share the same rank by total

B Bronze

G Gold

S Silver

Tot Total



RESULTS SUMMARY BY NOC As of 15 AUG 2008
NOC成绩汇总 / RÉSUMÉ DES RÉSULTATS PAR CNO

NOC	Gender	Name	Weight Category	Total Contests	Won	Lost	Result
ALB - Albania							
	Men	TOPALLI Edmond	-81 kg	1	0	1	
ALG - Algeria							
	Men	REBAHI Omar	-60 kg	1	0	1	
		BENAMADI Mounir	-66 kg	2	1	1	
		MERIDJA Amar	-73 kg	1	0	1	
		BENIKHLEF Amar	-90 kg	5	4	1	Silver
		AZZOUN Hassane	-100 kg	2	0	2	
	Women	MOUSSA Meriem	-48 kg	2	1	1	
		HADDAD Soraya	-52 kg	5	4	1	Bronze
		LATROUS Lila	-57 kg	2	0	2	
		SAIDI Kahina	-63 kg	2	1	1	
		OUERDANE Rachida	-70 kg	3	1	2	
AND - Andorra							
	Men	GARCIA GONZALEZ Daniel	-66 kg	2	0	2	
ARG - Argentina							
	Men	ALBARRACIN Miguel Angel	-60 kg	2	0	2	
		BERTOLOTTI Mariano Daniel	-73 kg	1	0	1	
		LUCENTI Emmanuel	-81 kg	1	0	1	
		ROSATI Diego	-90 kg	4	2	2	
		COSTA Eduardo	-100 kg	2	1	1	
		LOPEZ Sandro	+100 kg	1	0	1	
		Women	PARETO Paula Belen	-48 kg	5	4	1
	KRUKOWER Daniela Yael		-63 kg	3	1	2	
	BRICENO Lorena		-78 kg	1	0	1	
ARM - Armenia							
	Men	DAVTYAN Hovhannes	-60 kg	2	1	1	
		NAZARYAN Armen	-66 kg	1	0	1	
ARU - Aruba							
	Men	VIS Fiderd	-81 kg	1	0	1	
ASA - American Samoa							
	Women	A'ETONU Silulu	-63 kg	1	0	1	



RESULTS SUMMARY BY NOC As of 15 AUG 2008
NOC成绩汇总 / RÉSUMÉ DES RÉSULTATS PAR CNO

NOC	Gender	Name	Weight Category	Total Contests	Won	Lost	Result
AUS - Australia							
	Men	D'AQUINO Matthew	-60 kg	1	0	1	
		BROWN Steven	-66 kg	1	0	1	
		IVERSON Dennis	-73 kg	1	0	1	
		ANTHONY Mark	-81 kg	1	0	1	
		KELLY Daniel	-90 kg	1	0	1	
		CELOTTI Matt	-100 kg	1	0	1	
		PEPIC Semir	+100 kg	1	0	1	
	Women	DAY Tiffany	-48 kg	1	0	1	
		RYDER Kristie-Anne	-52 kg	1	0	1	
		PEKLI Maria	-57 kg	4	2	2	5th
		ARLOVE Catherine	-63 kg	1	0	1	
		GRANT Stephanie	-78 kg	1	0	1	
		SHEPHERD Janelle	+78 kg	4	2	2	
AUT - Austria							
	Men	PAISCHER Ludwig	-60 kg	5	4	1	Silver
	Women	FILZMOSER Sabrina	-57 kg	1	0	1	
		HEILL Claudia	-63 kg	5	3	2	5th
AZE - Azerbaijan							
	Men	GASIMOV Ramil	-66 kg	1	0	1	
		MAMMADLI Elnur	-73 kg	5	5	0	Gold
		AZIZOV Mehman	-81 kg	2	0	2	
		MAMMADOV Elkhan	-90 kg	4	2	2	
		MIRALIYEV Movlud	-100 kg	5	4	1	Bronze
	Women	GASIMOVA Kifayat	-57 kg	1	0	1	
BEL - Belgium							
	Men	van TICHELT Dirk	-73 kg	5	3	2	5th
	Women	HEYLEN Ilse	-52 kg	5	3	2	7th
		JACQUES Catherine	-70 kg	1	0	1	
BIH - Bosnia & Herzegovina							
	Men	MEKIC Amel	-100 kg	4	2	2	
BLR - Belarus							
	Men	SEMENOV Konstantin	-73 kg	3	1	2	
		SHUNDIKOV Sergei	-81 kg	2	0	2	
		KAZUSENOK Andrei	-90 kg	5	3	2	7th
		RYBAK Yury	+100 kg	2	1	1	



RESULTS SUMMARY BY NOC As of 15 AUG 2008
NOC成绩汇总 / RÉSUMÉ DES RÉSULTATS PAR CNO

NOC	Gender	Name	Weight Category	Total Contests	Won	Lost	Result
BRA - Brazil							
	Men	LOURENCO Denilson	-60 kg	2	1	1	
		DERLY Joao	-66 kg	2	1	1	
		GUILHEIRO Leandro	-73 kg	6	5	1	Bronze
		CAMILO Tiago	-81 kg	6	5	1	Bronze
		SANTOS Eduardo	-90 kg	5	3	2	7th
		CORREA Luciano	-100 kg	3	1	2	
		SCHLITTLER Joao	+100 kg	5	3	2	7th
	Women	MENEZES Sarah	-48 kg	1	0	1	
		FERNANDES Andressa	-52 kg	1	0	1	
		QUADROS Kettleyn	-57 kg	5	4	1	Bronze
		BARBOSA Danielli	-63 kg	1	0	1	
		SILVA Mayra	-70 kg	1	0	1	
		SILVA Edinanci	-78 kg	5	3	2	5th
BUR - Burkina Faso							
	Women	OUELOGO K Hanatou	-48 kg	1	0	1	
CAN - Canada							
	Men	WILL Frazer	-60 kg	4	2	2	7th
		MEHMEDOVIC Sasha	-66 kg	4	2	2	
		TRITTON Nicholas	-73 kg	1	0	1	
		MORGAN Keith Laurence	-100 kg	2	1	1	
	Women	LEVESQUE Marylise	-78 kg	3	1	2	
CHI - Chile							
	Men	NOVOA Felipe	-66 kg	1	0	1	
CHN - People's Republic of China							
	Men	LIU Renwang	-60 kg	2	1	1	
		WU Ritubilige	-66 kg	1	0	1	
		SI Rijigawa	-73 kg	4	2	2	
		GUO Lei	-81 kg	2	1	1	
		HE Yanzhu	-90 kg	1	0	1	
		SHAO Ning	-100 kg	1	0	1	
		PAN Song	+100 kg	2	1	1	
	Women	WU Shugen	-48 kg	3	1	2	
		XIAN Dongmei	-52 kg	4	4	0	Gold
		XU Yan	-57 kg	5	4	1	Bronze
		XU Yuhua	-63 kg	1	0	1	
		WANG Juan	-70 kg	3	1	2	
		YANG Xiuli	-78 kg	5	5	0	Gold
		TONG Wen	+78 kg	5	5	0	Gold
CMR - Cameroon							
	Men	MOUSSIMA Franck Martial	-100 kg	2	1	1	
COD - Democratic Republic of the Congo							
	Men	KIBANZA Eric	-73 kg	2	0	2	



RESULTS SUMMARY BY NOC As of 15 AUG 2008
NOC成绩汇总 / RÉSUMÉ DES RÉSULTATS PAR CNO

NOC	Gender	Name	Weight Category	Total Contests	Won	Lost	Result
COL - Colombia							
	Men	VALLES Mario	-81 kg	4	2	2	
	Women	ALVEAR Yuri	-70 kg	4	2	2	7th
CUB - Cuba							
	Men	PIKER Yosmani	-60 kg	1	0	1	
		ARENCIBIA Yordanis	-66 kg	5	4	1	Bronze
		GIRONES Ronald	-73 kg	1	0	1	
		CARDENAS Oscar	-81 kg	2	1	1	
		GONZALEZ Asley	-90 kg	2	0	2	
		DESPAIGNE Oreydis	-100 kg	2	1	1	
		BRAYSON Oscar	+100 kg	5	4	1	Bronze
		Women	BERMOY Yanet	-48 kg	5	4	1
	MESTRE Yagnelys		-52 kg	2	0	2	
	LUPETEY Yurisleydis		-57 kg	2	1	1	
	GONZALEZ Driulis		-63 kg	4	2	2	5th
	HERNANDEZ Anaysi		-70 kg	4	3	1	Silver
	CASTILLO Yalennis		-78 kg	5	4	1	Silver
	ORTIZ Idalys		+78 kg	4	3	1	Bronze
CZE - Czech Republic							
	Men	PETRIKOV Pavel	-60 kg	2	1	1	
		JEZEK Jaromir	-73 kg	1	0	1	
DOM - Dominican Republic							
	Men	JACINTO JIMENEZ Juan	-66 kg	2	0	2	
		DIEK Teofilo	-100 kg	1	0	1	
	Women	GARCIA Maria	-52 kg	2	1	1	
ECU - Ecuador							
	Men	IBANEZ Roberto	-66 kg	1	0	1	
	Women	MIRANDA Glenda	-48 kg	2	0	2	
		CHALA Carmen	+78 kg	1	0	1	
EGY - Egypt							
	Men	EL HADY Aheen	-66 kg	5	3	2	7th
		MESBAH Hesham	-90 kg	5	4	1	Bronze
		EL SHEHABY Islam	+100 kg	3	1	2	
	Women	RAMADAN Samah	+78 kg	3	1	2	7th
ESA - El Salvador							
	Men	CISNEROS Franklin	-81 kg	1	0	1	
ESP - Spain							
	Men	PENAS Oscar	-66 kg	1	0	1	
		ALARZA David	-90 kg	3	1	2	
	Women	CARRASCOSA Ana	-52 kg	4	2	2	7th
		FERNANDEZ Isabel	-57 kg	3	1	2	
		IGLESIAS Leire	-70 kg	6	4	2	5th
		SAN MIGUEL Esther	-78 kg	5	3	2	5th



RESULTS SUMMARY BY NOC As of 15 AUG 2008
NOC成绩汇总 / RÉSUMÉ DES RÉSULTATS PAR CNO

NOC	Gender	Name	Weight Category	Total Contests	Won	Lost	Result
EST - Estonia							
	Men	PADAR Martin	+100 kg	2	1	1	
FIJ - Fiji							
	Women	RASOKISOKI Sisilia	-70 kg	2	0	2	
FIN - Finland							
	Women	KOIVUMAKI Nina	-57 kg	3	1	2	
		YLINEN Johanna	-63 kg	1	0	1	
FRA - France							
	Men	DRAGIN Dimitri	-60 kg	5	3	2	5th
		DARBELET Benjamin	-66 kg	5	4	1	Silver
		RODRIGUEZ Anthony	-81 kg	1	0	1	
		DAFREVILLE Yves-Matthieu	-90 kg	5	3	2	5th
		DEMONTFAUCON Frederic	-100 kg	1	0	1	
		RINER Teddy	+100 kg	6	5	1	Bronze
	Women	JOSSINET Frederique	-48 kg	1	0	1	
		la RIZZA Audrey	-52 kg	1	0	1	
		HAREL Barbara	-57 kg	5	3	2	5th
		DECOSSE Lucie	-63 kg	5	4	1	Silver
		EMANE Gevrise	-70 kg	1	0	1	
		POSSAMAI Stephanie	-78 kg	6	5	1	Bronze
		MONDIERE Anne-Sophie	+78 kg	4	2	2	7th
GAB - Gabon							
	Women	ILENDU Sandrine	-48 kg	1	0	1	
GBR - Great Britain							
	Men	FALLON Craig	-60 kg	5	3	2	7th
		BURTON Euan	-81 kg	5	3	2	7th
		GORDON Winston	-90 kg	1	0	1	
		COUSINS Peter	-100 kg	1	0	1	
	Women	CLARK Sarah	-63 kg	1	0	1	
		ROGERS Michelle	-78 kg	2	0	2	
		BRYANT Karina	+78 kg	1	0	1	
GEO - Georgia							
	Men	KHERGIANI Nestor	-60 kg	2	0	2	
		KEDELASHVILI Zaza	-66 kg	1	0	1	
		KEVKHISHVILI David	-73 kg	2	1	1	
		GAVASHELISHVILI Saba	-81 kg	1	0	1	
		TSIREKIDZE Irakli	-90 kg	4	4	0	Gold
		ZHORZHOLIANI Levan	-100 kg	6	4	2	5th
		GUJEJIANI Lasha	+100 kg	5	3	2	5th



RESULTS SUMMARY BY NOC As of 15 AUG 2008
NOC成绩汇总 / RÉSUMÉ DES RÉSULTATS PAR CNO

NOC	Gender	Name	Weight Category	Total Contests	Won	Lost	Result
GEQ - Equatorial Guinea							
	Men	MBA NCHAMA Jose	-81 kg	1	0	1	
GER - Germany							
	Men	BISCHOF Ole	-81 kg	5	5	0	Gold
		PINSKE Michael	-90 kg	1	0	1	
		BEHRLA Benjamin	-100 kg	4	2	2	
		TOLZER Andreas	+100 kg	3	1	2	
	Women	BASCHIN Michaela	-48 kg	3	1	2	5th 7th
		TARANGUL Romy	-52 kg	3	1	2	
		BOENISCH Yvonne	-57 kg	3	1	2	
		von HARNIER Anna	-63 kg	4	2	2	
		BOEHM Annett	-70 kg	5	3	2	
		WOLLERT Heide	-78 kg	5	3	2	
		KOEPPEN Sandra	+78 kg	1	0	1	
GRE - Greece							
	Men	ALEXANIDIS Lavrentios	-60 kg	3	1	2	
		ZINTIRIDIS Tariel	-66 kg	1	0	1	
		ILIADIS Ilias	-90 kg	1	0	1	
GUM - Guam							
	Men	BLAS JR Ricardo	+100 kg	2	0	2	
HAI - Haiti							
	Men	BRUTUS Joel	+100 kg	1	0	1	
	Women	JEAN BAPTISTE Ange Mercie	-57 kg	1	0	1	
HUN - Hungary							
	Men	UNGVARI Miklos	-66 kg	3	2	1	7th
		HADFI Daniel	-100 kg	5	3	2	
		BOR Barna	+100 kg	1	0	1	
	Women	CSERNOVICZKI Eva	-48 kg	4	2	2	7th
		BACZKO Bernadett	-57 kg	3	1	2	7th
		MESZAROS Anett	-70 kg	4	2	2	7th
IND - India							
	Women	DEVI Khumujam Tombi	-48 kg	1	0	1	
		DIVIYA	-78 kg	2	0	2	
IRI - Islamic Republic of Iran							
	Men	AKHONDZADEH Masoud	-60 kg	4	2	2	5th
		MIRE SMAEILI Arash	-66 kg	4	2	2	
		MALOMAT Ali	-73 kg	5	3	2	
		MALEK MOHAMMADI Hamed	-81 kg	2	1	1	
		GHOMI Hossein	-90 kg	1	0	1	
		RODAKI Mohammad Reza	+100 kg	6	4	2	
ISL - Iceland							
	Men	JONSSON Thormodur Arni	+100 kg	2	1	1	



RESULTS SUMMARY BY NOC As of 15 AUG 2008
NOC成绩汇总 / RÉSUMÉ DES RÉSULTATS PAR CNO

NOC	Gender	Name	Weight Category	Total Contests	Won	Lost	Result
ISR - Israel							
	Men	YEKUTIEL Gal	-60 kg	6	4	2	5th
		ZEEVI Arik	-100 kg	3	1	2	
	Women	SCHLESINGER Alice	-63 kg	2	0	2	
ITA - Italy							
	Men	CASALE Giovanni Nicola	-66 kg	5	3	2	7th
		MADDALONI Giuseppe	-81 kg	3	1	2	
		MELONI Roberto	-90 kg	4	2	2	
		BIANCHESSI Paolo	+100 kg	3	1	2	
	Women	QUINTAVALLE Giulia	-57 kg	5	5	0	Gold
		SCAPIN Ylenia	-70 kg	3	1	2	
		MORICO Lucia	-78 kg	3	1	2	
		TORRENTI Michela	+78 kg	1	0	1	
JPN - Japan							
	Men	HIRAOKA Hiroaki	-60 kg	1	0	1	Gold 7th
		UCHISHIBA Masato	-66 kg	5	5	0	
		KANAMARU Yusuke	-73 kg	4	2	2	
		ONO Takashi	-81 kg	1	0	1	
		IZUMI Hiroshi	-90 kg	2	1	1	
		SUZUKI Keiji	-100 kg	2	0	2	
		ISHII Satoshi	+100 kg	5	5	0	
	Women	TANI Ryoko	-48 kg	5	4	1	Bronze
		NAKAMURA Misato	-52 kg	4	3	1	Bronze
		SATO Aiko	-57 kg	4	2	2	7th
		TANIMOTO Ayumi	-63 kg	4	4	0	Gold
		UENO Masae	-70 kg	5	5	0	Gold
		NAKAZAWA Sae	-78 kg	1	0	1	
		TSUKADA Maki	+78 kg	4	3	1	Silver
KAZ - Kazakhstan							
	Men	UTARBAYEV Salamat	-60 kg	1	0	1	Silver
		IBRAGIMOV Rinat	-73 kg	2	0	2	
		ZHITKEYEV Askhat	-100 kg	5	4	1	
		IKHSANGALIYEV Yeldos	+100 kg	2	1	1	
	Women	NURGAZINA Kelbet	-48 kg	4	2	2	5th
		KALIYEVA Sholpan	-52 kg	5	3	2	
		URALBAYEVA Gulzat	-57 kg	1	0	1	
		ZHANZUNOVA Zhanar	-70 kg	1	0	1	
		ABIKEYEVA Sagat	-78 kg	3	1	2	
		ISSANOVA Gulzhan	+78 kg	3	1	2	
KGZ - Kyrgyzstan							
	Men	DZHANAGULOV Talant	+100 kg	1	0	1	
	Women	PROSKURAKOVA Elena	-78 kg	2	0	2	



RESULTS SUMMARY BY NOC As of 15 AUG 2008
NOC成绩汇总 / RÉSUMÉ DES RÉSULTATS PAR CNO

NOC	Gender	Name	Weight Category	Total Contests	Won	Lost	Result
KOR - Korea							
	Men	CHOI Minho	-60 kg	5	5	0	Gold
		KIM Joojin	-66 kg	1	0	1	
		WANG Kichun	-73 kg	5	4	1	Silver
		KIM Jaebum	-81 kg	5	4	1	Silver
		CHOI Sunho	-90 kg	1	0	1	
		JANG Sunggho	-100 kg	5	3	2	7th
		KIM Sungbum	+100 kg	2	1	1	
	Women	KIM Youngran	-48 kg	3	1	2	
		KIM Kyungok	-52 kg	5	3	2	5th
		KANG Sinyoung	-57 kg	1	0	1	
		KONG Jayoung	-63 kg	4	2	2	
		PARK Kayeon	-70 kg	2	0	2	
		JEONG Gyeongmi	-78 kg	4	3	1	Bronze
		KIM Nayoung	+78 kg	5	3	2	5th
KUW - Kuwait							
	Men	ALENEZI Talal	-100 kg	2	0	2	
LAT - Latvia							
	Men	ZELONIJS Vsevolods	-73 kg	1	0	1	
		BORODAVKO Jevgenijs	-90 kg	1	0	1	
LBA - Libya							
	Men	BEN SALEH Mohamed	-100 kg	1	0	1	
LIB - Lebanon							
	Men	HACHACHE Rudy	+100 kg	3	1	2	
LTU - Lithuania							
	Men	TECHOV Albert	-60 kg	1	0	1	
LUX - Luxembourg							
	Women	MULLER Marie	-52 kg	3	1	2	
MAD - Madagascar							
	Men	NORBERT Elie	-60 kg	1	0	1	
MAR - Morocco							
	Men	AHAMDI Younes	-60 kg	2	0	2	
		RGUIG Rachid	-66 kg	2	0	2	
		ATTAF Safouane	-81 kg	2	1	1	
		EL ASSRI Mohamed	-90 kg	3	1	2	
MDA - Republic of Moldova							
	Men	TOMA Sergiu	-73 kg	1	0	1	
MEX - Mexico							
	Men	MARTINEZ Arturo	-100 kg	1	0	1	
	Women	ZAMBOTTI Vanessa	+78 kg	3	1	2	



RESULTS SUMMARY BY NOC As of 15 AUG 2008
NOC成绩汇总 / RÉSUMÉ DES RÉSULTATS PAR CNO

NOC	Gender	Name	Weight Category	Total Contests	Won	Lost	Result
MGL - Mongolia							
	Men	HASHBAATAR Tsagaanbaatar	-60 kg	1	0	1	
		GANTUMUR Dashdavaa	-73 kg	4	2	2	
		DAMDINSUREN Nyamkhuu	-81 kg	5	3	2	5th
		NAIDAN Tuvshinbayar	-100 kg	5	5	0	Gold
		MAKHGAL Bayarjavkhlán	+100 kg	1	0	1	
	Women	MUNKHBAATAR Bundmaa	-52 kg	1	0	1	
		KHISHIGBAT Erdenet-Od	-57 kg	2	0	2	
		TUMEN-OD Battugs	-63 kg	1	0	1	
		PUREVJARGAL Lkhamdegd	-78 kg	4	2	2	7th
		DORJGOTOV Tserenkhand	+78 kg	5	3	2	5th
MLT - Malta							
	Women	BEZZINA Marcon	-63 kg	1	0	1	
MNE - Montenegro							
	Men	MRVALJEVIC Srdjan	-81 kg	5	3	2	
MON - Monaco							
	Men	SICCARDI Yann	-60 kg	1	0	1	
MOZ - Mozambique							
	Men	MADEIRA Edson	-66 kg	1	0	1	
NED - Netherlands							
	Men	HOUKES Ruben	-60 kg	5	4	1	Bronze
		ELMONT Dex	-66 kg	2	1	1	
		ELMONT Guillaume	-81 kg	5	3	2	5th
		HUIZINGA Mark	-90 kg	2	1	1	
		GROL Henk	-100 kg	5	4	1	Bronze
		van der GEEST Dennis	+100 kg	1	0	1	
	Women	GRAVENSTIJN Deborah	-57 kg	4	3	1	Silver
		WILLEBOORDSE Elisabeth	-63 kg	6	5	1	Bronze
		BOSCH Edith	-70 kg	5	4	1	Bronze
		UILENHOED Carola	+78 kg	1	0	1	
NEP - Nepal							
	Women	THAPA Devu	-63 kg	1	0	1	
NGR - Nigeria							
	Women	YUSUF Vivian	-78 kg	1	0	1	
PER - Peru							
	Men	ZEGARRA Carlos	+100 kg	3	1	2	



RESULTS SUMMARY BY NOC As of 15 AUG 2008
NOC成绩汇总 / RÉSUMÉ DES RÉSULTATS PAR CNO

NOC	Gender	Name	Weight Category	Total Contests	Won	Lost	Result
POL - Poland							
	Men	ADAMIEC Tomasz	-66 kg	1	0	1	
		WILKOMIRSKI Krzysztof	-73 kg	2	1	1	
		KRAWCZYK Robert	-81 kg	5	3	2	7th
		MATYJASZEK Przemyslaw	-100 kg	6	4	2	5th
		WOJNAROWICZ Janusz	+100 kg	3	1	2	
	Women	PILOCIK Katarzyna	-70 kg	1	0	1	
		SADKOWSKA Urszula	+78 kg	1	0	1	
POR - Portugal							
	Men	DIAS Pedro	-66 kg	4	2	2	
		PINA Joao	-73 kg	3	1	2	
		NETO Joao	-81 kg	5	3	2	
	Women	HORMIGO Ana	-48 kg	4	2	2	7th
		MONTEIRO Telma	-52 kg	3	1	2	
PRK - DPR Korea							
	Men	KIM Kyong Jin	-60 kg	4	2	2	
		PAK Chol Min	-66 kg	5	4	1	Bronze
		KIM Chol Su	-73 kg	4	2	2	
	Women	PAK Ok Song	-48 kg	4	2	2	5th
		AN Kum Ae	-52 kg	5	4	1	Silver
		KYE Sun Hui	-57 kg	2	1	1	
		WON Ok Im	-63 kg	4	3	1	Bronze
PUR - Puerto Rico							
	Men	BRENES Abderraman	-81 kg	1	0	1	
		CHICLANA Alexis	-90 kg	1	0	1	
		FIGUEROA Pablo	+100 kg	1	0	1	
ROU - Romania							
	Men	BRATA Daniel	-100 kg	4	2	2	
	Women	DUMITRU Alina Alexandra	-48 kg	4	4	0	Gold
RSA - South Africa							
	Men	AUGUST Marlon	-73 kg	2	1	1	
		JAGO Matthew	-81 kg	1	0	1	
		TREZISE Patrick	-90 kg	2	0	2	



RESULTS SUMMARY BY NOC As of 15 AUG 2008
NOC成绩汇总 / RÉSUMÉ DES RÉSULTATS PAR CNO

NOC	Gender	Name	Weight Category	Total Contests	Won	Lost	Result
RUS - Russian Federation							
	Men	KISHMAKHOV Ruslan	-60 kg	4	2	2	
		GADANOV Alim	-66 kg	6	4	2	5th
		MEZHIDOV Salamu	-73 kg	1	0	1	
		BASHKAEV Alibek	-81 kg	1	0	1	
		PERSHIN Ivan	-90 kg	5	3	2	5th
		GASYMOV Ruslan	-100 kg	1	0	1	
		TMENOV Tamerlan	+100 kg	5	3	2	7th
	Women	BOGDANOVA Lyudmila	-48 kg	5	3	2	5th
		KHARITONOVA Anna	-52 kg	1	0	1	
		KOVAL Vera	-63 kg	1	0	1	
		KUZINA Yulia	-70 kg	1	0	1	
		MOSKALYUK Vera	-78 kg	2	0	2	
		DONGUZASHVILI Tea	+78 kg	3	1	2	
SEN - Senegal							
	Men	BATHILY Djegui	+100 kg	1	0	1	
	Women	DIEDHIOU Hortance	-52 kg	2	0	2	
		HANE Cecile	-63 kg	1	0	1	
		MENDY Gisele	-70 kg	2	0	2	
SLO - Slovenia							
	Men	DRAKSIC Rok	-60 kg	1	0	1	
		SEDEJ Aljaz	-81 kg	1	0	1	
		CERAJ Matjaz	+100 kg	1	0	1	
	Women	ZOLNIR Urska	-63 kg	4	2	2	7th
		POLAVDER Lucija	+78 kg	4	3	1	Bronze
SUI - Switzerland							
	Men	ASCHWANDEN Sergei	-90 kg	6	5	1	Bronze
SVK - Slovakia							
	Men	PALKOVACS Zoltan	-100 kg	1	0	1	
TJK - Tajikistan							
	Men	BOQIEV Rasul	-73 kg	5	4	1	Bronze
		BOZOROV Sherali	-81 kg	1	0	1	
		ASRANQULOLOV Nematullo	-90 kg	1	0	1	
TKM - Turkmenistan							
	Men	NURMUHAMMEDOV Guvanch	-66 kg	2	0	2	
	Women	SURKIEVA Nasiba	-70 kg	1	0	1	
TOG - Togo							
	Men	DENANYOH Kouami Sacha	-81 kg	3	1	2	
TPE - Chinese Taipei							
	Women	SHIH Pei-Chun	-52 kg	1	0	1	
		WANG Chin-Fang	-63 kg	4	2	2	



RESULTS SUMMARY BY NOC As of 15 AUG 2008
NOC成绩汇总 / RÉSUMÉ DES RÉSULTATS PAR CNO

NOC	Gender	Name	Weight Category	Total Contests	Won	Lost	Result
TUN - Tunisia							
	Men	BADRA Youssef	-81 kg	1	0	1	
		CHEDLI Anis	+100 kg	1	0	1	
	Women	M'BARKI Chahnez	-48 kg	1	0	1	
		JELASSI Nesria	-57 kg	3	1	2	
		MILED Houda	-78 kg	1	0	1	
		CHEIKH ROUHOU Nihel	+78 kg	2	1	1	
TUR - Turkey							
	Men	HUYSUZ Sezer	-73 kg	2	1	1	
UAE - United Arab Emirates							
	Men	AL QUBAISI Saeed Rashed	-73 kg	1	0	1	
UKR - Ukraine							
	Men	KOROTUN Maksym	-60 kg	1	0	1	
		BILODID Gennadii	-73 kg	5	3	2	
		GONTIUK Roman	-81 kg	5	4	1	7th Bronze
		GREKOV Valentyn	-90 kg	1	0	1	
		SOTNIKOV Yevgen	+100 kg	1	0	1	
	Women	LUSNIKOVA Lyudmyla	-48 kg	2	1	1	
		SMAL Nataliya	-70 kg	3	1	2	
		PRYSHCHEPA Maryna	-78 kg	1	0	1	
		PROKOF'YEVA Maryna	+78 kg	2	0	2	
USA - United States of America							
	Men	WILLIAMS-MURRAY Taraje	-60 kg	2	1	1	
		TAKATA Taylor	-66 kg	4	2	2	
		RESER Ryan	-73 kg	1	0	1	
		STEVENS Travis	-81 kg	4	2	2	
		OLSON Brian	-90 kg	1	0	1	
		VOLMAR Adler	-100 kg	1	0	1	
		McCORMICK Daniel	+100 kg	4	2	2	
	Women	MATSUMOTO Sayaka	-48 kg	2	0	2	
		GOTAY Valerie	-57 kg	2	1	1	
		ROUSEY Ronda	-70 kg	6	5	1	Bronze
UZB - Uzbekistan							
	Men	SOBIROV Rishod	-60 kg	6	5	1	Bronze
		SHARIPOV Mirali	-66 kg	6	4	2	5th
		MUMINOV Shokir	-73 kg	4	2	2	
		NABIEV Khurshid	-90 kg	2	1	1	
		KURBANOV Utkir	-100 kg	1	0	1	
		TANGRIEV Abdullo	+100 kg	5	4	1	Silver
	Women	DJURAEVA Zinura	-52 kg	1	0	1	
		SHEKEROVA Mariya	+78 kg	1	0	1	



RESULTS SUMMARY BY NOC As of 15 AUG 2008
NOC成绩汇总 / RÉSUMÉ DES RÉSULTATS PAR CNO

NOC	Gender	Name	Weight Category	Total Contests	Won	Lost	Result
VEN - Venezuela							
	Men	GUEDEZ SANCHEZ Javier Antonio	-60 kg	4	2	2	
		ORTIZ FLORES Ludwing Manuel	-66 kg	1	0	1	
		LEON VIZCAYA Richard	-73 kg	1	0	1	
		CAMACHO Jose Gregorio	-90 kg	2	1	1	
		ROSALES Albenis Antonio	-100 kg	1	0	1	
	Women	VELASQUEZ ARTAHONA Flor Angela	-52 kg	3	1	2	
		BARRETO Ysis	-63 kg	4	2	2	7th
YEM - Yemen							
	Men	KHOUSROF Ali	-60 kg	1	0	1	



Beijing 2008



Modern Pentathlon

21-22 August

OFFICIAL RESULTS BOOK



Number of Entries by NOC



AS OF 22 AUG 2008

NOC	NOC Name	Men	Women	Total
AUS	Australia	0	1	1
BLR	Belarus	2	2	4
BRA	Brazil	0	1	1
CAN	Canada	1	2	3
CHI	Chile	1	0	1
CHN	China	2	2	4
CUB	Cuba	1	0	1
CZE	Czech Republic	2	1	3
EGY	Egypt	1	2	3
ESP	Spain	1	0	1
FRA	France	2	1	3
GBR	Great Britain	2	2	4
GER	Germany	2	2	4
GUA	Guatemala	0	1	1
HUN	Hungary	2	2	4
ITA	Italy	2	2	4
JPN	Japan	1	0	1
KAZ	Kazakhstan	0	2	2
KOR	Korea	2	1	3
LAT	Latvia	1	1	2
LTU	Lithuania	2	2	4
MEX	Mexico	1	1	2
POL	Poland	2	2	4
RUS	Russian Fed.	2	2	4
SUI	Switzerland	0	1	1
UKR	Ukraine	2	1	3
USA	United States	2	2	4
Total: 27		36	36	72

3:02:00 22 AUG 2008

Entry List by NOC



MEN

AS OF 22 AUG 2008

NOC				
	Bib No.	Name	Date of Birth	PWR
BLR	Belarus			
	110	LAPO Yahor	20 JUN 1982	11
	121	MELIAKH Dzmitry	2 JUL 1979	24
CAN	Canada			
	131	RIKER-FOX Joshua	6 SEP 1983	61
CHI	Chile			
	130	BUSTOS Cristian	16 JUL 1983	54
CHN	China			
	125	CAO Zhong rong	3 NOV 1981	9
	126	QIAN Zhenhua	1 SEP 1979	31
CUB	Cuba			
	132	VELAZQUEZ Yaniel	12 JUL 1987	66
CZE	Czech Republic			
	113	MICHALIK Michal	12 JUL 1980	14
	106	SVOBODA David	19 MAR 1985	6
EGY	Egypt			
	133	EL GEZIRY Amro	29 NOV 1986	84
ESP	Spain			
	119	LOPEZ Jaime	13 FEB 1986	22
FRA	France			
	102	BERROU Jean Maxence	5 SEP 1985	2
	124	ZAKRZEWSKI John	16 SEP 1982	27
GBR	Great Britain			
	123	WEALE Sam	9 FEB 1982	26
	128	WOODBIDGE Nick	1 JUL 1986	34
GER	Germany			
	108	GEBHARDT Steffen	22 JUL 1981	8
	109	WALTHER Eric	13 MAR 1975	9
HUN	Hungary			
	111	BALOGH Gabor	5 AUG 1976	12
	105	HORVATH Viktor	26 FEB 1978	5
ITA	Italy			
	112	BENEDETTI Nicola	26 DEC 1985	13
	129	VALENTINI Andrea	10 DEC 1977	44
JPN	Japan			
	136	MURAKAMI Yoshihiro	28 NOV 1976	218
KOR	Korea			
	134	LEE Choon-huan	9 MAY 1980	89
	135	NAM Dong-hong	1 MAY 1984	0
LAT	Latvia			
	115	CERKOVSKIS Deniss	2 NOV 1978	17
LTU	Lithuania			
	107	KRUNGOLCAS Edvinas	21 JAN 1973	7
	103	ZADNEPROVSKIS Andrejus	31 AUG 1974	3
MEX	Mexico			
	122	SOTO Oscar	9 JUN 1983	25
POL	Poland			
	114	HORBACZ Marcin	16 JUN 1974	15
	118	MAJEWSKI Bartosz	8 APR 1987	20
RUS	Russian Fed.			
	101	FROLOV Ilya	4 APR 1984	1
	104	MOISEEV Andrey	3 JUN 1979	4
UKR	Ukraine			
	116	KIRPULIANSKYI Dmytro	2 JUN 1985	18
	120	TYMOSHCHENKO Pavlo	13 OCT 1986	23
USA	United States			
	117	BREMER Eij	31 MAY 1978	19
	127	SACKSEN Sam	1 MAR 1986	32

Legend

PWR - Pentathlon World Ranking

3:02:00 22 AUG 2008

Entry List by NOC



WOMEN

AS OF 22 AUG 2008

NOC				
	Bib No.	Name	Date of Birth	PWR
AUS	Australia			
	236	DARBY Angie	2 MAY 1987	104
BLR	Belarus			
	207	ARKHIPENKA Hanna	16 JAN 1983	7
	208	SAMUSEVICH Anastasia	20 SEP 1985	8
BRA	Brazil			
	228	MARQUES Yane	7 JAN 1984	36
CAN	Canada			
	225	GRANT Kara	9 JAN 1979	29
	226	PINETTE Monica	5 FEB 1977	32
CHN	China			
	227	CHEN Qian	14 JAN 1987	34
	216	XIU Xiu	4 DEC 1987	20
CZE	Czech Republic			
	217	GROLICHOVA Lucie	26 JAN 1978	21
EGY	Egypt			
	232	FAKHRY Omnia	2 FEB 1982	43
	202	MEDANY Aya	20 NOV 1988	2
FRA	France			
	201	CAZE Amelie	18 FEB 1985	1
GBR	Great Britain			
	205	FELL Heather	3 MAR 1983	5
	204	LIVINGSTON Katy	10 JAN 1984	4
GER	Germany			
	203	SCHONEBORN Lena	11 APR 1986	3
	231	TRAUTMANN Eva	19 JUN 1982	42
GUA	Guatemala			
	234	SANZ-AGERO Rita	8 NOV 1991	57
HUN	Hungary			
	218	GYENESEI Leila	22 APR 1986	22
	222	VOROS Zsuzsanna	4 MAY 1977	26
ITA	Italy			
	213	BERTOLI Sara	5 MAY 1979	13
	224	CORSINI Claudia	24 DEC 1977	28
KAZ	Kazakhstan			
	233	DOLGUSHINA Galina	28 MAR 1981	56
	209	JIENBALANOVA Lada	10 APR 1970	9
KOR	Korea			
	235	YUN Cho rong	1 SEP 1989	83
LAT	Latvia			
	211	RUBLEVSKA Elena	23 MAR 1976	11
LTU	Lithuania			
	206	ASADAUSKAITE Laura	28 FEB 1984	6
	220	RIMSAITE Donata	29 JAN 1988	24
MEX	Mexico			
	229	SANCHEZ Marlene	27 OCT 1991	37
POL	Poland			
	212	BOENISZ Paulina	28 SEP 1978	12
	214	CZWOJDZINSKA Sylwia	25 FEB 1983	17
RUS	Russian Fed.			
	215	GRETCHICHNIKOVA Evdokia	9 DEC 1982	18
	221	MOURATOVA Tatiana	19 SEP 1979	25
SUI	Switzerland			
	230	SCHREIBER Belinda	22 MAY 1978	38
UKR	Ukraine			
	210	TERESHUK Victoria	18 FEB 1982	10
USA	United States			
	223	ISAKSEN Margaux	7 OCT 1991	27
	219	TAORMINA Sheila	18 MAR 1969	23

Legend

PWR - Pentathlon World Ranking

3:02:00 22 AUG 2008

Entry List by Name



MEN

AS OF 22 AUG 2008

Name	NOC	Bib No.	Date of Birth	PWR
<u>BALOGH Gabor</u>	HUN Hungary	111	5 AUG 1976	12
<u>BENEDETTI Nicola</u>	ITA Italy	112	26 DEC 1985	13
<u>BERROU Jean Maxence</u>	FRA France	102	5 SEP 1985	2
<u>BREMER Eli</u>	USA United States	117	31 MAY 1978	19
<u>BUSTOS Cristian</u>	CHI Chile	130	16 JUL 1983	54
<u>CAO Zhong rong</u>	CHN China	125	3 NOV 1981	9
<u>CERKOVSKIS Deniss</u>	LAT Latvia	115	2 NOV 1978	17
<u>EL GEZIRY Amro</u>	EGY Egypt	133	29 NOV 1986	84
<u>FROLOV Ilya</u>	RUS Russian Fed.	101	4 APR 1984	1
<u>GEBHARDT Steffen</u>	GER Germany	108	22 JUL 1981	8
<u>HORBACZ Marcin</u>	POL Poland	114	16 JUN 1974	15
<u>HORVATH Viktor</u>	HUN Hungary	105	26 FEB 1978	5
<u>KIRPULIANSKYI Dmytro</u>	UKR Ukraine	116	2 JUN 1985	18
<u>KRUNGOLCAS Edvinas</u>	LTU Lithuania	107	21 JAN 1973	7
<u>LAPO Yahor</u>	BLR Belarus	110	20 JUN 1982	11
<u>LEE Choon-huan</u>	KOR Korea	134	9 MAY 1980	89
<u>LOPEZ Jaime</u>	ESP Spain	119	13 FEB 1986	22
<u>MAJEWSKI Bartosz</u>	POL Poland	118	8 APR 1987	20
<u>MELIAKH Dmytry</u>	BLR Belarus	121	2 JUL 1979	24
<u>MICHALIK Michal</u>	CZE Czech Republic	113	12 JUL 1980	14
<u>MOISEEV Andrey</u>	RUS Russian Fed.	104	3 JUN 1979	4
<u>MURAKAMI Yoshihiro</u>	JPN Japan	136	28 NOV 1976	218
<u>NAM Dong-hong</u>	KOR Korea	135	1 MAY 1984	0
<u>QIAN Zhenhua</u>	CHN China	126	1 SEP 1979	31
<u>RIKER-FOX Joshua</u>	CAN Canada	131	6 SEP 1983	61
<u>SACKSEN Sam</u>	USA United States	127	1 MAR 1986	32
<u>SOTO Oscar</u>	MEX Mexico	122	9 JUN 1983	25
<u>SVOBODA David</u>	CZE Czech Republic	106	19 MAR 1985	6
<u>TYMOSHCHENKO Pavlo</u>	UKR Ukraine	120	13 OCT 1986	23
<u>VALENTINI Andrea</u>	ITA Italy	129	10 DEC 1977	44
<u>VELAZQUEZ Yaniel</u>	CUB Cuba	132	12 JUL 1987	66
<u>WALTHER Eric</u>	GER Germany	109	13 MAR 1975	9
<u>WEALE Sam</u>	GBR Great Britain	123	9 FEB 1982	26
<u>WOODBIDGE Nick</u>	GBR Great Britain	128	1 JUL 1986	34
<u>ZADNEPROVSKIS Andrejus</u>	LTU Lithuania	103	31 AUG 1974	3
<u>ZAKRZEWSKI John</u>	FRA France	124	16 SEP 1982	27

Legend

PWR - Pentathlon World Ranking

3:02:00 22 AUG 2008

Entry List by Name



WOMEN

AS OF 22 AUG 2008

Name	NOC		Bib No.	Date of Birth	PWR
<u>ARKHIPENKA Hanna</u>	<u>BLR</u>	Belarus	207	16 JAN 1983	7
<u>ASADAUSKAITE Laura</u>	<u>LTU</u>	Lithuania	206	28 FEB 1984	6
<u>BERTOLI Sara</u>	<u>ITA</u>	Italy	213	5 MAY 1979	13
<u>BOENISZ Paulina</u>	<u>POL</u>	Poland	212	28 SEP 1978	12
<u>CAZE Amelie</u>	<u>FRA</u>	France	201	18 FEB 1985	1
<u>CHEN Qian</u>	<u>CHN</u>	China	227	14 JAN 1987	34
<u>CORSINI Claudia</u>	<u>ITA</u>	Italy	224	24 DEC 1977	28
<u>CZWOJDZINSKA Sylwia</u>	<u>POL</u>	Poland	214	25 FEB 1983	17
<u>DARBY Angie</u>	<u>AUS</u>	Australia	236	2 MAY 1987	104
<u>DOLGUSHINA Galina</u>	<u>KAZ</u>	Kazakhstan	233	28 MAR 1981	56
<u>FAKHRY Omnia</u>	<u>EGY</u>	Egypt	232	2 FEB 1982	43
<u>FELL Heather</u>	<u>GBR</u>	Great Britain	205	3 MAR 1983	5
<u>GRANT Kara</u>	<u>CAN</u>	Canada	225	9 JAN 1979	29
<u>GRETCHICHNIKOVA Evdokia</u>	<u>RUS</u>	Russian Fed.	215	9 DEC 1982	18
<u>GROLICHOVA Lucie</u>	<u>CZE</u>	Czech Republic	217	26 JAN 1978	21
<u>GYENESEI Leila</u>	<u>HUN</u>	Hungary	218	22 APR 1986	22
<u>ISAKSEN Margaux</u>	<u>USA</u>	United States	223	7 OCT 1991	27
<u>JIENBALANOVA Lada</u>	<u>KAZ</u>	Kazakhstan	209	10 APR 1970	9
<u>LIVINGSTON Katy</u>	<u>GBR</u>	Great Britain	204	10 JAN 1984	4
<u>MARQUES Yane</u>	<u>BRA</u>	Brazil	228	7 JAN 1984	36
<u>MEDANY Aya</u>	<u>EGY</u>	Egypt	202	20 NOV 1988	2
<u>MOURATOVA Tatiana</u>	<u>RUS</u>	Russian Fed.	221	19 SEP 1979	25
<u>PINETTE Monica</u>	<u>CAN</u>	Canada	226	5 FEB 1977	32
<u>RIMSAITE Donata</u>	<u>LTU</u>	Lithuania	220	29 JAN 1988	24
<u>RUBLEVSKA Elena</u>	<u>LAT</u>	Latvia	211	23 MAR 1976	11
<u>SAMUSEVICH Anastasia</u>	<u>BLR</u>	Belarus	208	20 SEP 1985	8
<u>SANCHEZ Marlene</u>	<u>MEX</u>	Mexico	229	27 OCT 1991	37
<u>SANZ-AGERO Rita</u>	<u>GUA</u>	Guatemala	234	8 NOV 1991	57
<u>SCHONEBORN Lena</u>	<u>GER</u>	Germany	203	11 APR 1986	3
<u>SCHREIBER Belinda</u>	<u>SUI</u>	Switzerland	230	22 MAY 1978	38
<u>TAORMINA Sheila</u>	<u>USA</u>	United States	219	18 MAR 1969	23
<u>TERESHUK Victoria</u>	<u>UKR</u>	Ukraine	210	18 FEB 1982	10
<u>TRAUTMANN Eva</u>	<u>GER</u>	Germany	231	19 JUN 1982	42
<u>VOROS Zsuzsanna</u>	<u>HUN</u>	Hungary	222	4 MAY 1977	26
<u>XIU Xiu</u>	<u>CHN</u>	China	216	4 DEC 1987	20
<u>YUN Cho rong</u>	<u>KOR</u>	Korea	235	1 SEP 1989	83

Legend

PWR - Pentathlon World Ranking

3:02:00 22 AUG 2008

Entry List by Bib Number



MEN

AS OF 22 AUG 2008

Bib No.	Name	NOC	Date of Birth	PWR
101	FROLOV Ilya	RUS Russian Fed.	4 APR 1984	1
102	BERROU Jean Maxence	FRA France	5 SEP 1985	2
103	ZADNEPROVSKIS Andrejus	LTU Lithuania	31 AUG 1974	3
104	MOISEEV Andrey	RUS Russian Fed.	3 JUN 1979	4
105	HORVATH Viktor	HUN Hungary	26 FEB 1978	5
106	SVOBODA David	CZE Czech Republic	19 MAR 1985	6
107	KRUNGOLCAS Edvinas	LTU Lithuania	21 JAN 1973	7
108	GEBHARDT Steffen	GER Germany	22 JUL 1981	8
109	WALTHER Eric	GER Germany	13 MAR 1975	9
110	LAPO Yahor	BLR Belarus	20 JUN 1982	11
111	BALOGH Gabor	HUN Hungary	5 AUG 1976	12
112	BENEDETTI Nicola	ITA Italy	26 DEC 1985	13
113	MICHALIK Michal	CZE Czech Republic	12 JUL 1980	14
114	HORBACZ Marcin	POL Poland	16 JUN 1974	15
115	CERKOVSKIS Deniss	LAT Latvia	2 NOV 1978	17
116	KIRPULIANSKYI Dmytro	UKR Ukraine	2 JUN 1985	18
117	BREMER Eli	USA United States	31 MAY 1978	19
118	MAJEWSKI Bartosz	POL Poland	8 APR 1987	20
119	LOPEZ Jaime	ESP Spain	13 FEB 1986	22
120	TYMOSHCHENKO Pavlo	UKR Ukraine	13 OCT 1986	23
121	MELIAKH Dzmitry	BLR Belarus	2 JUL 1979	24
122	SOTO Oscar	MEX Mexico	9 JUN 1983	25
123	WEALE Sam	GBR Great Britain	9 FEB 1982	26
124	ZAKRZEWSKI John	FRA France	16 SEP 1982	27
125	CAO Zhong rong	CHN China	3 NOV 1981	9
126	QIAN Zhenhua	CHN China	1 SEP 1979	31
127	SACKSEN Sam	USA United States	1 MAR 1986	32
128	WOODBRIIDGE Nick	GBR Great Britain	1 JUL 1986	34
129	VALENTINI Andrea	ITA Italy	10 DEC 1977	44
130	BUSTOS Cristian	CHI Chile	16 JUL 1983	54
131	RIKER-FOX Joshua	CAN Canada	6 SEP 1983	61
132	VELAZQUEZ Yaniel	CUB Cuba	12 JUL 1987	66
133	EL GEZIRY Amro	EGY Egypt	29 NOV 1986	84
134	LEE Choon-huan	KOR Korea	9 MAY 1980	89
135	NAM Dong-hong	KOR Korea	1 MAY 1984	0
136	MURAKAMI Yoshihiro	JPN Japan	28 NOV 1976	218

Legend

PWR - Pentathlon World Ranking

3:02:01 22 AUG 2008

Entry List by Bib Number



WOMEN

AS OF 22 AUG 2008

Bib No.	Name	NOC	Date of Birth	PWR
201	CAZE Amelie	FRA France	18 FEB 1985	1
202	MEDANY Aya	EGY Egypt	20 NOV 1988	2
203	SCHONEBORN Lena	GER Germany	11 APR 1986	3
204	LIVINGSTON Katy	GBR Great Britain	10 JAN 1984	4
205	FELL Heather	GBR Great Britain	3 MAR 1983	5
206	ASADAUSKAITE Laura	LTU Lithuania	28 FEB 1984	6
207	ARKHIPENKA Hanna	BLR Belarus	16 JAN 1983	7
208	SAMUSEVICH Anastasia	BLR Belarus	20 SEP 1985	8
209	JIENBALANOVA Lada	KAZ Kazakhstan	10 APR 1970	9
210	TERESHUK Victoria	UKR Ukraine	18 FEB 1982	10
211	RUBLEVSKA Elena	LAT Latvia	23 MAR 1976	11
212	BOENISZ Paulina	POL Poland	28 SEP 1978	12
213	BERTOLI Sara	ITA Italy	5 MAY 1979	13
214	CZWOJDZINSKA Sylwia	POL Poland	25 FEB 1983	17
215	GRETCHICHNIKOVA Evdokia	RUS Russian Fed.	9 DEC 1982	18
216	XIU Xiu	CHN China	4 DEC 1987	20
217	GROLICHOVA Lucie	CZE Czech Republic	26 JAN 1978	21
218	GYENESEI Leila	HUN Hungary	22 APR 1986	22
219	TAORMINA Sheila	USA United States	18 MAR 1969	23
220	RIMSAITE Donata	LTU Lithuania	29 JAN 1988	24
221	MOURATOVA Tatiana	RUS Russian Fed.	19 SEP 1979	25
222	VOROS Zsuzsanna	HUN Hungary	4 MAY 1977	26
223	ISAKSEN Margaux	USA United States	7 OCT 1991	27
224	CORSINI Claudia	ITA Italy	24 DEC 1977	28
225	GRANT Kara	CAN Canada	9 JAN 1979	29
226	PINETTE Monica	CAN Canada	5 FEB 1977	32
227	CHEN Qian	CHN China	14 JAN 1987	34
228	MARQUES Yane	BRA Brazil	7 JAN 1984	36
229	SANCHEZ Marlene	MEX Mexico	27 OCT 1991	37
230	SCHREIBER Belinda	SUI Switzerland	22 MAY 1978	38
231	TRAUTMANN Eva	GER Germany	19 JUN 1982	42
232	FAKHRY Omnia	EGY Egypt	2 FEB 1982	43
233	DOLGUSHINA Galina	KAZ Kazakhstan	28 MAR 1981	56
234	SANZ-AGERO Rita	GUA Guatemala	8 NOV 1991	57
235	YUN Cho rong	KOR Korea	1 SEP 1989	83
236	DARBY Angie	AUS Australia	2 MAY 1987	104

Legend

PWR - Pentathlon World Ranking

3:02:01 22 AUG 2008



COMPETITION OFFICIALS
MODERN PENTATHLON
as of 8 August 2008

Group of Functions	Name	NOC	Function
TECHNICAL DELEGATES			
	SANTOS Jose	POR	Men Jury Appeal Chairman
	REDER Hiltrud	GER	Women Jury Appeal Chair
	TIRINNANZI Mauro	ITA	Jury Appeal Member M/W
COMETITION JURY MEN/WOMEN			
	YING Yuan	CHN	Pentathlon Director
	JI Hong	CHN	Event Director Shooting
	ZHANG Weigang	CHN	Event Director Fencing
	LIU Nan	CHN	Event Director Swimming
	LOU Chuanxian	CHN	Event Director Riding
	PU Jing	CHN	Event Director Running
			NFs Representative
Jury of Appeal for Men			
	BRANDELIUS Ivar	SWE	Jury Member Riding, Running
	POPOV Ivan	BUL	Jury Member Shooting Swimming
	SAYED Walid	EGY	Jury Member Shooting, Fencing
	CHUNG Dong-Kook	KOR	Jury Member Swimming, Running
	KHAPLANOV Oleg	RUS	Jury Member Riding, Fencing
			LOC Representative
			NFs Representative
Jury of Appeal for Women			
	BRANDELIUS Ivar	SWE	Jury Member Riding, Running
	POPOV Ivan	BUL	Jury Member Shooting Swimming
	SAYED Walid	EGY	Jury Member Shooting, Fencing
	CHUNG Dong-Kook	KOR	Jury Member Swimming, Running
	KHAPLANOV Oleg	RUS	Jury Member Riding, Fencing
			LOC Representative
			NFs Representative
INTERNATIONAL TECHNICAL OFFICIAL			
International Referees			
	VARGA Tamas	HUN	Fencing Judges M/W + 4 event ITOs
	MOREAU John	USA	Fencing Judges M/W + 4 event ITOs
	ASSEM Ali	EGY	Fencing Judges M/W + 4 event ITOs
	BOUZOU Corinne	FRA	Fencing Judges M/W + 4 event ITOs
	DELL'AMORE Andrea	ITA	Fencing Judges M/W + 4 event ITOs
	TROST Rudi	GER	Fencing Judges M/W + 4 event ITOs
	DUHANOV Vjaceslavs	LAT	Fencing Judges M/W + 4 event ITOs
	KOPEC Slawomir	POL	Fencing Judges M/W + 4 event ITOs
	DANIELSON Peo	SWE	Fencing Judges M/W + 4 event ITOs
	KOVATS ENDRE	ESP	Fencing Judges W + 4 event ITOs
	ADAM Jiri	CZE	First ITO,s Reserve
UIPM Medical Officers			
	DE ALMEDIA Joao	POR	
	CAISCAS Maria	POR	
Technical Controllers			
	ARDABIEVA Tanya		
	MARTIN Roderick	TBC	
	PEIRITS Alexander		
	STU Issac		
NATIONAL TECHNICAL OFFICIAL			
Shooting			
	JI Hong	CHN	Shooting Director
	ZHOU Jianzhong	CHN	Deputy Shooting Director
	KUANG Hao	CHN	Deputy Shooting Director
	ZHOU Jianzhong	CHN	Range Officer
	KUANG Hao	CHN	Range Officer
	LI Wei	CHN	Range Officer
	WANG Lili	CHN	Register Keeper
	NIU Tianhong	CHN	Register Keeper
	Zhu Yu	CHN	Register Keeper
	SHA Pei	CHN	Register Keeper
	CHEN Xueqian	CHN	Register Keeper
	ZHAO Yi	CHN	Register Keeper
	YAO Fen	CHN	Register Keeper
	LIU Xiaogang	CHN	Register Keeper
	LIU Wenli	CHN	Register Keeper
	ZHANG Hong	CHN	Register Keeper
	ZHOU Lina	CHN	Register Keeper
	ZHANG Zhihua	CHN	Register Keeper
	JIN Ying	CHN	Register Keeper
	XIE Jianwei	CHN	Register Keeper

SHIYANG Jiedai	CHN	Register Keeper
HUANG Lei	CHN	Register Keeper
LIU Nan	CHN	Register Keeper
JIAO Xuehong	CHN	Register Keeper
LI Xinwei	CHN	Register Keeper (reserve)
PU Jing	CHN	Register Keeper (reserve)
LI Yan	CHN	Register Keeper (reserve)
ZHOU Jianzhong	CHN	Equipment Control
WANG Lili	CHN	Equipment Control
SHA Pei	CHN	Equipment Control
KUANG Hao	CHN	Equipment Control
PU Jing	CHN	Equipment Control
ZHANG Zhihua	CHN	Equipment Control
LI Wei	CHN	Equipment Control
LIU Nan	CHN	Equipment Control
XIE Jianwei	CHN	Equipment Control

Fencing

Zhang Weigang	CHN	Fencing Director
PAN Yue	CHN	Deputy Director
ZHANG Zhaoxiong	CHN	Deputy Director
Li Jianchun	CHN	Referee
YING Yiqiang	CHN	Referee
PAN Yue	CHN	Referee
ZHANG Zhaoxiong	CHN	Referee
JIN Ying	CHN	Referee
KUANG Hao	CHN	Referee
XIE Jianwei	CHN	Referee
LI Wei	CHN	Referee
WANG Lili	CHN	Referee
SHIYANG Jiedai	CHN	Referee
PAN Yue	CHN	Equipment Control
ZHANG Zhaoxiong	CHN	Equipment Control
JIN Ying	CHN	Equipment Control
ZHANG Hong	CHN	Equipment Control
WANG Lili	CHN	Equipment Control
NIU Tianhong	CHN	Recorder
HUANG Lei	CHN	Recorder
SHA Pei	CHN	Recorder
ZHAO Yi	CHN	Recorder
LIU Xiaogang	CHN	Recorder
ZHANG Hong	CHN	Recorder
PU Jing	CHN	Recorder
ZHOU Lina	CHN	Recorder
YAO Fen	CHN	Recorder

Swimming

LIU Nan	CHN	Swimming Director
SHIYANG Jiedai	CHN	Deputy Director
JIAO Xuehong	CHN	Deputy Director
LIU Nan	CHN	Referee
JIAO Xuehong	CHN	Women Starter
JIAO Xuehong	CHN	Men Starter
LIANG Ligang	CHN	False Start
QI Zhongqi	CHN	False Start
ZHANG Zhihua	CHN	Chief Turns
PAN Yue	CHN	Inspectors of Turns
ZHANG Weigang	CHN	Inspectors of Turns
LIU Xiaogang	CHN	Inspectors of Turns
LI Xinwei	CHN	Inspectors of Turns
SUN Sai	CHN	Inspectors of Turns
JI Hong	CHN	Clerk of Course
WANG Lili	CHN	Clerk of Course
LI Xunbin	CHN	Clerk of Course
JIAO Xuehong	CHN	Arrival Judge
SHIYANG Jiedai	CHN	Arrival Judge
LI Lan	CHN	Marshal
CHEN Chen	CHN	Marshal
HUANG Tao	CHN	Marshal
NIU Tianhong	CHN	Chief Time Keeper
ZHAO Yi	CHN	Time Keepers
CHEN Xueqian	CHN	Time Keepers
SHA Pei	CHN	Time Keepers
ZHU Yu	CHN	Time Keepers
ZHOU Jianzhong	CHN	Time Keepers
ZHOU Lina	CHN	Time Keepers
ZHANG Hong	CHN	Time Keepers
YAO Fen	CHN	Time Keepers
KUANG Hao	CHN	Time Keepers
TU Beibei	CHN	Time Keepers
ZHANG Zhaoxiong	CHN	Time Keepers
PU Jing	CHN	Time Keepers
WANG Shiwei	CHN	Time Keepers
LI Yan	CHN	Time Keepers
ZHOU Yan	CHN	Time Keepers

Riding

JIN Ying	CHN	Time Keepers
HUANG Lei	CHN	Time Keepers
LIU Wenli	CHN	Time Keepers
LOU Chuanxian	CHN	Riding Director
XIE Jianwei	CHN	Deputy Director
LI Wei	CHN	Deputy Director
LOU Chuanxian	CHN	Referee
CHEN Xueqian	CHN	Secretary
ZHU Yu	CHN	Secretary
XIE Jianwei	CHN	Course Builder
SHA Pei	CHN	C.B. Assistants
LI Xuanbin	CHN	C.B. Assistants
LI Xinwei	CHN	C.B. Assistants
HUANG Lei	CHN	C.B. Assistants
LIU Xiaogang	CHN	C.B. Assistants
ZHOU Yan	CHN	C.B. Assistants
ZHANG Hong	CHN	C.B. Assistants
ZHANG Zhihua	CHN	C.B. Assistants
SHA Pei	CHN	Start Judge
ZHOU Yan	CHN	Finish Judge
YAO Fen	CHN	Judge H.Distribution
ZHOU Lina	CHN	Judge H.Distribution
CHEN Chen	CHN	Judge H.Distribution
LIU Wenli	CHN	Judge H.Distribution
LIWei	CHN	Warm up Judge
LIU Nan	CHN	Warm up Judge
LI Yan	CHN	Warm up Judge
WANG Lili	CHN	Equipment Judge
KUANG Hao	CHN	Equipment Judge
JIAO Xuehong	CHN	Time Keepers
LI Jianchun	CHN	Time Keepers
ZHANG Zhaoxiong	CHN	Judge Waiting area
ZHOU Jlangzhng	CHN	Judge Waiting area

Running

PU Jing	CHN	Running Director
NIU Tianhong	CHN	Deputy Director
ZHAO Yi	CHN	Deputy Director
PU Jing	CHN	Referee
LIU Nan	CHN	Course Judge
LI Xinwei	CHN	Course Judge
ZHOU Lina	CHN	Course Judge
SHA Pei	CHN	Course Judge
YAO Fen	CHN	Course Judge
HUANG Lei	CHN	Course Judge
LI Yan	CHN	Course Judge
LIU Xiaogang	CHN	Course Judge
LIU Wenli	CHN	Course Judge
ZHANG Hong	CHN	Course Judge
CHEN Xueqian	CHN	Course Judge
XIE Jianwei	CHN	Course Judge
ZHU yu	CHN	Course Judge
ZHOU Yan	CHN	Course Judge
CHENChen	CHN	Course Judge
LI Xunbin	CHN	Course Judge
QI Zhongqi	CHN	Course Judge
Tu Beibei	CHN	Course Judge
SUN Sai	CHN	Course Judge
DONG Yongjiang	CHN	Course Judge
ZHANG Zhihua	CHN	Marshall
WANG Shiwei	CHN	Marshall
SHIYANG Jiedai	CHN	Marshall
HUANG Hao	CHN	Marshall
KUANG Hao	CHN	Starter
ZHOU Jianzhong	CHN	Starter assisstant
ZHANG Weigang	CHN	Starter assisstant
LI Ian	CHN	Arrival Judge
WANG Lili	CHN	Arrival Judge
YING Yiqiang	CHN	Arrival Judge
LIANG Ligang	CHN	Arrival Judge
KUANG Hao	CHN	False Start
JIAO Xuehong	CHN	Time Chief
LI Wei	CHN	Time Keepers
JIN Ying	CHN	Time Keepers
LOU Chuanxian	CHN	Time Keepers
LI Jianchun	CHN	Lap Keepers
PAN Yue	CHN	Lap Keepers
JI HONG	CHN	Lap Keepers
ZHANG Zhaoxiong	CHN	Lap Keepers

Medallists by Event



AS OF 22 AUG 2008

Modern Pentathlon

GO!

Event	Date	Medal	Name	NOC
<u>Men</u>	THU 21 AUG	GOLD	MOISEEV Andrey	RUS
		SILVER	KRUNGOLCAS Edvinas	LTU
		BRONZE	ZADNEPROVSKIS Andrejus	LTU
<u>Women</u>	FRI 22 AUG	GOLD	SCHONEBORN Lena	GER
		SILVER	FELL Heather	GBR
		BRONZE	TERESHUK Victoria	UKR

20:32:18 22 AUG 2008

MP0000000_C93 4.0

MEDAL STANDINGS
奖牌榜 / TABLEAU DES MEDAILLES

As of 22 AUG 2008

After 2 of 2 events

Rank	NOC		Men				Women				Total				Rank by Total
			G	S	B	Total	G	S	B	Total	G	S	B	Total	
1	LTU	Lithuania	-	1	1	2	-	-	-	-	-	1	1	2	1
2	GER	Germany	-	-	-	-	1	-	-	1	1	-	-	1	=2
3	RUS	Russian Federation	1	-	-	1	-	-	-	-	1	-	-	1	=2
4	GBR	Great Britain	-	-	-	-	-	1	-	1	-	1	-	1	=2
5	UKR	Ukraine	-	-	-	-	-	-	1	1	-	-	1	1	=2
Total			1	1	1	3	1	1	1	3	2	2	2	6	



FINAL RESULTS
最终赛果 / RESULTATS FINAUX

Rank	Bib No.	Name	NOC Code	Shot	Fence	Swim	Ride	Run	MP Points	Time Difference
1	104	MOISEEV Andrey M001582	RUS	1168 (5) 186	1024 (=1) 26V - 9D	1332 (6) 2:02.55	1060 (15) 67.70	1048 (26) 09:48.75	5632	0:00
2	107	KRUNGOLCAS Edvinas M000152	LTU	1156 (7) 185	904 (=5) 21V - 14D	1272 (23) 2:07.63	1144 (4) 70.89	1072 (24) 09:42.65	5548	0:21
3	103	ZADNEPROVSKIS Andrejus M000158	LTU	1120 (17) 182	760 (=24) 15V - 20D	1336 (5) 2:02.27	1168 (2) 75.20	1140 (8) 09:25.00	5524	0:27
4	126	QIAN Zhenhua M000934	CHN	1204 (2) 189	1024 (=1) 26V - 9D	1272 (22) 2:07.46	1032 (19) 70.18	984 (33) 10:04.40	5516	0:29
5	108	GEBHARDT Steffen M000402	GER	1132 (15) 183	832 (=13) 18V - 17D	1280 (19) 2:06.84	1128 (5) 82.61	1108 (17) 09:33.97	5480	0:38
6	113	MICHALIK Michal M000239	CZE	1192 (3) 188	784 (=21) 16V - 19D	1260 (24) 2:08.37	1172 (1) 69.37	1052 (25) 09:47.25	5460	0:43
7	120	TYMOSHCHENKO Pavlo M002049	UKR	1156 (9) 185	908 (4) 22V - 13D	1252 (28) 2:09.20	1048 (17) 73.29	1072 (23) 09:42.61	5436	0:49
8	122	SOTO Oscar M001348	MEX	988 (31) 171	880 (=7) 20V - 15D	1236 (30) 2:10.60	1160 (3) 77.32	1156 (6) 09:21.95	5420	0:53
9	116	KIRPULIANSKYI Dmytro M001701	UKR	1144 (11) 184	880 (=7) 20V - 15D	1308 (13) 2:04.37	1088 (10) 71.16	996 (31) 10:01.57	5416	0:54
10	123	WEALE Sam M000729	GBR	1060 (25) 177	832 (=13) 18V - 17D	1328 (8) 2:02.87	1036 (18) 83.56	1156 (5) 09:21.18	5412	0:55
11	115	CERKOVSKIS Deniss M000218	LAT	1144 (12) 184	760 (=24) 15V - 20D	1236 (29) 2:10.46	1088 (9) 71.75	1124 (13) 09:29.96	5352	1:10
12	121	MELIAKH Dzmityr M001025	BLR	1168 (6) 186	664 (35) 11V - 24D	1324 (9) 2:03.03	1116 (6) 68.47	1076 (22) 09:41.97	5348	1:11
13	114	HORBACZ Marcin M000258	POL	1156 (8) 185	736 (=29) 14V - 21D	1320 (10) 2:03.52	1088 (11) 65.46	1044 (27) 09:49.27	5344	1:12
14	112	BENEDETTI Nicola M002737	ITA	1132 (14) 183	784 (=21) 16V - 19D	1180 (34) 2:15.10	1056 (16) 69.15	1168 (3) 09:18.27	5320	1:12
15	132	VELAZQUEZ Yaniel M004220	CUB	1144 (10) 184	832 (=13) 18V - 17D	1164 (36) 2:16.38	1028 (20) 79.79	1124 (11) 09:29.55	5292	1:28
16	109	WALTHER Eric M000136	GER	1000 (30) 172	880 (=7) 20V - 15D	1352 (3) 2:00.84	892 (26) 106.18	1164 (4) 09:19.81	5288	1:25
17	129	VALENTINI Andrea M000058	ITA	1120 (16) 182	832 (=13) 18V - 17D	1220 (33) 2:11.70	972 (22) 92.13	1136 (9) 09:26.90	5280	1:26
18	127	SACKSEN Sam M003884	USA	1072 (23) 178	736 (=29) 14V - 21D	1256 (25) 2:08.99	1104 (7) 81.55	1104 (18) 09:34.25	5272	1:18
19	105	HORVATH Viktor M000259	HUN	1180 (4) 187	784 (=21) 16V - 19D	1300 (15) 2:05.17	896 (25) 90.55	1108 (16) 09:33.95	5268	1:30
20	101	FROLOV Ilya M001227	RUS	1072 (22) 178	832 (=13) 18V - 17D	1312 (11) 2:04.01	828 (28) 86.35	1168 (2) 09:18.00	5212	1:31
21	118	MAJEWSKI Bartosz M002998	POL	1048 (28) 176	832 (=13) 18V - 17D	1252 (26) 2:09.14	900 (24) 112.29	1172 (1) 09:17.61	5204	1:45
22	117	BREMER Eli M000327	USA	916 (34) 165	736 (=29) 14V - 21D	1328 (7) 2:02.80	1060 (14) 68.82	1132 (10) 09:27.46	5172	1:47
23	102	BERROU Jean Maxence M002736	FRA	1048 (=26) 176	640 (36) 10V - 25D	1308 (14) 2:04.52	1060 (13) 70.64	1116 (15) 09:21.71	5172	1:45
24	131	RIKER-FOX Joshua M001620	CAN	988 (32) 171	760 (=24) 15V - 20D	1224 (32) 2:11.54	1092 (8) 80.36	1104 (19) 09:34.46	5168	1:55
25	128	WOODBIDGE Nick M001707	GBR	856 (35) 160	736 (=29) 14V - 21D	1412 (2) 1:55.96	1060 (12) 73.22	1000 (30) 10:00.90	5064	1:56
26	111	BALOGH Gabor M000060	HUN	1084 (20) 179	856 (=10) 19V - 16D	1276 (21) 2:07.32	852 (27) 113.65	940 (35) 10:15.01	5008	2:22
27	130	BUSTOS Cristian M001178	CHI	1072 (21) 178	688 (=33) 12V - 23D	1180 (35) 2:15.26	904 (23) 78.42	1124 (12) 09:29.57	4968	2:36
28	106	SVOBODA David M001767	CZE	1228 (1) 191	976 (3) 24V - 11D	1296 (17) 2:05.40	184 (32) DNF	1144 (7) 09:24.35	4828	3:21
29	135	NAM Dong-hong M002186	KOR	1108 (18) 181	760 (=24) 15V - 20D	1300 (16) 2:05.28	540 (30) 144.52	1120 (14) 09:30.67	4828	2:46
30	125	CAO Zhong rong M005431	CHN	856 (36) 160	904 (=5) 21V - 14D	1344 (4) 2:01.53	712 (29) 134.96	1008 (29) 09:58.70	4824	3:21
31	136	MURAKAMI Yoshihiro M001970	JPN	1108 (19) 181	688 (=33) 12V - 23D	1232 (31) 2:10.74	980 (21) 98.33	736 (36) 10:56.35	4744	3:22
32	133	EL GEZIRY Amro M001753	EGY	1024 (29) 174	760 (=24) 15V - 20D	1412 (1) 1:55.86	484 (31) 144.79	1008 (28) 09:58.55	4688	3:56
33	134	LEE Choon-huan M000985	KOR	1048 (=26) 176	856 (=10) 19V - 16D	1252 (27) 2:09.18	84 (34) DNF	1076 (20) 09:41.05	4316	5:29
34	124	ZAKRZEWSKI John M000796	FRA	952 (33) 168	856 (=10) 19V - 16D	1312 (12) 2:04.23	160 (33) DNF	984 (32) 10:04.15	4264	5:42
35	110	LAPO Yahor M001207	BLR	1072 (24) 178	808 (=19) 17V - 18D	1296 (18) 2:05.62	0 (=35) DNF	1076 (21) 09:41.17	4252	5:45
36	119	LOPEZ Jaime M001816	ESP	1132 (13) 183	808 (=19) 17V - 18D	1276 (20) 2:07.02	0 (=35) DNF	980 (34) 10:05.80	4196	5:59

Legend : D=Defeat DNF = Did Not Finish V=Victory



OSC Stadium
奥体中心体育场
Stade du CSO

THU 星期四 JEU
21 AUG 2008
20:00

MODERN PENTATHLON
现代五项 / PENTATHLON MODERNE

MEN
男子 / Men

RUNNING 3000M
3000米跑步 / Course a pied 3000 m



RESULTS
比赛成绩 / RESULTATS

Rank	Bib No.	Name	NOC Code	Time	Penalties	MP Points	Status
1	118	MAJEWSKI Bartosz	POL	9:17.61		1172	
2	101	FROLOV Ilya	RUS	9:18.00		1168	
3	112	BENEDETTI Nicola	ITA	9:18.27		1168	
4	109	WALTHER Eric	GER	9:19.81		1164	
5	123	WEALE Sam	GBR	9:21.18		1156	
6	122	SOTO Oscar	MEX	9:21.95		1156	
7	106	SVOBODA David	CZE	9:24.35		1144	
8	103	ZADNEPROVSKIS Andrejus	LTU	9:25.00		1140	
9	129	VALENTINI Andrea	ITA	9:26.90		1136	
10	117	BREMER Eli	USA	9:27.46		1132	
11	132	VELAZQUEZ Yaniel	CUB	9:29.55		1124	
12	130	BUSTOS Cristian	CHI	9:29.57		1124	
13	115	CERKOVSKIS Deniss	LAT	9:29.96		1124	
14	135	NAM Dong-hong	KOR	9:30.67		1120	
15	102	BERROU Jean Maxence	FRA	9:21.71	40	1116	
16	105	HORVATH Viktor	HUN	9:33.95		1108	
17	108	GEBHARDT Steffen	GER	9:33.97		1108	
18	127	SACKSEN Sam	USA	9:34.25		1104	
19	131	RIKER-FOX Joshua	CAN	9:34.46		1104	
20	134	LEE Choon-huan	KOR	9:41.05		1076	
21	110	LAPO Yahor	BLR	9:41.17		1076	
22	121	MELIAKH Dzmitry	BLR	9:41.97		1076	
23	120	TYMOSHCHENKO Pavlo	UKR	9:42.61		1072	
24	107	KRUNGOLCAS Edvinas	LTU	9:42.65		1072	
25	113	MICHALIK Michal	CZE	9:47.25		1052	
26	104	MOISEEV Andrey	RUS	9:48.75		1048	
27	114	HORBACZ Marcin	POL	9:49.27		1044	
28	133	EL GEZIRY Amro	EGY	9:58.55		1008	
29	125	CAO Zhong rong	CHN	9:58.70		1008	
30	128	WOODBIDGE Nick	GBR	10:00.90		1000	
31	116	KIRPULIANSKYI Dmytro	UKR	10:01.57		996	
32	124	ZAKRZEWSKI John	FRA	10:04.15		984	
33	126	QIAN Zhenhua	CHN	10:04.40		984	
34	119	LOPEZ Jaime	ESP	10:05.80		980	
35	111	BALOGH Gabor	HUN	10:15.01		940	
36	136	MURAKAMI Yoshihiro	JPN	10:56.35	40	736	



OSC Stadium
奥体中心体育场
Stade du CSO

THU 星期四 JEU
21 AUG 2008
20:00

MODERN PENTATHLON
现代五项 / PENTATHLON MODERNE

MEN
男子 / Men

RUNNING 3000M
3000米跑步 / Course a pied 3000 m



START LIST
出发名单 / LISTE DE DEPART

Start Order	Bib No.	Name	NOC	Handicap Time
1	104	MOISEEV Andrey	RUS - Russian Federation	0:00
2	126	QIAN Zhenhua	CHN - China	0:13
3	107	KRUNGOLCAS Edvinas	LTU - Lithuania	0:27
4	116	KIRPULIANSKYI Dmytro	UKR - Ukraine	0:41
5	113	MICHALIK Michal	CZE - Czech Republic	0:44
6	103	ZADNEPROVSKIS Andrejus	LTU - Lithuania	0:50
7	108	GEBHARDT Steffen	GER - Germany	0:53
8	120	TYMOSHCHENKO Pavlo	UKR - Ukraine	0:55
9	114	HORBACZ Marcin	POL - Poland	1:11
10	121	MELIAKH Dzmitry	BLR - Belarus	1:18
11	122	SOTO Oscar	MEX - Mexico	1:20
12	123	WEALE Sam	GBR - Great Britain	1:22
13	115	CERKOVSKIS Deniss	LAT - Latvia	1:29
14	132	VELAZQUEZ Yaniel	CUB - Cuba	1:44
15	127	SACKSEN Sam	USA - United States of America	1:44
16	105	HORVATH Viktor	HUN - Hungary	1:46
17	112	BENEDETTI Nicola	ITA - Italy	1:48
18	129	VALENTINI Andrea	ITA - Italy	1:50
19	109	WALTHER Eric	GER - Germany	1:55
20	111	BALOGH Gabor	HUN - Hungary	2:09
21	131	RIKER-FOX Joshua	CAN - Canada	2:10
22	128	WOODBIDGE Nick	GBR - Great Britain	2:10
23	102	BERROU Jean Maxence	FRA - France	2:12
24	101	FROLOV Ilya	RUS - Russian Federation	2:15
25	117	BREMER Eli	USA - United States of America	2:16
26	118	MAJEWSKI Bartosz	POL - Poland	2:18
27	136	MURAKAMI Yoshihiro	JPN - Japan	2:24
28	130	BUSTOS Cristian	CHI - Chile	3:05
29	125	CAO Zhong rong	CHN - China	3:12
30	135	NAM Dong-hong	KOR - Korea	3:39
31	106	SVOBODA David	CZE - Czech Republic	3:45
32	133	EL GEZIRY Amro	EGY - Egypt	3:46
33	124	ZAKRZEWSKI John	FRA - France	5:26
34	134	LEE Choon-huan	KOR - Korea	5:36
35	119	LOPEZ Jaime	ESP - Spain	5:42
36	110	LAPO Yahor	BLR - Belarus	5:52



INTERMEDIATE RESULTS AFTER RIDING

马术之后中间成绩 / Résultats intermédiaires après l'équitation

Rank	Bib No.	Name	NOC Code	Shot	Fence	Swim	Ride	Run	MP Points	Handicap Time
1	104	MOISEEV Andrey M001582	RUS	1168 (5) 186	1024 (=1) 26V - 9D	1332 (6) 2:02.55	1060 (15) 67.70		4584	0:00
2	126	QIAN Zhenhua M000934	CHN	1204 (2) 189	1024 (=1) 26V - 9D	1272 (22) 2:07.46	1032 (19) 70.18		4532	0:13
3	107	KRUNGOLCAS Edvinas M000152	LTU	1156 (7) 185	904 (=5) 21V - 14D	1272 (23) 2:07.63	1144 (4) 70.89		4476	0:27
4	116	KIRPULIANSKYI Dmytro M001701	UKR	1144 (11) 184	880 (=7) 20V - 15D	1308 (13) 2:04.37	1088 (10) 71.16		4420	0:41
5	113	MICHALIK Michal M000239	CZE	1192 (3) 188	784 (=21) 16V - 19D	1260 (24) 2:08.37	1172 (1) 69.37		4408	0:44
6	103	ZADNEPROVSKIS Andrejus M000158	LTU	1120 (17) 182	760 (=24) 15V - 20D	1336 (5) 2:02.27	1168 (2) 75.20		4384	0:50
7	108	GEBHARDT Steffen M000402	GER	1132 (15) 183	832 (=13) 18V - 17D	1280 (19) 2:06.84	1128 (5) 82.61		4372	0:53
8	120	TYMOSHCHENKO Pavlo M002049	UKR	1156 (9) 185	908 (4) 22V - 13D	1252 (28) 2:09.20	1048 (17) 73.29		4364	0:55
9	114	HORBACZ Marcin M000258	POL	1156 (8) 185	736 (=29) 14V - 21D	1320 (10) 2:03.52	1088 (11) 65.46		4300	1:11
10	121	MELIAKH Dzmityry M001025	BLR	1168 (6) 186	664 (35) 11V - 24D	1324 (9) 2:03.03	1116 (6) 68.47		4272	1:18
11	122	SOTO Oscar M001348	MEX	988 (31) 171	880 (=7) 20V - 15D	1236 (30) 2:10.60	1160 (3) 77.32		4264	1:20
12	123	WEALE Sam M000729	GBR	1060 (25) 177	832 (=13) 18V - 17D	1328 (8) 2:02.87	1036 (18) 83.56		4256	1:22
13	115	CERKOVSKIS Deniss M000218	LAT	1144 (12) 184	760 (=24) 15V - 20D	1236 (29) 2:10.46	1088 (9) 71.75		4228	1:29
14	132	VELAZQUEZ Yaniel M004220	CUB	1144 (10) 184	832 (=13) 18V - 17D	1164 (36) 2:16.38	1028 (20) 79.79		4168	1:44
15	127	SACKSEN Sam M003884	USA	1072 (23) 178	736 (=29) 14V - 21D	1256 (25) 2:08.99	1104 (7) 81.55		4168	1:44
16	105	HORVATH Viktor M000259	HUN	1180 (4) 187	784 (=21) 16V - 19D	1300 (15) 2:05.17	896 (25) 90.55		4160	1:46
17	112	BENEDETTI Nicola M002737	ITA	1132 (14) 183	784 (=21) 16V - 19D	1180 (34) 2:15.10	1056 (16) 69.15		4152	1:48
18	129	VALENTINI Andrea M000058	ITA	1120 (16) 182	832 (=13) 18V - 17D	1220 (33) 2:11.70	972 (22) 92.13		4144	1:50
19	109	WALTHER Eric M000136	GER	1000 (30) 172	880 (=7) 20V - 15D	1352 (3) 2:00.84	892 (26) 106.18		4124	1:55
20	111	BALOGH Gabor M000060	HUN	1084 (20) 179	856 (=10) 19V - 16D	1276 (21) 2:07.32	852 (27) 113.65		4068	2:09
21	131	RIKER-FOX Joshua M001620	CAN	988 (32) 171	760 (=24) 15V - 20D	1224 (32) 2:11.54	1092 (8) 80.36		4064	2:10
22	128	WOODBRIDGE Nick M001707	GBR	856 (35) 160	736 (=29) 14V - 21D	1412 (2) 1:55.96	1060 (12) 73.22		4064	2:10
23	102	BERROU Jean Maxence M002736	FRA	1048 (=26) 176	640 (36) 10V - 25D	1308 (14) 2:04.52	1060 (13) 70.64		4056	2:12
24	101	FROLOV Ilya M001227	RUS	1072 (22) 178	832 (=13) 18V - 17D	1312 (11) 2:04.01	828 (28) 86.35		4044	2:15
25	117	BREMER Eli M000327	USA	916 (34) 165	736 (=29) 14V - 21D	1328 (7) 2:02.80	1060 (14) 68.82		4040	2:16
26	118	MAJEWski Bartosz M002998	POL	1048 (28) 176	832 (=13) 18V - 17D	1252 (26) 2:09.14	900 (24) 112.29		4032	2:18
27	136	MURAKAMI Yoshihiro M001970	JPN	1108 (19) 181	688 (=33) 12V - 23D	1232 (31) 2:10.74	980 (21) 98.33		4008	2:24
28	130	BUSTOS Cristian M001178	CHI	1072 (21) 178	688 (=33) 12V - 23D	1180 (35) 2:15.26	904 (23) 78.42		3844	3:05
29	125	CAO Zhong rong M005431	CHN	856 (36) 160	904 (=5) 21V - 14D	1344 (4) 2:01.53	712 (29) 134.96		3816	3:12
30	135	NAM Dong-hong M002186	KOR	1108 (18) 181	760 (=24) 15V - 20D	1300 (16) 2:05.28	540 (30) 144.52		3708	3:39
31	106	SVOBODA David M001767	CZE	1228 (1) 191	976 (3) 24V - 11D	1296 (17) 2:05.40	184 (32) DNF		3684	3:45
32	133	EL GEZIRY Amro M001753	EGY	1024 (29) 174	760 (=24) 15V - 20D	1412 (1) 1:55.86	484 (31) 144.79		3680	3:46
33	124	ZAKRZEWSKI John M000796	FRA	952 (33) 168	856 (=10) 19V - 16D	1312 (12) 2:04.23	160 (33) DNF		3280	5:26
34	134	LEE Choon-huan M000985	KOR	1048 (=26) 176	856 (=10) 19V - 16D	1252 (27) 2:09.18	84 (34) DNF		3240	5:36
35	119	LOPEZ Jaime M001816	ESP	1132 (13) 183	808 (=19) 17V - 18D	1276 (20) 2:07.02	0 (=35) DNF		3216	5:42
36	110	LAPO Yavor M001207	BLR	1072 (24) 178	808 (=19) 17V - 18D	1296 (18) 2:05.62	0 (=35) DNF		3176	5:52

Legend : D=Defeat DNF = Did Not Finish V=Victory



RESULTS
比赛成绩 / RESULTATS

Rank	Bib No.	Name	NOC Code	Horse Name	Time	Penalties			MP Points	Status
						Time	Obs	Other		
1	113	MICHALIK Michal	CZE	Yangyang	69.37	0	28	0	1172	
2	103	ZADNEPROVSKIS Andrejus	LTU	Ningning	75.20	4	28	0	1168	
3	122	SOTO Oscar	MEX	Yangyang	77.32	12	28	0	1160	
4	107	KRUNGOLCAS Edvinas	LTU	Qiangqiang	70.89	0	56	0	1144	
5	108	GEBHARDT Steffen	GER	Naonao	82.61	32	40	0	1128	
6	121	MELIAKH Dzmitry	BLR	Beibei	68.47	0	84	0	1116	
7	127	SACKSEN Sam	USA	Zhaozhao	81.55	28	68	0	1104	
8	131	RIKER-FOX Joshua	CAN	Honghong	80.36	24	84	0	1092	
9	115	CERKOVSKIS Deniss	LAT	Honghong	71.75	0	112	0	1088	
10	116	KIRPULIANSKYI Dmytro	UKR	Liangliang	71.16	0	112	0	1088	
11	114	HORBACZ Marcin	POL	Beibei	65.46	0	112	0	1088	
12	128	WOODBIDGE Nick	GBR	Qiangqiang	73.22	0	140	0	1060	
13	102	BERROU Jean Maxence	FRA	Liangliang	70.64	0	140	0	1060	
14	117	BREMER Eli	USA	Dangdang	68.82	0	140	0	1060	
15	104	MOISEEV Andrey	RUS	Huohuo	67.70	0	140	0	1060	
16	112	BENEDETTI Nicola	ITA	Naonao	69.15	0	144	0	1056	
17	120	TYMOSHCHENKO Pavlo	UKR	Lele	73.29	0	152	0	1048	
18	123	WEALE Sam	GBR	Diandian	83.56	36	128	0	1036	
19	126	QIAN Zhenhua	CHN	Jingjing	70.18	0	168	0	1032	
20	132	VELAZQUEZ Yaniel	CUB	Shuaishuai	79.79	20	152	0	1028	
21	136	MURAKAMI Yoshihiro	JPN	Lele	98.33	96	124	0	980	
22	129	VALENTINI Andrea	ITA	Xingxing	92.13	72	156	0	972	
23	130	BUSTOS Cristian	CHI	Huohuo	78.42	16	280	0	904	
24	118	MAJEWSKI Bartosz	POL	Ningning	112.29	152	148	0	900	
25	105	HORVATH Viktor	HUN	Zhaozhao	90.55	64	240	0	896	
26	109	WALTHER Eric	GER	Chuchu	106.18	128	180	0	892	
27	111	BALOGH Gabor	HUN	Bubu	113.65	156	192	0	852	
28	101	FROLOV Ilya	RUS	Shuaishuai	86.35	48	324	0	828	
29	125	CAO Zhong rong	CHN	Chuchu	134.96	240	248	0	712	
30	135	NAM Dong-hong	KOR	Huanhuan	144.52	280	380	0	540	
31	133	EL GEZIRY Amro	EGY	Huanhuan	144.79	280	436	0	484	
32	106	SVOBODA David	CZE	Hunhun	149.00	300	716	0	184	DNF
33	124	ZAKRZEWSKI John	FRA	Diandian	149.00	300	740	0	160	DNF
34	134	LEE Choon-huan	KOR	Bubu	156.8	300	816	0	84	DNF
35	110	LAPO Yahor	BLR	Pingping	149.00	300	980	0	0	DNF
35	119	LOPEZ Jaime	ESP	Gege	149.00	300	1200	0	0	DNF

Legend : DNF = Did Not Finish Obs=Obstacle penalties



COMPETITION HORSES
比赛马匹 / CHEVAUX POUR LA COMPETITION

As of 21 AUG 2008

Horses	
No.	Name
1	Beibei
3	Shuaishuai
4	Huanhuan
8	Dangdang
9	Pingping
12	Naonao
13	Qiangqiang
18	Yangyang
19	Liangliang
20	Chuchu
22	Hunhun
23	Huohuo
24	Bubu
25	Gege
27	Lele
29	Diandian
30	Ningning
31	Zhaozhao

Reserve Horses		
2	Jingjing	1st reserve
21	Guangguang	2nd reserve
28	Honghong	3rd reserve
32	Xingxing	4th reserve
33	Nini	5th reserve

Total Horses: 23



INTERMEDIATE RESULTS AFTER SWIMMING

游泳之后中间成绩 / Résultats intermédiaires après la natation

Rank	Bib No.	Name	NOC Code	Shot	Fence	Swim	Ride	Run	MP Points	Handicap Time
1	104	MOISEEV Andrey M001582	RUS	1168 (5) 186	1024 (=1) 26V - 9D	1332 (6) 2:02.55			3524	0:00
2	106	SVOBODA David M001767	CZE	1228 (1) 191	976 (3) 24V - 11D	1296 (17) 2:05.40			3500	0:06
3	126	QIAN Zhenhua M000934	CHN	1204 (2) 189	1024 (=1) 26V - 9D	1272 (22) 2:07.46			3500	0:06
4	116	KIRPULIANSKYI Dmytro M001701	UKR	1144 (11) 184	880 (=7) 20V - 15D	1308 (13) 2:04.37			3332	0:48
5	107	KRUNGOLCAS Edvinas M000152	LTU	1156 (7) 185	904 (=5) 21V - 14D	1272 (23) 2:07.63			3332	0:48
6	120	TYMOSHCHENKO Pavlo M002049	UKR	1156 (9) 185	908 (4) 22V - 13D	1252 (28) 2:09.20			3316	0:52
7	105	HORVATH Viktor M000259	HUN	1180 (4) 187	784 (=21) 16V - 19D	1300 (15) 2:05.17			3264	1:05
8	108	GEBHARDT Steffen M000402	GER	1132 (15) 183	832 (=13) 18V - 17D	1280 (19) 2:06.84			3244	1:10
9	113	MICHALIK Michal M000239	CZE	1192 (3) 188	784 (=21) 16V - 19D	1260 (24) 2:08.37			3236	1:12
10	109	WALTHER Eric M000136	GER	1000 (30) 172	880 (=7) 20V - 15D	1352 (3) 2:00.84			3232	1:13
11	123	WEALE Sam M000729	GBR	1060 (25) 177	832 (=13) 18V - 17D	1328 (8) 2:02.87			3220	1:16
12	103	ZADNEPROVSKIS Andrejus M000158	LTU	1120 (17) 182	760 (=24) 15V - 20D	1336 (5) 2:02.27			3216	1:17
13	119	LOPEZ Jaime M001816	ESP	1132 (13) 183	808 (=19) 17V - 18D	1276 (20) 2:07.02			3216	1:17
14	101	FROLOV Ilya M001227	RUS	1072 (22) 178	832 (=13) 18V - 17D	1312 (11) 2:04.01			3216	1:17
15	111	BALOGH Gabor M000060	HUN	1084 (20) 179	856 (=10) 19V - 16D	1276 (21) 2:07.32			3216	1:17
16	114	HORBACZ Marcin M000258	POL	1156 (8) 185	736 (=29) 14V - 21D	1320 (10) 2:03.52			3212	1:18
17	133	EL GEZIRY Amro M001753	EGY	1024 (29) 174	760 (=24) 15V - 20D	1412 (1) 1:55.86			3196	1:22
18	110	LAPO Yahor M001207	BLR	1072 (24) 178	808 (=19) 17V - 18D	1296 (18) 2:05.62			3176	1:27
19	129	VALENTINI Andrea M000058	ITA	1120 (16) 182	832 (=13) 18V - 17D	1220 (33) 2:11.70			3172	1:28
20	135	NAM Dong-hong M002186	KOR	1108 (18) 181	760 (=24) 15V - 20D	1300 (16) 2:05.28			3168	1:29
21	121	MELIAKH Dzmityry M001025	BLR	1168 (6) 186	664 (35) 11V - 24D	1324 (9) 2:03.03			3156	1:32
22	134	LEE Choon-huan M000985	KOR	1048 (=26) 176	856 (=10) 19V - 16D	1252 (27) 2:09.18			3156	1:32
23	132	VELAZQUEZ Yaniel M004220	CUB	1144 (10) 184	832 (=13) 18V - 17D	1164 (36) 2:16.38			3140	1:36
24	115	CERKOVSKIS Deniss M000218	LAT	1144 (12) 184	760 (=24) 15V - 20D	1236 (29) 2:10.46			3140	1:36
25	118	MAJEWSKI Bartosz M002998	POL	1048 (28) 176	832 (=13) 18V - 17D	1252 (26) 2:09.14			3132	1:38
26	124	ZAKRZEWSKI John M000796	FRA	952 (33) 168	856 (=10) 19V - 16D	1312 (12) 2:04.23			3120	1:41
27	125	CAO Zhong rong M005431	CHN	856 (36) 160	904 (=5) 21V - 14D	1344 (4) 2:01.53			3104	1:45
28	122	SOTO Oscar M001348	MEX	988 (31) 171	880 (=7) 20V - 15D	1236 (30) 2:10.60			3104	1:45
29	112	BENEDETTI Nicola M002737	ITA	1132 (14) 183	784 (=21) 16V - 19D	1180 (34) 2:15.10			3096	1:47
30	127	SACKSEN Sam M003884	USA	1072 (23) 178	736 (=29) 14V - 21D	1256 (25) 2:08.99			3064	1:55
31	136	MURAKAMI Yoshihiro M001970	JPN	1108 (19) 181	688 (=33) 12V - 23D	1232 (31) 2:10.74			3028	2:04
32	128	WOODBRIDGE Nick M001707	GBR	856 (35) 160	736 (=29) 14V - 21D	1412 (2) 1:55.96			3004	2:10
33	102	BERROU Jean Maxence M002736	FRA	1048 (=26) 176	640 (36) 10V - 25D	1308 (14) 2:04.52			2996	2:12
34	117	BREMER Eli M000327	USA	916 (34) 165	736 (=29) 14V - 21D	1328 (7) 2:02.80			2980	2:16
35	131	RIKER-FOX Joshua M001620	CAN	988 (32) 171	760 (=24) 15V - 20D	1224 (32) 2:11.54			2972	2:18
36	130	BUSTOS Cristian M001178	CHI	1072 (21) 178	688 (=33) 12V - 23D	1180 (35) 2:15.26			2940	2:26

Legend : D=Defeat V=Victory



Yingdong Natatorium
英东游泳馆
Piscine de Ying Dong

THU 星期四 JEU
21 AUG 2008
14:30

MODERN PENTATHLON
现代五项 / PENTATHLON MODERNE

MEN
男子 / Men

SWIMMING 200M FREESTYLE
200米自由泳 / Natation 200 m nage libre



RESULTS
比赛成绩 / RESULTATS

Rank	Bib No.	Name	NOC code	Split Time			Final Time	Penalties	MP Points	Status
				50 m	100 m	150 m				
1	133	EL GEZIRY Amro	EGY	27.14	56.49	1:26.45	1:55.86		1412	MPOR
2	128	WOODBIDGE Nick	GBR	27.18	56.47	1:26.68	1:55.96		1412	
3	109	WALTHER Eric	GER	28.43	59.46	1:30.14	2:00.84		1352	
4	125	CAO Zhong rong	CHN	27.60	58.13	1:29.62	2:01.53		1344	
5	103	ZADNEPROVSKIS Andrejus	LTU	28.98	59.64	1:30.56	2:02.27		1336	
6	104	MOISEEV Andrey	RUS	29.15	1:00.24	1:31.68	2:02.55		1332	
7	117	BREMER Eli	USA	28.07	58.20	1:30.42	2:02.80		1328	
8	123	WEALE Sam	GBR	28.86	1:00.47	1:31.48	2:02.87		1328	
9	121	MELIAKH Dzmitry	BLR	29.21	1:00.34	1:31.58	2:03.03		1324	
10	114	HORBACZ Marcin	POL	28.51	59.04	1:30.59	2:03.52		1320	
11	101	FROLOV Ilya	RUS	28.56	59.86	1:32.05	2:04.01		1312	
12	124	ZAKRZEWSKI John	FRA	28.36	59.02	1:30.95	2:04.23		1312	
13	116	KIRPULIANSKYI Dmytro	UKR	28.30	59.85	1:32.06	2:04.37		1308	
14	102	BERROU Jean Maxence	FRA	29.28	1:00.91	1:32.67	2:04.52		1308	
15	105	HORVATH Viktor	HUN	29.23	1:00.49	1:32.42	2:05.17		1300	
16	135	NAM Dong-hong	KOR	28.79	1:00.43	1:32.41	2:05.28		1300	
17	106	SVOBODA David	CZE	29.22	1:01.36	1:33.79	2:05.40		1296	
18	110	LAPO Yahor	BLR	29.32	1:01.20	1:33.38	2:05.62		1296	
19	108	GEBHARDT Steffen	GER	28.24	1:00.14	1:33.25	2:06.84		1280	
20	119	LOPEZ Jaime	ESP	29.02	1:00.69	1:33.04	2:07.02		1276	
21	111	BALOGH Gabor	HUN	29.99	1:02.27	1:34.79	2:07.32		1276	
22	126	QIAN Zhenhua	CHN	29.33	1:01.87	1:35.77	2:07.46		1272	
23	107	KRUNGOLCAS Edvinas	LTU	28.69	1:00.53	1:33.43	2:07.63		1272	
24	113	MICHALIK Michal	CZE	29.74	1:02.45	1:35.85	2:08.37		1260	
25	127	SACKSEN Sam	USA	29.33	1:02.24	1:36.20	2:08.99		1256	
26	118	MAJEWSKI Bartosz	POL	29.92	1:02.01	1:35.91	2:09.14		1252	
27	134	LEE Choon-huan	KOR	30.18	1:02.47	1:36.10	2:09.18		1252	
28	120	TYMOSHCHENKO Pavlo	UKR	30.11	1:02.61	1:36.16	2:09.20		1252	
29	115	CERKOVSKIS Deniss	LAT	30.43	1:02.48	1:35.84	2:10.46		1236	
30	122	SOTO Oscar	MEX	30.36	1:02.92	1:36.64	2:10.60		1236	
31	136	MURAKAMI Yoshihiro	JPN	29.26	1:01.89	1:36.38	2:10.74		1232	
32	131	RIKER-FOX Joshua	CAN	30.35	1:03.79	1:37.52	2:11.54		1224	
33	129	VALENTINI Andrea	ITA	31.44	1:04.34	1:37.55	2:11.70		1220	
34	112	BENEDETTI Nicola	ITA	30.57	1:03.88	1:38.87	2:15.10		1180	
35	130	BUSTOS Cristian	CHI	31.32	1:05.94	1:41.15	2:15.26		1180	
36	132	VELAZQUEZ Yaniel	CUB	31.97	1:06.30	1:41.21	2:16.38		1164	



INTERMEDIATE RESULTS AFTER FENCING

击剑之后中间成绩 / Résultats intermédiaires après l'escrime

Rank	Bib No.	Name	NOC Code	Shot	Fence	Swim	Ride	Run	MP Points	Handicap Time
1	126	QIAN Zhenhua M000934	CHN	1204 (2) 189	1024 (=1) 26V - 9D				2228	0:00
2	106	SVOBODA David M001767	CZE	1228 (1) 191	976 (3) 24V - 11D				2204	0:06
3	104	MOISEEV Andrey M001582	RUS	1168 (5) 186	1024 (=1) 26V - 9D				2192	0:09
4	120	TYMOSHCHENKO Pavlo M002049	UKR	1156 (9) 185	908 (4) 22V - 13D				2064	0:41
5	107	KRUNGOLCAS Edvinas M000152	LTU	1156 (7) 185	904 (=5) 21V - 14D				2060	0:42
6	116	KIRPULIANSKYI Dmytro M001701	UKR	1144 (11) 184	880 (=7) 20V - 15D				2024	0:51
7	132	VELAZQUEZ Yaniel M004220	CUB	1144 (10) 184	832 (=13) 18V - 17D				1976	1:03
8	113	MICHALIK Michal M000239	CZE	1192 (3) 188	784 (=21) 16V - 19D				1976	1:03
9	105	HORVATH Viktor M000259	HUN	1180 (4) 187	784 (=21) 16V - 19D				1964	1:06
10	108	GEBHARDT Steffen M000402	GER	1132 (15) 183	832 (=13) 18V - 17D				1964	1:06
11	129	VALENTINI Andrea M000058	ITA	1120 (16) 182	832 (=13) 18V - 17D				1952	1:09
12	111	BALOGH Gabor M000060	HUN	1084 (20) 179	856 (=10) 19V - 16D				1940	1:12
13	119	LOPEZ Jaime M001816	ESP	1132 (13) 183	808 (=19) 17V - 18D				1940	1:12
14	112	BENEDETTI Nicola M002737	ITA	1132 (14) 183	784 (=21) 16V - 19D				1916	1:18
15	101	FROLOV Ilya M001227	RUS	1072 (22) 178	832 (=13) 18V - 17D				1904	1:21
16	115	CERKOVSKIS Deniss M000218	LAT	1144 (12) 184	760 (=24) 15V - 20D				1904	1:21
17	134	LEE Choon-huan M000985	KOR	1048 (=26) 176	856 (=10) 19V - 16D				1904	1:21
18	114	HORBACZ Marcin M000258	POL	1156 (8) 185	736 (=29) 14V - 21D				1892	1:24
19	123	WEALE Sam M000729	GBR	1060 (25) 177	832 (=13) 18V - 17D				1892	1:24
20	109	WALTHER Eric M000136	GER	1000 (30) 172	880 (=7) 20V - 15D				1880	1:27
21	103	ZADNEPROVSKIS Andrejus M000158	LTU	1120 (17) 182	760 (=24) 15V - 20D				1880	1:27
22	118	MAJEWSKI Bartosz M002998	POL	1048 (28) 176	832 (=13) 18V - 17D				1880	1:27
23	110	LAPU Yavor M001207	BLR	1072 (24) 178	808 (=19) 17V - 18D				1880	1:27
24	122	SOTO Oscar M001348	MEX	988 (31) 171	880 (=7) 20V - 15D				1868	1:30
25	135	NAM Dong-hong M002186	KOR	1108 (18) 181	760 (=24) 15V - 20D				1868	1:30
26	121	MELIAKH Dzmitry M001025	BLR	1168 (6) 186	664 (35) 11V - 24D				1832	1:39
27	124	ZAKRZEWSKI John M000796	FRA	952 (33) 168	856 (=10) 19V - 16D				1808	1:45
28	127	SACKSEN Sam M003884	USA	1072 (23) 178	736 (=29) 14V - 21D				1808	1:45
29	136	MURAKAMI Yoshihiro M001970	JPN	1108 (19) 181	688 (=33) 12V - 23D				1796	1:48
30	133	EL GEZIRY Amro M001753	EGY	1024 (29) 174	760 (=24) 15V - 20D				1784	1:51
31	125	CAO Zhong rong M005431	CHN	856 (36) 160	904 (=5) 21V - 14D				1760	1:57
32	130	BUSTOS Cristian M001178	CHI	1072 (21) 178	688 (=33) 12V - 23D				1760	1:57
33	131	RIKER-FOX Joshua M001620	CAN	988 (32) 171	760 (=24) 15V - 20D				1748	2:00
34	102	BERROU Jean Maxence M002736	FRA	1048 (=26) 176	640 (36) 10V - 25D				1688	2:15
35	117	BREMER Eii M000327	USA	916 (34) 165	736 (=29) 14V - 21D				1652	2:24
36	128	WOODBRIDGE Nick M001707	GBR	856 (35) 160	736 (=29) 14V - 21D				1592	2:39

Legend : D=Defeat V=Victory



Fencing hall
击剑馆
Pavillon d'escrime

THU 星期四 JEU
21 AUG 2008
10:00

MODERN PENTATHLON
现代五项 / PENTATHLON MODERNE

MEN
男子 / Men

FENCING EPEE ONE TOUCH
击剑 / Escrime epee une touche



RESULTS

比賽成績 / RESULTATS

Rank	Bib No.	Name	NOC Code	Victories	Defeats	Penalties	MP Points	Status
1	104	MOISEEV Andrey	RUS	26	9	0	1024	
1	126	QIAN Zhenhua	CHN	26	9	0	1024	
3	106	SVOBODA David	CZE	24	11	0	976	
4	120	TYMOSHCHENKO Pavlo	UKR	22	13	20	908	
5	107	KRUNGOLCAS Edvinas	LTU	21	14	0	904	
5	125	CAO Zhong rong	CHN	21	14	0	904	
7	109	WALTHER Eric	GER	20	15	0	880	
7	116	KIRPULIANSKYI Dmytro	UKR	20	15	0	880	
7	122	SOTO Oscar	MEX	20	15	0	880	
10	111	BALOGH Gabor	HUN	19	16	0	856	
10	124	ZAKRZEWSKI John	FRA	19	16	0	856	
10	134	LEE Choon-huan	KOR	19	16	0	856	
13	101	FROLOV Ilya	RUS	18	17	0	832	
13	108	GEBHARDT Steffen	GER	18	17	0	832	
13	118	MAJEWSKI Bartosz	POL	18	17	0	832	
13	123	WEALE Sam	GBR	18	17	0	832	
13	129	VALENTINI Andrea	ITA	18	17	0	832	
13	132	VELAZQUEZ Yaniel	CUB	18	17	0	832	
19	110	LAPO Yahor	BLR	17	18	0	808	
19	119	LOPEZ Jaime	ESP	17	18	0	808	
21	105	HORVATH Viktor	HUN	16	19	0	784	
21	112	BENEDETTI Nicola	ITA	16	19	0	784	
21	113	MICHALIK Michal	CZE	16	19	0	784	
24	103	ZADNEPROVSKIS Andrejus	LTU	15	20	0	760	
24	115	CERKOVSKIS Deniss	LAT	15	20	0	760	
24	131	RIKER-FOX Joshua	CAN	15	20	0	760	
24	133	EL GEZIRY Amro	EGY	15	20	0	760	
24	135	NAM Dong-hong	KOR	15	20	0	760	
29	114	HORBACZ Marcin	POL	14	21	0	736	
29	117	BREMER Eli	USA	14	21	0	736	
29	127	SACKSEN Sam	USA	14	21	0	736	
29	128	WOODBIDGE Nick	GBR	14	21	0	736	
33	130	BUSTOS Cristian	CHI	12	23	0	688	
33	136	MURAKAMI Yoshihiro	JPN	12	23	0	688	
35	121	MELIAKH Dzmitry	BLR	11	24	0	664	
36	102	BERROU Jean Maxence	FRA	10	25	0	640	



Fencing hall
击剑馆
Pavillon d'escrime

THU 星期四 JEU
21 AUG 2008
10:00

MODERN PENTATHLON
现代五项 / PENTATHLON MODERNE

MEN
男子 / Men

FENCING EPEE ONE TOUCH
击剑 / Escrime epee une touche



BOUT SUMMARY

击剑比赛胜负比率详单 / TABLE DES MATCHES EN ESCRIME

Bib No	Name	NOC Code		Bouts																																				Pen.	V	D	Points			
				1	2	3	4	5	6	7	8	9	10	11	12	13	14	15	16	17	18	19	20	21	22	23	24	25	26	27	28	29	30	31	32	33	34	35	36							
121	MELIAKH D.	BLR	1	V	V	D	D	D	D	V	D	V	D	D	V	D	D	D	D	D	D	D	D	D	D	D	D	D	D	D	D	D	N	D	V	D	D	D	V	0	11	24	664			
110	LAPO Y.	BLR	2	D	D	D	V	V	D	D	V	D	D	V	V	D	V	V	V	D	V	D	D	D	V	D	V	D	D	D	V	D	D	V	D	D	D	D	D	V	0	17	18	808		
125	CAO Z.	CHN	3	D	V	D	D	D	D	V	V	V	D	V	V	D	D	D	V	V	V	V	V	V	V	V	D	V	V	V	V	V	D	V	D	D	D	D	V	0	21	14	904			
126	QIAN Z.	CHN	4	V	D	V	D	V	V	V	V	D	V	V	V	D	V	V	D	V	V	D	D	D	D	D	V	V	V	V	V	V	D	D	D	V	V	V	0	26	9	1024				
113	MICHALIK M.	CZE	5	V	D	V	D	D	D	V	V	V	D	D	D	V	D	D	D	D	D	D	D	D	D	D	D	V	V	D	V	D	D	D	D	V	V	D	0	16	19	784				
106	SVOBODA D.	CZE	6	V	V	V	D	V	D	V	V	V	D	D	V	V	V	D	D	V	D	D	D	D	D	D	V	V	D	V	V	V	V	D	V	V	V	D	V	0	24	11	976			
124	ZAKRZEWSKI J.	FRA	7	V	V	V	D	D	V	D	D	V	V	D	V	V	D	V	D	V	V	D	V	V	D	D	D	N	V	V	D	V	V	D	V	D	D	D	V	0	19	16	856			
102	BERROU J.	FRA	8	D	D	D	D	D	D	V	D	D	D	D	D	D	D	D	D	D	D	D	D	D	D	D	V	V	V	D	V	V	D	V	V	D	D	D	D	0	10	25	640			
123	WEALE S.	GBR	9	V	V	D	D	D	D	V	V	D	V	D	D	V	V	D	N	V	D	V	D	D	D	D	D	D	D	D	V	D	D	V	V	V	V	0	18	17	832					
128	WOODBRIDGE N.	GBR	10	D	D	D	V	D	D	D	V	D	D	V	D	D	V	D	V	V	D	V	V	D	D	D	D	V	V	D	V	D	D	D	V	D	D	D	0	14	21	736				
108	GEBHARDT S.	GER	11	V	D	V	D	V	D	D	V	V	V	D	V	D	D	D	D	D	V	D	D	D	D	D	D	V	V	V	V	D	D	D	V	V	N	D	0	18	17	832				
109	WALTHER E.	GER	12	V	V	D	D	V	V	D	V	D	D	D	V	D	D	V	V	D	V	V	D	V	V	D	D	V	V	D	V	D	D	D	D	D	D	V	0	20	15	880				
111	BALOGH G.	HUN	13	D	D	D	D	V	V	V	V	D	V	D	D	D	D	D	D	D	D	D	D	D	D	D	V	V	D	V	V	V	D	D	D	D	D	V	V	0	19	16	856			
105	HORVATH V.	HUN	14	V	D	V	D	D	D	D	V	D	V	D	V	V	D	D	D	D	D	D	D	D	D	D	D	V	V	D	D	V	D	D	V	D	D	D	0	16	19	784				
112	BENEDETTI N.	ITA	15	V	D	V	D	V	D	D	D	V	D	D	D	D	D	D	D	V	V	V	V	D	D	D	D	D	D	D	D	D	D	D	D	D	D	D	V	0	16	19	784			
129	VALENTINI A.	ITA	16	V	D	V	D	V	D	D	D	V	V	V	V	D	D	D	D	D	V	V	V	D	V	D	V	V	D	V	D	D	D	D	D	D	D	D	V	0	18	17	832			
135	NAM D.	KOR	17	D	V	D	D	V	D	D	V	V	D	V	D	V	V	D	V	D	D	D	D	D	D	D	D	D	V	D	V	V	D	D	D	D	D	D	N	V	0	15	20	760		
134	LEE C.	KOR	18	V	D	D	V	D	V	V	N	V	V	D	D	D	D	D	D	D	D	D	D	D	D	D	D	D	V	V	D	V	V	V	D	V	D	D	D	V	0	19	16	856		
107	KRUNGOLCAS E.	LTU	19	V	V	D	D	V	V	D	D	D	D	D	V	V	D	D	D	D	V	V	D	D	D	D	D	D	V	V	V	V	V	V	V	D	D	D	V	N	V	0	21	14	904	
103	ZADNEPROVSKIS A.	LTU	20	V	V	D	D	V	D	D	V	V	D	V	D	D	D	D	D	D	V	V	V	D	D	D	D	D	D	D	D	D	D	D	D	D	D	D	D	V	0	15	20	760		
133	EL GEZIRY A.	EGY	21	D	D	D	V	V	V	V	V	D	D	D	D	D	D	D	D	D	D	D	D	D	D	D	D	D	V	D	D	V	V	D	D	D	D	D	D	D	V	0	15	20	760	
131	RIKER-FOX J.	CAN	22	V	D	D	V	V	V	D	V	V	D	D	D	D	D	D	D	V	D	D	D	D	D	D	D	D	D	D	D	D	D	D	D	D	D	D	D	D	0	15	20	760		
122	SOTO O.	MEX	23	V	V	D	D	V	D	V	D	D	V	D	V	D	V	D	D	D	D	D	D	D	D	D	D	D	V	V	D	D	V	V	V	D	V	D	D	V	0	20	15	880		
132	VELAZQUEZ Y.	CUB	24	D	D	D	D	V	D	D	D	D	V	D	V	V	D	V	D	V	D	V	D	V	D	V	D	V	V	D	D	V	D	V	V	D	D	D	D	D	0	18	17	832		
115	CERKOVSKIS D.	LAT	25	V	V	V	D	D	V	N	D	V	D	D	D	D	D	D	D	D	D	D	D	D	D	D	D	D	D	D	V	D	D	D	D	V	V	D	D	D	0	15	20	760		
136	MURAKAMI Y.	JPN	26	D	V	D	D	D	D	D	V	V	D	D	D	D	D	D	D	D	D	D	D	D	D	D	D	D	V	D	D	D	D	D	D	D	D	D	V	V	V	0	12	23	688	
130	BUSTOS C.	CHI	27	V	D	D	D	V	D	D	D	V	D	D	D	D	D	D	D	D	D	D	D	D	D	D	D	D	D	D	D	D	D	D	D	D	D	N	D	D	D	0	12	23	688	
119	LOPEZ J.	ESP	28	V	D	D	D	D	D	V	D	V	V	D	D	V	V	V	D	V	D	V	D	V	D	V	D	V	D	D	D	D	D	D	D	V	V	D	D	V	0	17	18	808		
114	HORBACZ M.	POL	29	V	V	D	D	V	D	D	V	V	D	D	D	D	D	D	D	D	D	D	D	D	D	D	D	D	V	D	D	V	V	V	D	D	D	D	V	V	0	14	21	736		
118	MAJEWSKI B.	POL	30	N	V	D	D	D	D	D	D	V	D	D	D	D	V	V	V	V	D	V	D	D	D	D	D	D	V	V	D	V	V	D	D	D	D	D	V	V	0	18	17	832		
104	MOISEEV A.	RUS	31	V	D	V	V	V	V	D	V	V	V	V	V	V	V	V	D	V	V	V	V	D	D	D	D	V	V	V	D	D	D	D	D	D	D	V	D	0	26	9	1024			
101	FROLOV I.	RUS	32	D	V	D	V	V	D	D	V	D	D	D	V	V	V	V	V	V	D	V	V	V	V	D	V	D	D	N	D	V	D	V	D	D	D	D	D	V	0	18	17	832		
116	KIRPULIANSKYI D.	UKR	33	V	V	V	V	D	D	V	V	V	V	D	D	D	V	V	D	D	D	D	D	D	D	D	D	D	V	D	V	D	V	D	D	D	D	D	D	D	V	0	20	15	880	
120	TYMOSHCHENKO P.	UKR	34	V	V	V	D	D	V	V	D	D	D	V	V	V	V	D	V	D	V	V	V	V	D	V	D	V	V	V	V	D	V	D	D	D	D	D	D	D	D	V	20	22	13	908
117	BREMER E.	USA	35	V	V	V	D	D	V	D	V	D	N	V	D	D	D	D	N	V	N	D	V	D	D	D	D	D	D	D	V	D	D	D	D	D	D	D	D	D	V	0	14	21	736	
127	SACKSEN S.	USA	36	D	D	D	D	V	D	V	V	D	V	D	D	D	D	D	D	D	D	D	D	D	D	D	D	D	D	D	D	D	D	D	D	D	D	D	D	D	D	0	14	21	736	

Legend : D=Defeat N=Double defeat Pen=Penalties V=Victory





Fencing hall
击剑馆
Pavillon d'escrime

THU 星期四 JEU
21 AUG 2008
10:00

MODERN PENTATHLON
现代五项 / PENTATHLON MODERNE

MEN
男子 / Men

FENCING EPEE ONE TOUCH
击剑 / Escrime epee une touche



FENCING PAIRS

击剑对阵表 / COMPOSITION DES ASSAULTS D'ESCRIME

Team Name	Bib Name No.	NOC Code	Bib Name No.	NOC Code
ITA - Italy	112 BENEDETTI N.	ITA	129 VALENTINI A.	ITA
KOR - Korea	135 NAM D.	KOR	134 LEE C.	KOR
LTU - Lithuania	107 KRUNGOLCAS E.	LTU	103 ZADNEPROVSKIS A.	LTU
MIX1 - Mixed team 1	133 EL GEZIRY A.	EGY	131 RIKER-FOX J.	CAN
MIX2 - Mixed team 2	122 SOTO O.	MEX	132 VELAZQUEZ Y.	CUB
MIX3 - Mixed team 3	115 CERKOVSKIS D.	LAT	136 MURAKAMI Y.	JPN
MIX4 - Mixed team 4	130 BUSTOS C.	CHI	119 LOPEZ J.	ESP
POL - Poland	114 HORBACZ M.	POL	118 MAJEWSKI B.	POL
RUS - Russian Federation	104 MOISEEV A.	RUS	101 FROLOV I.	RUS
UKR - Ukraine	116 KIRPULIANSKYI D.	UKR	120 TYMOSHCHENKO P.	UKR
USA - United States of America	117 BREMER E.	USA	127 SACKSEN S.	USA
BLR - Belarus	121 MELIAKH D.	BLR	110 LAPO Y.	BLR
CHN - China	125 CAO Z.	CHN	126 QIAN Z.	CHN
CZE - Czech Republic	113 MICHALIK M.	CZE	106 SVOBODA D.	CZE
FRA - France	124 ZAKRZEWSKI J.	FRA	102 BERROU J.	FRA
GBR - Great Britain	123 WEALE S.	GBR	128 WOODBRIDGE N.	GBR
GER - Germany	108 GEBHARDT S.	GER	109 WALTHER E.	GER
HUN - Hungary	111 BALOGH G.	HUN	105 HORVATH V.	HUN

	Piste A	Piste B	Piste C	Piste D	Piste E	Piste F	Piste G	Piste H	Piste I
Round 0	ITA-HUN	KOR-GER	LTU-GBR	MIX1-FRA	MIX2-CZE	MIX3-CHN	MIX4-BLR	POL-USA	RUS-UKR
Round 1	ITA-HUN	KOR-GER	LTU-GBR	MIX1-FRA	MIX2-CZE	MIX3-CHN	MIX4-BLR	POL-USA	RUS-UKR
Round 2	ITA-GER	HUN-GBR	KOR-FRA	LTU-CZE	MIX1-CHN	MIX2-BLR	MIX3-USA	MIX4-UKR	POL-RUS
Round 3	ITA-GBR	GER-FRA	HUN-CZE	KOR-CHN	LTU-BLR	MIX1-USA	MIX2-UKR	MIX3-RUS	MIX4-POL
Round 4	ITA-FRA	GBR-CZE	GER-CHN	HUN-BLR	KOR-USA	LTU-UKR	MIX1-RUS	MIX2-POL	MIX3-MIX4
Round 5	ITA-CZE	FRA-CHN	GBR-BLR	GER-USA	HUN-UKR	KOR-RUS	LTU-POL	MIX1-MIX4	MIX2-MIX3
Round 6	ITA-CHN	CZE-BLR	FRA-USA	GBR-UKR	GER-RUS	HUN-POL	KOR-MIX4	LTU-MIX3	MIX1-MIX2
Round 7	ITA-BLR	CHN-USA	CZE-UKR	FRA-RUS	GBR-POL	GER-MIX4	HUN-MIX3	KOR-MIX2	LTU-MIX1
Round 8	ITA-USA	BLR-UKR	CHN-RUS	CZE-POL	FRA-MIX4	GBR-MIX3	GER-MIX2	HUN-MIX1	KOR-LTU
Round 9	ITA-UKR	USA-RUS	BLR-POL	CHN-MIX4	CZE-MIX3	FRA-MIX2	GBR-MIX1	GER-LTU	HUN-KOR
Round 10	ITA-RUS	UKR-POL	USA-MIX4	BLR-MIX3	CHN-MIX2	CZE-MIX1	FRA-LTU	GBR-KOR	GER-HUN
Round 11	ITA-POL	RUS-MIX4	UKR-MIX3	USA-MIX2	BLR-MIX1	CHN-LTU	CZE-KOR	FRA-HUN	GBR-GER
Round 12	ITA-MIX4	POL-MIX3	RUS-MIX2	UKR-MIX1	USA-LTU	BLR-KOR	CHN-HUN	CZE-GER	FRA-GBR
Round 13	ITA-MIX3	MIX4-MIX2	POL-MIX1	RUS-LTU	UKR-KOR	USA-HUN	BLR-GER	CHN-GBR	CZE-FRA
Round 14	ITA-MIX2	MIX3-MIX1	MIX4-LTU	POL-KOR	RUS-HUN	UKR-GER	USA-GBR	BLR-FRA	CHN-CZE
Round 15	ITA-MIX1	MIX2-LTU	MIX3-KOR	MIX4-HUN	POL-GER	RUS-GBR	UKR-FRA	USA-CZE	BLR-CHN
Round 16	ITA-LTU	MIX1-KOR	MIX2-HUN	MIX3-GER	MIX4-GBR	POL-FRA	RUS-CZE	UKR-CHN	USA-BLR
Round 17	ITA-KOR	LTU-HUN	MIX1-GER	MIX2-GBR	MIX3-FRA	MIX4-CZE	POL-CHN	RUS-BLR	UKR-USA

Note : Maximum expected number of bouts with 36 competitors in competition is 35. This means 25 victories earn 1000 Modern pentathlon points. One (1) victory over or under this number (25) means +/- 24 Modern pentathlon points.



Fencing hall
击剑馆
Pavillon d'escrime

THU 星期四 JEU
21 AUG 2008
8:30

MODERN PENTATHLON
现代五项 / PENTATHLON MODERNE
MEN
男子 / Men
SHOOTING 10M AIR PISTOL
10米射击 / Tir pistolet 10m



RESULTS
比赛成绩 / RESULTATS

Rk	Bib No	Name	NOC Code	Shots																				C	PNL	Score	MP Pts	Status	HT	
				1	2	3	4	5	6	7	8	9	10	11	12	13	14	15	16	17	18	19	20							
1	106	SVOBODA David	CZE	9	10	9	C	10	9	9	10	C	10	9	9	10	C	9	10	9	9	10	C	4		191	1228	MPOR	0:00	
2	126	QIAN Zhenhua	CHN	9	10	7	9	C	C	10	10	10	9	9	C	C	9	10	C	8	5		189	1204		0:06				
3	113	MICHALIK Michal	CZE	8	7	C	9	9	C	C	9	9	C	10	C	10	C	9	9	10	10	9	10	6		188	1192		0:09	
4	105	HORVATH Viktor	HUN	9	C	9	10	9	9	C	9	9	9	C	10	9	8	C	10	10	10	9	8	4		187	1180		0:12	
5	104	MOISEEV Andrey	RUS	8	C	9	9	9	10	9	10	8	9	10	9	8	C	C	C	9	C	9	C	6		186	1168		0:15	
6	121	MELIAKH Dzmitry	BLR	9	9	9	9	9	9	10	9	10	C	9	10	10	9	10	9	9	9	10	8	1		186	1168		0:15	
7	107	KRUNGOLCAS Edvina:	LTU	9	8	9	C	10	8	9	8	C	C	9	10	9	C	10	9	8	10	C	9	5		185	1156		0:18	
8	114	HORBACZ Marcin	POL	C	9	9	C	8	8	9	C	9	9	C	9	9	9	10	10	10	9	9	9	4		185	1156		0:18	
9	120	TYMOSHCHENKO Pav	UKR	9	9	8	9	9	10	10	10	9	9	9	9	9	10	9	C	9	9	10	10	8	1		185	1156		0:18
10	132	VELAZQUEZ Yaniel	CUB	9	8	9	10	9	C	9	8	C	C	9	C	10	8	10	8	10	9	9	9	4		184	1144		0:21	
11	116	KIRPULIANSKYI D.	UKR	9	C	7	9	9	9	10	10	9	8	9	10	C	C	9	9	9	C	9	9	4		184	1144		0:21	
12	115	CERKOVSKIS Deniss	LAT	9	7	10	10	C	10	9	9	10	10	10	8	10	9	8	9	C	9	10	7	2		184	1144		0:21	
13	119	LOPEZ Jaime	ESP	10	9	8	9	9	C	9	9	9	C	9	9	C	9	9	9	9	10	9	8	3		183	1132		0:24	
14	112	BENEDETTI Nicola	ITA	C	10	9	9	9	9	10	9	9	8	9	9	C	8	7	10	10	10	8	10	2		183	1132		0:24	
15	108	GEBHARDT Steffen	GER	9	9	9	9	9	8	9	9	C	10	9	8	9	8	10	C	10	9	10	9	2		183	1132		0:24	
16	129	VALENTINI Andrea	ITA	10	9	10	8	9	9	9	9	9	9	9	10	9	C	8	9	9	10	C	7	9	2		182	1120		0:27
17	103	ZADNEPROVSKIS A.	LTU	8	9	7	9	8	10	10	9	10	8	8	10	10	C	10	9	10	8	9	10	1		182	1120		0:27	
18	135	NAM Dong-hong	KOR	9	10	10	9	9	8	9	7	C	9	8	8	9	9	C	9	9	10	9	10	2		181	1108		0:30	
19	136	MURAKAMI Yoshihiro	JPN	9	10	9	9	9	9	9	10	9	9	8	8	10	8	10	8	9	C	10	8	1		181	1108		0:30	
20	111	BALOGH Gabor	HUN	8	10	8	6	8	8	9	10	9	8	8	C	10	10	9	C	9	10	C	9	8	3		179	1084		0:36
21	130	BUSTOS Cristian	CHI	9	9	8	C	9	9	9	8	9	C	9	8	9	9	7	9	9	10	8	C	3		178	1072		0:39	
22	101	FROLOV Ilya	RUS	8	10	10	8	8	8	9	8	9	9	9	9	9	9	C	9	8	9	9	8	C	2		178	1072		0:39
23	127	SACKSEN Sam	USA	10	7	8	8	9	C	9	8	9	10	9	9	10	10	9	8	9	9	9	8	1		178	1072		0:39	
24	110	LAPO Yahor	BLR	10	7	9	9	9	8	8	8	9	9	9	9	C	10	8	9	9	10	9	9	1		178	1072		0:39	
25	123	WEALE Sam	GBR	9	C	6	9	9	10	9	10	9	10	10	9	8	9	6	7	9	10	9	1			177	1060		0:42	
26	102	BERROU J.	FRA	9	8	9	9	10	9	7	6	8	8	9	9	9	C	C	10	8	10	10	8	2		176	1048		0:45	
26	134	LEE Choon-huan	KOR	9	7	C	8	9	8	8	9	10	10	9	9	10	9	6	10	C	8	9	8	2		176	1048		0:45	
28	118	MAJEWSKI Bartosz	POL	9	10	10	10	C	9	7	8	7	10	8	8	C	9	9	8	9	7	9	9	2		176	1048		0:45	
29	133	EL GEZIRY Amro	EGY	10	9	8	9	9	8	8	9	7	9	6	8	9	10	9	C	8	8	10	10	1		174	1024		0:51	
30	109	WALTHER Eric	GER	8	9	8	C	9	8	8	C	9	9	10	6	3	9	9	9	9	C	10	9	3		172	1000		0:57	
31	122	SOTO Oscar	MEX	8	7	C	8	8	10	6	9	10	9	C	C	9	8	8	8	8	9	7	9	8	3		171	988		1:00
32	131	RIKER-FOX Joshua	CAN	9	9	8	10	4	8	9	9	C	8	10	9	7	8	9	8	8	10	9	9	1		171	988		1:00	
33	124	ZAKRZEWSKI John	FRA	7	8	6	8	C	8	7	10	9	8	9	8	9	8	8	9	9	9	9	9	1		168	952		1:09	
34	117	BREMER Eli	USA	4	6	10	8	9	9	8	6	10	8	10	9	10	10	8	7	C	7	8	8	1		165	916		1:18	
35	128	WOODBIDGE Nick	GBR	7	C	7	6	8	9	4	9	8	7	C	9	8	9	9	8	8	8	8	8	2		160	856		1:33	
36	125	CAO Zhong rong	CHN	9	7	6	9	8	7	7	10	10	7	10	10	7	9	6	8	9	8	8	5	0		160	856		1:33	

Legend : C=Center ten HT=Handicap Time MP=Modern Pentathlon PNL=Penalties Pts=Points Rk=Rank



OFFICIAL COMMUNICATION

官方通告 / COMMUNICATION OFFICIELLE

Item: 1

**Men's Running Ranking Changing
UIPM Decision**

Due to penalty related to a false start in running, ranking of Berrou Jean Maxence(FRA) and Murakami Yoshihiro(JPN) have to be changed.
Consequently some ranking after position 21st are also to be updated.

Issued by: UIPM TD
Time: 22:17
Date: 21 AUG 2008

This decision affects:

RESULTS
SCHEDULE
OTHER

X

Note:



FINAL RESULTS
最终赛果 / RESULTATS FINAUX

Rank	Bib No.	Name	NOC Code	Shot	Fence	Swim	Ride	Run	MP Points	Time Difference
1	203	SCHONEBORN Lena W001778	GER	1060 (20) 177	1072 (1) 28V - 7D	1280 (10) 2:16.91	1172 (4) 68.05	1208 (9) 10:28.82	5792	0:00
2	205	FELL Heather W001575	GBR	1156 (6) 185	880 (=11) 20V - 15D	1328 (3) 2:12.77	1144 (11) 71.58	1244 (5) 10:19.28	5752	0:10
3	210	TERESHUK Victoria W001734	UKR	1072 (17) 178	928 (=5) 22V - 13D	1316 (5) 2:13.97	1088 (21) 70.10	1268 (2) 10:13.25	5672	0:30
4	208	SAMUSEVICH Anastasia W001720	BLR	1180 (3) 187	856 (=14) 19V - 16D	1128 (33) 2:29.64	1172 (5) 67.60	1304 (1) 10:04.46	5640	0:38
5	227	CHEN Qian W002748	CHN	1060 (19) 177	880 (=11) 20V - 15D	1260 (15) 2:18.58	1200 (3) 68.65	1212 (8) 10:27.41	5612	0:45
6	212	BOENISZ Paulina W00092	POL	1132 (10) 183	904 (=9) 21V - 14D	1192 (27) 2:24.08	1096 (20) 83.27	1240 (6) 10:20.95	5564	0:57
7	204	LIVINGSTON Katy W001643	GBR	1072 (18) 178	808 (=18) 17V - 18D	1292 (7) 2:15.68	1172 (6) 67.28	1204 (10) 10:29.47	5548	1:01
8	202	MEDANY Aya W001329	EGY	1144 (9) 184	928 (=5) 22V - 13D	1292 (8) 2:15.69	1004 (30) 71.78	1176 (11) 10:36.05	5544	1:02
9	201	CAZE Amelie W000972	FRA	1060 (22) 177	928 (=5) 22V - 13D	1348 (2) 2:11.29	1116 (16) 72.83	1084 (22) 10:59.82	5536	1:04
10	216	XIU Xiu W002194	CHN	1132 (11) 183	856 (=14) 19V - 16D	1276 (=13) 2:17.17	1144 (12) 69.84	1056 (27) 11:06.31	5464	1:22
11	230	SCHREIBER Belinda W000656	SUI	1192 (1) 188	832 (17) 18V - 17D	1280 (=11) 2:16.96	1172 (9) 66.82	988 (32) 11:23.70	5464	1:22
12	221	MOURATOVA Tatiana W00097	RUS	1084 (14) 179	928 (=5) 22V - 13D	1208 (26) 2:22.98	1108 (19) 76.56	1124 (=18) 10:49.35	5452	1:25
13	220	RIMSAITE Donata W002025	LTU	1036 (24) 175	808 (=18) 17V - 18D	1236 (21) 2:20.57	1088 (22) 67.38	1268 (3) 10:13.76	5436	1:29
14	224	CORSINI Claudia W00099	ITA	1144 (8) 184	736 (28) 14V - 21D	1252 (18) 2:19.22	1116 (17) 69.83	1160 (12) 10:40.01	5408	1:36
15	206	ASADAUSKAITE Laura W002054	LTU	1036 (25) 175	688 (=31) 12V - 23D	1220 (22) 2:21.76	1200 (2) 68.94	1248 (4) 10:18.95	5392	1:40
16	217	GROLICHOVA Lucie W000420	CZE	1060 (21) 177	952 (=3) 23V - 12D	1244 (19) 2:19.78	1060 (26) 60.79	1056 (28) 11:06.47	5372	1:45
17	214	CZWOJDZINSKA Sylwia W000898	POL	1024 (26) 174	904 (=9) 21V - 14D	1256 (16) 2:18.76	1040 (27) 83.30	1112 (20) 10:52.41	5336	1:54
18	228	MARQUES Yane W002663	BRA	1156 (7) 185	856 (=14) 19V - 16D	1296 (6) 2:15.44	948 (33) 85.86	1076 (24) 11:01.61	5332	1:55
19	219	TAORMINA Sheila W005271	USA	1012 (28) 173	496 (36) 4V - 31D	1376 (1) 2:08.86	1200 (1) 71.54	1220 (7) 10:25.05	5304	2:02
20	222	VOROS Zsuzsanna W00285	HUN	1120 (12) 182	760 (=24) 15V - 20D	1280 (=11) 2:16.96	1076 (23) 77.62	1064 (26) 11:04.30	5300	2:03
21	223	ISAKSEN Margaux W003881	USA	988 (29) 171	760 (=24) 15V - 20D	1240 (20) 2:20.30	1144 (10) 71.59	1160 (14) 10:40.41	5292	2:05
22	207	ARKHIPENKA Hanna W002875	BLR	1096 (13) 180	784 (=22) 16V - 19D	1156 (30) 2:27.06	1144 (15) 66.24	1108 (21) 10:53.23	5288	2:06
23	211	RUBLEVSKA Elena W000095	LAT	908 (35) 181	1048 (2) 27V - 8D	1208 (25) 2:22.94	980 (31) 74.64	1124 (=18) 10:49.35	5268	2:11
24	218	GYENESEI Leila W037925	HUN	988 (30) 171	712 (=29) 13V - 22D	1316 (4) 2:13.84	1172 (8) 67.13	1072 (25) 11:02.35	5260	2:13
25	215	GRETCHICHNIKOVA Evdokia W000871	RUS	1072 (15) 178	880 (=11) 20V - 15D	1164 (29) 2:26.37	976 (32) 70.17	1148 (15) 10:43.65	5240	2:18
26	233	DOLGUSHINA Galina W001528	KAZ	1048 (23) 176	952 (=3) 23V - 12D	1168 (28) 2:26.28	1144 (13) 69.21	904 (34) 11:44.57	5216	2:24
27	226	PINETTE Monica W001503	CAN	1180 (2) 187	664 (33) 11V - 24D	1124 (34) 2:29.95	1144 (14) 67.88	1080 (23) 11:00.45	5192	2:30
28	229	SANCHEZ Marlene W037939	MEX	1168 (4) 186	808 (=18) 17V - 18D	1152 (31) 2:27.39	1020 (29) 92.47	1008 (30) 11:18.11	5156	2:39
29	231	TRAUTMANN Eva W001201	GER	952 (33) 168	616 (34) 9V - 26D	1276 (=13) 2:17.17	1024 (28) 80.46	1160 (13) 10:40.25	5028	3:11
30	232	FAKHRY Omnia W001540	EGY	1168 (5) 186	808 (=18) 17V - 18D	1292 (9) 2:15.72	776 (35) 102.51	952 (33) 11:32.10	4996	3:19
31	225	GRANT Kara W000253	CAN	1072 (16) 178	760 (=24) 15V - 20D	940 (36) 2:45.26	1060 (25) 67.27	1144 (16) 10:44.45	4976	3:24
32	213	BERTOLI Sara W000860	ITA	1024 (27) 174	712 (=29) 13V - 22D	1220 (23) 2:21.92	872 (34) 107.07	1128 (17) 10:48.46	4956	3:29
33	235	YUN Cho rong W037323	KOR	928 (34) 166	784 (=22) 16V - 19D	1208 (24) 2:22.88	1060 (24) 71.57	892 (35) 11:47.30	4872	3:50
34	234	SANZ-AGERO Rita W004716	GUA	988 (31) 171	568 (35) 7V - 28D	1128 (32) 2:29.41	1116 (18) 68.38	1044 (29) 11:09.98	4844	3:57
35	236	DARBY Angie W004719	AUS	904 (36) 164	688 (=31) 12V - 23D	1056 (35) 2:35.59	1172 (7) 67.23	996 (31) 11:21.96	4816	4:04
36	209	JIENBALANOVA Lada W000767	KAZ	976 (32) 170	760 (=24) 15V - 20D	1252 (17) 2:19.13	748 (36) 142.90	DNS (36)	3736	8:34

Legend : D=Defeat DNS = Did Not Start V=Victory



OSC Stadium
奥体中心体育场
Stade du CSO

FRI 星期五 VEN
22 AUG 2008
20:00

MODERN PENTATHLON
现代五项 / PENTATHLON MODERNE

WOMEN
女子 / Women

RUNNING 3000M
3000米跑步 / Course a pied 3000 m



RESULTS
比赛成绩 / RESULTATS

Rank	Bib No.	Name	NOC Code	Time	Penalties	MP Points	Status
1	208	SAMUSEVICH Anastasia	BLR	10:04.46		1304	
2	210	TERESHUK Victoria	UKR	10:13.25		1268	
3	220	RIMSAITE Donata	LTU	10:13.76		1268	
4	206	ASADAUSKAITE Laura	LTU	10:18.95		1248	
5	205	FELL Heather	GBR	10:19.28		1244	
6	212	BOENISZ Paulina	POL	10:20.95		1240	
7	219	TAORMINA Sheila	USA	10:25.05		1220	
8	227	CHEN Qian	CHN	10:27.41		1212	
9	203	SCHONEBORN Lena	GER	10:28.82		1208	
10	204	LIVINGSTON Katy	GBR	10:29.47		1204	
11	202	MEDANY Aya	EGY	10:36.05		1176	
12	224	CORSINI Claudia	ITA	10:40.01		1160	
13	231	TRAUTMANN Eva	GER	10:40.25		1160	
14	223	ISAKSEN Margaux	USA	10:40.41		1160	
15	215	GRETCHICHNIKOVA Evdokia	RUS	10:43.65		1148	
16	225	GRANT Kara	CAN	10:44.45		1144	
17	213	BERTOLI Sara	ITA	10:48.46		1128	
18	211	RUBLEVSKA Elena	LAT	10:49.35		1124	
18	221	MOURATOVA Tatiana	RUS	10:49.35		1124	
20	214	CZWOJDZINSKA Sylwia	POL	10:52.41		1112	
21	207	ARKHIPENKA Hanna	BLR	10:53.23		1108	
22	201	CAZE Amelie	FRA	10:59.82		1084	
23	226	PINETTE Monica	CAN	11:00.45		1080	
24	228	MARQUES Yane	BRA	11:01.61		1076	
25	218	GYENESEI Leila	HUN	11:02.35		1072	
26	222	VOROS Zsuzsanna	HUN	11:04.30		1064	
27	216	XIU Xiu	CHN	11:06.31		1056	
28	217	GROLICHOVA Lucie	CZE	11:06.47		1056	
29	234	SANZ-AGERO Rita	GUA	11:09.98		1044	
30	229	SANCHEZ Marlene	MEX	11:18.11		1008	
31	236	DARBY Angie	AUS	11:21.96		996	
32	230	SCHREIBER Belinda	SUI	11:23.70		988	
33	232	FAKHRY Omnia	EGY	11:32.10		952	
34	233	DOLGUSHINA Galina	KAZ	11:44.57		904	
35	235	YUN Cho rong	KOR	11:47.30		892	
36	209	JIENBALANOVA Lada	KAZ			0	DNS

Legend : DNS = Did Not Start



OSC Stadium
奥体中心体育场
Stade du CSO

FRI 星期五 VEN
22 AUG 2008
20:00

MODERN PENTATHLON
现代五项 / PENTATHLON MODERNE

WOMEN
女子 / Women

RUNNING 3000M
3000米跑步 / Course a pied 3000 m



START LIST
出发名单 / LISTE DE DEPART

Start Order	Bib No.	Name	NOC	Handicap Time
1	203	SCHONEBORN Lena	GER - Germany	0:00
2	205	FELL Heather	GBR - Great Britain	0:19
3	230	SCHREIBER Belinda	SUI - Switzerland	0:27
4	201	CAZE Amelie	FRA - France	0:33
5	216	XIU Xiu	CHN - China	0:44
6	210	TERESHUK Victoria	UKR - Ukraine	0:45
7	227	CHEN Qian	CHN - China	0:46
8	202	MEDANY Aya	EGY - Egypt	0:54
9	204	LIVINGSTON Katy	GBR - Great Britain	1:00
10	208	SAMUSEVICH Anastasia	BLR - Belarus	1:02
11	221	MOURATOVA Tatiana	RUS - Russian Federation	1:04
12	212	BOENISZ Paulina	POL - Poland	1:05
13	217	GROLICHOVA Lucie	CZE - Czech Republic	1:07
14	233	DOLGUSHINA Galina	KAZ - Kazakhstan	1:08
15	228	MARQUES Yane	BRA - Brazil	1:22
16	224	CORSINI Claudia	ITA - Italy	1:24
17	222	VOROS Zsuzsanna	HUN - Hungary	1:27
18	214	CZWOJDZINSKA Sylwia	POL - Poland	1:30
19	218	GYENESEI Leila	HUN - Hungary	1:39
20	207	ARKHIPENKA Hanna	BLR - Belarus	1:41
21	220	RIMSAITE Donata	LTU - Lithuania	1:44
22	229	SANCHEZ Marlene	MEX - Mexico	1:49
23	206	ASADAUSKAITE Laura	LTU - Lithuania	1:50
24	211	RUBLEVSKA Elena	LAT - Latvia	1:50
25	223	ISAKSEN Margaux	USA - United States of America	1:53
26	226	PINETTE Monica	CAN - Canada	1:58
27	215	GRETCHICHNIKOVA Evdokia	RUS - Russian Federation	2:03
28	219	TAORMINA Sheila	USA - United States of America	2:05
29	232	FAKHRY Omnia	EGY - Egypt	2:15
30	235	YUN Cho rong	KOR - Korea	2:31
31	231	TRAUTMANN Eva	GER - Germany	2:59
32	225	GRANT Kara	CAN - Canada	3:08
33	213	BERTOLI Sara	ITA - Italy	3:09
34	236	DARBY Angie	AUS - Australia	3:11
35	234	SANZ-AGERO Rita	GUA - Guatemala	3:16
36	209	JIENBALANOVA Lada	KAZ - Kazakhstan	3:32



INTERMEDIATE RESULTS AFTER RIDING

马术之后中间成绩 / Résultats intermédiaires après l'équitation

Rank	Bib No.	Name	NOC Code	Shot	Fence	Swim	Ride	Run	MP Points	Handicap Time
1	203	SCHONEBORN Lena W001778	GER	1060 (20) 177	1072 (1) 28V - 7D	1280 (10) 2:16.91	1172 (4) 68.05		4584	0:00
2	205	FELL Heather W001575	GBR	1156 (6) 185	880 (=11) 20V - 15D	1328 (3) 2:12.77	1144 (11) 71.58		4508	0:19
3	230	SCHREIBER Belinda W000656	SUI	1192 (1) 188	832 (17) 18V - 17D	1280 (=11) 2:16.96	1172 (9) 66.82		4476	0:27
4	201	CAZE Amelie W000972	FRA	1060 (22) 177	928 (=5) 22V - 13D	1348 (2) 2:11.29	1116 (16) 72.83		4452	0:33
5	216	XIU Xiu W002194	CHN	1132 (11) 183	856 (=14) 19V - 16D	1276 (=13) 2:17.17	1144 (12) 69.84		4408	0:44
6	210	TERESHUK Victoria W001734	UKR	1072 (17) 178	928 (=5) 22V - 13D	1316 (5) 2:13.97	1088 (21) 70.10		4404	0:45
7	227	CHEN Qian W002748	CHN	1060 (19) 177	880 (=11) 20V - 15D	1260 (15) 2:18.58	1200 (3) 68.65		4400	0:46
8	202	MEDANY Aya W001329	EGY	1144 (9) 184	928 (=5) 22V - 13D	1292 (8) 2:15.69	1004 (30) 71.78		4368	0:54
9	204	LIVINGSTON Katy W001643	GBR	1072 (18) 178	808 (=18) 17V - 18D	1292 (7) 2:15.68	1172 (6) 67.28		4344	1:00
10	208	SAMUSEVICH Anastasia W001720	BLR	1180 (3) 187	856 (=14) 19V - 16D	1128 (33) 2:29.64	1172 (5) 67.60		4336	1:02
11	221	MOURATOVA Tatiana W000097	RUS	1084 (14) 179	928 (=5) 22V - 13D	1208 (26) 2:22.98	1108 (19) 76.56		4328	1:04
12	212	BOENISZ Paulina W000092	POL	1132 (10) 183	904 (=9) 21V - 14D	1192 (27) 2:24.08	1096 (20) 83.27		4324	1:05
13	217	GROLICHOVA Lucie W000420	CZE	1060 (21) 177	952 (=3) 23V - 12D	1244 (19) 2:19.78	1060 (26) 60.79		4316	1:07
14	233	DOLGUSHINA Galina W001528	KAZ	1048 (23) 176	952 (=3) 23V - 12D	1168 (28) 2:26.28	1144 (13) 69.21		4312	1:08
15	228	MARQUES Yane W002663	BRA	1156 (7) 185	856 (=14) 19V - 16D	1296 (6) 2:15.44	948 (33) 85.86		4256	1:22
16	224	CORSINI Claudia W000099	ITA	1144 (8) 184	736 (28) 14V - 21D	1252 (18) 2:19.22	1116 (17) 69.83		4248	1:24
17	222	VOROS Zsuzsanna W000285	HUN	1120 (12) 182	760 (=24) 15V - 20D	1280 (=11) 2:16.96	1076 (23) 77.62		4236	1:27
18	214	CZWOJDZINSKA Sylwia W000898	POL	1024 (26) 174	904 (=9) 21V - 14D	1256 (16) 2:18.76	1040 (27) 83.30		4224	1:30
19	218	GYENESEI Leila W0037925	HUN	988 (30) 171	712 (=29) 13V - 22D	1316 (4) 2:13.84	1172 (8) 67.13		4188	1:39
20	207	ARKHIPENKA Hanna W002875	BLR	1096 (13) 180	784 (=22) 16V - 19D	1156 (30) 2:27.06	1144 (15) 66.24		4180	1:41
21	220	RIMSAITES Donata W002025	LTU	1036 (24) 175	808 (=18) 17V - 18D	1236 (21) 2:20.57	1088 (22) 67.38		4168	1:44
22	229	SANCHEZ Marlene W0037939	MEX	1168 (4) 186	808 (=18) 17V - 18D	1152 (31) 2:27.39	1020 (29) 92.47		4148	1:49
23	206	ASADAUSKAITE Laura W002054	LTU	1036 (25) 175	688 (=31) 12V - 23D	1220 (22) 2:21.76	1200 (2) 68.94		4144	1:50
24	211	RUBLEVSKA Elena W000095	LAT	908 (35) 181	1048 (2) 27V - 8D	1208 (25) 2:22.94	980 (31) 74.64		4144	1:50
25	223	ISAKSEN Margaux W003881	USA	988 (29) 171	760 (=24) 15V - 20D	1240 (20) 2:20.30	1144 (10) 71.59		4132	1:53
26	226	PINETTE Monica W001503	CAN	1180 (2) 187	664 (33) 11V - 24D	1124 (34) 2:29.95	1144 (14) 67.88		4112	1:58
27	215	GRETCHICHNIKOVA Evdokia W000871	RUS	1072 (15) 178	880 (=11) 20V - 15D	1164 (29) 2:26.37	976 (32) 70.17		4092	2:03
28	219	TAORMINA Sheila W005271	USA	1012 (28) 173	496 (36) 4V - 31D	1376 (1) 2:08.86	1200 (1) 71.54		4084	2:05
29	232	FAKHRY Omnia W001540	EGY	1168 (5) 186	808 (=18) 17V - 18D	1292 (9) 2:15.72	776 (35) 102.51		4044	2:15
30	235	YUN Cho rong W037323	KOR	928 (34) 166	784 (=22) 16V - 19D	1208 (24) 2:22.88	1060 (24) 71.57		3980	2:31
31	231	TRAUTMANN Eva W001201	GER	952 (33) 168	616 (34) 9V - 26D	1276 (=13) 2:17.17	1024 (28) 80.46		3868	2:59
32	225	GRANT Kara W000253	CAN	1072 (16) 178	760 (=24) 15V - 20D	940 (36) 2:45.26	1060 (25) 67.27		3832	3:08
33	213	BERTOLI Sara W000860	ITA	1024 (27) 174	712 (=29) 13V - 22D	1220 (23) 2:21.92	872 (34) 107.07		3828	3:09
34	236	DARBY Angie W004719	AUS	904 (36) 164	688 (=31) 12V - 23D	1056 (35) 2:35.59	1172 (7) 67.23		3820	3:11
35	234	SANZ-AGERO Rita W004716	GUA	988 (31) 171	568 (35) 7V - 28D	1128 (32) 2:29.41	1116 (18) 68.38		3800	3:16
36	209	JIENBALANOVA Lada W000767	KAZ	976 (32) 170	760 (=24) 15V - 20D	1252 (17) 2:19.13	748 (36) 142.90		3736	3:32

Legend : D=Defeat V=Victory



RESULTS
比赛成绩 / RESULTATS

Rank	Bib No.	Name	NOC Code	Horse Name	Time	Penalties			MP Points	Status
						Time	Obs	Other		
1	219	TAORMINA Sheila	USA	Liangliang	71.54	0	0	0	1200	
2	206	ASADAUSKAITE Laura	LTU	Guangguang	68.94	0	0	0	1200	
3	227	CHEN Qian	CHN	Ningning	68.65	0	0	0	1200	
4	203	SCHONEBORN Lena	GER	Xingxing	68.05	0	28	0	1172	
5	208	SAMUSEVICH Anastasia	BLR	Guangguang	67.60	0	28	0	1172	
6	204	LIVINGSTON Katy	GBR	Jingjing	67.28	0	28	0	1172	
7	236	DARBY Angie	AUS	Xingxing	67.23	0	28	0	1172	
8	218	GYENESEI Leila	HUN	Ningning	67.13	0	28	0	1172	
9	230	SCHREIBER Belinda	SUI	Guangguang	66.82	0	28	0	1172	
10	223	ISAKSEN Margaux	USA	Yangyang	71.59	0	56	0	1144	
11	205	FELL Heather	GBR	Lele	71.58	0	56	0	1144	
12	216	XIU Xiu	CHN	Honghong	69.84	0	56	0	1144	
13	233	DOLGUSHINA Galina	KAZ	Honghong	69.21	0	56	0	1144	
14	226	PINETTE Monica	CAN	Honghong	67.88	0	56	0	1144	
15	207	ARKHIPENKA Hanna	BLR	Xingxing	66.24	0	56	0	1144	
16	201	CAZE Amelie	FRA	Beibei	72.83	0	84	0	1116	
17	224	CORSINI Claudia	ITA	Liangliang	69.83	0	84	0	1116	
18	234	SANZ-AGERO Rita	GUA	Lele	68.38	0	84	0	1116	
19	221	MOURATOVA Tatiana	RUS	Ningning	76.56	8	84	0	1108	
20	212	BOENISZ Paulina	POL	Yangyang	83.27	36	68	0	1096	
21	210	TERESHUK Victoria	UKR	Liangliang	70.10	0	112	0	1088	
22	220	RIMSAITE Donata	LTU	Lele	67.38	0	112	0	1088	
23	222	VOROS Zsuzsanna	HUN	Lili	77.62	12	112	0	1076	
24	235	YUN Cho rong	KOR	Lili	71.57	0	140	0	1060	
25	225	GRANT Kara	CAN	Qiangqiang	67.27	0	140	0	1060	
26	217	GROLICHOVA Lucie	CZE	Jingjing	60.79	0	140	0	1060	
27	214	CZWOJDZINSKA Sylwia	POL	Yangyang	83.30	36	124	0	1040	
28	231	TRAUTMANN Eva	GER	Beibei	80.46	24	152	0	1024	
29	229	SANCHEZ Marlene	MEX	Beibei	92.47	72	108	0	1020	
30	202	MEDANY Aya	EGY	Qiangqiang	71.78	0	196	0	1004	
31	211	RUBLEVSKA Elena	LAT	Naonao	74.64	0	220	0	980	
32	215	GRETCHICHNIKOVA Evdokia	RUS	Qiangqiang	70.17	0	224	0	976	
33	228	MARQUES Yane	BRA	Lili	85.86	44	208	0	948	
34	213	BERTOLI Sara	ITA	Naonao	107.07	132	196	0	872	
35	232	FAKHRY Omnia	EGY	Naonao	102.51	112	312	0	776	
36	209	JIENBALANOVA Lada	KAZ	Jingjing	142.90	272	180	0	748	

Legend : Obs=Obstacle penalties



COMPETITION HORSES
比赛马匹 / CHEVAUX POUR LA COMPETITION

As of 22 AUG 2008

Horses	
No.	Name
1	Beibei
2	Jingjing
6	Lili
12	Naonao
13	Qiangqiang
18	Yangyang
19	Liangliang
21	Guangguang
27	Lele
28	Honghong
30	Ningning
32	Xingxing

Reserve Horses

10	Anan	1st reserve
16	Hehe	2nd reserve
31	Zhaozhao	3rd reserve
3	Shuaisuai	4th reserve
11	Pipi	5th reserve

Total Horses: 17



INTERMEDIATE RESULTS AFTER SWIMMING

游泳之后中间成绩 / Résultats intermédiaires après la natation

Rank	Bib No.	Name	NOC Code	Shot	Fence	Swim	Ride	Run	MP Points	Handicap Time
1	203	SCHONEBORN Lena W001778	GER	1060 (20) 177	1072 (1) 28V - 7D	1280 (10) 2:16.91			3412	0:00
2	205	FELL Heather W001575	GBR	1156 (6) 185	880 (=11) 20V - 15D	1328 (3) 2:12.77			3364	0:12
3	202	MEDANY Aya W001329	EGY	1144 (9) 184	928 (=5) 22V - 13D	1292 (8) 2:15.69			3364	0:12
4	201	CAZE Amelie W000972	FRA	1060 (22) 177	928 (=5) 22V - 13D	1348 (2) 2:11.29			3336	0:19
5	210	TERESHUK Victoria W001734	UKR	1072 (17) 178	928 (=5) 22V - 13D	1316 (5) 2:13.97			3316	0:24
6	228	MARQUES Yane W002663	BRA	1156 (7) 185	856 (=14) 19V - 16D	1296 (6) 2:15.44			3308	0:26
7	230	SCHREIBER Belinda W000656	SUI	1192 (1) 188	832 (17) 18V - 17D	1280 (=11) 2:16.96			3304	0:27
8	232	FAKHRY Omnia W001540	EGY	1168 (5) 186	808 (=18) 17V - 18D	1292 (9) 2:15.72			3268	0:36
9	216	XIU Xiu W002194	CHN	1132 (11) 183	856 (=14) 19V - 16D	1276 (=13) 2:17.17			3264	0:37
10	217	GROLICHOVA Lucie W000420	CZE	1060 (21) 177	952 (=3) 23V - 12D	1244 (19) 2:19.78			3256	0:39
11	212	BOENISZ Paulina W000092	POL	1132 (10) 183	904 (=9) 21V - 14D	1192 (27) 2:24.08			3228	0:46
12	221	MOURATOVA Tatiana W000097	RUS	1084 (14) 179	928 (=5) 22V - 13D	1208 (26) 2:22.98			3220	0:48
13	227	CHEN Qian W002748	CHN	1060 (19) 177	880 (=11) 20V - 15D	1260 (15) 2:18.58			3200	0:53
14	214	CZWOJDZINSKA Sylwia W000898	POL	1024 (26) 174	904 (=9) 21V - 14D	1256 (16) 2:18.76			3184	0:57
15	204	LIVINGSTON Katy W001643	GBR	1072 (18) 178	808 (=18) 17V - 18D	1292 (7) 2:15.68			3172	1:00
16	233	DOLGUSHINA Galina W001528	KAZ	1048 (23) 176	952 (=3) 23V - 12D	1168 (28) 2:26.28			3168	1:01
17	211	RUBLEVSKA Elena W000095	LAT	908 (35) 181	1048 (2) 27V - 8D	1208 (25) 2:22.94			3164	1:02
18	208	SAMUSEVICH Anastasia W001720	BLR	1180 (3) 187	856 (=14) 19V - 16D	1128 (33) 2:29.64			3164	1:02
19	222	VOROS Zsuzsanna W000285	HUN	1120 (12) 182	760 (=24) 15V - 20D	1280 (=11) 2:16.96			3160	1:03
20	224	CORSINI Claudia W000099	ITA	1144 (8) 184	736 (28) 14V - 21D	1252 (18) 2:19.22			3132	1:10
21	229	SANCHEZ Marlene W037939	MEX	1168 (4) 186	808 (=18) 17V - 18D	1152 (31) 2:27.39			3128	1:11
22	215	GRETCHICHNIKOVA Evdokia W000871	RUS	1072 (15) 178	880 (=11) 20V - 15D	1164 (29) 2:26.37			3116	1:14
23	220	RIMSAITE Donata W002025	LTU	1036 (24) 175	808 (=18) 17V - 18D	1236 (21) 2:20.57			3080	1:23
24	207	ARKHIPENKA Hanna W002875	BLR	1096 (13) 180	784 (=22) 16V - 19D	1156 (30) 2:27.06			3036	1:34
25	218	GYENESEI Leila W037925	HUN	988 (30) 171	712 (=29) 13V - 22D	1316 (4) 2:13.84			3016	1:39
26	223	ISAKSEN Margaux W003881	USA	988 (29) 171	760 (=24) 15V - 20D	1240 (20) 2:20.30			2988	1:46
27	209	JIENBALANOVA Lada W000767	KAZ	976 (32) 170	760 (=24) 15V - 20D	1252 (17) 2:19.13			2988	1:46
28	226	PINETTE Monica W001503	CAN	1180 (2) 187	664 (33) 11V - 24D	1124 (34) 2:29.95			2968	1:51
29	213	BERTOLI Sara W000860	ITA	1024 (27) 174	712 (=29) 13V - 22D	1220 (23) 2:21.92			2956	1:54
30	206	ASADAUSKAITE Laura W002054	LTU	1036 (25) 175	688 (=31) 12V - 23D	1220 (22) 2:21.76			2944	1:57
31	235	YUN Cho rong W037323	KOR	928 (34) 166	784 (=22) 16V - 19D	1208 (24) 2:22.88			2920	2:03
32	219	TAORMINA Sheila W005271	USA	1012 (28) 173	496 (36) 4V - 31D	1376 (1) 2:08.86			2884	2:12
33	231	TRAUTMANN Eva W001201	GER	952 (33) 168	616 (34) 9V - 26D	1276 (=13) 2:17.17			2844	2:22
34	225	GRANT Kara W000253	CAN	1072 (16) 178	760 (=24) 15V - 20D	940 (36) 2:45.26			2772	2:40
35	234	SANZ-AGERO Rita W004716	GUA	988 (31) 171	568 (35) 7V - 28D	1128 (32) 2:29.41			2684	3:02
36	236	DARBY Angie W004719	AUS	904 (36) 164	688 (=31) 12V - 23D	1056 (35) 2:35.59			2648	3:11

Legend : D=Defeat V=Victory



Yingdong Natatorium
英东游泳馆
Piscine de Yingdong

FRI 星期五 VEN
22 AUG 2008
14:30

MODERN PENTATHLON
现代五项 / PENTATHLON MODERNE

WOMEN
女子 / Women

SWIMMING 200M FREESTYLE
200米自由泳 / Natation 200 m nage libre



RESULTS
比赛成绩 / RESULTATS

Rank	Bib No.	Name	NOC code	Split Time			Final Time	Penalties	MP Points	Status
				50 m	100 m	150 m				
1	219	TAORMINA Sheila	USA	29.64	1:02.18	1:35.58	2:08.86		1376	MPOR
2	201	CAZE Amelie	FRA	31.00	1:04.73	1:38.16	2:11.29		1348	
3	205	FELL Heather	GBR	32.33	1:05.97	1:39.45	2:12.77		1328	
4	218	GYENESEI Leila	HUN	30.30	1:03.57	1:38.22	2:13.84		1316	
5	210	TERESHUK Victoria	UKR	30.98	1:05.29	1:39.54	2:13.97		1316	
6	228	MARQUES Yane	BRA	32.05	1:06.03	1:40.54	2:15.44		1296	
7	204	LIVINGSTON Katy	GBR	31.56	1:05.84	1:41.21	2:15.68		1292	
8	202	MEDANY Aya	EGY	31.29	1:05.87	1:40.88	2:15.69		1292	
9	232	FAKHRY Omnia	EGY	30.85	1:04.82	1:40.52	2:15.72		1292	
10	203	SCHONEBORN Lena	GER	31.05	1:05.61	1:41.08	2:16.91		1280	
11	230	SCHREIBER Belinda	SUI	31.59	1:05.93	1:41.31	2:16.96		1280	
11	222	VOROS Zsuzsanna	HUN	31.89	1:06.10	1:42.07	2:16.96		1280	
13	231	TRAUTMANN Eva	GER	30.85	1:04.96	1:40.67	2:17.17		1276	
13	216	XIU Xiu	CHN	32.46	1:07.02	1:42.41	2:17.17		1276	
15	227	CHEN Qian	CHN	32.54	1:07.25	1:43.22	2:18.58		1260	
16	214	CZWOJDZINSKA Sylwia	POL	32.16	1:07.35	1:43.15	2:18.76		1256	
17	209	JIENBALANOVA Lada	KAZ	30.92	1:05.27	1:42.10	2:19.13		1252	
18	224	CORSINI Claudia	ITA	32.12	1:06.68	1:42.97	2:19.22		1252	
19	217	GROLICHOVA Lucie	CZE	31.10	1:05.60	1:41.95	2:19.78		1244	
20	223	ISAKSEN Margaux	USA	31.43	1:05.89	1:42.52	2:20.30		1240	
21	220	RIMSAITE Donata	LTU	32.69	1:07.99	1:44.47	2:20.57		1236	
22	206	ASADAUSKAITE Laura	LTU	33.03	1:08.81	1:45.63	2:21.76		1220	
23	213	BERTOLI Sara	ITA	32.22	1:07.29	1:44.60	2:21.92		1220	
24	235	YUN Cho rong	KOR	32.06	1:07.55	1:45.04	2:22.88		1208	
25	211	RUBLEVSKA Elena	LAT	33.29	1:09.10	1:46.16	2:22.94		1208	
26	221	MOURATOVA Tatiana	RUS	32.25	1:08.07	1:44.99	2:22.98		1208	
27	212	BOENISZ Paulina	POL	32.99	1:09.45	1:46.76	2:24.08		1192	
28	233	DOLGUSHINA Galina	KAZ	32.69	1:07.89	1:46.24	2:26.28		1168	
29	215	GRETCHICHNIKOVA Evdol	RUS	32.70	1:09.22	1:47.27	2:26.37		1164	
30	207	ARKHIPENKA Hanna	BLR	33.12	1:10.18	1:49.04	2:27.06		1156	
31	229	SANCHEZ Marlene	MEX	33.66	1:10.21	1:48.98	2:27.39		1152	
32	234	SANZ-AGERO Rita	GUA	33.07	1:10.21	1:49.27	2:29.41		1128	
33	208	SAMUSEVICH Anastasia	BLR	34.29	1:11.35	1:50.91	2:29.64		1128	
34	226	PINETTE Monica	CAN	34.00	1:11.44	1:50.76	2:29.95		1124	
35	236	DARBY Angie	AUS	32.61	1:11.00	1:54.04	2:35.59		1056	
36	225	GRANT Kara	CAN	36.23	1:17.54	2:00.82	2:45.26		940	



INTERMEDIATE RESULTS AFTER FENCING

击剑之后中间成绩 / Résultats intermédiaires après l'escrime

Rank	Bib No.	Name	NOC Code	Shot	Fence	Swim	Ride	Run	MP Points	Handicap Time
1	203	SCHONEBORN Lena W001778	GER	1060 (20) 177	1072 (1) 28V - 7D				2132	0:00
2	202	MEDANY Aya W001329	EGY	1144 (9) 184	928 (=5) 22V - 13D				2072	0:15
3	205	FELL Heather W001575	GBR	1156 (6) 185	880 (=11) 20V - 15D				2036	0:24
4	208	SAMUSEVICH Anastasia W001720	BLR	1180 (3) 187	856 (=14) 19V - 16D				2036	0:24
5	212	BOENISZ Paulina W000092	POL	1132 (10) 183	904 (=9) 21V - 14D				2036	0:24
6	230	SCHREIBER Belinda W000656	SUI	1192 (1) 188	832 (17) 18V - 17D				2024	0:27
7	221	MOURATOVA Tatiana W000097	RUS	1084 (14) 179	928 (=5) 22V - 13D				2012	0:30
8	228	MARQUES Yane W002663	BRA	1156 (7) 185	856 (=14) 19V - 16D				2012	0:30
9	217	GROLICHOVA Lucie W000420	CZE	1060 (21) 177	952 (=3) 23V - 12D				2012	0:30
10	210	TERESHUK Victoria W001734	UKR	1072 (17) 178	928 (=5) 22V - 13D				2000	0:33
11	233	DOLGUSHINA Galina W001528	KAZ	1048 (23) 176	952 (=3) 23V - 12D				2000	0:33
12	216	XIU Xiu W002194	CHN	1132 (11) 183	856 (=14) 19V - 16D				1988	0:36
13	201	CAZE Amelie W000972	FRA	1060 (22) 177	928 (=5) 22V - 13D				1988	0:36
14	229	SANCHEZ Marlene W037939	MEX	1168 (4) 186	808 (=18) 17V - 18D				1976	0:39
15	232	FAKHRY Omnia W001540	EGY	1168 (5) 186	808 (=18) 17V - 18D				1976	0:39
16	211	RUBLEVSKA Elena W000095	LAT	908 (35) 181	1048 (2) 27V - 8D				1956	0:44
17	215	GRETCHICHNIKOVA Evdokia W000871	RUS	1072 (15) 178	880 (=11) 20V - 15D				1952	0:45
18	227	CHEN Qian W002748	CHN	1060 (19) 177	880 (=11) 20V - 15D				1940	0:48
19	214	CZWOJDZINSKA Sylwia W000898	POL	1024 (26) 174	904 (=9) 21V - 14D				1928	0:51
20	207	ARKHIPENKA Hanna W002875	BLR	1096 (13) 180	784 (=22) 16V - 19D				1880	1:03
21	204	LIVINGSTON Katy W001643	GBR	1072 (18) 178	808 (=18) 17V - 18D				1880	1:03
22	222	VOROS Zsuzsanna W000285	HUN	1120 (12) 182	760 (=24) 15V - 20D				1880	1:03
23	224	CORSINI Claudia W000099	ITA	1144 (8) 184	736 (28) 14V - 21D				1880	1:03
24	226	PINETTE Monica W001503	CAN	1180 (2) 187	664 (33) 11V - 24D				1844	1:12
25	220	RIMSAITE Donata W002025	LTU	1036 (24) 175	808 (=18) 17V - 18D				1844	1:12
26	225	GRANT Kara W000253	CAN	1072 (16) 178	760 (=24) 15V - 20D				1832	1:15
27	223	ISAKSEN Margaux W003881	USA	988 (29) 171	760 (=24) 15V - 20D				1748	1:36
28	209	JIENBALANOVA Lada W000767	KAZ	976 (32) 170	760 (=24) 15V - 20D				1736	1:39
29	213	BERTOLI Sara W000860	ITA	1024 (27) 174	712 (=29) 13V - 22D				1736	1:39
30	206	ASADAUSKAITE Laura W002054	LTU	1036 (25) 175	688 (=31) 12V - 23D				1724	1:42
31	235	YUN Cho rong W037323	KOR	928 (34) 166	784 (=22) 16V - 19D				1712	1:45
32	218	GYENESEI Leila W037925	HUN	988 (30) 171	712 (=29) 13V - 22D				1700	1:48
33	236	DARBY Angie W004719	AUS	904 (36) 164	688 (=31) 12V - 23D				1592	2:15
34	231	TRAUTMANN Eva W001201	GER	952 (33) 168	616 (34) 9V - 26D				1568	2:21
35	234	SANZ-AGERO Rita W004716	GUA	988 (31) 171	568 (35) 7V - 28D				1556	2:24
36	219	TAORMINA Sheila W005271	USA	1012 (28) 173	496 (36) 4V - 31D				1508	2:36

Legend : D=Defeat V=Victory



Fencing hall
击剑馆
Pavillon d'escrime

FRI 星期五 VEN
22 AUG 2008
10:00

MODERN PENTATHLON
现代五项 / PENTATHLON MODERNE

WOMEN
女子 / Women

FENCING EPEE ONE TOUCH
击剑 / Escrime epee une touche



RESULTS

比赛成绩 / RESULTATS

Ran k	Bib No.	Name	NOC Code	Victories	Defeats	Penalties	MP Points	Status
1	203	SCHONEBORN Lena	GER	28	7	0	1072	WBP
2	211	RUBLEVSKA Elena	LAT	27	8	0	1048	
3	217	GROLICHOVA Lucie	CZE	23	12	0	952	
3	233	DOLGUSHINA Galina	KAZ	23	12	0	952	
5	201	CAZE Amelie	FRA	22	13	0	928	
5	202	MEDANY Aya	EGY	22	13	0	928	
5	210	TERESHUK Victoria	UKR	22	13	0	928	
5	221	MOURATOVA Tatiana	RUS	22	13	0	928	
9	212	BOENISZ Paulina	POL	21	14	0	904	
9	214	CZWOJDZINSKA Sylwia	POL	21	14	0	904	
11	205	FELL Heather	GBR	20	15	0	880	
11	215	GRETCHICHNIKOVA Evdokia	RUS	20	15	0	880	
11	227	CHEN Qian	CHN	20	15	0	880	
14	208	SAMUSEVICH Anastasia	BLR	19	16	0	856	
14	216	XIU Xiu	CHN	19	16	0	856	
14	228	MARQUES Yane	BRA	19	16	0	856	
17	230	SCHREIBER Belinda	SUI	18	17	0	832	
18	204	LIVINGSTON Katy	GBR	17	18	0	808	
18	220	RIMSAITE Donata	LTU	17	18	0	808	
18	229	SANCHEZ Marlene	MEX	17	18	0	808	
18	232	FAKHRY Omnia	EGY	17	18	0	808	
22	207	ARKHIPENKA Hanna	BLR	16	19	0	784	
22	235	YUN Cho rong	KOR	16	19	0	784	
24	209	JIENBALANOVA Lada	KAZ	15	20	0	760	
24	222	VOROS Zsuzsanna	HUN	15	20	0	760	
24	223	ISAKSEN Margaux	USA	15	20	0	760	
24	225	GRANT Kara	CAN	15	20	0	760	
28	224	CORSINI Claudia	ITA	14	21	0	736	
29	213	BERTOLI Sara	ITA	13	22	0	712	
29	218	GYENESEI Leila	HUN	13	22	0	712	
31	206	ASADAUSKAITE Laura	LTU	12	23	0	688	
31	236	DARBY Angie	AUS	12	23	0	688	
33	226	PINETTE Monica	CAN	11	24	0	664	
34	231	TRAUTMANN Eva	GER	9	26	0	616	
35	234	SANZ-AGERO Rita	GUA	7	28	0	568	
36	219	TAORMINA Sheila	USA	4	31	0	496	



Fencing hall
击剑馆
Pavillon d'escrime

FRI 星期五 VEN
22 AUG 2008
10:00

MODERN PENTATHLON
现代五项 / PENTATHLON MODERNE

WOMEN
女子 / Women

FENCING EPEE ONE TOUCH
击剑 / Escrime epee une touche



BOUT SUMMARY

击剑比赛胜负比率详单 / TABLE DES MATCHES EN ESCRIME

Bib No	Name	NOC Code		Bouts																																				Pen.	V	D	Points
				1	2	3	4	5	6	7	8	9	10	11	12	13	14	15	16	17	18	19	20	21	22	23	24	25	26	27	28	29	30	31	32	33	34	35	36				
216	XIU X.	CHN	1	V	D	D	D	V	V	V	D	D	V	V	D	D	V	V	V	D	D	V	V	V	D	V	D	D	D	D	D	D	D	D	D	D	D	D	0	19	16	856	
227	CHEN Q.	CHN	2	D	D	D	V	D	V	D	D	D	V	V	D	D	V	V	D	V	V	D	V	V	D	D	D	D	V	V	V	V	D	V	V	D	D	D	0	20	15	880	
202	MEDANY A.	EGY	3	V	V	D	D	V	V	D	V	V	D	V	D	D	D	V	V	D	D	D	D	V	V	V	V	D	V	D	V	V	V	V	D	D	D	0	22	13	928		
232	FAKHRY O.	EGY	4	V	D	V	D	D	V	D	D	D	V	V	V	D	V	D	D	D	D	D	D	D	D	D	D	D	D	D	D	D	V	V	D	V	V	0	17	18	808		
205	FELL H.	GBR	5	V	V	D	D	D	V	D	V	V	V	V	D	D	D	D	D	D	D	D	D	V	V	V	V	V	D	D	D	D	D	D	D	V	V	V	0	20	15	880	
204	LIVINGSTON K.	GBR	6	D	D	D	V	D	D	V	V	D	D	D	V	V	D	V	V	V	D	V	V	V	D	V	D	V	D	D	D	D	D	D	D	D	D	D	0	17	18	808	
203	SCHONEBORN L.	GER	7	D	V	V	V	V	D	D	D	V	V	V	V	V	V	V	D	V	V	V	V	V	D	V	V	D	V	V	V	V	V	V	V	V	V	V	0	28	7	1072	
231	TRAUTMANN E.	GER	8	D	V	D	V	D	D	V	D	D	D	D	D	D	D	D	D	D	D	D	D	D	D	D	N	D	D	D	D	D	D	V	V	D	D	V	0	9	26	616	
218	GYENESEI L.	HUN	9	V	D	D	D	D	V	D	D	D	D	V	D	V	D	D	D	D	D	D	D	D	D	D	D	V	D	D	V	D	D	D	V	V	V	D	0	13	22	712	
222	VOROS Z.	HUN	10	V	D	D	D	D	D	V	V	V	D	D	D	V	D	D	D	D	D	D	D	D	D	D	D	D	D	D	D	D	D	D	D	D	D	D	0	15	20	760	
224	CORSINI C.	ITA	11	D	D	V	V	D	V	D	V	V	V	D	V	D	D	D	D	D	D	D	D	D	D	D	D	V	V	D	D	D	D	D	D	D	D	D	D	0	14	21	736
213	BERTOLI S.	ITA	12	D	V	D	V	D	V	D	V	D	D	D	D	D	V	V	D	D	D	D	D	D	D	N	V	D	D	V	D	D	D	D	V	V	D	D	V	0	13	22	712
233	DOLGUSHINA G.	KAZ	13	V	V	V	D	V	D	D	V	D	V	V	D	V	D	D	D	D	D	D	D	D	D	V	V	V	D	V	V	D	V	V	V	V	V	D	0	23	12	952	
209	JIENBALANOVA L.	KAZ	14	D	D	V	D	V	D	D	V	D	D	D	D	D	D	D	D	D	D	D	D	D	D	D	V	D	V	V	D	V	D	D	V	V	D	D	D	0	15	20	760
206	ASADAUSKAITE L.	LTU	15	D	D	D	D	V	D	D	V	D	D	D	D	V	D	D	D	D	D	D	D	D	D	N	D	V	N	D	V	V	V	V	D	V	D	D	0	12	23	688	
220	RIMSAITE D.	LTU	16	D	V	D	D	D	V	D	V	D	V	V	V	D	D	D	D	D	D	D	D	D	D	V	V	D	V	V	D	D	D	D	V	V	D	V	N	0	17	18	808
201	CAZE A.	FRA	17	V	D	V	V	V	D	D	V	V	V	D	V	V	V	V	D	D	D	D	D	D	D	D	D	D	D	D	D	D	D	D	V	V	V	D	V	0	22	13	928
230	SCHREIBER B.	SUI	18	V	D	V	D	V	D	D	V	V	D	V	D	V	D	D	D	D	D	D	D	D	D	D	D	D	D	D	D	D	D	V	V	V	D	V	0	18	17	832	
211	RUBLEVSKA E.	LAT	19	D	V	V	V	V	D	V	V	V	V	V	V	D	V	V	V	V	D	V	V	V	V	N	V	V	V	D	D	V	V	V	V	V	D	N	V	0	27	8	1048
210	TERESHUK V.	UKR	20	D	D	D	V	D	D	D	V	V	D	V	V	V	D	V	V	D	V	V	D	D	D	D	D	D	D	D	D	D	D	D	D	V	V	V	0	22	13	928	
229	SANCHEZ M.	MEX	21	D	D	D	V	D	D	D	V	V	V	V	D	D	D	D	V	N	D	D	D	D	D	D	D	V	V	D	D	D	D	V	V	D	V	V	0	17	18	808	
234	SANZ-AGERO R.	GUA	22	D	D	D	D	V	D	D	V	D	D	D	D	D	D	D	D	D	D	D	D	D	D	D	D	D	D	D	D	D	D	D	D	D	D	D	0	7	28	568	
235	YUN C.	KOR	23	V	V	D	V	D	D	D	V	D	V	N	D	D	V	V	V	D	D	D	D	D	D	V	D	D	D	D	D	D	D	D	D	D	D	D	D	0	16	19	784
236	DARBY A.	AUS	24	D	V	D	D	V	D	N	D	V	D	D	D	V	N	D	D	D	D	D	D	D	D	D	D	D	D	D	D	D	D	D	D	D	D	V	V	0	12	23	688
217	GROLICHOVA L.	CZE	25	V	V	D	V	D	D	D	V	V	D	V	V	D	V	D	V	V	V	D	V	V	V	D	V	V	V	D	D	D	D	D	D	D	D	V	V	0	23	12	952
228	MARQUES Y.	BRA	26	V	D	V	V	D	V	V	V	D	V	V	D	V	V	D	V	D	V	D	V	D	V	D	D	D	D	D	D	D	D	D	D	V	V	D	N	0	19	16	856
212	BOENISZ P.	POL	27	D	D	D	V	V	D	D	V	V	D	V	D	D	V	N	V	V	D	D	D	D	D	D	D	D	D	D	D	D	D	D	D	D	V	V	V	0	21	14	904
214	CZWOJDZINSKA S.	POL	28	V	D	V	V	V	D	V	V	V	V	D	D	V	V	D	D	D	D	D	D	D	D	D	D	D	D	D	D	D	D	D	D	D	D	V	N	0	21	14	904
215	GRETCHICHNIKOVA	RUS	29	D	D	D	V	V	V	V	D	D	V	D	D	D	D	D	D	D	D	D	D	D	D	D	D	D	D	D	D	D	D	D	D	D	D	D	0	20	15	880	
221	MOURATOVA T.	RUS	30	V	D	D	V	V	V	D	V	V	V	V	D	V	D	V	D	V	D	V	D	V	D	V	V	D	D	V	D	D	D	D	D	V	D	V	D	0	22	13	928
223	ISAKSEN M.	USA	31	V	V	D	D	V	V	D	D	V	V	V	D	D	D	D	D	D	D	D	D	D	D	D	D	D	D	D	D	D	D	D	D	D	D	D	0	15	20	760	
219	TAORMINA S.	USA	32	D	D	D	D	V	D	D	D	D	D	D	D	D	D	D	D	D	D	D	D	D	D	D	D	D	D	D	D	D	D	D	D	D	D	D	0	4	31	496	
208	SAMUSEVICH A.	BLR	33	D	D	D	D	V	D	D	V	D	V	D	D	V	V	D	D	V	D	V	D	V	D	V	D	V	D	V	D	D	D	D	D	V	V	D	V	0	19	16	856
207	ARKHIPENKA H.	BLR	34	V	V	V	D	V	D	V	D	V	V	D	D	D	D	D	D	D	N	D	V	D	D	D	D	D	D	D	D	D	D	D	D	V	D	D	0	16	19	784	
225	GRANT K.	CAN	35	V	V	V	D	V	D	D	D	D	D	V	D	V	N	D	V	D	D	D	D	D	D	D	D	D	D	D	D	D	D	D	D	D	D	D	0	15	20	760	
226	PINETTE M.	CAN	36	D	D	V	D	D	D	D	D	V	V	D	V	V	V	D	D	D	D	D	D	D	D	D	D	D	D	D	D	D	D	D	D	D	D	D	0	11	24	664	

Legend : D=Defeat N=Double defeat Pen=Penalties V=Victory





Fencing hall
击剑馆
Pavillon d'escrime

FRI 星期五 VEN
22 AUG 2008
10:00

MODERN PENTATHLON
现代五项 / PENTATHLON MODERNE

WOMEN
女子 / Women

FENCING EPEE ONE TOUCH
击剑 / Escrime epee une touche



FENCING PAIRS

击剑对阵表 / COMPOSITION DES ASSAULTS D'ESCRIME

Team Name	Bib Name No.	NOC Code	Bib Name No.	NOC Code
CHN - China	216 XIU X.	CHN	227 CHEN Q.	CHN
EGY - Egypt	202 MEDANY A.	EGY	232 FAKHRY O.	EGY
GBR - Great Britain	205 FELL H.	GBR	204 LIVINGSTON K.	GBR
GER - Germany	203 SCHONEBORN L.	GER	231 TRAUTMANN E.	GER
HUN - Hungary	218 GYENESEI L.	HUN	222 VOROS Z.	HUN
ITA - Italy	224 CORSINI C.	ITA	213 BERTOLI S.	ITA
KAZ - Kazakhstan	233 DOLGUSHINA G.	KAZ	209 JIENBALANOVA L.	KAZ
LTU - Lithuania	206 ASADAUSKAITE L.	LTU	220 RIMSAITE D.	LTU
MIX1 - Mixed team 1	201 CAZE A.	FRA	230 SCHREIBER B.	SUI
MIX2 - Mixed team 2	211 RUBLEVSKA E.	LAT	210 TERESHUK V.	UKR
MIX3 - Mixed team 3	229 SANCHEZ M.	MEX	234 SANZ-AGERO R.	GUA
MIX4 - Mixed team 4	235 YUN C.	KOR	236 DARBY A.	AUS
MIX5 - Mixed team 5	217 GROlichOVA L.	CZE	228 MARQUES Y.	BRA
POL - Poland	212 BOENISZ P.	POL	214 CZWOJDZINSKA S.	POL
RUS - Russian Federation	215 GRETCHICHNIKOVA E.	RUS	221 MOURATOVA T.	RUS
USA - United States of America	223 ISAKSEN M.	USA	219 TAORMINA S.	USA
BLR - Belarus	208 SAMUSEVICH A.	BLR	207 ARKHIPENKA H.	BLR
CAN - Canada	225 GRANT K.	CAN	226 PINETTE M.	CAN

	Piste A	Piste B	Piste C	Piste D	Piste E	Piste F	Piste G	Piste H	Piste I
Round 0	CHN-CAN	EGY-BLR	GBR-USA	GER-RUS	HUN-POL	ITA-MIX5	KAZ-MIX4	LTU-MIX3	MIX1-MIX2
Round 1	CHN-CAN	EGY-BLR	GBR-USA	GER-RUS	HUN-POL	ITA-MIX5	KAZ-MIX4	LTU-MIX3	MIX1-MIX2
Round 2	CHN-BLR	CAN-USA	EGY-RUS	GBR-POL	GER-MIX5	HUN-MIX4	ITA-MIX3	KAZ-MIX2	LTU-MIX1
Round 3	CHN-USA	BLR-RUS	CAN-POL	EGY-MIX5	GBR-MIX4	GER-MIX3	HUN-MIX2	ITA-MIX1	KAZ-LTU
Round 4	CHN-RUS	USA-POL	BLR-MIX5	CAN-MIX4	EGY-MIX3	GBR-MIX2	GER-MIX1	HUN-LTU	ITA-KAZ
Round 5	CHN-POL	RUS-MIX5	USA-MIX4	BLR-MIX3	CAN-MIX2	EGY-MIX1	GBR-LTU	GER-KAZ	HUN-ITA
Round 6	CHN-MIX5	POL-MIX4	RUS-MIX3	USA-MIX2	BLR-MIX1	CAN-LTU	EGY-KAZ	GBR-ITA	GER-HUN
Round 7	CHN-MIX4	MIX5-MIX3	POL-MIX2	RUS-MIX1	USA-LTU	BLR-KAZ	CAN-ITA	EGY-HUN	GBR-GER
Round 8	CHN-MIX3	MIX4-MIX2	MIX5-MIX1	POL-LTU	RUS-KAZ	USA-ITA	BLR-HUN	CAN-GER	EGY-GBR
Round 9	CHN-MIX2	MIX3-MIX1	MIX4-LTU	MIX5-KAZ	POL-ITA	RUS-HUN	USA-GER	BLR-GBR	CAN-EGY
Round 10	CHN-MIX1	MIX2-LTU	MIX3-KAZ	MIX4-ITA	MIX5-HUN	POL-GER	RUS-GBR	USA-EGY	BLR-CAN
Round 11	CHN-LTU	MIX1-KAZ	MIX2-ITA	MIX3-HUN	MIX4-GER	MIX5-GBR	POL-EGY	RUS-CAN	USA-BLR
Round 12	CHN-KAZ	LTU-ITA	MIX1-HUN	MIX2-GER	MIX3-GBR	MIX4-EGY	MIX5-CAN	POL-BLR	RUS-USA
Round 13	CHN-ITA	KAZ-HUN	LTU-GER	MIX1-GBR	MIX2-EGY	MIX3-CAN	MIX4-BLR	MIX5-USA	POL-RUS
Round 14	CHN-HUN	ITA-GER	KAZ-GBR	LTU-EGY	MIX1-CAN	MIX2-BLR	MIX3-USA	MIX4-RUS	MIX5-POL
Round 15	CHN-GER	HUN-GBR	ITA-EGY	KAZ-CAN	LTU-BLR	MIX1-USA	MIX2-RUS	MIX3-POL	MIX4-MIX5
Round 16	CHN-GBR	GER-EGY	HUN-CAN	ITA-BLR	KAZ-USA	LTU-RUS	MIX1-POL	MIX2-MIX5	MIX3-MIX4
Round 17	CHN-EGY	GBR-CAN	GER-BLR	HUN-USA	ITA-RUS	KAZ-POL	LTU-MIX5	MIX1-MIX4	MIX2-MIX3

Note : Maximum expected number of bouts with 36 competitors in competition is 35. This means 25 victories earn 1000 Modern pentathlon points. One (1) victory over or under this number (25) means +/- 24 Modern pentathlon points.



Fencing hall
击剑馆
Pavillon d'escrime

FRI 星期五 VEN
22 AUG 2008
8:30

MODERN PENTATHLON
现代五项 / PENTATHLON MODERNE

WOMEN
女子 / Women

SHOOTING 10M AIR PISTOL
10米射击 / Tir pistolet 10m



RESULTS
比赛成绩 / RESULTATS

Rk	Bib No	Name	NOC Code	Shots																				C	PNL	Score	MP Pts	Status	HT		
				1	2	3	4	5	6	7	8	9	10	11	12	13	14	15	16	17	18	19	20								
1	230	SCHREIBER Belinda	SUI	9	9	10	C	8	C	8	C	10	9	9	10	8	C	9	9	9	9	C	10	10	10	4		188	1192		0:00
2	226	PINETTE Monica	CAN	C	10	C	10	C	C	C	C	8	9	9	7	8	10	8	10	10	9	10	9	10	9	6		187	1180		0:03
3	208	SAMUSEVICH A.	BLR	8	10	9	C	9	10	10	9	9	7	10	8	C	10	10	10	10	C	9	9	9	3		187	1180		0:03	
4	229	SANCHEZ Marlene	MEX	9	10	C	9	9	C	9	9	10	9	9	9	C	9	C	8	C	9	9	9	9	5		186	1168		0:06	
5	232	FAKHRY Omnia	EGY	C	9	9	8	10	C	8	9	9	10	9	9	9	10	10	9	9	10	9	10	9	2		186	1168		0:06	
6	205	FELL Heather	GBR	C	9	C	C	6	9	C	8	8	10	9	10	10	10	9	9	10	8	C	C	6		185	1156		0:09		
7	228	MARQUES Yane	BRA	10	9	C	10	8	C	9	C	9	8	9	C	9	10	9	10	9	9	9	8	4		185	1156		0:09		
8	224	CORSINI Claudia	ITA	9	8	9	9	9	8	8	9	9	9	8	10	10	10	C	10	C	9	C	C	4		184	1144		0:12		
9	202	MEDANY Aya	EGY	9	9	9	9	9	8	9	9	9	C	9	9	8	C	9	10	9	C	10	10	3		184	1144		0:12		
10	212	BOENISZ Paulina	POL	C	10	9	9	C	9	9	9	8	9	8	C	C	9	10	C	9	8	9	8	5		183	1132		0:15		
11	216	XIU Xiu	CHN	10	9	8	C	C	9	10	10	9	9	9	8	9	10	7	9	9	9	10	9	2		183	1132		0:15		
12	222	VOROS Zsuzsanna	HUN	C	8	10	10	10	10	9	7	9	9	10	9	9	C	7	9	10	9	C	9	8	3		182	1120		0:18	
13	207	ARKHIPENKA Hanna	BLR	10	9	10	10	C	8	8	10	9	8	C	10	7	7	9	9	8	C	9	9	3		180	1096		0:24		
14	221	MOURATOVA Tatiana	RUS	9	10	8	8	8	8	9	8	9	10	9	10	9	C	9	C	C	7	9	8	9	3		179	1084		0:27	
15	215	GRETCHICHNIKOVA E.	RUS	9	C	8	9	9	9	8	C	10	8	8	C	C	8	C	6	9	8	9	10	5		178	1072		0:30		
16	225	GRANT Kara	CAN	9	9	9	9	C	C	9	9	8	8	9	10	8	9	C	9	9	8	8	8	3		178	1072		0:30		
17	210	TERESHUK Victoria	UKR	8	8	8	9	9	9	9	9	C	8	9	8	8	9	9	10	C	9	10	9	2		178	1072		0:30		
18	204	LIVINGSTON Katy	GBR	10	9	10	8	8	10	10	9	9	9	9	C	8	8	8	8	9	9	8	9	1		178	1072		0:30		
19	227	CHEN Qian	CHN	8	C	9	9	9	9	C	8	9	9	9	6	9	9	8	9	9	C	9	9	3		177	1060		0:33		
20	203	SCHONEBORN Lena	GER	9	8	9	9	10	9	7	10	8	9	9	C	7	9	9	8	9	9	9	C	2		177	1060		0:33		
21	217	GROLICHOVA Lucie	CZE	9	C	8	9	C	8	9	9	10	9	8	9	9	9	8	10	9	7	9	8	2		177	1060		0:33		
22	201	CAZE Amelie	FRA	9	7	9	8	8	8	8	8	9	9	9	10	C	10	9	9	10	7	9	10	1		177	1060		0:33		
23	233	DOLGUSHINA Galina	KAZ	C	9	9	9	7	6	9	8	9	8	8	C	9	9	C	10	9	10	8	9	3		176	1048		0:36		
24	220	RIMSAITE Donata	LTU	9	9	8	9	9	5	10	9	10	10	8	9	9	8	9	C	8	7	9	C	2		175	1036		0:39		
25	206	ASADAUSKAITE Laura	LTU	8	7	9	9	9	9	9	9	7	C	8	9	6	9	9	C	9	9	10	10	2		175	1036		0:39		
26	214	CZWOJDZINSKA S.	POL	9	8	8	C	9	C	8	9	9	8	C	C	8	8	9	10	7	9	8	7	4		174	1024		0:42		
27	213	BERTOLI Sara	ITA	4	10	10	9	9	7	9	C	C	8	9	10	10	9	9	9	C	8	6	8	3		174	1024		0:42		
28	219	TAORMINA Sheila	USA	10	9	10	9	8	C	8	10	C	8	8	7	7	7	9	10	9	5	9	C	3		173	1012		0:45		
29	223	ISAKSEN Margaux	USA	9	9	9	8	6	8	6	C	9	8	8	8	8	8	C	C	9	10	9	9	3		171	988		0:51		
30	218	GYENESEI Leila	HUN	8	9	8	10	9	8	8	8	10	9	8	8	8	8	8	9	9	C	7	9	1		171	988		0:51		
31	234	SANZ-AGERO Rita	GUA	10	8	8	9	9	9	9	10	9	10	8	9	9	8	9	10	7	8	5	7	0		171	988		0:51		
32	209	JIENBALANOVA Lada	KAZ	6	8	C	7	10	7	8	9	8	8	C	8	C	9	7	9	10	9	8	9	3		170	976		0:54		
33	231	TRAUTMANN Eva	GER	6	C	8	9	8	7	9	8	7	8	9	C	8	8	9	7	9	9	9	10	2		168	952		1:00		
34	235	YUN Cho rong	KOR	7	0	9	8	8	9	9	9	C	9	9	C	6	9	9	C	9	10	C	6	4		166	928		1:06		
35	211	RUBLEVSKA Elena	LAT	9	10	10	8	7	8	8	9	9	9	9	9	10	10	9	9	9	10	9	10	0	200	181	908		1:11		
36	236	DARBY Angie	AUS	9	5	8	8	8	8	7	8	9	10	6	9	8	9	8	9	9	C	8	8	1		164	904		1:12		

Legend : C=Center ten HT=Handicap Time MP=Modern Pentathlon PNL=Penalties Pts=Points Rk=Rank





OFFICIAL COMMUNICATION

官方通告 / COMMUNICATION OFFICIELLE

Item: 2

**Valid Shooting Results Sending
UIPM**

After protest and after checking the weapon by the jury 'Appel, the 200 points penalties are valid for BIB211 RUBLEVSKA Elena(LAT) and NOT valid for BIB210 TERESHUK Victoria(UKR).

Issued by: UIPM TD
Time: 11:25
Date: 22 AUG 2008

This decision affects:

RESULTS	<input checked="" type="checkbox"/>
SCHEDULE	<input type="checkbox"/>
OTHER	<input type="checkbox"/>

Note:



OFFICIAL COMMUNICATION

官方通告 / COMMUNICATION OFFICIELLE

Item: 3

**Riding Draw modification
UIPM**

Due to exceptional circumstances, the riding event of the women's competition of the 2008 Beijing Olympic Games will be organised in three (3) rounds instead of two (2).

UIPM General Secretary Joel Bouzou

Issued by: UIPM General Secretary
Time: 13:26
Date: 22 AUG 2008

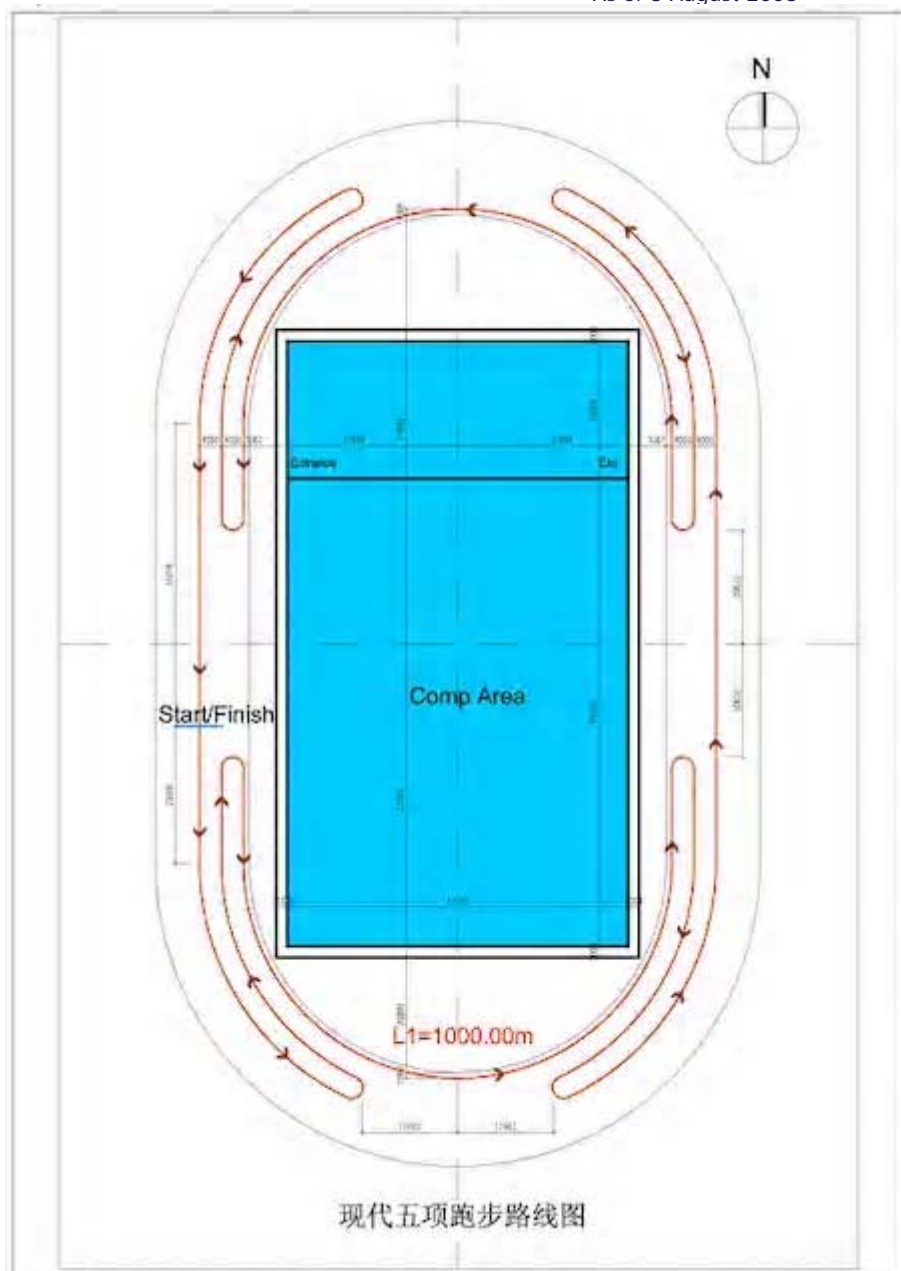
This decision affects:

RESULTS
SCHEDULE
OTHER

Note:



COURSE MAP
MODERN PENTATHLON
RUNNING
As of 8 August 2008



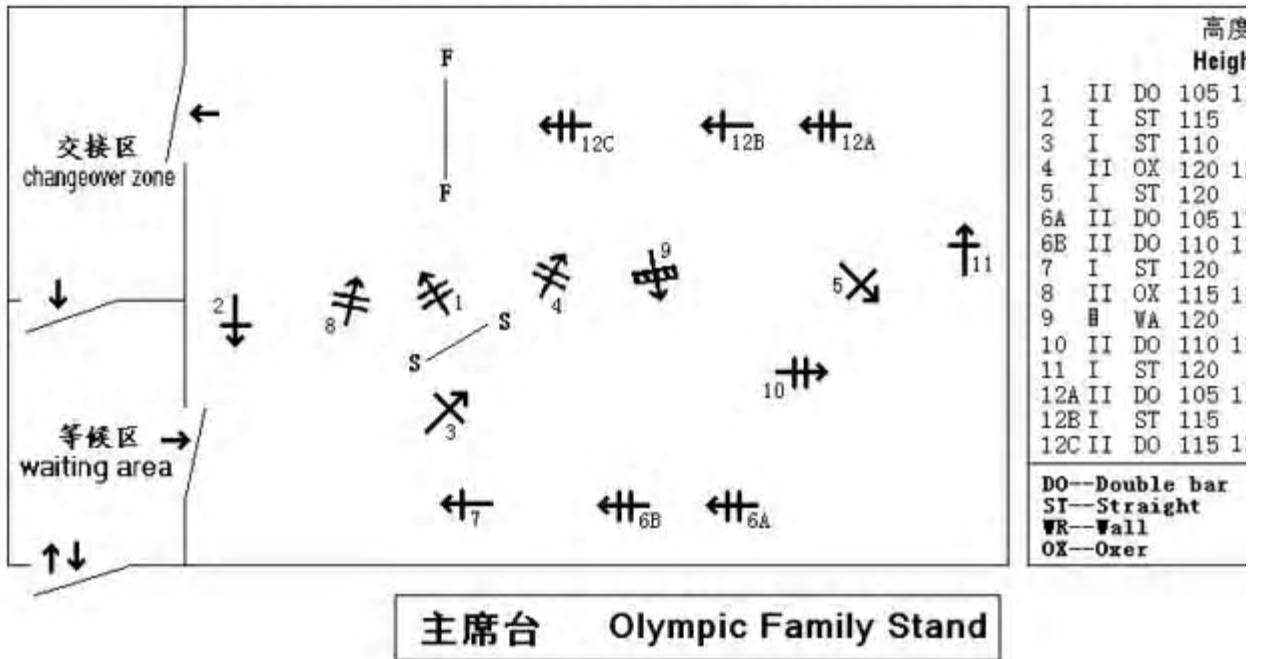


COURSE MAP
MODERN PENTATHLON

第29届奥林匹克运动会现代五项马术路线图

The Riding Course Map for Modern Pentathlon of the Games of Olyr

路线长度 : 440M 允许时间 : 74S 限制时间 : 149S
Course Length Time Allowed Time Limit





Rowing

9-17 August

OFFICIAL RESULTS BOOK





NUMBER OF ENTRIES BY NOC

NOC报名人数 / NOMBRE D'INSCRITS PAR CNO

As of 9 AUG 2008

NOC Code	NOC	W1x [1]	M1x [2]	W2- [3]	M2- [4]	W2x [5]	M2x [6]	M4- [7]	LW2x [8]	LM2x [9]	LM4- [10]	W4x [11]	M4x [12]	W8+ [13]	M8+ [14]	NOC Code	Total
ALG	Algeria		1							1						ALG	2
ARG	Argentina	1	1													ARG	2
AUS	Australia	1	1	1	1	1	1	1	1	1	1	1	1	1	1	AUS	14
BEL	Belgium		1				1									BEL	2
BLR	Belarus	1		1			1	1					1			BLR	5
BRA	Brazil	1	1						1	1						BRA	4
BUL	Bulgaria	1					1									BUL	2
CAN	Canada			1	1				1	1	1	1		1	1	CAN	8
CHI	Chile	1	1													CHI	2
CHN	Peoples Republic of China	1	1	1		1	1	1	1	1	1	1			1	CHN	11
CMR	Cameroon		1													CMR	1
COL	Colombia		1													COL	1
CRO	Croatia				1		1									CRO	2
CUB	Cuba	1							1	1			1			CUB	4
CZE	Czech Republic	1	1		1	1		1					1			CZE	6
DEN	Denmark				1				1	1	1					DEN	4
EGY	Egypt	1	1								1					EGY	3
ESA	El Salvador	1														ESA	1
ESP	Spain	1														ESP	1
EST	Estonia		1				1						1			EST	3
FIN	Finland								1							FIN	1
FRA	France	1		1	1		1	1		1	1		1			FRA	8
GBR	Great Britain		1	1	1	1	1	1	1	1	1	1		1	1	GBR	12
GER	Germany		1	1	1	1	1	1	1	1	1	1	1	1	1	GER	13
GRE	Greece		1						1	1						GRE	3
HKG	Hong Kong, China	1	1							1						HKG	3
HON	Honduras		1													HON	1
HUN	Hungary									1						HUN	1
IND	India		1							1						IND	2
IRI	Islamic Republic of Iran	1	1													IRI	2
IRL	Ireland							1			1					IRL	2
IRQ	Iraq						1									IRQ	1
ITA	Italy	1		1	1	1	1	1		1	1		1			ITA	7
JPN	Japan								1	1						JPN	2
KAZ	Kazhakstan	1							1							KAZ	2
KEN	Kenya		1													KEN	1
KOR	Republic of Korea	1							1	1						KOR	3
LTU	Lithuania		1													LTU	1
MEX	Mexico		1						1							MEX	2
MON	Monaco		1													MON	1
MYA	Myanmar	1														MYA	1
NED	Netherlands		1					1	1		1			1	1	NED	6
NOR	Norway		1													NOR	1
NZL	New Zealand	1	1	1	1	1	1	1		1						NZL	8
POL	Poland	1			1						1		1		1	POL	5
POR	Portugal									1						POR	1
ROU	Romania			1		1								1		ROU	3
RSA	Republic of South Africa	1			1				1							RSA	3
RUS	Russian Federation						1					1	1			RUS	3
SLO	Slovenia						1	1					1			SLO	3
SRB	Serbia	1			1											SRB	2
SUI	Switzerland		1													SUI	1
SWE	Sweden	1	1													SWE	2
TPE	Chinese Taipei		1													TPE	1
UKR	Ukraine					1						1	1			UKR	3
URU	Uruguay		1							1						URU	2
USA	United States of America	1	1	1	1	1	1	1	1		1	1	1	1	1	USA	13
UZB	Uzbekistan		1													UZB	1
VEN	Venezuela		1													VEN	1
ZIM	Zimbabwe	1														ZIM	1
60	Total	26	33	10	14	10	15	13	17	20	13	8	13	7	8	60	207



NUMBER OF ENTRIES BY NOC

NOC报名人数 / NOMBRE D'INSCRITS PAR CNO

As of 9 AUG 2008

Legend:

W1x	Women's Single Sculls	M1x	Men's Single Sculls	W2-	Women's Pair	M2-	Men's Pair
W2x	Women's Double Sculls	M2x	Men's Double Sculls	M4-	Men's Four	LW2x	Lightweight Women's Double Sculls
LM2x	Lightweight Men's Double Sculls	LM4-	Lightweight Men's Four	W4x	Women's Quadruple Sculls	M4x	Men's Quadruple Sculls
W8+	Women's Eight	M8+	Men's Eight				



ENTRY LIST BY NOC
 NOC报名名单 / LISTE DES INSCRITS PAR CNO

As of 9 AUG 2008

ALG - Algeria

Event Code	Event Number	Seat	Name	Date of Birth	Height [m/ft in]	Weight [kg/lbs]
M1x	2	(b)	DRIES Chaouki	16 JAN 1981	1.82/ 5'11"	70.0/ 154.3
LM2x	9	(b) (s)	AIT DAOUD Kamel GARIDI Mohamed Ryad	18 MAY 1985 20 DEC 1977	1.80/ 5'10" 1.78/ 5'10"	70.0/ 154.3 72.0/ 158.7
Crews:	2		Athletes: 3			

Legend:

W1x	Women's Single Sculls	M1x	Men's Single Sculls	W2-	Women's Pair	M2-	Men's Pair
W2x	Women's Double Sculls	M2x	Men's Double Sculls	M4-	Men's Four	LW2x	Lightweight Women's Double Sculls
LM2x	Lightweight Men's Double Sculls	LM4-	Lightweight Men's Four	W4x	Women's Quadruple Sculls	M4x	Men's Quadruple Sculls
W8+	Women's Eight	M8+	Men's Eight				
(b)	bow	(2)-(7)	seat	(s)	stroke	(c)	cox



ENTRY LIST BY NOC
 NOC报名名单 / LISTE DES INSCRITS PAR CNO

As of 9 AUG 2008

ARG - Argentina

Event Code	Event Number	Seat	Name	Date of Birth	Height [m/ft in]	Weight [kg/lbs]
W1x	1	(b)	BEST PALAZZOLO Maria Gabriela	01 DEC 1984	1.86/ 6'1"	76.0/ 167.5
M1x	2	(b)	FERNANDEZ Santiago	23 SEP 1976	1.92/ 6'3"	93.0/ 205.0
Crews:	2		Athletes: 2			

Legend:

W1x	Women's Single Sculls	M1x	Men's Single Sculls	W2-	Women's Pair	M2-	Men's Pair
W2x	Women's Double Sculls	M2x	Men's Double Sculls	M4-	Men's Four	LW2x	Lightweight Women's Double Sculls
LM2x	Lightweight Men's Double Sculls	LM4-	Lightweight Men's Four	W4x	Women's Quadruple Sculls	M4x	Men's Quadruple Sculls
W8+	Women's Eight	M8+	Men's Eight				
(b)	bow	(2)-(7)	seat	(s)	stroke	(c)	cox



ENTRY LIST BY NOC
 NOC报名名单 / LISTE DES INSCRITS PAR CNO

As of 9 AUG 2008

AUS - Australia

Event Code	Event Number	Seat	Name	Date of Birth	Height [m/ft in]	Weight [kg/lbs]
W1x	1	(b)	SAVAGE Pippa	15 MAR 1981	1.88/ 6'2"	77.0/ 169.7
M1x	2	(b)	HARDCASTLE Peter	14 JUL 1978	1.96/ 6'5"	92.0/ 202.8
W2-	3	(b) (s)	CROW Kim COOK Sarah	09 AUG 1985 04 FEB 1985	1.88/ 6'2" 1.89/ 6'2"	74.0/ 163.1 73.0/ 160.9
M2-	4	(b) (s)	GINN Drew FREE Duncan	20 NOV 1974 25 MAY 1973	1.95/ 6'4" 2.00/ 6'6"	85.0/ 187.3 100.0/ 220.4
W2x	5	(b) (s)	SENS Catriona MILLS Sonia	02 APR 1980 24 JAN 1980	1.83/ 6'0" 1.81/ 5'11"	70.0/ 154.3 73.0/ 160.9
M2x	6	(b) (s)	CRAWSHAY David BRENNAN Scott	11 AUG 1979 09 JAN 1983	1.91/ 6'3" 1.93/ 6'3"	89.0/ 196.2 89.0/ 196.2
M4-	7	(b) (2) (3) (s)	RYAN Matt MARBURG James McKENZIE-McHARG Cameron HEGERTY Francis	23 JUN 1984 27 DEC 1982 17 APR 1980 22 SEP 1982	1.94/ 6'4" 1.91/ 6'3" 1.96/ 6'5" 1.87/ 6'1"	90.0/ 198.4 94.0/ 207.2 98.0/ 216.0 95.0/ 209.4
LW2x	8	(b) (s)	HALLIDAY Amber HOUSTON Marguerite	13 NOV 1979 11 JUL 1981	1.70/ 5'6" 1.73/ 5'8"	56.0/ 123.4 57.0/ 125.6
LM2x	9	(b) (s)	BELTZ Samuel GIBSON Tom	31 AUG 1980 06 MAY 1982	1.80/ 5'10" 1.81/ 5'11"	70.0/ 154.3 72.0/ 158.7
LM4-	10	(b) (2) (3) (s)	CHISHOLM Rod EDWARDS Anthony CURETON Ben SKIPWORTH Todd	19 JUN 1974 22 DEC 1972 11 FEB 1981 15 FEB 1985	1.83/ 6'0" 1.83/ 6'0" 1.84/ 6'0" 1.82/ 5'11"	72.0/ 158.7 72.0/ 158.7 70.0/ 154.3 70.0/ 154.3
W4x	11	(b) (2) (3) (s)	IVES Amy HORE Kerry UPHILL Zoe BRADLEY Amber	14 DEC 1977 03 JUL 1981 08 SEP 1982 19 MAY 1980	1.77/ 5'9" 1.83/ 6'0" 1.83/ 6'0" 1.78/ 5'10"	70.0/ 154.3 72.0/ 158.7 71.0/ 156.5 74.0/ 163.1
M4x	12	(b) (2) (3) (s)	MORGAN Chris McRAE James LONG Brendan NOONAN Daniel	15 DEC 1982 27 JUN 1987 24 NOV 1979 28 OCT 1979	1.91/ 6'3" 1.93/ 6'3" 1.96/ 6'5" 1.87/ 6'1"	83.0/ 182.9 93.0/ 205.0 89.0/ 196.2 90.0/ 198.4
W8+	13	(b) (2) (3) (4) (5) (6) (7) (s) (c)	FRASCA Pauline PRATLEY Brooke KEHOE Sally BALE Natalie KELL Elizabeth HORNSEY Kate TAIT Sarah HEARD Sarah PATRICK Elizabeth	01 JUL 1980 06 APR 1980 25 SEP 1986 07 APR 1986 09 JUL 1983 19 OCT 1981 23 JAN 1983 04 OCT 1983 02 MAR 1985	1.80/ 5'10" 1.91/ 6'3" 1.72/ 5'7" 1.88/ 6'2" 1.83/ 6'0" 1.74/ 5'8" 1.80/ 5'10" 1.76/ 5'9" 1.55/ 5'1"	75.0/ 165.3 75.0/ 165.3 75.0/ 165.3 74.0/ 163.1 68.0/ 149.9 73.0/ 160.9 70.0/ 154.3 72.0/ 158.7 50.0/ 110.2



ENTRY LIST BY NOC
 NOC报名名单 / LISTE DES INSCRITS PAR CNO

As of 9 AUG 2008

AUS - Australia

Event Code	Event Number	Seat	Name	Date of Birth	Height [m/ft in]	Weight [kg/lbs]
M8+	14	(b)	DENNIS David	30 MAY 1980	1.92/ 6'3"	85.0/ 187.3
		(2)	LOCH Samuel	26 JUN 1983	1.85/ 6'0"	92.0/ 202.8
		(3)	CHAPMAN James	02 NOV 1979	1.90/ 6'2"	92.0/ 202.8
		(4)	LAURICH Tom	24 JUL 1980	2.00/ 6'6"	96.0/ 211.6
		(5)	STEVENSON Jeremy	08 DEC 1986	1.94/ 6'4"	97.0/ 213.8
		(6)	TOMKINS James	19 AUG 1965	1.99/ 6'6"	98.0/ 216.0
		(7)	CONRAD Sam	21 OCT 1983	2.04/ 6'8"	95.0/ 209.4
		(s)	STEWART Stephen	27 MAR 1978	1.95/ 6'4"	90.0/ 198.4
Alternates		(c)	RABJOHNS Marty	09 APR 1978	1.64/ 5'4"	55.0/ 121.2
			ALFRED Terrence	01 JAN 1985	1.90/ 6'2"	91.0/ 200.6
			BROWN Ross	17 OCT 1981	1.87/ 6'1"	70.0/ 154.3
			FORSTERLING Karsten	21 JAN 1980	1.91/ 6'3"	88.0/ 194.0
			McNAMARA Alice	22 FEB 1986	1.66/ 5'5"	57.0/ 125.6
			SELBY SMITH Robyn	26 NOV 1980	1.77/ 5'9"	69.0/ 152.1
	STANLEY Phoebe	17 OCT 1985	1.68/ 5'6"	70.0/ 154.3		
Crews:	14		Athletes: 48			

Legend:

W1x	Women's Single Sculls	M1x	Men's Single Sculls	W2-	Women's Pair	M2-	Men's Pair
W2x	Women's Double Sculls	M2x	Men's Double Sculls	M4-	Men's Four	LW2x	Lightweight Women's Double Sculls
LM2x	Lightweight Men's Double Sculls	LM4-	Lightweight Men's Four	W4x	Women's Quadruple Sculls	M4x	Men's Quadruple Sculls
W8+	Women's Eight	M8+	Men's Eight				
(b)	bow	(2)-(7)	seat	(s)	stroke	(c)	cox



ENTRY LIST BY NOC
 NOC报名名单 / LISTE DES INSCRITS PAR CNO

As of 9 AUG 2008

BEL - Belgium

Event Code	Event Number	Seat	Name	Date of Birth	Height [m/ft in]	Weight [kg/lbs]
M1x	2	(b)	MAEYENS Tim	23 AUG 1981	1.85/ 6'0"	85.0/ 187.3
M2x	6	(b) (s)	POELVOORDE Bart RAES Christophe	18 MAY 1981 21 FEB 1982	2.00/ 6'6" 1.93/ 6'3"	90.0/ 198.4 84.0/ 185.1
Crews:	2		Athletes: 3			

Legend:

W1x	Women's Single Sculls	M1x	Men's Single Sculls	W2-	Women's Pair	M2-	Men's Pair
W2x	Women's Double Sculls	M2x	Men's Double Sculls	M4-	Men's Four	LW2x	Lightweight Women's Double Sculls
LM2x	Lightweight Men's Double Sculls	LM4-	Lightweight Men's Four	W4x	Women's Quadruple Sculls	M4x	Men's Quadruple Sculls
W8+	Women's Eight	M8+	Men's Eight				
(b)	bow	(2)-(7)	seat	(s)	stroke	(c)	cox



ENTRY LIST BY NOC
 NOC报名名单 / LISTE DES INSCRITS PAR CNO

As of 9 AUG 2008

BLR - Belarus

Event Code	Event Number	Seat	Name	Date of Birth	Height [m/ft in]	Weight [kg/lbs]
W1x	1	(b)	KARSTEN Ekaterina	02 JUN 1972	1.85/ 6'0"	80.0/ 176.3
W2-	3	(b)	BICHYK Yuliya	01 APR 1983	1.85/ 6'0"	83.0/ 182.9
		(s)	HELAKH Natallia	30 MAY 1978	1.90/ 6'2"	85.0/ 187.3
M2x	6	(b)	MIHAL Dzianis	05 OCT 1985	1.97/ 6'5"	100.0/ 220.4
		(s)	SHCHARBACHENIA Stanislau	05 MAR 1985	2.01/ 6'7"	103.0/ 227.0
M4-	7	(b)	DZEMYANENKA Andrei	13 APR 1984	1.98/ 6'5"	90.0/ 198.4
		(2)	LIALIN Vadzim	15 NOV 1982	2.00/ 6'6"	105.0/ 231.4
		(3)	NOSAU Yauheni	04 JAN 1983	2.03/ 6'7"	96.0/ 211.6
		(s)	KAZUBOUSKI Aliaksandr	20 DEC 1981	1.98/ 6'5"	99.0/ 218.2
M4x	12	(b)	LEMIASHKEVICH Kiryl	12 MAY 1986	2.00/ 6'6"	94.0/ 207.2
		(2)	NOVIKAU Aliaksandr	30 OCT 1985	1.90/ 6'2"	97.0/ 213.8
		(3)	SHURMEI Pavel	01 SEP 1976	2.00/ 6'6"	114.0/ 251.3
		(s)	RADZEVICH Valery	26 APR 1980	1.93/ 6'3"	93.0/ 205.0
Alternates			SURAVETS Dzianis	17 MAR 1986	1.93/ 6'3"	99.0/ 218.2
Crews:	5		Athletes: 13			

Legend:

W1x	Women's Single Sculls	M1x	Men's Single Sculls	W2-	Women's Pair	M2-	Men's Pair
W2x	Women's Double Sculls	M2x	Men's Double Sculls	M4-	Men's Four	LW2x	Lightweight Women's Double Sculls
LM2x	Lightweight Men's Double Sculls	LM4-	Lightweight Men's Four	W4x	Women's Quadruple Sculls	M4x	Men's Quadruple Sculls
W8+	Women's Eight	M8+	Men's Eight				
(b)	bow	(2)-(7)	seat	(s)	stroke	(c)	cox



ENTRY LIST BY NOC
 NOC报名名单 / LISTE DES INSCRITS PAR CNO

As of 9 AUG 2008

BRA - Brazil

Event Code	Event Number	Seat	Name	Date of Birth	Height [m/ft in]	Weight [kg/lbs]
W1x	1	(b)	BELTRAME Fabiana	09 APR 1982	1.72/ 5'7"	69.0/ 152.1
M1x	2	(b)	NOCETTI Anderson	05 MAR 1974	1.89/ 6'2"	98.0/ 216.0
LW2x	8	(b)	CARVALHO Camila	30 MAY 1981	1.76/ 5'9"	59.0/ 130.0
		(s)	GRANATO Luciana	19 OCT 1977	1.70/ 5'6"	58.0/ 127.8
LM2x	9	(b)	GOMES Thiago	11 JAN 1979	1.74/ 5'8"	71.0/ 156.5
		(s)	ALMEIDA Thiago	14 JAN 1980	1.81/ 5'11"	70.0/ 154.3
Crews:	4		Athletes: 6			

Legend:

W1x	Women's Single Sculls	M1x	Men's Single Sculls	W2-	Women's Pair	M2-	Men's Pair
W2x	Women's Double Sculls	M2x	Men's Double Sculls	M4-	Men's Four	LW2x	Lightweight Women's Double Sculls
LM2x	Lightweight Men's Double Sculls	LM4-	Lightweight Men's Four	W4x	Women's Quadruple Sculls	M4x	Men's Quadruple Sculls
W8+	Women's Eight	M8+	Men's Eight				
(b)	bow	(2)-(7)	seat	(s)	stroke	(c)	cox



ENTRY LIST BY NOC
 NOC报名名单 / LISTE DES INSCRITS PAR CNO

As of 9 AUG 2008

BUL - Bulgaria

Event Code	Event Number	Seat	Name	Date of Birth	Height [m/ft in]	Weight [kg/lbs]
W1x	1	(b)	NEYKOVA Rumyana	06 APR 1973	1.77/ 5'9"	77.0/ 169.7
M2x	6	(b)	YANAKIEV Martin	08 MAR 1983	1.96/ 6'5"	98.0/ 216.0
		(s)	YANAKIEV Ivo	12 OCT 1975	1.93/ 6'3"	100.0/ 220.4
Crews:	2		Athletes: 3			

Legend:

W1x	Women's Single Sculls	M1x	Men's Single Sculls	W2-	Women's Pair	M2-	Men's Pair
W2x	Women's Double Sculls	M2x	Men's Double Sculls	M4-	Men's Four	LW2x	Lightweight Women's Double Sculls
LM2x	Lightweight Men's Double Sculls	LM4-	Lightweight Men's Four	W4x	Women's Quadruple Sculls	M4x	Men's Quadruple Sculls
W8+	Women's Eight	M8+	Men's Eight				
(b)	bow	(2)-(7)	seat	(s)	stroke	(c)	cox



ENTRY LIST BY NOC
 NOC报名表 / LISTE DES INSCRITS PAR CNO

As of 9 AUG 2008

CAN - Canada

Event Code	Event Number	Seat	Name	Date of Birth	Height [m/ft in]	Weight [kg/lbs]
W2-	3	(b)	HOSKINS Zoe	17 JAN 1981	1.85/ 6'0"	75.0/ 165.3
		(s)	KOLKER Sabrina	14 SEP 1980	1.73/ 5'8"	77.0/ 169.7
M2-	4	(b)	CALDER David	21 MAY 1978	1.95/ 6'4"	90.0/ 198.4
		(s)	FRANSEN Scott	21 JUL 1980	1.88/ 6'2"	86.0/ 189.5
LW2x	8	(b)	COOK Melanie	04 NOV 1983	1.67/ 5'5"	57.0/ 125.6
		(s)	CAMERON Tracy	01 FEB 1975	1.72/ 5'7"	58.0/ 127.8
LM2x	9	(b)	VANDOR Douglas	25 AUG 1974	1.80/ 5'10"	70.0/ 154.3
		(s)	SYLVESTER Cameron	22 JUN 1986	1.80/ 5'10"	72.0/ 158.7
LM4-	10	(b)	BRAMBELL Iain	10 NOV 1973	1.85/ 6'0"	73.0/ 160.9
		(2)	BEARE Jon	10 MAY 1974	1.85/ 6'0"	75.0/ 165.3
		(3)	LEWIS Mike	15 APR 1981	1.85/ 6'0"	73.0/ 160.9
		(s)	PARSONS Liam	27 JUN 1977	1.80/ 5'10"	72.0/ 158.7
W4x	11	(b)	de JONG Rachele	30 APR 1979	1.83/ 6'0"	74.0/ 163.1
		(2)	de ZWAGER Anna-Marie	17 SEP 1976	1.75/ 5'8"	74.0/ 163.1
		(3)	HANSON Janine	14 DEC 1982	1.78/ 5'10"	70.0/ 154.3
		(s)	GULOIEN Krista	20 MAR 1980	1.77/ 5'9"	73.0/ 160.9
W8+	13	(b)	MANDOLI Heather	25 OCT 1982	1.80/ 5'10"	73.0/ 160.9
		(2)	MORIN Andreanne	09 AUG 1981	1.78/ 5'10"	71.0/ 156.5
		(3)	BONIKOWSKY Sarah	23 AUG 1982	1.80/ 5'10"	64.0/ 141.0
		(4)	BRZOZOWICZ Ashley	17 DEC 1982	1.76/ 5'9"	75.0/ 165.3
		(5)	STEFANCIC Romina	21 JUL 1978	1.80/ 5'10"	70.0/ 154.3
		(6)	WILLIAMS Buffy	27 MAR 1977	1.70/ 5'6"	69.0/ 152.1
		(7)	MARQUARDT Darcy	22 MAR 1979	1.82/ 5'11"	72.0/ 158.7
(s)	RUMBALL Jane	09 JUL 1978	1.78/ 5'10"	65.0/ 143.2		
(c)	THOMPSON-WILLIE Lesley	20 SEP 1959	1.60/ 5'2"	45.0/ 99.2		
M8+	14	(b)	LIGHT Kevin	16 MAY 1979	1.90/ 6'2"	92.0/ 202.8
		(2)	RUTLEDGE Ben	09 NOV 1980	1.94/ 6'4"	95.0/ 209.4
		(3)	BYRNES Andrew	22 MAY 1983	2.00/ 6'6"	93.0/ 205.0
		(4)	WETZEL Jake	26 DEC 1976	1.95/ 6'4"	94.0/ 207.2
		(5)	HOWARD Malcolm	07 FEB 1983	2.00/ 6'6"	100.0/ 220.4
		(6)	SEITERLE Dominic	04 SEP 1975	1.93/ 6'3"	93.0/ 205.0
		(7)	KREEK Adam	02 DEC 1980	1.93/ 6'3"	91.0/ 200.6
(s)	HAMILTON Kyle	26 FEB 1978	1.99/ 6'6"	96.0/ 211.6		
(c)	PRICE Brian	19 FEB 1976	1.63/ 5'4"	55.0/ 121.2		
Alternates			FARIS Jamie	15 OCT 1982	1.90/ 6'2"	95.0/ 209.4
			GIBSON Rob	02 FEB 1986	1.95/ 6'4"	96.0/ 211.6
			JENNERICH Lindsay	30 JUL 1982	1.65/ 5'4"	59.0/ 130.0
			SASI John	20 FEB 1979	1.88/ 6'2"	73.0/ 160.9

Crews: 8 Athletes: 34

Legend:

W1x	Women's Single Sculls	M1x	Men's Single Sculls	W2-	Women's Pair	M2-	Men's Pair
W2x	Women's Double Sculls	M2x	Men's Double Sculls	M4-	Men's Four	LW2x	Lightweight Women's Double Sculls
LM2x	Lightweight Men's Double Sculls	LM4-	Lightweight Men's Four	W4x	Women's Quadruple Sculls	M4x	Men's Quadruple Sculls
W8+	Women's Eight	M8+	Men's Eight				
(b)	bow	(2)-(7)	seat	(s)	stroke	(c)	cox



ENTRY LIST BY NOC
 NOC报名名单 / LISTE DES INSCRITS PAR CNO

As of 9 AUG 2008

CHI - Chile

Event Code	Event Number	Seat	Name	Date of Birth	Height [m/ft in]	Weight [kg/lbs]
W1x	1	(b)	JADUE Soraya	05 FEB 1975	1.78/ 5'10"	70.0/ 154.3
M1x	2	(b)	VASQUEZ Oscar	15 NOV 1986	1.85/ 6'0"	86.0/ 189.5
Crews:	2		Athletes: 2			

Legend:

W1x	Women's Single Sculls	M1x	Men's Single Sculls	W2-	Women's Pair	M2-	Men's Pair
W2x	Women's Double Sculls	M2x	Men's Double Sculls	M4-	Men's Four	LW2x	Lightweight Women's Double Sculls
LM2x	Lightweight Men's Double Sculls	LM4-	Lightweight Men's Four	W4x	Women's Quadruple Sculls	M4x	Men's Quadruple Sculls
W8+	Women's Eight	M8+	Men's Eight				
(b)	bow	(2)-(7)	seat	(s)	stroke	(c)	cox



ENTRY LIST BY NOC
 NOC报名表 / LISTE DES INSCRITS PAR CNO

As of 9 AUG 2008

CHN - Peoples Republic of China

Event Code	Event Number	Seat	Name	Date of Birth	Height [m/ft in]	Weight [kg/lbs]
W1x	1	(b)	ZHANG Xiuyun	25 FEB 1976	1.78/ 5'10"	71.0/ 156.5
M1x	2	(b)	ZHANG Liang	14 JAN 1987	1.94/ 6'4"	88.0/ 194.0
W2-	3	(b) (s)	WU You GAO Yulan	27 MAR 1984 03 OCT 1982	1.82/ 5'11" 1.82/ 5'11"	78.0/ 171.9 79.0/ 174.1
W2x	5	(b) (s)	LI Qin TIAN Liang	17 APR 1981 04 FEB 1986	1.81/ 5'11" 1.82/ 5'11"	75.0/ 165.3 79.0/ 174.1
M2x	6	(b) (s)	SU Hui ZHANG Liang	23 MAR 1982 14 JAN 1987	1.90/ 6'2" 1.94/ 6'4"	82.0/ 180.7 88.0/ 194.0
M4-	7	(b) (2) (3) (s)	ZHANG Xingbo ZHAO Linqun GUO Kang SONG Kai	13 APR 1981 01 APR 1987 14 FEB 1988 29 JAN 1984		
LW2x	8	(b) (s)	XU Dongxiang YU Hua	15 JAN 1983 19 JAN 1981	1.74/ 5'8" 1.75/ 5'8"	60.0/ 132.2 59.0/ 130.0
LM2x	9	(b) (s)	ZHANG Guolin SUN Jie	14 MAR 1985 13 JUN 1988	1.85/ 6'0" 1.80/ 5'10"	70.0/ 154.3 69.0/ 152.1
LM4-	10	(b) (2) (3) (s)	HUANG Zhongming WU Chongkui ZHANG Lin TIAN Jun	08 APR 1982 29 MAR 1989 06 MAR 1983 01 JAN 1982	1.81/ 5'11" 1.86/ 6'1" 1.83/ 6'0" 1.87/ 6'1"	67.0/ 147.7 70.0/ 154.3 69.0/ 152.1 70.0/ 154.3
W4x	11	(b) (2) (3) (s)	TANG Bin JIN Ziwei XI Aihua ZHANG Yangyang	25 APR 1986 17 OCT 1985 27 JAN 1982 20 FEB 1989	1.83/ 6'0" 1.83/ 6'0" 1.82/ 5'11" 1.85/ 6'0"	77.0/ 169.7 79.0/ 174.1 80.0/ 176.3 80.0/ 176.3
M8+	14	(b) (2) (3) (4) (5) (6) (7) (s) (c)	QU Xiaoming WANG Jingfeng LIU Zhen HE Yi ZHENG Chuanqi ZHOU Yinan ZHANG Yongqiang WANG Xiangdang ZHANG Dechang	08 DEC 1986 01 OCT 1979 22 JUN 1982 17 DEC 1982 08 MAR 1984 06 DEC 1983 19 MAR 1985 05 APR 1983 23 AUG 1978	1.94/ 6'4" 1.90/ 6'2" 1.97/ 6'5" 1.93/ 6'3" 2.02/ 6'7" 2.00/ 6'6" 1.93/ 6'3" 1.97/ 6'5" 1.69/ 5'6"	88.0/ 194.0 88.0/ 194.0 91.0/ 200.6 86.0/ 189.5 90.0/ 198.4 94.0/ 207.2 89.0/ 196.2 91.0/ 200.6 60.0/ 132.2
Alternates			CHEN Haixia CHEN Zheng DONG Tianfeng FENG Guixin WU Lin ZHANG Shunying	11 FEB 1987 16 SEP 1980 20 DEC 1986 11 FEB 1982 02 JAN 1984 15 MAR 1984	1.69/ 5'6" 1.91/ 6'3" 1.91/ 6'3" 1.82/ 5'11" 1.93/ 6'3" 1.92/ 6'3"	57.0/ 125.6 86.0/ 189.5 85.0/ 187.3 74.0/ 163.1 88.0/ 194.0 86.0/ 189.5
Crews:	11		Athletes: 32			



ENTRY LIST BY NOC
 NOC报名名单 / LISTE DES INSCRITS PAR CNO

As of 9 AUG 2008

Legend:

W1x	Women's Single Sculls	M1x	Men's Single Sculls	W2-	Women's Pair	M2-	Men's Pair
W2x	Women's Double Sculls	M2x	Men's Double Sculls	M4-	Men's Four	LW2x	Lightweight Women's Double Sculls
LM2x	Lightweight Men's Double Sculls	LM4-	Lightweight Men's Four	W4x	Women's Quadruple Sculls	M4x	Men's Quadruple Sculls
W8+	Women's Eight	M8+	Men's Eight				
(b)	bow	(2)-(7)	seat	(s)	stroke	(c)	cox



ENTRY LIST BY NOC
 NOC报名名单 / LISTE DES INSCRITS PAR CNO

As of 9 AUG 2008

CMR - Cameroon

Event Code	Event Number	Seat	Name	Date of Birth	Height [m/ft in]	Weight [kg/lbs]
M1x	2	(b)	ETIA NDOUMBE Paul	20 APR 1984	1.82/ 5'11"	83.0/ 182.9
Crews:	1		Athletes: 1			

Legend:

W1x	Women's Single Sculls	M1x	Men's Single Sculls	W2-	Women's Pair	M2-	Men's Pair
W2x	Women's Double Sculls	M2x	Men's Double Sculls	M4-	Men's Four	LW2x	Lightweight Women's Double Sculls
LM2x	Lightweight Men's Double Sculls	LM4-	Lightweight Men's Four	W4x	Women's Quadruple Sculls	M4x	Men's Quadruple Sculls
W8+	Women's Eight	M8+	Men's Eight				
(b)	bow	(2)-(7)	seat	(s)	stroke	(c)	cox



ENTRY LIST BY NOC
 NOC报名名单 / LISTE DES INSCRITS PAR CNO

As of 9 AUG 2008

COL - Colombia

Event Code	Event Number	Seat	Name	Date of Birth	Height [m/ft in]	Weight [kg/lbs]
M1x	2	(b)	IDEUS Rodrigo	07 MAR 1987	1.78/ 5'10"	74.0/ 163.1
Crews:	1		Athletes: 1			

Legend:

W1x	Women's Single Sculls	M1x	Men's Single Sculls	W2-	Women's Pair	M2-	Men's Pair
W2x	Women's Double Sculls	M2x	Men's Double Sculls	M4-	Men's Four	LW2x	Lightweight Women's Double Sculls
LM2x	Lightweight Men's Double Sculls	LM4-	Lightweight Men's Four	W4x	Women's Quadruple Sculls	M4x	Men's Quadruple Sculls
W8+	Women's Eight	M8+	Men's Eight				
(b)	bow	(2)-(7)	seat	(s)	stroke	(c)	cox



ENTRY LIST BY NOC
 NOC报名名单 / LISTE DES INSCRITS PAR CNO

As of 9 AUG 2008

CRO - Croatia

Event Code	Event Number	Seat	Name	Date of Birth	Height [m/ft in]	Weight [kg/lbs]
M2-	4	(b)	SKELIN Sinisa	14 JUL 1974	1.96/ 6'5"	92.0/ 202.8
		(s)	SKELIN Niksa	25 MAR 1978	2.00/ 6'6"	103.0/ 227.0
M2x	6	(b)	KUSURIN Ante	09 JUN 1983	1.88/ 6'2"	94.0/ 207.2
		(s)	VEKIC Mario	27 DEC 1982	1.90/ 6'2"	94.0/ 207.2
Crews:	2		Athletes: 4			

Legend:

W1x	Women's Single Sculls	M1x	Men's Single Sculls	W2-	Women's Pair	M2-	Men's Pair
W2x	Women's Double Sculls	M2x	Men's Double Sculls	M4-	Men's Four	LW2x	Lightweight Women's Double Sculls
LM2x	Lightweight Men's Double Sculls	LM4-	Lightweight Men's Four	W4x	Women's Quadruple Sculls	M4x	Men's Quadruple Sculls
W8+	Women's Eight	M8+	Men's Eight				
(b)	bow	(2)-(7)	seat	(s)	stroke	(c)	cox



ENTRY LIST BY NOC
 NOC报名表 / LISTE DES INSCRITS PAR CNO

As of 9 AUG 2008

CUB - Cuba

Event Code	Event Number	Seat	Name	Date of Birth	Height [m/ft in]	Weight [kg/lbs]
W1x	1	(b)	GONZALEZ Maira	11 JUL 1968	1.80/ 5'10"	81.0/ 178.5
LW2x	8	(b)	VELAZQUEZ Yaima	07 APR 1987	1.76/ 5'9"	56.0/ 123.4
		(s)	MARRERO Ismaray	13 AUG 1982	1.77/ 5'9"	58.0/ 127.8
LM2x	9	(b)	BATISTA Eyder	18 FEB 1981	1.71/ 5'7"	70.0/ 154.3
		(s)	PEREZ Yunior	10 JUL 1981	1.78/ 5'10"	70.0/ 154.3
M4x	12	(b)	CASCARET Yuleidys	21 NOV 1978	1.89/ 6'2"	90.0/ 198.4
		(2)	CONCEPCION Janier	06 SEP 1985	1.93/ 6'3"	91.0/ 200.6
		(3)	FOUNIER Angel	31 DEC 1987	2.00/ 6'6"	103.0/ 227.0
		(s)	HERNANDEZ Yoennis	01 FEB 1978	1.90/ 6'2"	93.0/ 205.0
Crews:	4		Athletes: 9			

Legend:

W1x	Women's Single Sculls	M1x	Men's Single Sculls	W2-	Women's Pair	M2-	Men's Pair
W2x	Women's Double Sculls	M2x	Men's Double Sculls	M4-	Men's Four	LW2x	Lightweight Women's Double Sculls
LM2x	Lightweight Men's Double Sculls	LM4-	Lightweight Men's Four	W4x	Women's Quadruple Sculls	M4x	Men's Quadruple Sculls
W8+	Women's Eight	M8+	Men's Eight				
(b)	bow	(2)-(7)	seat	(s)	stroke	(c)	cox



ENTRY LIST BY NOC
 NOC报名名单 / LISTE DES INSCRITS PAR CNO

As of 9 AUG 2008

CZE - Czech Republic

Event Code	Event Number	Seat	Name	Date of Birth	Height [m/ft in]	Weight [kg/lbs]
W1x	1	(b)	KNAPKOVA Miroslava	19 SEP 1980	1.81/ 5'11"	69.0/ 152.1
M1x	2	(b)	SYNEK Ondrej	13 OCT 1982	1.99/ 6'6"	100.0/ 220.4
M2-	4	(b) (s)	MAKOVICKA Jakub CHALUPA Vaclav	07 MAR 1981 07 DEC 1967	1.97/ 6'5" 1.94/ 6'4"	100.0/ 220.4 100.0/ 220.4
W2x	5	(b) (s)	VAREKOVA Gabriela ANTOSOVA Jitka	18 JUN 1987 13 MAR 1987	1.74/ 5'8" 1.75/ 5'8"	75.0/ 165.3 73.0/ 160.9
M4-	7	(b) (2) (3) (s)	GRUBER Jan HORVATH Michal BRUNCVIK Milan NEFFE Karel	15 MAR 1984 30 JUN 1987 21 JUN 1984 21 FEB 1985	1.87/ 6'1" 1.98/ 6'5" 1.86/ 6'1" 1.90/ 6'2"	94.0/ 207.2 95.0/ 209.4 85.0/ 187.3 85.0/ 187.3
M4x	12	(b) (2) (3) (s)	VITASEK Petr DOLECEK Milan HANAK Jakub JIRKA David	05 AUG 1981 18 MAR 1982 26 MAR 1983 04 JAN 1982	1.92/ 6'3" 1.93/ 6'3" 1.93/ 6'3" 1.90/ 6'2"	90.0/ 198.4 105.0/ 231.4 96.0/ 211.6 90.0/ 198.4
Alternates			FRIEDBERGER Jakub KARAS Tomas	30 JUL 1984 16 MAY 1975	1.85/ 6'0" 2.00/ 6'6"	90.0/ 198.4 95.0/ 209.4
Crews:	6		Athletes: 14			

Legend:

W1x	Women's Single Sculls	M1x	Men's Single Sculls	W2-	Women's Pair	M2-	Men's Pair
W2x	Women's Double Sculls	M2x	Men's Double Sculls	M4-	Men's Four	LW2x	Lightweight Women's Double Sculls
LM2x	Lightweight Men's Double Sculls	LM4-	Lightweight Men's Four	W4x	Women's Quadruple Sculls	M4x	Men's Quadruple Sculls
W8+	Women's Eight	M8+	Men's Eight				
(b)	bow	(2)-(7)	seat	(s)	stroke	(c)	cox



ENTRY LIST BY NOC
 NOC报名表 / LISTE DES INSCRITS PAR CNO

As of 9 AUG 2008

DEN - Denmark

Event Code	Event Number	Seat	Name	Date of Birth	Height [m/ft in]	Weight [kg/lbs]
M2-	4	(b)	NIELSEN Morten Oelgaard	18 SEP 1980	1.97/ 6'5"	87.0/ 191.8
		(s)	LARSEN Thomas Morsing	01 JUN 1980	1.98/ 6'5"	97.0/ 213.8
LW2x	8	(b)	OLSEN Katrin	05 JAN 1978	1.74/ 5'8"	61.0/ 134.4
		(s)	RASMUSSEN Juliane Elander	17 FEB 1979	1.73/ 5'8"	61.0/ 134.4
LM2x	9	(b)	RASMUSSEN Mads Reinholdt	24 NOV 1981	1.84/ 6'0"	75.0/ 165.3
		(s)	HANSEN Rasmus Nicholai Quist	05 APR 1980	1.73/ 5'8"	72.0/ 158.7
LM4-	10	(b)	EBERT Thomas	23 JUL 1973	1.84/ 6'0"	72.0/ 158.7
		(2)	JOERGENSEN Morten	23 JUN 1985	1.84/ 6'0"	72.0/ 158.7
		(3)	ANDERSEN Mads Christian Kruse	25 MAR 1978	1.87/ 6'1"	75.0/ 165.3
		(s)	EBBESEN Eskild Balschmidt	27 MAY 1972	1.85/ 6'0"	75.0/ 165.3
Alternates			STEPHANSEN Henrik Victor	06 AUG 1988	1.83/ 6'0"	78.0/ 171.9
Crews:	4		Athletes: 10			

Legend:

W1x	Women's Single Sculls	M1x	Men's Single Sculls	W2-	Women's Pair	M2-	Men's Pair
W2x	Women's Double Sculls	M2x	Men's Double Sculls	M4-	Men's Four	LW2x	Lightweight Women's Double Sculls
LM2x	Lightweight Men's Double Sculls	LM4-	Lightweight Men's Four	W4x	Women's Quadruple Sculls	M4x	Men's Quadruple Sculls
W8+	Women's Eight	M8+	Men's Eight				
(b)	bow	(2)-(7)	seat	(s)	stroke	(c)	cox



ENTRY LIST BY NOC
 NOC报名名单 / LISTE DES INSCRITS PAR CNO

As of 9 AUG 2008

EGY - Egypt

Event Code	Event Number	Seat	Name	Date of Birth	Height [m/ft in]	Weight [kg/lbs]
W1x	1	(b)	AHMED Heba	01 JAN 1985		
M1x	2	(b)	IBRAHIM Aly	19 DEC 1971	1.96/ 6'5"	85.0/ 187.3
LM4-	10	(b)	ZIDAN Mohamed	19 SEP 1978		
		(2)	RAMADAN Amin	01 JAN 1981		
		(3)	GAD Ahmed	23 JUL 1978		
		(s)	IBRAHIM Abdel Razek	01 MAY 1983		
Alternates			EMIRA Omar	24 JUN 1977		
Crews:	3		Athletes: 6			

Legend:

W1x	Women's Single Sculls	M1x	Men's Single Sculls	W2-	Women's Pair	M2-	Men's Pair
W2x	Women's Double Sculls	M2x	Men's Double Sculls	M4-	Men's Four	LW2x	Lightweight Women's Double Sculls
LM2x	Lightweight Men's Double Sculls	LM4-	Lightweight Men's Four	W4x	Women's Quadruple Sculls	M4x	Men's Quadruple Sculls
W8+	Women's Eight	M8+	Men's Eight				
(b)	bow	(2)-(7)	seat	(s)	stroke	(c)	cox



ENTRY LIST BY NOC
 NOC报名名单 / LISTE DES INSCRITS PAR CNO

As of 9 AUG 2008

ESA - El Salvador

Event Code	Event Number	Seat	Name	Date of Birth	Height [m/ft in]	Weight [kg/lbs]
W1x	1	(b)	VARGAS Camila	22 SEP 1986	1.77/ 5'9"	82.0/ 180.7
Crews:	1		Athletes: 1			

Legend:

W1x	Women's Single Sculls	M1x	Men's Single Sculls	W2-	Women's Pair	M2-	Men's Pair
W2x	Women's Double Sculls	M2x	Men's Double Sculls	M4-	Men's Four	LW2x	Lightweight Women's Double Sculls
LM2x	Lightweight Men's Double Sculls	LM4-	Lightweight Men's Four	W4x	Women's Quadruple Sculls	M4x	Men's Quadruple Sculls
W8+	Women's Eight	M8+	Men's Eight				
(b)	bow	(2)-(7)	seat	(s)	stroke	(c)	cox



ENTRY LIST BY NOC
 NOC报名名单 / LISTE DES INSCRITS PAR CNO

As of 9 AUG 2008

ESP - Spain

Event Code	Event Number	Seat	Name	Date of Birth	Height [m/ft in]	Weight [kg/lbs]
W1x	1	(b)	DOMINGUEZ Nuria	30 JAN 1974	1.73/ 5'8"	66.0/ 145.5
Crews:	1		Athletes: 1			

Legend:

W1x	Women's Single Sculls	M1x	Men's Single Sculls	W2-	Women's Pair	M2-	Men's Pair
W2x	Women's Double Sculls	M2x	Men's Double Sculls	M4-	Men's Four	LW2x	Lightweight Women's Double Sculls
LM2x	Lightweight Men's Double Sculls	LM4-	Lightweight Men's Four	W4x	Women's Quadruple Sculls	M4x	Men's Quadruple Sculls
W8+	Women's Eight	M8+	Men's Eight				
(b)	bow	(2)-(7)	seat	(s)	stroke	(c)	cox



ENTRY LIST BY NOC
 NOC报名名单 / LISTE DES INSCRITS PAR CNO

As of 9 AUG 2008

EST - Estonia

Event Code	Event Number	Seat	Name	Date of Birth	Height [m/ft in]	Weight [kg/lbs]
M1x	2	(b)	JAMSA Andrei	14 FEB 1982	1.85/ 6'0"	90.0/ 198.4
M2x	6	(b)	ENDREKSON Tonu	11 JUN 1979	1.98/ 6'5"	106.0/ 233.6
		(s)	JAANSON Juri	14 OCT 1965	1.92/ 6'3"	96.0/ 211.6
M4x	12	(b)	TAIMSOO Kaspar	30 APR 1987	1.94/ 6'4"	92.0/ 202.8
		(2)	LATIN Vladimir	30 MAY 1985	1.96/ 6'5"	95.0/ 209.4
		(3)	KUZMIN Igor	23 NOV 1982	1.88/ 6'2"	92.0/ 202.8
		(s)	RAJA Allar	22 JUN 1983	1.90/ 6'2"	95.0/ 209.4
Alternates			GULOV Leonid	29 SEP 1981	1.99/ 6'6"	100.0/ 220.4
Crews:	3		Athletes: 7			

Legend:

W1x	Women's Single Sculls	M1x	Men's Single Sculls	W2-	Women's Pair	M2-	Men's Pair
W2x	Women's Double Sculls	M2x	Men's Double Sculls	M4-	Men's Four	LW2x	Lightweight Women's Double Sculls
LM2x	Lightweight Men's Double Sculls	LM4-	Lightweight Men's Four	W4x	Women's Quadruple Sculls	M4x	Men's Quadruple Sculls
W8+	Women's Eight	M8+	Men's Eight				
(b)	bow	(2)-(7)	seat	(s)	stroke	(c)	cox



ENTRY LIST BY NOC
 NOC报名名单 / LISTE DES INSCRITS PAR CNO

As of 9 AUG 2008

FIN - Finland

Event Code	Event Number	Seat	Name	Date of Birth	Height [m/ft in]	Weight [kg/lbs]
LW2x	8	(b)	STEN Sanna	20 MAY 1977	1.71/ 5'7"	63.0/ 138.8
		(s)	NIEMINEN Minna	31 AUG 1976	1.72/ 5'7"	62.0/ 136.6
Crews:	1		Athletes: 2			

Legend:

W1x	Women's Single Sculls	M1x	Men's Single Sculls	W2-	Women's Pair	M2-	Men's Pair
W2x	Women's Double Sculls	M2x	Men's Double Sculls	M4-	Men's Four	LW2x	Lightweight Women's Double Sculls
LM2x	Lightweight Men's Double Sculls	LM4-	Lightweight Men's Four	W4x	Women's Quadruple Sculls	M4x	Men's Quadruple Sculls
W8+	Women's Eight	M8+	Men's Eight				
(b)	bow	(2)-(7)	seat	(s)	stroke	(c)	cox



ENTRY LIST BY NOC
 NOC报名名单 / LISTE DES INSCRITS PAR CNO

As of 9 AUG 2008

FRA - France

Event Code	Event Number	Seat	Name	Date of Birth	Height [m/ft in]	Weight [kg/lbs]
W1x	1	(b)	BALMARY Sophie	28 MAY 1979	1.83/ 6'0"	76.0/ 167.5
W2-	3	(b)	PASCAL-PRETRE Inene	09 NOV 1985	1.84/ 6'0"	69.0/ 152.1
		(s)	DECHAND Stephanie	04 JAN 1985	1.90/ 6'2"	85.0/ 187.3
M2-	4	(b)	PERON Erwan	25 MAY 1980	1.92/ 6'3"	80.0/ 176.3
		(s)	CADOT Laurent	26 AUG 1983	1.94/ 6'4"	82.0/ 180.7
M2x	6	(b)	MACQUET Jean-Baptiste	02 JUL 1983	1.93/ 6'3"	91.0/ 200.6
		(s)	HARDY Adrien	30 JUL 1978	1.97/ 6'5"	87.0/ 191.8
M4-	7	(b)	DESPRES Julien	12 MAY 1983	1.87/ 6'1"	87.0/ 191.8
		(2)	RONDEAU Benjamin	01 OCT 1983	1.97/ 6'5"	99.0/ 218.2
		(3)	CHARDIN Germain	15 MAY 1983	1.95/ 6'4"	92.0/ 202.8
		(s)	MORTELETTE Dorian	24 NOV 1983	1.95/ 6'4"	87.0/ 191.8
LM2x	9	(b)	GOISSET Maxime	04 APR 1985	1.82/ 5'11"	71.0/ 156.5
		(s)	DUFOUR Frederic	02 FEB 1976	1.78/ 5'10"	71.0/ 156.5
LM4-	10	(b)	SOLFOROSI Franck	10 SEP 1984	1.84/ 6'0"	70.0/ 154.3
		(2)	RAINEAU Guillaume	29 JUN 1986	1.87/ 6'1"	68.0/ 149.9
		(3)	BETTE Jean-Christophe	03 DEC 1977	1.86/ 6'1"	72.0/ 158.7
		(s)	TILLIET Fabien	03 MAR 1980	1.86/ 6'1"	68.0/ 149.9
M4x	12	(b)	COEFFIC Jonathan	01 JUN 1981	1.90/ 6'2"	91.0/ 200.6
		(2)	PELTIER Pierre-Jean	20 MAY 1984	1.97/ 6'5"	94.0/ 207.2
		(3)	BAHAIN Julien	20 APR 1986	1.90/ 6'2"	87.0/ 191.8
		(s)	BERREST Cedric	02 APR 1985	1.91/ 6'3"	94.0/ 207.2
Alternates			DELHON Gaetan	02 FEB 1986	1.89/ 6'2"	87.0/ 191.8
			LANG Benjamin	04 FEB 1987	1.86/ 6'1"	84.0/ 185.1
			POUGE Jeremy	03 MAY 1980	1.89/ 6'2"	71.0/ 156.5
Crews:	8		Athletes: 21			

Legend:

W1x	Women's Single Sculls	M1x	Men's Single Sculls	W2-	Women's Pair	M2-	Men's Pair
W2x	Women's Double Sculls	M2x	Men's Double Sculls	M4-	Men's Four	LW2x	Lightweight Women's Double Sculls
LM2x	Lightweight Men's Double Sculls	LM4-	Lightweight Men's Four	W4x	Women's Quadruple Sculls	M4x	Men's Quadruple Sculls
W8+	Women's Eight	M8+	Men's Eight				
(b)	bow	(2)-(7)	seat	(s)	stroke	(c)	cox



ENTRY LIST BY NOC
 NOC报名名单 / LISTE DES INSCRITS PAR CNO

As of 9 AUG 2008

GBR - Great Britain

Event Code	Event Number	Seat	Name	Date of Birth	Height [m/ft in]	Weight [kg/lbs]
M1x	2	(b)	CAMPBELL Alan	09 MAY 1983	1.91/ 6'3"	97.0/ 213.8
W2-	3	(b)	REEVE Louisa	16 MAY 1984	1.83/ 6'0"	72.0/ 158.7
		(s)	WHITLAM Olivia	16 SEP 1985	1.85/ 6'0"	74.0/ 163.1
M2-	4	(b)	BOURNE-TAYLOR Robin	22 JUL 1981	1.90/ 6'2"	92.0/ 202.8
		(s)	SOLESBURY Tom	23 SEP 1980	1.98/ 6'5"	100.0/ 220.4
W2x	5	(b)	LAVERICK Elise	27 JUL 1975	1.78/ 5'10"	73.0/ 160.9
		(s)	BEBINGTON Anna	13 FEB 1983	1.83/ 6'0"	80.0/ 176.3
M2x	6	(b)	WELLS Matthew	19 APR 1979	1.90/ 6'2"	93.0/ 205.0
		(s)	ROWBOTHAM Stephen	11 NOV 1981	1.93/ 6'3"	96.0/ 211.6
M4-	7	(b)	JAMES Tom	11 MAR 1984	1.90/ 6'2"	90.0/ 198.4
		(2)	WILLIAMS Steve	15 APR 1976	1.89/ 6'2"	98.0/ 216.0
		(3)	REED Pete	27 JUL 1981	1.98/ 6'5"	102.0/ 224.8
		(s)	TRIGGS HODGE Andrew	03 MAR 1979	1.90/ 6'2"	100.0/ 220.4
LW2x	8	(b)	GOODSELL Hester	27 JUN 1984	1.76/ 5'9"	59.0/ 130.0
		(s)	CASEY Helen	06 FEB 1974	1.67/ 5'5"	58.0/ 127.8
LM2x	9	(b)	PURCHASE Zac	02 MAY 1986	1.84/ 6'0"	73.0/ 160.9
		(s)	HUNTER Mark	01 JUL 1978	1.81/ 5'11"	74.0/ 163.1
LM4-	10	(b)	CHAMBERS Richard	10 JUN 1985	1.83/ 6'0"	72.0/ 158.7
		(2)	LINDSAY-FYNN James	29 SEP 1975	1.80/ 5'10"	70.0/ 154.3
		(3)	MATTICK Paul	25 APR 1978	1.87/ 6'1"	73.0/ 160.9
		(s)	CLARKE James	31 DEC 1984	1.87/ 6'1"	75.0/ 165.3
W4x	11	(b)	VERNON Annie	01 SEP 1982	1.79/ 5'10"	76.0/ 167.5
		(2)	FLOOD Debbie	27 FEB 1980	1.77/ 5'9"	76.0/ 167.5
		(3)	HOUGHTON Frances	19 SEP 1980	1.93/ 6'3"	81.0/ 178.5
		(s)	GRAINGER Katherine	12 NOV 1975	1.83/ 6'0"	80.0/ 176.3
W8+	13	(b)	ASHFORD Carla	13 MAR 1979	1.82/ 5'11"	79.0/ 174.1
		(2)	RODFORD Beth	28 DEC 1982	1.77/ 5'9"	77.0/ 169.7
		(3)	PAGE Natasha	30 APR 1985	1.78/ 5'10"	77.0/ 169.7
		(4)	HOWARD Natasha	03 SEP 1980	1.80/ 5'10"	78.0/ 171.9
		(5)	EDDIE Jessica	07 OCT 1984	1.78/ 5'10"	77.0/ 169.7
		(6)	WINCKLESS Sarah	18 OCT 1973	1.90/ 6'2"	84.0/ 185.1
		(7)	KNOWLES Alison	27 MAR 1982	1.85/ 6'0"	75.0/ 165.3
		(s)	GREVES Katie	02 SEP 1982	1.79/ 5'10"	69.0/ 152.1
(c)	O'CONNOR Caroline	25 APR 1983	1.57/ 5'1"	48.0/ 105.8		
M8+	14	(b)	PARTRIDGE Alex	25 JAN 1981	1.93/ 6'3"	96.0/ 211.6
		(2)	STALLARD Tom	11 SEP 1978	1.93/ 6'3"	90.0/ 198.4
		(3)	LUCY Tom	01 MAY 1988	1.94/ 6'4"	94.0/ 207.2
		(4)	EGINGTON Richard	26 FEB 1979	1.98/ 6'5"	104.0/ 229.2
		(5)	WEST Josh	25 MAR 1977	2.07/ 6'9"	105.0/ 231.4
		(6)	HEATHCOTE Alastair	18 AUG 1977	1.91/ 6'3"	92.0/ 202.8
		(7)	LANGRIDGE Matt	20 MAY 1983	1.95/ 6'4"	96.0/ 211.6
		(s)	SMITH Colin	23 SEP 1983	1.85/ 6'0"	84.0/ 185.1
(c)	NETHERCOTT Acer	28 NOV 1977	1.74/ 5'8"	55.0/ 121.2		



ENTRY LIST BY NOC
 NOC报名名单 / LISTE DES INSCRITS PAR CNO

As of 9 AUG 2008

GBR - Great Britain

Event Code	Event Number	Seat	Name	Date of Birth	Height [m/ft in]	Weight [kg/lbs]
Alternates			FREEMAN Alice	06 SEP 1978	1.76/ 5'9"	72.0/ 158.7
			GREGORY Alex	11 MAR 1984	1.98/ 6'5"	93.0/ 205.0
			PARKER Tom	24 OCT 1982	1.96/ 6'5"	95.0/ 209.4
			STILLER Kristina	23 JUN 1987	1.76/ 5'9"	72.0/ 158.7
			WILLIAMS Robert	21 JAN 1985	1.84/ 6'0"	73.0/ 160.9

Crews: 12 Athletes: 43

Legend:

W1x	Women's Single Sculls	M1x	Men's Single Sculls	W2-	Women's Pair	M2-	Men's Pair
W2x	Women's Double Sculls	M2x	Men's Double Sculls	M4-	Men's Four	LW2x	Lightweight Women's Double Sculls
LM2x	Lightweight Men's Double Sculls	LM4-	Lightweight Men's Four	W4x	Women's Quadruple Sculls	M4x	Men's Quadruple Sculls
W8+	Women's Eight	M8+	Men's Eight				
(b)	bow	(2)-(7)	seat	(s)	stroke	(c)	cox



ENTRY LIST BY NOC
 NOC报名名单 / LISTE DES INSCRITS PAR CNO

As of 9 AUG 2008

GER - Germany

Event Code	Event Number	Seat	Name	Date of Birth	Height [m/ft in]	Weight [kg/lbs]
M1x	2	(b)	HACKER Marcel	29 APR 1977	1.96/ 6'5"	102.0/ 224.8
W2-	3	(b)	WECH Lenka	09 APR 1976	1.86/ 6'1"	72.0/ 158.7
		(s)	DERLIEN Maren	17 DEC 1975	1.81/ 5'11"	76.0/ 167.5
M2-	4	(b)	LEHMANN Tom	04 DEC 1987	1.98/ 6'5"	92.0/ 202.8
		(s)	DRAHOTTA Felix	01 JAN 1989	1.99/ 6'6"	96.0/ 211.6
W2x	5	(b)	THIELE Annetkatrin	18 OCT 1984	1.73/ 5'8"	69.0/ 152.1
		(s)	HUTH Christiane	12 SEP 1980	1.76/ 5'9"	72.0/ 158.7
M2x	6	(b)	WENZEL Clemens	23 AUG 1988	1.96/ 6'5"	100.0/ 220.4
		(s)	BRODOWSKI Karsten	22 JUN 1985	2.05/ 6'8"	104.0/ 229.2
M4-	7	(b)	HAUFFE Gregor	20 MAY 1982	1.90/ 6'2"	86.0/ 189.5
		(2)	SEIFERT Toni	14 APR 1981	1.90/ 6'2"	88.0/ 194.0
		(3)	KAEUFER Urs	17 NOV 1984	1.89/ 6'2"	88.0/ 194.0
		(s)	ADAMSKI Filip Kamil	05 JAN 1983	1.89/ 6'2"	87.0/ 191.8
LW2x	8	(b)	CAROW Berit Annika	12 JAN 1981	1.71/ 5'7"	58.0/ 127.8
		(s)	DRAEGER Marie-Louise	11 APR 1981	1.70/ 5'6"	57.0/ 125.6
LM2x	9	(b)	KOCH Jonathan	29 OCT 1985	1.83/ 6'0"	71.0/ 156.5
		(s)	BREHMER Manuel	01 JUN 1978	1.86/ 6'1"	70.0/ 154.3
LM4-	10	(b)	SEIBT Bastian	19 MAR 1978	1.87/ 6'1"	70.0/ 154.3
		(2)	SCHOEMANN-FINCK Jost	08 OCT 1982	1.86/ 6'1"	70.0/ 154.3
		(3)	KUEHNER Jochen	15 OCT 1980	1.84/ 6'0"	70.0/ 154.3
		(s)	KUEHNER Martin	15 OCT 1980	1.84/ 6'0"	70.0/ 154.3
W4x	11	(b)	OPPELT Britta	05 JUL 1978	1.72/ 5'7"	69.0/ 152.1
		(2)	LUTZE Manuela	20 MAR 1974	1.85/ 6'0"	78.0/ 171.9
		(3)	BORON Kathrin	04 NOV 1969	1.84/ 6'0"	77.0/ 169.7
		(s)	SCHILLER Stephanie	25 JUL 1986	1.82/ 5'11"	75.0/ 165.3
M4x	12	(b)	KRUEGER Stephan	29 NOV 1988	1.88/ 6'2"	84.0/ 185.1
		(2)	BERTRAM Rene	21 JUL 1981	1.96/ 6'5"	95.0/ 209.4
		(3)	GRUHNE Hans	05 AUG 1988	1.94/ 6'4"	92.0/ 202.8
		(s)	SCHREIBER Christian	07 AUG 1980	1.87/ 6'1"	91.0/ 200.6
W8+	13	(b)	HENNINGS Christina	21 JAN 1984	1.78/ 5'10"	68.0/ 149.9
		(2)	REINERT Katrin	13 JAN 1988	1.78/ 5'10"	73.0/ 160.9
		(3)	WENGERT Nina Stephanie	03 AUG 1984	1.82/ 5'11"	72.0/ 158.7
		(4)	SCHMUTZLER Nadine	27 APR 1984	1.81/ 5'11"	73.0/ 160.9
		(5)	WECH Lenka	09 APR 1976	1.86/ 6'1"	72.0/ 158.7
		(6)	DERLIEN Maren	17 DEC 1975	1.81/ 5'11"	76.0/ 167.5
		(7)	ZIMMERMANN Nicole	11 MAY 1980	1.88/ 6'2"	75.0/ 165.3
		(s)	HIPLER Elke Elisabeth	19 SEP 1978	1.78/ 5'10"	70.0/ 154.3
		(c)	RUPPEL Annina	08 OCT 1980	1.60/ 5'2"	50.0/ 110.2



ENTRY LIST BY NOC
 NOC报名名单 / LISTE DES INSCRITS PAR CNO

As of 9 AUG 2008

GER - Germany

Event Code	Event Number	Seat	Name	Date of Birth	Height [m/ft in]	Weight [kg/lbs]
M8+	14	(b)	EICHNER Florian	16 DEC 1985	1.90/ 6'2"	86.0/ 189.5
		(2)	SCHMIDT Sebastian Matthias	06 JAN 1985	1.90/ 6'2"	90.0/ 198.4
		(3)	FLACH Matthias	30 SEP 1982	2.00/ 6'6"	97.0/ 213.8
		(4)	NARUHN Philipp	14 JUL 1983	1.95/ 6'4"	96.0/ 211.6
		(5)	URBAN Jochen	23 SEP 1983	1.90/ 6'2"	90.0/ 198.4
		(6)	MENNINGEN Florian	10 APR 1982	1.94/ 6'4"	92.0/ 202.8
		(7)	WILKE Kristof	17 APR 1985	1.90/ 6'2"	87.0/ 191.8
		(s)	PENKNER Andreas	29 NOV 1982	1.89/ 6'2"	90.0/ 198.4
Alternates		(c)	THIEDE Peter	13 FEB 1968	1.68/ 5'6"	55.0/ 121.2
			DOMSCHEIT Juliane	21 AUG 1988	1.88/ 6'2"	78.0/ 171.9
			LEHNIGK Joerg	08 JAN 1980	1.81/ 5'11"	70.0/ 154.3
			NEUMANN Marco	01 MAR 1988	1.98/ 6'5"	94.0/ 207.2
			NOLTE Falko	25 JUL 1983	1.90/ 6'2"	90.0/ 198.4
			SCHMIDT Richard	23 MAY 1987	1.91/ 6'3"	87.0/ 191.8
	TIBITANZL Laura Magdalena	13 OCT 1984	1.75/ 5'8"	60.0/ 132.2		
Crews:	13		Athletes: 45			

Legend:

W1x	Women's Single Sculls	M1x	Men's Single Sculls	W2-	Women's Pair	M2-	Men's Pair
W2x	Women's Double Sculls	M2x	Men's Double Sculls	M4-	Men's Four	LW2x	Lightweight Women's Double Sculls
LM2x	Lightweight Men's Double Sculls	LM4-	Lightweight Men's Four	W4x	Women's Quadruple Sculls	M4x	Men's Quadruple Sculls
W8+	Women's Eight	M8+	Men's Eight				
(b)	bow	(2)-(7)	seat	(s)	stroke	(c)	cox



ENTRY LIST BY NOC
 NOC报名名单 / LISTE DES INSCRITS PAR CNO

As of 9 AUG 2008

GRE - Greece

Event Code	Event Number	Seat	Name	Date of Birth	Height [m/ft in]	Weight [kg/lbs]
M1x	2	(b)	CHRISTOU Ioannis	23 JUN 1983	1.93/ 6'3"	90.0/ 198.4
LW2x	8	(b)	BISKITZI Chrysi	18 NOV 1974	1.70/ 5'6"	59.0/ 130.0
		(s)	TSIAVOU Alexandra	26 SEP 1985	1.78/ 5'10"	61.0/ 134.4
LM2x	9	(b)	MOUGIOS Dimitrios	13 OCT 1981	1.91/ 6'3"	72.0/ 158.7
		(s)	POLYMEROS Vasileios	20 FEB 1976	1.78/ 5'10"	72.0/ 158.7
Crews:	3		Athletes: 5			

Legend:

W1x	Women's Single Sculls	M1x	Men's Single Sculls	W2-	Women's Pair	M2-	Men's Pair
W2x	Women's Double Sculls	M2x	Men's Double Sculls	M4-	Men's Four	LW2x	Lightweight Women's Double Sculls
LM2x	Lightweight Men's Double Sculls	LM4-	Lightweight Men's Four	W4x	Women's Quadruple Sculls	M4x	Men's Quadruple Sculls
W8+	Women's Eight	M8+	Men's Eight				
(b)	bow	(2)-(7)	seat	(s)	stroke	(c)	cox



ENTRY LIST BY NOC
 NOC报名名单 / LISTE DES INSCRITS PAR CNO

As of 9 AUG 2008

HKG - Hong Kong, China

Event Code	Event Number	Seat	Name	Date of Birth	Height [m/ft in]	Weight [kg/lbs]
W1x	1	(b)	LEE Ka Man	28 NOV 1986	1.68/ 5'6"	57.0/ 125.6
M1x	2	(b)	LAW Hiu Fung	13 NOV 1983	1.84/ 6'0"	78.0/ 171.9
LM2x	9	(b)	SO Sau Wah	26 AUG 1985	1.80/ 5'10"	74.0/ 163.1
		(s)	CHOW Kwong Wing	17 MAR 1986	1.81/ 5'11"	73.0/ 160.9
Crews:	3		Athletes: 4			

Legend:

W1x	Women's Single Sculls	M1x	Men's Single Sculls	W2-	Women's Pair	M2-	Men's Pair
W2x	Women's Double Sculls	M2x	Men's Double Sculls	M4-	Men's Four	LW2x	Lightweight Women's Double Sculls
LM2x	Lightweight Men's Double Sculls	LM4-	Lightweight Men's Four	W4x	Women's Quadruple Sculls	M4x	Men's Quadruple Sculls
W8+	Women's Eight	M8+	Men's Eight				
(b)	bow	(2)-(7)	seat	(s)	stroke	(c)	cox



ENTRY LIST BY NOC
 NOC报名名单 / LISTE DES INSCRITS PAR CNO

As of 9 AUG 2008

HON - Honduras

Event Code	Event Number	Seat	Name	Date of Birth	Height [m/ft in]	Weight [kg/lbs]
M1x	2	(b)	BERNARDEZ AVILA Norberto	20 APR 1987	1.76/ 5'9"	75.0/ 165.3

Crews: 1 Athletes: 1

Legend:

W1x	Women's Single Sculls	M1x	Men's Single Sculls	W2-	Women's Pair	M2-	Men's Pair
W2x	Women's Double Sculls	M2x	Men's Double Sculls	M4-	Men's Four	LW2x	Lightweight Women's Double Sculls
LM2x	Lightweight Men's Double Sculls	LM4-	Lightweight Men's Four	W4x	Women's Quadruple Sculls	M4x	Men's Quadruple Sculls
W8+	Women's Eight	M8+	Men's Eight				
(b)	bow	(2)-(7)	seat	(s)	stroke	(c)	cox



ENTRY LIST BY NOC
 NOC报名名单 / LISTE DES INSCRITS PAR CNO

As of 9 AUG 2008

HUN - Hungary

Event Code	Event Number	Seat	Name	Date of Birth	Height [m/ft in]	Weight [kg/lbs]
LM2x	9	(b)	HIRLING Zsolt	28 MAY 1984	1.80/ 5'10"	69.0/ 152.1
		(s)	VARGA Tamas	17 JUN 1978	1.84/ 6'0"	72.0/ 158.7
Crews:	1		Athletes: 2			

Legend:

W1x	Women's Single Sculls	M1x	Men's Single Sculls	W2-	Women's Pair	M2-	Men's Pair
W2x	Women's Double Sculls	M2x	Men's Double Sculls	M4-	Men's Four	LW2x	Lightweight Women's Double Sculls
LM2x	Lightweight Men's Double Sculls	LM4-	Lightweight Men's Four	W4x	Women's Quadruple Sculls	M4x	Men's Quadruple Sculls
W8+	Women's Eight	M8+	Men's Eight				
(b)	bow	(2)-(7)	seat	(s)	stroke	(c)	cox



ENTRY LIST BY NOC
 NOC报名名单 / LISTE DES INSCRITS PAR CNO

As of 9 AUG 2008

IND - India

Event Code	Event Number	Seat	Name	Date of Birth	Height [m/ft in]	Weight [kg/lbs]
M1x	2	(b)	TAKHAR Bajranglal	05 JAN 1981	1.85/ 6'0"	79.0/ 174.1
LM2x	9	(b) (s)	KHANDWAL Devender Kumar SINGH Manjeet	10 JUL 1986 10 OCT 1988	1.80/ 5'10" 1.80/ 5'10"	70.0/ 154.3 68.0/ 149.9
Crews:	2		Athletes: 3			

Legend:

W1x	Women's Single Sculls	M1x	Men's Single Sculls	W2-	Women's Pair	M2-	Men's Pair
W2x	Women's Double Sculls	M2x	Men's Double Sculls	M4-	Men's Four	LW2x	Lightweight Women's Double Sculls
LM2x	Lightweight Men's Double Sculls	LM4-	Lightweight Men's Four	W4x	Women's Quadruple Sculls	M4x	Men's Quadruple Sculls
W8+	Women's Eight	M8+	Men's Eight				
(b)	bow	(2)-(7)	seat	(s)	stroke	(c)	cox



ENTRY LIST BY NOC
 NOC报名名单 / LISTE DES INSCRITS PAR CNO

As of 9 AUG 2008

IRI - Islamic Republic of Iran

Event Code	Event Number	Seat	Name	Date of Birth	Height [m/ft in]	Weight [kg/lbs]
W1x	1	(b)	HOSSEINI Homa	22 DEC 1988	1.82/ 5'11"	74.0/ 163.1
M1x	2	(b)	SHADI NAGHDEH Mohsen	04 JUN 1988	1.91/ 6'3"	72.0/ 158.7
Crews:	2		Athletes: 2			

Legend:

W1x	Women's Single Sculls	M1x	Men's Single Sculls	W2-	Women's Pair	M2-	Men's Pair
W2x	Women's Double Sculls	M2x	Men's Double Sculls	M4-	Men's Four	LW2x	Lightweight Women's Double Sculls
LM2x	Lightweight Men's Double Sculls	LM4-	Lightweight Men's Four	W4x	Women's Quadruple Sculls	M4x	Men's Quadruple Sculls
W8+	Women's Eight	M8+	Men's Eight				
(b)	bow	(2)-(7)	seat	(s)	stroke	(c)	cox



ENTRY LIST BY NOC
 NOC报名名单 / LISTE DES INSCRITS PAR CNO

As of 9 AUG 2008

IRL - Ireland

Event Code	Event Number	Seat	Name	Date of Birth	Height [m/ft in]	Weight [kg/lbs]
M4-	7	(b)	FOLAN Cormac	09 JUL 1983	1.92/ 6'3"	85.0/ 187.3
		(2)	CASEY Sean	05 FEB 1978	1.92/ 6'3"	98.0/ 216.0
		(3)	DEVLIN Jonno	17 MAR 1976	1.94/ 6'4"	99.0/ 218.2
		(s)	O'NEILL Sean	15 AUG 1980	1.90/ 6'2"	90.0/ 198.4
LM4-	10	(b)	MOYNIHAN Cathal	14 FEB 1981	1.83/ 6'0"	70.0/ 154.3
		(2)	TOWEY Gearoid	26 MAR 1977	1.83/ 6'0"	70.0/ 154.3
		(3)	ARCHIBALD Richard	18 JAN 1978	1.83/ 6'0"	70.0/ 154.3
		(s)	GRIFFIN Paul	01 SEP 1979	1.77/ 5'9"	70.0/ 154.3
Alternates			COAKLEY Richard	30 MAY 1983	1.90/ 6'2"	70.0/ 154.3
			MARTIN Alan	22 JUL 1981	1.94/ 6'4"	84.0/ 185.1
Crews:	2		Athletes: 8			

Legend:

W1x	Women's Single Sculls	M1x	Men's Single Sculls	W2-	Women's Pair	M2-	Men's Pair
W2x	Women's Double Sculls	M2x	Men's Double Sculls	M4-	Men's Four	LW2x	Lightweight Women's Double Sculls
LM2x	Lightweight Men's Double Sculls	LM4-	Lightweight Men's Four	W4x	Women's Quadruple Sculls	M4x	Men's Quadruple Sculls
W8+	Women's Eight	M8+	Men's Eight				
(b)	bow	(2)-(7)	seat	(s)	stroke	(c)	cox



ENTRY LIST BY NOC
 NOC报名名单 / LISTE DES INSCRITS PAR CNO

As of 9 AUG 2008

IRQ - Iraq

Event Code	Event Number	Seat	Name	Date of Birth	Height [m/ft in]	Weight [kg/lbs]
M2x	6	(b)	NOZAD Haidar	20 APR 1983	1.86/ 6'1"	95.0/ 209.4
		(s)	JEBUR Hussein	01 MAR 1976	1.84/ 6'0"	80.0/ 176.3
Crews:	1		Athletes: 2			

Legend:

W1x	Women's Single Sculls	M1x	Men's Single Sculls	W2-	Women's Pair	M2-	Men's Pair
W2x	Women's Double Sculls	M2x	Men's Double Sculls	M4-	Men's Four	LW2x	Lightweight Women's Double Sculls
LM2x	Lightweight Men's Double Sculls	LM4-	Lightweight Men's Four	W4x	Women's Quadruple Sculls	M4x	Men's Quadruple Sculls
W8+	Women's Eight	M8+	Men's Eight				
(b)	bow	(2)-(7)	seat	(s)	stroke	(c)	cox



ENTRY LIST BY NOC
 NOC报名名单 / LISTE DES INSCRITS PAR CNO

As of 9 AUG 2008

ITA - Italy

Event Code	Event Number	Seat	Name	Date of Birth	Height [m/ft in]	Weight [kg/lbs]
W1x	1	(b)	BASCELLI Gabriella	19 AUG 1982	1.85/ 6'0"	75.0/ 165.3
M2-	4	(b) (s)	de VITA Giuseppe LEONARDO Raffaello	04 JUN 1982 01 MAY 1973	1.86/ 6'1" 1.90/ 6'2"	85.0/ 187.3 94.0/ 207.2
W2x	5	(b) (s)	SCHIAVONE Laura SANCASSANI Elisabetta	13 OCT 1986 06 FEB 1983	1.73/ 5'8" 1.68/ 5'6"	75.0/ 165.3 68.0/ 149.9
M4-	7	(b) (2) (3) (s)	MORNATI Carlo SARTORI Alessio MORNATI Niccolo CARBONCINI Lorenzo	16 MAR 1972 13 NOV 1976 28 OCT 1980 22 SEP 1976	1.86/ 6'1" 2.00/ 6'6" 1.97/ 6'5" 1.91/ 6'3"	88.0/ 194.0 100.0/ 220.4 97.0/ 213.8 91.0/ 200.6
LM2x	9	(b) (s)	MIANI Marcello LUINI Elia	05 MAR 1984 23 JUN 1979	1.83/ 6'0" 1.84/ 6'0"	73.0/ 160.9 71.0/ 156.5
LM4-	10	(b) (2) (3) (s)	VLCEK Jiri AMARANTE Catello AMITRANO Salvatore MASCARENHAS Bruno	27 MAY 1978 15 AUG 1979 03 DEC 1975 16 JUL 1981	1.80/ 5'10" 1.77/ 5'9" 1.84/ 6'0" 1.81/ 5'11"	71.0/ 156.5 73.0/ 160.9 73.0/ 160.9 73.0/ 160.9
M4x	12	(b) (2) (3) (s)	AGAMENNONI Luca VENIER Simone GALTAROSSA Rossano RAINERI Simone	08 AUG 1980 26 AUG 1984 06 JUL 1972 07 FEB 1977	1.88/ 6'2" 1.97/ 6'5" 2.00/ 6'6" 1.90/ 6'2"	94.0/ 207.2 98.0/ 216.0 102.0/ 224.8 93.0/ 205.0
Alternates			BERTINI Lorenzo DENTALE Dario GHEZZI Luca GILARDONI Daniele	01 JUN 1976 26 OCT 1982 05 SEP 1978 01 APR 1976	1.86/ 6'1" 2.02/ 6'7" 1.85/ 6'0" 1.67/ 5'5"	72.0/ 158.7 96.0/ 211.6 86.0/ 189.5 71.0/ 156.5
Crews:	7		Athletes: 19			

Legend:

W1x	Women's Single Sculls	M1x	Men's Single Sculls	W2-	Women's Pair	M2-	Men's Pair
W2x	Women's Double Sculls	M2x	Men's Double Sculls	M4-	Men's Four	LW2x	Lightweight Women's Double Sculls
LM2x	Lightweight Men's Double Sculls	LM4-	Lightweight Men's Four	W4x	Women's Quadruple Sculls	M4x	Men's Quadruple Sculls
W8+	Women's Eight	M8+	Men's Eight				
(b)	bow	(2)-(7)	seat	(s)	stroke	(c)	cox



ENTRY LIST BY NOC
 NOC报名名单 / LISTE DES INSCRITS PAR CNO

As of 9 AUG 2008

JPN - Japan

Event Code	Event Number	Seat	Name	Date of Birth	Height [m/ft in]	Weight [kg/lbs]
LW2x	8	(b)	KUMAKURA Misaki	29 MAR 1983	1.63/ 5'4"	57.0/ 125.6
		(s)	IWAMOTO Akiko	25 SEP 1978	1.73/ 5'8"	57.0/ 125.6
LM2x	9	(b)	URA Kazushige	10 NOV 1975	1.80/ 5'10"	73.0/ 160.9
		(s)	TAKEDA Daisaku	05 DEC 1973	1.78/ 5'10"	73.0/ 160.9
Crews:	2		Athletes: 4			

Legend:

W1x	Women's Single Sculls	M1x	Men's Single Sculls	W2-	Women's Pair	M2-	Men's Pair
W2x	Women's Double Sculls	M2x	Men's Double Sculls	M4-	Men's Four	LW2x	Lightweight Women's Double Sculls
LM2x	Lightweight Men's Double Sculls	LM4-	Lightweight Men's Four	W4x	Women's Quadruple Sculls	M4x	Men's Quadruple Sculls
W8+	Women's Eight	M8+	Men's Eight				
(b)	bow	(2)-(7)	seat	(s)	stroke	(c)	cox



ENTRY LIST BY NOC
 NOC报名名单 / LISTE DES INSCRITS PAR CNO

As of 9 AUG 2008

KAZ - Kazhakstan

Event Code	Event Number	Seat	Name	Date of Birth	Height [m/ft in]	Weight [kg/lbs]
W1x	1	(b)	DUDCHENKO Inga	28 MAY 1988	1.75/ 5'8"	70.0/ 154.3
LW2x	8	(b) (s)	VORONOVA Natalya OPACHANOVA Alexandra	21 MAR 1986 07 MAR 1989	1.70/ 5'6" 1.67/ 5'5"	55.0/ 121.2 55.0/ 121.2
Crews:	2		Athletes: 3			

Legend:

W1x	Women's Single Sculls	M1x	Men's Single Sculls	W2-	Women's Pair	M2-	Men's Pair
W2x	Women's Double Sculls	M2x	Men's Double Sculls	M4-	Men's Four	LW2x	Lightweight Women's Double Sculls
LM2x	Lightweight Men's Double Sculls	LM4-	Lightweight Men's Four	W4x	Women's Quadruple Sculls	M4x	Men's Quadruple Sculls
W8+	Women's Eight	M8+	Men's Eight				
(b)	bow	(2)-(7)	seat	(s)	stroke	(c)	cox



ENTRY LIST BY NOC
 NOC报名名单 / LISTE DES INSCRITS PAR CNO

As of 9 AUG 2008

KEN - Kenya

Event Code	Event Number	Seat	Name	Date of Birth	Height [m/ft in]	Weight [kg/lbs]
M1x	2	(b)	MWANGE Matthew Lidaywa	02 JAN 1979	2.01/ 6'7"	86.0/ 189.5

Crews: 1 Athletes: 1

Legend:

W1x	Women's Single Sculls	M1x	Men's Single Sculls	W2-	Women's Pair	M2-	Men's Pair
W2x	Women's Double Sculls	M2x	Men's Double Sculls	M4-	Men's Four	LW2x	Lightweight Women's Double Sculls
LM2x	Lightweight Men's Double Sculls	LM4-	Lightweight Men's Four	W4x	Women's Quadruple Sculls	M4x	Men's Quadruple Sculls
W8+	Women's Eight	M8+	Men's Eight				
(b)	bow	(2)-(7)	seat	(s)	stroke	(c)	cox



ENTRY LIST BY NOC
 NOC报名名单 / LISTE DES INSCRITS PAR CNO

As of 9 AUG 2008

KOR - Republic of Korea

Event Code	Event Number	Seat	Name	Date of Birth	Height [m/ft in]	Weight [kg/lbs]
W1x	1	(b)	SHIN Yeongeun	22 AUG 1987	1.78/ 5'10"	68.0/ 149.9
LW2x	8	(b) (s)	KO Youngeun JI Yoojin	01 MAR 1987 06 JUL 1988	1.74/ 5'8" 1.70/ 5'6"	60.0/ 132.2 60.0/ 132.2
LM2x	9	(b) (s)	JANG Kangeun KIM Hongkyun	04 DEC 1988 30 APR 1989	1.78/ 5'10" 1.84/ 6'0"	71.0/ 156.5 70.0/ 154.3
Crews:	3		Athletes: 5			

Legend:

W1x	Women's Single Sculls	M1x	Men's Single Sculls	W2-	Women's Pair	M2-	Men's Pair
W2x	Women's Double Sculls	M2x	Men's Double Sculls	M4-	Men's Four	LW2x	Lightweight Women's Double Sculls
LM2x	Lightweight Men's Double Sculls	LM4-	Lightweight Men's Four	W4x	Women's Quadruple Sculls	M4x	Men's Quadruple Sculls
W8+	Women's Eight	M8+	Men's Eight				
(b)	bow	(2)-(7)	seat	(s)	stroke	(c)	cox



ENTRY LIST BY NOC
 NOC报名名单 / LISTE DES INSCRITS PAR CNO

As of 9 AUG 2008

LTU - Lithuania

Event Code	Event Number	Seat	Name	Date of Birth	Height [m/ft in]	Weight [kg/lbs]
M1x	2	(b)	GRISKONIS Mindaugas	17 JAN 1986	1.89/ 6'2"	91.0/ 200.6

Crews: 1 Athletes: 1

Legend:

W1x	Women's Single Sculls	M1x	Men's Single Sculls	W2-	Women's Pair	M2-	Men's Pair
W2x	Women's Double Sculls	M2x	Men's Double Sculls	M4-	Men's Four	LW2x	Lightweight Women's Double Sculls
LM2x	Lightweight Men's Double Sculls	LM4-	Lightweight Men's Four	W4x	Women's Quadruple Sculls	M4x	Men's Quadruple Sculls
W8+	Women's Eight	M8+	Men's Eight				
(b)	bow	(2)-(7)	seat	(s)	stroke	(c)	cox



ENTRY LIST BY NOC
 NOC报名名单 / LISTE DES INSCRITS PAR CNO

As of 9 AUG 2008

MEX - Mexico

Event Code	Event Number	Seat	Name	Date of Birth	Height [m/ft in]	Weight [kg/lbs]
M1x	2	(b)	LOLIGER Patrick	20 JUN 1985	1.87/ 6'1"	87.0/ 191.8
LW2x	8	(b) (s)	HUERTA Gabriela PEREZ RUL Lila	28 APR 1983 17 AUG 1977	1.73/ 5'8" 1.67/ 5'5"	59.0/ 130.0 59.0/ 130.0
Crews:	2		Athletes: 3			

Legend:

W1x	Women's Single Sculls	M1x	Men's Single Sculls	W2-	Women's Pair	M2-	Men's Pair
W2x	Women's Double Sculls	M2x	Men's Double Sculls	M4-	Men's Four	LW2x	Lightweight Women's Double Sculls
LM2x	Lightweight Men's Double Sculls	LM4-	Lightweight Men's Four	W4x	Women's Quadruple Sculls	M4x	Men's Quadruple Sculls
W8+	Women's Eight	M8+	Men's Eight				
(b)	bow	(2)-(7)	seat	(s)	stroke	(c)	cox



ENTRY LIST BY NOC
 NOC报名名单 / LISTE DES INSCRITS PAR CNO

As of 9 AUG 2008

MON - Monaco

Event Code	Event Number	Seat	Name	Date of Birth	Height [m/ft in]	Weight [kg/lbs]
M1x	2	(b)	RAYMOND Mathias	13 JAN 1986	1.90/ 6'2"	85.0/ 187.3
Crews:	1		Athletes: 1			

Legend:

W1x	Women's Single Sculls	M1x	Men's Single Sculls	W2-	Women's Pair	M2-	Men's Pair
W2x	Women's Double Sculls	M2x	Men's Double Sculls	M4-	Men's Four	LW2x	Lightweight Women's Double Sculls
LM2x	Lightweight Men's Double Sculls	LM4-	Lightweight Men's Four	W4x	Women's Quadruple Sculls	M4x	Men's Quadruple Sculls
W8+	Women's Eight	M8+	Men's Eight				
(b)	bow	(2)-(7)	seat	(s)	stroke	(c)	cox



ENTRY LIST BY NOC
 NOC报名名单 / LISTE DES INSCRITS PAR CNO

As of 9 AUG 2008

MYA - Myanmar

Event Code	Event Number	Seat	Name	Date of Birth	Height [m/ft in]	Weight [kg/lbs]
W1x	1	(b)	SHWE ZIN LATT	01 SEP 1985	1.60/ 5'2"	60.0/ 132.2

Crews: 1 Athletes: 1

Legend:

W1x	Women's Single Sculls	M1x	Men's Single Sculls	W2-	Women's Pair	M2-	Men's Pair
W2x	Women's Double Sculls	M2x	Men's Double Sculls	M4-	Men's Four	LW2x	Lightweight Women's Double Sculls
LM2x	Lightweight Men's Double Sculls	LM4-	Lightweight Men's Four	W4x	Women's Quadruple Sculls	M4x	Men's Quadruple Sculls
W8+	Women's Eight	M8+	Men's Eight				
(b)	bow	(2)-(7)	seat	(s)	stroke	(c)	cox



ENTRY LIST BY NOC
 NOC报名名单 / LISTE DES INSCRITS PAR CNO

As of 9 AUG 2008

NED - Netherlands

Event Code	Event Number	Seat	Name	Date of Birth	Height [m/ft in]	Weight [kg/lbs]
M1x	2	(b)	HAMBURGER Sjoerd	08 FEB 1983	2.05/ 6'8"	100.0/ 220.4
M4-	7	(b)	CIRKEL Geert	20 OCT 1978	1.99/ 6'6"	93.0/ 205.0
		(2)	VELLENGA Matthijs	29 OCT 1977	2.00/ 6'6"	93.0/ 205.0
		(3)	GABRIELS Jan-Willem	21 JAN 1979	1.95/ 6'4"	99.0/ 218.2
		(s)	VERMEULEN Gijs	07 MAY 1981	1.89/ 6'2"	88.0/ 194.0
LW2x	8	(b)	van der KOLK Kirsten	18 DEC 1975	1.72/ 5'7"	55.0/ 121.2
		(s)	van EUPEN Marit	26 SEP 1969	1.76/ 5'9"	59.0/ 130.0
LM4-	10	(b)	van der LINDEN Gerard	29 DEC 1981	1.88/ 6'2"	74.0/ 163.1
		(2)	GODSCHALK Marshall	28 FEB 1984	1.84/ 6'0"	70.0/ 154.3
		(3)	SNIJDERS Ivo	09 SEP 1980	1.89/ 6'2"	75.0/ 165.3
		(s)	DREWES Paul	02 APR 1982	1.87/ 6'1"	70.0/ 154.3
W8+	13	(b)	DEKKER Femke	11 JUL 1979	1.86/ 6'1"	70.0/ 154.3
		(2)	SMULDERS Marlies	22 FEB 1982	1.84/ 6'0"	78.0/ 171.9
		(3)	KINGMA Nienke	12 FEB 1982	1.82/ 5'11"	75.0/ 165.3
		(4)	REPELAER van DRIEL Roline	28 JUL 1984	1.89/ 6'2"	84.0/ 185.1
		(5)	van RUMPT Annemarieke	29 APR 1980	1.86/ 6'1"	73.0/ 160.9
		(6)	TANGER Helen	22 AUG 1978	1.86/ 6'1"	70.0/ 154.3
		(7)	SIEGELAAR Sarah	04 OCT 1981	1.80/ 5'10"	74.0/ 163.1
		(s)	de HAAN Annemiek	15 JUL 1981	1.87/ 6'1"	70.0/ 154.3
		(c)	WORKEL Ester	18 MAR 1975	1.66/ 5'5"	50.0/ 110.2
M8+	14	(b)	SIEGELAAR Olivier	24 OCT 1986	1.97/ 6'5"	95.0/ 209.4
		(2)	BLINK Rogier	13 JAN 1982	1.99/ 6'6"	93.0/ 205.0
		(3)	KLEM Meindert	16 OCT 1987	1.95/ 6'4"	91.0/ 200.6
		(4)	KLAASSEN Jozef	05 MAR 1983	1.99/ 6'6"	93.0/ 205.0
		(5)	KUIPER David	12 DEC 1980	1.96/ 6'5"	91.0/ 200.6
		(6)	STEENMAN Mitchel	17 JUN 1984	2.01/ 6'7"	92.0/ 202.8
		(7)	van ANDEL Olaf	22 MAR 1984	1.93/ 6'3"	90.0/ 198.4
		(s)	SIMON Diederik	10 APR 1970	1.90/ 6'2"	88.0/ 194.0
		(c)	WIERSUM Peter	01 NOV 1984	1.70/ 5'6"	57.0/ 125.6
Alternates			DEKKERS Nienke	07 NOV 1979	1.87/ 6'1"	74.0/ 163.1
			LUBBERS Reinder	06 NOV 1984	2.00/ 6'6"	93.0/ 205.0
			VOS Peter	17 MAR 1983	1.91/ 6'3"	90.0/ 198.4
Crews:	6		Athletes: 29			

Legend:

W1x	Women's Single Sculls	M1x	Men's Single Sculls	W2-	Women's Pair	M2-	Men's Pair
W2x	Women's Double Sculls	M2x	Men's Double Sculls	M4-	Men's Four	LW2x	Lightweight Women's Double Sculls
LM2x	Lightweight Men's Double Sculls	LM4-	Lightweight Men's Four	W4x	Women's Quadruple Sculls	M4x	Men's Quadruple Sculls
W8+	Women's Eight	M8+	Men's Eight				
(b)	bow	(2)-(7)	seat	(s)	stroke	(c)	cox



ENTRY LIST BY NOC
 NOC报名名单 / LISTE DES INSCRITS PAR CNO

As of 9 AUG 2008

NOR - Norway

Event Code	Event Number	Seat	Name	Date of Birth	Height [m/ft in]	Weight [kg/lbs]
M1x	2	(b)	TUFTE Olaf	27 APR 1976	1.93/ 6'3"	94.0/ 207.2
Crews:	1		Athletes: 1			

Legend:

W1x	Women's Single Sculls	M1x	Men's Single Sculls	W2-	Women's Pair	M2-	Men's Pair
W2x	Women's Double Sculls	M2x	Men's Double Sculls	M4-	Men's Four	LW2x	Lightweight Women's Double Sculls
LM2x	Lightweight Men's Double Sculls	LM4-	Lightweight Men's Four	W4x	Women's Quadruple Sculls	M4x	Men's Quadruple Sculls
W8+	Women's Eight	M8+	Men's Eight				
(b)	bow	(2)-(7)	seat	(s)	stroke	(c)	cox



ENTRY LIST BY NOC
 NOC报名名单 / LISTE DES INSCRITS PAR CNO

As of 9 AUG 2008

NZL - New Zealand

Event Code	Event Number	Seat	Name	Date of Birth	Height [m/ft in]	Weight [kg/lbs]
W1x	1	(b)	TWIGG Emma	01 MAR 1987	1.81/ 5'11"	77.0/ 169.7
M1x	2	(b)	DRYSDALE Mahe	19 NOV 1978	1.99/ 6'6"	100.0/ 220.4
W2-	3	(b) (s)	HAIGH Juliette COLES Nicola	04 AUG 1982 07 JAN 1972	1.76/ 5'9" 1.78/ 5'10"	69.0/ 152.1 73.0/ 160.9
M2-	4	(b) (s)	TWADDLE Nathan BRIDGEWATER George	21 AUG 1976 18 JAN 1983	1.86/ 6'1" 2.00/ 6'6"	90.0/ 198.4 100.0/ 220.4
W2x	5	(b) (s)	EVERS-SWINDELL Georgina EVERS-SWINDELL Caroline	10 OCT 1978 10 OCT 1978	1.78/ 5'10" 1.78/ 5'10"	78.0/ 171.9 76.0/ 167.5
M2x	6	(b) (s)	WADDELL Rob COHEN Nathan	07 JAN 1975 02 JAN 1986	2.00/ 6'6" 1.84/ 6'0"	103.0/ 227.0 87.0/ 191.8
M4-	7	(b) (2) (3) (s)	MEYER Carl DALLINGER James MURRAY Eric BOND Hamish	03 SEP 1981 30 SEP 1985 06 MAY 1982 13 FEB 1986	1.93/ 6'3" 1.90/ 6'2" 1.95/ 6'4" 1.90/ 6'2"	93.0/ 205.0 97.0/ 213.8 100.0/ 220.4 91.0/ 200.6
LM2x	9	(b) (s)	URU Storm TAYLOR Peter	14 FEB 1985 03 JAN 1984	1.90/ 6'2" 1.89/ 6'2"	70.0/ 154.3 70.0/ 154.3
Alternates			TROTT Matthew	26 APR 1980	1.90/ 6'2"	90.0/ 198.4
Crews:	8		Athletes: 16			

Legend:

W1x	Women's Single Sculls	M1x	Men's Single Sculls	W2-	Women's Pair	M2-	Men's Pair
W2x	Women's Double Sculls	M2x	Men's Double Sculls	M4-	Men's Four	LW2x	Lightweight Women's Double Sculls
LM2x	Lightweight Men's Double Sculls	LM4-	Lightweight Men's Four	W4x	Women's Quadruple Sculls	M4x	Men's Quadruple Sculls
W8+	Women's Eight	M8+	Men's Eight				
(b)	bow	(2)-(7)	seat	(s)	stroke	(c)	cox



ENTRY LIST BY NOC
 NOC报名名单 / LISTE DES INSCRITS PAR CNO

As of 9 AUG 2008

POL - Poland

Event Code	Event Number	Seat	Name	Date of Birth	Height [m/ft in]	Weight [kg/lbs]
W1x	1	(b)	MICHALSKA Julia	21 JUL 1985	1.78/ 5'10"	61.0/ 134.4
M2-	4	(b) (s)	HOJKA Piotr GODEK Jaroslaw	12 JUN 1984 05 AUG 1981	2.02/ 6'7" 1.94/ 6'4"	99.0/ 218.2 97.0/ 213.8
LM4-	10	(b) (2) (3) (s)	PAWLOWSKI Lukasz PAWELCZAK Bartlomiej BERNATAJTYS Milosz RANDA Pawel	11 JUN 1983 07 JUN 1982 30 MAY 1982 20 MAR 1979	1.83/ 6'0" 1.82/ 5'11" 1.83/ 6'0" 1.86/ 6'1"	70.0/ 154.3 72.0/ 158.7 72.0/ 158.7 72.0/ 158.7
M4x	12	(b) (2) (3) (s)	WASIELEWSKI Konrad KOLBOWICZ Marek JELINSKI Michal KOROL Adam	19 DEC 1984 11 JUN 1971 17 MAR 1980 20 AUG 1974	1.94/ 6'4" 1.85/ 6'0" 1.94/ 6'4" 1.93/ 6'3"	91.0/ 200.6 91.0/ 200.6 89.0/ 196.2 92.0/ 202.8
M8+	14	(b) (2) (3) (4) (5) (6) (7) (s) (c)	KOSIOREK Sebastian STAWOWSKI Michal BRZEZINSKI Patryk KRUSZKOWSKI Slawomir HEJMEJ Rafal BRZEZINSKI Marcin GUTORSKI Wojciech BURDA Mikolaj TROJANOWSKI Daniel	28 JAN 1983 11 JAN 1983 30 OCT 1984 14 OCT 1975 15 JUL 1980 06 JAN 1984 25 MAY 1982 08 JUL 1982 24 JUL 1982	1.92/ 6'3" 1.92/ 6'3" 1.95/ 6'4" 1.88/ 6'2" 1.97/ 6'5" 1.91/ 6'3" 1.68/ 5'6"	93.0/ 205.0 95.0/ 209.4 77.0/ 169.7 89.0/ 196.2 92.0/ 202.8 98.0/ 216.0 55.0/ 121.2
Alternates			BUCHALSKI Piotr MATTIK Maciej Mateusz	04 MAR 1981 28 JUL 1986	1.91/ 6'3"	85.0/ 187.3
Crews:	5		Athletes: 20			

Legend:

W1x	Women's Single Sculls	M1x	Men's Single Sculls	W2-	Women's Pair	M2-	Men's Pair
W2x	Women's Double Sculls	M2x	Men's Double Sculls	M4-	Men's Four	LW2x	Lightweight Women's Double Sculls
LM2x	Lightweight Men's Double Sculls	LM4-	Lightweight Men's Four	W4x	Women's Quadruple Sculls	M4x	Men's Quadruple Sculls
W8+	Women's Eight	M8+	Men's Eight				
(b)	bow	(2)-(7)	seat	(s)	stroke	(c)	cox



ENTRY LIST BY NOC
 NOC报名名单 / LISTE DES INSCRITS PAR CNO

As of 9 AUG 2008

POR - Portugal

Event Code	Event Number	Seat	Name	Date of Birth	Height [m/ft in]	Weight [kg/lbs]
LM2x	9	(b)	FRAGA Pedro	27 JAN 1983	1.75/ 5'8"	70.0/ 154.3
		(s)	MENDES Nuno	10 MAY 1984	1.75/ 5'8"	70.0/ 154.3
Crews:	1		Athletes: 2			

Legend:

W1x	Women's Single Sculls	M1x	Men's Single Sculls	W2-	Women's Pair	M2-	Men's Pair
W2x	Women's Double Sculls	M2x	Men's Double Sculls	M4-	Men's Four	LW2x	Lightweight Women's Double Sculls
LM2x	Lightweight Men's Double Sculls	LM4-	Lightweight Men's Four	W4x	Women's Quadruple Sculls	M4x	Men's Quadruple Sculls
W8+	Women's Eight	M8+	Men's Eight				
(b)	bow	(2)-(7)	seat	(s)	stroke	(c)	cox



ENTRY LIST BY NOC
 NOC报名名单 / LISTE DES INSCRITS PAR CNO

As of 9 AUG 2008

ROU - Romania

Event Code	Event Number	Seat	Name	Date of Birth	Height [m/ft in]	Weight [kg/lbs]
W2-	3	(b)	ANDRUNACHE Georgeta	14 APR 1976	1.77/ 5'9"	73.0/ 160.9
		(s)	SUSANU Viorica	29 OCT 1975	1.86/ 6'1"	77.0/ 169.7
W2x	5	(b)	NEACSU Ionelia	13 AUG 1985	1.76/ 5'9"	65.0/ 143.2
		(s)	COGIANU Roxana Gabriela	21 SEP 1986	1.80/ 5'10"	72.0/ 158.7
W8+	13	(b)	BURCICA Constanta	15 MAR 1971	1.74/ 5'8"	64.0/ 141.0
		(2)	SUSANU Viorica	29 OCT 1975	1.86/ 6'1"	77.0/ 169.7
		(3)	SERBAN Rodica Maria	26 MAY 1983	1.83/ 6'0"	73.0/ 160.9
		(4)	BARABAS Eniko	21 JUL 1986	1.81/ 5'11"	74.0/ 163.1
		(5)	MUSAT Simona Dumitrita	16 SEP 1981	1.83/ 6'0"	80.0/ 176.3
		(6)	PAPUC Ioana Cristina	04 JAN 1984	1.83/ 6'0"	79.0/ 174.1
		(7)	ANDRUNACHE Georgeta	14 APR 1976	1.77/ 5'9"	73.0/ 160.9
		(s)	IGNAT Doina	20 DEC 1968	1.81/ 5'11"	81.0/ 178.5
(c)	GEORGESCU Elena	10 APR 1964	1.60/ 5'2"	55.0/ 121.2		
Crews:	3		Athletes: 11			

Legend:

W1x	Women's Single Sculls	M1x	Men's Single Sculls	W2-	Women's Pair	M2-	Men's Pair
W2x	Women's Double Sculls	M2x	Men's Double Sculls	M4-	Men's Four	LW2x	Lightweight Women's Double Sculls
LM2x	Lightweight Men's Double Sculls	LM4-	Lightweight Men's Four	W4x	Women's Quadruple Sculls	M4x	Men's Quadruple Sculls
W8+	Women's Eight	M8+	Men's Eight				
(b)	bow	(2)-(7)	seat	(s)	stroke	(c)	cox



ENTRY LIST BY NOC
 NOC报名名单 / LISTE DES INSCRITS PAR CNO

As of 9 AUG 2008

RSA - Republic of South Africa

Event Code	Event Number	Seat	Name	Date of Birth	Height [m/ft in]	Weight [kg/lbs]
W1x	1	(b)	GEYSER Rika	28 AUG 1978	1.80/ 5'10"	79.0/ 174.1
M2-	4	(b) (s)	KEELING Shaun di CLEMENTE Ramon	21 JAN 1987 02 MAY 1975	1.93/ 6'3" 1.92/ 6'3"	93.0/ 205.0 89.0/ 196.2
LW2x	8	(b) (s)	WHITE Alex McCANN Kirsten	07 OCT 1983 25 AUG 1988	1.68/ 5'6" 1.68/ 5'6"	57.0/ 125.6 59.0/ 130.0
Crews:	3		Athletes: 5			

Legend:

W1x	Women's Single Sculls	M1x	Men's Single Sculls	W2-	Women's Pair	M2-	Men's Pair
W2x	Women's Double Sculls	M2x	Men's Double Sculls	M4-	Men's Four	LW2x	Lightweight Women's Double Sculls
LM2x	Lightweight Men's Double Sculls	LM4-	Lightweight Men's Four	W4x	Women's Quadruple Sculls	M4x	Men's Quadruple Sculls
W8+	Women's Eight	M8+	Men's Eight				
(b)	bow	(2)-(7)	seat	(s)	stroke	(c)	cox



ENTRY LIST BY NOC
 NOC报名名单 / LISTE DES INSCRITS PAR CNO

As of 9 AUG 2008

RUS - Russian Federation

Event Code	Event Number	Seat	Name	Date of Birth	Height [m/ft in]	Weight [kg/lbs]
M2x	6	(b)	KORNILOV Alexander	12 APR 1985	1.89/ 6'2"	95.0/ 209.4
		(s)	SVIRIN Alexey	15 DEC 1978	2.02/ 6'7"	103.0/ 227.0
W4x	11	(b)	KALINOVSKAYA Julia	27 FEB 1983	1.74/ 5'8"	69.0/ 152.1
		(2)	DORODNOVA Oxana	14 APR 1974	1.78/ 5'10"	82.0/ 180.7
		(3)	MERK Larisa	16 MAR 1971	1.80/ 5'10"	80.0/ 176.3
		(s)	LEVINA Yulia	02 JAN 1973	1.84/ 6'0"	80.0/ 176.3
M4x	12	(b)	MORGACHEV Nikita	03 MAY 1981	1.93/ 6'3"	93.0/ 205.0
		(2)	FEDOROVTSSEV Sergey	31 JAN 1980	1.95/ 6'4"	90.0/ 198.4
		(3)	SALOV Igor	24 MAR 1983	2.01/ 6'7"	101.0/ 222.6
		(s)	SPINEV Nikolay	30 MAY 1974	1.91/ 6'3"	89.0/ 196.2
Alternates			MAKAROVA Yulia	01 JAN 1981	1.61/ 5'3"	60.0/ 132.2
			SHUSHIN Sergey	19 JUN 1985	1.87/ 6'1"	86.0/ 189.5
Crews:	3		Athletes: 10			

Legend:

W1x	Women's Single Sculls	M1x	Men's Single Sculls	W2-	Women's Pair	M2-	Men's Pair
W2x	Women's Double Sculls	M2x	Men's Double Sculls	M4-	Men's Four	LW2x	Lightweight Women's Double Sculls
LM2x	Lightweight Men's Double Sculls	LM4-	Lightweight Men's Four	W4x	Women's Quadruple Sculls	M4x	Men's Quadruple Sculls
W8+	Women's Eight	M8+	Men's Eight				
(b)	bow	(2)-(7)	seat	(s)	stroke	(c)	cox



ENTRY LIST BY NOC
 NOC报名名单 / LISTE DES INSCRITS PAR CNO

As of 9 AUG 2008

SLO - Slovenia

Event Code	Event Number	Seat	Name	Date of Birth	Height [m/ft in]	Weight [kg/lbs]
M2x	6	(b)	SPIK Luka	09 FEB 1979	1.96/ 6'5"	95.0/ 209.4
		(s)	COP Iztok	17 JUN 1972	1.90/ 6'2"	89.0/ 196.2
M4-	7	(b)	PIRIH Tomaz	12 JUN 1981	1.86/ 6'1"	86.0/ 189.5
		(2)	ROZMAN Rok	02 JAN 1988	1.90/ 6'2"	94.0/ 207.2
		(3)	KOLANDER Rok	08 FEB 1980	1.86/ 6'1"	83.0/ 182.9
		(s)	PIRIH Miha	10 MAR 1978	1.89/ 6'2"	84.0/ 185.1
M4x	12	(b)	ZUPANC Janez	08 DEC 1986	1.79/ 5'10"	84.0/ 185.1
		(2)	JURSE Jernej	22 SEP 1987	1.86/ 6'1"	80.0/ 176.3
		(3)	JURSE Janez	15 APR 1989	1.98/ 6'5"	84.0/ 185.1
		(s)	FISTRAVEC Gasper	27 JAN 1987	1.87/ 6'1"	88.0/ 194.0
Alternates			GRACE Marko	09 SEP 1988	1.89/ 6'2"	85.0/ 187.3
Crews:	3		Athletes: 10			

Legend:

W1x	Women's Single Sculls	M1x	Men's Single Sculls	W2-	Women's Pair	M2-	Men's Pair
W2x	Women's Double Sculls	M2x	Men's Double Sculls	M4-	Men's Four	LW2x	Lightweight Women's Double Sculls
LM2x	Lightweight Men's Double Sculls	LM4-	Lightweight Men's Four	W4x	Women's Quadruple Sculls	M4x	Men's Quadruple Sculls
W8+	Women's Eight	M8+	Men's Eight				
(b)	bow	(2)-(7)	seat	(s)	stroke	(c)	cox



ENTRY LIST BY NOC
 NOC报名名单 / LISTE DES INSCRITS PAR CNO

As of 9 AUG 2008

SRB - Serbia

Event Code	Event Number	Seat	Name	Date of Birth	Height [m/ft in]	Weight [kg/lbs]
W1x	1	(b)	OBRADOVIC Iva	06 MAY 1984	1.87/ 6'1"	76.0/ 167.5
M2-	4	(b)	JAGAR Goran	10 JUN 1984	1.92/ 6'3"	92.0/ 202.8
		(s)	STOJIC Nikola	15 DEC 1974	1.98/ 6'5"	102.0/ 224.8
Crews:	2		Athletes: 3			

Legend:

W1x	Women's Single Sculls	M1x	Men's Single Sculls	W2-	Women's Pair	M2-	Men's Pair
W2x	Women's Double Sculls	M2x	Men's Double Sculls	M4-	Men's Four	LW2x	Lightweight Women's Double Sculls
LM2x	Lightweight Men's Double Sculls	LM4-	Lightweight Men's Four	W4x	Women's Quadruple Sculls	M4x	Men's Quadruple Sculls
W8+	Women's Eight	M8+	Men's Eight				
(b)	bow	(2)-(7)	seat	(s)	stroke	(c)	cox



ENTRY LIST BY NOC
 NOC报名名单 / LISTE DES INSCRITS PAR CNO

As of 9 AUG 2008

SUI - Switzerland

Event Code	Event Number	Seat	Name	Date of Birth	Height [m/ft in]	Weight [kg/lbs]
M1x	2	(b)	VONARBURG Andre	16 JAN 1978	1.95/ 6'4"	100.0/ 220.4
Crews:	1		Athletes: 1			

Legend:

W1x	Women's Single Sculls	M1x	Men's Single Sculls	W2-	Women's Pair	M2-	Men's Pair
W2x	Women's Double Sculls	M2x	Men's Double Sculls	M4-	Men's Four	LW2x	Lightweight Women's Double Sculls
LM2x	Lightweight Men's Double Sculls	LM4-	Lightweight Men's Four	W4x	Women's Quadruple Sculls	M4x	Men's Quadruple Sculls
W8+	Women's Eight	M8+	Men's Eight				
(b)	bow	(2)-(7)	seat	(s)	stroke	(c)	cox



ENTRY LIST BY NOC
 NOC报名名单 / LISTE DES INSCRITS PAR CNO

As of 9 AUG 2008

SWE - Sweden

Event Code	Event Number	Seat	Name	Date of Birth	Height [m/ft in]	Weight [kg/lbs]
W1x	1	(b)	SVENSSON Frida	18 AUG 1981	1.72/ 5'7"	73.0/ 160.9
M1x	2	(b)	KARONEN Lassi	17 MAR 1976	1.96/ 6'5"	105.0/ 231.4
Crews:	2		Athletes: 2			

Legend:

W1x	Women's Single Sculls	M1x	Men's Single Sculls	W2-	Women's Pair	M2-	Men's Pair
W2x	Women's Double Sculls	M2x	Men's Double Sculls	M4-	Men's Four	LW2x	Lightweight Women's Double Sculls
LM2x	Lightweight Men's Double Sculls	LM4-	Lightweight Men's Four	W4x	Women's Quadruple Sculls	M4x	Men's Quadruple Sculls
W8+	Women's Eight	M8+	Men's Eight				
(b)	bow	(2)-(7)	seat	(s)	stroke	(c)	cox



ENTRY LIST BY NOC
 NOC报名名单 / LISTE DES INSCRITS PAR CNO

As of 9 AUG 2008

TPE - Chinese Taipei

Event Code	Event Number	Seat	Name	Date of Birth	Height [m/ft in]	Weight [kg/lbs]
M1x	2	(b)	WANG Ming-Hui	24 OCT 1985		
Crews:	1		Athletes: 1			

Legend:

W1x	Women's Single Sculls	M1x	Men's Single Sculls	W2-	Women's Pair	M2-	Men's Pair
W2x	Women's Double Sculls	M2x	Men's Double Sculls	M4-	Men's Four	LW2x	Lightweight Women's Double Sculls
LM2x	Lightweight Men's Double Sculls	LM4-	Lightweight Men's Four	W4x	Women's Quadruple Sculls	M4x	Men's Quadruple Sculls
W8+	Women's Eight	M8+	Men's Eight				
(b)	bow	(2)-(7)	seat	(s)	stroke	(c)	cox



ENTRY LIST BY NOC
 NOC报名名单 / LISTE DES INSCRITS PAR CNO

As of 9 AUG 2008

UKR - Ukraine

Event Code	Event Number	Seat	Name	Date of Birth	Height [m/ft in]	Weight [kg/lbs]
W2x	5	(b)	TARASENKO Kateryna	06 AUG 1987	1.84/ 6'0"	74.0/ 163.1
		(s)	DEMENTYEVA Yana	23 OCT 1978	1.82/ 5'11"	75.0/ 165.3
W4x	11	(b)	SPIRYUKHOVA Svitlana	05 APR 1982	1.76/ 5'9"	71.0/ 156.5
		(2)	OLEFIRENKO Olena	11 APR 1978	1.86/ 6'1"	75.0/ 165.3
		(3)	LYAL'CHUK Nataliya	11 AUG 1985	1.79/ 5'10"	74.0/ 163.1
		(s)	KOLESNIKOVA Tetiana	09 AUG 1977	1.86/ 6'1"	76.0/ 167.5
M4x	12	(b)	GRYN Sergii	27 DEC 1981	1.95/ 6'4"	100.0/ 220.4
		(2)	PAVLOVSKYI Volodymyr	14 APR 1980	1.95/ 6'4"	90.0/ 198.4
		(3)	LYKOV Oleg	01 AUG 1973	2.02/ 6'7"	105.0/ 231.4
		(s)	BILOUSHCHENKO Sergii	16 SEP 1981	2.01/ 6'7"	100.0/ 220.4
Alternates			GUBA Nataliia	11 MAR 1978	1.85/ 6'0"	80.0/ 176.3
			PROKOPENKO Dmytro	07 APR 1982	2.00/ 6'6"	100.0/ 220.4
Crews:	3		Athletes: 10			

Legend:

W1x	Women's Single Sculls	M1x	Men's Single Sculls	W2-	Women's Pair	M2-	Men's Pair
W2x	Women's Double Sculls	M2x	Men's Double Sculls	M4-	Men's Four	LW2x	Lightweight Women's Double Sculls
LM2x	Lightweight Men's Double Sculls	LM4-	Lightweight Men's Four	W4x	Women's Quadruple Sculls	M4x	Men's Quadruple Sculls
W8+	Women's Eight	M8+	Men's Eight				
(b)	bow	(2)-(7)	seat	(s)	stroke	(c)	cox



ENTRY LIST BY NOC
 NOC报名名单 / LISTE DES INSCRITS PAR CNO

As of 9 AUG 2008

URU - Uruguay

Event Code	Event Number	Seat	Name	Date of Birth	Height [m/ft in]	Weight [kg/lbs]
M1x	2	(b)	SALVAGNO Leandro	03 MAR 1984	1.89/ 6'2"	83.0/ 182.9
LM2x	9	(b) (s)	COLLAZO GARCIA	26 APR 1983 26 MAR 1986	1.77/ 5'9" 1.83/ 6'0"	71.0/ 156.5 70.0/ 154.3
Crews:	2		Athletes: 3			

Legend:

W1x	Women's Single Sculls	M1x	Men's Single Sculls	W2-	Women's Pair	M2-	Men's Pair
W2x	Women's Double Sculls	M2x	Men's Double Sculls	M4-	Men's Four	LW2x	Lightweight Women's Double Sculls
LM2x	Lightweight Men's Double Sculls	LM4-	Lightweight Men's Four	W4x	Women's Quadruple Sculls	M4x	Men's Quadruple Sculls
W8+	Women's Eight	M8+	Men's Eight				
(b)	bow	(2)-(7)	seat	(s)	stroke	(c)	cox



ENTRY LIST BY NOC
 NOC报名名单 / LISTE DES INSCRITS PAR CNO

As of 9 AUG 2008

USA - United States of America

Event Code	Event Number	Seat	Name	Date of Birth	Height [m/ft in]	Weight [kg/lbs]
W1x	1	(b)	GUERETTE Michelle	06 OCT 1980	1.80/ 5'10"	77.0/ 169.7
M1x	2	(b)	JURKOWSKI Ken	02 SEP 1981	1.88/ 6'2"	95.0/ 209.4
W2-	3	(b) (s)	McGEE Portia CUMMINS Anne	09 MAR 1979 21 MAR 1980	1.75/ 5'8" 1.83/ 6'0"	70.0/ 154.3 75.0/ 165.3
M2-	4	(b) (s)	WINKLEVOSS Tyler WINKLEVOSS Cameron	21 AUG 1981 21 AUG 1981	1.96/ 6'5" 1.96/ 6'5"	95.0/ 209.4 95.0/ 209.4
W2x	5	(b) (s)	KALMOE Megan TOMEK Ellen	21 AUG 1983 01 MAY 1984	1.78/ 5'10" 1.78/ 5'10"	75.0/ 165.3 73.0/ 160.9
M2x	6	(b) (s)	PIERMARINI Wes HOVEY Elliot	19 NOV 1982 17 FEB 1983	1.91/ 6'3" 1.85/ 6'0"	93.0/ 205.0 93.0/ 205.0
M4-	7	(b) (2) (3) (s)	BANKS David TETI Paul LANZONE Giuseppe NEWLIN Brett	30 AUG 1983 05 FEB 1977 12 OCT 1982 24 MAR 1982	1.88/ 6'2" 1.83/ 6'0" 1.93/ 6'3" 2.06/ 6'9"	88.0/ 194.0 82.0/ 180.7 99.0/ 218.2 104.0/ 229.2
LW2x	8	(b) (s)	HYKEL Renee GOLDSACK Jen	31 MAY 1979 12 JUL 1982	1.75/ 5'8" 1.73/ 5'8"	58.0/ 127.8 57.0/ 125.6
LM4-	10	(b) (2) (3) (s)	ALTMAN Mike TODD Patrick DALY Will PARADISO Tom	21 AUG 1975 14 NOV 1979 02 AUG 1983 07 DEC 1979	1.83/ 6'0" 1.80/ 5'10" 1.88/ 6'2" 1.85/ 6'0"	73.0/ 160.9 72.0/ 158.7 73.0/ 160.9 70.0/ 154.3
W4x	11	(b) (2) (3) (s)	PERNELL Lia MEYER Lindsay KAIDO Jen SHUMWAY Margot	16 AUG 1981 23 SEP 1988 14 MAR 1981 02 AUG 1979	1.73/ 5'8" 1.83/ 6'0" 1.83/ 6'0" 1.80/ 5'10"	68.0/ 149.9 79.0/ 174.1 82.0/ 180.7 77.0/ 169.7
M4x	12	(b) (2) (3) (s)	HUGHES Matthew STITT Sam SCHROEDER Jamie GAULT Scott	02 OCT 1981 28 SEP 1981 09 SEP 1981 31 JAN 1983	1.85/ 6'0" 1.98/ 6'5" 2.06/ 6'9" 1.96/ 6'5"	93.0/ 205.0 91.0/ 200.6 102.0/ 224.8 95.0/ 209.4
W8+	13	(b) (2) (3) (4) (5) (6) (7) (s) (c)	CAFARO Erin SHOOP Lindsay GOODALE Anna LOGAN Elle CUMMINS Anne FRANCIA Susan LIND Caroline DAVIES Caryn WHIPPLE Mary	09 JUN 1983 25 SEP 1981 18 MAR 1983 27 DEC 1987 21 MAR 1980 08 NOV 1982 11 OCT 1982 14 APR 1982 10 MAY 1980	1.75/ 5'8" 1.85/ 6'0" 1.83/ 6'0" 1.88/ 6'2" 1.83/ 6'0" 1.88/ 6'2" 1.83/ 6'0" 1.93/ 6'3" 1.60/ 5'2"	70.0/ 154.3 79.0/ 174.1 79.0/ 174.1 86.0/ 189.5 75.0/ 165.3 79.0/ 174.1 79.0/ 174.1 81.0/ 178.5 49.0/ 108.0



ENTRY LIST BY NOC
 NOC报名名单 / LISTE DES INSCRITS PAR CNO

As of 9 AUG 2008

USA - United States of America

Event Code	Event Number	Seat	Name	Date of Birth	Height [m/ft in]	Weight [kg/lbs]
M8+	14	(b)	HOOPMAN Beau	01 OCT 1980	1.93/ 6'3"	91.0/ 200.6
		(2)	SCHNOBRICH Matt	12 NOV 1978	1.96/ 6'5"	93.0/ 205.0
		(3)	BOYD Micah	06 APR 1982	1.91/ 6'3"	95.0/ 209.4
		(4)	ALLEN Wyatt	11 JAN 1979	1.93/ 6'3"	98.0/ 216.0
		(5)	WALSH Daniel	31 MAY 1979	2.01/ 6'7"	100.0/ 220.4
		(6)	COPPOLA Steven	22 MAY 1984	2.03/ 6'7"	100.0/ 220.4
		(7)	INMAN Josh	13 MAR 1980	2.03/ 6'7"	95.0/ 209.4
		(s)	VOLPENHEIN Bryan	18 AUG 1976	1.91/ 6'3"	102.0/ 224.8
		(c)	Mc ELHENNEY Marcus	27 JUL 1981	1.63/ 5'4"	55.0/ 121.2
		Alternates			ANDERSON Warren	01 SEP 1983
			JEFFERS Rachel	20 APR 1985	1.83/ 6'0"	74.0/ 163.1
			LIWSKI Chris	21 APR 1980	2.01/ 6'7"	100.0/ 220.4
			MALCOS Liane	25 MAR 1978	1.80/ 5'10"	73.0/ 160.9
			READ Jason	24 DEC 1977	1.83/ 6'0"	84.0/ 185.1
			SICKLER Brett	19 MAR 1983	1.75/ 5'8"	68.0/ 149.9
Crews:	13		Athletes: 45			

Legend:

W1x	Women's Single Sculls	M1x	Men's Single Sculls	W2-	Women's Pair	M2-	Men's Pair
W2x	Women's Double Sculls	M2x	Men's Double Sculls	M4-	Men's Four	LW2x	Lightweight Women's Double Sculls
LM2x	Lightweight Men's Double Sculls	LM4-	Lightweight Men's Four	W4x	Women's Quadruple Sculls	M4x	Men's Quadruple Sculls
W8+	Women's Eight	M8+	Men's Eight				
(b)	bow	(2)-(7)	seat	(s)	stroke	(c)	cox



ENTRY LIST BY NOC
 NOC报名名单 / LISTE DES INSCRITS PAR CNO

As of 9 AUG 2008

UZB - Uzbekistan

Event Code	Event Number	Seat	Name	Date of Birth	Height [m/ft in]	Weight [kg/lbs]
M1x	2	(b)	NAURZALIYEV Ruslan	21 DEC 1984	1.77/ 5'9"	82.0/ 180.7
Crews:	1	Athletes: 1				

Legend:

W1x	Women's Single Sculls	M1x	Men's Single Sculls	W2-	Women's Pair	M2-	Men's Pair
W2x	Women's Double Sculls	M2x	Men's Double Sculls	M4-	Men's Four	LW2x	Lightweight Women's Double Sculls
LM2x	Lightweight Men's Double Sculls	LM4-	Lightweight Men's Four	W4x	Women's Quadruple Sculls	M4x	Men's Quadruple Sculls
W8+	Women's Eight	M8+	Men's Eight				
(b)	bow	(2)-(7)	seat	(s)	stroke	(c)	cox



ENTRY LIST BY NOC
 NOC报名名单 / LISTE DES INSCRITS PAR CNO

As of 9 AUG 2008

VEN - Venezuela

Event Code	Event Number	Seat	Name	Date of Birth	Height [m/ft in]	Weight [kg/lbs]
M1x	2	(b)	HERNANDEZ Dhison Alexander	14 OCT 1984	1.92/ 6'3"	84.0/ 185.1

Crews: 1 Athletes: 1

Legend:

W1x	Women's Single Sculls	M1x	Men's Single Sculls	W2-	Women's Pair	M2-	Men's Pair
W2x	Women's Double Sculls	M2x	Men's Double Sculls	M4-	Men's Four	LW2x	Lightweight Women's Double Sculls
LM2x	Lightweight Men's Double Sculls	LM4-	Lightweight Men's Four	W4x	Women's Quadruple Sculls	M4x	Men's Quadruple Sculls
W8+	Women's Eight	M8+	Men's Eight				
(b)	bow	(2)-(7)	seat	(s)	stroke	(c)	cox



ENTRY LIST BY NOC
 NOC报名名单 / LISTE DES INSCRITS PAR CNO

As of 9 AUG 2008

ZIM - Zimbabwe

Event Code	Event Number	Seat	Name	Date of Birth	Height [m/ft in]	Weight [kg/lbs]
W1x	1	(b)	HILL Elana	28 MAY 1988	1.70/ 5'6"	67.0/ 147.7

Crews: 1 Athletes: 1

Legend:

W1x	Women's Single Sculls	M1x	Men's Single Sculls	W2-	Women's Pair	M2-	Men's Pair
W2x	Women's Double Sculls	M2x	Men's Double Sculls	M4-	Men's Four	LW2x	Lightweight Women's Double Sculls
LM2x	Lightweight Men's Double Sculls	LM4-	Lightweight Men's Four	W4x	Women's Quadruple Sculls	M4x	Men's Quadruple Sculls
W8+	Women's Eight	M8+	Men's Eight				
(b)	bow	(2)-(7)	seat	(s)	stroke	(c)	cox



1
 (Event)

ENTRY LIST BY EVENT
 按项目的报名名单 / LISTE DES INSCRITS PAR ÉPREUVE

W1x

As of 9 AUG 2008

Women's Single Sculls

ARG BEST PALAZZOLO Maria Gabriela	AUS SAVAGE Pippa	BLR KARSTEN Ekaterina	BRA BELTRAME Fabiana	BUL NEYKOVA Romyana
CHI JADUE Soraya	CHN ZHANG Xiuyun	CUB GONZALEZ Maira	CZE KNAPKOVA Miroslava	EGY AHMED Heba
ESA VARGAS Camila	ESP DOMINGUEZ Nuria	FRA BALMARY Sophie	HKG LEE Ka Man	IRI HOSSEINI Homa
ITA BASCELLI Gabriella	KAZ DUDCHENKO Inga	KOR SHIN Yeongeun	MYA SHWE ZIN LATT	NZL TWIGG Emma
POL MICHALSKA Julia	RSA GEYSER Rika	SRB OBRADOVIC Iva	SWE SVENSSON Frida	USA GUERETTE Michelle
ZIM HILL Elana				

Legend:

(b)	bow	(2)-(7)	seat	(s)	stroke	(c)	cox
-----	-----	---------	------	-----	--------	-----	-----



2
(Event)

ENTRY LIST BY EVENT
 按项目的报名名单 / LISTE DES INSCRITS PAR ÉPREUVE

M1x

As of 9 AUG 2008

Men's Single Sculls

ALG DRIES Chaouki	ARG FERNANDEZ Santiago	AUS HARDCASTLE Peter	BEL MAEYENS Tim	BRA NOCETTI Anderson
CHI VASQUEZ Oscar	CHN ZHANG Liang	CMR ETIA NDOUMBE Paul	COL IDEUS Rodrigo	CZE SYNEK Ondrej
EGY IBRAHIM Aly	EST JAMSA Andrei	GBR CAMPBELL Alan	GER HACKER Marcel	GRE CHRISTOU Ioannis
HKG LAW Hiu Fung	HON BERNARDEZ AVILA Norberto	IND TAKHAR Bajranglal	IRI SHADI NAGHDEH Mohsen	KEN MWANGE Matthew Lidaywa
LTU GRISKONIS Mindaugas	MEX LOLIGER Patrick	MON RAYMOND Mathias	NED HAMBURGER Sjoerd	NOR TUFTE Olaf
NZL DRYSDALE Mahe	SUI VONARBURG Andre	SWE KARONEN Lassi	TPE WANG Ming-Hui	URU SALVAGNO Leandro
USA JURKOWSKI Ken	UZB NAURZALIYEV Ruslan	VEN HERNANDEZ Dhison Alexander		

Legend:

(b)	bow	(2)-(7)	seat	(s)	stroke	(c)	cox
-----	-----	---------	------	-----	--------	-----	-----



3
(Event)

ENTRY LIST BY EVENT
 按项目的报名名单 / LISTE DES INSCRITS PAR ÉPREUVE

W2-

As of 9 AUG 2008

Women's Pair

AUS (b)CROW Kim (s)COOK Sarah	BLR BICHYK Yuliya HELAKH Natallia	CAN HOSKINS Zoe KOLKER Sabrina	CHN WU You GAO Yulan	FRA PASCAL-PRETRE Inene DECHAND Stephanie
GBR (b)REEVE Louisa (s)WHITLAM Olivia	GER WECH Lenka DERLIEN Maren	NZL HAIGH Juliette COLES Nicola	ROU ANDRUNACHE Georgeta SUSANU Viorica	USA McGEE Portia CUMMINS Anne

Legend:

(b)	bow	(2)-(7)	seat	(s)	stroke	(c)	cox
-----	-----	---------	------	-----	--------	-----	-----



4
 (Event)

ENTRY LIST BY EVENT
 按项目的报名名单 / LISTE DES INSCRITS PAR ÉPREUVE

M2-

As of 9 AUG 2008

Men's Pair

AUS (b)GINN Drew (s)FREE Duncan	CAN CALDER David FRANSEN Scott	CRO SKELIN Sinisa SKELIN Niksa	CZE MAKOVICKA Jakub CHALUPA Vaclav	DEN NIELSEN Morten Oelgaard LARSEN Thomas Morsing
FRA (b)PERON Erwan (s)CADOT Laurent	GBR BOURNE-TAYLOR Robin SOLESBURY Tom	GER LEHMANN Tom DRAHOTTA Felix	ITA de VITA Giuseppe LEONARDO Raffaello	NZL TWADDLE Nathan BRIDGEWATER George
POL (b)HOJKA Piotr (s)GODEK Jaroslaw	RSA KEELING Shaun di CLEMENTE Ramon	SRB JAGAR Goran STOJIC Nikola	USA WINKLEVOSS Tyler WINKLEVOSS Cameron	

Legend:

(b)	bow	(2)-(7)	seat	(s)	stroke	(c)	cox
-----	-----	---------	------	-----	--------	-----	-----



5
(Event)

ENTRY LIST BY EVENT
 按项目的报名名单 / LISTE DES INSCRITS PAR ÉPREUVE

W2x

As of 9 AUG 2008

Women's Double Sculls

<p>AUS (b)SENS Catriona (s)MILLS Sonia</p>	<p>CHN LI Qin TIAN Liang</p>	<p>CZE ANTOSOVA Jitka VAREKOVA Gabriela</p>	<p>GBR LAVERICK Elise BEBINGTON Anna</p>	<p>GER THIELE Annkatrin HUTH Christiane</p>
<p>ITA (b)SCHIAVONE Laura (s)SANCASSANI Elisabetta</p>	<p>NZL EVERS-SWINDELL Georgina EVERS-SWINDELL Caroline</p>	<p>ROU NEACSU Ionelia COGIANU Roxana Gabriela</p>	<p>UKR TARASENKO Kateryna DEMENTYEVA Yana</p>	<p>USA KALMOE Megan TOMEK Ellen</p>

Legend:

(b)	bow	(2)-(7)	seat	(s)	stroke	(c)	cox
-----	-----	---------	------	-----	--------	-----	-----



6
 (Event)

ENTRY LIST BY EVENT
 按项目的报名名单 / LISTE DES INSCRITS PAR ÉPREUVE

M2x

As of 9 AUG 2008

Men's Double Sculls

AUS (b)CRAWSHAY David (s)BRENNAN Scott	BEL POELVOORDE Bart RAES Christophe	BLR MIHAL Dzianis SHCHARBACHENIA Stanislau	BUL YANAKIEV Martin YANAKIEV Ivo	CHN SU Hui ZHANG Liang
CRO (b)KUSURIN Ante (s)VEKIC Mario	EST ENDREKSON Tonu JAANSON Juri	FRA MACQUET Jean-Baptiste HARDY Adrien	GBR WELLS Matthew ROWBOTHAM Stephen	GER WENZEL Clemens BRODOWSKI Karsten
IRQ (b)NOZAD Haidar (s)JEBUR Hussein	NZL WADDELL Rob COHEN Nathan	RUS KORNILOV Alexander SVIRIN Alexey	SLO SPIK Luka COP Iztok	USA PIERMARINI Wes HOVEY Elliot

Legend:

(b)	bow	(2)-(7)	seat	(s)	stroke	(c)	cox
-----	-----	---------	------	-----	--------	-----	-----



7

(Event)

ENTRY LIST BY EVENT

按项目的报名名单 / LISTE DES INSCRITS PAR ÉPREUVE

M4-

As of 9 AUG 2008

Men's Four

<p>AUS (b)RYAN Matt (2)MARBURG James (3)McKENZIE-McHARG Cameron (s)HEGERTY Francis</p>	<p>BLR DZEMYANENKA Andrei LIALIN Vadzim NOSAU Yauheni KAZUBOUSKI Aliaksandr</p>	<p>CHN ZHANG Xingbo ZHAO Linquan GUO Kang SONG Kai</p>	<p>CZE GRUBER Jan HORVATH Michal BRUNCVIK Milan NEFFE Karel</p>	<p>FRA DESPRES Julien RONDEAU Benjamin CHARDIN Germain MORTELETTE Dorian</p>
<p>GBR (b)JAMES Tom (2)WILLIAMS Steve (3)REED Pete (s)TRIGGS HODGE Andrew</p>	<p>GER HAUFFE Gregor SEIFERT Toni KAEUFER Urs ADAMSKI Filip Kamil</p>	<p>IRL FOLAN Cormac CASEY Sean DEVLIN Jonno O'NEILL Sean</p>	<p>ITA MORNATI Carlo SARTORI Alessio MORNATI Niccolo CARBONCINI Lorenzo</p>	<p>NED CIRKEL Geert VELLENGA Matthijs GABRIELS Jan-Willem VERMEULEN Gijs</p>
<p>NZL (b)MEYER Carl (2)DALLINGER James (3)MURRAY Eric (s)BOND Hamish</p>	<p>SLO PIRIH Tomaz ROZMAN Rok KOLANDER Rok PIRIH Miha</p>	<p>USA BANKS David TETI Paul LANZONE Giuseppe NEWLIN Brett</p>		

Legend:

(b)	bow	(2)-(7)	seat	(s)	stroke	(c)	cox
-----	-----	---------	------	-----	--------	-----	-----



8

(Event)

ENTRY LIST BY EVENT

按项目的报名名单 / LISTE DES INSCRITS PAR ÉPREUVE

As of 9 AUG 2008

LW2x

Lightweight Women's Double Sculls

AUS (b)HALLIDAY Amber (s)HOUSTON Marguerite	BRA CARVALHO Camila GRANATO Luciana	CAN COOK Melanie CAMERON Tracy	CHN XU Dongxiang YU Hua	CUB VELAZQUEZ Yaima MARRERO Ismaray
DEN (b)OLSEN Katrin (s)RASMUSSEN Juliane Elander	FIN STEN Sanna NIEMINEN Minna	GBR GOODSELL Hester CASEY Helen	GER CAROW Berit Annika DRAEGER Marie-Louise	GRE BISKITZI Chrysi TSIAVOU Alexandra
JPN (b)KUMAKURA Misaki (s)IWAMOTO Akiko	KAZ VORONOVA Natalya OPACHANOVA Alexandra	KOR KO Youngeun JI Yoojin	MEX HUERTA Gabriela PEREZ RUL Lila	NED van der KOLK Kirsten van EUPEN Marit
RSA (b)WHITE Alex (s)McCANN Kirsten	USA HYKEL Renee GOLDSACK Jen			

Legend:

(b)	bow	(2)-(7)	seat	(s)	stroke	(c)	cox
-----	-----	---------	------	-----	--------	-----	-----



9

(Event)

ENTRY LIST BY EVENT

按项目的报名名单 / LISTE DES INSCRITS PAR ÉPREUVE

LM2x

As of 9 AUG 2008

Lightweight Men's Double Sculls

ALG (b)GARIDI Mohamed Ryad (s)AIT DAOUD Kamel	AUS BELTZ Samuel GIBSON Tom	BRA GOMES Thiago ALMEIDA Thiago	CAN VANDOR Douglas SYLVESTER Cameron	CHN ZHANG Guolin SUN Jie
CUB (b)BATISTA Eyder (s)PEREZ Yunior	DEN RASMUSSEN Mads Reinholdt HANSEN Rasmus Nicholai Quist	FRA GOISSET Maxime DUFOUR Frederic	GBR PURCHASE Zac HUNTER Mark	GER KOCH Jonathan BREHMER Manuel
GRE (b)MOUGIOS Dimitrios (s)POLYMEROS Vasileios	HKG SO Sau Wah CHOW Kwong Wing	HUN HIRLING Zsolt VARGA Tamas	IND KHANDWAL Devender Kumar SINGH Manjeet	ITA MIANI Marcello LUINI Elia
JPN (b)URA Kazushige (s)TAKEDA Daisaku	KOR JANG Kangeun KIM Hongkyun	NZL URU Storm TAYLOR Peter	POR FRAGA Pedro MENDES Nuno	URU COLLAZO GARCIA

Legend:

(b)	bow	(2)-(7)	seat	(s)	stroke	(c)	cox
-----	-----	---------	------	-----	--------	-----	-----



10

(Event)

ENTRY LIST BY EVENT

按项目的报名名单 / LISTE DES INSCRITS PAR ÉPREUVE

LM4-

As of 9 AUG 2008

Lightweight Men's Four

<p>AUS (b)CHISHOLM Rod (2)EDWARDS Anthony (3)CURETON Ben (s)SKIPWORTH Todd</p>	<p>CAN BRAMBELL Iain BEARE Jon LEWIS Mike PARSONS Liam</p>	<p>CHN HUANG Zhongming WU Chongkui ZHANG Lin TIAN Jun</p>	<p>DEN EBERT Thomas JOERGENSEN Morten ANDERSEN Mads Christian Kruse EBBESEN Eskild Balschmidt</p>	<p>EGY ZIDAN Mohamed RAMADAN Amin GAD Ahmed IBRAHIM Abdel Razek</p>
<p>FRA (b)SOLFOROSI Franck (2)RAINEAU Guillaume (3)BETTE Jean-Christophe (s)TILLIET Fabien</p>	<p>GBR CHAMBERS Richard LINDSAY-FYNN James MATTICK Paul CLARKE James</p>	<p>GER SEIBT Bastian SCHOEMANN-FINCK Jost KUEHNER Jochen KUEHNER Martin</p>	<p>IRL MOYNIHAN Cathal TOWEY Gearoid ARCHIBALD Richard GRIFFIN Paul</p>	<p>ITA VLCEK Jiri AMARANTE Catello AMITRANO Salvatore MASCARENHAS Bruno</p>
<p>NED (b)van der LINDEN Gerard (2)GODSCHALK Marshall (3)SNIJDERS Ivo (s)DREWES Paul</p>	<p>POL PAWLOWSKI Lukasz PAWELCZAK Bartłomiej BERNATAJTYS Milosz RANDA Pawel</p>	<p>USA ALTMAN Mike TODD Patrick DALY Will PARADISO Tom</p>		

Legend:

(b)	bow	(2)-(7)	seat	(s)	stroke	(c)	cox
-----	-----	---------	------	-----	--------	-----	-----



11

(Event)

ENTRY LIST BY EVENT

按项目的报名名单 / LISTE DES INSCRITS PAR ÉPREUVE

W4x

As of 9 AUG 2008

Women's Quadruple Sculls

<p>AUS (b)IVES Amy (2)HORE Kerry (3)UPHILL Zoe (s)BRADLEY Amber</p>	<p>CAN de JONG Rachelle de ZWAGER Anna-Marie HANSON Janine GULOIEN Krista</p>	<p>CHN TANG Bin JIN Ziwei XI Aihua ZHANG Yangyang</p>	<p>GBR VERNON Annie FLOOD Debbie HOUGHTON Frances GRAINGER Katherine</p>	<p>GER OPPELT Britta LUTZE Manuela BORON Kathrin SCHILLER Stephanie</p>
<p>RUS (b)KALINOVSKAYA Julia (2)DORODNOVA Oxana (3)MERK Larisa (s)LEVINA Yulia</p>	<p>UKR SPIRYUKHOVA Svitlana OLEFIRENKO Olena LYAL'CHUK Nataliya KOLESNIKOVA Tetiana</p>	<p>USA PERNELL Lia MEYER Lindsay KAIDO Jen SHUMWAY Margot</p>		

Legend:

(b)	bow	(2)-(7)	seat	(s)	stroke	(c)	cox
-----	-----	---------	------	-----	--------	-----	-----



12

(Event)

ENTRY LIST BY EVENT

按项目的报名名单 / LISTE DES INSCRITS PAR ÉPREUVE

M4x

As of 9 AUG 2008

Men's Quadruple Sculls

<p>AUS (b)MORGAN Chris (2)McRAE James (3)LONG Brendan (s)NOONAN Daniel</p>	<p>BLR LEMIASHKEVICH Kiryl NOVIKAU Aliaksandr SHURMEI Pavel RADZEVICH Valery</p>	<p>CUB CASCARET Yuleidys FOUNIER Angel CONCEPCION Janier HERNANDEZ Yoennis</p>	<p>CZE VITASEK Petr DOLECEK Milan HANAK Jakub JIRKA David</p>	<p>EST TAIMSOO Kaspar LATIN Vladimir KUZMIN Igor RAJA Allar</p>
<p>FRA (b)COEFFIC Jonathan (2)PELTIER Pierre-Jean (3)BAHAIN Julien (s)BERREST Cedric</p>	<p>GER KRUEGER Stephan BERTRAM Rene GRUHNE Hans SCHREIBER Christian</p>	<p>ITA AGAMENNONI Luca VENIER Simone GALTAROSSA Rossano RAINERI Simone</p>	<p>POL WASIELEWSKI Konrad KOLBOWICZ Marek JELINSKI Michal KOROL Adam</p>	<p>RUS MORGACHEV Nikita FEDOROVTSSEV Sergey SALOV Igor SPINEV Nikolay</p>
<p>SLO (b)ZUPANC Janez (2)JURSE Jernej (3)JURSE Janez (s)FISTRavec Gasper</p>	<p>UKR GRYN Sergii PAVLOVSKYI Volodymyr LYKOV Oleg BILOUSHCHENKO Sergii</p>	<p>USA HUGHES Matthew STITT Sam SCHROEDER Jamie GAULT Scott</p>		

Legend:

(b)	bow	(2)-(7)	seat	(s)	stroke	(c)	cox
-----	-----	---------	------	-----	--------	-----	-----



13

(Event)

ENTRY LIST BY EVENT

按项目的报名名单 / LISTE DES INSCRITS PAR ÉPREUVE

W8+

As of 9 AUG 2008

Women's Eight

AUS	CAN	GBR	GER	NED
(b)FRASCA Pauline	MANDOLI Heather	ASHFORD Carla	HENNINGS Christina	DEKKER Femke
(2)PRATLEY Brooke	MORIN Andreeanne	RODFORD Beth	REINERT Katrin	SMULDERS Marlies
(3)KEHOE Sally	BONIKOWSKY Sarah	PAGE Natasha	WENGERT Nina Stephanie	KINGMA Nienke
(4)BALE Natalie	BRZOZOWICZ Ashley	HOWARD Natasha	SCHMUTZLER Nadine	REPELAER van DRIEL Roline
(5)KELL Elizabeth	STEFANCIC Romina	EDDIE Jessica	WECH Lenka	van RUMPT Annemarijke
(6)HORNSEY Kate	WILLIAMS Buffy	WINCKLESS Sarah	DERLIEN Maren	TANGER Helen
(7)TAIT Sarah	MARQUARDT Darcy	KNOWLES Alison	ZIMMERMANN Nicole	SIEGELAAR Sarah
(s)HEARD Sarah	RUMBALL Jane	GREVES Katie	HIPLER Elke Elisabeth	de HAAN Annemiek
(c)PATRICK Elizabeth	THOMPSON-WILLIE Lesley	O'CONNOR Caroline	RUPPEL Annina	WORKEL Ester
ROU	USA			
(b)BURCICA Constanta	CAFARO Erin			
(2)SUSANU Viorica	SHOOP Lindsay			
(3)SERBAN Rodica Maria	GOODALE Anna			
(4)BARABAS Eniko	LOGAN Elle			
(5)MUSAT Simona Dumitrita	CUMMINS Anne			
(6)PAPUC Ioana Cristina	FRANCIA Susan			
(7)ANDRUNACHE Georgeta	LIND Caroline			
(s)IGNAT Doina	DAVIES Caryn			
(c)GEORGESCU Elena	WHIPPLE Mary			

Legend:

(b)	bow	(2)-(7)	seat	(s)	stroke	(c)	cox
-----	-----	---------	------	-----	--------	-----	-----



14

(Event)

ENTRY LIST BY EVENT

按项目的报名名单 / LISTE DES INSCRITS PAR ÉPREUVE

M8+

As of 9 AUG 2008

Men's Eight

<p>AUS</p> <p>(b)DENNIS David (2)LOCH Samuel (3)CHAPMAN James (4)LAURICH Tom (5)STEVENSON Jeremy (6)TOMKINS James (7)CONRAD Sam (s)STEWART Stephen (c)RABJOHNS Marty</p>	<p>CAN</p> <p>LIGHT Kevin RUTLEDGE Ben BYRNES Andrew WETZEL Jake HOWARD Malcolm SEITERLE Dominic KREEK Adam HAMILTON Kyle PRICE Brian</p>	<p>CHN</p> <p>QU Xiaoming WANG Jingfeng LIU Zhen HE Yi ZHENG Chuanqi ZHOU Yinan ZHANG Yongqiang WANG Xiangdang ZHANG Dechang</p>	<p>GBR</p> <p>PARTRIDGE Alex STALLARD Tom LUCY Tom EGINGTON Richard WEST Josh HEATHCOTE Alastair LANGRIDGE Matt SMITH Colin NETHERCOTT Acer</p>	<p>GER</p> <p>EICHNER Florian SCHMIDT Sebastian Matthias FLACH Matthias NARUHN Philipp URBAN Jochen MENNINGEN Florian WILKE Kristof PENKNER Andreas THIEDE Peter</p>
<p>NED</p> <p>(b)SIEGELAAR Olivier (2)BLINK Rogier (3)KLEM Meindert (4)KLAASSEN Jozef (5)KUIPER David (6)STEENMAN Mitchel (7)van ANDEL Olaf (s)SIMON Diederik (c)WIERSUM Peter</p>	<p>POL</p> <p>KOSIOREK Sebastian STAWOWSKI Michal BRZEZINSKI Patryk KRUSZKOWSKI Slawomir HEJMEJ Rafal BRZEZINSKI Marcin GUTORSKI Wojciech BURDA Mikolaj TROJANOWSKI Daniel</p>	<p>USA</p> <p>HOOPMAN Beau SCHNOBRICH Matt BOYD Micah ALLEN Wyatt WALSH Daniel COPPOLA Steven INMAN Josh VOLPENHEIN Bryan Mc ELHENNEY Marcus</p>		

Legend:

(b)	bow	(2)-(7)	seat	(s)	stroke	(c)	cox
-----	-----	---------	------	-----	--------	-----	-----



START LIST SUMMARY
 出发顺序总览表 / RÉSUMÉ DES LISTE DE DÉPART

SAT 9 AUG 2008

Race	Start	Event		Round	Lanes						Qualification Rules	
		Code	Number		1	2	3	4	5	6		
1	13:50	W1x	[1]	Heat 1	ARG	POL	CHN	FRA	CHI			1-3->Q, 4..->Q OR FE
2	14:00	W1x	[1]	Heat 2	ESP	SRB	NZL	BRA	HKG			1-3->Q, 4..->Q OR FE
3	14:10	W1x	[1]	Heat 3	KAZ	USA	BLR	KOR				1-3->Q, 4..->Q OR FE
4	14:20	W1x	[1]	Heat 4	CUB	BUL	RSA	MYA				1-3->Q, 4..->Q OR FE
5	14:30	W1x	[1]	Heat 5	IRI	ITA	AUS	ESA				1-3->Q, 4..->Q OR FE
6	14:40	W1x	[1]	Heat 6	ZIM	CZE	SWE	EGY				1-3->Q, 4..->Q OR FE
7	14:50	M1x	[2]	Heat 1	GRE	ARG	BEL	SUI	KEN	IRI		1-4->Q, 5..->SE/F
8	15:00	M1x	[2]	Heat 2	BRA	CHN	EST	NZL	VEN	CHI		1-4->Q, 5..->SE/F
9	15:10	M1x	[2]	Heat 3	CMR	HON	SWE	GER	HKG	URU		1-4->Q, 5..->SE/F
10	15:20	M1x	[2]	Heat 4	ALG	IND	LTU	CZE	MON			1-4->Q, 5..->SE/F
11	15:30	M1x	[2]	Heat 5	AUS	MEX	USA	GBR	UZB			1-4->Q, 5..->SE/F
12	15:40	M1x	[2]	Heat 6	EGY	COL	NOR	NED	TPE			1-4->Q, 5..->SE/F
13	15:50	W2-	[3]	Heat 1	BLR	NZL	AUS	CHN	CAN			1->FA, 2..->R
14	16:00	W2-	[3]	Heat 2	ROU	GBR	GER	USA	FRA			1->FA, 2..->R
15	16:10	M2-	[4]	Heat 1	ITA	FRA	CAN	USA	POL			1-3->SA/B, 4..->R
16	16:20	M2-	[4]	Heat 2	RSA	AUS	GER	GBR	DEN			1-3->SA/B, 4..->R
17	16:30	M2-	[4]	Heat 3	SRB	NZL	CRO	CZE				1-3->SA/B, 4..->R
18	16:40	W2x	[5]	Heat 1	ROU	NZL	GER	USA	UKR			1->FA, 2..->R
19	16:50	W2x	[5]	Heat 2	AUS	CZE	CHN	GBR	ITA			1->FA, 2..->R
20	17:00	M2x	[6]	Heat 1	BLR	GER	BEL	NZL	USA			1-3->SA/B, 4..->R
21	17:10	M2x	[6]	Heat 2	CRO	IRQ	GBR	EST	RUS			1-3->SA/B, 4..->R
22	17:20	M2x	[6]	Heat 3	BUL	FRA	SLO	AUS	CHN			1-3->SA/B, 4..->R
23	17:30	M4-	[7]	Heat 1	ITA	USA	GBR	CHN	BLR			1-3->SA/B, 4..->R
24	17:40	M4-	[7]	Heat 2	NZL	NED	SLO	CZE				1-3->SA/B, 4..->R
25	17:50	M4-	[7]	Heat 3	GER	FRA	AUS	IRL				1-3->SA/B, 4..->R

Note: Boats not moving on to the next round of races shall be ranked last in the overall event placing.

Legend:

W1x	Women's Single Sculls	M1x	Men's Single Sculls	W2-	Women's Pair	M2-	Men's Pair
W2x	Women's Double Sculls	M2x	Men's Double Sculls	M4-	Men's Four		
Q	Quarterfinal	H	Heat	R	Repechage	S	Semifinal
F	Final						



START LIST SUMMARY
 出发顺序总览表 / RÉSUMÉ DES LISTE DE DÉPART

SUN 10 AUG 2008

Race	Start	Event		Round	Lanes						Qualification Rules
		Code	Number		1	2	3	4	5	6	
26	14:50	LW2x	[8]	Heat 1	BRA	USA	AUS	NED	KAZ	MEX	1-2->SA/B, 3..->R
27	15:00	LW2x	[8]	Heat 2	GBR	GRE	CAN	GER	RSA	FIN	1-2->SA/B, 3..->R
28	15:10	LW2x	[8]	Heat 3	CUB	JPN	CHN	DEN	KOR		1-2->SA/B, 3..->R
29	15:20	LM2x	[9]	Heat 1	ALG	JPN	GBR	GRE	GER		1-2->SA/B, 3..->R
30	15:30	LM2x	[9]	Heat 2	CUB	IND	ITA	CHN	AUS		1-2->SA/B, 3..->R
31	15:40	LM2x	[9]	Heat 3	URU	CAN	DEN	HUN	BRA		1-2->SA/B, 3..->R
32	15:50	LM2x	[9]	Heat 4	POR	HKG	FRA	NZL	KOR		1-2->SA/B, 3..->R
33	16:00	LM4-	[10]	Heat 1	EGY	CHN	NED	AUS	GBR		1-3->SA/B, 4..->R
34	16:10	LM4-	[10]	Heat 2	CAN	DEN	ITA	USA			1-3->SA/B, 4..->R
35	16:20	LM4-	[10]	Heat 3	POL	FRA	GER	IRL			1-3->SA/B, 4..->R
36	16:30	W4x	[11]	Heat 1	CAN	UKR	CHN	RUS			1->FA, 2..->R
37	16:40	W4x	[11]	Heat 2	GER	GBR	USA	AUS			1->FA, 2..->R
38	16:50	M4x	[12]	Heat 1	RUS	ITA	CZE	EST	AUS		1-3->SA/B, 4..->R
39	17:00	M4x	[12]	Heat 2	CUB	POL	FRA	BLR			1-3->SA/B, 4..->R
40	17:10	M4x	[12]	Heat 3	UKR	USA	GER	SLO			1-3->SA/B, 4..->R
41	17:20	W8+	[13]	Heat 1	GER	CAN	USA	GBR			1->FA, 2..->R
42	17:30	W8+	[13]	Heat 2	NED	ROU	AUS				1->FA, 2..->R
43	17:40	M8+	[14]	Heat 1	POL	AUS	CAN	NED			1->FA, 2..->R
44	17:50	M8+	[14]	Heat 2	USA	GBR	CHN	GER			1->FA, 2..->R

Note: Boats not moving on to the next round of races shall be ranked last in the overall event placing.

Legend:							
LW2x	Lightweight Women's Double Sculls	LM2x	Lightweight Men's Double Sculls	LM4-	Lightweight Men's Four	W4x	Women's Quadruple Sculls
M4x	Men's Quadruple Sculls	W8+	Women's Eight	M8+	Men's Eight		
Q	Quarterfinal	H	Heat	R	Repechage	S	Semifinal
F	Final						



START LIST SUMMARY
出发顺序总览表 / RÉSUMÉ DES LISTE DE DÉPART

CORRECTED

MON 11 AUG 2008

Race	Start	Event		Round	Lanes						Qualification Rules	
		Code	Number		1	2	3	4	5	6		
41	14:50	W8+	[13]	Heat 1	GER	CAN	USA	GBR				1->FA, 2..->R
42	15:00	W8+	[13]	Heat 2	NED	ROU	AUS					1->FA, 2..->R
43	15:10	M8+	[14]	Heat 1	POL	AUS	CAN	NED				1->FA, 2..->R
44	15:20	M8+	[14]	Heat 2	USA	GBR	CHN	GER				1->FA, 2..->R
45	15:30	W1x	[1]	Quarterfinal 1	ZIM	USA	ITA	POL	ESP	KAZ		1-3->SA/B, 4..->SC/D
46	15:40	W1x	[1]	Quarterfinal 2	ESA	CUB	CZE	SRB	FRA	MYA		1-3->SA/B, 4..->SC/D
47	15:50	W1x	[1]	Quarterfinal 3	BRA	AUS	BUL	CHN	KOR	CHI		1-3->SA/B, 4..->SC/D
48	16:00	W1x	[1]	Quarterfinal 4	HKG	RSA	NZL	BLR	SWE	ARG		1-3->SA/B, 4..->SC/D
49	16:10	M1x	[2]	Quarterfinal 1	MON	CHI	SUI	GBR	GER	EGY		1-3->SA/B, 4..->SC/D
50	16:20	M1x	[2]	Quarterfinal 2	GRE	BRA	NOR	LTU	MEX	URU		1-3->SA/B, 4..->SC/D
51	16:30	M1x	[2]	Quarterfinal 3	TPE	AUS	CZE	BEL	HKG	EST		1-3->SA/B, 4..->SC/D
52	16:40	M1x	[2]	Quarterfinal 4	ARG	IND	NZL	SWE	NED	USA		1-3->SA/B, 4..->SC/D
55	16:50	M2-	[4]	Repechage	USA	CRO	GBR	POL	DEN			1-3->SA/B, 4..->FC
56	17:00	W2x	[5]	Repechage 1	ROU	GER	GBR	ITA				1-2->FA, 3..->FB
57	17:10	W2x	[5]	Repechage 2	AUS	CZE	USA	UKR				1-2->FA, 3..->FB
58	17:20	M2x	[6]	Repechage	USA	RUS	BEL	BUL	IRQ			1-3->SA/B, 4..->FC
59	17:30	M4-	[7]	Repechage	CHN	FRA	CZE	BLR				1-3->SA/B
60	17:40	M1x	[2]	Semifinal E/F 1	COL	IRI	UZB	HON				1-3->FE, 4..->FF
61	17:50	M1x	[2]	Semifinal E/F 2	KEN	ALG	VEN	CMR				1-3->FE, 4..->FF

Revised schedule

Note: Boats not moving on to the next round of races shall be ranked last in the overall event placing.

Legend:

W1x	Women's Single Sculls	M1x	Men's Single Sculls	M2-	Men's Pair	W2x	Women's Double Sculls
M2x	Men's Double Sculls	M4-	Men's Four	W8+	Women's Eight	M8+	Men's Eight
Q	Quarterfinal	H	Heat	R	Repechage	S	Semifinal
F	Final						



START LIST SUMMARY
 出发顺序总览表 / RÉSUMÉ DES LISTE DE DÉPART

TUE 12 AUG 2008

Race	Start	Event		Round	Lanes						Qualification Rules
		Code	Number		1	2	3	4	5	6	
62	16:00	LW2x	[8]	Repechage 1	KAZ	KOR	USA	JPN	FIN	RSA	1-3->SA/B, 4..->FC
63	16:10	LW2x	[8]	Repechage 2	BRA	CUB	GBR	MEX	GRE		1-3->SA/B, 4..->FC
64	16:20	LM2x	[9]	Repechage 1	BRA	URU	GER	AUS	HKG	ALG	1-2->SA/B, 3..->SC/D
65	16:30	LM2x	[9]	Repechage 2	IND	CUB	HUN	POR	JPN	KOR	1-2->SA/B, 3..->SC/D
66	16:40	LM4-	[10]	Repechage	USA	IRL	NED	EGY			1-3->SA/B
67	16:50	W4x	[11]	Repechage	AUS	USA	GER	UKR	CAN	RUS	1-4->FA, 5..->FB
68	17:00	M4x	[12]	Repechage	SLO	EST	CUB	CZE			1-3->SA/B
70	17:10	M8+	[14]	Repechage	AUS	NED	POL	USA	CHN	GER	1-4->FA, 5..->FB
53	17:20	W2-	[3]	Repechage 1	AUS	NZL	GBR	FRA			1-2->FA, 3..->FB
54	17:30	W2-	[3]	Repechage 2	CAN	CHN	GER	USA			1-2->FA, 3..->FB

Note: Boats not moving on to the next round of races shall be ranked last in the overall event placing.

Legend:

W2-	Women's Pair	LW2x	Lightweight Women's Double Sculls	LM2x	Lightweight Men's Double Sculls	LM4-	Lightweight Men's Four
W4x	Women's Quadruple Sculls	M4x	Men's Quadruple Sculls	M8+	Men's Eight		
Q	Quarterfinal	H	Heat	R	Repechage	S	Semifinal
F	Final						



START LIST SUMMARY
出发顺序总览表 / RÉSUMÉ DES LISTE DE DÉPART

CORRECTED

WED 13 AUG 2008

Race	Start	Event		Round	Lanes						Qualification Rules
		Code	Number		1	2	3	4	5	6	
71	14:50	W1x	[1]	Semifinal C/D 1	ZIM	BRA	ESP	CUB	ARG	KOR	1-3->FC, 4-5->FD, 6..->FE
72	15:00	W1x	[1]	Semifinal C/D 2	MYA	KAZ	CHI	RSA	ESA	HKG	1-3->FC, 4-5->FD, 6..->FE
73	15:10	M1x	[2]	Semifinal C/D 1	EGY	TPE	CHI	MEX	IND	HKG	1-3->FC, 4..->FD
74	15:20	M1x	[2]	Semifinal C/D 2	ARG	BRA	NED	EST	MON	URU	1-3->FC, 4..->FD
75	15:30	W1x	[1]	Semifinal A/B 1	AUS	CHN	CZE	USA	SWE	ITA	1-3->FA, 4..->FB
76	15:40	W1x	[1]	Semifinal A/B 2	NZL	POL	BUL	BLR	FRA	SRB	1-3->FA, 4..->FB
77	15:50	M1x	[2]	Semifinal A/B 1	SUI	BEL	GER	NOR	SWE	AUS	1-3->FA, 4..->FB
78	16:00	M1x	[2]	Semifinal A/B 2	GRE	LTU	NZL	CZE	GBR	USA	1-3->FA, 4..->FB
79	16:10	M2-	[4]	Semifinal A/B 1	CRO	CZE	FRA	NZL	RSA	CAN	1-3->FA, 4..->FB
80	16:20	M2-	[4]	Semifinal A/B 2	USA	ITA	AUS	SRB	GER	DEN	1-3->FA, 4..->FB
81	16:30	M2x	[6]	Semifinal A/B 1	BEL	GER	AUS	NZL	CRO	SLO	1-3->FA, 4..->FB
82	16:40	M2x	[6]	Semifinal A/B 2	BUL	EST	FRA	GBR	BLR	RUS	1-3->FA, 4..->FB
83	16:50	M4-	[7]	Semifinal A/B 1	USA	NZL	AUS	GBR	IRL	FRA	1-3->FA, 4..->FB
84	17:00	M4-	[7]	Semifinal A/B 2	BLR	SLO	GER	NED	ITA	CZE	1-3->FA, 4..->FB
85	17:10	M1x	[2]	Final F	HON	KEN					
86	17:20	M2-	[4]	Final C	POL	GBR					
87	17:30	M2x	[6]	Final C	IRQ	USA					
69	17:40	W8+	[13]	Repechage	CAN	GBR	NED	AUS	GER		1-4->FA

ARG added in start list (race 74)

Note: Boats not moving on to the next round of races shall be ranked last in the overall event placing.

Legend:

W1x	Women's Single Sculls	M1x	Men's Single Sculls	M2-	Men's Pair	M2x	Men's Double Sculls
M4-	Men's Four	W8+	Women's Eight				
Q	Quarterfinal	H	Heat	R	Repechage	S	Semifinal
F	Final						



START LIST SUMMARY
 出发顺序总览表 / RÉSUMÉ DES LISTE DE DÉPART

CORRECTED

FRI 15 AUG 2008

Race	Start	Event		Round	Lanes						Qualification Rules	
		Code	Number		1	2	3	4	5	6		
88	14:10	W1x	[1]	Final E	EGY	HKG	ZIM	IRI				
89	14:20	M1x	[2]	Final E	ALG	CMR	VEN	IRI	COL	UZB		
90	14:30	W1x	[1]	Final D	KOR	BRA	ESA	MYA				
91	14:40	M1x	[2]	Final D	MON	URU	IND	TPE	HKG			
92	14:50	W1x	[1]	Final C	ARG	ESP	RSA	CUB	CHI	KAZ		
93	15:00	M1x	[2]	Final C	EGY	CHI	MEX	NED	EST	BRA		
94	15:10	LM2x	[9]	Semifinal C/D 1	HKG	URU	HUN	KOR			1-3->FC, 4..->FD	
95	15:20	LM2x	[9]	Semifinal C/D 2	ALG	BRA	JPN	IND			1-3->FC, 4..->FD	
96	15:30	LW2x	[8]	Semifinal A/B 1	CUB	GBR	NED	GER	DEN	FIN	1-3->FA, 4..->FB	
97	15:40	LW2x	[8]	Semifinal A/B 2	JPN	USA	AUS	CHN	CAN	GRE	1-3->FA, 4..->FB	
98	15:50	LM2x	[9]	Semifinal A/B 1	CUB	FRA	GBR	ITA	CAN	GER	1-3->FA, 4..->FB	
99	16:00	LM2x	[9]	Semifinal A/B 2	POR	GRE	NZL	DEN	CHN	AUS	1-3->FA, 4..->FB	
100	16:10	LM4-	[10]	Semifinal A/B 1	NED	POL	CHN	GER	CAN	AUS	1-3->FA, 4..->FB	
101	16:20	LM4-	[10]	Semifinal A/B 2	IRL	GBR	DEN	FRA	ITA	USA	1-3->FA, 4..->FB	
102	16:30	M4x	[12]	Semifinal A/B 1	CZE	RUS	AUS	POL	GER	BLR	1-3->FA, 4..->FB	
103	16:40	M4x	[12]	Semifinal A/B 2	EST	FRA	UKR	ITA	USA	CUB	1-3->FA, 4..->FB	
104	16:50	W1x	[1]	Final B	SWE	AUS	NZL	ITA	SRB	FRA		
105	17:00	M1x	[2]	Final B	LTU	USA	GER	GRE	SUI	AUS		
106	17:10	W2-	[3]	Final B	FRA	AUS	USA	CAN				
107	17:20	M2-	[4]	Final B	CRO	ITA	CZE	SRB	FRA	DEN		
108	17:30	W2x	[5]	Final B	UKR	AUS	ROU	ITA				
109	17:40	M2x	[6]	Final B	BLR	RUS	BUL	CRO	BEL	GER		
110	17:50	M4-	[7]	Final B	ITA	BLR	NED	NZL	USA	IRL		

GER added in start list (race 100)

Note: Boats not moving on to the next round of races shall be ranked last in the overall event placing.

Legend:

W1x	Women's Single Sculls	M1x	Men's Single Sculls	W2-	Women's Pair	M2-	Men's Pair
W2x	Women's Double Sculls	M2x	Men's Double Sculls	M4-	Men's Four	LW2x	Lightweight Women's Double Sculls
LM2x	Lightweight Men's Double Sculls	LM4-	Lightweight Men's Four	M4x	Men's Quadruple Sculls		
Q	Quarterfinal	H	Heat	R	Repechage	S	Semifinal
F	Final						



START LIST SUMMARY
 出发顺序总览表 / RÉSUMÉ DES LISTE DE DÉPART

SAT 16 AUG 2008

Race	Start	Event		Round	Lanes						Qualification Rules	
		Code	Number		1	2	3	4	5	6		
111	14:00	LM2x	[9]	Final D	ALG	KOR						
112	14:10	LW2x	[8]	Final C	KOR	BRA	RSA	MEX	KAZ			
113	14:20	LM2x	[9]	Final C	HKG	URU	HUN	JPN	BRA	IND		
114	14:30	LW2x	[8]	Final B	JPN	AUS	DEN	USA	GBR	CUB		
115	14:40	LM2x	[9]	Final B	POR	AUS	NZL	GER	FRA	CAN		
116	14:50	LM4-	[10]	Final B	ITA	AUS	IRL	CHN	USA			
117	15:00	W4x	[11]	Final B	CAN	RUS						
118	15:10	M4x	[12]	Final B	CUB	RUS	EST	CZE	UKR	BLR		
119	15:20	M8+	[14]	Final B	GER	CHN						
120	15:30	W1x	[1]	Final A	CZE	USA	CHN	BLR	BUL	POL		
121	15:50	M1x	[2]	Final A	BEL	NOR	SWE	CZE	GBR	NZL		
122	16:10	W2-	[3]	Final A	GBR	NZL	ROU	BLR	CHN	GER		
123	16:30	M2-	[4]	Final A	RSA	NZL	CAN	AUS	USA	GER		
124	16:50	W2x	[5]	Final A	GER	GBR	NZL	CHN	USA	CZE		
125	17:10	M2x	[6]	Final A	GBR	EST	AUS	FRA	SLO	NZL		
126	17:30	M4-	[7]	Final A	FRA	AUS	SLO	GBR	CZE	GER		

Note: Boats not moving on to the next round of races shall be ranked last in the overall event placing.

Legend:

W1x	Women's Single Sculls	M1x	Men's Single Sculls	W2-	Women's Pair	M2-	Men's Pair
W2x	Women's Double Sculls	M2x	Men's Double Sculls	M4-	Men's Four	LW2x	Lightweight Women's Double Sculls
LM2x	Lightweight Men's Double Sculls	LM4-	Lightweight Men's Four	W4x	Women's Quadruple Sculls	M4x	Men's Quadruple Sculls
M8+	Men's Eight						
Q	Quarterfinal	H	Heat	R	Repechage	S	Semifinal
F	Final						



START LIST SUMMARY
 出发顺序总览表 / RÉSUMÉ DES LISTE DE DÉPART

SUN 17 AUG 2008

Race	Start	Event		Round	Lanes						Qualification Rules
		Code	Number		1	2	3	4	5	6	
127	15:30	LW2x	[8]	Final A	GRE	CHN	NED	CAN	FIN	GER	
128	15:50	LM2x	[9]	Final A	CUB	ITA	GBR	GRE	DEN	CHN	
129	16:10	LM4-	[10]	Final A	GBR	CAN	DEN	POL	FRA	NED	
130	16:30	W4x	[11]	Final A	AUS	GER	GBR	CHN	USA	UKR	
131	16:50	M4x	[12]	Final A	FRA	USA	POL	ITA	AUS	GER	
132	17:10	W8+	[13]	Final A	GBR	CAN	USA	ROU	NED	AUS	
133	17:30	M8+	[14]	Final A	NED	USA	CAN	GBR	AUS	POL	

Note: Boats not moving on to the next round of races shall be ranked last in the overall event placing.

Legend:

LW2x	Lightweight Women's Double Sculls	LM2x	Lightweight Men's Double Sculls	LM4-	Lightweight Men's Four	W4x	Women's Quadruple Sculls
M4x	Men's Quadruple Sculls	W8+	Women's Eight	M8+	Men's Eight		
Q	Quarterfinal	H	Heat	R	Repechage	S	Semifinal
F	Final						



SY ROWING-CANOEING PARK ROWING
 顺义奥林匹克水上公园
 PO DE SHUNYI

WOMEN'S SINGLE SCULLS
 女子单人双桨 / UN DE COUPLE - FEMMES



HEAT 1
 预赛 第1组 / ELIMINATOIRE 1

1
 (Event)

RESULTS
 成绩单 / RÉSULTATS
 SAT 9 AUG 2008

W1x
H1
Race 1

World Best Time: **BUL** NEYKOVA Romyana Seville (ESP) 2002 **7:07.71**

Rank	Lane	NOC Code	Name	500m	1000m	1500m	2000m	Qual. Code
1	3	CHN	(b) ZHANG Xiuyun	1:50.00 (1)	3:45.22 (1) 1:55.22 (1)	5:41.55 (1) 1:56.33 (1)	7:38.16 1:56.61 (2)	Q
2	2	POL	(b) MICHALSKA Julia	1:52.63 (2) 2.63	3:48.81 (2) 1:56.18 (2) 3.59	5:46.24 (2) 1:57.43 (3) 4.69	7:41.16 1:54.92 (1) 3.00	Q
3	4	FRA	(b) BALMARY Sophie	1:53.41 (3) 3.41	3:51.64 (3) 1:58.23 (3) 6.42	5:49.04 (3) 1:57.40 (2) 7.49	7:47.37 1:58.33 (3) 9.21	Q
4	1	ARG	(b) BEST PALAZZOLO Maria Gabriela	1:56.26 (4) 6.26	3:57.57 (5) 2:01.31 (5) 12.35	5:59.03 (4) 2:01.46 (4) 17.48	7:58.60 1:59.57 (4) 20.44	Q
5	5	CHI	(b) JADUE Soraya	1:56.55 (5) 6.55	3:57.27 (4) 2:00.72 (4) 12.05	6:00.59 (5) 2:03.32 (5) 19.04	8:04.08 2:03.49 (5) 25.92	?Q

Qualification Rules: **1-3->Q, 4..->Q OR FE (1-3->Q, 4..->Q OR FE)**

Note: Boats not moving on to the next round of races shall be ranked last in the overall event placing.

Legend:

(b)	bow						
Q	Quarterfinal	H	Heat	R	Repechage	S	Semifinal
F	Final						



1
 (Event)

RESULTS
 成绩单 / RÉSULTATS
 SAT 9 AUG 2008

W1x
 H2
 Race 2

World Best Time: **BUL** NEYKOVA Romyana Seville (ESP) 2002 7:07.71

Rank	Lane	NOC Code	Name	500m	1000m	1500m	2000m	Qual. Code
1	3	NZL	(b) TWIGG Emma	1:52.03 (1)	3:47.68 (1) 1:55.65 (2)	5:45.71 (1) 1:58.03 (1)	7:45.18 1:59.47 (1)	Q
2	2	SRB	(b) OBRADOVIC Iva	1:52.98 (2) 0.95	3:48.19 (2) 0.51	5:46.98 (2) 1.27	7:49.13 2:02.15 (3) 3.95	Q
3	1	ESP	(b) DOMINGUEZ Nuria	1:55.65 (4) 3.62	3:54.08 (3) 6.40	5:56.01 (3) 10.30	7:58.03 2:02.02 (2) 12.85	Q
4	4	BRA	(b) BELTRAME Fabiana	1:55.41 (3) 3.38	3:57.71 (4) 10.03	6:03.32 (4) 17.61	8:08.84 2:05.52 (4) 23.66	Q
5	5	HKG	(b) LEE Ka Man	1:59.73 (5) 7.70	4:06.32 (5) 18.64	6:15.19 (5) 29.48	8:23.02 2:07.83 (5) 37.84	?Q

Qualification Rules: 1-3->Q, 4..->Q OR FE (1-3->Q, 4..->Q OR FE)

Note: Boats not moving on to the next round of races shall be ranked last in the overall event placing.

Legend:

(b)	bow						
Q	Quarterfinal	H	Heat	R	Repechage	S	Semifinal
F	Final						



SY ROWING-CANOEING PARK ROWING
 顺义奥林匹克水上公园
 PO DE SHUNYI

WOMEN'S SINGLE SCULLS
 女子单人双桨 / UN DE COUPLE - FEMMES

HEAT 3
 预赛 第3组 / ELIMINATOIRE 3



1
(Event)

RESULTS
 成绩单 / RÉSULTATS
 SAT 9 AUG 2008

**W1x
 H3
 Race 3**

World Best Time: **BUL** NEYKOVA Rumyana Seville (ESP) 2002 **7:07.71**

Rank	Lane	NOC Code	Name	500m	1000m	1500m	2000m	Qual. Code
1	3	BLR	(b) KARSTEN Ekaterina	1:49.87 (1)	3:45.21 (1) 1:55.34 (2)	5:41.72 (1) 1:56.51 (1)	7:40.03 1:58.31 (1)	Q
2	2	USA	(b) GUERETTE Michelle	1:50.73 (2) 0.86	3:46.00 (2) 1:55.27 (1) 0.79	5:45.07 (2) 1:59.07 (2) 3.35	7:49.14 2:04.07 (2) 9.11	Q
3	4	KOR	(b) SHIN Yeongeun	1:55.84 (3) 5.97	3:59.28 (3) 2:03.44 (3) 14.07	6:07.72 (3) 2:08.44 (3) 26.00	8:17.40 2:09.68 (4) 37.37	Q
4	1	KAZ	(b) DUDCHENKO Inga	1:57.52 (4) 7.65	4:07.21 (4) 2:09.69 (4) 22.00	6:19.75 (4) 2:12.54 (4) 38.03	8:28.24 2:08.49 (3) 48.21	?Q

Qualification Rules: **1-3->Q, 4.->Q OR FE (1-3->Q, 4.->Q OR FE)**

Note: Boats not moving on to the next round of races shall be ranked last in the overall event placing.

Legend:

(b)	bow						
Q	Quarterfinal	H	Heat	R	Repechage	S	Semifinal
F	Final						



SY ROWING-CANOEING PARK ROWING
 顺义奥林匹克水上公园
 PO DE SHUNYI

WOMEN'S SINGLE SCULLS
 女子单人双桨 / UN DE COUPLE - FEMMES

HEAT 4
 预赛 第4组 / ELIMINATOIRE 4



1
 (Event)

RESULTS
 成绩单 / RÉSULTATS
 SAT 9 AUG 2008

**W1x
 H4
 Race 4**

World Best Time: **BUL** NEYKOVA Rummyana Seville (ESP) 2002 **7:07.71**

Rank	Lane	NOC Code	Name	500m	1000m	1500m	2000m	Qual. Code
1	2	BUL	(b) NEYKOVA Rummyana	1:56.79 (1)	3:55.95 (1) 1:59.16 (1)	5:55.26 (1) 1:59.31 (1)	7:56.07 2:00.81 (1)	Q
2	1	CUB	(b) GONZALEZ Maira	1:57.04 (2) 0.25	3:59.42 (2) 2:02.38 (2) 3.47	6:01.56 (2) 2:02.14 (2) 6.30	8:07.22 2:05.66 (2) 11.15	Q
3	3	RSA	(b) GEYSER Rika	1:57.31 (3) 0.52	4:00.04 (3) 2:02.73 (3) 4.09	6:06.15 (3) 2:06.11 (3) 10.89	8:20.26 2:14.11 (3) 24.19	Q
4	4	MYA	(b) SHWE ZIN LATT	2:06.00 (4) 9.21	4:15.16 (4) 2:09.16 (4) 19.21	6:28.05 (4) 2:12.89 (4) 32.79	8:42.23 2:14.18 (4) 46.16	?Q

Qualification Rules: **1-3->Q, 4.->Q OR FE (1-3->Q, 4.->Q OR FE)**

Note: Boats not moving on to the next round of races shall be ranked last in the overall event placing.

Legend:

(b)	bow						
Q	Quarterfinal	H	Heat	R	Repechage	S	Semifinal
F	Final						



SY ROWING-CANOEING PARK ROWING
 顺义奥林匹克水上公园
 PO DE SHUNYI

WOMEN'S SINGLE SCULLS
 女子单人双桨 / UN DE COUPLE - FEMMES

HEAT 5
 预赛 第5组 / ELIMINATOIRE 5



1
(Event)

RESULTS
 成绩单 / RÉSULTATS
 SAT 9 AUG 2008

CORRECTED **W1x**
H5
Race 5

World Best Time: **BUL** NEYKOVA Romyana Seville (ESP) 2002 **7:07.71**

Rank	Lane	NOC Code	Name	500m	1000m	1500m	2000m	Qual. Code
1	2	ITA	(b) BASCELLI Gabriella	1:51.91 (1)	3:47.41 (1) 1:55.50 (1)	5:44.76 (1) 1:57.35 (1)	7:43.67 1:58.91 (1)	Q
2	3	AUS	(b) SAVAGE Pippa	1:52.67 (2) 0.76	3:51.17 (2) 3.76	5:52.60 (2) 7.84	7:57.95 2:05.35 (2) 14.28	Q
3	4	ESA	(b) VARGAS Camila	1:59.10 (3) 7.19	4:09.93 (3) 22.52	6:21.50 (3) 36.74	8:32.06 2:10.56 (3) 48.39	Q
4	1	IRI	(b) HOSSEINI Homa	2:05.91 (4) 14.00	4:22.33 (4) 34.92	6:38.94 (4) 54.18	9:02.12 2:23.18 (4) 1:18.45	FE

Qualification Rules: **1-3->Q, 4..->Q OR FE (1-3->Q, 4..->Q OR FE)**

Finish time corrected according to the foto finish

Note: Boats not moving on to the next round of races shall be ranked last in the overall event placing.

Legend:

(b)	bow						
Q	Quarterfinal	H	Heat	R	Repechage	S	Semifinal
F	Final						



SY ROWING-CANOEING PARK ROWING
 顺义奥林匹克水上公园
 PO DE SHUNYI

WOMEN'S SINGLE SCULLS
 女子单人双桨 / UN DE COUPLE - FEMMES

HEAT 6
 预赛 第6组 / ELIMINATOIRE 6



1
 (Event)

RESULTS
 成绩单 / RÉSULTATS
 SAT 9 AUG 2008

**W1x
 H6
 Race 6**

World Best Time: **BUL** NEYKOVA Romyana Seville (ESP) 2002 **7:07.71**

Rank	Lane	NOC Code	Name	500m	1000m	1500m	2000m	Qual. Code
1	2	CZE	(b) KNAPKOVA Miroslava	1:51.50 (1)	3:46.80 (1) 1:55.30 (1)	5:47.01 (1) 2:00.21 (1)	7:51.56 2:04.55 (2)	Q
2	3	SWE	(b) SVENSSON Frida	1:52.78 (2) 1.28	3:52.51 (2) 5.71	5:57.11 (2) 10.10	7:56.39 4.83	Q
3	1	ZIM	(b) HILL Elana	1:58.50 (4) 7.00	4:09.42 (4) 22.62	6:24.41 (4) 37.40	8:35.53 43.97	Q
4	4	EGY	(b) AHMED Heba	1:56.30 (3) 4.80	4:05.70 (3) 18.90	6:22.04 (3) 35.03	8:46.96 55.40	FE

Qualification Rules: **1-3->Q, 4.->Q OR FE (1-3->Q, 4.->Q OR FE)**

Note: Boats not moving on to the next round of races shall be ranked last in the overall event placing.

Legend:

(b)	bow						
Q	Quarterfinal	H	Heat	R	Repechage	S	Semifinal
F	Final						



1
 (Event)

RESULTS
 成绩单 / RÉSULTATS
 MON 11 AUG 2008

W1x
 Q1
 Race 45

World Best Time: **BUL** NEYKOVA Romyana Seville (ESP) 2002 7:07.71

Rank	Lane	NOC Code	Name	500m	1000m	1500m	2000m	Qual. Code
1	2	USA	(b) GUERETTE Michelle	1:48.85 (1)	3:42.23 (1) 1:53.38 (1)	5:36.29 (1) 1:54.06 (2)	7:28.91 1:52.62 (1)	SA/B
2	4	POL	(b) MICHALSKA Julia	1:50.37 (3) 1.52	3:44.76 (2) 2.53	5:38.14 (2) 1.85	7:31.90 2.99	SA/B
3	3	ITA	(b) BASCELLI Gabriella	1:49.61 (2) 0.76	3:45.12 (3) 2.89	5:41.08 (3) 4.79	7:36.68 7.77	SA/B
4	5	ESP	(b) DOMINGUEZ Nuria	1:51.79 (4) 2.94	3:50.69 (4) 8.46	5:49.61 (4) 13.32	7:49.60 20.69	SC/D
5	6	KAZ	(b) DUDCHENKO Inga	1:55.88 (6) 7.03	4:01.20 (5) 18.97	6:08.72 (5) 32.43	8:15.88 46.97	SC/D
6	1	ZIM	(b) HILL Elana	1:55.47 (5) 6.62	4:04.36 (6) 22.13	6:15.27 (6) 38.98	8:20.84 51.93	SC/D

Qualification Rules: 1-3 to Semifinal A/B, Remainder to Semifinal C/D (1-3->SA/B, 4..->SC/D)

Note: Boats not moving on to the next round of races shall be ranked last in the overall event placing.

Legend:

(b)	bow						
Q	Quarterfinal	H	Heat	R	Repechage	S	Semifinal
F	Final						



1
 (Event)

RESULTS
 成绩单 / RÉSULTATS
 MON 11 AUG 2008

W1x
 Q2
 Race 46

World Best Time: **BUL** NEYKOVA Romyana Seville (ESP) 2002 7:07.71

Rank	Lane	NOC Code	Name	500m	1000m	1500m	2000m	Qual. Code
1	3	CZE	(b) KNAPKOVA Miroslava	1:48.69 (1)	3:40.82 (1) 1:52.13 (1)	5:34.91 (1) 1:54.09 (1)	7:30.33 1:55.42 (1)	SA/B
2	5	FRA	(b) BALMARY Sophie	1:49.00 (2)	3:42.48 (2) 1:53.48 (3)	5:39.16 (2) 1:56.68 (3)	7:37.01 1:57.85 (2)	SA/B
				0.31	1.66	4.25	6.68	
3	4	SRB	(b) OBRADOVIC Iva	1:51.00 (4)	3:43.77 (3) 1:52.77 (2)	5:39.50 (3) 1:55.73 (2)	7:39.16 1:59.66 (4)	SA/B
				2.31	2.95	4.59	8.83	
4	2	CUB	(b) GONZALEZ Maira	1:50.73 (3)	3:46.71 (4) 1:55.98 (4)	5:46.24 (4) 1:59.53 (4)	7:45.75 1:59.51 (3)	SC/D
				2.04	5.89	11.33	15.42	
5	1	ESA	(b) VARGAS Camila	1:56.27 (5)	4:02.00 (5) 2:05.73 (6)	6:08.39 (5) 2:06.39 (6)	8:11.79 2:03.40 (5)	SC/D
				7.58	21.18	33.48	41.46	
6	6	MYA	(b) SHWE ZIN LATT	2:02.00 (6)	4:07.19 (6) 2:05.19 (5)	6:13.19 (6) 2:06.00 (5)	8:17.76 2:04.57 (6)	SC/D
				13.31	26.37	38.28	47.43	

Qualification Rules: 1-3 to Semifinal A/B, Remainder to Semifinal C/D (1-3->SA/B, 4..->SC/D)

Note: Boats not moving on to the next round of races shall be ranked last in the overall event placing.

Legend:

(b)	bow						
Q	Quarterfinal	H	Heat	R	Repechage	S	Semifinal
F	Final						



SY ROWING-CANOEING PARK ROWING
 顺义奥林匹克水上公园
 PO DE SHUNYI

WOMEN'S SINGLE SCULLS
 女子单人双桨 / UN DE COUPLE - FEMMES



QUARTERFINAL 3
 1/4决赛 第3组 / QUARTS DE FINALE 3

1
 (Event)

RESULTS
 成绩单 / RÉSULTATS
 MON 11 AUG 2008

W1x
Q3
Race 47

World Best Time: **BUL** NEYKOVA Rummyana Seville (ESP) 2002 **7:07.71**

Rank	Lane	NOC Code	Name	500m	1000m	1500m	2000m	Qual. Code
1	3	BUL	(b) NEYKOVA Rummyana	1:48.70 (2) 1.28	3:39.50 (2) 1:50.80 (1) 0.19	5:30.31 (1) 1:50.81 (1)	7:22.37 1:52.06 (2)	SA/B
2	4	CHN	(b) ZHANG Xiuyun	1:47.42 (1)	3:39.31 (1) 1:51.89 (2)	5:32.37 (2) 1:53.06 (2) 2.06	7:23.30 1:50.93 (1) 0.93	SA/B
3	2	AUS	(b) SAVAGE Pippa	1:48.96 (3) 1.54	3:45.31 (3) 1:56.35 (3) 6.00	5:41.03 (3) 1:55.72 (3) 10.72	7:34.03 1:53.00 (3) 11.66	SA/B
4	6	CHI	(b) JADUE Soraya	1:50.17 (4) 2.75	3:48.32 (4) 1:58.15 (4) 9.01	5:50.37 (4) 2:02.05 (5) 20.06	7:51.52 2:01.15 (6) 29.15	SC/D
5	1	BRA	(b) BELTRAME Fabiana	1:52.60 (5) 5.18	3:53.03 (5) 2:00.43 (5) 13.72	5:53.65 (5) 2:00.62 (4) 23.34	7:52.65 1:59.00 (4) 30.28	SC/D
6	5	KOR	(b) SHIN Yeongeun	1:52.91 (6) 5.49	3:54.77 (6) 2:01.86 (6) 15.46	5:57.75 (6) 2:02.98 (6) 27.44	7:58.71 2:00.96 (5) 36.34	SC/D

Qualification Rules: **1-3 to Semifinal A/B, Remainder to Semifinal C/D (1-3->SA/B, 4..->SC/D)**

Note: Boats not moving on to the next round of races shall be ranked last in the overall event placing.

Legend:

(b)	bow						
Q	Quarterfinal	H	Heat	R	Repechage	S	Semifinal
F	Final						



1
(Event)

RESULTS
 成绩单 / RÉSULTATS
 MON 11 AUG 2008

W1x
Q4
Race 48

World Best Time: **BUL** NEYKOVA Romyana Seville (ESP) 2002 **7:07.71**

Rank	Lane	NOC Code	Name	500m	1000m	1500m	2000m	Qual. Code
1	4	BLR	(b) KARSTEN Ekaterina	1:49.53 (1)	3:42.47 (1) 1:52.94 (1)	5:34.99 (1) 1:52.52 (1)	7:25.74 1:50.75 (1)	SA/B
2	5	SWE	(b) SVENSSON Frida	1:50.38 (2)	3:44.32 (3) 1:53.94 (3)	5:37.35 (2) 1:53.03 (2)	7:29.29 1:51.94 (2)	SA/B
				0.85	1.85	2.36	3.55	
3	3	NZL	(b) TWIGG Emma	1:50.63 (3)	3:44.03 (2) 1:53.40 (2)	5:37.94 (3) 1:53.91 (3)	7:34.24 1:56.30 (3)	SA/B
				1.10	1.56	2.95	8.50	
4	2	RSA	(b) GEYSER Rika	1:50.86 (4)	3:48.00 (4) 1:57.14 (4)	5:46.59 (4) 1:58.59 (5)	7:44.14 1:57.55 (5)	SC/D
				1.33	5.53	11.60	18.40	
5	6	ARG	(b) BEST PALAZZOLO Maria Gabriela	1:53.26 (5)	3:51.44 (5) 1:58.18 (5)	5:49.66 (5) 1:58.22 (4)	7:46.45 1:56.79 (4)	SC/D
				3.73	8.97	14.67	20.71	
6	1	HKG	(b) LEE Ka Man	1:56.60 (6)	4:00.67 (6) 2:04.07 (6)	6:04.01 (6) 2:03.34 (6)	8:04.68 2:00.67 (6)	SC/D
				7.07	18.20	29.02	38.94	

Qualification Rules: **1-3 to Semifinal A/B, Remainder to Semifinal C/D (1-3->SA/B, 4...->SC/D)**

Note: Boats not moving on to the next round of races shall be ranked last in the overall event placing.

Legend:

(b)	bow						
Q	Quarterfinal	H	Heat	R	Repechage	S	Semifinal
F	Final						



1
(Event)

RESULTS
 成绩单 / RÉSULTATS
 WED 13 AUG 2008

W1x
SC/D 1
Race 71

World Best Time: **BUL** NEYKOVA Romyana Seville (ESP) 2002 **7:07.71**

Rank	Lane	NOC Code	Name	500m	1000m	1500m	2000m	Qual. Code
1	4	CUB	(b) GONZALEZ Maira	1:53.74 (1)	3:56.57 (1) 2:02.83 (2)	5:59.57 (1) 2:03.00 (1)	8:02.10 2:02.53 (2)	FC
2	3	ESP	(b) DOMINGUEZ Nuria	1:55.57 (3) 1.83	3:58.15 (2) 2:02.58 (1) 1.58	6:01.39 (2) 2:03.24 (2) 1.82	8:03.61 2:02.22 (1) 1.51	FC
3	5	ARG	(b) BEST PALAZZOLO Maria Gabriela	1:57.72 (4) 3.98	4:03.01 (4) 2:05.29 (3) 6.44	6:07.01 (3) 2:04.00 (3) 7.44	8:09.61 2:02.60 (3) 7.51	FC
4	2	BRA	(b) BELTRAME Fabiana	1:55.25 (2) 1.51	4:01.41 (3) 2:06.16 (4) 4.84	6:08.37 (4) 2:06.96 (4) 8.80	8:13.01 2:04.64 (4) 10.91	FD
5	6	KOR	(b) SHIN Yeongeun	1:57.88 (5) 4.14	4:05.87 (5) 2:07.99 (5) 9.30	6:14.53 (5) 2:08.66 (5) 14.96	8:23.62 2:09.09 (6) 21.52	FD
6	1	ZIM	(b) HILL Elana	2:00.44 (6) 6.70	4:14.92 (6) 2:14.48 (6) 18.35	6:28.98 (6) 2:14.06 (6) 29.41	8:34.27 2:05.29 (5) 32.17	FE

Qualification Rules: **1-3 to Final C, 4-5 to Final D, Remainder to Final E (1-3->FC, 4-5->FD, 6..->FE)**

Note: Boats not moving on to the next round of races shall be ranked last in the overall event placing.

Legend:

(b)	bow						
Q	Quarterfinal	H	Heat	R	Repechage	S	Semifinal
F	Final						



1
(Event)

RESULTS
 成绩单 / RÉSULTATS
 WED 13 AUG 2008

W1x
 SC/D 2
 Race 72

World Best Time: **BUL** NEYKOVA Romyana Seville (ESP) 2002 7:07.71

Rank	Lane	NOC Code	Name	500m	1000m	1500m	2000m	Qual. Code
1	4	RSA	(b) GEYSER Rika	1:51.21 (1)	3:53.86 (1) 2:02.65 (1)	5:57.23 (1) 2:03.37 (1)	7:59.67 2:02.44 (1)	FC
2	3	CHI	(b) JADUE Soraya	1:56.42 (2) 5.21	3:59.55 (2) 2:03.13 (2) 5.69	6:05.81 (2) 2:06.26 (3) 8.58	8:13.67 2:07.86 (5) 14.00	FC
3	2	KAZ	(b) DUDCHENKO Inga	1:58.09 (3) 6.88	4:04.25 (3) 2:06.16 (3) 10.39	6:11.94 (3) 2:07.69 (5) 14.71	8:16.95 2:05.01 (2) 17.28	FC
4	5	ESA	(b) VARGAS Camila	2:00.01 (4) 8.80	4:08.55 (4) 2:08.54 (5) 14.69	6:15.58 (4) 2:07.03 (4) 18.35	8:22.35 2:06.77 (4) 22.68	FD
5	1	MYA	(b) SHWE ZIN LATT	2:04.13 (6) 12.92	4:11.56 (6) 2:07.43 (4) 17.70	6:17.55 (5) 2:05.99 (2) 20.32	8:24.23 2:06.68 (3) 24.56	FD
6	6	HKG	(b) LEE Ka Man	2:00.87 (5) 9.66	4:10.55 (5) 2:09.68 (6) 16.69	6:20.55 (6) 2:10.00 (6) 23.32	8:30.80 2:10.25 (6) 31.13	FE

Qualification Rules: 1-3 to Final C, 4-5 to Final D, Remainder to Final E (1-3->FC, 4-5->FD, 6..->FE)

Note: Boats not moving on to the next round of races shall be ranked last in the overall event placing.

Legend:

(b)	bow						
Q	Quarterfinal	H	Heat	R	Repechage	S	Semifinal
F	Final						



SY ROWING-CANOEING PARK ROWING
 顺义奥林匹克水上公园
 PO DE SHUNYI

WOMEN'S SINGLE SCULLS
 女子单人双桨 / UN DE COUPLE - FEMMES

SEMIFINAL A/B 1
 半决赛 A/B 第1组 / DEMI-FINALE A/B 1



1
(Event)

RESULTS
 成绩单 / RÉSULTATS
 WED 13 AUG 2008

W1x
SA/B 1
Race 75

World Best Time: **BUL** NEYKOVA Romyana Seville (ESP) 2002 **7:07.71**

Rank	Lane	NOC Code	Name	500m	1000m	1500m	2000m	Qual. Code
1	2	CHN	(b) ZHANG Xiuyun	1:50.38 (2) 0.46	3:45.25 (3) 1:54.87 (2) 1.84	5:38.45 (2) 1:53.20 (2) 1.86	7:31.33 1:52.88 (1)	FA
2	4	USA	(b) GUERETTE Michelle	1:50.60 (3) 0.68	3:43.41 (1) 1:52.81 (1)	5:36.59 (1) 1:53.18 (1)	7:35.69 1:59.10 (6) 4.36	FA
3	3	CZE	(b) KNAPKOVA Miroslava	1:49.92 (1)	3:44.97 (2) 1:55.05 (3) 1.56	5:39.66 (3) 1:54.69 (3) 3.07	7:38.14 1:58.48 (5) 6.81	FA
4	6	ITA	(b) BASCELLI Gabriella	1:54.59 (6) 4.67	3:51.67 (6) 1:57.08 (4) 8.26	5:46.37 (4) 1:54.70 (4) 9.78	7:42.10 1:55.73 (3) 10.77	FB
5	1	AUS	(b) SAVAGE Pippa	1:52.45 (4) 2.53	3:51.30 (5) 1:58.85 (6) 7.89	5:48.83 (5) 1:57.53 (5) 12.24	7:43.98 1:55.15 (2) 12.65	FB
6	5	SWE	(b) SVENSSON Frida	1:53.06 (5) 3.14	3:50.43 (4) 1:57.37 (5) 7.02	5:49.08 (6) 1:58.65 (6) 12.49	7:46.38 1:57.30 (4) 15.05	FB

Qualification Rules: **1-3 to Final A, Remainder to Final B (1-3->FA, 4..->FB)**

Note: Boats not moving on to the next round of races shall be ranked last in the overall event placing.

Legend:

(b)	bow						
Q	Quarterfinal	H	Heat	R	Repechage	S	Semifinal
F	Final						



1
(Event)

RESULTS
 成绩单 / RÉSULTATS
 WED 13 AUG 2008

W1x
SA/B 2
Race 76

World Best Time: **BUL** NEYKOVA Rummyana Seville (ESP) 2002 **7:07.71**

Rank	Lane	NOC Code	Name	500m	1000m	1500m	2000m	Qual. Code
1	4	BLR	(b) KARSTEN Ekaterina	1:49.02 (1)	3:43.17 (1) 1:54.15 (2)	5:39.87 (2) 1:56.70 (2) 0.25	7:32.86 1:52.99 (1)	FA
2	3	BUL	(b) NEYKOVA Rummyana	1:50.17 (2) 1.15	3:43.62 (2) 1:53.45 (1) 0.45	5:39.62 (1) 1:56.00 (1)	7:33.29 1:53.67 (3) 0.43	FA
3	2	POL	(b) MICHALSKA Julia	1:51.47 (4) 2.45	3:46.71 (4) 1:55.24 (4) 3.54	5:44.64 (4) 1:57.93 (4) 5.02	7:38.04 1:53.40 (2) 5.18	FA
4	1	NZL	(b) TWIGG Emma	1:50.43 (3) 1.41	3:44.62 (3) 1:54.19 (3) 1.45	5:42.11 (3) 1:57.49 (3) 2.49	7:38.09 1:55.98 (4) 5.23	FB
5	6	SRB	(b) OBRADOVIC Iva	1:53.38 (6) 4.36	3:48.94 (5) 1:55.56 (5) 5.77	5:48.24 (5) 1:59.30 (5) 8.62	7:52.39 2:04.15 (6) 19.53	FB
6	5	FRA	(b) BALMARY Sophie	1:51.82 (5) 2.80	3:50.32 (6) 1:58.50 (6) 7.15	5:53.01 (6) 2:02.69 (6) 13.39	7:56.73 2:03.72 (5) 23.87	FB

Qualification Rules: **1-3 to Final A, Remainder to Final B (1-3->FA, 4..->FB)**

Note: Boats not moving on to the next round of races shall be ranked last in the overall event placing.

Legend:

(b)	bow						
Q	Quarterfinal	H	Heat	R	Repechage	S	Semifinal
F	Final						



SY ROWING-CANOEING PARK ROWING
 顺义奥林匹克水上公园
 PO DE SHUNYI

WOMEN'S SINGLE SCULLS
 女子单人双桨 / UN DE COUPLE - FEMMES

FINAL E
 决赛 E / FINALE E



1
(Event)

RESULTS
 成绩单 / RÉSULTATS
 FRI 15 AUG 2008

**W1x
 FE
 Race 88**

World Best Time: **BUL** NEYKOVA Rummyana Seville (ESP) 2002 **7:07.71**

Rank	Lane	NOC Code	Name	500m	1000m	1500m	2000m	Qual. Code
1	2	HKG	(b) LEE Ka Man	1:53.36 (2) 2.66	3:53.25 (2) 1:59.89 (1) 0.31	5:54.67 (1) 2:01.42 (1)	7:56.07 2:01.40 (2)	
2	1	EGY	(b) AHMED Heba	1:50.70 (1)	3:52.94 (1) 2:02.24 (2)	6:00.56 (2) 2:07.62 (=3) 5.89	8:07.10 2:06.54 (4) 11.03	
3	3	ZIM	(b) HILL Elana	1:55.94 (3) 5.24	4:02.26 (3) 2:06.32 (3) 9.32	6:08.59 (3) 2:06.33 (2) 13.92	8:09.94 2:01.35 (1) 13.87	
4	4	IRI	(b) HOSSEINI Homa	1:56.72 (4) 6.02	4:04.28 (4) 2:07.56 (4) 11.34	6:11.90 (4) 2:07.62 (=3) 17.23	8:18.20 2:06.30 (3) 22.13	

Note: Boats not moving on to the next round of races shall be ranked last in the overall event placing.

Legend:

(b)	bow						
Q	Quarterfinal	H	Heat	R	Repechage	S	Semifinal
F	Final						



SY ROWING-CANOEING PARK ROWING
 顺义奥林匹克水上公园
 PO DE SHUNYI

WOMEN'S SINGLE SCULLS
 女子单人双桨 / UN DE COUPLE - FEMMES

FINAL D
 决赛 D / FINALE D



1
 (Event)

RESULTS
 成绩单 / RÉSULTATS
 FRI 15 AUG 2008

W1x
FD
Race 90

World Best Time: **BUL** NEYKOVA Rummyana Seville (ESP) 2002 **7:07.71**

Rank	Lane	NOC Code	Name	500m	1000m	1500m	2000m	Qual. Code
1	2	BRA	(b) BELTRAME Fabiana	1:49.69 (1)	3:46.00 (1) 1:56.31 (1)	5:45.54 (1) 1:59.54 (2)	7:43.04 1:57.50 (1)	
2	1	KOR	(b) SHIN Yeongeun	1:53.04 (2)	3:50.86 (2) 1:57.82 (2)	5:49.95 (2) 1:59.09 (1)	7:48.31 1:58.36 (2)	
				3.35	4.86	4.41	5.27	
3	4	MYA	(b) SHWE ZIN LATT	2:00.59 (4)	4:01.00 (4) 2:00.41 (3)	6:01.09 (4) 2:00.09 (3)	8:00.05 1:58.96 (3)	
				10.90	15.00	15.55	17.01	
4	3	ESA	(b) VARGAS Camila	1:54.98 (3)	3:57.07 (3) 2:02.09 (4)	6:00.71 (3) 2:03.64 (4)	8:02.91 2:02.20 (4)	
				5.29	11.07	15.17	19.87	

Note: Boats not moving on to the next round of races shall be ranked last in the overall event placing.

Legend:

(b)	bow						
Q	Quarterfinal	H	Heat	R	Repechage	S	Semifinal
F	Final						



SY ROWING-CANOEING PARK ROWING
 顺义奥林匹克水上公园
 PO DE SHUNYI

WOMEN'S SINGLE SCULLS
 女子单人双桨 / UN DE COUPLE - FEMMES

FINAL C
 决赛 C / FINALE C



1
 (Event)

RESULTS
 成绩单 / RÉSULTATS
 FRI 15 AUG 2008

**W1x
 FC
 Race 92**

World Best Time: **BUL** NEYKOVA Romyana Seville (ESP) 2002 **7:07.71**

Rank	Lane	NOC Code	Name	500m	1000m	1500m	2000m	Qual. Code
1	3	RSA	(b) GEYSER Rika	1:49.49 (1)	3:43.91 (1) 1:54.42 (1)	5:40.84 (1) 1:56.93 (2)	7:35.06 1:54.22 (2)	
2	2	ESP	(b) DOMINGUEZ Nuria	1:52.27 (4) 2.78	3:48.36 (3) 1:56.09 (=2) 4.45	5:43.76 (2) 1:55.40 (1) 2.92	7:36.12 1:52.36 (1) 1.06	
3	4	CUB	(b) GONZALEZ Maira	1:51.18 (3) 1.69	3:47.27 (2) 1:56.09 (=2) 3.36	5:45.22 (3) 1:57.95 (4) 4.38	7:42.68 1:57.46 (4) 7.62	
4	1	ARG	(b) BEST PALAZZOLO Maria Gabriela	1:53.93 (5) 4.44	3:52.10 (5) 1:58.17 (4) 8.19	5:49.06 (5) 1:56.96 (3) 8.22	7:45.21 1:56.15 (3) 10.15	
5	5	CHI	(b) JADUE Soraya	1:50.81 (2) 1.32	3:48.99 (4) 1:58.18 (5) 5.08	5:48.62 (4) 1:59.63 (5) 7.78	7:48.35 1:59.73 (5) 13.29	
6	6	KAZ	(b) DUDCHENKO Inga	1:56.31 (6) 6.82	4:02.01 (6) 2:05.70 (6) 18.10	6:10.70 (6) 2:08.69 (6) 29.86	8:16.09 2:05.39 (6) 41.03	

Note: Boats not moving on to the next round of races shall be ranked last in the overall event placing.

Legend:

(b)	bow						
Q	Quarterfinal	H	Heat	R	Repechage	S	Semifinal
F	Final						



SY ROWING-CANOEING PARK ROWING
 顺义奥林匹克水上公园
 PO DE SHUNYI

WOMEN'S SINGLE SCULLS
 女子单人双桨 / UN DE COUPLE - FEMMES

FINAL B
 决赛 B / FINALE B



1
 (Event)

RESULTS
 成绩单 / RÉSULTATS
 FRI 15 AUG 2008

**W1x
 FB
 Race 104**

World Best Time: **BUL** NEYKOVA Rummyana Seville (ESP) 2002 **7:07.71**

Rank	Lane	NOC Code	Name	500m	1000m	1500m	2000m	Qual. Code
1	1	SWE	(b) SVENSSON Frida	1:51.91 (2) 0.72	3:49.99 (2) 1:58.08 (3) 0.90	5:50.34 (2) 2:00.35 (2) 0.55	7:48.19 1:57.85 (2)	
2	4	ITA	(b) BASCELLI Gabriella	1:52.98 (4) 1.79	3:52.35 (4) 1:59.37 (4) 3.26	5:51.48 (4) 1:59.13 (1) 1.69	7:48.91 1:57.43 (1) 0.72	
3	3	NZL	(b) TWIGG Emma	1:51.19 (1)	3:49.09 (1) 1:57.90 (2)	5:49.79 (1) 2:00.70 (3)	7:51.63 2:01.84 (4) 3.44	
4	2	AUS	(b) SAVAGE Pippa	1:53.88 (6) 2.69	3:54.54 (5) 2:00.66 (5) 5.45	5:55.36 (5) 2:00.82 (5) 5.57	7:53.43 1:58.07 (3) 5.24	
5	5	SRB	(b) OBRADOVIC Iva	1:52.51 (3) 1.32	3:50.31 (3) 1:57.80 (1) 1.22	5:51.02 (3) 2:00.71 (4) 1.23	7:53.83 2:02.81 (5) 5.64	
6	6	FRA	(b) BALMARY Sophie	1:53.48 (5) 2.29	3:55.08 (6) 2:01.60 (6) 5.99	5:55.94 (6) 2:00.86 (6) 6.15	7:58.88 2:02.94 (6) 10.69	

Note: Boats not moving on to the next round of races shall be ranked last in the overall event placing.

Legend:

(b)	bow						
Q	Quarterfinal	H	Heat	R	Repechage	S	Semifinal
F	Final						



SY ROWING-CANOEING PARK ROWING
 顺义奥林匹克水上公园
 PO DE SHUNYI

WOMEN'S SINGLE SCULLS
 女子单人双桨 / UN DE COUPLE - FEMMES

FINAL A
 决赛 A / FINALE A



1
 (Event)

RESULTS
 成绩单 / RÉSULTATS
 SAT 16 AUG 2008

W1x
FA
Race 120

World Best Time: **BUL** NEYKOVA Romyana Seville (ESP) 2002 **7:07.71**

Rank	Lane	NOC Code	Name	500m	1000m	1500m	2000m	Qual. Code
1	5	BUL	(b) NEYKOVA Romyana	1:48.80 (2) 1.93	3:39.77 (2) 1:50.97 (1) 1.28	5:31.27 (1) 1:51.50 (2)	7:22.34 1:51.07 (4)	
2	2	USA	(b) GUERETTE Michelle	1:49.62 (4) 2.75	3:42.99 (5) 1:53.37 (6) 4.50	5:33.70 (3) 1:50.71 (1) 2.43	7:22.78 1:49.08 (1) 0.44	
3	4	BLR	(b) KARSTEN Ekaterina	1:49.09 (3) 2.22	3:40.73 (3) 1:51.64 (4) 2.24	5:33.05 (2) 1:52.32 (3) 1.78	7:23.98 1:50.93 (3) 1.64	
4	3	CHN	(b) ZHANG Xiuyun	1:50.44 (5) 3.57	3:41.99 (4) 1:51.55 (2) 3.50	5:35.44 (5) 1:53.45 (4) 4.17	7:25.48 1:50.04 (2) 3.14	
5	1	CZE	(b) KNAPKOVA Miroslava	1:46.87 (1)	3:38.49 (1) 1:51.62 (3)	5:33.92 (4) 1:55.43 (5) 2.65	7:35.52 2:01.60 (6) 13.18	
6	6	POL	(b) MICHALSKA Julia	1:53.62 (6) 6.75	3:46.94 (6) 1:53.32 (5) 8.45	5:45.23 (6) 1:58.29 (6) 13.96	7:43.44 1:58.21 (5) 21.10	

Note: Boats not moving on to the next round of races shall be ranked last in the overall event placing.

Legend:

(b)	bow						
Q	Quarterfinal	H	Heat	R	Repechage	S	Semifinal
F	Final						



1
(Event)

RESULTS SUMMARY BY EVENT
 按项目的比赛成绩总览表 / RÉSUMÉ DES RÉSULTATS PAR ÉPREUVE

W1x

As of 16 AUG 2008

Race	Date	Round	Rank						Qualification Rules
			1	2	3	4	5	6	
Heats									
1	09 AUG 2008	1	CHN 7:38.16	POL 7:41.16	FRA 7:47.37	ARG 7:58.60	CHI 8:04.08		1-3->Q, 4..->Q OR FE
2	09 AUG 2008	2	NZL 7:45.18	SRB 7:49.13	ESP 7:58.03	BRA 8:08.84	HKG 8:23.02		1-3->Q, 4..->Q OR FE
3	09 AUG 2008	3	BLR 7:40.03	USA 7:49.14	KOR 8:17.40	KAZ 8:28.24			1-3->Q, 4..->Q OR FE
4	09 AUG 2008	4	BUL 7:56.07	CUB 8:07.22	RSA 8:20.27	MYA 8:42.24			1-3->Q, 4..->Q OR FE
5	09 AUG 2008	5	ITA 7:43.67	AUS 7:57.95	ESA 8:32.06	IRI 9:02.12			1-3->Q, 4..->Q OR FE
6	09 AUG 2008	6	CZE 7:51.56	SWE 7:56.39	ZIM 8:35.53	EGY 8:46.96			1-3->Q, 4..->Q OR FE
Quarterfinals									
45	11 AUG 2008	1	USA 7:28.91	POL 7:31.90	ITA 7:36.68	ESP 7:49.60	KAZ 8:15.88	ZIM 8:20.84	1-3->SA/B, 4..->SC/D
46	11 AUG 2008	2	CZE 7:30.33	FRA 7:37.01	SRB 7:39.16	CUB 7:45.75	ESA 8:11.79	MYA 8:17.76	1-3->SA/B, 4..->SC/D
47	11 AUG 2008	3	BUL 7:22.37	CHN 7:23.30	AUS 7:34.03	CHI 7:51.52	BRA 7:52.65	KOR 7:58.71	1-3->SA/B, 4..->SC/D
48	11 AUG 2008	4	BLR 7:25.74	SWE 7:29.29	NZL 7:34.24	RSA 7:44.14	ARG 7:46.45	HKG 8:04.68	1-3->SA/B, 4..->SC/D
Semifinals									
71	13 AUG 2008	C/D 1	CUB 8:02.10	ESP 8:03.61	ARG 8:09.61	BRA 8:13.01	KOR 8:23.62	ZIM 8:34.27	1-3->FC, 4-5->FD, 6..->FE
72	13 AUG 2008	C/D 2	RSA 7:59.67	CHI 8:13.67	KAZ 8:16.95	ESA 8:22.35	MYA 8:24.23	HKG 8:30.80	1-3->FC, 4-5->FD, 6..->FE
75	13 AUG 2008	A/B 1	CHN 7:31.33	USA 7:35.69	CZE 7:38.14	ITA 7:42.10	AUS 7:43.98	SWE 7:46.38	1-3->FA, 4..->FB
76	13 AUG 2008	A/B 2	BLR 7:32.86	BUL 7:33.29	POL 7:38.04	NZL 7:38.09	SRB 7:52.39	FRA 7:56.73	1-3->FA, 4..->FB
Finals									
88	15 AUG 2008	E	HKG 7:56.07	EGY 8:07.10	ZIM 8:09.94	IRI 8:18.20			
90	15 AUG 2008	D	BRA 7:43.04	KOR 7:48.31	MYA 8:00.05	ESA 8:02.91			
92	15 AUG 2008	C	RSA 7:35.06	ESP 7:36.12	CUB 7:42.68	ARG 7:45.21	CHI 7:48.35	KAZ 8:16.09	
104	15 AUG 2008	B	SWE 7:48.19	ITA 7:48.91	NZL 7:51.63	AUS 7:53.43	SRB 7:53.83	FRA 7:58.88	
120	16 AUG 2008	A	BUL 7:22.34	USA 7:22.78	BLR 7:23.98	CHN 7:25.48	CZE 7:35.52	POL 7:43.44	



1
(Event)

RESULTS SUMMARY BY EVENT
 按项目的比赛成绩总览表 / RÉSUMÉ DES RÉSULTATS PAR ÉPREUVE

W1x

As of 16 AUG 2008

Participating Crew

ARG (b)BEST PALAZZOLO Maria Gabriela	AUS (b)SAVAGE Pippa	BLR (b)KARSTEN Ekaterina	BRA (b)BELTRAME Fabiana	BUL (b)NEYKOVA Romyana
CHI (b)JADUE Soraya	CHN (b)ZHANG Xiuyun	CUB (b)GONZALEZ Maira	CZE (b)KNAPKOVA Miroslava	EGY (b)AHMED Heba
ESA (b)VARGAS Camila	ESP (b)DOMINGUEZ Nuria	FRA (b)BALMARY Sophie	HKG (b)LEE Ka Man	IRI (b)HOSSEINI Homa
ITA (b)BASCELLI Gabriella	KAZ (b)DUDCHENKO Inga	KOR (b)SHIN Yeongeun	MYA (b)SHWE ZIN LATT	NZL (b)TWIGG Emma
POL (b)MICHALSKA Julia	RSA (b)GEYSER Rika	SRB (b)OBRADOVIC Iva	SWE (b)SVENSSON Frida	USA (b)GUERETTE Michelle
ZIM (b)HILL Elana				

Note: Names of crew are as entered in their last race. Boats not moving on to the next round of races shall be ranked last in the overall event placing.

Legend:

(b)	bow						
Q	Quarterfinal	H	Heat	R	Repechage	S	Semifinal
F	Final						



SY ROWING-CANOEING PARK ROWING
 顺义奥林匹克水上公园
 PO DE SHUNYI

赛艇 / AVIRON
MEN'S SINGLE SCULLS
 男子单人双桨 / UN DE COUPLE - HOMMES



HEAT 1
 预赛 第1组 / ELIMINATOIRE 1

2
 (Event)

RESULTS
 成绩单 / RÉSULTATS
 SAT 9 AUG 2008

**M1x
 H1
 Race 7**

World Best Time: **NZL** DRYSDALE Mahe Eton (GBR) 2006 **6:35.40**

Rank	Lane	NOC Code	Name	500m	1000m	1500m	2000m	Qual. Code
1	3	BEL	(b) MAEYENS Tim	1:43.38 (1)	3:34.08 (1) 1:50.70 (1)	5:25.34 (1) 1:51.26 (1)	7:16.60 1:51.26 (1)	Q
2	4	SUI	(b) VONARBURG Andre	1:44.11 (2) 0.73	3:36.86 (3) 2.78	5:29.15 (2) 3.81	7:26.21 9.61	Q
3	1	GRE	(b) CHRISTOU Ioannis	1:44.37 (3) 0.99	3:36.59 (2) 2.51	5:31.00 (3) 5.66	7:29.86 13.26	Q
4	2	ARG	(b) FERNANDEZ Santiago	1:44.67 (4) 1.29	3:38.54 (4) 4.46	5:38.72 (4) 13.38	7:38.87 22.27	Q
5	6	IRI	(b) SHADI NAGHDEH Mohsen	1:51.78 (6) 8.40	3:51.07 (5) 16.99	5:48.14 (5) 22.80	7:48.24 31.64	SE/F
6	5	KEN	(b) MWANGE Matthew Lidaywa	1:50.63 (5) 7.25	3:55.11 (6) 2:04.48 (6)	6:05.05 (6) 2:09.94 (6)	8:16.09 2:11.04 (6)	SE/F

Qualification Rules: **1-4 to Quarterfinal, Remainder to Semifinal E/F (1-4->Q, 5..->SE/F)**

Note: Boats not moving on to the next round of races shall be ranked last in the overall event placing.

Legend:

(b)	bow						
Q	Quarterfinal	H	Heat	R	Repechage	S	Semifinal
F	Final						



SY ROWING-CANOEING PARK ROWING
 顺义奥林匹克水上公园
 PO DE SHUNYI

MEN'S SINGLE SCULLS
 男子单人双桨 / UN DE COUPLE - HOMMES

HEAT 2
 预赛 第2组 / ELIMINATOIRE 2



2
(Event)

RESULTS
 成绩单 / RÉSULTATS
 SAT 9 AUG 2008

CORRECTED

**M1x
H2
Race 8**

World Best Time: **NZL** DRYSDALE Mahe Eton (GBR) 2006 **6:35.40**

Rank	Lane	NOC Code	Name	500m	1000m	1500m	2000m	Qual. Code
1	4	NZL	(b) DRYSDALE Mahe	1:46.88 (1)	3:38.05 (1) 1:51.17 (1)	5:33.07 (1) 1:55.02 (1)	7:28.80 1:55.73 (1)	Q
2	1	BRA	(b) NOCETTI Anderson	1:48.68 (4) 1.80	3:41.12 (2) 3.07	5:38.27 (2) 5.20	7:35.52 6.72	Q
3	6	CHI	(b) VASQUEZ Oscar	1:48.12 (2) 1.24	3:42.34 (4) 4.29	5:38.90 (3) 5.83	7:39.58 10.78	Q
4	3	EST	(b) JAMSA Andrei	1:48.37 (3) 1.49	3:41.37 (3) 3.32	5:40.93 (4) 7.86	7:48.24 19.44	Q
5	5	VEN	(b) HERNANDEZ Dhison Alexander	1:49.68 (5) 2.80	3:48.41 (5) 10.36	5:51.71 (5) 18.64	7:54.52 25.72	SE/F
	2	CHN	(b) ZHANG Liang					DNS

Qualification Rules: **1-4 to Quarterfinal, Remainder to Semifinal E/F (1-4->Q, 5..->SE/F)**

Finish times corrected according to the photo finish

Note: Boats not moving on to the next round of races shall be ranked last in the overall event placing.

Legend:

DNS	Did not start						
(b)	bow						
Q	Quarterfinal	H	Heat	R	Repechage	S	Semifinal
F	Final						



SY ROWING-CANOEING PARK ROWING
 顺义奥林匹克水上公园
 PO DE SHUNYI

MEN'S SINGLE SCULLS
 男子单人双桨 / UN DE COUPLE - HOMMES

HEAT 3
 预赛 第3组 / ELIMINATOIRE 3



2
(Event)

RESULTS
 成绩单 / RÉSULTATS
 SAT 9 AUG 2008

**M1x
 H3
 Race 9**

World Best Time: **NZL** DRYSDALE Mahe Eton (GBR) 2006 **6:35.40**

Rank	Lane	NOC Code	Name	500m	1000m	1500m	2000m	Qual. Code
1	3	SWE	(b) KARONEN Lassi	1:43.61 (2) 0.25	3:31.62 (1) 1:48.01 (1)	5:20.58 (1) 1:48.96 (1)	7:14.64 1:54.06 (1)	Q
2	4	GER	(b) HACKER Marcel	1:43.36 (1)	3:34.71 (2) 1:51.35 (2) 3.09	5:27.39 (2) 1:52.68 (2) 6.81	7:26.71 1:59.32 (2) 12.07	Q
3	5	HKG	(b) LAW Hiu Fung	1:48.96 (4) 5.60	3:44.01 (3) 1:55.05 (3) 12.39	5:41.64 (3) 1:57.63 (3) 21.06	7:45.96 2:04.32 (3) 31.32	Q
4	6	URU	(b) SALVAGNO Leandro	1:47.98 (3) 4.62	3:44.82 (4) 1:56.84 (4) 13.20	5:44.27 (4) 1:59.45 (4) 23.69	7:52.53 2:08.26 (5) 37.89	Q
5	1	CMR	(b) ETIA NDOUMBE Paul	1:49.88 (5) 6.52	3:49.40 (5) 1:59.52 (5) 17.78	5:51.57 (5) 2:02.17 (5) 30.99	7:59.26 2:07.69 (4) 44.62	SE/F
6	2	HON	(b) BERNARDEZ AVILA Norberto	1:57.84 (6) 14.48	4:18.65 (6) 2:20.81 (6) 47.03	6:39.16 (6) 2:20.51 (6) 1:18.58	9:01.27 2:22.11 (6) 1:46.63	SE/F

Qualification Rules: **1-4 to Quarterfinal, Remainder to Semifinal E/F (1-4->Q, 5..->SE/F)**

Note: Boats not moving on to the next round of races shall be ranked last in the overall event placing.

Legend:

(b)	bow						
Q	Quarterfinal	H	Heat	R	Repechage	S	Semifinal
F	Final						



SY ROWING-CANOEING PARK ROWING
 顺义奥林匹克水上公园
 PO DE SHUNYI

赛艇 / AVIRON
MEN'S SINGLE SCULLS
 男子单人双桨 / UN DE COUPLE - HOMMES



HEAT 4
 预赛 第4组 / ELIMINATOIRE 4

2
 (Event)

RESULTS
 成绩单 / RÉSULTATS
 SAT 9 AUG 2008

**M1x
 H4
 Race 10**

World Best Time: **NZL** DRYSDALE Mahe Eton (GBR) 2006 **6:35.40**

Rank	Lane	NOC Code	Name	500m	1000m	1500m	2000m	Qual. Code
1	4	CZE	(b) SYNEK Ondrej	1:42.61 (1)	3:34.06 (1) 1:51.45 (1)	5:28.00 (1) 1:53.94 (1)	7:23.94 1:55.94 (2)	Q
2	3	LTU	(b) GRISKONIS Mindaugas	1:46.82 (3) 4.21	3:39.22 (2) 5.16	5:33.47 (2) 5.47	7:28.05 1:54.58 (1) 4.11	Q
3	2	IND	(b) TAKHAR Bajranglal	1:46.60 (2) 3.99	3:47.70 (3) 13.64	5:42.09 (3) 14.09	7:39.91 1:57.82 (3) 15.97	Q
4	5	MON	(b) RAYMOND Mathias	1:50.63 (5) 8.02	3:48.39 (5) 14.33	5:47.47 (4) 19.47	7:51.69 2:04.22 (4) 27.75	Q
5	1	ALG	(b) DRIES Chaouki	1:47.97 (4) 5.36	3:47.99 (4) 13.93	5:53.41 (5) 25.41	7:57.65 2:04.24 (5) 33.71	SE/F

Qualification Rules: **1-4 to Quarterfinal, Remainder to Semifinal E/F (1-4->Q, 5...->SE/F)**

Note: Boats not moving on to the next round of races shall be ranked last in the overall event placing.

Legend:

(b)	bow						
Q	Quarterfinal	H	Heat	R	Repechage	S	Semifinal
F	Final						



SY ROWING-CANOEING PARK ROWING
 顺义奥林匹克水上公园
 PO DE SHUNYI

MEN'S SINGLE SCULLS
 男子单人双桨 / UN DE COUPLE - HOMMES

HEAT 5
 预赛 第5组 / ELIMINATOIRE 5



2
(Event)

RESULTS
 成绩单 / RÉSULTATS
 SAT 9 AUG 2008

**M1x
 H5
 Race 11**

World Best Time: **NZL** DRYSDALE Mahe Eton (GBR) 2006 **6:35.40**

Rank	Lane	NOC Code	Name	500m	1000m	1500m	2000m	Qual. Code
1	4	GBR	(b) CAMPBELL Alan	1:44.76 (2) 0.22	3:36.00 (1) 1:51.24 (3)	5:26.00 (2) 1:50.00 (2) 0.19	7:14.98 1:48.98 (1)	Q
2	1	AUS	(b) HARDCASTLE Peter	1:45.82 (4) 1.28	3:36.86 (4) 1:51.04 (2) 0.86	5:25.81 (1) 1:48.95 (1)	7:17.74 1:51.93 (2) 2.76	Q
3	2	MEX	(b) LOLIGER Patrick	1:45.23 (3) 0.69	3:36.20 (2) 1:50.97 (1) 0.20	5:28.36 (3) 1:52.16 (3) 2.55	7:22.55 1:54.19 (3) 7.57	Q
4	3	USA	(b) JURKOWSKI Ken	1:44.54 (1) 0.60	3:36.60 (3) 1:52.06 (4) 0.60	5:30.37 (4) 1:53.77 (4) 4.56	7:25.13 1:54.76 (4) 10.15	Q
5	5	UZB	(b) NAURZALIYEV Ruslan	1:50.23 (5) 5.69	3:50.28 (5) 2:00.05 (5) 14.28	5:53.00 (5) 2:02.72 (5) 27.19	7:58.43 2:05.43 (5) 43.45	SE/F

Qualification Rules: **1-4 to Quarterfinal, Remainder to Semifinal E/F (1-4->Q, 5...->SE/F)**

Note: Boats not moving on to the next round of races shall be ranked last in the overall event placing.

Legend:

(b)	bow						
Q	Quarterfinal	H	Heat	R	Repechage	S	Semifinal
F	Final						



SY ROWING-CANOEING PARK ROWING
 顺义奥林匹克水上公园
 PO DE SHUNYI

MEN'S SINGLE SCULLS
 男子单人双桨 / UN DE COUPLE - HOMMES

HEAT 6
 预赛 第6组 / ELIMINATOIRE 6



2
(Event)

RESULTS
 成绩单 / RÉSULTATS
 SAT 9 AUG 2008

**M1x
 H6
 Race 12**

World Best Time: **NZL** DRYSDALE Mahe Eton (GBR) 2006 **6:35.40**

Rank	Lane	NOC Code	Name	500m	1000m	1500m	2000m	Qual. Code
1	3	NOR	(b) TUFTE Olaf	1:45.13 (1)	3:33.57 (1) 1:48.44 (1)	5:25.68 (1) 1:52.11 (1)	7:20.20 1:54.52 (1)	Q
2	4	NED	(b) HAMBURGER Sjoerd	1:45.68 (2) 0.55	3:36.05 (2) 1:50.37 (2) 2.48	5:31.05 (2) 1:55.00 (2) 5.37	7:27.05 1:56.00 (2) 6.85	Q
3	1	EGY	(b) IBRAHIM Aly	1:47.67 (4) 2.54	3:41.46 (3) 1:53.79 (3) 7.89	5:42.00 (3) 2:00.54 (4) 16.32	7:43.70 2:01.70 (4) 23.50	Q
4	5	TPE	(b) WANG Ming-Hui	1:54.01 (5) 8.88	3:49.81 (5) 1:55.80 (4) 16.24	5:48.43 (4) 1:58.62 (3) 22.75	7:46.83 1:58.40 (3) 26.63	Q
5	2	COL	(b) IDEUS Rodrigo	1:47.04 (3) 1.91	3:45.20 (4) 1:58.16 (5) 11.63	5:49.70 (5) 2:04.50 (5) 24.02	7:56.85 2:07.15 (5) 36.65	SE/F

Qualification Rules: **1-4 to Quarterfinal, Remainder to Semifinal E/F (1-4->Q, 5...->SE/F)**

Note: Boats not moving on to the next round of races shall be ranked last in the overall event placing.

Legend:

(b)	bow						
Q	Quarterfinal	H	Heat	R	Repechage	S	Semifinal
F	Final						



SY ROWING-CANOEING PARK ROWING
 顺义奥林匹克水上公园
 PO DE SHUNYI

MEN'S SINGLE SCULLS
 男子单人双桨 / UN DE COUPLE - HOMMES



QUARTERFINAL 1
 1/4决赛 第1组 / QUARTS DE FINALE 1

2
 (Event)

RESULTS
 成绩单 / RÉSULTATS
 MON 11 AUG 2008

M1x
Q1
Race 49

World Best Time: **NZL** DRYSDALE Mahe Eton (GBR) 2006 **6:35.40**

Rank	Lane	NOC Code	Name	500m	1000m	1500m	2000m	Qual. Code
1	5	GER	(b) HACKER Marcel	1:39.74 (3) 0.98	3:23.58 (2) 1:43.84 (2) 0.73	5:06.43 (1) 1:42.85 (1)	6:48.85 1:42.42 (2)	SA/B
2	4	GBR	(b) CAMPBELL Alan	1:38.76 (1)	3:25.13 (3) 1:46.37 (3) 2.28	5:10.49 (3) 1:45.36 (2) 4.06	6:52.74 1:42.25 (1) 3.89	SA/B
3	3	SUI	(b) VONARBURG Andre	1:39.49 (2) 0.73	3:22.85 (1) 1:43.36 (1)	5:09.17 (2) 1:46.32 (3) 2.74	7:02.29 1:53.12 (5) 13.44	SA/B
4	2	CHI	(b) VASQUEZ Oscar	1:41.68 (4) 2.92	3:28.84 (4) 1:47.16 (4) 5.99	5:16.63 (4) 1:47.79 (4) 10.20	7:06.61 1:49.98 (4) 17.76	SC/D
5	1	MON	(b) RAYMOND Mathias	1:43.27 (5) 4.51	3:33.16 (5) 1:49.89 (5) 10.31	5:21.85 (5) 1:48.69 (5) 15.42	7:11.66 1:49.81 (3) 22.81	SC/D
6	6	EGY	(b) IBRAHIM Aly	1:43.53 (6) 4.77	3:35.43 (6) 1:51.90 (6) 12.58	5:28.45 (6) 1:53.02 (6) 22.02	7:24.77 1:56.32 (6) 35.92	SC/D

Qualification Rules: **1-3 to Semifinal A/B, Remainder to Semifinal C/D (1-3->SA/B, 4..->SC/D)**

Note: Boats not moving on to the next round of races shall be ranked last in the overall event placing.

Legend:

(b)	bow						
Q	Quarterfinal	H	Heat	R	Repechage	S	Semifinal
F	Final						



2
 (Event)

RESULTS
 成绩单 / RÉSULTATS
 MON 11 AUG 2008

M1x
 Q2
 Race 50

World Best Time: NZL DRYSDALE Mahe Eton (GBR) 2006 6:35.40

Rank	Lane	NOC Code	Name	500m	1000m	1500m	2000m	Qual. Code
1	3	NOR	(b) TUFTE Olaf	1:39.88 (2) 1.11	3:24.55 (1) 1:44.67 (1)	5:09.83 (1) 1:45.28 (1)	6:53.59 1:43.76 (2)	SA/B
2	4	LTU	(b) GRISKONIS Mindaugas	1:40.67 (5) 1.90	3:26.49 (3) 1:45.82 (3)	5:12.19 (3) 1:45.70 (2)	6:54.47 1:42.28 (1)	SA/B
3	1	GRE	(b) CHRISTOU Ioannis	1:40.39 (4) 1.62	3:25.78 (2) 1:45.39 (2)	5:11.83 (2) 1:46.05 (3)	6:58.28 1:46.45 (3)	SA/B
4	5	MEX	(b) LOLIGER Patrick	1:43.65 (6) 4.88	3:30.78 (6) 1:47.13 (4)	5:17.24 (4) 1:46.46 (4)	7:04.30 1:47.06 (4)	SC/D
5	2	BRA	(b) NOCETTI Anderson	1:40.19 (3) 1.42	3:27.85 (4) 1:47.66 (5)	5:18.19 (5) 1:50.34 (5)	7:23.68 2:05.49 (6)	SC/D
6	6	URU	(b) SALVAGNO Leandro	1:38.77 (1) 3.73	3:28.28 (5) 1:49.51 (6)	5:28.31 (6) 2:00.03 (6)	7:26.85 1:58.54 (5)	SC/D

Qualification Rules: 1-3 to Semifinal A/B, Remainder to Semifinal C/D (1-3->SA/B, 4..->SC/D)

Note: Boats not moving on to the next round of races shall be ranked last in the overall event placing.

Legend:

(b)	bow						
Q	Quarterfinal	H	Heat	R	Repechage	S	Semifinal
F	Final						



SY ROWING-CANOEING PARK ROWING
 顺义奥林匹克水上公园
 PO DE SHUNYI

MEN'S SINGLE SCULLS
 男子单人双桨 / UN DE COUPLE - HOMMES



QUARTERFINAL 3
 1/4决赛 第3组 / QUARTS DE FINALE 3

2
(Event)

RESULTS
 成绩单 / RÉSULTATS
 MON 11 AUG 2008

M1x
Q3
Race 51

World Best Time: **NZL** DRYSDALE Mahe Eton (GBR) 2006 **6:35.40**

Rank	Lane	NOC Code	Name	500m	1000m	1500m	2000m	Qual. Code
1	3	CZE	(b) SYNEK Ondrej	1:39.03 (1)	3:22.86 (1) 1:43.83 (1)	5:06.21 (1) 1:43.35 (1)	6:50.23 1:44.02 (2)	SA/B
2	4	BEL	(b) MAEYENS Tim	1:39.27 (2)	3:23.40 (2) 1:44.13 (2)	5:09.33 (2) 1:45.93 (3)	6:52.70 1:43.37 (1)	SA/B
				0.24	0.54	3.12	2.47	
3	2	AUS	(b) HARDCASTLE Peter	1:40.74 (4)	3:27.17 (3) 1:46.43 (3)	5:15.00 (3) 1:47.83 (4)	7:00.09 1:45.09 (3)	SA/B
				1.71	4.31	8.79	9.86	
4	6	EST	(b) JAMSA Andrei	1:44.79 (5)	3:33.24 (4) 1:48.45 (4)	5:17.98 (4) 1:44.74 (2)	7:05.48 1:47.50 (4)	SC/D
				5.76	10.38	11.77	15.25	
5	1	TPE	(b) WANG Ming-Hui	1:45.89 (6)	3:36.60 (6) 1:50.71 (5)	5:26.94 (5) 1:50.34 (5)	7:17.08 1:50.14 (5)	SC/D
				6.86	13.74	20.73	26.85	
6	5	HKG	(b) LAW Hiu Fung	1:40.44 (3)	3:34.09 (5) 1:53.65 (6)	5:30.44 (6) 1:56.35 (6)	7:29.21 1:58.77 (6)	SC/D
				1.41	11.23	24.23	38.98	

Qualification Rules: **1-3 to Semifinal A/B, Remainder to Semifinal C/D (1-3->SA/B, 4..->SC/D)**

Note: Boats not moving on to the next round of races shall be ranked last in the overall event placing.

Legend:

(b)	bow						
Q	Quarterfinal	H	Heat	R	Repechage	S	Semifinal
F	Final						



SY ROWING-CANOEING PARK ROWING
 顺义奥林匹克水上公园
 PO DE SHUNYI

MEN'S SINGLE SCULLS
 男子单人双桨 / UN DE COUPLE - HOMMES

QUARTERFINAL 4
 1/4决赛 第4组 / QUARTS DE FINALE 4



2
(Event)

RESULTS
 成绩单 / RÉSULTATS
 MON 11 AUG 2008

M1x
Q4
Race 52

World Best Time: **NZL** DRYSDALE Mahe Eton (GBR) 2006 **6:35.40**

Rank	Lane	NOC Code	Name	500m	1000m	1500m	2000m	Qual. Code
1	3	NZL	(b) DRYSDALE Mahe	1:40.76 (3) 1.40	3:25.15 (2) 1:44.39 (1) 0.97	5:08.58 (1) 1:43.43 (1)	6:50.18 1:41.60 (3)	SA/B
2	4	SWE	(b) KARONEN Lassi	1:40.53 (2) 1.17	3:25.47 (3) 1:44.94 (3) 1.29	5:09.24 (2) 1:43.77 (2) 0.66	6:50.40 1:41.16 (2) 0.22	SA/B
3	6	USA	(b) JURKOWSKI Ken	1:41.08 (4) 1.72	3:27.23 (4) 1:46.15 (4) 3.05	5:12.79 (4) 1:45.56 (3) 4.21	6:53.26 1:40.47 (1) 3.08	SA/B
4	5	NED	(b) HAMBURGER Sjoerd	1:39.36 (1)	3:24.18 (1) 1:44.82 (2)	5:10.67 (3) 1:46.49 (4) 2.09	6:57.24 1:46.57 (4) 7.06	SC/D
5	2	IND	(b) TAKHAR Bajranglal	1:42.00 (5) 2.64	3:32.20 (5) 1:50.20 (5) 8.02	5:25.74 (5) 1:53.54 (5) 17.16	7:19.01 1:53.27 (5) 28.83	SC/D
6	1	ARG	(b) FERNANDEZ Santiago	1:43.80 (6) 4.44	3:37.14 (6) 1:53.34 (6) 12.96	5:33.08 (6) 1:55.94 (6) 24.50	7:27.60 1:54.52 (6) 37.42	SC/D

Qualification Rules: **1-3 to Semifinal A/B, Remainder to Semifinal C/D (1-3->SA/B, 4..->SC/D)**

Note: Boats not moving on to the next round of races shall be ranked last in the overall event placing.

Legend:

(b)	bow						
Q	Quarterfinal	H	Heat	R	Repechage	S	Semifinal
F	Final						



2
(Event)

RESULTS
 成绩单 / RÉSULTATS
 WED 13 AUG 2008

M1x
SC/D 1
Race 73

World Best Time: **NZL** DRYSDALE Mahe Eton (GBR) 2006 **6:35.40**

Rank	Lane	NOC Code	Name	500m	1000m	1500m	2000m	Qual. Code
1	4	MEX	(b) LOLIGER Patrick	1:42.82 (1)	3:32.89 (1) 1:50.07 (1)	5:26.61 (2) 1:53.72 (5) 0.93	7:15.53 1:48.92 (1)	FC
2	3	CHI	(b) VASQUEZ Oscar	1:44.49 (2) 1.67	3:34.66 (2) 1:50.17 (2) 1.77	5:25.68 (1) 1:51.02 (1)	7:17.17 1:51.49 (2) 1.64	FC
3	1	EGY	(b) IBRAHIM Aly	1:45.36 (3) 2.54	3:36.79 (3) 1:51.43 (4) 3.90	5:27.90 (3) 1:51.11 (2) 2.22	7:20.73 1:52.83 (4) 5.20	FC
4	5	IND	(b) TAKHAR Bajranglal	1:46.35 (4) 3.53	3:37.85 (4) 1:51.50 (5) 4.96	5:29.78 (4) 1:51.93 (4) 4.10	7:23.00 1:53.22 (5) 7.47	FD
5	2	TPE	(b) WANG Ming-Hui	1:49.06 (6) 6.24	3:39.66 (5) 1:50.60 (3) 6.77	5:30.97 (5) 1:51.31 (3) 5.29	7:23.75 1:52.78 (3) 8.22	FD
6	6	HKG	(b) LAW Hiu Fung	1:48.10 (5) 5.28	3:40.36 (6) 1:52.26 (6) 7.47	5:34.51 (6) 1:54.15 (6) 8.83	7:32.61 1:58.10 (6) 17.08	FD

Qualification Rules: **1-3 to Final C, Remainder to Final D (1-3->FC, 4..->FD)**

Note: Boats not moving on to the next round of races shall be ranked last in the overall event placing.

Legend:

(b)	bow						
Q	Quarterfinal	H	Heat	R	Repechage	S	Semifinal
F	Final						



SY ROWING-CANOEING PARK ROWING
 顺义奥林匹克水上公园
 PO DE SHUNYI

MEN'S SINGLE SCULLS
 男子单人双桨 / UN DE COUPLE - HOMMES

SEMIFINAL C/D 2
 半决赛 C/D 第2组 / DEMI-FINALE C/D 2



2
(Event)

RESULTS
 成绩单 / RÉSULTATS
 WED 13 AUG 2008

CORRECTED **M1x**
SC/D 2
Race 74

World Best Time: **NZL** DRYSDALE Mahe Eton (GBR) 2006 **6:35.40**

Rank	Lane	NOC Code	Name	500m	1000m	1500m	2000m	Qual. Code
1	3	NED	(b) HAMBURGER Sjoerd	1:44.98 (1)	3:36.01 (1) 1:51.03 (3)	5:24.92 (2) 1:48.91 (2) 0.80	7:10.06 1:45.14 (1)	FC
2	4	EST	(b) JAMSA Andrei	1:46.10 (2) 1.12	3:36.39 (2) 1:50.29 (1) 0.38	5:24.12 (1) 1:47.73 (1)	7:16.38 1:52.26 (3) 6.32	FC
3	2	BRA	(b) NOCETTI Anderson	1:46.37 (3) 1.39	3:37.03 (3) 1:50.66 (2) 1.02	5:27.83 (3) 1:50.80 (3) 3.71	7:18.78 1:50.95 (2) 8.72	FC
4	6	URU	(b) SALVAGNO Leandro	1:46.67 (4) 1.69	3:38.28 (4) 1:51.61 (4) 2.27	5:31.90 (4) 1:53.62 (4) 7.78	7:32.83 2:00.93 (5) 22.77	FD
5	5	MON	(b) RAYMOND Mathias	1:47.60 (5) 2.62	3:44.05 (5) 1:56.45 (5) 8.04	5:40.18 (5) 1:56.13 (5) 16.06	7:33.06 1:52.88 (4) 23.00	FD
	1	ARG	(b) FERNANDEZ Santiago					DNS

Qualification Rules: **1-3 to Final C, Remainder to Final D (1-3->FC, 4..->FD)**

Corrected results with DNS for ARG

Note: Boats not moving on to the next round of races shall be ranked last in the overall event placing.

Legend:

DNS	Did not start						
(b)	bow						
Q	Quarterfinal	H	Heat	R	Repechage	S	Semifinal
F	Final						



SY ROWING-CANOEING PARK ROWING
 顺义奥林匹克水上公园
 PO DE SHUNYI

MEN'S SINGLE SCULLS
 男子单人双桨 / UN DE COUPLE - HOMMES

SEMIFINAL A/B 1
 半决赛 A/B 第1组 / DEMI-FINALE A/B 1



2
(Event)

RESULTS
 成绩单 / RÉSULTATS
 WED 13 AUG 2008

M1x
SA/B 1
Race 77

World Best Time: **NZL** DRYSDALE Mahe Eton (GBR) 2006 **6:35.40**

Rank	Lane	NOC Code	Name	500m	1000m	1500m	2000m	Qual. Code
1	5	SWE	(b) KARONEN Lassi	1:41.65 (4) 1.24	3:28.02 (1) 1:46.37 (1)	5:13.65 (1) 1:45.63 (2)	6:57.28 1:43.63 (2)	FA
2	4	NOR	(b) TUFTE Olaf	1:42.95 (6) 2.54	3:29.33 (5) 1:46.38 (2)	5:15.42 (4) 1:46.09 (3)	6:58.23 1:42.81 (1)	FA
3	2	BEL	(b) MAEYENS Tim	1:41.38 (3) 0.97	3:28.34 (2) 1:46.96 (3)	5:13.89 (2) 1:45.55 (1)	6:59.65 1:45.76 (3)	FA
4	3	GER	(b) HACKER Marcel	1:41.12 (2) 0.71	3:28.72 (3) 1:47.60 (5)	5:15.02 (3) 1:46.30 (4)	7:03.05 1:48.03 (4)	FB
5	1	SUI	(b) VONARBURG Andre	1:41.95 (5) 1.54	3:29.06 (4) 1:47.11 (4)	5:17.28 (5) 1:48.22 (5)	7:14.64 1:57.36 (5)	FB
6	6	AUS	(b) HARDCASTLE Peter	1:40.41 (1) 5.67	3:33.69 (6) 1:53.28 (6)	5:32.52 (6) 1:58.83 (6)	7:32.79 2:00.27 (6)	FB

Qualification Rules: **1-3 to Final A, Remainder to Final B (1-3->FA, 4..->FB)**

Note: Boats not moving on to the next round of races shall be ranked last in the overall event placing.

Legend:

(b)	bow						
Q	Quarterfinal	H	Heat	R	Repechage	S	Semifinal
F	Final						



2
(Event)

RESULTS
 成绩单 / RÉSULTATS
 WED 13 AUG 2008

M1x
SA/B 2
Race 78

World Best Time: **NZL** DRYSDALE Mahe Eton (GBR) 2006 **6:35.40**

Rank	Lane	NOC Code	Name	500m	1000m	1500m	2000m	Qual. Code
1	4	CZE	(b) SYNEK Ondrej	1:43.00 (3) 0.59	3:29.82 (1) 1:46.82 (1)	5:16.78 (2) 1:46.96 (2) 0.19	7:03.57 1:46.79 (4)	FA
2	5	GBR	(b) CAMPBELL Alan	1:42.41 (1)	3:31.88 (3) 1:49.47 (3) 2.06	5:21.35 (3) 1:49.47 (4) 4.76	7:05.24 1:43.89 (2) 1.67	FA
3	3	NZL	(b) DRYSDALE Mahe	1:42.78 (2) 0.37	3:30.12 (2) 1:47.34 (2) 0.30	5:16.59 (1) 1:46.47 (1)	7:05.57 1:48.98 (5) 2.00	FA
4	1	GRE	(b) CHRISTOU Ioannis	1:47.23 (6) 4.82	3:37.12 (6) 1:49.89 (4) 7.30	5:25.35 (4) 1:48.23 (3) 8.76	7:06.02 1:40.67 (1) 2.45	FB
5	6	USA	(b) JURKOWSKI Ken	1:45.29 (4) 2.88	3:35.93 (4) 1:50.64 (5) 6.11	5:26.15 (5) 1:50.22 (5) 9.56	7:11.52 1:45.37 (3) 7.95	FB
6	2	LTU	(b) GRISKONIS Mindaugas	1:45.59 (5) 3.18	3:36.38 (5) 1:50.79 (6) 6.56	5:27.91 (6) 1:51.53 (6) 11.32	7:20.32 1:52.41 (6) 16.75	FB

Qualification Rules: **1-3 to Final A, Remainder to Final B (1-3->FA, 4..->FB)**

Note: Boats not moving on to the next round of races shall be ranked last in the overall event placing.

Legend:

(b)	bow						
Q	Quarterfinal	H	Heat	R	Repechage	S	Semifinal
F	Final						



SY ROWING-CANOEING PARK ROWING
 顺义奥林匹克水上公园
 PO DE SHUNYI

MEN'S SINGLE SCULLS
 男子单人双桨 / UN DE COUPLE - HOMMES

FINAL E
 决赛 E / FINALE E



2
 (Event)

RESULTS
 成绩单 / RÉSULTATS
 FRI 15 AUG 2008

**M1x
 FE
 Race 89**

World Best Time: **NZL** DRYSDALE Mahe Eton (GBR) 2006 **6:35.40**

Rank	Lane	NOC Code	Name	500m	1000m	1500m	2000m	Qual. Code
1	3	VEN	(b) HERNANDEZ Dhison Alexander	1:40.87 (1)	3:28.45 (1) 1:47.58 (3)	5:17.45 (2) 1:49.00 (3)	7:05.12 1:47.67 (1)	
						0.79		
2	4	IRI	(b) SHADI NAGHDEH Mohsen	1:42.66 (2)	3:28.99 (2) 1:46.33 (1)	5:16.66 (1) 1:47.67 (1)	7:06.54 1:49.88 (2)	
				1.79	0.54		1.42	
3	6	UZB	(b) NAURZALIYEV Ruslan	1:45.25 (6)	3:31.79 (4) 1:46.54 (2)	5:19.63 (3) 1:47.84 (2)	7:09.98 1:50.35 (3)	
				4.38	3.34	2.97	4.86	
4	5	COL	(b) IDEUS Rodrigo	1:44.84 (5)	3:34.25 (5) 1:49.41 (5)	5:26.24 (5) 1:51.99 (4)	7:18.61 1:52.37 (4)	
				3.97	5.80	9.58	13.49	
5	2	CMR	(b) ETIA NDOUMBE Paul	1:42.92 (3)	3:30.97 (3) 1:48.05 (4)	5:24.71 (4) 1:53.74 (5)	7:21.34 1:56.63 (5)	
				2.05	2.52	8.05	16.22	
6	1	ALG	(b) DRIES Chaouki	1:44.50 (4)	3:34.69 (6) 1:50.19 (6)	5:31.27 (6) 1:56.58 (6)	7:32.82 2:01.55 (6)	
				3.63	6.24	14.61	27.70	

Note: Boats not moving on to the next round of races shall be ranked last in the overall event placing.

Legend:

(b)	bow						
Q	Quarterfinal	H	Heat	R	Repechage	S	Semifinal
F	Final						



SY ROWING-CANOEING PARK ROWING
 顺义奥林匹克水上公园
 PO DE SHUNYI

MEN'S SINGLE SCULLS
 男子单人双桨 / UN DE COUPLE - HOMMES

FINAL D
 决赛 D / FINALE D



2
(Event)

RESULTS
 成绩单 / RÉSULTATS
 FRI 15 AUG 2008

**M1x
 FD
 Race 91**

World Best Time: **NZL** DRYSDALE Mahe Eton (GBR) 2006 **6:35.40**

Rank	Lane	NOC Code	Name	500m	1000m	1500m	2000m	Qual. Code
1	2	URU	(b) SALVAGNO Leandro	1:43.30 (3) 2.00	3:30.99 (2) 1:47.69 (2) 2.01	5:19.70 (2) 1:48.71 (1) 1.47	7:04.13 1:44.43 (1)	
2	5	HKG	(b) LAW Hiu Fung	1:43.49 (4) 2.19	3:31.22 (3) 1:47.73 (3) 2.24	5:20.09 (3) 1:48.87 (2) 1.86	7:06.17 1:46.08 (2) 2.04	
3	3	IND	(b) TAKHAR Bajranglal	1:41.30 (1)	3:28.98 (1) 1:47.68 (1)	5:18.23 (1) 1:49.25 (3)	7:09.73 1:51.50 (3) 5.60	
4	1	MON	(b) RAYMOND Mathias	1:43.06 (2) 1.76	3:31.68 (4) 1:48.62 (4) 2.70	5:21.68 (4) 1:50.00 (5) 3.45	7:14.27 1:52.59 (5) 10.14	
5	4	TPE	(b) WANG Ming-Hui	1:45.13 (5) 3.83	3:34.44 (5) 1:49.31 (5) 5.46	5:24.05 (5) 1:49.61 (4) 5.82	7:16.28 1:52.23 (4) 12.15	

Note: Boats not moving on to the next round of races shall be ranked last in the overall event placing.

Legend:

(b)	bow						
Q	Quarterfinal	H	Heat	R	Repechage	S	Semifinal
F	Final						



SY ROWING-CANOEING PARK ROWING
 顺义奥林匹克水上公园
 PO DE SHUNYI

MEN'S SINGLE SCULLS
 男子单人双桨 / UN DE COUPLE - HOMMES

FINAL C
 决赛 C / FINALE C



2
(Event)

RESULTS
 成绩单 / RÉSULTATS
 FRI 15 AUG 2008

**M1x
 FC
 Race 93**

World Best Time: **NZL** DRYSDALE Mahe Eton (GBR) 2006 **6:35.40**

Rank	Lane	NOC Code	Name	500m	1000m	1500m	2000m	Qual. Code
1	4	NED	(b) HAMBURGER Sjoerd	1:41.60 (2) 0.27	3:27.15 (1) 1:45.55 (1)	5:13.79 (1) 1:46.64 (2)	6:58.71 1:44.92 (1)	
2	6	BRA	(b) NOCETTI Anderson	1:44.04 (4) 2.71	3:30.80 (4) 1:46.76 (3) 3.65	5:16.19 (2) 1:45.39 (1) 2.40	7:01.54 1:45.35 (2) 2.83	
3	3	MEX	(b) LOLIGER Patrick	1:41.33 (1)	3:30.20 (3) 1:48.87 (5) 3.05	5:18.47 (4) 1:48.27 (5) 4.68	7:03.97 1:45.50 (3) 5.26	
4	2	CHI	(b) VASQUEZ Oscar	1:41.81 (3) 0.48	3:28.47 (2) 1:46.66 (2) 1.32	5:16.71 (3) 1:48.24 (4) 2.92	7:07.02 1:50.31 (4) 8.31	
5	5	EST	(b) JAMSA Andrei	1:45.01 (6) 3.68	3:32.47 (5) 1:47.46 (4) 5.32	5:20.47 (5) 1:48.00 (3) 6.68	7:19.60 1:59.13 (6) 20.89	
6	1	EGY	(b) IBRAHIM Aly	1:44.32 (5) 2.99	3:36.14 (6) 1:51.82 (6) 8.99	5:29.52 (6) 1:53.38 (6) 15.73	7:26.06 1:56.54 (5) 27.35	

Note: Boats not moving on to the next round of races shall be ranked last in the overall event placing.

Legend:

(b)	bow						
Q	Quarterfinal	H	Heat	R	Repechage	S	Semifinal
F	Final						



SY ROWING-CANOEING PARK ROWING
 顺义奥林匹克水上公园
 PO DE SHUNYI

MEN'S SINGLE SCULLS
 男子单人双桨 / UN DE COUPLE - HOMMES

FINAL B
 决赛 B / FINALE B



2
 (Event)

RESULTS
 成绩单 / RÉSULTATS
 FRI 15 AUG 2008

**M1x
 FB
 Race 105**

World Best Time: **NZL** DRYSDALE Mahe Eton (GBR) 2006 **6:35.40**

Rank	Lane	NOC Code	Name	500m	1000m	1500m	2000m	Qual. Code
1	3	GER	(b) HACKER Marcel	1:40.31 (1)	3:29.80 (1) 1:49.49 (3)	5:20.37 (1) 1:50.57 (1)	7:07.82 1:47.45 (2)	
2	1	LTU	(b) GRISKONIS Mindaugas	1:43.67 (3) 3.36	3:32.49 (3) 2.69	5:23.67 (2) 3.30	7:09.23 1:45.56 (1) 1.41	
3	5	SUI	(b) VONARBURG Andre	1:42.67 (2) 2.36	3:31.99 (2) 2.19	5:25.04 (3) 4.67	7:13.07 1:48.03 (3) 5.25	
4	4	GRE	(b) CHRISTOU Ioannis	1:46.10 (6) 5.79	3:37.67 (5) 7.87	5:28.69 (4) 8.32	7:17.74 1:49.05 (4) 9.92	
5	2	USA	(b) JURKOWSKI Ken	1:43.90 (4) 3.59	3:35.68 (4) 5.88	5:30.92 (5) 10.55	7:22.75 1:51.83 (5) 14.93	
6	6	AUS	(b) HARDCASTLE Peter	1:44.86 (5) 4.55	3:38.67 (6) 8.87	5:34.39 (6) 14.02	7:27.34 1:52.95 (6) 19.52	

Note: Boats not moving on to the next round of races shall be ranked last in the overall event placing.

Legend:

(b)	bow						
Q	Quarterfinal	H	Heat	R	Repechage	S	Semifinal
F	Final						



SY ROWING-CANOEING PARK ROWING
 顺义奥林匹克水上公园
 PO DE SHUNYI

MEN'S SINGLE SCULLS
 男子单人双桨 / UN DE COUPLE - HOMMES

FINAL A
 决赛 A / FINALE A



2
 (Event)

RESULTS
 成绩单 / RÉSULTATS
 SAT 16 AUG 2008

M1x
FA
Race 121

World Best Time: **NZL** DRYSDALE Mahe Eton (GBR) 2006 **6:35.40**

Rank	Lane	NOC Code	Name	500m	1000m	1500m	2000m	Qual. Code
1	2	NOR	(b) TUFTE Olaf	1:42.55 (3) 0.58	3:28.98 (1) 1:46.43 (2)	5:16.58 (2) 1:47.60 (4) 1.61	6:59.83 1:43.25 (2)	
2	4	CZE	(b) SYNEK Ondrej	1:42.98 (4) 1.01	3:31.10 (5) 1:48.12 (6) 2.12	5:17.72 (3) 1:46.62 (2) 2.75	7:00.63 1:42.91 (1) 0.80	
3	6	NZL	(b) DRYSDALE Mahe	1:43.34 (5) 1.37	3:30.73 (4) 1:47.39 (3) 1.75	5:14.97 (1) 1:44.24 (1)	7:01.56 1:46.59 (5) 1.73	
4	1	BEL	(b) MAEYENS Tim	1:42.22 (2) 0.25	3:30.20 (3) 1:47.98 (5) 1.22	5:18.18 (4) 1:47.98 (5) 3.21	7:03.40 1:45.22 (3) 3.57	
5	5	GBR	(b) CAMPBELL Alan	1:41.97 (1)	3:29.54 (2) 1:47.57 (4) 0.56	5:18.45 (5) 1:48.91 (6) 3.48	7:04.47 1:46.02 (4) 4.64	
6	3	SWE	(b) KARONEN Lassi	1:45.18 (6) 3.21	3:31.60 (6) 1:46.42 (1) 2.62	5:19.14 (6) 1:47.54 (3) 4.17	7:07.64 1:48.50 (6) 7.81	

Note: Boats not moving on to the next round of races shall be ranked last in the overall event placing.

Legend:

(b)	bow						
Q	Quarterfinal	H	Heat	R	Repechage	S	Semifinal
F	Final						



2
(Event)

RESULTS SUMMARY BY EVENT
 按项目的比赛成绩总览表 / RÉSUMÉ DES RÉSULTATS PAR ÉPREUVE

M1x

As of 16 AUG 2008

Race	Date	Round	Rank						Qualification Rules
			1	2	3	4	5	6	

Heats									
7	09 AUG 2008	1	BEL	SUI	GRE	ARG	IRI	KEN	1-4->Q, 5..->SE/F
			7:16.60	7:26.21	7:29.86	7:38.87	7:48.24	8:16.09	
8	09 AUG 2008	2	NZL	BRA	CHI	EST	VEN	CHN	1-4->Q, 5..->SE/F
			7:28.80	7:35.52	7:39.58	7:48.24	7:54.52	DNS	
9	09 AUG 2008	3	SWE	GER	HKG	URU	CMR	HON	1-4->Q, 5..->SE/F
			7:14.64	7:26.71	7:45.96	7:52.53	7:59.26	9:01.27	
10	09 AUG 2008	4	CZE	LTU	IND	MON	ALG		1-4->Q, 5..->SE/F
			7:23.94	7:28.05	7:39.91	7:51.69	7:57.65		
11	09 AUG 2008	5	GBR	AUS	MEX	USA	UZB		1-4->Q, 5..->SE/F
			7:14.98	7:17.74	7:22.55	7:25.13	7:58.43		
12	09 AUG 2008	6	NOR	NED	EGY	TPE	COL		1-4->Q, 5..->SE/F
			7:20.20	7:27.05	7:43.70	7:46.83	7:56.85		

Quarterfinals									
49	11 AUG 2008	1	GER	GBR	SUI	CHI	MON	EGY	1-3->SA/B, 4..->SC/D
			6:48.85	6:52.74	7:02.29	7:06.61	7:11.66	7:24.77	
50	11 AUG 2008	2	NOR	LTU	GRE	MEX	BRA	URU	1-3->SA/B, 4..->SC/D
			6:53.59	6:54.47	6:58.28	7:04.30	7:23.68	7:26.85	
51	11 AUG 2008	3	CZE	BEL	AUS	EST	TPE	HKG	1-3->SA/B, 4..->SC/D
			6:50.23	6:52.70	7:00.09	7:05.48	7:17.08	7:29.21	
52	11 AUG 2008	4	NZL	SWE	USA	NED	IND	ARG	1-3->SA/B, 4..->SC/D
			6:50.18	6:50.40	6:53.26	6:57.24	7:19.01	7:27.60	

Semifinals									
60	11 AUG 2008	E/F 1	IRI	COL	UZB	HON			1-3->FE, 4..->FF
			7:20.34	7:29.71	7:35.12	8:29.65			
61	11 AUG 2008	E/F 2	VEN	CMR	ALG	KEN			1-3->FE, 4..->FF
			7:18.85	7:29.68	7:34.84	7:49.17			
73	13 AUG 2008	C/D 1	MEX	CHI	EGY	IND	TPE	HKG	1-3->FC, 4..->FD
			7:15.53	7:17.17	7:20.73	7:23.00	7:23.75	7:32.61	
74	13 AUG 2008	C/D 2	NED	EST	BRA	URU	MON	ARG	1-3->FC, 4..->FD
			7:10.06	7:16.38	7:18.78	7:32.83	7:33.06	DNS	
77	13 AUG 2008	A/B 1	SWE	NOR	BEL	GER	SUI	AUS	1-3->FA, 4..->FB
			6:57.28	6:58.23	6:59.65	7:03.05	7:14.64	7:32.79	
78	13 AUG 2008	A/B 2	CZE	GBR	NZL	GRE	USA	LTU	1-3->FA, 4..->FB
			7:03.57	7:05.24	7:05.57	7:06.02	7:11.52	7:20.32	



2
(Event)

RESULTS SUMMARY BY EVENT
 按项目的比赛成绩总览表 / RÉSUMÉ DES RÉSULTATS PAR ÉPREUVE

M1x

As of 16 AUG 2008

Race	Date	Round	Rank						Qualification Rules
			1	2	3	4	5	6	

Finals									
85	13 AUG 2008	F	KEN	HON					
			7:52.59	8:32.22					
89	15 AUG 2008	E	VEN	IRI	UZB	COL	CMR	ALG	
			7:05.12	7:06.54	7:09.98	7:18.61	7:21.34	7:32.82	
91	15 AUG 2008	D	URU	HKG	IND	MON	TPE		
			7:04.13	7:06.17	7:09.73	7:14.27	7:16.28		
93	15 AUG 2008	C	NED	BRA	MEX	CHI	EST	EGY	
			6:58.71	7:01.54	7:03.97	7:07.02	7:19.60	7:26.06	
105	15 AUG 2008	B	GER	LTU	SUI	GRE	USA	AUS	
			7:07.82	7:09.23	7:13.07	7:17.74	7:22.75	7:27.34	
121	16 AUG 2008	A	NOR	CZE	NZL	BEL	GBR	SWE	
			6:59.83	7:00.63	7:01.56	7:03.40	7:04.47	7:07.64	

Participating Crew

ALG (b)DRIES Chaouki	ARG (b)FERNANDEZ Santiago	AUS (b)HARDCASTLE Peter	BEL (b)MAEYENS Tim	BRA (b)NOCETTI Anderson
CHI (b)VASQUEZ Oscar	CHN (b)ZHANG Liang	CMR (b)ETIA NDOUMBE Paul	COL (b)IDEUS Rodrigo	CZE (b)SYNEK Ondrej
EGY (b)IBRAHIM Aly	EST (b)JAMSA Andrei	GBR (b)CAMPBELL Alan	GER (b)HACKER Marcel	GRE (b)CHRISTOU Ioannis
HKG (b)LAW Hiu Fung	HON (b)BERNARDEZ AVILA Norberto	IND (b)TAKHAR Bajranglal	IRI (b)SHADI NAGHDEH Mohsen	KEN (b)MWANGE Matthew Lidaywa
LTU (b)GRISKONIS Mindaugas	MEX (b)LOLIGER Patrick	MON (b)RAYMOND Mathias	NED (b)HAMBURGER Sjoerd	NOR (b)TUFTE Olaf
NZL (b)DRYSDALE Mahe	SUI (b)VONARBURG Andre	SWE (b)KARONEN Lassi	TPE (b)WANG Ming-Hui	URU (b)SALVAGNO Leandro
USA (b)JURKOWSKI Ken	UZB (b)NAURZALIYEV Ruslan	VEN (b)HERNANDEZ Dhison Alexander		

Note: Names of crew are as entered in their last race. Boats not moving on to the next round of races shall be ranked last in the overall event placing.

Legend:							
DNS	Did not start						
(b)	bow						
Q	Quarterfinal	H	Heat	R	Repechage	S	Semifinal
F	Final						



SY ROWING-CANOEING PARK ROWING
 顺义奥林匹克水上公园
 PO DE SHUNYI

WOMEN'S PAIR
 女子双人单桨 / DEUX DE POINTE - FEMMES

HEAT 1
 预赛 第1组 / ELIMINATOIRE 1



3
(Event)

RESULTS
 成绩单 / RÉSULTATS
 SAT 9 AUG 2008

CORRECTED

**W2-
H1
Race 13**

World Best Time: **ROU** ANDRUNACHE/ SUSANU Seville (ESP) 2002 **6:53.80**

Rank	Lane	NOC Code	Name	500m	1000m	1500m	2000m	Qual. Code
1	1	BLR	(b) BICHYK Yuliya (s) HELAKH Natallia	1:46.31 (1)	3:38.35 (1) 1:52.04 (1)	5:29.39 (1) 1:51.04 (1)	7:24.47 1:55.08 (2)	FA
2	2	NZL	(b) HAIGH Juliette (s) COLES Nicola	1:50.00 (3) 3.69	3:44.00 (3) 1:54.00 (2) 5.65	5:37.46 (3) 1:53.46 (2) 8.07	7:31.45 1:53.99 (1) 6.98	R
3	4	CHN	(b) WU You (s) GAO Yulan	1:47.81 (2) 1.50	3:42.85 (2) 1:55.04 (3) 4.50	5:37.21 (2) 1:54.36 (3) 7.82	7:32.50 1:55.29 (3) 8.03	R
4	3	AUS	(b) CROW Kim (s) COOK Sarah	1:50.58 (4) 4.27	3:48.03 (4) 1:57.45 (5) 9.68	5:44.81 (4) 1:56.78 (4) 15.42	7:44.04 1:59.23 (4) 19.57	R
5	5	CAN	(b) HOSKINS Zoe (s) KOLKER Sabrina	1:52.42 (5) 6.11	3:48.56 (5) 1:56.14 (4) 10.21	5:46.18 (5) 1:57.62 (5) 16.79	BUW	R

Qualification Rules: **1 to Final A, Remainder to Repechage (1->FA, 2..->R)**

Canada boat under weight

Note: Boats not moving on to the next round of races shall be ranked last in the overall event placing.

Legend:

BUW	Boat under weight						
(b)	bow	(s)	stroke				
Q	Quarterfinal	H	Heat	R	Repechage	S	Semifinal
F	Final						



SY ROWING-CANOEING PARK ROWING
 顺义奥林匹克水上公园
 PO DE SHUNYI

WOMEN'S PAIR
 女子双人单桨 / DEUX DE POINTE - FEMMES

HEAT 2
 预赛 第2组 / ELIMINATOIRE 2



3
(Event)

RESULTS
 成绩单 / RÉSULTATS
 SAT 9 AUG 2008

**W2-
H2
Race 14**

World Best Time: **ROU** ANDRUNACHE/ SUSANU Seville (ESP) 2002 **6:53.80**

Rank	Lane	NOC Code	Name	500m	1000m	1500m	2000m	Qual. Code
1	1	ROU	(b) ANDRUNACHE Georgeta (s) SUSANU Viorica	1:47.11 (3) 2.49	3:38.82 (2) 1:51.71 (1) 1.49	5:31.48 (1) 1:52.66 (1)	7:22.69 1:51.21 (1)	FA
2	3	GER	(b) WECH Lenka (s) DERLIEN Maren	1:44.62 (1)	3:37.33 (1) 1:52.71 (2)	5:32.21 (2) 1:54.88 (3) 0.73	7:28.66 1:56.45 (4) 5.97	R
3	2	GBR	(b) REEVE Louisa (s) WHITLAM Olivia	1:46.48 (2) 1.86	3:40.39 (3) 1:53.91 (4) 3.06	5:36.16 (4) 1:55.77 (4) 4.68	7:29.88 1:53.72 (2) 7.19	R
4	4	USA	(b) McGEE Portia (s) CUMMINS Anne	1:47.91 (4) 3.29	3:41.62 (4) 1:53.71 (3) 4.29	5:35.63 (3) 1:54.01 (2) 4.15	7:29.95 1:54.32 (3) 7.26	R
5	5	FRA	(b) PASCAL-PRETRE Inene (s) DECHAND Stephanie	1:48.89 (5) 4.27	3:46.62 (5) 1:57.73 (5) 9.29	5:46.16 (5) 1:59.54 (5) 14.68	7:42.92 1:56.76 (5) 20.23	R

Qualification Rules: **1 to Final A, Remainder to Repechage (1->FA, 2..->R)**

Note: Boats not moving on to the next round of races shall be ranked last in the overall event placing.

Legend:

(b)	bow	(s)	stroke				
Q	Quarterfinal	H	Heat	R	Repechage	S	Semifinal
F	Final						



SY ROWING-CANOEING PARK ROWING
 顺义奥林匹克水上公园
 PO DE SHUNYI

WOMEN'S PAIR
 女子双人单桨 / DEUX DE POINTE - FEMMES

REPECHAGE 1
 复赛 第1组 / REPÊCHAGE 1



3
 (Event)

RESULTS
 成绩单 / RÉSULTATS
 TUE 12 AUG 2008

**W2-
 R1
 Race 53**

World Best Time: **ROU** ANDRUNACHE/ SUSANU Seville (ESP) 2002 **6:53.80**

Rank	Lane	NOC Code	Name	500m	1000m	1500m	2000m	Qual. Code
1	2	NZL	(b) HAIGH Juliette (s) COLES Nicola	1:50.09 (4) 2.98	3:43.27 (3) 1:53.18 (1) 2.43	5:37.43 (1) 1:54.16 (1)	7:32.64 1:55.21 (1)	FA
2	3	GBR	(b) REEVE Louisa (s) WHITLAM Olivia	1:48.08 (3) 0.97	3:42.65 (2) 1:54.57 (3) 1.81	5:38.22 (2) 1:55.57 (2) 0.79	7:34.54 1:56.32 (2) 1.90	FA
3	1	AUS	(b) CROW Kim (s) COOK Sarah	1:47.11 (1)	3:40.84 (1) 1:53.73 (2)	5:39.24 (3) 1:58.40 (3) 1.81	7:38.48 1:59.24 (4) 5.84	FB
4	4	FRA	(b) PASCAL-PRETRE Inene (s) DECHAND Stephanie	1:47.43 (2) 0.32	3:44.40 (4) 1:56.97 (4) 3.56	5:43.11 (4) 1:58.71 (4) 5.68	7:41.87 1:58.76 (3) 9.23	FB

Qualification Rules: **1-2 to Final A, Remainder to Final B (1-2->FA, 3..->FB)**

Note: Boats not moving on to the next round of races shall be ranked last in the overall event placing.

Legend:

(b)	bow	(s)	stroke				
Q	Quarterfinal	H	Heat	R	Repechage	S	Semifinal
F	Final						



SY ROWING-CANOEING PARK ROWING
 顺义奥林匹克水上公园
 PO DE SHUNYI

WOMEN'S PAIR
 女子双人单桨 / DEUX DE POINTE - FEMMES

REPECHAGE 2
 复赛 第2组 / REPÊCHAGE 2



3
 (Event)

RESULTS
 成绩单 / RÉSULTATS
 TUE 12 AUG 2008

**W2-
 R2
 Race 54**

World Best Time: **ROU** ANDRUNACHE/ SUSANU Seville (ESP) 2002 **6:53.80**

Rank	Lane	NOC Code	Name	500m	1000m	1500m	2000m	Qual. Code
1	2	CHN	(b) WU You (s) GAO Yulan	1:45.03 (2) 0.20	3:34.78 (1) 1:49.75 (1)	5:28.95 (1) 1:54.17 (1)	7:23.71 1:54.76 (1)	FA
2	3	GER	(b) WECH Lenka (s) DERLIEN Maren	1:44.83 (1)	3:36.69 (2) 1:51.86 (2) 1.91	5:31.57 (2) 1:54.88 (3) 2.62	7:27.02 1:55.45 (2) 3.31	FA
3	4	USA	(b) McGEE Portia (s) CUMMINS Anne	1:46.95 (3) 2.12	3:39.92 (3) 1:52.97 (3) 5.14	5:34.19 (3) 1:54.27 (2) 5.24	7:32.26 1:58.07 (4) 8.55	FB
4	1	CAN	(b) HOSKINS Zoe (s) KOLKER Sabrina	1:50.14 (4) 5.31	3:44.74 (4) 1:54.60 (4) 9.96	5:42.16 (4) 1:57.42 (4) 13.21	7:40.22 1:58.06 (3) 16.51	FB

Qualification Rules: **1-2 to Final A, Remainder to Final B (1-2->FA, 3..->FB)**

Note: Boats not moving on to the next round of races shall be ranked last in the overall event placing.

Legend:

(b)	bow	(s)	stroke				
Q	Quarterfinal	H	Heat	R	Repechage	S	Semifinal
F	Final						



SY ROWING-CANOEING PARK ROWING
 顺义奥林匹克水上公园
 PO DE SHUNYI

WOMEN'S PAIR
 女子双人单桨 / DEUX DE POINTE - FEMMES

FINAL B
 决赛 B / FINALE B



3
 (Event)

RESULTS
 成绩单 / RÉSULTATS
 FRI 15 AUG 2008

**W2-
 FB
 Race 106**

World Best Time: **ROU** ANDRUNACHE/ SUSANU Seville (ESP) 2002 **6:53.80**

Rank	Lane	NOC Code	Name	500m	1000m	1500m	2000m	Qual. Code
1	3	USA	(b) McGEE Portia (s) CUMMINS Anne	1:48.85 (1)	3:41.26 (1) 1:52.41 (1)	5:36.50 (1) 1:55.24 (1)	7:33.17 1:56.67 (4)	
2	1	FRA	(b) PASCAL-PRETRE Inene (s) DECHAND Stephanie	1:50.14 (4) 1.29	3:45.61 (3) 4.35	5:44.06 (3) 7.56	7:36.25 3.08	
3	4	CAN	(b) HOSKINS Zoe (s) KOLKER Sabrina	1:49.20 (2) 0.35	3:43.80 (2) 2.54	5:42.30 (2) 5.80	7:37.27 4.10	
4	2	AUS	(b) CROW Kim (s) COOK Sarah	1:49.87 (3) 1.02	3:45.85 (4) 4.59	5:44.38 (4) 7.88	7:40.93 7.76	

Note: Boats not moving on to the next round of races shall be ranked last in the overall event placing.

Legend:

(b)	bow	(s)	stroke				
Q	Quarterfinal	H	Heat	R	Repechage	S	Semifinal
F	Final						



SY ROWING-CANOEING PARK ROWING
 顺义奥林匹克水上公园
 PO DE SHUNYI

WOMEN'S PAIR
 女子双人单桨 / DEUX DE POINTE - FEMMES

FINAL A
 决赛 A / FINALE A



3
 (Event)

RESULTS
 成绩单 / RÉSULTATS
 SAT 16 AUG 2008

W2-FA
Race 122

World Best Time: **ROU** ANDRUNACHE/ SUSANU Seville (ESP) 2002 **6:53.80**

Rank	Lane	NOC Code	Name	500m	1000m	1500m	2000m	Qual. Code
1	3	ROU	(b) ANDRUNACHE Georgeta (s) SUSANU Viorica	1:48.68 (3) 0.72	3:40.68 (1) 1:52.00 (1)	5:32.56 (1) 1:51.88 (2)	7:20.60 1:48.04 (2)	
2	5	CHN	(b) WU You (s) GAO Yulan	1:50.20 (5) 2.24	3:43.85 (4) 1:53.65 (3) 3.17	5:36.35 (4) 1:52.50 (3) 3.79	7:22.28 1:45.93 (1) 1.68	
3	4	BLR	(b) BICHYK Yuliya (s) HELAKH Natallia	1:48.33 (2) 0.37	3:41.20 (2) 1:52.87 (2) 0.52	5:33.05 (2) 1:51.85 (1) 0.49	7:22.91 1:49.86 (4) 2.31	
4	6	GER	(b) WECH Lenka (s) DERLIEN Maren	1:47.96 (1)	3:42.02 (3) 1:54.06 (4) 1.34	5:34.68 (3) 1:52.66 (4) 2.12	7:25.73 1:51.05 (5) 5.13	
5	2	NZL	(b) HAIGH Juliette (s) COLES Nicola	1:51.22 (6) 3.26	3:46.33 (6) 1:55.11 (5) 5.65	5:39.62 (5) 1:53.29 (5) 7.06	7:28.80 1:49.18 (3) 8.20	
6	1	GBR	(b) REEVE Louisa (s) WHITLAM Olivia	1:49.24 (4) 1.28	3:44.61 (5) 1:55.37 (6) 3.93	5:40.60 (6) 1:55.99 (6) 8.04	7:33.61 1:53.01 (6) 13.01	

Note: Boats not moving on to the next round of races shall be ranked last in the overall event placing.

Legend:

(b)	bow	(s)	stroke				
Q	Quarterfinal	H	Heat	R	Repechage	S	Semifinal
F	Final						



3
(Event)

RESULTS SUMMARY BY EVENT
 按项目的比赛成绩总览表 / RÉSUMÉ DES RÉSULTATS PAR ÉPREUVE

W2-

As of 16 AUG 2008

Race	Date	Round	Rank						Qualification Rules
			1	2	3	4	5	6	

Heats								
13	09 AUG 2008	1	BLR 7:24.47	NZL 7:31.45	CHN 7:32.50	AUS 7:44.04	CAN BUW	1->FA, 2..->R
14	09 AUG 2008	2	ROU 7:22.69	GER 7:28.66	GBR 7:29.88	USA 7:29.95	FRA 7:42.92	1->FA, 2..->R

Repechages								
53	12 AUG 2008	1	NZL 7:32.64	GBR 7:34.54	AUS 7:38.48	FRA 7:41.87		1-2->FA, 3..->FB
54	12 AUG 2008	2	CHN 7:23.71	GER 7:27.02	USA 7:32.26	CAN 7:40.22		1-2->FA, 3..->FB

Finals								
106	15 AUG 2008	B	USA 7:33.17	FRA 7:36.25	CAN 7:37.27	AUS 7:40.93		
122	16 AUG 2008	A	ROU 7:20.60	CHN 7:22.28	BLR 7:22.91	GER 7:25.73	NZL 7:28.80	GBR 7:33.61

Participating Crew

AUS (b)CROW Kim (s)COOK Sarah	BLR (b)BICHYK Yuliya (s)HELAKH Natallia	CAN (b)HOSKINS Zoe (s)KOLKER Sabrina	CHN (b)WU You (s)GAO Yulan	FRA (b)PASCAL-PRETRE Inene (s)DECHAND Stephanie
GBR (b)REEVE Louisa (s)WHITLAM Olivia	GER (b)WECH Lenka (s)DERLIEN Maren	NZL (b)HAIGH Juliette (s)COLES Nicola	ROU (b)ANDRUNACHE Georgeta (s)SUSANU Viorica	USA (b)McGEE Portia (s)CUMMINS Anne

Canada boat under weight

Note: Names of crew are as entered in their last race. Boats not moving on to the next round of races shall be ranked last in the overall event placing.

Legend:							
BUW	Boat under weight						
(b)	bow	(s)	stroke				
Q	Quarterfinal	H	Heat	R	Repechage	S	Semifinal
F	Final						



SY ROWING-CANOEING PARK ROWING
 顺义奥林匹克水上公园
 PO DE SHUNYI

MEN'S PAIR
 男子双人单桨 / DEUX DE POINTE - HOMMES

HEAT 1
 预赛 第1组 / ELIMINATOIRE 1



4
 (Event)

RESULTS
 成绩单 / RÉSULTATS
 SAT 9 AUG 2008

**M2-
 H1
 Race 15**

World Best Time: **GBR** CRACKNELL/ PINSENT Seville (ESP) 2002 **6:14.27**

Rank	Lane	NOC Code	Name	500m	1000m	1500m	2000m	Qual. Code
1	2	FRA	(b) PERON Erwan (s) CADOT Laurent	1:37.81 (2) 0.26	3:19.75 (2) 1:41.94 (3) 1.00	5:03.49 (2) 1:43.74 (1) 0.36	6:46.57 1:43.08 (1)	SA/B
2	1	ITA	(b) de VITA Giuseppe (s) LEONARDO Raffaello	1:38.54 (4) 0.99	3:20.31 (3) 1:41.77 (2) 1.56	5:04.48 (3) 1:44.17 (2) 1.35	6:51.01 1:46.53 (2) 4.44	SA/B
3	3	CAN	(b) CALDER David (s) FRANSEN Scott	1:37.55 (1)	3:18.75 (1) 1:41.20 (1)	5:03.13 (1) 1:44.38 (3)	6:54.88 1:51.75 (4) 8.31	SA/B
4	5	POL	(b) HOJKA Piotr (s) GODEK Jaroslaw	1:38.26 (3) 0.71	3:23.31 (4) 1:45.05 (4) 4.56	5:10.25 (4) 1:46.94 (4) 7.12	7:01.90 1:51.65 (3) 15.33	R
5	4	USA	(b) WINKLEVOSS Tyler (s) WINKLEVOSS Cameron	1:41.58 (5) 4.03	3:27.99 (5) 1:46.41 (5) 9.24	5:15.21 (5) 1:47.22 (5) 12.08	7:13.64 1:58.43 (5) 27.07	R

Qualification Rules: **1-3 to Semifinal A/B, Remainder to Repechage (1-3->SA/B, 4..->R)**

Note: Boats not moving on to the next round of races shall be ranked last in the overall event placing.

Legend:

(b)	bow	(s)	stroke				
Q	Quarterfinal	H	Heat	R	Repechage	S	Semifinal
F	Final						



SY ROWING-CANOEING PARK ROWING
 顺义奥林匹克水上公园
 PO DE SHUNYI

MEN'S PAIR
 男子双人单桨 / DEUX DE POINTE - HOMMES

HEAT 2
 预赛 第2组 / ELIMINATOIRE 2



4
 (Event)

RESULTS
 成绩单 / RÉSULTATS
 SAT 9 AUG 2008

**M2-
 H2
 Race 16**

World Best Time: **GBR** CRACKNELL/ PINSENT Seville (ESP) 2002 **6:14.27**

Rank	Lane	NOC Code	Name	500m	1000m	1500m	2000m	Qual. Code
1	2	AUS	(b) GINN Drew (s) FREE Duncan	1:35.19 (2) 0.24	3:14.68 (1) 1:39.49 (1)	4:56.50 (1) 1:41.82 (1)	6:41.15 1:44.65 (2)	SA/B
2	1	RSA	(b) KEELING Shaun (s) di CLEMENTE Ramon	1:34.95 (1)	3:16.57 (2) 1:41.62 (2) 1.89	5:00.58 (2) 1:44.01 (2) 4.08	6:45.26 1:44.68 (3) 4.11	SA/B
3	3	GER	(b) LEHMANN Tom (s) DRAHOTTA Felix	1:38.01 (3) 3.06	3:20.99 (3) 1:42.98 (3) 6.31	5:07.17 (3) 1:46.18 (4) 10.67	6:48.60 1:41.43 (1) 7.45	SA/B
4	4	GBR	(b) BOURNE-TAYLOR Robin (s) SOLESBURY Tom	1:38.50 (4) 3.55	3:22.06 (4) 1:43.56 (4) 7.38	5:07.50 (4) 1:45.44 (3) 11.00	6:59.48 1:51.98 (4) 18.33	R
5	5	DEN	(b) NIELSEN Morten Oelgaard (s) LARSEN Thomas Morsing	1:39.72 (5) 4.77	3:25.56 (5) 1:45.84 (5) 10.88	5:19.16 (5) 1:53.60 (5) 22.66	7:17.43 1:58.27 (5) 36.28	R

Qualification Rules: **1-3 to Semifinal A/B, Remainder to Repechage (1-3->SA/B, 4..->R)**

Note: Boats not moving on to the next round of races shall be ranked last in the overall event placing.

Legend:

(b)	bow	(s)	stroke				
Q	Quarterfinal	H	Heat	R	Repechage	S	Semifinal
F	Final						



SY ROWING-CANOEING PARK ROWING
 顺义奥林匹克水上公园
 PO DE SHUNYI

赛艇 / AVIRON

MEN'S PAIR
 男子双人单桨 / DEUX DE POINTE - HOMMES

HEAT 3
 预赛 第3组 / ELIMINATOIRE 3



4
 (Event)

RESULTS
 成绩单 / RÉSULTATS
 SAT 9 AUG 2008

**M2-
 H3
 Race 17**

World Best Time: **GBR** CRACKNELL/ PINSENT Seville (ESP) 2002 **6:14.27**

Rank	Lane	NOC Code	Name	500m	1000m	1500m	2000m	Qual. Code
1	2	NZL	(b) TWADDLE Nathan (s) BRIDGEWATER George	1:37.96 (2) 0.24	3:18.13 (1) 1:40.17 (1)	4:57.93 (1) 1:39.80 (1)	6:41.65 1:43.72 (1)	SA/B
2	1	SRB	(b) JAGAR Goran (s) STOJIC Nikola	1:37.72 (1)	3:18.98 (2) 1:41.26 (2) 0.85	5:00.74 (2) 1:41.76 (2) 2.81	6:46.71 1:45.97 (2) 5.06	SA/B
3	4	CZE	(b) MAKOVICKA Jakub (s) CHALUPA Vaclav	1:38.25 (3) 0.53	3:19.81 (3) 1:41.56 (3)	5:04.19 (3) 1:44.38 (3)	6:52.50 1:48.31 (3) 10.85	SA/B
4	3	CRO	(b) SKELIN Sinisa (s) SKELIN Niksa	1:39.99 (4) 2.27	3:25.82 (4) 1:45.83 (4) 7.69	5:19.49 (4) 1:53.67 (4) 21.56	7:16.35 1:56.86 (4) 34.70	R

Qualification Rules: **1-3 to Semifinal A/B, Remainder to Repechage (1-3->SA/B, 4.->R)**

Note: Boats not moving on to the next round of races shall be ranked last in the overall event placing.

Legend:

(b)	bow	(s)	stroke				
Q	Quarterfinal	H	Heat	R	Repechage	S	Semifinal
F	Final						



SY ROWING-CANOEING PARK ROWING
 顺义奥林匹克水上公园
 PO DE SHUNYI

MEN'S PAIR
 男子双人单桨 / DEUX DE POINTE - HOMMES

REPECHAGE
 复赛 / REPÉCHAGE



4
(Event)

RESULTS
 成绩单 / RÉSULTATS
 MON 11 AUG 2008

M2-R
Race 55

World Best Time: **GBR** CRACKNELL/ PINSENT Seville (ESP) 2002 **6:14.27**

Rank	Lane	NOC Code	Name	500m	1000m	1500m	2000m	Qual. Code
1	1	USA	(b) WINKLEVOSS Tyler (s) WINKLEVOSS Cameron	1:36.86 (5) 1.80	3:18.13 (3) 1:41.27 (1) 1.57	4:58.27 (3) 1:40.14 (1) 0.81	6:36.87 1:38.60 (1)	SA/B
2	2	CRO	(b) SKELIN Sinisa (s) SKELIN Niksa	1:35.06 (1)	3:16.56 (1) 1:41.50 (2)	4:57.71 (2) 1:41.15 (3) 0.25	6:38.30 1:40.59 (2) 1.43	SA/B
3	5	DEN	(b) NIELSEN Morten Oelgaard (s) LARSEN Thomas Morsing	1:35.38 (2) 0.32	3:17.22 (2) 1:41.84 (3) 0.66	4:57.46 (1) 1:40.24 (2)	6:38.33 1:40.87 (3) 1.46	SA/B
4	3	GBR	(b) BOURNE-TAYLOR Robin (s) SOLESBURY Tom	1:35.71 (3) 0.65	3:18.70 (5) 1:42.99 (5) 2.14	5:00.25 (4) 1:41.55 (4) 2.79	6:41.43 1:41.18 (4) 4.56	FC
5	4	POL	(b) HOJKA Piotr (s) GODEK Jaroslaw	1:36.05 (4) 0.99	3:18.39 (4) 1:42.34 (4) 1.83	5:00.54 (5) 1:42.15 (5) 3.08	6:44.19 1:43.65 (5) 7.32	FC

Qualification Rules: **1-3 to Semifinal A/B, Remainder to Final C (1-3->SA/B, 4..->FC)**

Note: Boats not moving on to the next round of races shall be ranked last in the overall event placing.

Legend:

(b)	bow	(s)	stroke				
Q	Quarterfinal	H	Heat	R	Repechage	S	Semifinal
F	Final						



SY ROWING-CANOEING PARK ROWING
 顺义奥林匹克水上公园
 PO DE SHUNYI

MEN'S PAIR
 男子双人单桨 / DEUX DE POINTE - HOMMES

SEMIFINAL A/B 1
 半决赛 A/B 第1组 / DEMI-FINALE A/B 1



4
(Event)

RESULTS
 成绩单 / RÉSULTATS
 WED 13 AUG 2008

**M2-
SA/B 1
Race 79**

World Best Time: **GBR** CRACKNELL/ PINSENT Seville (ESP) 2002 **6:14.27**

Rank	Lane	NOC Code	Name	500m	1000m	1500m	2000m	Qual. Code
1	6	CAN	(b) CALDER David (s) FRANDSEN Scott	1:34.54 (1)	3:12.39 (1) 1:37.85 (1)	4:52.37 (1) 1:39.98 (4)	6:34.02 1:41.65 (4)	FA
2	4	NZL	(b) TWADDLE Nathan (s) BRIDGEWATER George	1:36.90 (4) 2.36	3:18.12 (3) 1:41.22 (3) 5.73	4:57.29 (3) 1:39.17 (1) 4.92	6:36.05 1:38.76 (1) 2.03	FA
3	5	RSA	(b) KEELING Shaun (s) di CLEMENTE Ramon	1:37.14 (5) 2.60	3:18.55 (4) 1:41.41 (4) 6.16	4:57.99 (4) 1:39.44 (2) 5.62	6:37.18 1:39.19 (2) 3.16	FA
4	2	CZE	(b) MAKOVICKA Jakub (s) CHALUPA Vaclav	1:36.54 (2) 2.00	3:17.09 (2) 1:40.55 (2) 4.70	4:57.02 (2) 1:39.93 (3) 4.65	6:37.88 1:40.86 (3) 3.86	FB
5	3	FRA	(b) PERON Erwan (s) CADOT Laurent	1:36.69 (3) 2.15	3:18.82 (5) 1:42.13 (5) 6.43	5:00.64 (5) 1:41.82 (5) 8.27	6:44.29 1:43.65 (5) 10.27	FB
6	1	CRO	(b) SKELIN Sinisa (s) SKELIN Niksa	1:38.54 (6) 4.00	3:21.32 (6) 1:42.78 (6) 8.93	5:11.72 (6) 1:50.40 (6) 19.35	7:14.50 2:02.78 (6) 40.48	FB

Qualification Rules: **1-3 to Final A, Remainder to Final B (1-3->FA, 4..->FB)**

Note: Boats not moving on to the next round of races shall be ranked last in the overall event placing.

Legend:

(b)	bow	(s)	stroke				
Q	Quarterfinal	H	Heat	R	Repechage	S	Semifinal
F	Final						



SY ROWING-CANOEING PARK ROWING
 顺义奥林匹克水上公园
 PO DE SHUNYI

赛艇 / AVIRON

MEN'S PAIR
 男子双人单桨 / DEUX DE POINTE - HOMMES

SEMIFINAL A/B 2
 半决赛 A/B 第2组 / DEMI-FINALE A/B 2



4
(Event)

RESULTS
 成绩单 / RÉSULTATS
 WED 13 AUG 2008

**M2-
SA/B 2
Race 80**

World Best Time: **GBR** CRACKNELL/ PINSENT Seville (ESP) 2002 **6:14.27**

Rank	Lane	NOC Code	Name	500m	1000m	1500m	2000m	Qual. Code
1	3	AUS	(b) GINN Drew (s) FREE Duncan	1:34.15 (1)	3:13.12 (1) 1:38.97 (1)	4:52.94 (1) 1:39.82 (1)	6:34.29 1:41.35 (4)	FA
2	1	USA	(b) WINKLEVOSS Tyler (s) WINKLEVOSS Cameron	1:38.22 (5) 4.07	3:20.56 (5) 1:42.34 (4) 7.44	5:02.31 (5) 1:41.75 (4) 9.37	6:36.65 1:34.34 (1) 2.36	FA
3	5	GER	(b) LEHMANN Tom (s) DRAHOTTA Felix	1:36.05 (2) 1.90	3:18.94 (4) 1:42.89 (5) 5.82	5:00.63 (4) 1:41.69 (3) 7.69	6:37.26 1:36.63 (2) 2.97	FA
4	4	SRB	(b) JAGAR Goran (s) STOJIC Nikola	1:36.30 (3) 2.15	3:16.29 (2) 1:39.99 (2) 3.17	4:58.55 (2) 1:42.26 (5) 5.61	6:38.96 1:40.41 (3) 4.67	FB
5	2	ITA	(b) de VITA Giuseppe (s) LEONARDO Raffaello	1:37.03 (4) 2.88	3:18.70 (3) 1:41.67 (3) 5.58	4:58.92 (3) 1:40.22 (2) 5.98	6:47.30 1:48.38 (6) 13.01	FB
6	6	DEN	(b) NIELSEN Morten Oelgaard (s) LARSEN Thomas Morsing	1:38.63 (6) 4.48	3:22.55 (6) 1:43.92 (6) 9.43	5:07.00 (6) 1:44.45 (6) 14.06	6:48.65 1:41.65 (5) 14.36	FB

Qualification Rules: **1-3 to Final A, Remainder to Final B (1-3->FA, 4..->FB)**

Note: Boats not moving on to the next round of races shall be ranked last in the overall event placing.

Legend:

(b)	bow	(s)	stroke				
Q	Quarterfinal	H	Heat	R	Repechage	S	Semifinal
F	Final						



SY ROWING-CANOEING PARK ROWING
 顺义奥林匹克水上公园
 PO DE SHUNYI

MEN'S PAIR
 男子双人单桨 / DEUX DE POINTE - HOMMES

FINAL B
 决赛 B / FINALE B



4
 (Event)

RESULTS
 成绩单 / RÉSULTATS
 FRI 15 AUG 2008

**M2-
 FB
 Race 107**

World Best Time: **GBR** CRACKNELL/ PINSENT Seville (ESP) 2002 **6:14.27**

Rank	Lane	NOC Code	Name	500m	1000m	1500m	2000m	Qual. Code
1	4	SRB	(b) JAGAR Goran (s) STOJIC Nikola	1:39.74 (3) 0.48	3:22.46 (1) 1:42.72 (1)	5:06.36 (1) 1:43.90 (1)	6:49.12 1:42.76 (2)	
2	3	CZE	(b) MAKOVICKA Jakub (s) CHALUPA Vaclav	1:39.51 (2) 0.25	3:23.21 (2) 1:43.70 (2)	5:08.14 (2) 1:44.93 (2)	6:52.57 1:44.43 (4) 3.45	
3	5	FRA	(b) PERON Erwan (s) CADOT Laurent	1:39.26 (1)	3:24.84 (3) 1:45.58 (4) 2.38	5:10.67 (3) 1:45.83 (3) 4.31	6:54.40 1:43.73 (3) 5.28	
4	6	DEN	(b) NIELSEN Morten Oelgaard (s) LARSEN Thomas Morsing	1:40.84 (4) 1.58	3:26.48 (4) 1:45.64 (5) 4.02	5:12.72 (4) 1:46.24 (4) 6.36	6:55.37 1:42.65 (1) 6.25	
5	2	ITA	(b) DENTALE Dario (s) LEONARDO Raffaello	1:41.92 (6) 2.66	3:27.17 (5) 1:45.25 (3) 4.71	5:14.79 (5) 1:47.62 (5) 8.43	7:04.91 1:50.12 (5) 15.79	
6	1	CRO	(b) SKELIN Sinisa (s) SKELIN Niksa	1:41.66 (5) 2.40	3:27.88 (6) 1:46.22 (6) 5.42	5:15.96 (6) 1:48.08 (6) 9.60	7:11.19 1:55.23 (6) 22.07	

Note: Boats not moving on to the next round of races shall be ranked last in the overall event placing.

Legend:

(b)	bow	(s)	stroke				
Q	Quarterfinal	H	Heat	R	Repechage	S	Semifinal
F	Final						



SY ROWING-CANOEING PARK ROWING
 顺义奥林匹克水上公园
 PO DE SHUNYI

MEN'S PAIR
 男子双人单桨 / DEUX DE POINTE - HOMMES

FINAL A
 决赛 A / FINALE A



4
 (Event)

RESULTS
 成绩单 / RÉSULTATS
 SAT 16 AUG 2008

M2-FA
Race 123

World Best Time: **GBR** CRACKNELL/ PINSENT Seville (ESP) 2002 **6:14.27**

Rank	Lane	NOC Code	Name	500m	1000m	1500m	2000m	Qual. Code
1	4	AUS	(b) GINN Drew (s) FREE Duncan	1:35.52 (2) 0.49	3:16.02 (2) 1:40.50 (1) 0.22	4:56.43 (1) 1:40.41 (1)	6:37.44 1:41.01 (3)	
2	3	CAN	(b) CALDER David (s) FRANSEN Scott	1:35.03 (1)	3:15.80 (1) 1:40.77 (2)	4:58.04 (2) 1:42.24 (3) 1.61	6:39.55 1:41.51 (5) 2.11	
3	2	NZL	(b) TWADDLE Nathan (s) BRIDGEWATER George	1:38.04 (3) 3.01	3:21.71 (3) 1:43.67 (3) 5.91	5:03.13 (3) 1:41.42 (2) 6.70	6:44.19 1:41.06 (4) 6.75	
4	6	GER	(b) LEHMANN Tom (s) DRAHOTTA Felix	1:39.58 (4) 4.55	3:24.81 (5) 1:45.23 (5) 9.01	5:09.71 (5) 1:44.90 (4) 13.28	6:47.40 1:37.69 (1) 9.96	
5	1	RSA	(b) KEELING Shaun (s) di CLEMENTE Ramon	1:39.83 (5) 4.80	3:23.71 (4) 1:43.88 (4) 7.91	5:08.71 (4) 1:45.00 (5) 12.28	6:47.83 1:39.12 (2) 10.39	
6	5	USA	(b) WINKLEVOSS Tyler (s) WINKLEVOSS Cameron	1:42.30 (6) 7.27	3:29.20 (6) 1:46.90 (6) 13.40	5:17.83 (6) 1:48.63 (6) 21.40	7:05.58 1:47.75 (6) 28.14	

Note: Boats not moving on to the next round of races shall be ranked last in the overall event placing.

Legend:

(b)	bow	(s)	stroke				
Q	Quarterfinal	H	Heat	R	Repechage	S	Semifinal
F	Final						



4
(Event)

RESULTS SUMMARY BY EVENT
 按项目的比赛成绩总览表 / RÉSUMÉ DES RÉSULTATS PAR ÉPREUVE

M2-

As of 16 AUG 2008

Race	Date	Round	Rank						Qualification Rules
			1	2	3	4	5	6	
Heats									
15	09 AUG 2008	1	FRA 6:46.57	ITA 6:51.01	CAN 6:54.88	POL 7:01.90	USA 7:13.64	1-3->SA/B, 4...>R	
16	09 AUG 2008	2	AUS 6:41.15	RSA 6:45.26	GER 6:48.60	GBR 6:59.48	DEN 7:17.43	1-3->SA/B, 4...>R	
17	09 AUG 2008	3	NZL 6:41.65	SRB 6:46.71	CZE 6:52.50	CRO 7:16.35	1-3->SA/B, 4...>R		
Repechage									
55	11 AUG 2008		USA 6:36.87	CRO 6:38.30	DEN 6:38.33	GBR 6:41.43	POL 6:44.19	1-3->SA/B, 4...>FC	
Semifinals									
79	13 AUG 2008	A/B 1	CAN 6:34.02	NZL 6:36.05	RSA 6:37.18	CZE 6:37.88	FRA 6:44.29	CRO 7:14.50	1-3->FA, 4...>FB
80	13 AUG 2008	A/B 2	AUS 6:34.29	USA 6:36.65	GER 6:37.26	SRB 6:38.96	ITA 6:47.30	DEN 6:48.65	1-3->FA, 4...>FB
Finals									
86	13 AUG 2008	C	GBR 6:46.83	POL 6:53.68					
107	15 AUG 2008	B	SRB 6:49.12	CZE 6:52.57	FRA 6:54.40	DEN 6:55.37	ITA 7:04.91	CRO 7:11.19	
123	16 AUG 2008	A	AUS 6:37.44	CAN 6:39.55	NZL 6:44.19	GER 6:47.40	RSA 6:47.83	USA 7:05.58	

Participating Crew

AUS (b)GINN Drew (s)FREE Duncan	CAN (b)CALDER David (s)FRANSEN Scott	CRO (b)SKELIN Sinisa (s)SKELIN Niksa	CZE (b)MAKOVICKA Jakub (s)CHALUPA Vaclav	DEN (b)NIELSEN Morten Oelgaard (s)LARSEN Thomas Morsing
FRA (b)PERON Erwan (s)CADOT Laurent	GBR (b)BOURNE-TAYLOR Robin (s)SOLESBURY Tom	GER (b)LEHMANN Tom (s)DRAHOTTA Felix	ITA (b)DENTALE Dario (s)LEONARDO Raffaello	NZL (b)TWADDLE Nathan (s)BRIDGEWATER George
POL (b)HOJKA Piotr (s)GODEK Jaroslaw	RSA (b)KEELING Shaun (s)di CLEMENTE Ramon	SRB (b)JAGAR Goran (s)STOJIC Nikola	USA (b)WINKLEVOSS Tyler (s)WINKLEVOSS Cameron	

Note: Names of crew are as entered in their last race. Boats not moving on to the next round of races shall be ranked last in the overall event placing.

Legend:							
(b)	bow	(s)	stroke				
Q	Quarterfinal	H	Heat	R	Repechage	S	Semifinal
F	Final						



SY ROWING-CANOEING PARK ROWING
 顺义奥林匹克水上公园
 PO DE SHUNYI

赛艇 / AVIRON

WOMEN'S DOUBLE SCULLS
 女子双人双桨 / DEUX DE COUPLE - FEMMES

HEAT 1
 预赛 第1组 / ELIMINATOIRE 1



5
(Event)

RESULTS
 成绩单 / RÉSULTATS
 SAT 9 AUG 2008

W2x
H1
Race 18

World Best Time: **NZL** EVERS-SWINDELL/ EVERS-SWINDELL Seville (ESP) 2002 **6:38.78**

Rank	Lane	NOC Code	Name	500m	1000m	1500m	2000m	Qual. Code
1	2	NZL	(b) EVERS-SWINDELL Georgina (s) EVERS-SWINDELL Caroline	1:40.97 (1)	3:25.71 (1) 1:44.74 (1)	5:13.03 (1) 1:47.32 (1)	7:03.92 1:50.89 (2)	FA
2	3	GER	(b) THIELE Annekatrin (s) HUTH Christiane	1:44.10 (4) 3.13	3:31.63 (4) 1:47.53 (3) 5.92	5:21.66 (4) 1:50.03 (4) 8.63	7:09.06 1:47.40 (1) 5.14	R
3	4	USA	(b) KALMOE Megan (s) TOMEK Ellen	1:43.29 (3) 2.32	3:29.96 (2) 1:46.67 (2) 4.25	5:19.35 (2) 1:49.39 (2) 6.32	7:11.17 1:51.82 (4) 7.25	R
4	1	ROU	(b) NEACSU Ionelia (s) COGIANU Roxana Gabriela	1:43.04 (2) 2.07	3:31.32 (3) 1:48.28 (4) 5.61	5:21.16 (3) 1:49.84 (3) 8.13	7:12.17 1:51.01 (3) 8.25	R
5	5	UKR	(b) TARASENKO Kateryna (s) DEMENTYEVA Yana	1:44.40 (5) 3.43	3:35.26 (5) 1:50.86 (5) 9.55	5:29.73 (5) 1:54.47 (5) 16.70	7:25.03 1:55.30 (5) 21.11	R

Qualification Rules: **1 to Final A, Remainder to Repechage (1->FA, 2..->R)**

Note: Boats not moving on to the next round of races shall be ranked last in the overall event placing.

Legend:

(b)	bow	(s)	stroke				
Q	Quarterfinal	H	Heat	R	Repechage	S	Semifinal
F	Final						



SY ROWING-CANOEING PARK ROWING
 顺义奥林匹克水上公园
 PO DE SHUNYI

WOMEN'S DOUBLE SCULLS
 女子双人双桨 / DEUX DE COUPLE - FEMMES

HEAT 2
 预赛 第2组 / ELIMINATOIRE 2



5
(Event)

RESULTS
 成绩单 / RÉSULTATS
 SAT 9 AUG 2008

W2x
H2
Race 19

World Best Time: **NZL** EVERS-SWINDELL/ EVERS-SWINDELL Seville (ESP) 2002 **6:38.78**

Rank	Lane	NOC Code	Name	500m	1000m	1500m	2000m	Qual. Code
1	3	CHN	(b) LI Qin (s) TIAN Liang	1:40.66 (1)	3:28.88 (1) 1:48.22 (1)	5:17.70 (1) 1:48.82 (2)	7:03.13 1:45.43 (2)	FA
2	2	CZE	(b) ANTOSOVA Jitka (s) VAREKOVA Gabriela	1:42.90 (3) 2.24	3:31.57 (2) 1:48.67 (2) 2.69	5:19.11 (2) 1:47.54 (1) 1.41	7:04.23 1:45.12 (1) 1.10	R
3	4	GBR	(b) LAVERICK Elise (s) BEBINGTON Anna	1:42.14 (2) 1.48	3:31.75 (3) 1:49.61 (4) 2.87	5:21.36 (3) 1:49.61 (3) 3.66	7:08.65 1:47.29 (3) 5.52	R
4	1	AUS	(b) SENS Catriona (s) MILLS Sonia	1:44.62 (4) 3.96	3:33.90 (4) 1:49.28 (3) 5.02	5:24.12 (4) 1:50.22 (4) 6.42	7:13.25 1:49.13 (4) 10.12	R
5	5	ITA	(b) SCHIAVONE Laura (s) SANCASSANI Elisabetta	1:46.76 (5) 6.10	3:40.05 (5) 1:53.29 (5) 11.17	5:35.84 (5) 1:55.79 (5) 18.14	7:30.25 1:54.41 (5) 27.12	R

Qualification Rules: **1 to Final A, Remainder to Repechage (1->FA, 2..->R)**

Note: Boats not moving on to the next round of races shall be ranked last in the overall event placing.

Legend:

(b)	bow	(s)	stroke				
Q	Quarterfinal	H	Heat	R	Repechage	S	Semifinal
F	Final						



SY ROWING-CANOEING PARK ROWING
 顺义奥林匹克水上公园
 PO DE SHUNYI

WOMEN'S DOUBLE SCULLS
 女子双人双桨 / DEUX DE COUPLE - FEMMES

REPECHAGE 1
 复赛 第1组 / REPÊCHAGE 1



5
(Event)

RESULTS
 成绩单 / RÉSULTATS
 MON 11 AUG 2008

W2x
R1
Race 56

World Best Time: **NZL** EVERS-SWINDELL/ EVERS-SWINDELL Seville (ESP) 2002 **6:38.78**

Rank	Lane	NOC Code	Name	500m	1000m	1500m	2000m	Qual. Code
1	3	GBR	(b) LAVERICK Elise (s) BEBINGTON Anna	1:39.46 (2) 0.66	3:25.96 (2) 1:46.50 (2) 2.13	5:12.45 (2) 1:46.49 (2) 1.99	6:54.92 1:42.47 (1)	FA
2	2	GER	(b) THIELE Annetatrin (s) HUTH Christiane	1:38.80 (1)	3:23.83 (1) 1:45.03 (1)	5:10.46 (1) 1:46.63 (3)	6:55.96 1:45.50 (=2) 1.04	FA
3	1	ROU	(b) NEACSU Ionelia (s) COGIANU Roxana Gabriela	1:42.51 (4) 3.71	3:29.76 (4) 1:47.25 (4) 5.93	5:16.19 (3) 1:46.43 (1) 5.73	7:01.69 1:45.50 (=2) 6.77	FB
4	4	ITA	(b) SCHIAVONE Laura (s) SANCASSANI Elisabetta	1:41.68 (3) 2.88	3:28.32 (3) 1:46.64 (3) 4.49	5:17.66 (4) 1:49.34 (4) 7.20	7:08.00 1:50.34 (4) 13.08	FB

Qualification Rules: **1-2 to Final A, Remainder to Final B (1-2->FA, 3..->FB)**

Note: Boats not moving on to the next round of races shall be ranked last in the overall event placing.

Legend:

(b)	bow	(s)	stroke				
Q	Quarterfinal	H	Heat	R	Repechage	S	Semifinal
F	Final						



SY ROWING-CANOEING PARK ROWING
 顺义奥林匹克水上公园
 PO DE SHUNYI

WOMEN'S DOUBLE SCULLS
 女子双人双桨 / DEUX DE COUPLE - FEMMES

REPECHAGE 2
 复赛 第2组 / REPÊCHAGE 2



5
(Event)

RESULTS
 成绩单 / RÉSULTATS
 MON 11 AUG 2008

W2x
R2
Race 57

World Best Time: **NZL** EVERS-SWINDELL/ EVERS-SWINDELL Seville (ESP) 2002 **6:38.78**

Rank	Lane	NOC Code	Name	500m	1000m	1500m	2000m	Qual. Code
1	3	USA	(b) KALMOE Megan (s) TOMEK Ellen	1:39.48 (1)	3:24.69 (1) 1:45.21 (1)	5:11.52 (1) 1:46.83 (1)	6:58.84 1:47.32 (2)	FA
2	2	CZE	(b) ANTOSOVA Jitka (s) VAREKOVA Gabriela	1:41.14 (4) 1.66	3:27.54 (3) 2.85	5:15.34 (2) 3.82	7:00.75 1:45.41 (1) 1.91	FA
3	1	AUS	(b) SENS Catriona (s) MILLS Sonia	1:40.62 (3) 1.14	3:27.34 (2) 2.65	5:16.82 (3) 5.30	7:04.30 1:47.48 (3) 5.46	FB
4	4	UKR	(b) TARASENKO Kateryna (s) DEMENTYEVA Yana	1:39.79 (2) 0.31	3:27.85 (4) 3.16	5:18.21 (4) 6.69	7:06.77 1:48.56 (4) 7.93	FB

Qualification Rules: **1-2 to Final A, Remainder to Final B (1-2->FA, 3..->FB)**

Note: Boats not moving on to the next round of races shall be ranked last in the overall event placing.

Legend:

(b)	bow	(s)	stroke				
Q	Quarterfinal	H	Heat	R	Repechage	S	Semifinal
F	Final						



SY ROWING-CANOEING PARK ROWING
 顺义奥林匹克水上公园
 PO DE SHUNYI

WOMEN'S DOUBLE SCULLS
 女子双人双桨 / DEUX DE COUPLE - FEMMES

FINAL B
 决赛 B / FINALE B



5
 (Event)

RESULTS
 成绩单 / RÉSULTATS
 FRI 15 AUG 2008

W2x
FB
Race 108

World Best Time: **NZL** EVERS-SWINDELL/ EVERS-SWINDELL Seville (ESP) 2002 **6:38.78**

Rank	Lane	NOC Code	Name	500m	1000m	1500m	2000m	Qual. Code
1	1	UKR	(b) TARASENKO Kateryna (s) DEMENTYEVA Yana	1:43.16 (1)	3:32.77 (1) 1:49.61 (3)	5:25.73 (1) 1:52.96 (2)	7:17.82 1:52.09 (1)	
2	2	AUS	(b) SENS Catriona (s) MILLS Sonia	1:45.17 (2) 2.01	3:34.05 (2) 1:48.88 (1) 1.28	5:27.53 (3) 1:53.48 (3) 1.80	7:19.73 1:52.20 (2) 1.91	
3	3	ROU	(b) NEACSU Ionelia (s) COGIANU Roxana Gabriela	1:46.10 (3) 2.94	3:35.51 (3) 1:49.41 (2) 2.74	5:26.73 (2) 1:51.22 (1) 1.00	7:20.99 1:54.26 (3) 3.17	
4	4	ITA	(b) SCHIAVONE Laura (s) SANCASSANI Elisabetta	1:46.96 (4) 3.80	3:38.16 (4) 1:51.20 (4) 5.39	5:32.73 (4) 1:54.57 (4) 7.00	7:29.22 1:56.49 (4) 11.40	

Note: Boats not moving on to the next round of races shall be ranked last in the overall event placing.

Legend:

(b)	bow	(s)	stroke				
Q	Quarterfinal	H	Heat	R	Repechage	S	Semifinal
F	Final						



SY ROWING-CANOEING PARK ROWING
 顺义奥林匹克水上公园
 PO DE SHUNYI

WOMEN'S DOUBLE SCULLS
 女子双人双桨 / DEUX DE COUPLE - FEMMES

FINAL A
 决赛 A / FINALE A



5
 (Event)

RESULTS
 成绩单 / RÉSULTATS
 SAT 16 AUG 2008

W2x
FA
Race 124

World Best Time: **NZL** EVERS-SWINDELL/ EVERS-SWINDELL Seville (ESP) 2002 **6:38.78**

Rank	Lane	NOC Code	Name	500m	1000m	1500m	2000m	Qual. Code
1	3	NZL	(b) EVERS-SWINDELL Georgina (s) EVERS-SWINDELL Caroline	1:44.03 (4) 1.63	3:31.97 (2) 1:47.94 (1) 1.18	5:21.60 (2) 1:49.63 (3) 1.65	7:07.32 1:45.72 (2)	
2	1	GER	(b) THIELE Annekatrin (s) HUTH Christiane	1:42.79 (2) 0.39	3:30.79 (1) 1:48.00 (2)	5:19.95 (1) 1:49.16 (2)	7:07.33 1:47.38 (3) 0.01	
3	2	GBR	(b) LAVERICK Elise (s) BEBINGTON Anna	1:43.79 (3) 1.39	3:34.04 (4) 1:50.25 (5) 3.25	5:23.14 (3) 1:49.10 (1) 3.19	7:07.55 1:44.41 (1) 0.23	
4	4	CHN	(b) LI Qin (s) TIAN Liang	1:42.40 (1) 1.76	3:32.55 (3) 1:50.15 (4) 1.76	5:24.79 (4) 1:52.24 (5) 4.84	7:15.85 1:51.06 (4) 8.53	
5	5	USA	(b) KALMOE Megan (s) TOMEK Ellen	1:44.46 (5) 2.06	3:34.52 (5) 1:50.06 (3) 3.73	5:26.06 (5) 1:51.54 (4) 6.11	7:17.53 1:51.47 (5) 10.21	
6	6	CZE	(b) KNAPKOVA Miroslava (s) VAREKOVA Gabriela	1:45.23 (6) 2.83	3:38.50 (6) 1:53.27 (6) 7.71	5:32.79 (6) 1:54.29 (6) 12.84	7:25.09 1:52.30 (6) 17.77	

Note: Boats not moving on to the next round of races shall be ranked last in the overall event placing.

Legend:

(b)	bow	(s)	stroke				
Q	Quarterfinal	H	Heat	R	Repechage	S	Semifinal
F	Final						



5
(Event)

RESULTS SUMMARY BY EVENT
 按项目的比赛成绩总览表 / RÉSUMÉ DES RÉSULTATS PAR ÉPREUVE

W2x

As of 16 AUG 2008

Race	Date	Round	Rank						Qualification Rules
			1	2	3	4	5	6	

Heats

18	09 AUG 2008	1	NZL 7:03.92	GER 7:09.06	USA 7:11.17	ROU 7:12.17	UKR 7:25.03	1->FA, 2..->R
19	09 AUG 2008	2	CHN 7:03.13	CZE 7:04.23	GBR 7:08.65	AUS 7:13.25	ITA 7:30.25	1->FA, 2..->R

Repechages

56	11 AUG 2008	1	GBR 6:54.92	GER 6:55.96	ROU 7:01.69	ITA 7:08.00	1-2->FA, 3..->FB
57	11 AUG 2008	2	USA 6:58.84	CZE 7:00.75	AUS 7:04.30	UKR 7:06.77	1-2->FA, 3..->FB

Finals

108	15 AUG 2008	B	UKR 7:17.82	AUS 7:19.73	ROU 7:20.99	ITA 7:29.22		
124	16 AUG 2008	A	NZL 7:07.32	GER 7:07.33	GBR 7:07.55	CHN 7:15.85	USA 7:17.53	CZE 7:25.09

Participating Crew

AUS (b)SENS Catriona (s)MILLS Sonia	CHN (b)LI Qin (s)TIAN Liang	CZE (b)KNAPKOVA Miroslava (s)VAREKOVA Gabriela	GBR (b)LAVERICK Elise (s)BEBINGTON Anna	GER (b)THIELE Annkatrin (s)HUTH Christiane
ITA (b)SCHIAVONE Laura (s)SANCASSANI Elisabetta	NZL (b)EVERS-SWINDELL Georgina (s)EVERS-SWINDELL Caroline	ROU (b)NEACSU Ionelia (s)COGIANU Roxana Gabriela	UKR (b)TARASENKO Kateryna (s)DEMENTYEVA Yana	USA (b)KALMOE Megan (s)TOMEK Ellen

Note: Names of crew are as entered in their last race. Boats not moving on to the next round of races shall be ranked last in the overall event placing.

Legend:

(b)	bow	(s)	stroke				
Q	Quarterfinal	H	Heat	R	Repechage	S	Semifinal
F	Final						



SY ROWING-CANOEING PARK ROWING
 顺义奥林匹克水上公园
 PO DE SHUNYI

赛艇 / AVIRON

MEN'S DOUBLE SCULLS
 男子双人双桨 / DEUX DE COUPLE - HOMMES

HEAT 1
 预赛 第1组 / ELIMINATOIRE 1



6
(Event)

RESULTS
 成绩单 / RÉSULTATS
 SAT 9 AUG 2008

**M2x
 H1
 Race 20**

World Best Time: **FRA** MACQUET/ HARDY Poznan (POL) 2006 **6:03.25**

Rank	Lane	NOC Code	Name	500m	1000m	1500m	2000m	Qual. Code
1	4	NZL	(b) WADDELL Rob (s) COHEN Nathan	1:32.93 (2) 2.16	3:10.64 (2) 1:37.71 (2) 2.82	4:48.93 (2) 1:38.29 (1) 1.67	6:24.32 1:35.39 (1)	SA/B
2	1	BLR	(b) MIHAL Dzianis (s) SHCHARBACHENIA Stanislau	1:30.77 (1)	3:07.82 (1) 1:37.05 (1)	4:47.26 (1) 1:39.44 (3)	6:27.18 1:39.92 (4) 2.86	SA/B
3	2	GER	(b) WENZEL Clemens (s) BRODOWSKI Karsten	1:34.48 (3) 3.71	3:13.15 (3) 1:38.67 (3) 5.33	4:52.04 (3) 1:38.89 (2) 4.78	6:29.60 1:37.56 (2) 5.28	SA/B
4	3	BEL	(b) POELVOORDE Bart (s) RAES Christophe	1:35.34 (5) 4.57	3:14.13 (4) 1:38.79 (4) 6.31	4:53.79 (4) 1:39.66 (4) 6.53	6:31.84 1:38.05 (3) 7.52	R
5	5	USA	(b) PIERMARINI Wes (s) HOVEY Elliot	1:34.77 (4) 4.00	3:14.61 (5) 1:39.84 (5) 6.79	4:56.33 (5) 1:41.72 (5) 9.07	6:39.37 1:43.04 (5) 15.05	R

Qualification Rules: **1-3 to Semifinal A/B, Remainder to Repechage (1-3->SA/B, 4..->R)**

Note: Boats not moving on to the next round of races shall be ranked last in the overall event placing.

Legend:

(b)	bow	(s)	stroke				
Q	Quarterfinal	H	Heat	R	Repechage	S	Semifinal
F	Final						



SY ROWING-CANOEING PARK ROWING
 顺义奥林匹克水上公园
 PO DE SHUNYI

赛艇 / AVIRON
MEN'S DOUBLE SCULLS
 男子双人双桨 / DEUX DE COUPLE - HOMMES



HEAT 2
 预赛 第2组 / ELIMINATOIRE 2

6
 (Event)

RESULTS
 成绩单 / RÉSULTATS
 SAT 9 AUG 2008

**M2x
 H2
 Race 21**

World Best Time: **FRA** MACQUET/ HARDY Poznan (POL) 2006 **6:03.25**

Rank	Lane	NOC Code	Name	500m	1000m	1500m	2000m	Qual. Code
1	3	GBR	(b) WELLS Matthew (s) ROWBOTHAM Stephen	1:32.75 (2) 0.56	3:10.19 (2) 1:37.44 (1) 0.39	4:48.25 (1) 1:38.06 (1)	6:26.33 1:38.08 (2)	SA/B
2	1	CRO	(b) KUSURIN Ante (s) VEKIC Mario	1:33.26 (3) 1.07	3:11.22 (3) 1:37.96 (3) 1.42	4:50.69 (3) 1:39.47 (3) 2.44	6:27.38 1:36.69 (1) 1.05	SA/B
3	4	EST	(b) ENDREKSON Tonu (s) JAANSON Juri	1:32.19 (1)	3:09.80 (1) 1:37.61 (2)	4:48.60 (2) 1:38.80 (2) 0.35	6:27.95 1:39.35 (3) 1.62	SA/B
4	5	RUS	(b) KORNILOV Alexander (s) SVIRIN Alexey	1:34.75 (4) 2.56	3:13.27 (4) 1:38.52 (4) 3.47	4:55.92 (4) 1:42.65 (4) 7.67	6:44.46 1:48.54 (5) 18.13	R
5	2	IRQ	(b) NOZAD Haidar (s) JEBUR Hussein	1:36.63 (5) 4.44	3:24.59 (5) 1:47.96 (5) 14.79	5:13.33 (5) 1:48.74 (5) 25.08	7:00.46 1:47.13 (4) 34.13	R

Qualification Rules: **1-3 to Semifinal A/B, Remainder to Repechage (1-3->SA/B, 4..->R)**

Note: Boats not moving on to the next round of races shall be ranked last in the overall event placing.

Legend:

(b)	bow	(s)	stroke				
Q	Quarterfinal	H	Heat	R	Repechage	S	Semifinal
F	Final						



SY ROWING-CANOEING PARK ROWING
 顺义奥林匹克水上公园
 PO DE SHUNYI

赛艇 / AVIRON
MEN'S DOUBLE SCULLS
 男子双人双桨 / DEUX DE COUPLE - HOMMES



HEAT 3
 预赛 第3组 / ELIMINATOIRE 3

6
 (Event)

RESULTS
 成绩单 / RÉSULTATS
 SAT 9 AUG 2008

**M2x
 H3
 Race 22**

World Best Time: **FRA** MACQUET/ HARDY Poznan (POL) 2006 **6:03.25**

Rank	Lane	NOC Code	Name	500m	1000m	1500m	2000m	Qual. Code
1	4	AUS	(b) CRAWSHAY David (s) BRENNAN Scott	1:32.12 (2) 0.66	3:08.27 (1) 1:36.15 (1)	4:45.76 (1) 1:37.49 (1)	6:21.39 1:35.63 (2)	SA/B
2	2	FRA	(b) MACQUET Jean-Baptiste (s) HARDY Adrien	1:31.46 (1)	3:08.93 (3) 1:37.47 (3) 0.66	4:46.46 (2) 1:37.53 (2) 0.70	6:21.92 1:35.46 (1) 0.53	SA/B
3	3	SLO	(b) SPIK Luka (s) COP Iztok	1:32.34 (3) 0.88	3:08.57 (2) 1:36.23 (2)	4:47.12 (3) 1:38.55 (3) 1.36	6:39.49 1:52.37 (4) 18.10	SA/B
4	1	BUL	(b) YANAKIEV Martin (s) YANAKIEV Ivo	1:36.49 (4) 5.03	3:16.99 (4) 1:40.50 (4) 8.72	4:58.11 (4) 1:41.12 (4) 12.35	6:45.03 1:46.92 (3) 23.64	R
	5	CHN	(b) SU Hui (s) ZHANG Liang					EXC

Qualification Rules: **1-3 to Semifinal A/B, Remainder to Repechage (1-3->SA/B, 4..->R)**

Note: Boats not moving on to the next round of races shall be ranked last in the overall event placing.

Legend:

EXC	Excluded						
(b)	bow	(s)	stroke				
Q	Quarterfinal	H	Heat	R	Repechage	S	Semifinal
F	Final						



SY ROWING-CANOEING PARK ROWING
 顺义奥林匹克水上公园
 PO DE SHUNYI

MEN'S DOUBLE SCULLS
 男子双人双桨 / DEUX DE COUPLE - HOMMES

REPECHAGE
 复赛 / REPÉCHAGE



6
(Event)

RESULTS
 成绩单 / RÉSULTATS
 MON 11 AUG 2008

M2x
R
Race 58

World Best Time: **FRA** MACQUET/ HARDY Poznan (POL) 2006 **6:03.25**

Rank	Lane	NOC Code	Name	500m	1000m	1500m	2000m	Qual. Code
1	2	RUS	(b) KORNILOV Alexander (s) SVIRIN Alexey	1:31.13 (1)	3:08.09 (1) 1:36.96 (1)	4:45.69 (1) 1:37.60 (2)	6:23.52 1:37.83 (4)	SA/B
2	3	BEL	(b) POELVOORDE Bart (s) RAES Christophe	1:32.08 (2) 0.95	3:09.60 (2) 1.51 1:37.52 (2)	4:47.37 (2) 1.68 1:37.77 (3)	6:24.01 0.49 1:36.64 (3)	SA/B
3	4	BUL	(b) YANAKIEV Martin (s) YANAKIEV Ivo	1:34.37 (5) 3.24	3:13.15 (4) 5.06 1:38.78 (4)	4:49.97 (4) 4.28 1:36.82 (1)	6:24.70 1.18 1:34.73 (1)	SA/B
4	1	USA	(b) PIERMARINI Wes (s) HOVEY Elliot	1:32.35 (3) 1.22	3:10.55 (3) 2.46 1:38.20 (3)	4:49.54 (3) 3.85 1:38.99 (4)	6:26.05 2.53 1:36.51 (2)	FC
5	5	IRQ	(b) NOZAD Haidar (s) JEBUR Hussein	1:33.20 (4) 2.07	3:16.97 (5) 8.88 1:43.77 (5)	5:04.25 (5) 18.56 1:47.28 (5)	6:52.71 29.19 1:48.46 (5)	FC

Qualification Rules: **1-3 to Semifinal A/B, Remainder to Final C (1-3->SA/B, 4..->FC)**

Note: Boats not moving on to the next round of races shall be ranked last in the overall event placing.

Legend:

(b)	bow	(s)	stroke				
Q	Quarterfinal	H	Heat	R	Repechage	S	Semifinal
F	Final						



SY ROWING-CANOEING PARK ROWING
 顺义奥林匹克水上公园
 PO DE SHUNYI

赛艇 / AVIRON
MEN'S DOUBLE SCULLS
 男子双人双桨 / DEUX DE COUPLE - HOMMES



SEMIFINAL A/B 1
 半决赛 A/B 第1组 / DEMI-FINALE A/B 1

6
 (Event)

RESULTS
 成绩单 / RÉSULTATS
 WED 13 AUG 2008

M2x
SA/B 1
Race 81

World Best Time: **FRA** MACQUET/ HARDY Poznan (POL) 2006 **6:03.25**

Rank	Lane	NOC Code	Name	500m	1000m	1500m	2000m	Qual. Code
1	3	AUS	(b) CRAWSHAY David (s) BRENNAN Scott	1:31.55 (1)	3:08.98 (2) 1:37.43 (3) 0.65	4:46.80 (2) 1:37.82 (2) 0.35	6:21.50 1:34.70 (2)	FA
2	6	SLO	(b) SPIK Luka (s) COP Iztok	1:31.85 (2) 0.30	3:08.33 (1) 1:36.48 (1)	4:46.45 (1) 1:38.12 (3)	6:23.81 1:37.36 (5) 2.31	FA
3	4	NZL	(b) WADDELL Rob (s) COHEN Nathan	1:32.17 (3) 0.62	3:09.48 (3) 1:37.31 (2) 1.15	4:47.19 (3) 1:37.71 (1) 0.74	6:24.16 1:36.97 (4) 2.66	FA
4	5	CRO	(b) KUSURIN Ante (s) VEKIC Mario	1:33.80 (5) 2.25	3:11.66 (4) 1:37.86 (4) 3.33	4:50.26 (4) 1:38.60 (5) 3.81	6:24.89 1:34.63 (1) 3.39	FB
5	1	BEL	(b) POELVOORDE Bart (s) RAES Christophe	1:34.14 (6) 2.59	3:12.51 (6) 1:38.37 (5) 4.18	4:51.08 (6) 1:38.57 (4) 4.63	6:26.91 1:35.83 (3) 5.41	FB
6	2	GER	(b) WENZEL Clemens (s) BRODOWSKI Karsten	1:33.43 (4) 1.88	3:11.87 (5) 1:38.44 (6) 3.54	4:50.48 (5) 1:38.61 (6) 4.03	6:28.46 1:37.98 (6) 6.96	FB

Qualification Rules: **1-3 to Final A, Remainder to Final B (1-3->FA, 4..->FB)**

Note: Boats not moving on to the next round of races shall be ranked last in the overall event placing.

Legend:

(b)	bow	(s)	stroke				
Q	Quarterfinal	H	Heat	R	Repechage	S	Semifinal
F	Final						



SY ROWING-CANOEING PARK ROWING
 顺义奥林匹克水上公园
 PO DE SHUNYI

赛艇 / AVIRON
MEN'S DOUBLE SCULLS
 男子双人双桨 / DEUX DE COUPLE - HOMMES



SEMIFINAL A/B 2
 半决赛 A/B 第2组 / DEMI-FINALE A/B 2

6
 (Event)

RESULTS
 成绩单 / RÉSULTATS
 WED 13 AUG 2008

M2x
SA/B 2
Race 82

World Best Time: **FRA** MACQUET/ HARDY Poznan (POL) 2006 **6:03.25**

Rank	Lane	NOC Code	Name	500m	1000m	1500m	2000m	Qual. Code
1	3	FRA	(b) MACQUET Jean-Baptiste (s) HARDY Adrien	1:31.90 (2) 0.37	3:07.77 (1) 1:35.87 (1)	4:44.68 (1) 1:36.91 (3)	6:18.86 1:34.18 (1)	FA
2	2	EST	(b) ENDREKSON Tonu (s) JAANSON Juri	1:33.68 (5) 2.15	3:10.24 (4) 2.47	4:45.68 (2) 1.00	6:21.11 1:35.43 (4)	FA
3	4	GBR	(b) WELLS Matthew (s) ROWBOTHAM Stephen	1:33.41 (4) 1.88	3:09.72 (2) 1.95	4:46.45 (3) 1.77	6:21.15 1:34.70 (2)	FA
4	1	BUL	(b) YANAKIEV Martin (s) YANAKIEV Ivo	1:35.03 (6) 3.50	3:14.53 (6) 6.76	4:51.77 (6) 7.09	6:26.62 1:34.85 (3)	FB
5	6	RUS	(b) KORNILOV Alexander (s) SVIRIN Alexey	1:32.68 (3) 1.15	3:10.91 (5) 3.14	4:49.43 (4) 4.75	6:27.75 1:38.32 (5)	FB
6	5	BLR	(b) MIHAL Dzianis (s) SHCHARBACHENIA Stanislau	1:31.53 (1) 2.18	3:09.95 (3) 5.09	4:49.77 (5) 13.90	6:32.76 1:42.99 (6)	FB

Qualification Rules: **1-3 to Final A, Remainder to Final B (1-3->FA, 4..->FB)**

Note: Boats not moving on to the next round of races shall be ranked last in the overall event placing.

Legend:

(b)	bow	(s)	stroke				
Q	Quarterfinal	H	Heat	R	Repechage	S	Semifinal
F	Final						



SY ROWING-CANOEING PARK ROWING
 顺义奥林匹克水上公园
 PO DE SHUNYI

MEN'S DOUBLE SCULLS
 男子双人双桨 / DEUX DE COUPLE - HOMMES

FINAL B
 决赛 B / FINALE B



6
 (Event)

RESULTS
 成绩单 / RÉSULTATS
 FRI 15 AUG 2008

**M2x
 FB
 Race 109**

World Best Time: **FRA** MACQUET/ HARDY Poznan (POL) 2006 **6:03.25**

Rank	Lane	NOC Code	Name	500m	1000m	1500m	2000m	Qual. Code
1	1	BLR	(b) MIHAL Dzianis (s) SHCHARBACHENIA Stanislau	1:33.73 (1)	3:12.93 (1) 1:39.20 (1)	4:54.50 (1) 1:41.57 (2)	6:34.39 1:39.89 (2)	
2	5	BEL	(b) POELVOORDE Bart (s) RAES Christophe	1:35.59 (4) 1.86	3:15.07 (4) 2.14	4:56.48 (2) 1.98	6:35.55 1:39.07 (1) 1.16	
3	6	GER	(b) WENZEL Clemens (s) BRODOWSKI Karsten	1:34.89 (2) 1.16	3:14.80 (3) 1.87	4:57.60 (3) 3.10	6:37.97 1:40.37 (3) 3.58	
4	3	BUL	(b) YANAKIEV Martin (s) YANAKIEV Ivo	1:36.53 (5) 2.80	3:16.96 (5) 4.03	5:00.97 (5) 6.47	6:45.91 1:44.94 (4) 11.52	
5	2	RUS	(b) KORNILOV Alexander (s) SVIRIN Alexey	1:35.17 (3) 1.44	3:14.49 (2) 1.56	5:00.73 (4) 6.23	6:49.84 1:49.11 (5) 15.45	
	4	CRO	(b) KUSURIN Ante (s) VEKIC Mario				DNS	

Note: Boats not moving on to the next round of races shall be ranked last in the overall event placing.

Legend:

DNS	Did not start						
(b)	bow	(s)	stroke				
Q	Quarterfinal	H	Heat	R	Repechage	S	Semifinal
F	Final						



SY ROWING-CANOEING PARK ROWING
 顺义奥林匹克水上公园
 PO DE SHUNYI

赛艇 / AVIRON
MEN'S DOUBLE SCULLS
 男子双人双桨 / DEUX DE COUPLE - HOMMES

FINAL A
 决赛 A / FINALE A



6
 (Event)

RESULTS
 成绩单 / RÉSULTATS
 SAT 16 AUG 2008

M2x
FA
Race 125

World Best Time: **FRA** MACQUET/ HARDY Poznan (POL) 2006 **6:03.25**

Rank	Lane	NOC Code	Name	500m	1000m	1500m	2000m	Qual. Code
1	3	AUS	(b) CRAWSHAY David (s) BRENNAN Scott	1:33.01 (1)	3:10.77 (1) 1:37.76 (1)	4:50.32 (1) 1:39.55 (2)	6:27.77 1:37.45 (5)	
2	2	EST	(b) ENDREKSON Tonu (s) JAANSON Juri	1:35.21 (5) 2.20	3:13.77 (3) 1:38.56 (4) 3.00	4:53.19 (3) 1:39.42 (1) 2.87	6:29.05 1:35.86 (1) 1.28	
3	1	GBR	(b) WELLS Matthew (s) ROWBOTHAM Stephen	1:34.55 (3) 1.54	3:13.09 (2) 1:38.54 (3) 2.32	4:52.86 (2) 1:39.77 (4) 2.54	6:29.10 1:36.24 (2) 1.33	
4	6	NZL	(b) WADDELL Rob (s) COHEN Nathan	1:36.43 (6) 3.42	3:14.77 (6) 1:38.34 (2) 4.00	4:54.37 (4) 1:39.60 (3) 4.05	6:30.79 1:36.42 (3) 3.02	
5	4	FRA	(b) MACQUET Jean-Baptiste (s) HARDY Adrien	1:34.86 (4) 1.85	3:14.30 (5) 1:39.44 (5) 3.53	4:56.13 (6) 1:41.83 (6) 5.81	6:33.36 1:37.23 (4) 5.59	
6	5	SLO	(b) SPIK Luka (s) COP Iztok	1:33.84 (2) 0.83	3:14.09 (4) 1:40.25 (6) 3.32	4:54.77 (5) 1:40.68 (5) 4.45	6:33.96 1:39.19 (6) 6.19	

Note: Boats not moving on to the next round of races shall be ranked last in the overall event placing.

Legend:

(b)	bow	(s)	stroke				
Q	Quarterfinal	H	Heat	R	Repechage	S	Semifinal
F	Final						



6

(Event)

RESULTS SUMMARY BY EVENT

按项目的比赛成绩总览表 / RÉSUMÉ DES RÉSULTATS PAR ÉPREUVE

M2x

As of 16 AUG 2008

Race	Date	Round	Rank						Qualification Rules
			1	2	3	4	5	6	
Heats									
20	09 AUG 2008	1	NZL 6:24.32	BLR 6:27.18	GER 6:29.60	BEL 6:31.84	USA 6:39.37	1-3->SA/B, 4..->R	
21	09 AUG 2008	2	GBR 6:26.33	CRO 6:27.38	EST 6:27.95	RUS 6:44.46	IRQ 7:00.46	1-3->SA/B, 4..->R	
22	09 AUG 2008	3	AUS 6:21.39	FRA 6:21.92	SLO 6:39.49	BUL 6:45.03	CHN EXC	1-3->SA/B, 4..->R	
Repechage									
58	11 AUG 2008		RUS 6:23.52	BEL 6:24.01	BUL 6:24.70	USA 6:26.05	IRQ 6:52.71	1-3->SA/B, 4..->FC	
Semifinals									
81	13 AUG 2008	A/B 1	AUS 6:21.50	SLO 6:23.81	NZL 6:24.16	CRO 6:24.89	BEL 6:26.91	GER 6:28.46	1-3->FA, 4..->FB
82	13 AUG 2008	A/B 2	FRA 6:18.86	EST 6:21.11	GBR 6:21.15	BUL 6:26.62	RUS 6:27.75	BLR 6:32.76	1-3->FA, 4..->FB
Finals									
87	13 AUG 2008	C	USA 6:33.15	IRQ 6:52.02					
109	15 AUG 2008	B	BLR 6:34.39	BEL 6:35.55	GER 6:37.97	BUL 6:45.91	RUS 6:49.84	CRO DNS	
125	16 AUG 2008	A	AUS 6:27.77	EST 6:29.05	GBR 6:29.10	NZL 6:30.79	FRA 6:33.36	SLO 6:33.96	

Participating Crew

AUS (b)CRAWSHAY David (s)BRENNAN Scott	BEL (b)POELVOORDE Bart (s)RAES Christophe	BLR (b)MIHAL Dzianis (s)SHCHARBACHENIA Stanislau	BUL (b)YANAKIEV Martin (s)YANAKIEV Ivo	CHN (b)SU Hui (s)ZHANG Liang
CRO (b)KUSURIN Ante (s)VEKIC Mario	EST (b)ENDREKSON Tonu (s)JAANSON Juri	FRA (b)MACQUET Jean-Baptiste (s)HARDY Adrien	GBR (b)WELLS Matthew (s)ROWBOTHAM Stephen	GER (b)WENZEL Clemens (s)BRODOWSKI Karsten
IRQ (b)NOZAD Haidar (s)JEBUR Hussein	NZL (b)WADDELL Rob (s)COHEN Nathan	RUS (b)KORNILOV Alexander (s)SVIRIN Alexey	SLO (b)SPIK Luka (s)COP Iztok	USA (b)PIERMARINI Wes (s)HOVEY Elliot

Note: Names of crew are as entered in their last race. Boats not moving on to the next round of races shall be ranked last in the overall event placing.

Legend:							
EXC	Excluded	DNS	Did not start				
(b)	bow	(s)	stroke				
Q	Quarterfinal	H	Heat	R	Repechage	S	Semifinal
F	Final						



SY ROWING-CANOEING PARK ROWING
 顺义奥林匹克水上公园
 PO DE SHUNYI

赛艇 / AVIRON
MEN'S FOUR
 男子四人单桨 / QUATRE DE POINTE - HOMMES



HEAT 1
 预赛 第1组 / ELIMINATOIRE 1

7
 (Event)

RESULTS
 成绩单 / RÉSULTATS
 SAT 9 AUG 2008

**M4-
 H1
 Race 23**

World Best Time: **GER** THORMANN/ DIENSTBACH/ STUER/ HEIDICKER Seville (ESP) 2002 **5:41.35**

Rank	Lane	NOC Code	Name	500m	1000m	1500m	2000m	Qual. Code
1	3	GBR	(b) JAMES Tom (2) WILLIAMS Steve (3) REED Pete (s) TRIGGS HODGE Andrew	1:25.46 (1)	2:58.14 (1) 1:32.68 (3)	4:30.47 (1) 1:32.33 (1)	6:00.59 1:30.12 (1)	SA/B
2	1	ITA	(b) MORNATI Carlo (2) SARTORI Alessio (3) MORNATI Niccolo (s) CARBONCINI Lorenzo	1:27.05 (2) 1.59	2:58.96 (2) 1:31.91 (2) 0.82	4:31.46 (2) 1:32.50 (2) 0.99	6:02.84 1:31.38 (3) 2.25	SA/B
3	2	USA	(b) BANKS David (2) TETI Paul (3) LANZONE Giuseppe (s) NEWLIN Brett	1:28.41 (3) 2.95	3:00.01 (3) 1:31.60 (1) 1.87	4:32.85 (3) 1:32.84 (4) 2.38	6:03.96 1:31.11 (2) 3.37	SA/B
4	4	CHN	(b) ZHANG Xingbo (2) ZHAO Linqun (3) GUO Kang (s) SONG Kai	1:30.86 (5) 5.40	3:04.13 (5) 1:33.27 (4) 5.99	4:36.64 (5) 1:32.51 (3) 6.17	6:09.64 1:33.00 (4) 9.05	R
5	5	BLR	(b) DZEMIANENKA Andrei (2) LIALIN Vadzim (3) NOSAU Yauheni (s) KAZUBOUSKI Aliaksandr	1:28.69 (4) 3.23	3:02.15 (4) 1:33.46 (5) 4.01	4:36.22 (4) 1:34.07 (5) 5.75	6:12.63 1:36.41 (5) 12.04	R

Qualification Rules: **1-3 to Semifinal A/B, Remainder to Repechage (1-3->SA/B, 4..->R)**

Note: Boats not moving on to the next round of races shall be ranked last in the overall event placing.

Legend:

(b)	bow	(2)-(3)	seat	(s)	stroke		
Q	Quarterfinal	H	Heat	R	Repechage	S	Semifinal
F	Final						



7
 (Event)

RESULTS
 成绩单 / RÉSULTATS
 SAT 9 AUG 2008

**M4-
 H2
 Race 24**

World Best Time: **GER** THORMANN/ DIENSTBACH/ STUER/ HEIDICKER Seville (ESP) 2002 **5:41.35**

Rank	Lane	NOC Code	Name	500m	1000m	1500m	2000m	Qual. Code
1	2	NED	(b) CIRKEL Geert (2) VELLENGA Matthijs (3) GABRIELS Jan-Willem (s) VERMEULEN Gijs	1:26.83 (2) 0.28	2:58.88 (1) 1:32.05 (2)	4:30.73 (1) 1:31.85 (1)	6:00.50 1:29.77 (2)	SA/B
2	1	NZL	(b) MEYER Carl (2) DALLINGER James (3) MURRAY Eric (s) BOND Hamish	1:28.01 (3) 1.46	3:00.45 (4) 1:32.44 (3) 1.57	4:32.46 (2) 1:32.01 (2) 1.73	6:00.73 1:28.27 (1) 0.23	SA/B
3	3	SLO	(b) PIRIH Tomaz (2) ROZMAN Rok (3) KOLANDER Rok (s) PIRIH Miha	1:28.48 (4) 1.93	3:00.07 (3) 1:31.59 (1) 1.19	4:32.72 (3) 1:32.65 (3) 1.99	6:03.78 1:31.06 (3) 3.28	SA/B
4	4	CZE	(b) GRUBER Jan (2) HORVATH Michal (3) BRUNCVIK Milan (s) NEFFE Karel	1:26.55 (1) 0.59	2:59.47 (2) 1:32.92 (4) 0.59	4:34.18 (4) 1:34.71 (4) 3.45	6:10.36 1:36.18 (4) 9.86	R

Qualification Rules: **1-3 to Semifinal A/B, Remainder to Repechage (1-3->SA/B, 4..->R)**

Note: Boats not moving on to the next round of races shall be ranked last in the overall event placing.

Legend:

(b)	bow	(2)-(3)	seat	(s)	stroke		
Q	Quarterfinal	H	Heat	R	Repechage	S	Semifinal
F	Final						



SY ROWING-CANOEING PARK ROWING
 顺义奥林匹克水上公园
 PO DE SHUNYI

赛艇 / AVIRON
MEN'S FOUR
 男子四人单桨 / QUATRE DE POINTE - HOMMES



HEAT 3
 预赛 第3组 / ELIMINATOIRE 3

7
 (Event)

RESULTS
 成绩单 / RÉSULTATS
 SAT 9 AUG 2008

**M4-
 H3
 Race 25**

World Best Time: **GER** THORMANN/ DIENSTBACH/ STUER/ HEIDICKER Seville (ESP) 2002 **5:41.35**

Rank	Lane	NOC Code	Name	500m	1000m	1500m	2000m	Qual. Code
1	3	AUS	(b) RYAN Matt (2) MARBURG James (3) MCKENZIE-McHARG Cameron (s) HEGERTY Francis	1:25.62 (1)	2:56.92 (1) 1:31.30 (1)	4:30.55 (1) 1:33.63 (2)	6:00.40 1:29.85 (2)	SA/B
2	1	GER	(b) HAUFFE Gregor (2) SEIFERT Toni (3) KAEUFER Urs (s) ADAMSKI Filip Kamil	1:27.92 (3) 2.30	2:59.61 (3) 1:31.69 (2) 2.69	4:33.65 (4) 1:34.04 (4) 3.10	6:00.95 1:27.30 (1) 0.55	SA/B
3	4	IRL	(b) FOLAN Cormac (2) CASEY Sean (3) DEVLIN Jonno (s) O'NEILL Sean	1:28.15 (4) 2.53	2:59.92 (4) 1:31.77 (3) 3.00	4:32.92 (3) 1:33.00 (1) 2.37	6:02.85 1:29.93 (3) 2.45	SA/B
4	2	FRA	(b) DESPRES Julien (2) RONDEAU Benjamin (3) CHARDIN Germain (s) MORTELETTE Dorian	1:25.92 (2) 0.30	2:58.70 (2) 1:32.78 (4) 1.78	4:32.62 (2) 1:33.92 (3) 2.07	6:05.00 1:32.38 (4) 4.60	R

Qualification Rules: **1-3 to Semifinal A/B, Remainder to Repechage (1-3->SA/B, 4..->R)**

Note: Boats not moving on to the next round of races shall be ranked last in the overall event placing.

Legend:

(b)	bow	(2)-(3)	seat	(s)	stroke		
Q	Quarterfinal	H	Heat	R	Repechage	S	Semifinal
F	Final						



SY ROWING-CANOEING PARK ROWING
 顺义奥林匹克水上公园
 PO DE SHUNYI

MEN'S FOUR
 男子四人单桨 / QUATRE DE POINTE - HOMMES

REPECHAGE
 复赛 / REPÊCHAGE



7
 (Event)

RESULTS
 成绩单 / RÉSULTATS
 MON 11 AUG 2008

**M4-
 R
 Race 59**

World Best Time: **GER** THORMANN/ DIENSTBACH/ STUER/ HEIDICKER Seville (ESP) 2002 **5:41.35**

Rank	Lane	NOC Code	Name	500m	1000m	1500m	2000m	Qual. Code
1	3	CZE	(b) GRUBER Jan (2) HORVATH Michal (3) BRUNCVIK Milan (s) NEFFE Karel	1:25.03 (1)	2:56.13 (1) 1:31.10 (1)	4:27.14 (1) 1:31.01 (1)	5:58.69 1:31.55 (4)	SA/B
2	2	FRA	(b) DESPRES Julien (2) RONDEAU Benjamin (3) CHARDIN Germain (s) MORTELETTE Dorian	1:25.80 (2) 0.77	2:58.04 (2) 1:32.24 (2) 1.91	4:29.86 (2) 1:31.82 (3) 2.72	6:00.01 1:30.15 (2) 1.32	SA/B
3	4	BLR	(b) DZEMYANENKA Andrei (2) LIALIN Vadzim (3) NOSAU Yauheni (s) KAZUBOUSKI Aliaksandr	1:26.08 (3) 1.05	2:58.60 (3) 1:32.52 (4) 2.47	4:30.14 (3) 1:31.54 (2) 3.00	6:00.44 1:30.30 (3) 1.75	SA/B
4	1	CHN	(b) ZHANG Xingbo (2) ZHAO Linquan (3) GUO Kang (s) SONG Kai	1:28.08 (4) 3.05	3:00.52 (4) 1:32.44 (3) 4.39	4:32.74 (4) 1:32.22 (4) 5.60	6:02.37 1:29.63 (1) 3.68	

Qualification Rules: **1-3 to Semifinal A/B (1-3->SA/B)**

Note: Boats not moving on to the next round of races shall be ranked last in the overall event placing.

Legend:

(b)	bow	(2)-(3)	seat	(s)	stroke		
Q	Quarterfinal	H	Heat	R	Repechage	S	Semifinal
F	Final						





7
(Event)

RESULTS
 成绩单 / RÉSULTATS
 WED 13 AUG 2008

**M4-
SA/B 1
Race 83**

World Best Time: **GER** THORMANN/ DIENSTBACH/ STUER/ HEIDICKER Seville (ESP) 2002 **5:41.35**

Rank	Lane	NOC Code	Name	500m	1000m	1500m	2000m	Qual. Code
1	4	GBR	(b) JAMES Tom (2) WILLIAMS Steve (3) REED Pete (s) TRIGGS HODGE Andrew	1:25.63 (2) 0.27	2:56.49 (2) 1:30.86 (2) 0.72	4:27.16 (1) 1:30.67 (1)	5:54.77 1:27.61 (2)	FA
2	3	AUS	(b) RYAN Matt (2) MARBURG James (3) McKENZIE-McHARG Cameron (s) HEGERTY Francis	1:26.25 (4) 0.89	2:59.13 (6) 1:32.88 (6) 3.36	4:29.85 (5) 1:30.72 (2) 2.69	5:56.20 1:26.35 (1) 1.43	FA
3	6	FRA	(b) DESPRES Julien (2) RONDEAU Benjamin (3) CHARDIN Germain (s) MORTELETTE Dorian	1:25.36 (1) 0.89	2:55.77 (1) 1:30.41 (1) 3.36	4:27.94 (2) 1:32.17 (6) 0.78	5:56.73 1:28.79 (6) 1.96	FA
4	2	NZL	(b) MEYER Carl (2) DALLINGER James (3) MURRAY Eric (s) BOND Hamish	1:26.63 (5) 1.27	2:58.29 (4) 1:31.66 (5) 2.52	4:29.46 (4) 1:31.17 (3) 2.30	5:57.31 1:27.85 (3) 2.54	FB
5	1	USA	(b) BANKS David (2) TETI Paul (3) LANZONE Giuseppe (s) NEWLIN Brett	1:25.94 (3) 0.58	2:57.06 (3) 1:31.12 (=3) 1.29	4:28.79 (3) 1:31.73 (5) 1.63	5:57.52 1:28.73 (5) 2.75	FB
6	5	IRL	(b) FOLAN Cormac (2) CASEY Sean (3) DEVLIN Jonno (s) O'NEILL Sean	1:27.76 (6) 2.40	2:58.88 (5) 1:31.12 (=3) 3.11	4:30.14 (6) 1:31.26 (4) 2.98	5:58.14 1:28.00 (4) 3.37	FB

Qualification Rules: **1-3 to Final A, Remainder to Final B (1-3->FA, 4..->FB)**

Note: Boats not moving on to the next round of races shall be ranked last in the overall event placing.

Legend:

(b)	bow	(2)-(3)	seat	(s)	stroke		
Q	Quarterfinal	H	Heat	R	Repechage	S	Semifinal
F	Final						



7
(Event)

RESULTS
 成绩单 / RÉSULTATS
 WED 13 AUG 2008

**M4-
SA/B 2
Race 84**

World Best Time: **GER** THORMANN/ DIENSTBACH/ STUER/ HEIDICKER Seville (ESP) 2002 **5:41.35**

Rank	Lane	NOC Code	Name	500m	1000m	1500m	2000m	Qual. Code
1	2	SLO	(b) PIRIH Tomaz (2) ROZMAN Rok (3) KOLANDER Rok (s) PIRIH Miha	1:26.39 (3) 0.85	2:58.11 (3) 1:31.72 (3) 1.08	4:28.37 (1) 1:30.26 (1)	5:56.08 1:27.71 (2)	FA
2	6	CZE	(b) GRUBER Jan (2) HORVATH Michal (3) BRUNCVIK Milan (s) NEFFE Karel	1:26.96 (5) 1.42	2:59.66 (5) 1:32.70 (6) 2.63	4:31.25 (4) 1:31.59 (2) 2.88	5:58.02 1:26.77 (1) 1.94	FA
3	3	GER	(b) NEUMANN Marco (2) SCHMIDT Richard (3) KAEUFER Urs (s) HAUFFE Gregor	1:26.11 (2) 0.57	2:57.62 (2) 1:31.51 (2) 0.59	4:30.98 (3) 1:33.36 (6) 2.61	5:58.72 1:27.74 (3) 2.64	FA
4	4	NED	(b) CIRKEL Geert (2) VELLENGA Matthijs (3) GABRIELS Jan-Willem (s) VERMEULEN Gijs	1:26.69 (4) 1.15	2:59.36 (4) 1:32.67 (5) 2.33	4:31.52 (5) 1:32.16 (3) 3.15	6:02.46 1:30.94 (4) 6.38	FB
5	1	BLR	(b) DZEMYANENKA Andrei (2) LIALIN Vadzim (3) NOSAU Yauheni (s) KAZUBOUSKI Aliaksandr	1:25.54 (1) 1.15	2:57.03 (1) 1:31.49 (1) 1.51	4:29.88 (2) 1:32.85 (4) 6.71	6:02.79 1:32.91 (6) 6.71	FB
6	5	ITA	(b) MORNATI Carlo (2) SARTORI Alessio (3) MORNATI Niccolo (s) CARBONCINI Lorenzo	1:28.16 (6) 2.62	3:00.21 (6) 1:32.05 (4) 3.18	4:33.38 (6) 1:33.17 (5) 5.01	6:05.21 1:31.83 (5) 9.13	FB

Qualification Rules: **1-3 to Final A, Remainder to Final B (1-3->FA, 4..->FB)**

Note: Boats not moving on to the next round of races shall be ranked last in the overall event placing.

Legend:

(b)	bow	(2)-(3)	seat	(s)	stroke		
Q	Quarterfinal	H	Heat	R	Repechage	S	Semifinal
F	Final						



SY ROWING-CANOEING PARK ROWING
 顺义奥林匹克水上公园
 PO DE SHUNYI

赛艇 / AVIRON
MEN'S FOUR
 男子四人单桨 / QUATRE DE POINTE - HOMMES

FINAL B
 决赛 B / FINALE B



7
 (Event)

RESULTS
 成绩单 / RÉSULTATS
 FRI 15 AUG 2008

**M4-
 FB
 Race 110**

World Best Time: **GER** THORMANN/ DIENSTBACH/ STUER/ HEIDICKER Seville (ESP) 2002 **5:41.35**

Rank	Lane	NOC Code	Name	500m	1000m	1500m	2000m	Qual. Code
1	4	NZL	(b) MEYER Carl (2) DALLINGER James (3) MURRAY Eric (s) BOND Hamish	1:29.59 (6) 2.72	3:02.03 (3) 1:32.44 (1) 2.24	4:36.50 (3) 1:34.47 (4) 2.62	6:06.30 1:29.80 (1)	
2	3	NED	(b) CIRKEL Geert (2) VELLENGA Matthijs (3) GABRIELS Jan-Willem (s) VERMEULEN Gijs	1:26.87 (1)	2:59.79 (1) 1:32.92 (2)	4:33.88 (1) 1:34.09 (3)	6:06.37 1:32.49 (5) 0.07	
3	5	USA	(b) BANKS David (2) TETI Paul (3) LANZONE Giuseppe (s) NEWLIN Brett	1:27.76 (2) 0.89	3:01.11 (2) 1:33.35 (3) 1.32	4:34.87 (2) 1:33.76 (2) 0.99	6:07.17 1:32.30 (4) 0.87	
4	6	IRL	(b) FOLAN Cormac (2) CASEY Sean (3) DEVLIN Jonno (s) O'NEILL Sean	1:28.51 (4) 1.64	3:03.76 (6) 1:35.25 (6) 3.97	4:37.32 (4) 1:33.56 (1) 3.44	6:07.97 1:30.65 (2) 1.67	
5	1	ITA	(b) MORNATI Carlo (2) SARTORI Alessio (3) MORNATI Niccolo (s) CARBONCINI Lorenzo	1:28.89 (5) 2.02	3:02.95 (5) 1:34.06 (4) 3.16	4:37.76 (5) 1:34.81 (5) 3.88	6:08.77 1:31.01 (3) 2.47	
6	2	BLR	(b) DZEMYANENKA Andrei (2) LIALIN Vadzim (3) NOSAU Yauheni (s) KAZUBOUSKI Aliaksandr	1:28.02 (3) 1.15	3:02.59 (4) 1:34.57 (5) 2.80	4:38.44 (6) 1:35.85 (6) 4.56	6:12.54 1:34.10 (6) 6.24	

Note: Boats not moving on to the next round of races shall be ranked last in the overall event placing.

Legend:

(b)	bow	(2)-(3)	seat	(s)	stroke		
Q	Quarterfinal	H	Heat	R	Repechage	S	Semifinal
F	Final						



7
(Event)

RESULTS
 成绩单 / RÉSULTATS
 SAT 16 AUG 2008

M4-FA
Race 126

World Best Time: **GER** THORMANN/ DIENSTBACH/ STUER/ HEIDICKER Seville (ESP) 2002 **5:41.35**

Rank	Lane	NOC Code	Name	500m	1000m	1500m	2000m	Qual. Code
1	4	GBR	(b) JAMES Tom (2) WILLIAMS Steve (3) REED Pete (s) TRIGGS HODGE Andrew	1:27.82 (2) 0.21	3:02.99 (3) 1:35.17 (4) 1.38	4:36.98 (2) 1:33.99 (2) 1.50	6:06.57 1:29.59 (1)	
2	2	AUS	(b) RYAN Matt (2) MARBURG James (3) McKENZIE-McHARG Cameron (s) HEGERTY Francis	1:27.61 (1)	3:01.61 (1) 1:34.00 (2)	4:35.48 (1) 1:33.87 (1)	6:07.85 1:32.37 (3) 1.28	
3	1	FRA	(b) DESPRES Julien (2) RONDEAU Benjamin (3) CHARDIN Germain (s) MORTELETTE Dorian	1:28.74 (4) 1.13	3:03.35 (4) 1:34.61 (3) 1.74	4:38.30 (4) 1:34.95 (5) 2.82	6:09.31 1:31.01 (2) 2.74	
4	3	SLO	(b) PIRIH Tomaz (2) ROZMAN Rok (3) KOLANDER Rok (s) PIRIH Miha	1:29.00 (5) 1.39	3:02.79 (2) 1:33.79 (1) 1.18	4:37.62 (3) 1:34.83 (4) 2.14	6:11.62 1:34.00 (4) 5.05	
5	5	CZE	(b) GRUBER Jan (2) HORVATH Michal (3) BRUNCVIK Milan (s) NEFFE Karel	1:28.16 (3) 0.55	3:04.08 (5) 1:35.92 (5) 2.47	4:38.70 (5) 1:34.62 (3) 3.22	6:16.56 1:37.86 (6) 9.99	
6	6	GER	(b) URBAN Jochen (2) SCHMIDT Richard (3) KAEUFER Urs (s) HAUFFE Gregor	1:29.25 (6) 1.64	3:06.99 (6) 1:37.74 (6) 5.38	4:44.81 (6) 1:37.82 (6) 9.33	6:19.63 1:34.82 (5) 13.06	

Note: Boats not moving on to the next round of races shall be ranked last in the overall event placing.

Legend:

(b)	bow	(2)-(3)	seat	(s)	stroke		
Q	Quarterfinal	H	Heat	R	Repechage	S	Semifinal
F	Final						



7
(Event)

RESULTS SUMMARY BY EVENT
 按项目的比赛成绩总览表 / RÉSUMÉ DES RÉSULTATS PAR ÉPREUVE

M4-

As of 16 AUG 2008

Race	Date	Round	Rank						Qualification Rules
			1	2	3	4	5	6	
Heats									
23	09 AUG 2008	1	GBR 6:00.59	ITA 6:02.84	USA 6:03.96	CHN 6:09.64	BLR 6:12.63	1-3->SA/B, 4...>R	
24	09 AUG 2008	2	NED 6:00.50	NZL 6:00.73	SLO 6:03.78	CZE 6:10.36		1-3->SA/B, 4...>R	
25	09 AUG 2008	3	AUS 6:00.40	GER 6:00.95	IRL 6:02.85	FRA 6:05.00		1-3->SA/B, 4...>R	
Repechage									
59	11 AUG 2008		CZE 5:58.69	FRA 6:00.01	BLR 6:00.44	CHN 6:02.37		1-3->SA/B	
Semifinals									
83	13 AUG 2008	A/B 1	GBR 5:54.77	AUS 5:56.20	FRA 5:56.73	NZL 5:57.31	USA 5:57.52	IRL 5:58.14	1-3->FA, 4...>FB
84	13 AUG 2008	A/B 2	SLO 5:56.08	CZE 5:58.02	GER 5:58.72	NED 6:02.46	BLR 6:02.79	ITA 6:05.21	1-3->FA, 4...>FB
Finals									
110	15 AUG 2008	B	NZL 6:06.30	NED 6:06.37	USA 6:07.17	IRL 6:07.97	ITA 6:08.77	BLR 6:12.54	
126	16 AUG 2008	A	GBR 6:06.57	AUS 6:07.85	FRA 6:09.31	SLO 6:11.62	CZE 6:16.56	GER 6:19.63	

Participating Crew

AUS (b)RYAN Matt (2)MARBURG James (3)McKENZIE-McHARG Cameron (s)HEGERTY Francis	BLR (b)DZEMIANENKA Andrei (2)LIALIN Vadzim (3)NOSAU Yauheni (s)KAZUBOUSKI Aliaksandr	CHN (b)ZHANG Xingbo (2)ZHAO Linquan (3)GUO Kang (s)SONG Kai	CZE (b)GRUBER Jan (2)HORVATH Michal (3)BRUNCVIK Milan (s)NEFFE Karel	FRA (b)DESPRES Julien (2)RONDEAU Benjamin (3)CHARDIN Germain (s)MORTELETTE Dorian
GBR (b)JAMES Tom (2)WILLIAMS Steve (3)REED Pete (s)TRIGGS HODGE Andrew	GER (b)URBAN Jochen (2)SCHMIDT Richard (3)KAEUFER Urs (s)HAUFFE Gregor	IRL (b)FOLAN Cormac (2)CASEY Sean (3)DEVLIN Jonno (s)O'NEILL Sean	ITA (b)MORNATI Carlo (2)SARTORI Alessio (3)MORNATI Niccolo (s)CARBONCINI Lorenzo	NED (b)CIRKEL Geert (2)VELLENGA Matthijs (3)GABRIELS Jan-Willem (s)VERMEULEN Gijs
NZL (b)MEYER Carl (2)DALLINGER James (3)MURRAY Eric (s)BOND Hamish	SLO (b)PIRIH Tomaz (2)ROZMAN Rok (3)KOLANDER Rok (s)PIRIH Miha	USA (b)BANKS David (2)TETI Paul (3)LANZONE Giuseppe (s)NEWLIN Brett		

Note: Names of crew are as entered in their last race. Boats not moving on to the next round of races shall be ranked last in the overall event placing.

Legend:							
(b)	bow	(2)-(3)	seat	(s)	stroke		
Q	Quarterfinal	H	Heat	R	Repechage	S	Semifinal
F	Final						



8
(Event)

RESULTS
 成绩单 / RÉSULTATS
 SUN 10 AUG 2008

**LW2x
 H1
 Race 26**

World Best Time: **CHN** XU/ YAN Poznan (POL) 2006 **6:49.77**

Rank	Lane	NOC Code	Name	500m	1000m	1500m	2000m	Qual. Code
1	4	NED	(b) van der KOLK Kirsten (s) van EUPEN Marit	1:41.55 (2)	3:24.10 (1) 1:42.55 (1)	5:07.53 (1) 1:43.43 (1)	6:50.90 1:43.37 (3)	SA/B
				0.24				
2	3	AUS	(b) HALLIDAY Amber (s) HOUSTON Marguerite	1:41.31 (1)	3:25.33 (2) 1:44.02 (2)	5:10.71 (2) 1:45.38 (3)	6:53.23 1:42.52 (2)	SA/B
					1.23	3.18	2.33	
3	2	USA	(b) HYKEL Renee (s) GOLDSACK Jen	1:43.25 (3)	3:27.88 (3) 1:44.63 (3)	5:11.88 (3) 1:44.00 (2)	6:53.32 1:41.44 (1)	R
				1.94	3.78	4.35	2.42	
4	6	MEX	(b) HUERTA Gabriela (s) PEREZ RUL Lila	1:46.24 (4)	3:35.21 (4) 1:48.97 (4)	5:24.00 (4) 1:48.79 (4)	7:11.71 1:47.71 (4)	R
				4.93	11.11	16.47	20.81	
5	1	BRA	(b) CARVALHO Camila (s) GRANATO Luciana	1:46.53 (5)	3:40.53 (5) 1:54.00 (5)	5:34.35 (5) 1:53.82 (5)	7:25.90 1:51.55 (5)	R
				5.22	16.43	26.82	35.00	
6	5	KAZ	(b) VORONOVA Natalya (s) OPACHANOVA Alexandra	1:48.16 (6)	3:42.69 (6) 1:54.53 (6)	5:36.72 (6) 1:54.03 (6)	7:29.07 1:52.35 (6)	R
				6.85	18.59	29.19	38.17	

Qualification Rules: **1-2 to Semifinal A/B, Remainder to Repechage (1-2->SA/B, 3..->R)**

Note: Boats not moving on to the next round of races shall be ranked last in the overall event placing.

Legend:

(b)	bow	(s)	stroke				
Q	Quarterfinal	H	Heat	R	Repechage	S	Semifinal
F	Final						



8
(Event)

RESULTS
 成绩单 / RÉSULTATS
 SUN 10 AUG 2008

**LW2x
 H2
 Race 27**

World Best Time: **CHN** XU/ YAN Poznan (POL) 2006 **6:49.77**

Rank	Lane	NOC Code	Name	500m	1000m	1500m	2000m	Qual. Code
1	4	GER	(b) CAROW Berit Annika (s) DRAEGER Marie-Louise	1:40.30 (2) 1.29	3:24.96 (3) 1:44.66 (4) 2.05	5:08.85 (2) 1:43.89 (1) 0.69	6:51.96 1:43.11 (1)	SA/B
2	3	CAN	(b) KOK Melanie (s) CAMERON Tracy	1:39.01 (1)	3:22.91 (1) 1:43.90 (2)	5:08.16 (1) 1:45.25 (3)	6:54.07 1:45.91 (4) 2.11	SA/B
3	1	GBR	(b) GOODSSELL Hester (s) CASEY Helen	1:41.34 (3) 2.33	3:24.75 (2) 1:43.41 (1) 1.84	5:10.20 (3) 1:45.45 (4) 2.04	6:55.23 1:45.03 (3) 3.27	R
4	6	FIN	(b) STEN Sanna (s) NIEMINEN Minna	1:42.51 (5) 3.50	3:26.94 (4) 1:44.43 (3) 4.03	5:12.06 (4) 1:45.12 (2) 3.90	6:56.61 1:44.55 (2) 4.65	R
5	2	GRE	(b) BISKITZI Chrysi (s) TSIAVOU Alexandra	1:41.77 (4) 2.76	3:27.82 (5) 1:46.05 (5) 4.91	5:16.75 (5) 1:48.93 (5) 8.59	7:05.95 1:49.20 (5) 13.99	R
6	5	RSA	(b) WHITE Alex (s) McCANN Kirsten	1:44.08 (6) 5.07	3:36.43 (6) 1:52.35 (6) 13.52	5:29.01 (6) 1:52.58 (6) 20.85	7:20.51 1:51.50 (6) 28.55	R

Qualification Rules: **1-2 to Semifinal A/B, Remainder to Repechage (1-2->SA/B, 3..->R)**

Note: Boats not moving on to the next round of races shall be ranked last in the overall event placing.

Legend:

(b)	bow	(s)	stroke				
Q	Quarterfinal	H	Heat	R	Repechage	S	Semifinal
F	Final						



SY ROWING-CANOEING PARK ROWING
 顺义奥林匹克水上公园
 PO DE SHUNYI

赛艇 / AVIRON

LIGHTWEIGHT WOMEN'S DOUBLE SCULLS
 女子轻量级双人双桨 / DEUX DE COUPLE POIDS LÉGERS - FEMMES



HEAT 3
 预赛 第3组 / ELIMINATOIRE 3

8
 (Event)

RESULTS
 成绩单 / RÉSULTATS
 SUN 10 AUG 2008

**LW2x
 H3
 Race 28**

World Best Time: **CHN** XU/ YAN Poznan (POL) 2006 **6:49.77**

Rank	Lane	NOC Code	Name	500m	1000m	1500m	2000m	Qual. Code
1	3	CHN	(b) XU Dongxiang (s) YU Hua	1:40.29 (1)	3:26.18 (1) 1:45.89 (1)	5:12.79 (1) 1:46.61 (2)	6:57.58 1:44.79 (2)	SA/B
2	4	DEN	(b) OLSEN Katrin (s) RASMUSSEN Juliane Elander	1:43.15 (3) 2.86	3:29.11 (3) 2.93	5:14.29 (2) 1.50	6:58.63 1:44.34 (1) 1.05	SA/B
3	2	JPN	(b) KUMAKURA Misaki (s) IWAMOTO Akiko	1:42.83 (2) 2.54	3:28.83 (2) 2.65	5:16.58 (3) 3.79	7:05.67 1:49.09 (3) 8.09	R
4	1	CUB	(b) VELAZQUEZ Yaima (s) MARRERO Ismaray	1:45.00 (4) 4.71	3:31.29 (4) 5.11	5:21.92 (4) 9.13	7:13.35 1:51.43 (4) 15.77	R
5	5	KOR	(b) KO Youngeun (s) JI Yoojin	1:50.72 (5) 10.43	3:47.10 (5) 20.92	5:44.73 (5) 31.94	7:39.70 1:54.97 (5) 42.12	R

Qualification Rules: **1-2 to Semifinal A/B, Remainder to Repechage (1-2->SA/B, 3..->R)**

Note: Boats not moving on to the next round of races shall be ranked last in the overall event placing.

Legend:

(b)	bow	(s)	stroke				
Q	Quarterfinal	H	Heat	R	Repechage	S	Semifinal
F	Final						



SY ROWING-CANOEING PARK ROWING
 顺义奥林匹克水上公园
 PO DE SHUNYI

赛艇 / AVIRON

LIGHTWEIGHT WOMEN'S DOUBLE SCULLS
 女子轻量级双人双桨 / DEUX DE COUPLE POIDS LÉGERS - FEMMES



REPECHAGE 1
 复赛 第1组 / REPÊCHAGE 1

8
(Event)

RESULTS
 成绩单 / RÉSULTATS
 TUE 12 AUG 2008

LW2x
R1
Race 62

World Best Time: **CHN** XU/ YAN Poznan (POL) 2006 **6:49.77**

Rank	Lane	NOC Code	Name	500m	1000m	1500m	2000m	Qual. Code
1	3	USA	(b) HYKEL Renee (s) GOLDSACK Jen	1:47.03 (2) 0.85	3:37.86 (2) 1:50.83 (1) 0.29	5:30.05 (2) 1:52.19 (2) 0.30	7:22.22 1:52.17 (1)	SA/B
2	5	FIN	(b) STEN Sanna (s) NIEMINEN Minna	1:46.18 (1)	3:37.57 (1) 1:51.39 (2)	5:29.75 (1) 1:52.18 (1)	7:23.80 1:54.05 (2) 1.58	SA/B
3	4	JPN	(b) KUMAKURA Misaki (s) IWAMOTO Akiko	1:49.20 (4) 3.02	3:41.80 (3) 1:52.60 (3) 4.23	5:35.32 (3) 1:53.52 (3) 5.57	7:30.92 1:55.60 (3) 8.70	SA/B
4	6	RSA	(b) WHITE Alex (s) McCANN Kirsten	1:48.73 (3) 2.55	3:47.51 (4) 1:58.78 (4) 9.94	5:47.22 (4) 1:59.71 (5) 17.47	7:48.04 2:00.82 (4) 25.82	FC
5	1	KAZ	(b) VORONOVA Natalya (s) OPACHANOVA Alexandra	1:54.61 (5) 8.43	3:53.95 (5) 1:59.34 (5) 16.38	5:53.23 (5) 1:59.28 (4) 23.48	7:54.12 2:00.89 (5) 31.90	FC
6	2	KOR	(b) KO Youngeun (s) JI Yoojin	1:55.87 (6) 9.69	3:59.10 (6) 2:03.23 (6) 21.53	6:01.21 (6) 2:02.11 (6) 31.46	8:03.51 2:02.30 (6) 41.29	FC

Qualification Rules: **1-3 to Semifinal A/B, Remainder to Final C (1-3->S/A/B, 4..->FC)**

Note: Boats not moving on to the next round of races shall be ranked last in the overall event placing.

Legend:

(b)	bow	(s)	stroke				
Q	Quarterfinal	H	Heat	R	Repechage	S	Semifinal
F	Final						





8
(Event)

RESULTS
 成绩单 / RÉSULTATS
 TUE 12 AUG 2008

LW2x
R2
Race 63

World Best Time: **CHN** XU/ YAN Poznan (POL) 2006 **6:49.77**

Rank	Lane	NOC Code	Name	500m	1000m	1500m	2000m	Qual. Code
1	3	GBR	(b) GOODSELL Hester (s) CASEY Helen	1:45.23 (1)	3:36.32 (1) 1:51.09 (1)	5:29.81 (1) 1:53.49 (2)	7:24.27 1:54.46 (2)	SA/B
2	5	GRE	(b) BISKITZI Chrysi (s) TSIAMOU Alexandra	1:45.86 (2) 0.63	3:37.65 (2) 1:51.79 (2) 1.33	5:31.17 (2) 1:53.52 (3) 1.36	7:24.55 1:53.38 (1) 0.28	SA/B
3	2	CUB	(b) VELAZQUEZ Yaima (s) MARRERO Ismaray	1:48.04 (3) 2.81	3:41.52 (3) 1:53.48 (3) 5.20	5:34.92 (3) 1:53.40 (1) 5.11	7:32.14 1:57.22 (4) 7.87	SA/B
4	4	MEX	(b) HUERTA Gabriela (s) PEREZ RUL Lila	1:50.63 (5) 5.40	3:47.60 (4) 1:56.97 (4) 11.28	5:47.33 (4) 1:59.73 (5) 17.52	7:41.97 1:54.64 (3) 17.70	FC
5	1	BRA	(b) CARVALHO Camila (s) GRANATO Luciana	1:50.03 (4) 4.80	3:48.62 (5) 1:58.59 (5) 12.30	5:47.58 (5) 1:58.96 (4) 17.77	7:47.53 1:59.95 (5) 23.26	FC

Qualification Rules: **1-3 to Semifinal A/B, Remainder to Final C (1-3->SA/B, 4..->FC)**

Note: Boats not moving on to the next round of races shall be ranked last in the overall event placing.

Legend:

(b)	bow	(s)	stroke				
Q	Quarterfinal	H	Heat	R	Repechage	S	Semifinal
F	Final						



8
(Event)

RESULTS
 成绩单 / RÉSULTATS
 FRI 15 AUG 2008

LW2x
SA/B 1
Race 96

World Best Time: **CHN** XU/ YAN Poznan (POL) 2006 **6:49.77**

Rank	Lane	NOC Code	Name	500m	1000m	1500m	2000m	Qual. Code
1	3	NED	(b) van der KOLK Kirsten (s) van EUPEN Marit	1:43.47 (3) 1.56	3:28.90 (3) 1:45.43 (2) 2.15	5:16.00 (2) 1:47.10 (1) 1.73	7:03.87 1:47.87 (2)	FA
2	6	FIN	(b) STEN Sanna (s) NIEMINEN Minna	1:42.14 (2) 0.23	3:26.75 (1) 1:44.61 (1)	5:14.27 (1) 1:47.52 (3)	7:03.91 1:49.64 (4) 0.04	FA
3	4	GER	(b) CAROW Berit Annika (s) DRAEGER Marie-Louise	1:41.91 (1)	3:28.61 (2) 1:46.70 (3) 1.86	5:16.80 (3) 1:48.19 (4) 2.53	7:04.95 1:48.15 (3) 1.08	FA
4	5	DEN	(b) OLSEN Katrin (s) RASMUSSEN Juliane Elander	1:44.27 (5) 2.36	3:31.90 (5) 1:47.63 (4) 5.15	5:19.27 (4) 1:47.37 (2) 5.00	7:06.31 1:47.04 (1) 2.44	FB
5	2	GBR	(b) GOODSSELL Hester (s) CASEY Helen	1:43.99 (4) 2.08	3:31.65 (4) 1:47.66 (5) 4.90	5:23.74 (5) 1:52.09 (5) 9.47	7:17.67 1:53.93 (5) 13.80	FB
6	1	CUB	(b) VELAZQUEZ Yaima (s) MARRERO Ismaray	1:44.73 (6) 2.82	3:36.84 (6) 1:52.11 (6) 10.09	5:32.32 (6) 1:55.48 (6) 18.05	7:30.15 1:57.83 (6) 26.28	FB

Qualification Rules: **1-3 to Final A, Remainder to Final B (1-3->FA, 4..->FB)**

Note: Boats not moving on to the next round of races shall be ranked last in the overall event placing.

Legend:

(b)	bow	(s)	stroke				
Q	Quarterfinal	H	Heat	R	Repechage	S	Semifinal
F	Final						



SY ROWING-CANOEING PARK ROWING
 顺义奥林匹克水上公园
 PO DE SHUNYI

赛艇 / AVIRON

LIGHTWEIGHT WOMEN'S DOUBLE SCULLS
 女子轻量级双人双桨 / DEUX DE COUPLE POIDS LÉGERS - FEMMES



SEMIFINAL A/B 2
 半决赛 A/B 第2组 / DEMI-FINALE A/B 2

8
(Event)

RESULTS
 成绩单 / RÉSULTATS
 FRI 15 AUG 2008

LW2x
SA/B 2
Race 97

World Best Time: **CHN** XU/ YAN Poznan (POL) 2006 **6:49.77**

Rank	Lane	NOC Code	Name	500m	1000m	1500m	2000m	Qual. Code
1	5	CAN	(b) KOK Melanie (s) CAMERON Tracy	1:43.81 (1)	3:32.18 (1) 1:48.37 (1)	5:21.08 (1) 1:48.90 (1)	7:10.70 1:49.62 (6)	FA
2	4	CHN	(b) XU Dongxiang (s) YU Hua	1:45.47 (2) 1.66	3:35.38 (2) 3.20	5:25.65 (3) 4.57	7:11.59 1:45.94 (2) 0.89	FA
3	6	GRE	(b) BISKITZI Chrysi (s) TSIAVOU Alexandra	1:46.10 (4) 2.29	3:35.95 (4) 3.77	5:25.98 (4) 4.90	7:11.99 1:46.01 (3) 1.29	FA
4	2	USA	(b) HYKEL Renee (s) GOLDSACK Jen	1:45.82 (3) 2.01	3:37.19 (6) 5.01	5:26.30 (5) 5.22	7:12.15 1:45.85 (1) 1.45	FB
5	3	AUS	(b) HALLIDAY Amber (s) HOUSTON Marguerite	1:46.97 (5) 3.16	3:35.69 (3) 3.51	5:25.14 (2) 4.06	7:13.80 1:48.66 (4) 3.10	FB
6	1	JPN	(b) KUMAKURA Misaki (s) IWAMOTO Akiko	1:47.99 (6) 4.18	3:36.90 (5) 4.72	5:26.65 (6) 5.57	7:16.13 1:49.48 (5) 5.43	FB

Qualification Rules: **1-3 to Final A, Remainder to Final B (1-3->FA, 4..->FB)**

Note: Boats not moving on to the next round of races shall be ranked last in the overall event placing.

Legend:

(b)	bow	(s)	stroke				
Q	Quarterfinal	H	Heat	R	Repechage	S	Semifinal
F	Final						



SY ROWING-CANOEING PARK ROWING
 顺义奥林匹克水上公园
 PO DE SHUNYI

赛艇 / AVIRON

LIGHTWEIGHT WOMEN'S DOUBLE SCULLS
 女子轻量级双人双桨 / DEUX DE COUPLE POIDS LÉGERS - FEMMES

FINAL C
 决赛 C / FINALE C



8
(Event)

RESULTS
 成绩单 / RÉSULTATS
 SAT 16 AUG 2008

**LW2x
 FC
 Race 112**

World Best Time: **CHN** XU/ YAN Poznan (POL) 2006 **6:49.77**

Rank	Lane	NOC Code	Name	500m	1000m	1500m	2000m	Qual. Code
1	4	MEX	(b) HUERTA Gabriela (s) PEREZ RUL Lila	1:45.53 (2) 0.68	3:34.22 (1) 1:48.69 (1)	5:25.77 (1) 1:51.55 (1)	7:17.21 1:51.44 (3)	
2	3	RSA	(b) WHITE Alex (s) McCANN Kirsten	1:44.85 (1)	3:36.45 (2) 1:51.60 (2) 2.23	5:29.91 (2) 1:53.46 (3) 4.14	7:20.49 1:50.58 (1) 3.28	
3	2	BRA	(b) CARVALHO Camila (s) GRANATO Luciana	1:46.23 (3) 1.38	3:38.73 (3) 1:52.50 (3) 4.51	5:31.31 (3) 1:52.58 (2) 5.54	7:22.40 1:51.09 (2) 5.19	
4	5	KAZ	(b) VORONOVA Natalya (s) OPACHANOVA Alexandra	1:47.09 (4) 2.24	3:40.58 (4) 1:53.49 (4) 6.36	5:37.31 (4) 1:56.73 (4) 11.54	7:32.36 1:55.05 (5) 15.15	
5	1	KOR	(b) KO Youngeun (s) JI Yoojin	1:51.46 (5) 6.61	3:47.68 (5) 1:56.22 (5) 13.46	5:45.64 (5) 1:57.96 (5) 19.87	7:39.46 1:53.82 (4) 22.25	

Note: Boats not moving on to the next round of races shall be ranked last in the overall event placing.

Legend:

(b)	bow	(s)	stroke				
Q	Quarterfinal	H	Heat	R	Repechage	S	Semifinal
F	Final						



SY ROWING-CANOEING PARK ROWING
 顺义奥林匹克水上公园
 PO DE SHUNYI

赛艇 / AVIRON

LIGHTWEIGHT WOMEN'S DOUBLE SCULLS
 女子轻量级双人双桨 / DEUX DE COUPLE POIDS LÉGERS - FEMMES

FINAL B
 决赛 B / FINALE B



8
(Event)

RESULTS
 成绩单 / RÉSULTATS
 SAT 16 AUG 2008

**LW2x
 FB
 Race 114**

World Best Time: **CHN** XU/ YAN Poznan (POL) 2006 **6:49.77**

Rank	Lane	NOC Code	Name	500m	1000m	1500m	2000m	Qual. Code
1	3	DEN	(b) OLSEN Katrin (s) RASMUSSEN Juliane Elander	1:44.74 (4) 1.92	3:31.09 (5) 1:46.35 (3) 1.73	5:20.36 (4) 1:49.27 (4) 1.35	7:06.94 1:46.58 (1)	
2	2	AUS	(b) HALLIDAY Amber (s) HOUSTON Marguerite	1:43.87 (3) 1.05	3:30.38 (3) 1:46.51 (4) 1.02	5:19.01 (1) 1:48.63 (1)	7:07.17 1:48.16 (2) 0.23	
3	1	JPN	(b) KUMAKURA Misaki (s) IWAMOTO Akiko	1:45.59 (5) 2.77	3:30.85 (4) 1:45.26 (1) 1.49	5:20.01 (3) 1:49.16 (3) 1.00	7:08.49 1:48.48 (4) 1.55	
4	4	USA	(b) HYKEL Renee (s) GOLDSACK Jen	1:42.82 (1) 0.35	3:29.71 (2) 1:46.89 (5) 0.35	5:20.61 (5) 1:50.90 (6) 1.60	7:09.02 1:48.41 (3) 2.08	
5	5	GBR	(b) GOODSSELL Hester (s) CASEY Helen	1:43.11 (2) 0.29	3:29.36 (1) 1:46.25 (2)	5:19.76 (2) 1:50.40 (5) 0.75	7:11.24 1:51.48 (5) 4.30	
6	6	CUB	(b) VELAZQUEZ Yaima (s) MARRERO Ismaray	1:47.49 (6) 4.67	3:35.38 (6) 1:47.89 (6) 6.02	5:24.08 (6) 1:48.70 (2) 5.07	7:20.07 1:55.99 (6) 13.13	

Note: Boats not moving on to the next round of races shall be ranked last in the overall event placing.

Legend:

(b)	bow	(s)	stroke				
Q	Quarterfinal	H	Heat	R	Repechage	S	Semifinal
F	Final						



SY ROWING-CANOEING PARK ROWING
 顺义奥林匹克水上公园
 PO DE SHUNYI

赛艇 / AVIRON

LIGHTWEIGHT WOMEN'S DOUBLE SCULLS
 女子轻量级双人双桨 / DEUX DE COUPLE POIDS LÉGERS - FEMMES

FINAL A
 决赛 A / FINALE A



8
(Event)

RESULTS
 成绩单 / RÉSULTATS
 SUN 17 AUG 2008

LW2x
FA
Race 127

World Best Time: **CHN** XU/ YAN Poznan (POL) 2006 **6:49.77**

Rank	Lane	NOC Code	Name	500m	1000m	1500m	2000m	Qual. Code
1	3	NED	(b) van der KOLK Kirsten (s) van EUPEN Marit	1:43.34 (6) 2.97	3:27.30 (4) 1:43.96 (1) 1.36	5:12.12 (2) 1:44.82 (1) 0.31	6:54.74 1:42.62 (1)	
2	5	FIN	(b) STEN Sanna (s) NIEMINEN Minna	1:41.04 (3) 0.67	3:26.48 (3) 1:45.44 (3) 0.54	5:11.81 (1) 1:45.33 (2)	6:56.03 1:44.22 (4) 1.29	
3	4	CAN	(b) KOK Melanie (s) CAMERON Tracy	1:40.68 (2) 0.31	3:25.94 (1) 1:45.26 (2)	5:12.81 (3) 1:46.87 (4) 1.00	6:56.68 1:43.87 (3) 1.94	
4	6	GER	(b) CAROW Berit Annika (s) DRAEGER Marie-Louise	1:40.37 (1)	3:26.28 (2) 1:45.91 (4) 0.34	5:13.11 (4) 1:46.83 (3) 1.30	6:56.72 1:43.61 (2) 1.98	
5	2	CHN	(b) XU Dongxiang (s) YU Hua	1:41.49 (4) 1.12	3:29.88 (5) 1:48.39 (6) 3.94	5:16.98 (5) 1:47.10 (5) 5.17	7:01.90 1:44.92 (5) 7.16	
6	1	GRE	(b) BISKITZI Chrysi (s) TSIAVOU Alexandra	1:42.85 (5) 2.48	3:30.33 (6) 1:47.48 (5) 4.39	5:17.65 (6) 1:47.32 (6) 5.84	7:04.61 1:46.96 (6) 9.87	

Note: Boats not moving on to the next round of races shall be ranked last in the overall event placing.

Legend:

(b)	bow	(s)	stroke				
Q	Quarterfinal	H	Heat	R	Repechage	S	Semifinal
F	Final						



8

(Event)

RESULTS SUMMARY BY EVENT

按项目的比赛成绩总览表 / RÉSUMÉ DES RÉSULTATS PAR ÉPREUVE

LW2x

As of 17 AUG 2008

Race	Date	Round	Rank						Qualification Rules
			1	2	3	4	5	6	

Heats

26	10 AUG 2008	1	NED	AUS	USA	MEX	BRA	KAZ	1-2->SA/B, 3..->R
			6:50.90	6:53.23	6:53.32	7:11.71	7:25.90	7:29.07	
27	10 AUG 2008	2	GER	CAN	GBR	FIN	GRE	RSA	1-2->SA/B, 3..->R
			6:51.96	6:54.07	6:55.23	6:56.61	7:05.95	7:20.51	
28	10 AUG 2008	3	CHN	DEN	JPN	CUB	KOR		1-2->SA/B, 3..->R
			6:57.58	6:58.63	7:05.67	7:13.35	7:39.70		

Repechages

62	12 AUG 2008	1	USA	FIN	JPN	RSA	KAZ	KOR	1-3->SA/B, 4..->FC
			7:22.22	7:23.80	7:30.92	7:48.04	7:54.12	8:03.51	
63	12 AUG 2008	2	GBR	GRE	CUB	MEX	BRA		1-3->SA/B, 4..->FC
			7:24.27	7:24.55	7:32.14	7:41.97	7:47.53		

Semifinals

96	15 AUG 2008	A/B 1	NED	FIN	GER	DEN	GBR	CUB	1-3->FA, 4..->FB
			7:03.87	7:03.91	7:04.95	7:06.31	7:17.67	7:30.15	
97	15 AUG 2008	A/B 2	CAN	CHN	GRE	USA	AUS	JPN	1-3->FA, 4..->FB
			7:10.70	7:11.59	7:11.99	7:12.15	7:13.80	7:16.13	

Finals

112	16 AUG 2008	C	MEX	RSA	BRA	KAZ	KOR		
			7:17.21	7:20.49	7:22.40	7:32.36	7:39.46		
114	16 AUG 2008	B	DEN	AUS	JPN	USA	GBR	CUB	
			7:06.94	7:07.17	7:08.49	7:09.02	7:11.24	7:20.07	
127	17 AUG 2008	A	NED	FIN	CAN	GER	CHN	GRE	
			6:54.74	6:56.03	6:56.68	6:56.72	7:01.90	7:04.61	

Participating Crew

AUS (b)HALLIDAY Amber (s)HOUSTON Marguerite	BRA (b)CARVALHO Camila (s)GRANATO Luciana	CAN (b)KOK Melanie (s)CAMERON Tracy	CHN (b)XU Dongxiang (s)YU Hua	CUB (b)VELAZQUEZ Yaima (s)MARRERO Ismaray
DEN (b)OLSEN Katrin (s)RASMUSSEN Juliane Elander	FIN (b)STEN Sanna (s)NIEMINEN Minna	GBR (b)GOODSELL Hester (s)CASEY Helen	GER (b)CAROW Berit Annika (s)DRAEGER Marie-Louise	GRE (b)BISKITZI Chrysi (s)TSIAVOU Alexandra
JPN (b)KUMAKURA Misaki (s)IWAMOTO Akiko	KAZ (b)VORONOVA Natalya (s)OPACHANOVA Alexandra	KOR (b)KO Youngeun (s)JI Yoojin	MEX (b)HUERTA Gabriela (s)PEREZ RUL Lila	NED (b)van der KOLK Kirsten (s)van EUPEN Marit
RSA (b)WHITE Alex (s)McCANN Kirsten	USA (b)HYKEL Renee (s)GOLDSACK Jen			



SY ROWING-CANOEING PARK **ROWING**
 顺义奥林匹克水上公园 赛艇 / AVIRON
 PO DE SHUNYI

LIGHTWEIGHT WOMEN'S DOUBLE SCULLS
 女子轻量级双人双桨 / DEUX DE COUPLE POIDS LÉGERS - FEMMES



8
(Event)

RESULTS SUMMARY BY EVENT
 按项目的比赛成绩总览表 / RÉSUMÉ DES RÉSULTATS PAR ÉPREUVE

LW2x

As of 17 AUG 2008

Note: Names of crew are as entered in their last race. Boats not moving on to the next round of races shall be ranked last in the overall event placing.

Legend:

(b)	bow	(s)	stroke				
Q	Quarterfinal	H	Heat	R	Repechage	S	Semifinal
F	Final						



SY ROWING-CANOEING PARK ROWING
 顺义奥林匹克水上公园
 PO DE SHUNYI

赛艇 / AVIRON

LIGHTWEIGHT MEN'S DOUBLE SCULLS
 男子轻量级双人双桨 / DEUX DE COUPLE POIDS LÉGERS - HOMMES



HEAT 1
 预赛 第1组 / ELIMINATOIRE 1

9
 (Event)

RESULTS
 成绩单 / RÉSULTATS
 SUN 10 AUG 2008

**LM2x
 H1
 Race 29**

World Best Time: **DEN** RASMUSSEN/ HANSEN Amsterdam (NED) 2007 **6:10.02**

Rank	Lane	NOC Code	Name	500m	1000m	1500m	2000m	Qual. Code
1	3	GBR	(b) PURCHASE Zac (s) HUNTER Mark	1:29.82 (1)	3:03.41 (1) 1:33.59 (1)	4:38.17 (1) 1:34.76 (1)	6:13.69 1:35.52 (1)	SA/B
2	4	GRE	(b) MOUGIOS Dimitrios (s) POLYMEROS Vasileios	1:30.84 (2) 1.02	3:04.57 (2) 1.16 1:33.73 (2)	4:39.47 (2) 1.30 1:34.90 (2)	6:16.10 2.41 1:36.63 (2)	SA/B
3	5	GER	(b) KOCH Jonathan (s) BREHMER Manuel	1:31.22 (3) 1.40	3:06.51 (3) 3.10 1:35.29 (3)	4:43.82 (3) 5.65 1:37.31 (3)	6:21.99 8.30 1:38.17 (3)	R
4	2	JPN	(b) URA Kazushige (s) TAKEDA Daisaku	1:32.45 (4) 2.63	3:08.07 (4) 4.66 1:35.62 (4)	4:45.96 (4) 7.79 1:37.89 (4)	6:24.21 10.52 1:38.25 (4)	R
5	1	ALG	(b) GARIDI Mohamed Ryad (s) AIT DAOUD Kamel	1:34.58 (5) 4.76	3:16.82 (5) 13.41 1:42.24 (5)	5:00.22 (5) 22.05 1:43.40 (5)	6:43.94 30.25 1:43.72 (5)	R

Qualification Rules: **1-2 to Semifinal A/B, Remainder to Repechage (1-2->SA/B, 3..->R)**

Note: Boats not moving on to the next round of races shall be ranked last in the overall event placing.

Legend:

(b)	bow	(s)	stroke				
Q	Quarterfinal	H	Heat	R	Repechage	S	Semifinal
F	Final						



SY ROWING-CANOEING PARK ROWING
 顺义奥林匹克水上公园
 PO DE SHUNYI

赛艇 / AVIRON

LIGHTWEIGHT MEN'S DOUBLE SCULLS
 男子轻量级双人双桨 / DEUX DE COUPLE POIDS LÉGERS - HOMMES



HEAT 2
 预赛 第2组 / ELIMINATOIRE 2

9
 (Event)

RESULTS
 成绩单 / RÉSULTATS
 SUN 10 AUG 2008

**LM2x
 H2
 Race 30**

World Best Time: **DEN** RASMUSSEN/ HANSEN Amsterdam (NED) 2007 **6:10.02**

Rank	Lane	NOC Code	Name	500m	1000m	1500m	2000m	Qual. Code
1	3	ITA	(b) MIANI Marcello (s) LUINI Elia	1:31.64 (3) 0.64	3:06.39 (1) 1:34.75 (1)	4:41.94 (1) 1:35.55 (1)	6:16.16 1:34.22 (2)	SA/B
2	4	CHN	(b) ZHANG Guolin (s) SUN Jie	1:31.28 (2) 0.28	3:06.92 (3) 0.53	4:43.66 (3) 1:36.74 (3)	6:17.62 1:33.96 (1)	SA/B
3	5	AUS	(b) BELTZ Samuel (s) GIBSON Tom	1:31.00 (1)	3:06.66 (2) 1:35.66 (3) 0.27	4:43.59 (2) 1:36.93 (4) 1.65	6:19.15 1:35.56 (4) 2.99	R
4	1	CUB	(b) BATISTA Eyder (s) PEREZ Yunior	1:32.05 (4) 1.05	3:08.62 (4) 2.23	4:45.13 (4) 1:36.51 (2) 3.19	6:19.36 1:34.23 (3) 3.20	R
5	2	IND	(b) KHANDWAL Devender Kumar (s) SINGH Manjeet	1:34.59 (5) 3.59	3:14.98 (5) 8.59	4:58.79 (5) 1:43.81 (5) 16.85	6:37.13 1:38.34 (5) 20.97	R

Qualification Rules: **1-2 to Semifinal A/B, Remainder to Repechage (1-2->SA/B, 3..->R)**

Note: Boats not moving on to the next round of races shall be ranked last in the overall event placing.

Legend:

(b)	bow	(s)	stroke				
Q	Quarterfinal	H	Heat	R	Repechage	S	Semifinal
F	Final						



SY ROWING-CANOEING PARK ROWING
 顺义奥林匹克水上公园
 PO DE SHUNYI

赛艇 / AVIRON

LIGHTWEIGHT MEN'S DOUBLE SCULLS
 男子轻量级双人双桨 / DEUX DE COUPLE POIDS LÉGERS - HOMMES



HEAT 3
 预赛 第3组 / ELIMINATOIRE 3

9
(Event)

RESULTS
 成绩单 / RÉSULTATS
 SUN 10 AUG 2008

**LM2x
 H3
 Race 31**

World Best Time: **DEN** RASMUSSEN/ HANSEN Amsterdam (NED) 2007 **6:10.02**

Rank	Lane	NOC Code	Name	500m	1000m	1500m	2000m	Qual. Code
1	3	DEN	(b) RASMUSSEN Mads Reinholdt (s) HANSEN Rasmus Nicholai Quist	1:32.94 (3) 2.70	3:07.14 (3) 1:34.20 (1) 2.14	4:41.73 (1) 1:34.59 (1)	6:14.84 1:33.11 (1)	SA/B
2	2	CAN	(b) VANDOR Douglas (s) SYLVESTER Cameron	1:30.24 (1)	3:05.00 (1) 1:34.76 (2)	4:42.07 (2) 1:37.07 (4) 0.34	6:17.58 1:35.51 (2) 2.74	SA/B
3	4	HUN	(b) HIRLING Zsolt (s) VARGA Tamas	1:31.79 (2) 1.55	3:06.91 (2) 1:35.12 (3) 1.91	4:43.03 (3) 1:36.12 (2) 1.30	6:19.60 1:36.57 (4) 4.76	R
4	1	URU	(b) COLLAZO (s) GARCIA	1:34.71 (5) 4.47	3:13.36 (5) 1:38.65 (5) 8.36	4:49.82 (5) 1:36.46 (3) 8.09	6:25.86 1:36.04 (3) 11.02	R
5	5	BRA	(b) GOMES Thiago (s) ALMEIDA Thiago	1:33.20 (4) 2.96	3:10.31 (4) 1:37.11 (4) 5.31	4:49.21 (4) 1:38.90 (5) 7.48	6:30.78 1:41.57 (5) 15.94	R

Qualification Rules: **1-2 to Semifinal A/B, Remainder to Repechage (1-2->SA/B, 3..->R)**

Note: Boats not moving on to the next round of races shall be ranked last in the overall event placing.

Legend:

(b)	bow	(s)	stroke				
Q	Quarterfinal	H	Heat	R	Repechage	S	Semifinal
F	Final						



SY ROWING-CANOEING PARK ROWING
 顺义奥林匹克水上公园
 PO DE SHUNYI

赛艇 / AVIRON

LIGHTWEIGHT MEN'S DOUBLE SCULLS
 男子轻量级双人双桨 / DEUX DE COUPLE POIDS LÉGERS - HOMMES



HEAT 4
 预赛 第4组 / ELIMINATOIRE 4

9
 (Event)

RESULTS
 成绩单 / RÉSULTATS
 SUN 10 AUG 2008

**LM2x
 H4
 Race 32**

World Best Time: **DEN** RASMUSSEN/ HANSEN Amsterdam (NED) 2007 **6:10.02**

Rank	Lane	NOC Code	Name	500m	1000m	1500m	2000m	Qual. Code
1	4	NZL	(b) URU Storm (s) TAYLOR Peter	1:31.72 (1)	3:05.92 (1) 1:34.20 (1)	4:40.72 (1) 1:34.80 (1)	6:16.78 1:36.06 (2)	SA/B
2	3	FRA	(b) GOISSET Maxime (s) DUFOUR Frederic	1:32.72 (2) 1.00	3:07.17 (2) 1:34.45 (2) 1.25	4:43.53 (2) 1:36.36 (2) 2.81	6:20.17 1:36.64 (3) 3.39	SA/B
3	1	POR	(b) FRAGA Pedro (s) MENDES Nuno	1:34.21 (4) 2.49	3:10.94 (4) 1:36.73 (3) 5.02	4:48.31 (3) 1:37.37 (3) 7.59	6:24.35 1:36.04 (1) 7.57	R
4	2	HKG	(b) SO Sau Wah (s) CHOW Kwong Wing	1:32.98 (3) 1.26	3:10.73 (3) 1:37.75 (4) 4.81	4:52.16 (4) 1:41.43 (4) 11.44	6:34.51 1:42.35 (4) 17.73	R
5	5	KOR	(b) JANG Kangeun (s) KIM Hongkyun	1:34.72 (5) 3.00	3:15.48 (5) 1:40.76 (5) 9.56	4:59.58 (5) 1:44.10 (5) 18.86	6:42.97 1:43.39 (5) 26.19	R

Qualification Rules: **1-2 to Semifinal A/B, Remainder to Repechage (1-2->SA/B, 3..->R)**

Note: Boats not moving on to the next round of races shall be ranked last in the overall event placing.

Legend:

(b)	bow	(s)	stroke				
Q	Quarterfinal	H	Heat	R	Repechage	S	Semifinal
F	Final						



9
(Event)

RESULTS
 成绩单 / RÉSULTATS
 TUE 12 AUG 2008

**LM2x
 R1
 Race 64**

World Best Time: **DEN** RASMUSSEN/ HANSEN Amsterdam (NED) 2007 **6:10.02**

Rank	Lane	NOC Code	Name	500m	1000m	1500m	2000m	Qual. Code
1	3	GER	(b) KOCH Jonathan (s) BREHMER Manuel	1:35.22 (2) 0.39	3:16.39 (2) 1:41.17 (2) 1.03	4:58.19 (2) 1:41.80 (1) 0.65	6:41.48 1:43.29 (1)	SA/B
2	4	AUS	(b) BELTZ Samuel (s) GIBSON Tom	1:34.83 (1)	3:15.36 (1) 1:40.53 (1)	4:57.54 (1) 1:42.18 (2)	6:42.42 1:44.88 (2) 0.94	SA/B
3	2	URU	(b) COLLAZO (s) GARCIA	1:36.39 (3) 1.56	3:19.28 (4) 1:42.89 (4) 3.92	5:01.80 (3) 1:42.52 (3) 4.26	6:46.98 1:45.18 (3) 5.50	SC/D
4	1	BRA	(b) GOMES Thiago (s) ALMEIDA Thiago	1:37.26 (4) 2.43	3:18.60 (3) 1:41.34 (3) 3.24	5:04.25 (4) 1:45.65 (4) 6.71	6:51.99 1:47.74 (4) 10.51	SC/D
5	5	HKG	(b) SO Sau Wah (s) CHOW Kwong Wing	1:37.55 (5) 2.72	3:22.35 (5) 1:44.80 (5) 6.99	5:08.71 (5) 1:46.36 (5) 11.17	6:58.71 1:50.00 (5) 17.23	SC/D
6	6	ALG	(b) GARIDI Mohamed Ryad (s) AIT DAOUD Kamel	1:38.24 (6) 3.41	3:24.65 (6) 1:46.41 (6) 9.29	5:14.02 (6) 1:49.37 (6) 16.48	7:05.73 1:51.71 (6) 24.25	SC/D

Qualification Rules: **1-2 to Semifinal A/B, Remainder to Semifinal C/D (1-2->SA/B, 3...->SC/D)**

Note: Boats not moving on to the next round of races shall be ranked last in the overall event placing.

Legend:

(b)	bow	(s)	stroke				
Q	Quarterfinal	H	Heat	R	Repechage	S	Semifinal
F	Final						



9
(Event)

RESULTS
 成绩单 / RÉSULTATS
 TUE 12 AUG 2008

**LM2x
 R2
 Race 65**

World Best Time: **DEN** RASMUSSEN/ HANSEN Amsterdam (NED) 2007 **6:10.02**

Rank	Lane	NOC Code	Name	500m	1000m	1500m	2000m	Qual. Code
1	4	POR	(b) FRAGA Pedro (s) MENDES Nuno	1:37.65 (4) 1.94	3:20.14 (4) 1:42.49 (4) 3.35	5:00.95 (4) 1:40.81 (1) 2.41	6:39.07 1:38.12 (1)	SA/B
2	2	CUB	(b) BATISTA Eyder (s) PEREZ Yunior	1:36.00 (2) 0.29	3:18.10 (3) 1:42.10 (3) 1.31	5:00.27 (3) 1:42.17 (4) 1.73	6:40.15 1:39.88 (2) 1.08	SA/B
3	5	JPN	(b) URA Kazushige (s) TAKEDA Daisaku	1:36.22 (3) 0.51	3:17.47 (2) 1:41.25 (2) 0.68	4:59.23 (2) 1:41.76 (3) 0.69	6:43.03 1:43.80 (3) 3.96	SC/D
4	3	HUN	(b) HIRLING Zsolt (s) VARGA Tamas	1:35.71 (1)	3:16.79 (1) 1:41.08 (1)	4:58.54 (1) 1:41.75 (2)	6:50.48 1:51.94 (5) 11.41	SC/D
5	1	IND	(b) KHANDWAL Devender Kumar (s) SINGH Manjeet	1:38.00 (5) 2.29	3:24.45 (5) 1:46.45 (5) 7.66	5:11.50 (5) 1:47.05 (5) 12.96	7:02.06 1:50.56 (4) 22.99	SC/D
6	6	KOR	(b) JANG Kangeun (s) KIM Hongkyun	1:39.86 (6) 4.15	3:28.72 (6) 1:48.86 (6) 11.93	5:18.91 (6) 1:50.19 (6) 20.37	7:12.17 1:53.26 (6) 33.10	SC/D

Qualification Rules: **1-2 to Semifinal A/B, Remainder to Semifinal C/D (1-2->SA/B, 3...->SC/D)**

Note: Boats not moving on to the next round of races shall be ranked last in the overall event placing.

Legend:

(b)	bow	(s)	stroke				
Q	Quarterfinal	H	Heat	R	Repechage	S	Semifinal
F	Final						



SY ROWING-CANOEING PARK ROWING
 顺义奥林匹克水上公园
 PO DE SHUNYI

赛艇 / AVIRON

LIGHTWEIGHT MEN'S DOUBLE SCULLS
 男子轻量级双人双桨 / DEUX DE COUPLE POIDS LÉGERS - HOMMES



SEMIFINAL C/D 1
 半决赛 C/D 第1组 / DEMI-FINALE C/D 1

9
(Event)

RESULTS
 成绩单 / RÉSULTATS
 FRI 15 AUG 2008

LM2x
SC/D 1
Race 94

World Best Time: **DEN** RASMUSSEN/ HANSEN Amsterdam (NED) 2007 **6:10.02**

Rank	Lane	NOC Code	Name	500m	1000m	1500m	2000m	Qual. Code
1	3	HUN	(b) HIRLING Zsolt (s) VARGA Tamas	1:32.73 (1)	3:10.18 (1) 1:37.45 (1)	4:49.30 (1) 1:39.12 (1)	6:28.84 1:39.54 (2)	FC
2	2	URU	(b) COLLAZO TOURN Rodolfo (s) GARCIA CORREALE Angel	1:34.74 (3) 2.01	3:14.30 (3) 4.12	4:55.16 (3) 5.86	6:33.49 1:38.33 (1) 4.65	FC
3	1	HKG	(b) SO Sau Wah (s) CHOW Kwong Wing	1:34.26 (2) 1.53	3:14.05 (2) 3.87	4:54.17 (2) 4.87	6:33.79 1:39.62 (3) 4.95	FC
4	4	KOR	(b) JANG Kangeun (s) KIM Hongkyun	1:37.05 (4) 4.32	3:19.87 (4) 9.69	5:04.02 (4) 14.72	6:47.13 1:43.11 (4) 18.29	FD

Qualification Rules: **1-3 to Final C, Remainder to Final D (1-3->FC, 4..->FD)**

Note: Boats not moving on to the next round of races shall be ranked last in the overall event placing.

Legend:

(b)	bow	(s)	stroke				
Q	Quarterfinal	H	Heat	R	Repechage	S	Semifinal
F	Final						



SY ROWING-CANOEING PARK ROWING
 顺义奥林匹克水上公园
 PO DE SHUNYI

赛艇 / AVIRON

LIGHTWEIGHT MEN'S DOUBLE SCULLS
 男子轻量级双人双桨 / DEUX DE COUPLE POIDS LÉGERS - HOMMES



SEMIFINAL C/D 2
 半决赛 C/D 第2组 / DEMI-FINALE C/D 2

9
(Event)

RESULTS
 成绩单 / RÉSULTATS
 FRI 15 AUG 2008

**LM2x
 SC/D 2
 Race 95**

World Best Time: **DEN** RASMUSSEN/ HANSEN Amsterdam (NED) 2007 **6:10.02**

Rank	Lane	NOC Code	Name	500m	1000m	1500m	2000m	Qual. Code
1	3	JPN	(b) URA Kazushige (s) TAKEDA Daisaku	1:32.43 (1)	3:09.75 (1) 1:37.32 (1)	4:49.48 (1) 1:39.73 (1)	6:29.30 1:39.82 (1)	FC
2	2	BRA	(b) GOMES Thiago (s) ALMEIDA Thiago	1:34.37 (2) 1.94	3:16.13 (2) 6.38	4:58.94 (2) 9.46	6:39.91 1:40.97 (3) 10.61	FC
3	4	IND	(b) KHANDWAL Devender Kumar (s) SINGH Manjeet	1:34.66 (3) 2.23	3:16.66 (3) 6.91	4:59.39 (3) 9.91	6:40.34 1:40.95 (2) 11.04	FC
4	1	ALG	(b) GARIDI Mohamed Ryad (s) AIT DAOUD Kamel	1:35.84 (4) 3.41	3:17.09 (4) 7.34	5:00.75 (4) 11.27	6:43.80 1:43.05 (4) 14.50	FD

Qualification Rules: **1-3 to Final C, Remainder to Final D (1-3->FC, 4..->FD)**

Note: Boats not moving on to the next round of races shall be ranked last in the overall event placing.

Legend:

(b)	bow	(s)	stroke				
Q	Quarterfinal	H	Heat	R	Repechage	S	Semifinal
F	Final						



SY ROWING-CANOEING PARK ROWING
 顺义奥林匹克水上公园
 PO DE SHUNYI

赛艇 / AVIRON

LIGHTWEIGHT MEN'S DOUBLE SCULLS
 男子轻量级双人双桨 / DEUX DE COUPLE POIDS LÉGERS - HOMMES



SEMIFINAL A/B 1
 半决赛 A/B 第1组 / DEMI-FINALE A/B 1

9
(Event)

RESULTS
 成绩单 / RÉSULTATS
 FRI 15 AUG 2008

LM2x
SA/B 1
Race 98

World Best Time: **DEN** RASMUSSEN/ HANSEN Amsterdam (NED) 2007 **6:10.02**

Rank	Lane	NOC Code	Name	500m	1000m	1500m	2000m	Qual. Code
1	3	GBR	(b) PURCHASE Zac (s) HUNTER Mark	1:33.80 (1)	3:10.32 (1) 1:36.52 (1)	4:48.84 (1) 1:38.52 (2)	6:29.56 1:40.72 (3)	FA
2	4	ITA	(b) MIANI Marcello (s) LUINI Elia	1:34.60 (2) 0.80	3:12.71 (2) 2.39	4:51.21 (2) 2.37	6:31.16 1:39.95 (1) 1.60	FA
3	1	CUB	(b) BATISTA Eyder (s) PEREZ Yunior	1:35.45 (5) 1.65	3:13.20 (3) 2.88	4:53.18 (3) 4.34	6:33.60 1:40.42 (2) 4.04	FA
4	6	GER	(b) KOCH Jonathan (s) BREHMER Manuel	1:35.17 (4) 1.37	3:13.94 (5) 3.62	4:53.61 (4) 4.77	6:37.07 1:43.46 (4) 7.51	FB
5	2	FRA	(b) GOISSET Maxime (s) DUFOUR Frederic	1:34.89 (3) 1.09	3:13.71 (4) 3.39	4:55.34 (5) 6.50	6:41.18 1:45.84 (5) 11.62	FB
6	5	CAN	(b) VANDOR Douglas (s) SYLVESTER Cameron	1:36.60 (6) 2.80	3:17.66 (6) 7.34	5:02.04 (6) 13.20	6:49.28 1:47.24 (6) 19.72	FB

Qualification Rules: **1-3 to Final A, Remainder to Final B (1-3->FA, 4..->FB)**

Note: Boats not moving on to the next round of races shall be ranked last in the overall event placing.

Legend:

(b)	bow	(s)	stroke				
Q	Quarterfinal	H	Heat	R	Repechage	S	Semifinal
F	Final						



SY ROWING-CANOEING PARK ROWING
 顺义奥林匹克水上公园
 PO DE SHUNYI

赛艇 / AVIRON

LIGHTWEIGHT MEN'S DOUBLE SCULLS
 男子轻量级双人双桨 / DEUX DE COUPLE POIDS LÉGERS - HOMMES



SEMIFINAL A/B 2
 半决赛 A/B 第2组 / DEMI-FINALE A/B 2

9
(Event)

RESULTS
 成绩单 / RÉSULTATS
 FRI 15 AUG 2008

LM2x
SA/B 2
Race 99

World Best Time: **DEN** RASMUSSEN/ HANSEN Amsterdam (NED) 2007 **6:10.02**

Rank	Lane	NOC Code	Name	500m	1000m	1500m	2000m	Qual. Code
1	2	GRE	(b) MOUGIOS Dimitrios (s) POLYMEROS Vasileios	1:32.64 (1)	3:09.94 (1) 1:37.30 (1)	4:47.11 (1) 1:37.17 (1)	6:24.61 1:37.50 (4)	FA
2	4	DEN	(b) RASMUSSEN Mads Reinholdt (s) HANSEN Rasmus Nicholai Quist	1:33.46 (3) 0.82	3:11.85 (2) 1:38.39 (2) 1.91	4:50.39 (2) 1:38.54 (2) 3.28	6:26.49 1:36.10 (2) 1.88	FA
3	5	CHN	(b) ZHANG Guolin (s) SUN Jie	1:35.09 (6) 2.45	3:14.47 (5) 1:39.38 (3) 4.53	4:53.20 (4) 1:38.73 (3) 6.09	6:29.29 1:36.09 (1) 4.68	FA
4	3	NZL	(b) URU Storm (s) TAYLOR Peter	1:33.20 (2) 0.56	3:13.01 (3) 1:39.81 (4) 3.07	4:53.74 (5) 1:40.73 (5) 6.63	6:30.53 1:36.79 (3) 5.92	FB
5	6	AUS	(b) BELTZ Samuel (s) GIBSON Tom	1:33.69 (4) 1.05	3:13.65 (4) 1:39.96 (5) 3.71	4:52.93 (3) 1:39.28 (4) 5.82	6:32.32 1:39.39 (5) 7.71	FB
6	1	POR	(b) FRAGA Pedro (s) MENDES Nuno	1:34.01 (5) 1.37	3:16.30 (6) 1:42.29 (6) 6.36	4:58.01 (6) 1:41.71 (6) 10.90	6:39.23 1:41.22 (6) 14.62	FB

Qualification Rules: **1-3 to Final A, Remainder to Final B (1-3->FA, 4..->FB)**

Note: Boats not moving on to the next round of races shall be ranked last in the overall event placing.

Legend:

(b)	bow	(s)	stroke				
Q	Quarterfinal	H	Heat	R	Repechage	S	Semifinal
F	Final						



SY ROWING-CANOEING PARK ROWING
 顺义奥林匹克水上公园
 PO DE SHUNYI

赛艇 / AVIRON

LIGHTWEIGHT MEN'S DOUBLE SCULLS
 男子轻量级双人双桨 / DEUX DE COUPLE POIDS LÉGERS - HOMMES

FINAL D
 决赛 D / FINALE D



9
(Event)

RESULTS
 成绩单 / RÉSULTATS
 SAT 16 AUG 2008

LM2x
FD
Race 111

World Best Time: **DEN** RASMUSSEN/ HANSEN Amsterdam (NED) 2007 **6:10.02**

Rank	Lane	NOC Code	Name	500m	1000m	1500m	2000m	Qual. Code
1	2	KOR	(b) JANG Kangeun (s) KIM Hongkyun	1:35.67 (2) 0.21	3:18.77 (2) 1:43.10 (2) 0.29	5:02.58 (1) 1:43.81 (1)	6:46.46 1:43.88 (1)	
2	1	ALG	(b) GARIDI Mohamed Ryad (s) AIT DAOUD Kamel	1:35.46 (1)	3:18.48 (1) 1:43.02 (1)	5:03.25 (2) 1:44.77 (2) 0.67	6:47.44 1:44.19 (2) 0.98	

Note: Boats not moving on to the next round of races shall be ranked last in the overall event placing.

Legend:

(b)	bow	(s)	stroke				
Q	Quarterfinal	H	Heat	R	Repechage	S	Semifinal
F	Final						



SY ROWING-CANOEING PARK ROWING
 顺义奥林匹克水上公园
 PO DE SHUNYI

LIGHTWEIGHT MEN'S DOUBLE SCULLS
 男子轻量级双人双桨 / DEUX DE COUPLE POIDS LÉGERS - HOMMES

FINAL C
 决赛 C / FINALE C



9
 (Event)

RESULTS
 成绩单 / RÉSULTATS
 SAT 16 AUG 2008

**LM2x
 FC
 Race 113**

World Best Time: **DEN** RASMUSSEN/ HANSEN Amsterdam (NED) 2007 **6:10.02**

Rank	Lane	NOC Code	Name	500m	1000m	1500m	2000m	Qual. Code
1	4	JPN	(b) URA Kazushige (s) TAKEDA Daisaku	1:32.95 (2) 0.33	3:07.82 (1) 1:34.87 (1)	4:45.32 (1) 1:37.50 (2)	6:23.02 1:37.70 (1)	
2	3	HUN	(b) HIRLING Zsolt (s) VARGA Tamas	1:34.13 (3) 1.51	3:10.38 (2) 2.56	4:47.37 (2) 2.05	6:25.11 1:37.74 (2)	
3	2	URU	(b) COLLAZO TOURN Rodolfo (s) GARCIA CORREALE Angel	1:32.62 (1) 2.78	3:10.60 (3) 1:37.98 (3)	4:49.86 (3) 1:39.26 (3)	6:30.61 1:40.75 (4)	
4	1	HKG	(b) SO Sau Wah (s) CHOW Kwong Wing	1:35.38 (5) 2.76	3:13.72 (4) 1:38.34 (5)	4:54.55 (5) 1:40.83 (5)	6:34.48 1:39.93 (3)	
5	5	BRA	(b) GOMES Thiago (s) ALMEIDA Thiago	1:36.17 (6) 3.55	3:14.29 (5) 6.47	4:54.19 (4) 8.87	6:36.24 1:42.05 (5)	
6	6	IND	(b) KHANDWAL Devender Kumar (s) SINGH Manjeet	1:34.82 (4) 2.20	3:14.75 (6) 1:39.93 (6)	4:59.55 (6) 1:44.80 (6)	6:44.48 1:44.93 (6)	

Note: Boats not moving on to the next round of races shall be ranked last in the overall event placing.

Legend:

(b)	bow	(s)	stroke				
Q	Quarterfinal	H	Heat	R	Repechage	S	Semifinal
F	Final						



SY ROWING-CANOEING PARK ROWING
 顺义奥林匹克水上公园
 PO DE SHUNYI

LIGHTWEIGHT MEN'S DOUBLE SCULLS
 男子轻量级双人双桨 / DEUX DE COUPLE POIDS LÉGERS - HOMMES



FINAL B
 决赛 B / FINALE B

9
(Event)

RESULTS
 成绩单 / RÉSULTATS
 SAT 16 AUG 2008

**LM2x
 FB
 Race 115**

World Best Time: **DEN** RASMUSSEN/ HANSEN Amsterdam (NED) 2007 **6:10.02**

Rank	Lane	NOC Code	Name	500m	1000m	1500m	2000m	Qual. Code
1	3	NZL	(b) URU Storm (s) TAYLOR Peter	1:33.31 (1)	3:10.73 (1) 1:37.42 (1)	4:48.33 (1) 1:37.60 (1)	6:27.14 1:38.81 (3)	
2	1	POR	(b) FRAGA Pedro (s) MENDES Nuno	1:36.62 (5) 3.31	3:14.90 (5) 4.17	4:52.62 (5) 4.29	6:28.47 1:35.85 (1)	
3	4	GER	(b) KOCH Jonathan (s) BREHMER Manuel	1:33.82 (2) 0.51	3:12.37 (3) 1.64	4:50.18 (2) 1.85	6:28.66 1:38.48 (2)	
4	2	AUS	(b) BELTZ Samuel (s) GIBSON Tom	1:34.32 (3) 1.01	3:12.08 (2) 1.35	4:50.42 (3) 2.09	6:30.11 1:39.69 (4)	
5	5	FRA	(b) GOISSET Maxime (s) DUFOUR Frederic	1:34.69 (4) 1.38	3:13.17 (4) 2.44	4:52.38 (4) 4.05	6:32.65 1:40.27 (5)	
6	6	CAN	(b) SASI John (s) SYLVESTER Cameron	1:36.87 (6) 3.56	3:16.49 (6) 5.76	4:57.41 (6) 9.08	6:40.80 13.66	

Note: Boats not moving on to the next round of races shall be ranked last in the overall event placing.

Legend:

(b)	bow	(s)	stroke				
Q	Quarterfinal	H	Heat	R	Repechage	S	Semifinal
F	Final						



SY ROWING-CANOEING PARK ROWING
 顺义奥林匹克水上公园
 PO DE SHUNYI

LIGHTWEIGHT MEN'S DOUBLE SCULLS
 男子轻量级双人双桨 / DEUX DE COUPLE POIDS LÉGERS - HOMMES



FINAL A
 决赛 A / FINALE A

9
 (Event)

RESULTS
 成绩单 / RÉSULTATS
 SUN 17 AUG 2008

LM2x
FA
Race 128

World Best Time: **DEN** RASMUSSEN/ HANSEN Amsterdam (NED) 2007 **6:10.02**

Rank	Lane	NOC Code	Name	500m	1000m	1500m	2000m	Qual. Code
1	3	GBR	(b) PURCHASE Zac (s) HUNTER Mark	1:30.67 (2) 0.22	3:04.45 (1) 1:33.78 (1)	4:37.69 (1) 1:33.24 (1)	6:10.99 1:33.30 (4)	
2	4	GRE	(b) MOUGIOS Dimitrios (s) POLYMEROS Vasileios	1:30.99 (3) 0.54	3:05.23 (2) 1:34.24 (2)	4:39.46 (2) 1:34.23 (2)	6:11.72 1:32.26 (2)	
3	5	DEN	(b) RASMUSSEN Mads Reinholdt (s) HANSEN Rasmus Nicholai Quist	1:31.45 (4) 1.00	3:05.80 (3) 1:34.35 (3)	4:40.91 (3) 1:35.11 (3)	6:12.45 1:31.54 (1)	
4	2	ITA	(b) MIANI Marcello (s) LUINI Elia	1:30.45 (1)	3:06.03 (4) 1:35.58 (4)	4:41.45 (4) 1:35.42 (5)	6:16.15 1:34.70 (5)	
5	6	CHN	(b) ZHANG Guolin (s) SUN Jie	1:33.13 (6) 2.68	3:08.82 (6) 4.37	4:44.21 (5) 6.52	6:16.69 5.70	
6	1	CUB	(b) BATISTA Eyder (s) PEREZ Yunior	1:31.92 (5) 1.47	3:07.98 (5) 3.53	4:44.57 (6) 6.88	6:19.96 8.97	

Note: Boats not moving on to the next round of races shall be ranked last in the overall event placing.

Legend:

(b)	bow	(s)	stroke				
Q	Quarterfinal	H	Heat	R	Repechage	S	Semifinal
F	Final						



9 **RESULTS SUMMARY BY EVENT** **LM2x**
 (Event) 按项目的比赛成绩总览表 / RÉSUMÉ DES RÉSULTATS PAR ÉPREUVE

As of 17 AUG 2008

Race	Date	Round	Rank						Qualification Rules
			1	2	3	4	5	6	

Heats

29	10 AUG 2008	1	GBR 6:13.69	GRE 6:16.10	GER 6:21.99	JPN 6:24.21	ALG 6:43.94	1-2->SA/B, 3..->R
30	10 AUG 2008	2	ITA 6:16.16	CHN 6:17.62	AUS 6:19.15	CUB 6:19.36	IND 6:37.13	1-2->SA/B, 3..->R
31	10 AUG 2008	3	DEN 6:14.84	CAN 6:17.58	HUN 6:19.60	URU 6:25.86	BRA 6:30.78	1-2->SA/B, 3..->R
32	10 AUG 2008	4	NZL 6:16.78	FRA 6:20.17	POR 6:24.35	HKG 6:34.51	KOR 6:42.97	1-2->SA/B, 3..->R

Repechages

64	12 AUG 2008	1	GER 6:41.48	AUS 6:42.42	URU 6:46.98	BRA 6:51.99	HKG 6:58.71	ALG 7:05.73	1-2->SA/B, 3..->SC/D
65	12 AUG 2008	2	POR 6:39.07	CUB 6:40.15	JPN 6:43.03	HUN 6:50.48	IND 7:02.06	KOR 7:12.17	1-2->SA/B, 3..->SC/D

Semifinals

94	15 AUG 2008	C/D 1	HUN 6:28.84	URU 6:33.49	HKG 6:33.79	KOR 6:47.13			1-3->FC, 4..->FD
95	15 AUG 2008	C/D 2	JPN 6:29.30	BRA 6:39.91	IND 6:40.34	ALG 6:43.80			1-3->FC, 4..->FD
98	15 AUG 2008	A/B 1	GBR 6:29.56	ITA 6:31.16	CUB 6:33.60	GER 6:37.07	FRA 6:41.18	CAN 6:49.28	1-3->FA, 4..->FB
99	15 AUG 2008	A/B 2	GRE 6:24.61	DEN 6:26.49	CHN 6:29.29	NZL 6:30.53	AUS 6:32.32	POR 6:39.23	1-3->FA, 4..->FB

Finals

111	16 AUG 2008	D	KOR 6:46.46	ALG 6:47.44					
113	16 AUG 2008	C	JPN 6:23.02	HUN 6:25.11	URU 6:30.61	HKG 6:34.48	BRA 6:36.24	IND 6:44.48	
115	16 AUG 2008	B	NZL 6:27.14	POR 6:28.47	GER 6:28.66	AUS 6:30.11	FRA 6:32.65	CAN 6:40.80	
128	17 AUG 2008	A	GBR 6:10.99	GRE 6:11.72	DEN 6:12.45	ITA 6:16.15	CHN 6:16.69	CUB 6:19.96	

Participating Crew

ALG (b)GARIDI Mohamed Ryad (s)AIT DAOUD Kamel	AUS (b)BELTZ Samuel (s)GIBSON Tom	BRA (b)GOMES Thiago (s)ALMEIDA Thiago	CAN (b)SASI John (s)SYLVESTER Cameron	CHN (b)ZHANG Guolin (s)SUN Jie
CUB (b)BATISTA Eyder (s)PEREZ Yunior	DEN (b)RASMUSSEN Mads Reinholdt (s)HANSEN Rasmus Nicholai Quist	FRA (b)GOISSET Maxime (s)DUFOUR Frederic	GBR (b)PURCHASE Zac (s)HUNTER Mark	GER (b)KOCH Jonathan (s)BREHMER Manuel
GRE (b)MOUGIOS Dimitrios (s)POLYMEROS Vasileios	HKG (b)SO Sau Wah (s)CHOW Kwong Wing	HUN (b)HIRLING Zsolt (s)VARGA Tamas	IND (b)KHANDWAL Devender Kumar (s)SINGH Manjeet	ITA (b)MIANI Marcello (s)LUINI Elia



9
 (Event)

RESULTS SUMMARY BY EVENT
 按项目的比赛成绩总览表 / RÉSUMÉ DES RÉSULTATS PAR ÉPREUVE

LM2x

As of 17 AUG 2008

Participating Crew

JPN	KOR	NZL	POR	URU
(b)URA Kazushige (s)TAKEDA Daisaku	(b)JANG Kangeun (s)KIM Hongkyun	(b)URU Storm (s)TAYLOR Peter	(b)FRAGA Pedro (s)MENDES Nuno	(b)COLLAZO TOURN Rodolfo (s)GARCIA CORREALE Angel

Note: Names of crew are as entered in their last race. Boats not moving on to the next round of races shall be ranked last in the overall event placing.

Legend:

(b)	bow	(s)	stroke				
Q	Quarterfinal	H	Heat	R	Repechage	S	Semifinal
F	Final						



10
(Event)

RESULTS
 成绩单 / RÉSULTATS
 SUN 10 AUG 2008

**LM4-
H1
Race 33**

World Best Time: **DEN** EBERT/ POULSEN/ EBBESEN/ FEDDERSEN Lucerne (SUI) 1999 **5:45.60**

Rank	Lane	NOC Code	Name	500m	1000m	1500m	2000m	Qual. Code
1	2	CHN	(b) HUANG Zhongming (2) WU Chongkui (3) ZHANG Lin (s) TIAN Jun	1:24.70 (1)	2:52.21 (1) 1:27.51 (1)	4:22.34 (1) 1:30.13 (4)	5:51.30 1:28.96 (2)	SA/B
2	5	GBR	(b) CHAMBERS Richard (2) LINDSAY-FYNN James (3) MATTICK Paul (s) CLARKE James	1:24.93 (2) 0.23	2:53.94 (2) 1:29.01 (2) 1.73	4:23.69 (2) 1:29.75 (2) 1.35	5:52.38 1:28.69 (1) 1.08	SA/B
3	4	AUS	(b) CHISHOLM Rod (2) EDWARDS Anthony (3) CURETON Ben (s) SKIPWORTH Todd	1:26.18 (3) 1.48	2:55.98 (3) 1:29.80 (3) 3.77	4:25.74 (3) 1:29.76 (3) 3.40	5:55.18 1:29.44 (3) 3.88	SA/B
4	3	NED	(b) van der LINDEN Gerard (2) GODSCHALK Marshall (3) SNIJDERS Ivo (s) DREWES Paul	1:27.48 (5) 2.78	2:58.51 (4) 1:31.03 (4) 6.30	4:27.61 (4) 1:29.10 (1) 5.27	5:57.54 1:29.93 (4) 6.24	R
5	1	EGY	(b) ZIDAN Mohamed (2) RAMADAN Amin (3) GAD Ahmed (s) IBRAHIM Abdel Razek	1:26.46 (4) 1.76	3:00.19 (5) 1:33.73 (5) 7.98	4:36.15 (5) 1:35.96 (5) 13.81	6:11.71 1:35.56 (5) 20.41	R

Qualification Rules: **1-3 to Semifinal A/B, Remainder to Repechage (1-3->SA/B, 4..->R)**

Note: Boats not moving on to the next round of races shall be ranked last in the overall event placing.

Legend:

(b)	bow	(2)-(3)	seat	(s)	stroke		
Q	Quarterfinal	H	Heat	R	Repechage	S	Semifinal
F	Final						



SY ROWING-CANOEING PARK ROWING
 顺义奥林匹克水上公园
 PO DE SHUNYI

赛艇 / AVIRON

LIGHTWEIGHT MEN'S FOUR
 男子轻量级四人单桨 / QUATRE DE POINTE POIDS LÉGERS - HOMMES

HEAT 2
 预赛 第2组 / ELIMINATOIRE 2



10
(Event)

RESULTS
 成绩单 / RÉSULTATS
 SUN 10 AUG 2008

**LM4-
H2
Race 34**

World Best Time: **DEN** EBERT/ POULSEN/ EBBESEN/ FEDDERSEN Lucerne (SUI) 1999 **5:45.60**

Rank	Lane	NOC Code	Name	500m	1000m	1500m	2000m	Qual. Code
1	2	DEN	(b) EBERT Thomas (2) JOERGENSEN Morten (3) ANDERSEN Mads Christian Kruse (s) EBBESEN Eskild Balschmidt	1:24.75 (1)	2:53.38 (1) 1:28.63 (1)	4:22.18 (1) 1:28.80 (1)	5:50.12 1:27.94 (2)	SA/B
2	1	CAN	(b) BRAMBELL Iain (2) BEARE Jon (3) LEWIS Mike (s) PARSONS Liam	1:25.90 (3) 1.15	2:55.80 (3) 2.42	4:24.99 (2) 2.81	5:52.13 2.01	SA/B
3	3	ITA	(b) VLCEK Jiri (2) AMARANTE Catello (3) AMITRANO Salvatore (s) MASCARENHAS Bruno	1:25.18 (2) 0.43	2:54.43 (2) 1.05	4:25.25 (3) 3.07	5:54.12 4.00	SA/B
4	4	USA	(b) ALTMAN Mike (2) TODD Patrick (3) DALY Will (s) PARADISO Tom	1:28.20 (4) 3.45	2:57.18 (4) 3.80	4:26.94 (4) 4.76	5:56.54 6.42	R

Qualification Rules: **1-3 to Semifinal A/B, Remainder to Repechage (1-3->SA/B, 4..->R)**

Note: Boats not moving on to the next round of races shall be ranked last in the overall event placing.

Legend:

(b)	bow	(2)-(3)	seat	(s)	stroke		
Q	Quarterfinal	H	Heat	R	Repechage	S	Semifinal
F	Final						



SY ROWING-CANOEING PARK ROWING
 顺义奥林匹克水上公园
 PO DE SHUNYI

赛艇 / AVIRON

LIGHTWEIGHT MEN'S FOUR
 男子轻量级四人单桨 / QUATRE DE POINTE POIDS LÉGERS - HOMMES

HEAT 3
 预赛 第3组 / ELIMINATOIRE 3



10
(Event)

RESULTS
 成绩单 / RÉSULTATS
 SUN 10 AUG 2008

**LM4-
H3
Race 35**

World Best Time: **DEN** EBERT/ POULSEN/ EBBESEN/ FEDDERSEN Lucerne (SUI) 1999 **5:45.60**

Rank	Lane	NOC Code	Name	500m	1000m	1500m	2000m	Qual. Code
1	3	GER	(b) SEIBT Bastian (2) SCHOEMANN-FINCK Jost (3) KUEHNER Jochen (s) KUEHNER Martin	1:24.54 (2) 0.42	2:52.71 (1) 1:28.17 (1)	4:22.24 (1) 1:29.53 (3)	5:50.16 1:27.92 (4)	SA/B
2	2	FRA	(b) SOLFOROSI Franck (2) RAINEAU Guillaume (3) BETTE Jean-Christophe (s) TILLIET Fabien	1:24.12 (1)	2:53.73 (2) 1:29.61 (2) 1.02	4:24.66 (2) 1:30.93 (4) 2.42	5:51.68 1:27.02 (3) 1.52	SA/B
3	1	POL	(b) PAWLOWSKI Lukasz (2) PAWELCZAK Bartlomiej (3) BERNATAJTYS Milosz (s) RANDA Pawel	1:26.01 (3) 1.89	2:55.91 (3) 1:29.90 (4) 3.20	4:25.14 (3) 1:29.23 (1) 2.90	5:52.06 1:26.92 (2) 1.90	SA/B
4	4	IRL	(b) MOYNIHAN Cathal (2) TOWEY Gearoid (3) ARCHIBALD Richard (s) GRIFFIN Paul	1:26.47 (4) 2.35	2:56.16 (4) 1:29.69 (3) 3.45	4:25.57 (4) 1:29.41 (2) 3.33	5:52.32 1:26.75 (1) 2.16	R

Qualification Rules: **1-3 to Semifinal A/B, Remainder to Repechage (1-3->SA/B, 4..->R)**

Note: Boats not moving on to the next round of races shall be ranked last in the overall event placing.

Legend:

(b)	bow	(2)-(3)	seat	(s)	stroke		
Q	Quarterfinal	H	Heat	R	Repechage	S	Semifinal
F	Final						



10
(Event)

RESULTS
 成绩单 / RÉSULTATS
 TUE 12 AUG 2008

**LM4-
R
Race 66**

World Best Time: **DEN** EBERT/ POULSEN/ EBBESEN/ FEDDERSEN Lucerne (SUI) 1999 **5:45.60**

Rank	Lane	NOC Code	Name	500m	1000m	1500m	2000m	Qual. Code
1	2	IRL	(b) MOYNIHAN Cathal (2) TOWEY Gearoid (3) ARCHIBALD Richard (s) GRIFFIN Paul	1:30.82 (2) 1.95	3:06.51 (2) 1:35.69 (2) 0.81	4:43.94 (1) 1:37.43 (1)	6:21.79 1:37.85 (1)	SA/B
2	3	NED	(b) van der LINDEN Gerard (2) GODSCHALK Marshall (3) SNIJDERS Ivo (s) DREWES Paul	1:28.87 (1)	3:05.70 (1) 1:36.83 (3)	4:45.75 (2) 1:40.05 (3) 1.81	6:25.25 1:39.50 (2) 3.46	SA/B
3	1	USA	(b) ALTMAN Mike (2) TODD Patrick (3) DALY Will (s) PARADISO Tom	1:32.22 (4) 3.35	3:07.50 (3) 1:35.28 (1) 1.80	4:46.35 (3) 1:38.85 (2) 2.41	6:27.43 1:41.08 (3) 5.64	SA/B
4	4	EGY	(b) ZIDAN Mohamed (2) RAMADAN Amin (3) GAD Ahmed (s) IBRAHIM Abdel Razek	1:31.99 (3) 3.12	3:11.20 (4) 1:39.21 (4) 5.50	4:54.58 (4) 1:43.38 (4) 10.64	6:37.50 1:42.92 (4) 15.71	

Qualification Rules: **1-3 to Semifinal A/B (1-3->SA/B)**

Note: Boats not moving on to the next round of races shall be ranked last in the overall event placing.

Legend:

(b)	bow	(2)-(3)	seat	(s)	stroke		
Q	Quarterfinal	H	Heat	R	Repechage	S	Semifinal
F	Final						



10
(Event)

RESULTS
 成绩单 / RÉSULTATS
 FRI 15 AUG 2008

**CORRECTED LM4-
 SA/B 1
 Race 100**

World Best Time: **DEN** EBERT/ POULSEN/ EBBESEN/ FEDDERSEN Lucerne (SUI) 1999 **5:45.60**

Rank	Lane	NOC Code	Name	500m	1000m	1500m	2000m	Qual. Code
1	2	POL	(b) PAWLOWSKI Lukasz (2) PAWELCZAK Bartlomiej (3) BERNATAJTYS Milosz (s) RANDA Pawel	1:29.11 (5) 1.15	3:02.98 (4) 1:33.87 (4) 2.21	4:36.24 (2) 1:33.26 (1) 1.43	6:06.60 1:30.36 (1)	FA
2	5	CAN	(b) BRAMBELL Iain (2) BEARE Jon (3) LEWIS Mike (s) PARSONS Liam	1:28.23 (2) 0.27	3:00.77 (1) 1:32.54 (1)	4:34.81 (1) 1:34.04 (2)	6:07.86 1:33.05 (3) 1.26	FA
3	1	NED	(b) van der LINDEN Gerard (2) GODSCHALK Marshall (3) SNIJDERS Ivo (s) DREWES Paul	1:28.80 (4) 0.84	3:03.26 (5) 1:34.46 (5) 2.49	4:37.89 (5) 1:34.63 (3) 3.08	6:08.73 1:30.84 (2) 2.13	FA
4	6	AUS	(b) CHISHOLM Rod (2) EDWARDS Anthony (3) CURETON Ben (s) SKIPWORTH Todd	1:27.96 (1)	3:01.58 (2) 1:33.62 (3) 0.81	4:37.03 (4) 1:35.45 (5) 2.22	6:12.38 1:35.35 (4) 5.78	FB
5	3	CHN	(b) HUANG Zhongming (2) WU Chongkui (3) ZHANG Lin (s) TIAN Jun	1:28.49 (3) 0.53	3:02.04 (3) 1:33.55 (2) 1.27	4:36.80 (3) 1:34.76 (4) 1.99	6:12.55 1:35.75 (5) 5.95	FB
	4	GER	(b) SEIBT Bastian (2) SCHOEMANN-FINCK Jost (3) KUEHNER Jochen (s) KUEHNER Martin					DNS

Qualification Rules: **1-3 to Final A, Remainder to Final B (1-3->FA, 4..->FB)**

Corrected results with DNS for GER

Note: Boats not moving on to the next round of races shall be ranked last in the overall event placing.

Legend:

DNS	Did not start						
(b)	bow	(2)-(3)	seat	(s)	stroke		
Q	Quarterfinal	H	Heat	R	Repechage	S	Semifinal
F	Final						



10
(Event)

RESULTS
 成绩单 / RÉSULTATS
 FRI 15 AUG 2008

**LM4-
SA/B 2
Race 101**

World Best Time: **DEN** EBERT/ POULSEN/ EBBESEN/ FEDDERSEN Lucerne (SUI) 1999 **5:45.60**

Rank	Lane	NOC Code	Name	500m	1000m	1500m	2000m	Qual. Code
1	3	DEN	(b) EBERT Thomas (2) JOERGENSEN Morten (3) ANDERSEN Mads Christian Kruse (s) EBBESEN Eskild Balschmidt	1:27.51 (2) 0.32	3:00.19 (1) 1:32.68 (1)	4:33.84 (1) 1:33.65 (1)	6:05.75 1:31.91 (2)	FA
2	4	FRA	(b) SOLFOROSI Franck (2) RAINEAU Guillaume (3) BETTE Jean-Christophe (s) TILLIET Fabien	1:28.40 (3) 1.21	3:02.04 (3) 1:33.64 (4) 1.85	4:36.26 (3) 1:34.22 (3) 2.42	6:07.26 1:31.00 (1) 1.51	FA
3	2	GBR	(b) CHAMBERS Richard (2) LINDSAY-FYNN James (3) MATTICK Paul (s) CLARKE James	1:27.19 (1)	3:00.44 (2) 1:33.25 (2) 0.25	4:34.13 (2) 1:33.69 (2) 0.29	6:08.75 1:34.62 (3) 3.00	FA
4	1	IRL	(b) MOYNIHAN Cathal (2) TOWEY Gearoid (3) ARCHIBALD Richard (s) GRIFFIN Paul	1:29.03 (5) 1.84	3:03.28 (4) 1:34.25 (5) 3.09	4:38.33 (4) 1:35.05 (4) 4.49	6:13.85 1:35.52 (5) 8.10	FB
5	5	ITA	(b) VLCEK Jiri (2) AMARANTE Catello (3) AMITRANO Salvatore (s) MASCARENHAS Bruno	1:28.71 (4) 1.52	3:03.83 (5) 1:35.12 (6) 3.64	4:39.03 (5) 1:35.20 (5) 5.19	6:14.73 1:35.70 (6) 8.98	FB
6	6	USA	(b) ALTMAN Mike (2) TODD Patrick (3) DALY Will (s) PARADISO Tom	1:32.08 (6) 4.89	3:05.47 (6) 1:33.39 (3) 5.28	4:41.36 (6) 1:35.89 (6) 7.52	6:16.30 1:34.94 (4) 10.55	FB

Qualification Rules: **1-3 to Final A, Remainder to Final B (1-3->FA, 4..->FB)**

Note: Boats not moving on to the next round of races shall be ranked last in the overall event placing.

Legend:

(b)	bow	(2)-(3)	seat	(s)	stroke		
Q	Quarterfinal	H	Heat	R	Repechage	S	Semifinal
F	Final						



SY ROWING-CANOEING PARK ROWING
 顺义奥林匹克水上公园
 PO DE SHUNYI

赛艇 / AVIRON

LIGHTWEIGHT MEN'S FOUR
 男子轻量级四人单桨 / QUATRE DE POINTE POIDS LÉGERS - HOMMES

FINAL B
 决赛 B / FINALE B



10
(Event)

RESULTS
 成绩单 / RÉSULTATS
 SAT 16 AUG 2008

**LM4-
 FB
 Race 116**

World Best Time: **DEN** EBERT/ POULSEN/ EBBESEN/ FEDDERSEN Lucerne (SUI) 1999 **5:45.60**

Rank	Lane	NOC Code	Name	500m	1000m	1500m	2000m	Qual. Code
1	1	ITA	(b) VLCEK Jiri (2) AMARANTE Catello (3) AMITRANO Salvatore (s) MASCARENHAS Bruno	1:27.73 (1)	2:58.51 (1) 1:30.78 (1)	4:31.87 (1) 1:33.36 (5)	6:03.12 1:31.25 (2)	
2	4	CHN	(b) HUANG Zhongming (2) WU Chongkui (3) ZHANG Lin (s) TIAN Jun	1:29.15 (2)	3:00.45 (2) 1:31.30 (4)	4:32.11 (2) 1:31.66 (1)	6:04.48 1:32.37 (4)	
3	2	AUS	(b) CHISHOLM Rod (2) EDWARDS Anthony (3) CURETON Ben (s) SKIPWORTH Todd	1:30.03 (3)	3:01.00 (3) 1:30.97 (2)	4:33.63 (3) 1:32.63 (4)	6:05.26 1:31.63 (3)	
4	3	IRL	(b) MOYNIHAN Cathal (2) COAKLEY Richard (3) ARCHIBALD Richard (s) GRIFFIN Paul	1:31.20 (4)	3:03.21 (5) 1:32.01 (5)	4:34.98 (4) 1:31.77 (2)	6:06.02 1:31.04 (1)	
5	5	USA	(b) ALTMAN Mike (2) TODD Patrick (3) DALY Will (s) PARADISO Tom	1:31.49 (5)	3:02.75 (4) 1:31.26 (3)	4:35.32 (5) 1:32.57 (3)	6:07.79 1:32.47 (5)	

Note: Boats not moving on to the next round of races shall be ranked last in the overall event placing.

Legend:

(b)	bow	(2)-(3)	seat	(s)	stroke		
Q	Quarterfinal	H	Heat	R	Repechage	S	Semifinal
F	Final						



10
(Event)

RESULTS
 成绩单 / RÉSULTATS
 SUN 17 AUG 2008

LM4-FA
Race 129

World Best Time: **DEN** EBERT/ POULSEN/ EBBESEN/ FEDDERSEN Lucerne (SUI) 1999 **5:45.60**

Rank	Lane	NOC Code	Name	500m	1000m	1500m	2000m	Qual. Code
1	3	DEN	(b) EBERT Thomas (2) JOERGENSEN Morten (3) ANDERSEN Mads Christian Kruse (s) EBBESEN Eskild Balschmidt	1:24.24 (1)	2:52.43 (1) 1:28.19 (1)	4:21.19 (1) 1:28.76 (2)	5:47.76 1:26.57 (4)	
2	4	POL	(b) PAWLOWSKI Lukasz (2) PAWELCZAK Bartlomiej (3) BERNATAJTYS Milosz (s) RANDA Pawel	1:26.48 (6) 2.24	2:56.09 (5) 1:29.61 (=3) 3.66	4:23.67 (2) 1:27.58 (1) 2.48	5:49.39 1:25.72 (2) 1.63	
3	2	CAN	(b) BRAMBELL Iain (2) BEARE Jon (3) LEWIS Mike (s) PARSONS Liam	1:24.65 (2) 0.41	2:53.96 (2) 1:29.31 (2) 1.53	4:24.83 (4) 1:30.87 (6) 3.64	5:50.09 1:25.26 (1) 2.33	
4	5	FRA	(b) SOLFOROSI Franck (2) RAINEAU Guillaume (3) BETTE Jean-Christophe (s) TILLIET Fabien	1:25.35 (3) 1.11	2:55.83 (4) 1:30.48 (5) 3.40	4:25.08 (5) 1:29.25 (4) 3.89	5:51.22 1:26.14 (3) 3.46	
5	1	GBR	(b) CHAMBERS Richard (2) LINDSAY-FYNN James (3) MATTICK Paul (s) CLARKE James	1:25.90 (4) 1.66	2:55.51 (3) 1:29.61 (=3) 3.08	4:24.65 (3) 1:29.14 (3) 3.46	5:52.12 1:27.47 (6) 4.36	
6	6	NED	(b) van der LINDEN Gerard (2) GODSCHALK Marshall (3) SNIJDERS Ivo (s) DREWES Paul	1:26.22 (5) 1.98	2:56.72 (6) 1:30.50 (6) 4.29	4:27.11 (6) 1:30.39 (5) 5.92	5:54.06 1:26.95 (5) 6.30	

Note: Boats not moving on to the next round of races shall be ranked last in the overall event placing.

Legend:

(b)	bow	(2)-(3)	seat	(s)	stroke		
Q	Quarterfinal	H	Heat	R	Repechage	S	Semifinal
F	Final						



10

(Event)

RESULTS SUMMARY BY EVENT

按项目的比赛成绩总览表 / RÉSUMÉ DES RÉSULTATS PAR ÉPREUVE

LM4-

As of 17 AUG 2008

Race	Date	Round	Rank						Qualification Rules
			1	2	3	4	5	6	
Heats									
33	10 AUG 2008	1	CHN 5:51.30	GBR 5:52.38	AUS 5:55.18	NED 5:57.54	EGY 6:11.71	1-3->SA/B, 4..->R	
34	10 AUG 2008	2	DEN 5:50.12	CAN 5:52.13	ITA 5:54.12	USA 5:56.54		1-3->SA/B, 4..->R	
35	10 AUG 2008	3	GER 5:50.16	FRA 5:51.68	POL 5:52.06	IRL 5:52.32		1-3->SA/B, 4..->R	
Repechage									
66	12 AUG 2008		IRL 6:21.79	NED 6:25.25	USA 6:27.43	EGY 6:37.50		1-3->SA/B	
Semifinals									
100	15 AUG 2008	A/B 1	POL 6:06.60	CAN 6:07.86	NED 6:08.73	AUS 6:12.38	CHN 6:12.55	GER DNS	1-3->FA, 4..->FB
101	15 AUG 2008	A/B 2	DEN 6:05.75	FRA 6:07.26	GBR 6:08.75	IRL 6:13.85	ITA 6:14.73	USA 6:16.30	1-3->FA, 4..->FB
Finals									
116	16 AUG 2008	B	ITA 6:03.12	CHN 6:04.48	AUS 6:05.26	IRL 6:06.02	USA 6:07.79		
129	17 AUG 2008	A	DEN 5:47.76	POL 5:49.39	CAN 5:50.09	FRA 5:51.22	GBR 5:52.12	NED 5:54.06	

Participating Crew

AUS (b)CHISHOLM Rod (2)EDWARDS Anthony (3)CURETON Ben (s)SKIPWORTH Todd	CAN (b)BRAMBELL Iain (2)BEARE Jon (3)LEWIS Mike (s)PARSONS Liam	CHN (b)HUANG Zhongming (2)WU Chongkui (3)ZHANG Lin (s)TIAN Jun	DEN (b)EBERT Thomas (2)JOERGENSEN Morten (3)ANDERSEN Mads Christian Kruse (s)EBBESSEN Eskild Balschmidt	EGY (b)ZIDAN Mohamed (2)RAMADAN Amin (3)GAD Ahmed (s)IBRAHIM Abdel Razek
FRA (b)SOLFORSI Franck (2)RAINEAU Guillaume (3)BETTE Jean-Christophe (s)TILLIET Fabien	GBR (b)CHAMBERS Richard (2)LINDSAY-FYNN James (3)MATTICK Paul (s)CLARKE James	GER (b)SEIBT Bastian (2)SCHOEMANN-FINCK Jost (3)KUEHNER Jochen (s)KUEHNER Martin	IRL (b)MOYNIHAN Cathal (2)COAKLEY Richard (3)ARCHIBALD Richard (s)GRIFFIN Paul	ITA (b)VLCEK Jiri (2)AMARANTE Catello (3)AMITRANO Salvatore (s)MASCARENHAS Bruno
NED (b)van der LINDEN Gerard (2)GODSCHALK Marshall (3)SNIJDERS Ivo (s)DREWES Paul	POL (b)PAWLOWSKI Lukasz (2)PAWELCZAK Bartlomiej (3)BERNATAJTYS Milosz (s)RANDA Pawel	USA (b)ALTMAN Mike (2)TODD Patrick (3)DALY Will (s)PARADISO Tom		

Note: Names of crew are as entered in their last race. Boats not moving on to the next round of races shall be ranked last in the overall event placing.

Legend:							
DNS	Did not start						
(b)	bow	(2)-(3)	seat	(s)	stroke		
Q	Quarterfinal	H	Heat	R	Repechage	S	Semifinal
F	Final						



SY ROWING-CANOEING PARK ROWING
 顺义奥林匹克水上公园
 PO DE SHUNYI

赛艇 / AVIRON

WOMEN'S QUADRUPLE SCULLS
 女子四人双桨 / QUATRE DE COUPLE - FEMMES

HEAT 1
 预赛 第1组 / ELIMINATOIRE 1



11
(Event)

RESULTS
 成绩单 / RÉSULTATS
 SUN 10 AUG 2008

W4x
H1
Race 36

World Best Time: **GER** BORON/ RUTSCHOW/ SORGERS/ KOEPPEN Duisburg (GER) 1996 **6:10.80**

Rank	Lane	NOC Code	Name	500m	1000m	1500m	2000m	Qual. Code
1	3	CHN	(b) TANG Bin (2) JIN Ziwei (3) XI Aihua (s) ZHANG Yangyang	1:29.11 (1)	3:02.28 (1) 1:33.17 (1)	4:37.53 (1) 1:35.25 (1)	6:11.83 1:34.30 (1)	FA
2	2	UKR	(b) SPIRYUKHOVA Svitlana (2) OLEFIRENKO Olena (3) LYAL'CHUK Nataliya (s) KOLESNIKOVA Tetiana	1:32.92 (3) 3.81	3:08.08 (2) 1:35.16 (2) 5.80	4:43.34 (2) 1:35.26 (2) 5.81	6:17.84 1:34.50 (2) 6.01	R
3	1	CAN	(b) de JONG Rachele (2) de ZWAGER Anna-Marie (3) HANSON Janine (s) GULOIEN Krista	1:34.84 (4) 5.73	3:10.56 (4) 1:35.72 (3) 8.28	4:47.26 (3) 1:36.70 (3) 9.73	6:23.27 1:36.01 (3) 11.44	R
4	4	RUS	(b) KALINOVSKAYA Julia (2) DORODNOVA Oxana (3) MERK Larisa (s) LEVINA Yulia	1:32.37 (2) 3.26	3:09.91 (3) 1:37.54 (4) 7.63	4:48.46 (4) 1:38.55 (4) 10.93	6:26.21 1:37.75 (4) 14.38	R

Qualification Rules: **1 to Final A, Remainder to Repechage (1->FA, 2..->R)**

Note: Boats not moving on to the next round of races shall be ranked last in the overall event placing.

Legend:

(b)	bow	(2)-(3)	seat	(s)	stroke		
Q	Quarterfinal	H	Heat	R	Repechage	S	Semifinal
F	Final						



SY ROWING-CANOEING PARK ROWING
 顺义奥林匹克水上公园
 PO DE SHUNYI

赛艇 / AVIRON

WOMEN'S QUADRUPLE SCULLS
 女子四人双桨 / QUATRE DE COUPLE - FEMMES

HEAT 2
 预赛 第2组 / ELIMINATOIRE 2



11
 (Event)

RESULTS
 成绩单 / RÉSULTATS
 SUN 10 AUG 2008

**W4x
 H2
 Race 37**

World Best Time: **GER** BORON/ RUTSCHOW/ SORGERS/ KOEPPEN Duisburg (GER) 1996 **6:10.80**

Rank	Lane	NOC Code	Name	500m	1000m	1500m	2000m	Qual. Code
1	2	GBR	(b) VERNON Annie (2) FLOOD Debbie (3) HOUGHTON Frances (s) GRAINGER Katherine	1:29.78 (1)	3:04.19 (1) 1:34.41 (2)	4:39.28 (1) 1:35.09 (1)	6:13.70 1:34.42 (3)	FA
2	1	GER	(b) OPPELT Britta (2) LUTZE Manuela (3) BORON Kathrin (s) SCHILLER Stephanie	1:31.40 (2) 1.62	3:05.79 (2) 1:34.39 (1) 1.60	4:40.90 (2) 1:35.11 (2) 1.62	6:15.26 1:34.36 (2) 1.56	R
3	3	USA	(b) PERNELL Lia (2) MEYER Lindsay (3) KAIDO Jen (s) SHUMWAY Margot	1:33.77 (4) 3.99	3:09.01 (4) 1:35.24 (3) 4.82	4:46.11 (4) 1:37.10 (4) 6.83	6:19.89 1:33.78 (1) 6.19	R
4	4	AUS	(b) UPHILL Zoe (2) BRADLEY Amber (3) HORE Kerry (s) IVES Amy	1:32.07 (3) 2.29	3:07.82 (3) 1:35.75 (4) 3.63	4:44.67 (3) 1:36.85 (3) 5.39	6:20.95 1:36.28 (4) 7.25	R

Qualification Rules: **1 to Final A, Remainder to Repechage (1->FA, 2..->R)**

Note: Boats not moving on to the next round of races shall be ranked last in the overall event placing.

Legend:

(b)	bow	(2)-(3)	seat	(s)	stroke		
Q	Quarterfinal	H	Heat	R	Repechage	S	Semifinal
F	Final						



11
(Event)

RESULTS
 成绩单 / RÉSULTATS
 TUE 12 AUG 2008

W4x
R
Race 67

World Best Time: **GER** BORON/ RUTSCHOW/ SORGERS/ KOEPPEN Duisburg (GER) 1996 **6:10.80**

Rank	Lane	NOC Code	Name	500m	1000m	1500m	2000m	Qual. Code
1	3	GER	(b) OPPELT Britta (2) LUTZE Manuela (3) BORON Kathrin (s) SCHILLER Stephanie	1:35.07 (1)	3:14.12 (1) 1:39.05 (1)	4:55.60 (1) 1:41.48 (1)	6:36.17 1:40.57 (1)	FA
2	2	USA	(b) PERNELL Lia (2) MEYER Lindsay (3) KAIDO Jen (s) SHUMWAY Margot	1:37.18 (3) 2.11	3:16.61 (2) 1:39.43 (2) 2.49	4:58.36 (2) 1:41.75 (2) 2.76	6:39.53 1:41.17 (4) 3.36	FA
3	1	AUS	(b) UPHILL Zoe (2) BRADLEY Amber (3) HORE Kerry (s) IVES Amy	1:36.93 (2) 1.86	3:17.83 (3) 1:40.90 (5) 3.71	5:00.60 (3) 1:42.77 (4) 5.00	6:41.39 1:40.79 (3) 5.22	FA
4	4	UKR	(b) SPIRYUKHOVA Svitlana (2) OLEFIRENKO Olena (3) LYAL'CHUK Nataliya (s) KOLESNIKOVA Tetiana	1:37.47 (4) 2.40	3:18.09 (4) 1:40.62 (3) 3.97	5:00.82 (4) 1:42.73 (3) 5.22	6:41.45 1:40.63 (2) 5.28	FA
5	5	CAN	(b) de JONG Rachele (2) de ZWAGER Anna-Marie (3) HANSON Janine (s) GULOIEN Krista	1:39.05 (6) 3.98	3:19.75 (5) 1:40.70 (4) 5.63	5:02.80 (5) 1:43.05 (5) 7.20	6:46.60 1:43.80 (5) 10.43	FB
6	6	RUS	(b) KALINOVSKAYA Julia (2) DORODNOVA Oxana (3) LEVINA Yulia (s) MERK Larisa	1:38.14 (5) 3.07	3:21.08 (6) 1:42.94 (6) 6.96	5:06.64 (6) 1:45.56 (6) 11.04	6:51.14 1:44.50 (6) 14.97	FB

Qualification Rules: **1-4 to Final A, Remainder to Final B (1-4->FA, 5..->FB)**

Note: Boats not moving on to the next round of races shall be ranked last in the overall event placing.

Legend:

(b)	bow	(2)-(3)	seat	(s)	stroke		
Q	Quarterfinal	H	Heat	R	Repechage	S	Semifinal
F	Final						



SY ROWING-CANOEING PARK ROWING
 顺义奥林匹克水上公园
 PO DE SHUNYI

WOMEN'S QUADRUPLE SCULLS
 女子四人双桨 / QUATRE DE COUPLE - FEMMES

FINAL B
 决赛 B / FINALE B



11
 (Event)

RESULTS
 成绩单 / RÉSULTATS
 SAT 16 AUG 2008

W4x
FB
Race 117

World Best Time: **GER** BORON/ RUTSCHOW/ SORGERS/ KOEPPEN Duisburg (GER) 1996 **6:10.80**

Rank	Lane	NOC Code	Name	500m	1000m	1500m	2000m	Qual. Code
1	2	RUS	(b) DORODNOVA Oxana (2) LEVINA Yulia (3) MERK Larisa (s) KALINOVSKAYA Julia	1:35.51 (1)	3:13.06 (1) 1:37.55 (2)	4:51.37 (1) 1:38.31 (2)	6:28.10 1:36.73 (1)	
2	1	CAN	(b) de JONG Rachelle (2) de ZWAGER Anna-Marie (3) HANSON Janine (s) GULOIEN Krista	1:37.45 (2) 1.94	3:14.43 (2) 1:36.98 (1) 1.37	4:51.84 (2) 1:37.41 (1) 0.47	6:28.78 1:36.94 (2) 0.68	

Note: Boats not moving on to the next round of races shall be ranked last in the overall event placing.

Legend:

(b)	bow	(2)-(3)	seat	(s)	stroke		
Q	Quarterfinal	H	Heat	R	Repechage	S	Semifinal
F	Final						



SY ROWING-CANOEING PARK ROWING
 顺义奥林匹克水上公园
 PO DE SHUNYI

赛艇 / AVIRON

WOMEN'S QUADRUPLE SCULLS
 女子四人双桨 / QUATRE DE COUPLE - FEMMES

FINAL A
 决赛 A / FINALE A



11
(Event)

RESULTS
 成绩单 / RÉSULTATS
 SUN 17 AUG 2008

W4x
FA
Race 130

World Best Time: **GER** BORON/ RUTSCHOW/ SORGERS/ KOEPPEN Duisburg (GER) 1996 **6:10.80**

Rank	Lane	NOC Code	Name	500m	1000m	1500m	2000m	Qual. Code
1	4	CHN	(b) TANG Bin (2) JIN Ziwei (3) XI Aihua (s) ZHANG Yangyang	1:31.59 (3) 1.61	3:06.86 (2) 1:35.27 (1) 1.01	4:43.60 (2) 1:36.74 (2) 1.47	6:16.06 1:32.46 (1)	
2	3	GBR	(b) VERNON Annie (2) FLOOD Debbie (3) HOUGHTON Frances (s) GRAINGER Katherine	1:29.98 (1)	3:05.85 (1) 1:35.87 (2)	4:42.13 (1) 1:36.28 (1)	6:17.37 1:35.24 (4) 1.31	
3	2	GER	(b) OPPELT Britta (2) LUTZE Manuela (3) BORON Kathrin (s) SCHILLER Stephanie	1:31.29 (2) 1.31	3:07.59 (3) 1:36.30 (3) 1.74	4:44.89 (3) 1:37.30 (4) 2.76	6:19.56 1:34.67 (3) 3.50	
4	6	UKR	(b) SPIRYUKHOVA Svitlana (2) KOLESNIKOVA Tetiana (3) OLEFIRENKO Olena (s) LYAL'CHUK Nataliya	1:32.99 (4) 3.01	3:09.37 (4) 1:36.38 (4) 3.52	4:46.30 (4) 1:36.93 (3) 4.17	6:20.02 1:33.72 (2) 3.96	
5	5	USA	(b) PERNELL Lia (2) MEYER Lindsay (3) KAIDO Jen (s) SHUMWAY Margot	1:33.67 (5) 3.69	3:10.06 (5) 1:36.39 (5) 4.21	4:47.76 (5) 1:37.70 (5) 5.63	6:25.86 1:38.10 (5) 9.80	
6	1	AUS	(b) UPHILL Zoe (2) BRADLEY Amber (3) HORE Kerry (s) IVES Amy	1:34.24 (6) 4.26	3:12.08 (6) 1:37.84 (6) 6.23	4:51.38 (6) 1:39.30 (6) 9.25	6:30.05 1:38.67 (6) 13.99	

Note: Boats not moving on to the next round of races shall be ranked last in the overall event placing.

Legend:

(b)	bow	(2)-(3)	seat	(s)	stroke		
Q	Quarterfinal	H	Heat	R	Repechage	S	Semifinal
F	Final						



11

(Event)

RESULTS SUMMARY BY EVENT

按项目的比赛成绩总览表 / RÉSUMÉ DES RÉSULTATS PAR ÉPREUVE

W4x

As of 17 AUG 2008

Race	Date	Round	Rank						Qualification Rules
			1	2	3	4	5	6	
Heats									
36	10 AUG 2008	1	CHN 6:11.83	UKR 6:17.84	CAN 6:23.27	RUS 6:26.21			1->FA, 2..->R
37	10 AUG 2008	2	GBR 6:13.70	GER 6:15.26	USA 6:19.89	AUS 6:20.95			1->FA, 2..->R
Repechage									
67	12 AUG 2008		GER 6:36.17	USA 6:39.53	AUS 6:41.39	UKR 6:41.45	CAN 6:46.60	RUS 6:51.14	1-4->FA, 5..->FB
Finals									
117	16 AUG 2008	B	RUS 6:28.10	CAN 6:28.78					
130	17 AUG 2008	A	CHN 6:16.06	GBR 6:17.37	GER 6:19.56	UKR 6:20.02	USA 6:25.86	AUS 6:30.05	

Participating Crew

AUS (b)UPHILL Zoe (2)BRADLEY Amber (3)HORE Kerry (s)IVES Amy	CAN (b)de JONG Rachelle (2)de ZWAGER Anna-Marie (3)HANSON Janine (s)GULOIEN Krista	CHN (b)TANG Bin (2)JIN Ziwei (3)XI Aihua (s)ZHANG Yangyang	GBR (b)VERNON Annie (2)FLOOD Debbie (3)HOUGHTON Frances (s)GRAINGER Katherine	GER (b)OPPELT Britta (2)LUTZE Manuela (3)BORON Kathrin (s)SCHILLER Stephanie
RUS (b)DORODNOVA Oxana (2)LEVINA Yulia (3)MERK Larisa (s)KALINOVSKAYA Julia	UKR (b)SPIRYUKHOVA Svitlana (2)KOLESNIKOVA Tetiana (3)OLEFIRENKO Olena (s)LYAL'CHUK Nataliya	USA (b)PERNELL Lia (2)MEYER Lindsay (3)KAIDO Jen (s)SHUMWAY Margot		

Note: Names of crew are as entered in their last race. Boats not moving on to the next round of races shall be ranked last in the overall event placing.

Legend:							
(b)	bow	(2)-(3)	seat	(s)	stroke		
Q	Quarterfinal	H	Heat	R	Repechage	S	Semifinal
F	Final						



12
 (Event)

RESULTS
 成绩单 / RÉSULTATS
 SUN 10 AUG 2008

**M4x
 H1
 Race 38**

World Best Time: **AUS** MORGAN/ McRAE/ LONG/ NOONAN Beijing (CHN) 2008 **5:36.20**

Rank	Lane	NOC Code	Name	500m	1000m	1500m	2000m	Qual. Code	
1	5	AUS	(b) MORGAN Chris (2) McRAE James (3) LONG Brendan (s) NOONAN Daniel	1:22.73 (3) 1.70	2:46.56 (2) 1:23.83 (1) 0.83	4:12.78 (2) 1:26.22 (2) 0.80	5:36.20 1:23.42 (1)	SA/B	WB
2	2	ITA	(b) AGAMENNONI Luca (2) VENIER Simone (3) GALTAROSSA Rossano (s) RAINERI Simone	1:22.22 (2) 1.19	2:47.51 (3) 1:25.29 (3) 1.78	4:11.98 (1) 1:24.47 (1)	5:36.42 1:24.44 (2) 0.22	SA/B	
3	1	RUS	(b) MORGACHEV Nikita (2) FEDOROVTSSEV Sergey (3) SALOV Igor (s) SPINEV Nikolay	1:21.03 (1) 1.96	2:45.73 (1) 1:24.70 (2) 1.63	4:13.61 (3) 1:27.88 (4) 2.98	5:39.18 1:25.57 (3)	SA/B	
4	4	EST	(b) TAIMSOO Kaspar (2) LATIN Vladimir (3) KUZMIN Igor (s) RAJA Allar	1:22.99 (4) 1.96	2:48.79 (4) 1:25.80 (4) 3.06	4:16.17 (4) 1:27.38 (3) 4.19	5:42.22 1:26.05 (4) 6.02	R	
5	3	CZE	(b) VITASEK Petr (2) DOLECEK Milan (3) HANAK Jakub (s) JIRKA David	1:23.49 (5) 2.46	2:50.98 (5) 1:27.49 (5) 5.25	4:18.98 (5) 1:28.00 (5) 7.00	6:00.98 1:42.00 (5) 24.78	R	

Qualification Rules: **1-3 to Semifinal A/B, Remainder to Repechage (1-3->SA/B, 4..->R)**

Note: Boats not moving on to the next round of races shall be ranked last in the overall event placing.

Legend:

WB	World Best Time						
(b)	bow	(2)-(3)	seat	(s)	stroke		
Q	Quarterfinal	H	Heat	R	Repechage	S	Semifinal
F	Final						



SY ROWING-CANOEING PARK ROWING
 顺义奥林匹克水上公园
 PO DE SHUNYI

赛艇 / AVIRON

MEN'S QUADRUPLE SCULLS
 男子四人双桨 / QUATRE DE COUPLE - HOMMES

HEAT 2
 预赛 第2组 / ELIMINATOIRE 2



12
(Event)

RESULTS
 成绩单 / RÉSULTATS
 SUN 10 AUG 2008

**M4x
 H2
 Race 39**

World Best Time: **AUS** MORGAN/ McRAE/ LONG/ NOONAN Beijing (CHN) 2008 **5:36.20**

Rank	Lane	NOC Code	Name	500m	1000m	1500m	2000m	Qual. Code
1	2	POL	(b) WASIELEWSKI Konrad (2) KOLBOWICZ Marek (3) JELINSKI Michal (s) KOROL Adam	1:22.19 (1)	2:46.93 (1) 1:24.74 (1)	4:13.17 (1) 1:26.24 (1)	5:38.76 1:25.59 (3)	SA/B
2	3	FRA	(b) COEFFIC Jonathan (2) PELTIER Pierre-Jean (3) BAHAIN Julien (s) BERREST Cedric	1:22.44 (2) 0.25	2:48.18 (2) 1:25.74 (2) 1.25	4:16.05 (2) 1:27.87 (4) 2.88	5:41.75 1:25.70 (4) 2.99	SA/B
3	4	BLR	(b) LEMIASHKEVICH Kiryl (2) NOVIKAU Aliaksandr (3) SHURMEI Pavel (s) RADZEVICH Valery	1:24.92 (3) 2.73	2:51.46 (3) 1:26.54 (3) 4.53	4:18.97 (3) 1:27.51 (3) 5.80	5:43.73 1:24.76 (1) 4.97	SA/B
4	1	CUB	(b) CASCARET Yuleidys (2) FOUNIER Angel (3) CONCEPCION Janier (s) HERNANDEZ Yoennis	1:25.52 (4) 3.33	2:52.96 (4) 1:27.44 (4) 6.03	4:19.85 (4) 1:26.89 (2) 6.68	5:44.68 1:24.83 (2) 5.92	R

Qualification Rules: **1-3 to Semifinal A/B, Remainder to Repechage (1-3->SA/B, 4..->R)**

Note: Boats not moving on to the next round of races shall be ranked last in the overall event placing.

Legend:

(b)	bow	(2)-(3)	seat	(s)	stroke		
Q	Quarterfinal	H	Heat	R	Repechage	S	Semifinal
F	Final						



SY ROWING-CANOEING PARK ROWING
 顺义奥林匹克水上公园
 PO DE SHUNYI

赛艇 / AVIRON
MEN'S QUADRUPLE SCULLS
 男子四人双桨 / QUATRE DE COUPLE - HOMMES



HEAT 3
 预赛 第3组 / ELIMINATOIRE 3

12
 (Event)

RESULTS
 成绩单 / RÉSULTATS
 SUN 10 AUG 2008

**M4x
 H3
 Race 40**

World Best Time: **AUS** MORGAN/ McRAE/ LONG/ NOONAN Beijing (CHN) 2008 **5:36.20**

Rank	Lane	NOC Code	Name	500m	1000m	1500m	2000m	Qual. Code
1	1	UKR	(b) GRYN Sergii (2) PAVLOVSKYI Volodymyr (3) LYKOV Oleg (s) BILOUSHCHENKO Sergii	1:22.89 (2) 0.22	2:48.52 (1) 1:25.63 (1)	4:14.76 (1) 1:26.24 (1)	5:40.11 1:25.35 (1)	SA/B
2	3	GER	(b) KRUEGER Stephan (2) BERTRAM Rene (3) GRUHNE Hans (s) SCHREIBER Christian	1:22.67 (1)	2:48.72 (2) 1:26.05 (2) 0.20	4:15.38 (2) 1:26.66 (2) 0.62	5:43.48 1:28.10 (3) 3.37	SA/B
3	2	USA	(b) HUGHES Matthew (2) STITT Sam (3) SCHROEDER Jamie (s) GAULT Scott	1:23.09 (3) 0.42	2:49.63 (3) 1:26.54 (3) 1.11	4:17.89 (3) 1:28.26 (3) 3.13	5:45.77 1:27.88 (2) 5.66	SA/B
4	4	SLO	(b) ZUPANC Janez (2) JURSE Jernej (3) JURSE Janez (s) FISTRavec Gasper	1:23.97 (4) 1.30	2:51.72 (4) 1:27.75 (4) 3.20	4:21.80 (4) 1:30.08 (4) 7.04	5:57.02 1:35.22 (4) 16.91	R

Qualification Rules: **1-3 to Semifinal A/B, Remainder to Repechage (1-3->SA/B, 4..->R)**

Note: Boats not moving on to the next round of races shall be ranked last in the overall event placing.

Legend:

(b)	bow	(2)-(3)	seat	(s)	stroke		
Q	Quarterfinal	H	Heat	R	Repechage	S	Semifinal
F	Final						



SY ROWING-CANOEING PARK ROWING
 顺义奥林匹克水上公园
 PO DE SHUNYI

赛艇 / AVIRON

MEN'S QUADRUPE SCULLS
 男子四人双桨 / QUATRE DE COUPLE - HOMMES

REPECHAGE
 复赛 / REPÊCHAGE



12
(Event)

RESULTS
 成绩单 / RÉSULTATS
 TUE 12 AUG 2008

M4x
R
Race 68

World Best Time: **AUS** MORGAN/ McRAE/ LONG/ NOONAN Beijing (CHN) 2008 **5:36.20**

Rank	Lane	NOC Code	Name	500m	1000m	1500m	2000m	Qual. Code
1	2	EST	(b) TAIMSOO Kaspar (2) LATIN Vladimir (3) KUZMIN Igor (s) RAJA Allar	1:26.35 (2) 0.22	2:57.23 (2) 1:30.88 (2) 0.45	4:28.60 (1) 1:31.37 (1)	6:01.46 1:32.86 (2)	SA/B
2	3	CUB	(b) CASCARET Yuleidys (2) FOUNIER Angel (3) CONCEPCION Janier (s) HERNANDEZ Yoennis	1:28.79 (4) 2.66	2:59.81 (4) 1:31.02 (3) 3.03	4:31.37 (3) 1:31.56 (2) 2.77	6:03.56 1:32.19 (1) 2.10	SA/B
3	4	CZE	(b) VITASEK Petr (2) DOLECEK Milan (3) HANAK Jakub (s) JIRKA David	1:26.13 (1)	2:56.78 (1) 1:30.65 (1)	4:29.63 (2) 1:32.85 (3) 1.03	6:04.95 1:35.32 (3) 3.49	SA/B
4	1	SLO	(b) ZUPANC Janez (2) JURSE Jernej (3) JURSE Janez (s) FISTRavec Gasper	1:26.56 (3) 0.43	2:59.54 (3) 1:32.98 (4) 2.76	4:35.78 (4) 1:36.24 (4) 7.18	6:12.64 1:36.86 (4) 11.18	

Qualification Rules: **1-3 to Semifinal A/B (1-3->SA/B)**

Note: Boats not moving on to the next round of races shall be ranked last in the overall event placing.

Legend:

(b)	bow	(2)-(3)	seat	(s)	stroke		
Q	Quarterfinal	H	Heat	R	Repechage	S	Semifinal
F	Final						



12
(Event)

RESULTS
 成绩单 / RÉSULTATS
 FRI 15 AUG 2008

M4x
SA/B 1
Race 102

World Best Time: **AUS** MORGAN/ McRAE/ LONG/ NOONAN Beijing (CHN) 2008 **5:36.20**

Rank	Lane	NOC Code	Name	500m	1000m	1500m	2000m	Qual. Code
1	4	POL	(b) WASIELEWSKI Konrad (2) KOLBOWICZ Marek (3) JELINSKI Michal (s) KOROL Adam	1:24.80 (2) 0.75	2:53.36 (2) 1:28.56 (1) 0.24	4:22.45 (1) 1:29.09 (1)	5:51.29 1:28.84 (3)	FA
2	3	AUS	(b) MORGAN Chris (2) McRAE James (3) LONG Brendan (s) NOONAN Daniel	1:26.19 (6) 2.14	2:55.32 (3) 1:29.13 (3) 2.20	4:25.18 (2) 1:29.86 (3) 2.73	5:52.93 1:27.75 (1) 1.64	FA
3	5	GER	(b) KRUEGER Stephan (2) BERTRAM Rene (3) GRUHNE Hans (s) SCHREIBER Christian	1:25.74 (4) 1.69	2:56.22 (5) 1:30.48 (5) 3.10	4:25.79 (4) 1:29.57 (2) 3.34	5:53.56 1:27.77 (2) 2.27	FA
4	1	CZE	(b) VITASEK Petr (2) DOLECEK Milan (3) HANAK Jakub (s) JIRKA David	1:25.28 (3) 1.23	2:55.74 (4) 1:30.46 (4) 2.62	4:26.55 (5) 1:30.81 (4) 4.10	5:56.38 1:29.83 (4) 5.09	FB
5	2	RUS	(b) MORGACHEV Nikita (2) FEDOROV TSEV Sergey (3) SALOV Igor (s) SPINEV Nikolay	1:24.05 (1) 1.24	2:53.12 (1) 1:29.07 (2) 3.03	4:25.48 (3) 1:32.36 (5) 8.27	5:59.56 1:34.08 (5) 8.27	FB
6	6	BLR	(b) LEMIASHKEVICH Kiryl (2) NOVIKAI Aliaksandr (3) SHURMEI Pavel (s) RADZEVICH Valery	1:25.88 (5) 1.83	2:57.31 (6) 1:31.43 (6) 4.19	4:30.50 (6) 1:33.19 (6) 8.05	6:06.80 1:36.30 (6) 15.51	FB

Qualification Rules: **1-3 to Final A, Remainder to Final B (1-3->FA, 4..->FB)**

Note: Boats not moving on to the next round of races shall be ranked last in the overall event placing.

Legend:

(b)	bow	(2)-(3)	seat	(s)	stroke		
Q	Quarterfinal	H	Heat	R	Repechage	S	Semifinal
F	Final						



SY ROWING-CANOEING PARK ROWING
 顺义奥林匹克水上公园
 PO DE SHUNYI

赛艇 / AVIRON

MEN'S QUADRUPE SCULLS
 男子四人双桨 / QUATRE DE COUPLE - HOMMES

SEMIFINAL A/B 2
 半决赛 A/B 第2组 / DEMI-FINALE A/B 2



12
(Event)

RESULTS
 成绩单 / RÉSULTATS
 FRI 15 AUG 2008

M4x
SA/B 2
Race 103

World Best Time: **AUS** MORGAN/ McRAE/ LONG/ NOONAN Beijing (CHN) 2008 **5:36.20**

Rank	Lane	NOC Code	Name	500m	1000m	1500m	2000m	Qual. Code
1	4	ITA	(b) AGAMENNONI Luca (2) VENIER Simone (3) GALTAROSSA Rossano (s) RAINERI Simone	1:24.85 (1)	2:53.25 (1) 1:28.40 (1)	4:22.81 (1) 1:29.56 (3)	5:51.20 1:28.39 (3)	FA
2	5	USA	(b) HUGHES Matthew (2) STITT Sam (3) SCHROEDER Jamie (s) GAULT Scott	1:25.10 (2) 0.25	2:53.97 (2) 1:28.87 (2) 0.72	4:24.89 (2) 1:30.92 (6) 2.08	5:52.81 1:27.92 (2) 1.61	FA
3	2	FRA	(b) COEFFIC Jonathan (2) PELTIER Pierre-Jean (3) BAHAIN Julien (s) BERREST Cedric	1:26.37 (5) 1.52	2:55.99 (3) 1:29.62 (3) 2.74	4:25.27 (3) 1:29.28 (2) 2.46	5:53.04 1:27.77 (1) 1.84	FA
4	1	EST	(b) TAIMSOO Kaspar (2) LATIN Vladimir (3) KUZMIN Igor (s) RAJA Allar	1:25.84 (4) 0.99	2:56.52 (5) 1:30.68 (5) 3.27	4:25.66 (4) 1:29.14 (1) 2.85	5:54.57 1:28.91 (4) 3.37	FB
5	3	UKR	(b) GRYN Sergii (2) PAVLOVSKYI Volodymyr (3) LYKOV Oleg (s) BILOUSHCHENKO Sergii	1:25.65 (3) 0.80	2:56.27 (4) 1:30.62 (4) 3.02	4:26.47 (5) 1:30.20 (4) 3.66	6:03.71 1:37.24 (6) 12.51	FB
6	6	CUB	(b) CASCARET Yuleidys (2) FOUNIER Angel (3) CONCEPCION Janier (s) HERNANDEZ Yoennis	1:26.77 (6) 1.92	2:58.07 (6) 1:31.30 (6) 4.82	4:28.92 (6) 1:30.85 (5) 6.11	6:04.99 1:36.07 (5) 13.79	FB

Qualification Rules: **1-3 to Final A, Remainder to Final B (1-3->FA, 4..->FB)**

Note: Boats not moving on to the next round of races shall be ranked last in the overall event placing.

Legend:

(b)	bow	(2)-(3)	seat	(s)	stroke		
Q	Quarterfinal	H	Heat	R	Repechage	S	Semifinal
F	Final						



SY ROWING-CANOEING PARK ROWING
 顺义奥林匹克水上公园
 PO DE SHUNYI

赛艇 / AVIRON

MEN'S QUADRUPLE SCULLS
 男子四人双桨 / QUATRE DE COUPLE - HOMMES

FINAL B
 决赛 B / FINALE B



12
(Event)

RESULTS
 成绩单 / RÉSULTATS
 SAT 16 AUG 2008

**M4x
 FB
 Race 118**

World Best Time: **AUS** MORGAN/ McRAE/ LONG/ NOONAN Beijing (CHN) 2008 **5:36.20**

Rank	Lane	NOC Code	Name	500m	1000m	1500m	2000m	Qual. Code
1	2	RUS	(b) MORGACHEV Nikita (2) FEDOROVTSSEV Sergey (3) SALOV Igor (s) SPINEV Nikolay	1:23.41 (1)	2:50.70 (1) 1:27.29 (1)	4:19.41 (1) 1:28.71 (2)	5:46.17 1:26.76 (5)	
2	5	UKR	(b) GRYN Sergii (2) PAVLOVSKYI Volodymyr (3) LYKOV Oleg (s) BILOUSHCHENKO Sergii	1:25.17 (2) 1.76	2:52.88 (2) 1:27.71 (3) 2.18	4:21.94 (3) 1:29.06 (4) 2.53	5:47.89 1:25.95 (3) 1.72	
3	3	EST	(b) TAIMSOO Kaspar (2) LATIN Vladimir (3) KUZMIN Igor (s) RAJA Allar	1:26.59 (5) 3.18	2:54.28 (4) 1:27.69 (2) 3.58	4:21.72 (2) 1:27.44 (1) 2.31	5:48.12 1:26.40 (4) 1.95	
4	4	CZE	(b) VITASEK Petr (2) DOLECEK Milan (3) HANAK Jakub (s) JIRKA David	1:26.97 (6) 3.56	2:55.58 (5) 1:28.61 (5) 4.88	4:24.60 (5) 1:29.02 (3) 5.19	5:50.07 1:25.47 (1) 3.90	
5	6	BLR	(b) LEMIASHKEVICH Kiryl (2) NOVIKAU Aliaksandr (3) SHURMEI Pavel (s) RADZEVICH Valery	1:26.16 (4) 2.75	2:55.80 (6) 1:29.64 (6) 5.10	4:25.12 (6) 1:29.32 (5) 5.71	5:50.74 1:25.62 (2) 4.57	
6	1	CUB	(b) CASCARET Yuleidys (2) FOUNIER Angel (3) CONCEPCION Janier (s) HERNANDEZ Yoennis	1:25.83 (3) 2.42	2:54.05 (3) 1:28.22 (4) 3.35	4:23.68 (4) 1:29.63 (6) 4.27	5:52.66 1:28.98 (6) 6.49	

Note: Boats not moving on to the next round of races shall be ranked last in the overall event placing.

Legend:

(b)	bow	(2)-(3)	seat	(s)	stroke		
Q	Quarterfinal	H	Heat	R	Repechage	S	Semifinal
F	Final						



SY ROWING-CANOEING PARK ROWING
 顺义奥林匹克水上公园
 PO DE SHUNYI

赛艇 / AVIRON

MEN'S QUADRUPE SCULLS
 男子四人双桨 / QUATRE DE COUPLE - HOMMES

FINAL A
 决赛 A / FINALE A



12
(Event)

RESULTS
 成绩单 / RÉSULTATS
 SUN 17 AUG 2008

M4x
FA
Race 131

World Best Time: **AUS** MORGAN/ McRAE/ LONG/ NOONAN Beijing (CHN) 2008 **5:36.20**

Rank	Lane	NOC Code	Name	500m	1000m	1500m	2000m	Qual. Code
1	3	POL	(b) WASIELEWSKI Konrad (2) KOLBOWICZ Marek (3) JELINSKI Michal (s) KOROL Adam	1:23.28 (1)	2:48.78 (1) 1:25.50 (1)	4:15.70 (1) 1:26.92 (1)	5:41.33 1:25.63 (4)	
2	4	ITA	(b) AGAMENNONI Luca (2) VENIER Simone (3) GALTAROSSA Rossano (s) RAINERI Simone	1:23.59 (2) 0.31	2:49.95 (2) 1:26.36 (2) 1.17	4:17.63 (2) 1:27.68 (4) 1.93	5:43.57 1:25.94 (5) 2.24	
3	1	FRA	(b) COEFFIC Jonathan (2) PELTIER Pierre-Jean (3) BAHAIN Julien (s) BERREST Cedric	1:24.29 (4) 1.01	2:51.97 (4) 1:27.68 (=3) 3.19	4:20.17 (4) 1:28.20 (5) 4.47	5:44.34 1:24.17 (1) 3.01	
4	5	AUS	(b) MORGAN Chris (2) McRAE James (3) LONG Brendan (s) NOONAN Daniel	1:24.60 (5) 1.32	2:52.49 (5) 1:27.89 (5) 3.71	4:19.84 (3) 1:27.35 (2) 4.14	5:44.68 1:24.84 (2) 3.35	
5	2	USA	(b) HUGHES Matthew (2) STITT Sam (3) SCHROEDER Jamie (s) GAULT Scott	1:24.88 (6) 1.60	2:55.18 (6) 1:30.30 (6) 6.40	4:22.61 (6) 1:27.43 (3) 6.91	5:47.64 1:25.03 (3) 6.31	
6	6	GER	(b) KRUEGER Stephan (2) BERTRAM Rene (3) GRUHNE Hans (s) SCHREIBER Christian	1:23.87 (3) 0.59	2:51.55 (3) 1:27.68 (=3) 2.77	4:21.52 (5) 1:29.97 (6) 5.82	5:50.96 1:29.44 (6) 9.63	

Note: Boats not moving on to the next round of races shall be ranked last in the overall event placing.

Legend:

(b)	bow	(2)-(3)	seat	(s)	stroke		
Q	Quarterfinal	H	Heat	R	Repechage	S	Semifinal
F	Final						



12

(Event)

RESULTS SUMMARY BY EVENT

按项目的比赛成绩总览表 / RÉSUMÉ DES RÉSULTATS PAR ÉPREUVE

M4x

As of 17 AUG 2008

Race	Date	Round	Rank						Qualification Rules
			1	2	3	4	5	6	
Heats									
38	10 AUG 2008	1	AUS 5:36.20	ITA 5:36.42	RUS 5:39.18	EST 5:42.22	CZE 6:00.98		1-3->SA/B, 4...>R
39	10 AUG 2008	2	POL 5:38.76	FRA 5:41.75	BLR 5:43.73	CUB 5:44.68			1-3->SA/B, 4...>R
40	10 AUG 2008	3	UKR 5:40.11	GER 5:43.48	USA 5:45.77	SLO 5:57.02			1-3->SA/B, 4...>R
Repechage									
68	12 AUG 2008		EST 6:01.46	CUB 6:03.56	CZE 6:04.95	SLO 6:12.64			1-3->SA/B
Semifinals									
102	15 AUG 2008	A/B 1	POL 5:51.29	AUS 5:52.93	GER 5:53.56	CZE 5:56.38	RUS 5:59.56	BLR 6:06.80	1-3->FA, 4...>FB
103	15 AUG 2008	A/B 2	ITA 5:51.20	USA 5:52.81	FRA 5:53.04	EST 5:54.57	UKR 6:03.71	CUB 6:04.99	1-3->FA, 4...>FB
Finals									
118	16 AUG 2008	B	RUS 5:46.17	UKR 5:47.89	EST 5:48.12	CZE 5:50.07	BLR 5:50.74	CUB 5:52.66	
131	17 AUG 2008	A	POL 5:41.33	ITA 5:43.57	FRA 5:44.34	AUS 5:44.68	USA 5:47.64	GER 5:50.96	

Participating Crew

AUS (b)MORGAN Chris (2)McRAE James (3)LONG Brendan (s)NOONAN Daniel	BLR (b)LEMIASHKEVICH Kiryl (2)NOVIKAU Aliaksandr (3)SHURMEI Pavel (s)RADZEVICH Valery	CUB (b)CASCARET Yuleidys (2)FOUNIER Angel (3)CONCEPCION Janier (s)HERNANDEZ Yoennis	CZE (b)VITASEK Petr (2)DOLECEK Milan (3)HANAK Jakub (s)JIRKA David	EST (b)TAIMSOO Kaspar (2)LATIN Vladimir (3)KUZMIN Igor (s)RAJA Allar
FRA (b)COEFFIC Jonathan (2)PELTIER Pierre-Jean (3)BAHAIN Julien (s)BERREST Cedric	GER (b)KRUEGER Stephan (2)BERTRAM Rene (3)GRUHNE Hans (s)SCHREIBER Christian	ITA (b)AGAMENNONI Luca (2)VENIER Simone (3)GALTAROSSA Rossano (s)RAINERI Simone	POL (b)WASIELEWSKI Konrad (2)KOLBOWICZ Marek (3)JELINSKI Michal (s)KOROL Adam	RUS (b)MORGACHEV Nikita (2)FEDOROVTSSEV Sergey (3)SALOV Igor (s)SPINEV Nikolay
SLO (b)ZUPANC Janez (2)JURSE Jernej (3)JURSE Janez (s)FISTRavec Gasper	UKR (b)GRYN Sergii (2)PAVLOVSKYI Volodymyr (3)LYKOV Oleg (s)BILOUSHCHENKO Sergii	USA (b)HUGHES Matthew (2)STITT Sam (3)SCHROEDER Jamie (s)GAULT Scott		

Note: Names of crew are as entered in their last race. Boats not moving on to the next round of races shall be ranked last in the overall event placing.

Legend:							
(b)	bow	(2)-(3)	seat	(s)	stroke		
Q	Quarterfinal	H	Heat	R	Repechage	S	Semifinal
F	Final						



13
(Event)

RESULTS
 成绩单 / RÉSULTATS
 MON 11 AUG 2008

**W8+
 H1
 Race 41**

World Best Time: **USA** United States of America Eton (GBR) 2006 **5:55.50**

Rank	Lane	NOC Code	Name	500m	1000m	1500m	2000m	Qual. Code
1	3	USA	(b) CAFARO Erin (2) SHOOP Lindsay (3) GOODALE Anna (4) LOGAN Elle (5) CUMMINS Anne (6) FRANCIA Susan (7) LIND Caroline (s) DAVIES Caryn (c) WHIPPLE Mary	1:28.37 (1)	3:00.20 (1) 1:31.83 (1)	4:33.76 (1) 1:33.56 (1)	6:06.53 1:32.77 (3)	FA
2	4	GBR	(b) ASHFORD Carla (2) RODFORD Beth (3) PAGE Natasha (4) HOWARD Natasha (5) EDDIE Jessica (6) WINCKLESS Sarah (7) KNOWLES Alison (s) GREVES Katie (c) O'CONNOR Caroline	1:30.67 (3) 2.30	3:03.03 (2) 2.83	4:36.68 (2) 2.92	6:08.68 2.15	R
3	2	CAN	(b) MANDOLI Heather (2) MORIN Andreeanne (3) BONIKOWSKY Sarah (4) BRZOWICZ Ashley (5) STEFANCIC Romina (6) WILLIAMS Buffy (7) MARQUARDT Darcy (s) RUMBALL Jane (c) THOMPSON-WILLIE Lesley	1:31.71 (4) 3.34	3:06.20 (4) 6.00	4:40.00 (4) 6.24	6:12.68 6.15	R
4	1	GER	(b) HENNINGS Christina (2) REINERT Katrin (3) WENGERT Nina Stephanie (4) SCHMUTZLER Nadine (5) WECH Lenka (6) DERLIEN Maren (7) ZIMMERMANN Nicole (s) HIPLER Elke Elisabeth (c) RUPPEL Annina	1:30.44 (2) 2.07	3:04.37 (3) 4.17	4:39.64 (3) 5.88	6:14.42 7.89	R

Qualification Rules: **1 to Final A, Remainder to Repechage (1->FA, 2..->R)**

Note: Boats not moving on to the next round of races shall be ranked last in the overall event placing.

Legend:

(b)	bow	(2)-(7)	seat	(s)	stroke	(c)	cox
Q	Quarterfinal	H	Heat	R	Repechage	S	Semifinal
F	Final						



13
(Event)

RESULTS
 成绩单 / RÉSULTATS
 MON 11 AUG 2008

**W8+
 H2
 Race 42**

World Best Time: **USA** United States of America Eton (GBR) 2006 **5:55.50**

Rank	Lane	NOC Code	Name	500m	1000m	1500m	2000m	Qual. Code
1	2	ROU	(b) BURCICA Constanta (2) SUSANU Viorica (3) SERBAN Rodica Maria (4) BARABAS Eniko (5) MUSAT Simona Dumitrita (6) PAPUC Ioana Cristina (7) ANDRUNACHE Georgeta (s) IGNAT Doina (c) GEORGESCU Elena	1:28.64 (1)	3:01.35 (1) 1:32.71 (1)	4:34.15 (1) 1:32.80 (1)	6:05.77 1:31.62 (3)	FA
2	1	NED	(b) DEKKER Femke (2) SMULDERS Marlies (3) KINGMA Nienke (4) REPELAER van DRIEL Roline (5) van RUMPT Annemarieke (6) TANGER Helen (7) SIEGELAAR Sarah (s) de HAAN Annemiek (c) WORKEL Ester	1:29.64 (2) 1.00	3:03.70 (2) 1:34.06 (3) 2.35	4:36.70 (2) 1:33.00 (2) 2.55	6:07.41 1:30.71 (1) 1.64	R
3	3	AUS	(b) FRASCA Pauline (2) PRATLEY Brooke (3) KEHOE Sally (4) BALE Natalie (5) KELL Elizabeth (6) HORNSEY Kate (7) TAIT Sarah (s) HEARD Sarah (c) PATRICK Elizabeth	1:31.04 (3) 2.40	3:03.96 (3) 2.61	4:37.09 (3) 1:33.13 (3) 2.94	6:07.93 1:30.84 (2) 2.16	R

Qualification Rules: **1 to Final A, Remainder to Repechage (1->FA, 2..->R)**

Note: Boats not moving on to the next round of races shall be ranked last in the overall event placing.

Legend:

(b)	bow	(2)-(7)	seat	(s)	stroke	(c)	cox
Q	Quarterfinal	H	Heat	R	Repechage	S	Semifinal
F	Final						



13
(Event)

RESULTS
 成绩单 / RÉSULTATS
 WED 13 AUG 2008

W8+
R
Race 69

World Best Time: **USA** United States of America Eton (GBR) 2006 **5:55.50**

Rank	Lane	NOC Code	Name	500m	1000m	1500m	2000m	Qual. Code
1	1	CAN	(b) MANDOLI Heather (2) MORIN Andreanne (3) BONIKOWSKY Sarah (4) BRZOWICZ Ashley (5) STEFANCIC Romina (6) WILLIAMS Buffy (7) MARQUARDT Darcy (s) RUMBALL Jane (c) THOMPSON-WILLIE Lesley	1:29.37 (2) 0.62	3:02.56 (1) 1:33.19 (2)	4:37.42 (1) 1:34.86 (1)	6:10.50 1:33.08 (4)	FA
2	3	NED	(b) DEKKER Femke (2) SMULDERS Marlies (3) KINGMA Nienke (4) REPELAER van DRIEL Roline (5) van RUMPT Annemarieke (6) TANGER Helen (7) SIEGELAAR Sarah (s) de HAAN Annemiek (c) WORKEL Ester	1:28.75 (1)	3:02.95 (2) 1:34.20 (3) 0.39	4:38.59 (2) 1:35.64 (4) 1.17	6:11.58 1:32.99 (3) 1.08	FA
3	2	GBR	(b) ASHFORD Carla (2) RODFORD Beth (3) PAGE Natasha (4) HOWARD Natasha (5) EDDIE Jessica (6) WINCKLESS Sarah (7) KNOWLES Alison (s) GREVES Katie (c) O'CONNOR Caroline	1:31.70 (5) 2.95	3:03.89 (3) 1:32.19 (1) 1.33	4:39.48 (3) 1:35.59 (3) 2.06	6:12.10 1:32.62 (2) 1.60	FA
4	4	AUS	(b) FRASCA Pauline (2) PRATLEY Brooke (3) KEHOE Sally (4) BALE Natalie (5) KELL Elizabeth (6) HORNSEY Kate (7) TAIT Sarah (s) HEARD Sarah (c) PATRICK Elizabeth	1:30.88 (4) 2.13	3:05.14 (5) 1:34.26 (4) 2.58	4:40.37 (4) 1:35.23 (2) 2.95	6:12.52 1:32.15 (1) 2.02	FA
5	5	GER	(b) HENNINGS Christina (2) REINERT Katrin (3) WENGERT Nina Stephanie (4) SCHMUTZLER Nadine (5) WECH Lenka (6) DERLIEN Maren (7) ZIMMERMANN Nicole (s) HIPLER Elke Elisabeth (c) RUPPEL Annina	1:30.20 (3) 1.45	3:04.52 (4) 1:34.32 (5) 1.96	4:40.57 (5) 1:36.05 (5) 3.15	6:14.45 1:33.88 (5) 3.95	

Qualification Rules: **1-4 to Final A (1-4->FA)**



SY ROWING-CANOEING PARK
 顺义奥林匹克水上公园
 PO DE SHUNYI

ROWING
 赛艇 / AVIRON

WOMEN'S EIGHT
 女子八人单桨有舵手 / HUIT DE POINTE - FEMMES

REPECHAGE
 复赛 / REPÉCHAGE



13
 (Event)

RESULTS
 成绩单 / RÉSULTATS
 WED 13 AUG 2008

W8+
R
Race 69

Note: Boats not moving on to the next round of races shall be ranked last in the overall event placing.

Legend:

(b)	bow	(2)-(7)	seat	(s)	stroke	(c)	cox
Q	Quarterfinal	H	Heat	R	Repechage	S	Semifinal
F	Final						



13
(Event)

RESULTS
 成绩单 / RÉSULTATS
 SUN 17 AUG 2008

W8+
FA
Race 132

World Best Time: **USA** United States of America Eton (GBR) 2006 **5:55.50**

Rank	Lane	NOC Code	Name	500m	1000m	1500m	2000m	Qual. Code
1	3	USA	(b) CAFARO Erin (2) SHOOP Lindsay (3) GOODALE Anna (4) LOGAN Elle (5) CUMMINS Anne (6) FRANCIA Susan (7) LIND Caroline (s) DAVIES Caryn (c) WHIPPLE Mary	1:29.04 (1)	3:01.32 (1) 1:32.28 (1)	4:33.88 (1) 1:32.56 (2)	6:05.34 1:31.46 (4)	
2	5	NED	(b) DEKKER Femke (2) SMULDERS Marlies (3) KINGMA Nienke (4) REPELAER van DRIEL Roline (5) van RUMPT Annemarieke (6) TANGER Helen (7) SIEGELAAR Sarah (s) de HAAN Annemiek (c) WORKEL Ester	1:30.62 (4) 1.58	3:04.95 (4) 1:34.33 (4) 3.63	4:38.59 (4) 1:33.64 (4) 4.71	6:07.22 1:28.63 (1) 1.88	
3	4	ROU	(b) BURCICA Constanta (2) SUSANU Viorica (3) SERBAN Rodica Maria (4) BARABAS Eniko (5) MUSAT Simona Dumitrita (6) PAPUC Ioana Cristina (7) ANDRUNACHE Georgeta (s) IGNAT Doina (c) GEORGESCU Elena	1:30.02 (3) 0.98	3:03.10 (2) 1:33.08 (2) 1.78	4:35.93 (2) 1:32.83 (3) 2.05	6:07.25 1:31.32 (3) 1.91	
4	2	CAN	(b) MANDOLI Heather (2) MORIN Andreeanne (3) BONIKOWSKY Sarah (4) BRZOWICZ Ashley (5) STEFANCIC Romina (6) WILLIAMS Buffy (7) MARQUARDT Darcy (s) RUMBALL Jane (c) THOMPSON-WILLIE Lesley	1:29.77 (2) 0.73	3:04.69 (3) 1:34.92 (6) 3.37	4:36.78 (3) 1:32.09 (1) 2.90	6:08.04 1:31.26 (2) 2.70	
5	1	GBR	(b) ASHFORD Carla (2) RODFORD Beth (3) REEVE Louisa (4) FREEMAN Alice (5) PAGE Natasha (6) WINCKLESS Sarah (7) EDDIE Jessica (s) GREVES Katie (c) O'CONNOR Caroline	1:32.02 (6) 2.98	3:05.21 (5) 1:33.19 (3) 3.89	4:39.88 (5) 1:34.67 (5) 6.00	6:13.74 1:33.86 (6) 8.40	



SY ROWING-CANOEING PARK ROWING
 顺义奥林匹克水上公园
 PO DE SHUNYI

WOMEN'S EIGHT
 女子八人单桨有舵手 / HUIT DE POINTE - FEMMES

FINAL A
 决赛 A / FINALE A



13
 (Event)

RESULTS
 成绩单 / RÉSULTATS
 SUN 17 AUG 2008

W8+
FA
Race 132

Rank	Lane	NOC Code	Name	500m	1000m	1500m	2000m	Qual. Code
6	6	AUS	(b) FRASCA Pauline	1:31.74 (5)	3:06.48 (6)	4:41.28 (6)	6:14.22	
			(2) PRATLEY Brooke		1:34.74 (5)	1:34.80 (6)	1:32.94 (5)	
			(3) KEHOE Sally	2.70	5.16	7.40	8.88	
			(4) BALE Natalie					
			(5) KELL Elizabeth					
			(6) HORNSEY Kate					
			(7) TAIT Sarah					
			(s) HEARD Sarah					
			(c) PATRICK Elizabeth					

Note: Boats not moving on to the next round of races shall be ranked last in the overall event placing.

Legend:

(b)	bow	(2)-(7)	seat	(s)	stroke	(c)	cox
Q	Quarterfinal	H	Heat	R	Repechage	S	Semifinal
F	Final						



13
(Event)

RESULTS SUMMARY BY EVENT
 按项目的比赛成绩总览表 / RÉSUMÉ DES RÉSULTATS PAR ÉPREUVE

W8+

As of 17 AUG 2008

Race	Date	Round	Rank						Qualification Rules
			1	2	3	4	5	6	

Heats

41	11 AUG 2008	1	USA 6:06.53	GBR 6:08.68	CAN 6:12.68	GER 6:14.42	1->FA, 2..->R
42	11 AUG 2008	2	ROU 6:05.77	NED 6:07.41	AUS 6:07.93		1->FA, 2..->R

Repechage

69	13 AUG 2008		CAN 6:10.50	NED 6:11.58	GBR 6:12.10	AUS 6:12.52	GER 6:14.45	1-4->FA
----	-------------	--	-----------------------	-----------------------	-----------------------	-----------------------	-----------------------	---------

Final

132	17 AUG 2008	A	USA 6:05.34	NED 6:07.22	ROU 6:07.25	CAN 6:08.04	GBR 6:13.74	AUS 6:14.22
-----	-------------	---	-----------------------	-----------------------	-----------------------	-----------------------	-----------------------	-----------------------

Participating Crew

AUS	CAN	GBR	GER	NED
(b)FRASCA Pauline	(b)MANDOLI Heather	(b)ASHFORD Carla	(b)HENNINGES Christina	(b)DEKKER Femke
(2)PRATLEY Brooke	(2)MORIN Andreeanne	(2)RODFORD Beth	(2)REINERT Katrin	(2)SMULDERS Marlies
(3)KEHOE Sally	(3)BONIKOWSKY Sarah	(3)REEVE Louisa	(3)WENGERT Nina Stephanie	(3)KINGMA Nienke
(4)BALE Natalie	(4)BRZOZOWICZ Ashley	(4)FREEMAN Alice	(4)SCHMUTZLER Nadine	(4)REPELAER van DRIEL Roline
(5)KELL Elizabeth	(5)STEFANCIC Romina	(5)PAGE Natasha	(5)WECH Lenka	(5)van RUMPT Annemarieke
(6)HORNSEY Kate	(6)WILLIAMS Buffy	(6)WINCKLESS Sarah	(6)DERLIEN Maren	(6)TANGER Helen
(7)TAIT Sarah	(7)MARQUARDT Darcy	(7)EDDIE Jessica	(7)ZIMMERMANN Nicole	(7)SIEGELAAR Sarah
(s)HEARD Sarah	(s)RUMBALL Jane	(s)GREVES Katie	(s)HIPLER Elke Elisabeth	(s)de HAAN Annemiek
(c)PATRICK Elizabeth	(c)THOMPSON-WILLIE Lesley	(c)O'CONNOR Caroline	(c)RUPPEL Annina	(c)WORKEL Ester
ROU	USA			
(b)BURCICA Constanta	(b)CAFARO Erin			
(2)SUSANU Viorica	(2)SHOOP Lindsay			
(3)SERBAN Rodica Maria	(3)GOODALE Anna			
(4)BARABAS Eniko	(4)LOGAN Elle			
(5)MUSAT Simona Dumitrita	(5)CUMMINS Anne			
(6)PAPUC Ioana Cristina	(6)FRANCIA Susan			
(7)ANDRUNACHE Georgeta	(7)LIND Caroline			
(s)IGNAT Doina	(s)DAVIES Caryn			
(c)GEORGESCU Elena	(c)WHIPPLE Mary			

Note: Names of crew are as entered in their last race. Boats not moving on to the next round of races shall be ranked last in the overall event placing.

Legend:

(b)	bow	(2)-(7)	seat	(s)	stroke	(c)	cox
Q	Quarterfinal	H	Heat	R	Repechage	S	Semifinal
F	Final						



14
(Event)

RESULTS
 成绩单 / RÉSULTATS
 MON 11 AUG 2008

M8+
H1
Race 43

World Best Time: **USA** United States of America Athens (GRE) 2004 **5:19.85**

Rank	Lane	NOC Code	Name	500m	1000m	1500m	2000m	Qual. Code
1	3	CAN	(b) LIGHT Kevin (2) RUTLEDGE Ben (3) BYRNES Andrew (4) WETZEL Jake (5) HOWARD Malcolm (6) SEITERLE Dominic (7) KREEK Adam (s) HAMILTON Kyle (c) PRICE Brian	1:19.32 (1)	2:40.05 (1) 1:20.73 (1)	4:03.62 (1) 1:23.57 (1)	5:27.69 1:24.07 (1)	FA
2	1	POL	(b) KOSIOREK Sebastian (2) STAWOWSKI Michal (3) BRZEZINSKI Patryk (4) KRUSZKOWSKI Slawomir (5) HEJMEJ Rafal (6) BRZEZINSKI Marcin (7) GUTORSKI Wojciech (s) BURDA Mikolaj (c) TROJANOWSKI Daniel	1:20.14 (3) 0.82	2:43.12 (2) 1:22.98 (2) 3.07	4:08.92 (3) 1:25.80 (3) 5.30	5:34.95 1:26.03 (2) 7.26	R
3	4	NED	(b) SIEGELAAR Olivier (2) BLINK Rogier (3) KLEM Meindert (4) KLAASSEN Jozef (5) KUIPER David (6) STEENMAN Mitchel (7) van ANDEL Olaf (s) SIMON Diederik (c) WIERSUM Peter	1:20.40 (4) 1.08	2:43.92 (3) 1:23.52 (3) 3.87	4:08.10 (2) 1:24.18 (2) 4.48	5:40.43 1:32.33 (3) 12.74	R
4	2	AUS	(b) DENNIS David (2) LOCH Samuel (3) CHAPMAN James (4) LAURICH Tom (5) STEVENSON Jeremy (6) TOMKINS James (7) CONRAD Sam (s) STEWART Stephen (c) RABJOHNS Marty	1:19.77 (2) 0.45	2:52.13 (4) 1:32.36 (4) 12.08	5:05.00 (4) 2:12.87 (4) 1:01.38	6:55.59 1:50.59 (4) 1:27.90	R

Qualification Rules: **1 to Final A, Remainder to Repechage (1->FA, 2..->R)**

Note: Boats not moving on to the next round of races shall be ranked last in the overall event placing.

Legend:

(b)	bow	(2)-(7)	seat	(s)	stroke	(c)	cox
Q	Quarterfinal	H	Heat	R	Repechage	S	Semifinal
F	Final						



14
(Event)

RESULTS
 成绩单 / RÉSULTATS
 MON 11 AUG 2008

M8+
H2
Race 44

World Best Time: **USA** United States of America Athens (GRE) 2004 **5:19.85**

Rank	Lane	NOC Code	Name	500m	1000m	1500m	2000m	Qual. Code
1	2	GBR	(b) PARTRIDGE Alex (2) STALLARD Tom (3) LUCY Tom (4) EGINGTON Richard (5) WEST Josh (6) HEATHCOTE Alastair (7) LANGRIDGE Matt (s) SMITH Colin (c) NETHERCOTT Acer	1:19.97 (3) 0.40	2:40.94 (1) 1:20.97 (1)	4:03.13 (1) 1:22.19 (1)	5:25.89 1:22.76 (1)	FA
2	1	USA	(b) HOOPMAN Beau (2) SCHNOBRICH Matt (3) BOYD Micah (4) ALLEN Wyatt (5) WALSH Daniel (6) COPPOLA Steven (7) INMAN Josh (s) VOLPENHEIN Bryan (c) Mc ELHENNEY Marcus	1:19.57 (1)	2:42.84 (2) 1:23.27 (2) 1.90	4:06.82 (2) 1:23.98 (2) 3.69	5:29.60 1:22.78 (2) 3.71	R
3	3	CHN	(b) QU Xiaoming (2) WANG Jingfeng (3) LIU Zhen (4) HE Yi (5) ZHENG Chuanqi (6) ZHOU Yinan (7) ZHANG Yongqiang (s) WANG Xiangdang (c) ZHANG Dechang	1:19.82 (2) 0.25	2:43.89 (3) 1:24.07 (3) 2.95	4:10.08 (3) 1:26.19 (3) 6.95	5:35.09 1:25.01 (3) 9.20	R
4	4	GER	(b) EICHNER Florian (2) SCHMIDT Sebastian Matthias (3) FLACH Matthias (4) NARUHN Philipp (5) URBAN Jochen (6) MENNINGEN Florian (7) WILKE Kristof (s) PENKNER Andreas (c) THIEDE Peter	1:20.62 (4) 1.05	2:45.24 (4) 1:24.62 (4) 4.30	4:11.84 (4) 1:26.60 (4) 8.71	5:37.56 1:25.72 (4) 11.67	R

Qualification Rules: **1 to Final A, Remainder to Repechage (1->FA, 2..->R)**

Note: Boats not moving on to the next round of races shall be ranked last in the overall event placing.

Legend:

(b)	bow	(2)-(7)	seat	(s)	stroke	(c)	cox
Q	Quarterfinal	H	Heat	R	Repechage	S	Semifinal
F	Final						



14
(Event)

RESULTS
 成绩单 / RÉSULTATS
 TUE 12 AUG 2008

M8+
R
Race 70

World Best Time: **USA** United States of America Athens (GRE) 2004 **5:19.85**

Rank	Lane	NOC Code	Name	500m	1000m	1500m	2000m	Qual. Code
1	4	USA	(b) HOOPMAN Beau (2) SCHNOBRICH Matt (3) BOYD Micah (4) ALLEN Wyatt (5) WALSH Daniel (6) COPPOLA Steven (7) INMAN Josh (s) VOLPENHEIN Bryan (c) Mc ELHENNEY Marcus	1:21.16 (1)	2:46.11 (1) 1:24.95 (2)	4:14.70 (2) 1:28.59 (4) 0.91	5:38.95 1:24.25 (1)	FA
2	1	AUS	(b) DENNIS David (2) LOCH Samuel (3) CHAPMAN James (4) LAURICH Tom (5) STEVENSON Jeremy (6) TOMKINS James (7) CONRAD Sam (s) STEWART Stephen (c) RABJOHNS Marty	1:21.71 (3) 0.55	2:46.41 (2) 1:24.70 (1) 0.30	4:13.79 (1) 1:27.38 (2)	5:40.31 1:26.52 (5) 1.36	FA
3	2	NED	(b) KLEM Meindert (2) BLINK Rogier (3) LUBBERS Reinder (4) KLAASSEN Jozef (5) KUIPER David (6) STEENMAN Mitchel (7) van ANDEL Olaf (s) SIMON Diederik (c) WIERSUM Peter	1:22.15 (4) 0.99	2:47.69 (4) 1:25.54 (4) 1.58	4:16.41 (3) 1:28.72 (5) 2.62	5:42.62 1:26.21 (4) 3.67	FA
4	3	POL	(b) KOSIOREK Sebastian (2) STAWOWSKI Michal (3) BRZEZINSKI Patryk (4) KRUSZKOWSKI Slawomir (5) HEJMEJ Rafal (6) BRZEZINSKI Marcin (7) GUTORSKI Wojciech (s) BURDA Mikolaj (c) TROJANOWSKI Daniel	1:22.65 (6) 1.49	2:50.75 (6) 1:28.10 (6) 4.64	4:17.86 (5) 1:27.11 (1) 4.07	5:42.92 1:25.06 (3) 3.97	FA
5	5	CHN	(b) QU Xiaoming (2) WANG Jingfeng (3) LIU Zhen (4) HE Yi (5) ZHENG Chuanqi (6) ZHOU Yinan (7) ZHANG Yongqiang (s) WANG Xiangdang (c) ZHANG Dechang	1:22.41 (5) 1.25	2:49.95 (5) 1:27.54 (5) 3.84	4:18.41 (6) 1:28.46 (3) 4.62	5:42.97 1:24.56 (2) 4.02	FB



SY ROWING-CANOEING PARK ROWING
 顺义奥林匹克水上公园
 PO DE SHUNYI

MEN'S EIGHT
 男子八人单桨有舵手 / HUIT DE POINTE - HOMMES

REPECHAGE
 复赛 / REPÉCHAGE



14
 (Event)

RESULTS
 成绩单 / RÉSULTATS
 TUE 12 AUG 2008

M8+
R
Race 70

Rank	Lane	NOC Code	Name	500m	1000m	1500m	2000m	Qual. Code
6	6	GER	(b) EICHNER Florian	1:21.42 (2)	2:46.92 (3)	4:16.74 (4)	5:47.05	FB
			(2) SCHMIDT Sebastian Matthias		1:25.50 (3)	1:29.82 (6)	1:30.31 (6)	
			(3) FLACH Matthias	0.26	0.81	2.95	8.10	
			(4) NARUHN Philipp					
			(5) URBAN Jochen					
			(6) MENNINGEN Florian					
			(7) WILKE Kristof					
			(s) PENKNER Andreas					
			(c) THIEDE Peter					

Qualification Rules: **1-4 to Final A, Remainder to Final B (1-4->FA, 5..->FB)**

Note: Boats not moving on to the next round of races shall be ranked last in the overall event placing.

Legend:

(b)	bow	(2)-(7)	seat	(s)	stroke	(c)	cox
Q	Quarterfinal	H	Heat	R	Repechage	S	Semifinal
F	Final						



SY ROWING-CANOEING PARK ROWING
 顺义奥林匹克水上公园
 PO DE SHUNYI

赛艇 / AVIRON
MEN'S EIGHT
 男子八人单桨有舵手 / HUIT DE POINTE - HOMMES

FINAL B
 决赛 B / FINALE B



14
 (Event)

RESULTS
 成绩单 / RÉSULTATS
 SAT 16 AUG 2008

M8+
FB
Race 119

World Best Time: **USA** United States of America Athens (GRE) 2004 **5:19.85**

Rank	Lane	NOC Code	Name	500m	1000m	1500m	2000m	Qual. Code
1	2	CHN	(b) QU Xiaoming (2) WANG Jingfeng (3) LIU Zhen (4) ZHANG Shunyin (5) ZHENG Chuanqi (6) ZHOU Yinan (7) ZHANG Yongqiang (s) WANG Xiangdang (c) ZHANG Dechang	1:21.23 (1)	2:44.79 (1) 1:23.56 (1)	4:10.22 (1) 1:25.43 (2)	5:34.59 1:24.37 (2)	
2	1	GER	(b) EICHNER Florian (2) SCHMIDT Sebastian Matthias (3) FLACH Matthias (4) NARUHN Philipp (5) LEHNIGK Joerg (6) MENNINGEN Florian (7) WILKE Kristof (s) PENKNER Andreas (c) THIEDE Peter	1:23.48 (2) 2.25	2:47.88 (2) 1:24.40 (2) 3.09	4:12.94 (2) 1:25.06 (1) 2.72	5:36.89 1:23.95 (1) 2.30	

Note: Boats not moving on to the next round of races shall be ranked last in the overall event placing.

Legend:

(b)	bow	(2)-(7)	seat	(s)	stroke	(c)	cox
Q	Quarterfinal	H	Heat	R	Repechage	S	Semifinal
F	Final						



SY ROWING-CANOEING PARK ROWING
 顺义奥林匹克水上公园
 PO DE SHUNYI

赛艇 / AVIRON
MEN'S EIGHT
 男子八人单桨有舵手 / HUIT DE POINTE - HOMMES



FINAL A
 决赛 A / FINALE A

14
(Event)

RESULTS
 成绩单 / RÉSULTATS
 SUN 17 AUG 2008

M8+
FA
Race 133

World Best Time: **USA** United States of America Athens (GRE) 2004 **5:19.85**

Rank	Lane	NOC Code	Name	500m	1000m	1500m	2000m	Qual. Code
1	3	CAN	(b) LIGHT Kevin (2) RUTLEDGE Ben (3) BYRNES Andrew (4) WETZEL Jake (5) HOWARD Malcolm (6) SEITERLE Dominic (7) KREEK Adam (s) HAMILTON Kyle (c) PRICE Brian	1:18.79 (1)	2:39.82 (1) 1:21.03 (1)	4:02.53 (1) 1:22.71 (3)	5:23.89 1:21.36 (3)	
2	4	GBR	(b) PARTRIDGE Alex (2) STALLARD Tom (3) LUCY Tom (4) EGINGTON Richard (5) WEST Josh (6) HEATHCOTE Alastair (7) LANGRIDGE Matt (s) SMITH Colin (c) NETHERCOTT Acer	1:19.56 (2) 0.77	2:42.40 (2) 1:22.84 (3) 2.58	4:04.82 (2) 1:22.42 (2) 2.29	5:25.11 1:20.29 (2) 1.22	
3	2	USA	(b) HOOPMAN Beau (2) SCHNOBRICH Matt (3) BOYD Micah (4) ALLEN Wyatt (5) WALSH Daniel (6) COPPOLA Steven (7) INMAN Josh (s) VOLPENHEIN Bryan (c) Mc ELHENNEY Marcus	1:21.09 (6) 2.30	2:43.75 (4) 1:22.66 (2) 3.93	4:05.13 (3) 1:21.38 (1) 2.60	5:25.34 1:20.21 (1) 1.45	
4	1	NED	(b) KLEM Meindert (2) BLINK Rogier (3) SIEGELAAR Olivier (4) KLAASSEN Jozef (5) KUIPER David (6) STEENMAN Mitchel (7) van ANDEL Olaf (s) SIMON Diederik (c) WIERSUM Peter	1:19.98 (3) 1.19	2:43.15 (3) 1:23.17 (4) 3.33	4:07.76 (4) 1:24.61 (5) 5.23	5:29.26 1:21.50 (4) 5.37	
5	6	POL	(b) KOSIOREK Sebastian (2) STAWOWSKI Michal (3) BRZEZINSKI Patryk (4) KRUSZKOWSKI Slawomir (5) GUTORSKI Wojciech (6) BRZEZINSKI Marcin (7) HEJMEJ Rafal (s) BURDA Mikolaj (c) TROJANOWSKI Daniel	1:20.42 (4) 1.63	2:44.46 (5) 1:24.04 (5) 4.64	4:09.03 (5) 1:24.57 (4) 6.50	5:31.42 1:22.39 (5) 7.53	



SY ROWING-CANOEING PARK ROWING
 顺义奥林匹克水上公园
 PO DE SHUNYI

ROWING
 赛艇 / AVIRON

MEN'S EIGHT
 男子八人单桨有舵手 / HUIT DE POINTE - HOMMES

FINAL A
 决赛 A / FINALE A



14
 (Event)

RESULTS
 成绩单 / RÉSULTATS
 SUN 17 AUG 2008

M8+
FA
Race 133

Rank	Lane	NOC Code	Name	500m	1000m	1500m	2000m	Qual. Code
6	5	AUS	(b) DENNIS David	1:20.69 (5)	2:45.72 (6)	4:11.69 (6)	5:35.10	
			(2) LOCH Samuel		1:25.03 (6)	1:25.97 (6)	1:23.41 (6)	
			(3) CHAPMAN James	1.90	5.90	9.16	11.21	
			(4) LAURICH Tom					
			(5) STEVENSON Jeremy					
			(6) TOMKINS James					
			(7) CONRAD Sam					
			(s) STEWART Stephen					
			(c) RABJOHNS Marty					

Note: Boats not moving on to the next round of races shall be ranked last in the overall event placing.

Legend:

(b)	bow	(2)-(7)	seat	(s)	stroke	(c)	cox
Q	Quarterfinal	H	Heat	R	Repechage	S	Semifinal
F	Final						



14

(Event)

RESULTS SUMMARY BY EVENT

按项目的比赛成绩总览表 / RÉSUMÉ DES RÉSULTATS PAR ÉPREUVE

M8+

As of 17 AUG 2008

Race	Date	Round	Rank						Qualification Rules
			1	2	3	4	5	6	

Heats

43	11 AUG 2008	1	CAN 5:27.69	POL 5:34.95	NED 5:40.43	AUS 6:55.59			1->FA, 2..->R
44	11 AUG 2008	2	GBR 5:25.89	USA 5:29.60	CHN 5:35.09	GER 5:37.56			1->FA, 2..->R

Repechage

70	12 AUG 2008		USA 5:38.95	AUS 5:40.31	NED 5:42.62	POL 5:42.92	CHN 5:42.97	GER 5:47.05	1-4->FA, 5..->FB
----	-------------	--	-----------------------	-----------------------	-----------------------	-----------------------	-----------------------	-----------------------	------------------

Finals

119	16 AUG 2008	B	CHN 5:34.59	GER 5:36.89					
133	17 AUG 2008	A	CAN 5:23.89	GBR 5:25.11	USA 5:25.34	NED 5:29.26	POL 5:31.42	AUS 5:35.10	

Participating Crew

AUS	CAN	CHN	GBR	GER
(b)DENNIS David	(b)LIGHT Kevin	(b)QU Xiaoming	(b)PARTRIDGE Alex	(b)EICHNER Florian
(2)LOCH Samuel	(2)RUTLEDGE Ben	(2)WANG Jingfeng	(2)STALLARD Tom	(2)SCHMIDT Sebastian Matthias
(3)CHAPMAN James	(3)BYRNES Andrew	(3)LIU Zhen	(3)LUCY Tom	(3)FLACH Matthias
(4)LAURICH Tom	(4)WETZEL Jake	(4)ZHANG Shunyin	(4)EGINGTON Richard	(4)NARUHN Philipp
(5)STEVENSON Jeremy	(5)HOWARD Malcolm	(5)ZHENG Chuanqi	(5)WEST Josh	(5)LEHNIGK Joerg
(6)TOMKINS James	(6)SEITERLE Dominic	(6)ZHOU Yinan	(6)HEATHCOTE Alastair	(6)MENNINGEN Florian
(7)CONRAD Sam	(7)KREEK Adam	(7)ZHANG Yongqiang	(7)LANGRIDGE Matt	(7)WILKE Kristof
(s)STEWART Stephen	(s)HAMILTON Kyle	(s)WANG Xiangdang	(s)SMITH Colin	(s)PENKNER Andreas
(c)RABJOHNS Marty	(c)PRICE Brian	(c)ZHANG Dechang	(c)NETHERCOTT Acer	(c)THIEDE Peter
NED	POL	USA		
(b)KLEM Meindert	(b)KOSIOREK Sebastian	(b)HOOPMAN Beau		
(2)BLINK Rogier	(2)STAWOWSKI Michal	(2)SCHNOBRICH Matt		
(3)SIEGELAAR Olivier	(3)BRZEZINSKI Patryk	(3)BOYD Micah		
(4)KLAASSEN Jozef	(4)KRUSZKOWSKI Slawomir	(4)ALLEN Wyatt		
(5)KUIPER David	(5)GUTORSKI Wojciech	(5)WALSH Daniel		
(6)STEENMAN Mitchel	(6)BRZEZINSKI Marcin	(6)COPPOLA Steven		
(7)van ANDEL Olaf	(7)HEJMEJ Rafal	(7)INMAN Josh		
(s)SIMON Diederik	(s)BURDA Mikolaj	(s)VOLPENHEIN Bryan		
(c)WIERSUM Peter	(c)TROJANOWSKI Daniel	(c)Mc ELHENNEY Marcus		

Note: Names of crew are as entered in their last race. Boats not moving on to the next round of races shall be ranked last in the overall event placing.

Legend:

(b)	bow	(2)-(7)	seat	(s)	stroke	(c)	cox
Q	Quarterfinal	H	Heat	R	Repechage	S	Semifinal
F	Final						



FINAL PLACING BY NOC

NOC的最终排名 / CLASSEMENT FINAL PAR CNO

As of 17 AUG 2008

NOC Code	NOC	W1x [1]	M1x [2]	W2- [3]	M2- [4]	W2x [5]	M2x [6]	M4- [7]	LW2x [8]	LM2x [9]	LM4- [10]	W4x [11]	M4x [12]	W8+ [13]	M8+ [14]	NOC Code
ALG	Algeria		29							20						ALG
ARG	Argentina	16														ARG
AUS	Australia	10	12	10	1	8	1	2	8	10	9	6	4	6	6	AUS
BEL	Belgium		4				8									BEL
BLR	Belarus	3		3			7	12					11			BLR
BRA	Brazil	19	14						15	17						BRA
BUL	Bulgaria	1					10									BUL
CAN	Canada			9	2				3	12	3	8		4	1	CAN
CHI	Chile	17	16													CHI
CHN	Peoples Republic of China	4		2		4		13	5	5	8	1			7	CHN
CMR	Cameroon		28													CMR
COL	Colombia		27													COL
CRO	Croatia				12		DNS									CRO
CUB	Cuba	15							12	6			12			CUB
CZE	Czech Republic	5	2		8	6		5					10			CZE
DEN	Denmark				10				7	3	1					DEN
EGY	Egypt	24	18								12					EGY
ESA	El Salvador	22														ESA
ESP	Spain	14														ESP
EST	Estonia		17				2						9			EST
FIN	Finland								2							FIN
FRA	France	12		8	9		5	3		11	4		3			FRA
GBR	Great Britain		5	6	13	3	3	1	11	1	5	2		5	2	GBR
GER	Germany		7	4	4	2	9	6	4	9		3	6	7	8	GER
GRE	Greece		10						6	2						GRE
HKG	Hong Kong, China	23	20							16						HKG
HON	Honduras		31													HON
HUN	Hungary									14						HUN
IND	India		21							18						IND
IRI	Islamic Republic of Iran	26	25													IRI
IRL	Ireland							10			10					IRL
IRQ	Iraq						13									IRQ
ITA	Italy	8			11	10		11		4	7		2			ITA
JPN	Japan								9	13						JPN
KAZ	Kazhakstan	18							16							KAZ
KEN	Kenya		30													KEN
KOR	Republic of Korea	20							17	19						KOR
LTU	Lithuania		8													LTU
MEX	Mexico		15						13							MEX
MON	Monaco		22													MON
MYA	Myanmar	21														MYA
NED	Netherlands		13					8	1		6			2	4	NED
NOR	Norway		1													NOR
NZL	New Zealand	9	3	5	3	1	4	7		7						NZL
POL	Poland	6			14						2		1		5	POL
POR	Portugal									8						POR
ROU	Romania			1		9								3		ROU
RSA	Republic of South Africa	13			5				14							RSA
RUS	Russian Federation						11					7	7			RUS
SLO	Slovenia						6	4					13			SLO
SRB	Serbia	11			7											SRB
SUI	Switzerland		9													SUI
SWE	Sweden	7	6													SWE
TPE	Chinese Taipei		23													TPE
UKR	Ukraine					7						4	8			UKR
URU	Uruguay		19							15						URU
USA	United States of America	2	11	7	6	5	12	9	10		11	5	5	1	3	USA
UZB	Uzbekistan		26													UZB
VEN	Venezuela		24													VEN
ZIM	Zimbabwe	25														ZIM



FINAL PLACING BY NOC
 NOC的最终排名 / CLASSEMENT FINAL PAR CNO

As of 17 AUG 2008

Legend:

DNS	Did not start						
W1x	Women's Single Sculls	M1x	Men's Single Sculls	W2-	Women's Pair	M2-	Men's Pair
W2x	Women's Double Sculls	M2x	Men's Double Sculls	M4-	Men's Four	LW2x	Lightweight Women's Double Sculls
LM2x	Lightweight Men's Double Sculls	LM4-	Lightweight Men's Four	W4x	Women's Quadruple Sculls	M4x	Men's Quadruple Sculls
W8+	Women's Eight	M8+	Men's Eight				



FINAL RANKING

最后排名 / CLASSEMENT FINAL

As of 17 AUG 2008

	Rank	W1x [1]	M1x [2]	W2- [3]	M2- [4]	W2x [5]	M2x [6]	M4- [7]	LW2x [8]	LM2x [9]	LM4- [10]	W4x [11]	M4x [12]	W8+ [13]	M8+ [14]
Gold	1	BUL	NOR	ROU	AUS	NZL	AUS	GBR	NED	GBR	DEN	CHN	POL	USA	CAN
Silver	2	USA	CZE	CHN	CAN	GER	EST	AUS	FIN	GRE	POL	GBR	ITA	NED	GBR
Bronze	3	BLR	NZL	BLR	NZL	GBR	GBR	FRA	CAN	DEN	CAN	GER	FRA	ROU	USA
Diploma	4	CHN	BEL	GER	GER	CHN	NZL	SLO	GER	ITA	FRA	UKR	AUS	CAN	NED
Diploma	5	CZE	GBR	NZL	RSA	USA	FRA	CZE	CHN	CHN	GBR	USA	USA	GBR	POL
Diploma	6	POL	SWE	GBR	USA	CZE	SLO	GER	GRE	CUB	NED	AUS	GER	AUS	AUS
Diploma	7	SWE	GER	USA	SRB	UKR	BLR	NZL	DEN	NZL	ITA	RUS	RUS	GER	CHN
Diploma	8	ITA	LTU	FRA	CZE	AUS	BEL	NED	AUS	POR	CHN	CAN	UKR		GER
	9	NZL	SUI	CAN	FRA	ROU	GER	USA	JPN	GER	AUS		EST		
	10	AUS	GRE	AUS	DEN	ITA	BUL	IRL	USA	AUS	IRL		CZE		
	11	SRB	USA		ITA		RUS	ITA	GBR	FRA	USA		BLR		
	12	FRA	AUS		CRO		USA	BLR	CUB	CAN	EGY		CUB		
	13	RSA	NED		GBR		IRQ	CHN	MEX	JPN			SLO		
	14	ESP	BRA		POL				RSA	HUN					
	15	CUB	MEX						BRA	URU					
	16	ARG	CHI						KAZ	HKG					
	17	CHI	EST						KOR	BRA					
	18	KAZ	EGY							IND					
	19	BRA	URU							KOR					
	20	KOR	HKG							ALG					
	21	MYA	IND												
	22	ESA	MON												
	23	HKG	TPE												
	24	EGY	VEN												
	25	ZIM	IRI												
	26	IRI	UZB												
	27		COL												
	28		CMR												
	29		ALG												
	30		KEN												
	31		HON												
	DNS						CRO								

Legend:

DNS	Did not start														
W1x	Women's Single Sculls	M1x	Men's Single Sculls	W2-	Women's Pair	M2-	Men's Pair								
W2x	Women's Double Sculls	M2x	Men's Double Sculls	M4-	Men's Four	LW2x	Lightweight Women's Double Sculls								
LM2x	Lightweight Men's Double Sculls	LM4-	Lightweight Men's Four	W4x	Women's Quadruple Sculls	M4x	Men's Quadruple Sculls								
W8+	Women's Eight	M8+	Men's Eight												



MEDALLISTS BY EVENT
 奖牌获得者 (按项目排列) / MÉDAILLÉS PAR ÉPREUVE

As of 17 AUG 2008

After 14 of 14 Events

Event Name	Date	Medal	Name	NOC Code
Women's Single Sculls	16 AUG 2008	Gold	(b) NEYKOVA Rumyana	BUL
		Silver	(b) GUERETTE Michelle	USA
		Bronze	(b) KARSTEN Ekaterina	BLR
Men's Single Sculls	16 AUG 2008	Gold	(b) TUFTE Olaf	NOR
		Silver	(b) SYNEK Ondrej	CZE
		Bronze	(b) DRYSDALE Mahe	NZL
Women's Pair	16 AUG 2008	Gold	(b) ANDRUNACHE Georgeta (s) SUSANU Viorica	ROU
		Silver	(b) WU You (s) GAO Yulan	CHN
		Bronze	(b) BICHYK Yuliya (s) HELAKH Natallia	BLR
Men's Pair	16 AUG 2008	Gold	(b) GINN Drew (s) FREE Duncan	AUS
		Silver	(b) CALDER David (s) FRANDSEN Scott	CAN
		Bronze	(b) TWADDLE Nathan (s) BRIDGEWATER George	NZL
Women's Double Sculls	16 AUG 2008	Gold	(b) EVERS-SWINDELL Georgina (s) EVERS-SWINDELL Caroline	NZL
		Silver	(b) THIELE Annekatrin (s) HUTH Christiane	GER
		Bronze	(b) LAVERICK Elise (s) BEBINGTON Anna	GBR
Men's Double Sculls	16 AUG 2008	Gold	(b) CRAWSHAY David (s) BRENNAN Scott	AUS
		Silver	(b) ENDREKSON Tonu (s) JAANSON Juri	EST
		Bronze	(b) WELLS Matthew (s) ROWBOTHAM Stephen	GBR
Men's Four	16 AUG 2008	Gold	(b) JAMES Tom (2) WILLIAMS Steve (3) REED Pete (s) TRIGGS HODGE Andrew	GBR
		Silver	(b) RYAN Matt (2) MARBURG James (3) MCKENZIE-MCHARG Cameron (s) HEGERTY Francis	AUS
		Bronze	(b) DESPRES Julien (2) RONDEAU Benjamin (3) CHARDIN Germain (s) MORTELETTE Dorian	FRA
Lightweight Women's Double Sculls	17 AUG 2008	Gold	(b) van der KOLK Kirsten (s) van EUPEN Marit	NED
		Silver	(b) STEN Sanna (s) NIEMINEN Minna	FIN
		Bronze	(b) KOK Melanie (s) CAMERON Tracy	CAN
Lightweight Men's Double Sculls	17 AUG 2008	Gold	(b) PURCHASE Zac (s) HUNTER Mark	GBR
		Silver	(b) MOUGIOS Dimitrios (s) POLYMEROS Vasileios	GRE
		Bronze	(b) RASMUSSEN Mads Reinholdt (s) HANSEN Rasmus Nicholai Quist	DEN



MEDALLISTS BY EVENT

奖牌获得者 (按项目排列) / MÉDAILLÉS PAR ÉPREUVE

As of 17 AUG 2008

Event Name	Date	Medal	Name	NOC Code
Lightweight Men's Four	17 AUG 2008	Gold	(b) EBERT Thomas (2) JOERGENSEN Morten (3) ANDERSEN Mads Christian Kruse (s) EBBESEN Eskild Balschmidt	DEN
		Silver	(b) PAWLOWSKI Lukasz (2) PAWELCZAK Bartlomiej (3) BERNATAJTYS Milosz (s) RANDA Pawel	POL
		Bronze	(b) BRAMBELL Iain (2) BEARE Jon (3) LEWIS Mike (s) PARSONS Liam	CAN
Women's Quadruple Sculls	17 AUG 2008	Gold	(b) TANG Bin (2) JIN Ziwei (3) XI Aihua (s) ZHANG Yangyang	CHN
		Silver	(b) VERNON Annie (2) FLOOD Debbie (3) HOUGHTON Frances (s) GRAINGER Katherine	GBR
		Bronze	(b) OPPELT Britta (2) LUTZE Manuela (3) BORON Kathrin (s) SCHILLER Stephanie	GER
Men's Quadruple Sculls	17 AUG 2008	Gold	(b) WASIELEWSKI Konrad (2) KOLBOWICZ Marek (3) JELINSKI Michal (s) KOROL Adam	POL
		Silver	(b) AGAMENNONI Luca (2) VENIER Simone (3) GALTAROSSA Rossano (s) RAINERI Simone	ITA
		Bronze	(b) COEFFIC Jonathan (2) PELTIER Pierre-Jean (3) BAHAIN Julien (s) BERREST Cedric	FRA



MEDALLISTS BY EVENT
 奖牌获得者 (按项目排列) / MÉDAILLÉS PAR ÉPREUVE

As of 17 AUG 2008

Event Name	Date	Medal	Name	NOC Code
Women's Eight	17 AUG 2008	Gold	(b) CAFARO Erin (2) SHOOP Lindsay (3) GOODALE Anna (4) LOGAN Elle (5) CUMMINS Anne (6) FRANCIA Susan (7) LIND Caroline (s) DAVIES Caryn (c) WHIPPLE Mary	USA
		Silver	(b) DEKKER Femke (2) SMULDERS Marlies (3) KINGMA Nienke (4) REPELAER van DRIEL Roline (5) van RUMPT Annemarieke (6) TANGER Helen (7) SIEGELAAR Sarah (s) de HAAN Annemiek (c) WORKEL Ester	NED
		Bronze	(b) BURCICA Constanta (2) SUSANU Viorica (3) SERBAN Rodica Maria (4) BARABAS Eniko (5) MUSAT Simona Dumitrita (6) PAPUC Ioana Cristina (7) ANDRUNACHE Georgeta (s) IGNAT Doina (c) GEORGESCU Elena	ROU
Men's Eight	17 AUG 2008	Gold	(b) LIGHT Kevin (2) RUTLEDGE Ben (3) BYRNES Andrew (4) WETZEL Jake (5) HOWARD Malcolm (6) SEITERLE Dominic (7) KREEK Adam (s) HAMILTON Kyle (c) PRICE Brian	CAN
		Silver	(b) PARTRIDGE Alex (2) STALLARD Tom (3) LUCY Tom (4) EGINGTON Richard (5) WEST Josh (6) HEATHCOTE Alastair (7) LANGRIDGE Matt (s) SMITH Colin (c) NETHERCOTT Acer	GBR
		Bronze	(b) HOOPMAN Beau (2) SCHNOBRICH Matt (3) BOYD Micah (4) ALLEN Wyatt (5) WALSH Daniel (6) COPPOLA Steven (7) INMAN Josh (s) VOLPENHEIN Bryan (c) Mc ELHENNEY Marcus	USA

(b)	bow	(2)-(7)	seat	(s)	stroke	(c)	cox
-----	-----	---------	------	-----	--------	-----	-----



MEDAL STANDINGS
 奖牌榜 / TABLEAU DES MÉDAILLES

As of 17 AUG 2008

After 14 of 14 Events

Rank	NOC	Men				Women				Total				Rank by Total
		G	S	B	Total	G	S	B	Total	G	S	B	Total	
1	GBR - Great Britain	2	1	1	4		1	1	2	2	2	2	6	1
2	AUS - Australia	2	1		3					2	1		3	=3
3	CAN - Canada	1	1	1	3			1	1	1	1	2	4	2
4	USA - United States of America			1	1	1	1		2	1	1	1	3	=3
5	CHN - Peoples Republic of China					1	1		2	1	1		2	=6
5	NED - Netherlands					1	1		2	1	1		2	=6
5	POL - Poland	1	1		2					1	1		2	=6
8	NZL - New Zealand			2	2	1			1	1		2	3	=3
9	DEN - Denmark	1		1	2					1		1	2	=6
9	ROU - Romania					1		1	2	1		1	2	=6
11	BUL - Bulgaria					1			1	1			1	=14
11	NOR - Norway	1			1					1			1	=14
13	GER - Germany						1	1	2		1	1	2	=6
14	CZE - Czech Republic		1		1						1		1	=14
14	EST - Estonia		1		1						1		1	=14
14	FIN - Finland						1		1		1		1	=14
14	GRE - Greece		1		1						1		1	=14
14	ITA - Italy		1		1						1		1	=14
19	BLR - Belarus							2	2			2	2	=6
19	FRA - France			2	2							2	2	=6
Total:		8	8	8	24	6	6	6	18	14	14	14	42	

Note: '=' - Equal sign indicates that two or more NOCs share the same rank by total

Legend:

G	Gold	S	Silver	B	Bronze		
---	------	---	--------	---	--------	--	--



OFFICIAL COMMUNICATION
 官方通告 / COMMUNICATION OFFICIELLE

SAT 9 AUG 2008

DNS of China

Item: 1

The CHN M1x Liang Zhang did not start in his heat and will not progress further in the event.

Issued by: Roland Sautois , Starter
 Time: 15:46
 Date: 09 AUG 2008

This decision affects:

RESULTS
 SCHEDULE
 OTHER

X



OFFICIAL COMMUNICATION
官方通告 / COMMUNICATION OFFICIELLE

SAT 9 AUG 2008

Relegation of CAN Due to Underweight

Item: 2

The boat CAN race 13 event W2- was placed last in its heat as a result of the boat not meeting the minimum weight requirement.

Issued by: Kostic Mladen, Jury member
Time: 16:46
Date: 09 AUG 2008

This decision affects:

RESULTS
SCHEDULE
OTHER

X



OFFICIAL COMMUNICATION

官方通告 / COMMUNICATION OFFICIELLE

SAT 9 AUG 2008

Ineligibility of CHN M2x

Item: 3

The qualification rules for the 2008 Olympic regatta require that: "The rowers qualifying in a certain event at the three continental Olympic qualification regattas and the final Olympic qualification regatta in Poznan, must participate in that event if they participate at the Olympic Games" CHN M1x Liang Zhang did not compete in his Heat, and under Olympic qualification rules is therefore not eligible to compete in the M2x in which he was also entered.

Issued by: Patrick Rombaut, President of Jury
 Time: 17:49
 Date: 09 AUG 2008

This decision affects:

RESULTS
 SCHEDULE
 OTHER

X



OFFICIAL COMMUNICATION

官方通告 / COMMUNICATION OFFICIELLE

SAT 9 AUG 2008

Exclusion of CHN M2x

Item: 4

The qualification rules for the 2008 Olympic regatta require that: "The rowers qualifying in a certain event at the three continental Olympic qualification regattas and the final Olympic qualification regatta in Poznan, must participate in that event if they participate at the Olympic Games" CHN M1x Liang Zhang did not compete in his Heat, and under Olympic qualification rules is therefore not eligible to compete in the M2x in which he was also entered. The Chinese Rowing Federation appealed against the decision of the President of the Jury. The Executive Committee considered the appeal but rejected it. The CHN M2x was confirmed to be ineligible for its race.

Issued by: FISA Executive Committee
 Time: 19:04
 Date: 09 AUG 2008

This decision affects:

RESULTS
 SCHEDULE
 OTHER

X



OFFICIAL COMMUNICATION
官方通告 / COMMUNICATION OFFICIELLE

SUN 10 AUG 2008

Races postponed

Item: 5

The Heats of the W8+ and M8+ have been postponed due to an approaching thunderstorm. The revised schedule for these two events will be announced.

Issued by: Patrick Rombaut, President of the Jury
Time: 17:24
Date: 10 AUG 2008

This decision affects:

RESULTS
SCHEDULE
OTHER

X



OFFICIAL COMMUNICATION
 官方通告 / COMMUNICATION OFFICIELLE

CORRECTED

SUN 10 AUG 2008

Programme Change

Item: 6

Following the race postponement of Sunday afternoon, 10 August 2008, a revised schedule can now be announced. The heats of the women's and men's eights will now take place on Monday, 11 August at 14:50, 15:00, 15:10 and 15:20 hrs. The repechage races for the women's pairs are now moved to Tuesday, 12 August at 17:20 and 17:30hrs. Please consult the revised schedule dated 10 August 2008.

Issued by: Technical Delegates
 Time: 19:55
 Date: 10 AUG 2008

This decision affects:

RESULTS
 SCHEDULE
 OTHER

<input type="checkbox"/>
<input checked="" type="checkbox"/>
<input type="checkbox"/>



OFFICIAL COMMUNICATION
 官方通告 / COMMUNICATION OFFICIELLE

WED 13 AUG 2008

Substitution of NED M8+ (Event 14, Race 70)

Item: 7

Olivier Siegelaar has been substituted due to illness and has been replaced by Reinder Lubbers. Olivier Siegelaar may rejoin the crew to compete again at the regatta subject to his recovery and a satisfactory medical review of his condition.

Issued by: Patrik Rambout, President of the Jury
 Time: 14:48
 Date: 12 AUG 2008

This decision affects:

RESULTS
 SCHEDULE
 OTHER

<input type="checkbox"/>
<input type="checkbox"/>
<input checked="" type="checkbox"/>



OFFICIAL COMMUNICATION
 官方通告 / COMMUNICATION OFFICIELLE

WED 13 AUG 2008

Withdrawal of ARG M1x Due to Illness (Race 74)

Item: 8

The ARG M1x Santiago Fernandez has withdrawn prior to the semi-final C/D round due to illness.

Issued by: Patrick Rombaut President of the Jury
 Time: 12:14
 Date: 13 AUG 2008

This decision affects:

RESULTS
 SCHEDULE
 OTHER

X



OFFICIAL COMMUNICATION
 官方通告 / COMMUNICATION OFFICIELLE

WED 13 AUG 2008

Substitution of GER M4- (Race 84)

Item: 9

GER M4- Toni Seifert and Phillip Adamski have been substituted due to illness and have been replaced by Marco Neumann and Richard Schmidt. Toni Seifert and Phillip Adamski may rejoin the crew to compete again at the regatta subject to their recovery and a satisfactory medical review of their condition.

Issued by: Patrick Rombaut President of the Jury
 Time: 15:14
 Date: 13 AUG 2008

This decision affects:

RESULTS
 SCHEDULE
 OTHER

<input type="checkbox"/>
<input type="checkbox"/>
<input checked="" type="checkbox"/>



OFFICIAL COMMUNICATION
 官方通告 / COMMUNICATION OFFICIELLE

THU 14 AUG 2008

Decision on Protest of SWE W1x (Event 1 / Race 75)

Item: 10

The SWE W1x objected to the result of her semifinal A/B on the grounds that weed affected her boat in the first 500m of the race. As no weed was found on the boat the objection was rejected by the Umpire. SWE then lodged a protest in accordance with the rules. The Board of the Jury considered the protest and its decision was that the protest be rejected and the result confirmed.

Issued by: Board of the Jury
 Time: 12:22
 Date: 14 AUG 2008

This decision affects:

RESULTS
 SCHEDULE
 OTHER

X



OFFICIAL COMMUNICATION
 官方通告 / COMMUNICATION OFFICIELLE

THU 14 AUG 2008

Delay of Competition Schedule

Item: 11

Due to thunderstorm activity in the area of the Shunyi Olympic Rowing-Canoeing Park the commencement of today's competition is delayed. The revised schedule for today will be announced shortly.

Issued by: Technical Delegates
 Time: 13:25
 Date: 14 AUG 2008

This decision affects:

RESULTS
 SCHEDULE
 OTHER

X



OFFICIAL COMMUNICATION
 官方通告 / COMMUNICATION OFFICIELLE

THU 14 AUG 2008

Revised Competition Schedule

Item: 12

Due to unsettled weather, rowing is now re-scheduled to start at 15:30 hrs with the first scheduled semi-final A/B of the Lightweight Womens Double Sculls and running through to the last Final B at 17:50. The two semi-finals C/D at 18:00 and 18:10 hrs. Followed by Finals C, D and E of the Single Sculls.

Issued by: Technical Delegates
 Time: 14:42
 Date: 14 AUG 2008

This decision affects:

RESULTS
 SCHEDULE
 OTHER

X



OFFICIAL COMMUNICATION
 官方通告 / COMMUNICATION OFFICIELLE

THU 14 AUG 2008

ROWING POSTPONED

Item: 13

Due to continued electrical storm activity, racing has been postponed from Thursday to Friday with the same original start times as Thursday.

Issued by: Technical Delegates
 Time: 15:20
 Date: 14 AUG 2008

This decision affects:

RESULTS
 SCHEDULE
 OTHER

X



OFFICIAL COMMUNICATION
 官方通告 / COMMUNICATION OFFICIELLE

FRI 15 AUG 2008

Withdrawal of GER LM4- (Event 10/Race 100) due to illness

Item: 14

The GER LM4- has withdrawn prior to the semi-final A/B round due to the illness of Bastian Seibt, Jost Schoemann-Finck and Jochen Kuehner.

Issued by: Patrick Rombaut, President of the Jury
 Time: 12:37
 Date: 15 AUG 2008

This decision affects:

RESULTS
 SCHEDULE
 OTHER

X



OFFICIAL COMMUNICATION
 官方通告 / COMMUNICATION OFFICIELLE

FRI 15 AUG 2008

Replacement of ITA M2- Rower Due to illness (Race 107 / Event 4)

Item: 15

ITA M2- rower Giuseppe de Vita has withdrawn as a result of illness. He is replaced by Dario Dentale.

Issued by: Patrick Rombaut, President of the Jury
 Time: 15:13
 Date: 15 AUG 2008

This decision affects:

RESULTS
 SCHEDULE
 OTHER

<input type="checkbox"/>
<input type="checkbox"/>
<input checked="" type="checkbox"/>



OFFICIAL COMMUNICATION
官方通告 / COMMUNICATION OFFICIELLE

FRI 15 AUG 2008

Withdrawal of CRO M2x Due to injury (Race 109 / Event 6)

Item: 16

The CRO M2x has withdrawn prior to the final B due to the injury of Ante Kusurin and Mario Vekic.

Issued by: Patrick Rombaut. President of the Jury
Time: 16:06
Date: 15 AUG 2008

This decision affects:

RESULTS
SCHEDULE
OTHER

<input type="checkbox"/>
<input type="checkbox"/>
<input checked="" type="checkbox"/>



OFFICIAL COMMUNICATION
官方通告 / COMMUNICATION OFFICIELLE

SAT 16 AUG 2008

Replacement of CHN M8+ Rower due to illness (Race 119 / Event 14)

Item: 17

CHN M8+ rower Yi He has withdrawn as a result of illness. He is replaced by Shunyin Zhang.

Issued by: Patrick Rombaut, President of the Jury.
Time: 11:53
Date: 16 AUG 2008

This decision affects:

RESULTS
SCHEDULE
OTHER

<input type="checkbox"/>
<input type="checkbox"/>
<input checked="" type="checkbox"/>



OFFICIAL COMMUNICATION
 官方通告 / COMMUNICATION OFFICIELLE

SAT 16 AUG 2008

Replacement of CAN LM2x Rower due to illness (Race115 / Event 9)

Item: 18

CAN LM2x rower Douglas Vandor has withdrawn as a result of illness. He is replaced by John Sasi.

Issued by: Patrick Rombaut, President of the Jury
 Time: 12:03
 Date: 16 AUG 2008

This decision affects:

RESULTS
 SCHEDULE
 OTHER

<input type="checkbox"/>
<input type="checkbox"/>
<input checked="" type="checkbox"/>



OFFICIAL COMMUNICATION

官方通告 / COMMUNICATION OFFICIELLE

SAT 16 AUG 2008

Decision on Protest of NZL (Race 99 / Event 9)

Item: 19

The NZL LM2x submitted a protest against the result of their semi-final A/B race on the grounds that the crew was affected by the presence of weed in their lane. The Board of the Jury considered the facts of the protest and concluded that no evidence had been found to support it. Therefore the Protest was rejected.

Issued by: Board of the Jury
Time: 12:26
Date: 16 AUG 2008

This decision affects:

RESULTS
SCHEDULE
OTHER

X



OFFICIAL COMMUNICATION
 官方通告 / COMMUNICATION OFFICIELLE

SAT 16 AUG 2008

Replacement of GER M8+/ M4- Rowers due to Illness (Races 119, 126/ Events 14, 7)Item: 20

GER M4- rower Marco Neumann has withdrawn as a result of illness. He is replaced by Jochen Urban who is originally entered in GER M8+. Jorg Lenigh is replacing Jochen Urban in the M8+ as a consequential substitution.

Issued by: Patrick Rombaut, President of the Jury
 Time: 12:28
 Date: 16 AUG 2008

This decision affects:

RESULTS
 SCHEDULE
 OTHER

<input type="checkbox"/>
<input type="checkbox"/>
<input checked="" type="checkbox"/>



OFFICIAL COMMUNICATION
 官方通告 / COMMUNICATION OFFICIELLE

SAT 16 AUG 2008

Replacement of IRL LM4- Rower due to illness (Race 116 / Event 10)

Item: 21

IRL LM4- rower Gearoid Towe has withdrawn as a result of illness. He is replaced by Richard Coakley.

Issued by: Patrick Rombaut, President of the Jury
 Time: 13:25
 Date: 16 AUG 2008

This decision affects:

RESULTS
 SCHEDULE
 OTHER

<input type="checkbox"/>
<input type="checkbox"/>
<input checked="" type="checkbox"/>



OFFICIAL COMMUNICATION
 官方通告 / COMMUNICATION OFFICIELLE

SAT 16 AUG 2008

Replacement of CZE W2x Rower due to illness (Race 124 / Event 5)

Item: 22

CZE W2x rower Jitka Antosova has withdrawn as a result of illness. She is replaced by Miroslava Knapkova.

Issued by: Patrick Rombaut, President of the Jury
 Time: 13:32
 Date: 16 AUG 2008

This decision affects:

RESULTS
 SCHEDULE
 OTHER

<input type="checkbox"/>
<input type="checkbox"/>
<input checked="" type="checkbox"/>



OFFICIAL COMMUNICATION

官方通告 / COMMUNICATION OFFICIELLE

SAT 16 AUG 2008

Substitution back into NED M8+ (Race 133 / Event 14)

Item: 23

Olivier Siegelaar has returned to good health and has been substituted back into the NED M8+ following a satisfactory medical review of his condition by the FISA doctor.

Issued by: Patrick Rombaut, President of the Jury
Time: 18:04
Date: 16 AUG 2008

This decision affects:

RESULTS
SCHEDULE
OTHER

<input type="checkbox"/>
<input type="checkbox"/>
<input checked="" type="checkbox"/>



OFFICIAL COMMUNICATION
官方通告 / COMMUNICATION OFFICIELLE

SUN 17 AUG 2008

Replacement of GBR W8+ Rowers due to illness (Race 132 / Event 13)

Item: 24

GBR W8+ rowers Natasha Howard and Alison Knowles have withdrawn as a result of illness. They are replaced by Louisa Reeve and Alice Freeman.

Issued by: Patrick Rombaut, President of the Jury
Time: 12:46
Date: 17 AUG 2008

This decision affects:

RESULTS
SCHEDULE
OTHER

<input type="checkbox"/>
<input type="checkbox"/>
<input checked="" type="checkbox"/>



Beijing 2008



Sailing

9-21 August

OFFICIAL RESULTS BOOK





NUMBER OF ENTRIES BY NOC As of 8 AUG 2008
NOC报名人数统计表 / NOMBRE D'INSCRITS PAR CNO

NOC	RS:X Men	RS:X Women	Laser	Laser Radial	Finn	470 Men	470 Women	49er	Tornado	Star	Yngling	Total Boats	Total Sailors
ARG - Argentina	1	1	1	1		1	1		1			7	10
AUS - Australia		1	1	1	1	1	1	1	1	1	1	10	17
AUT - Austria			1			1	1	1	1	1		6	11
BAR - Barbados			1									1	1
BEL - Belgium				1					1			2	3
BLR - Belarus	1			1		1						3	4
BRA - Brazil	1	1	1		1	1	1	1		1		8	12
BUL - Bulgaria		1										1	1
CAN - Canada	1	1	1	1	1	1		1	1		1	9	14
CHI - Chile			1									1	1
CHN - China	1	1	1	1	1	1	1	1	1	1	1	11	18
COL - Colombia	1											1	1
CRO - Croatia	1		1	1	1	1		1		1		7	10
CYP - Cyprus	1	1	1		1							4	4
CZE - Czech Republic			1		1		1					3	4
DEN - Denmark	1	1	1		1			1				5	6
DOM - Dominican Rep.			1									1	1
ESP - Spain	1	1	1	1	1	1	1	1	1		1	10	16
EST - Estonia	1		1									2	2
FIN - Finland		1	1	1	1	1					1	6	9
FRA - France	1	1	1	1	1	1	1	1	1	1	1	11	18
GBR - Great Britain	1	1	1	1	1	1	1	1	1	1	1	11	18
GER - Germany				1			1	1	1	1	1	6	12
GRE - Greece	1	1	1	1	1	1			1		1	8	12
GUA - Guatemala			1									1	1
HKG - Hong Kong, China	1	1										2	2
HUN - Hungary	1	1	1									3	3
INA - Indonesia	1											1	1
IND - India					1							1	1
IRL - Ireland				1	1	1				1		4	6
ISR - Israel	1	1		1		1	1					5	7
ISV - Virgin Islands, US			1									1	1
ITA - Italy	1	1	1	1	1	1	1	1	1	1	1	11	18
JPN - Japan	1	1	1			1	1	1				6	9
KOR - Korea	1		1			1						3	4
LTU - Lithuania				1								1	1
LUX - Luxembourg			1									1	1
MAS - Malaysia			1									1	1
MEX - Mexico	1	1		1								3	3
NED - Netherlands	1		1		1	1	1		1		1	7	12
NOR - Norway		1	1	1	1			1			1	6	9
NZL - New Zealand	1	1	1	1	1	1				1		7	9
PAR - Paraguay				1								1	1
PER - Peru				1								1	1
POL - Poland	1	1	1	1	1	1		1		1		8	11
POR - Portugal	1		1			1		1		1		5	8



NUMBER OF ENTRIES BY NOC As of 8 AUG 2008
 NOC报名人数统计表 / NOMBRE D'INSCRITS PAR CNO

NOC	RS:X Men	RS:X Women	Laser	Laser Radial	Finn	470 Men	470 Women	49er	Tornado	Star	Yngling	Total Boats	Total Sailors
RSA - South Africa											1	1	3
RUS - Russian Fed.	1	1	1	1	1	1					1	7	10
SEY - Seychelles			1									1	1
SIN - Singapore			1	1		1	1					4	6
SLO - Slovenia			1		1	1	1					4	6
SUI - Switzerland	1		1	1		1	1			1		6	9
SVK - Slovakia	1											1	1
SWE - Sweden			1	1	1	1	1	1		1		7	11
THA - Thailand	1	1										2	2
TPE - Chinese Taipei	1											1	1
TUR - Turkey	1	1	1		1	1						5	6
UAE - UA Emirates			1									1	1
UKR - Ukraine	1	1						1	1			4	6
URU - Uruguay			1									1	1
USA - United States	1	1	1	1	1	1	1	1	1	1	1	11	18
VEN - Venezuela	1		1		1							3	3
Total Boats:	35	27	43	28	26	29	19	19	15	16	15	272	
Total Sailors:	35	27	43	28	26	58	38	38	30	32	45		400
Total NOC's:	62												



ENTRY LIST BY EVENT As of 8 AUG 2008

参赛项目报名表 / LISTE DES INSCRITS PAR ÉPREUVE

NOC	Name	Date of Birth	Height m/ft in	Weight kg/lbs
ARG - Argentina	REUTEMANN Mariano Daniel	16 MAR 1977	1.74/5'9"	69/152
BLR - Belarus	ZHUKAVETS Mikalai	13 AUG 1986	1.80/5'11"	73/161
BRA - Brazil	SANTOS Ricardo	8 MAY 1980	1.85/6'1"	70/154
CAN - Canada	PLAVSIC Zac	15 JAN 1983	1.85/6'1"	75/165
CHN - China	WANG Aichen	28 MAR 1985	1.80/5'11"	72/159
COL - Colombia	GRILLO Santiago	27 MAY 1987	1.85/6'1"	70/154
CRO - Croatia	MRATOVIC Luka	7 APR 1987	1.90/6'3"	78/172
CYP - Cyprus	CARIOLOU Andreas	24 NOV 1982	1.81/5'11"	73/161
DEN - Denmark	POULSEN Jonas Kaeldsoe	21 MAR 1985	1.90/6'3"	80/176
ESP - Spain	PASTOR Ivan	18 FEB 1980	1.75/5'9"	69/152
EST - Estonia	AHUN Johannes	22 DEC 1987	1.87/6'2"	76/168
FRA - France	BONTEMPS Julien	1 JUN 1979	1.83/6'0"	72/159
GBR - Great Britain	DEMPSEY Nick	13 AUG 1980	1.80/5'11"	70/154
GRE - Greece	KAKLAMANAKIS Nikolaos	19 AUG 1968	1.77/5'10"	70/154
HKG - Hong Kong, China	CHAN King Yin	13 DEC 1982	1.74/5'9"	63/139
HUN - Hungary	GADORFALVI Aron	5 DEC 1977	1.84/6'0"	70/154
INA - Indonesia	SULAKSANA I Gusti Made Oka	29 APR 1971	1.70/5'7"	70/154
ISR - Israel	ZUBARI Shahar	1 SEP 1986	1.77/5'10"	66/146
ITA - Italy	HEIDEGGER Fabian	4 AUG 1988	1.75/5'9"	65/143
JPN - Japan	TOMIZAWA Makoto	19 JUL 1984	1.81/5'11"	70/154
KOR - Korea	LEE Taehoon	18 MAY 1986	1.80/5'11"	72/159
MEX - Mexico	MIER Y TERAN David	7 AUG 1978	1.70/5'7"	64/141
NED - Netherlands	BOUMAN Casper	2 OCT 1985	1.93/6'4"	79/174
NZL - New Zealand	ASHLEY Tom	11 FEB 1984	1.88/6'2"	70/154
POL - Poland	MIARCZYNSKI Przemyslaw	26 AUG 1979	1.85/6'1"	78/172
POR - Portugal	RODRIGUES Joao	2 NOV 1971	1.78/5'10"	69/152
RUS - Russian Fed.	TOKAREV Alexey	25 JAN 1973		
SUI - Switzerland	STAUFFACHER Richard	28 AUG 1982	1.81/5'11"	71/157
SVK - Slovakia	POLLAK Patrik	6 SEP 1972		
THA - Thailand	BOONSAWAD Ek	30 OCT 1988	1.83/6'0"	70/154
TPE - Chinese Taipei	CHANG Hao	14 NOV 1990	1.73/5'8"	67/148
TUR - Turkey	ICINGIR Ertugrul	22 NOV 1975	1.80/5'11"	72/159
UKR - Ukraine	OBEREMKO Maksym	25 JAN 1978	1.84/6'0"	75/165
USA - United States	BARGER Benjamin	24 DEC 1980	1.83/6'0"	73/161
VEN - Venezuela	FLORES PEREZ Carlos Julio	27 OCT 1980	1.69/5'7"	68/150

Note:
 All changes are available in INFO



ENTRY LIST BY EVENT As of 8 AUG 2008

参赛项目报名表 / LISTE DES INSCRITS PAR ÉPREUVE

NOC	Name	Date of Birth	Height m/ft in	Weight kg/lbs
ARG - Argentina	GUTIERREZ Florencia	21 NOV 1970	1.65/5'5"	60/132
AUS - Australia	CRISP Jessica	19 SEP 1969	1.67/5'6"	55/121
BRA - Brazil	FREITAS Patricia	10 MAR 1990		
BUL - Bulgaria	KONSTANTINOVA Irina	10 JUL 1976	1.65/5'5"	57/126
CAN - Canada	GIRKE Nikola	30 DEC 1977	1.78/5'10"	62/137
CHN - China	YIN Jian	25 DEC 1978	1.70/5'7"	59/130
CYP - Cyprus	CHATZIDAMIANOU Gavriella	30 JUN 1986	1.73/5'8"	60/132
DEN - Denmark	HONORE Bettina	7 APR 1971	1.72/5'8"	60/132
ESP - Spain	ALABAU Marina	31 AUG 1985	1.64/5'5"	55/121
FIN - Finland	PETAJA Tuuli	9 NOV 1983	1.69/5'7"	60/132
FRA - France	MERRET Faustine	13 MAR 1978	1.63/5'4"	54/119
GBR - Great Britain	SHAW Bryony	28 APR 1983	1.65/5'5"	58/128
GRE - Greece	FRAI Athena	17 JAN 1976	1.71/5'7"	61/134
HKG - Hong Kong, China	CHAN Wai Kei	19 MAR 1981	1.70/5'7"	57/126
HUN - Hungary	DETRE Diana	22 NOV 1983	1.70/5'7"	55/121
ISR - Israel	DAVIDOVICH Maayan	21 MAY 1988	1.67/5'6"	58/128
ITA - Italy	SENSINI Alessandra	26 JAN 1970	1.70/5'7"	55/121
JPN - Japan	KOSUGE Yasuko	26 MAY 1974	1.61/5'3"	54/119
MEX - Mexico	VEGA Demita	21 JUL 1983	1.70/5'7"	57/126
NOR - Norway	STAALSTROEM Jannicke	7 SEP 1969	1.68/5'6"	61/134
NZL - New Zealand	KENDALL Barbara	30 AUG 1967	1.68/5'6"	58/128
POL - Poland	KLEPACKA Zofia	26 APR 1986	1.70/5'7"	59/130
RUS - Russian Fed.	BAZYUK Tatiana	18 OCT 1984	1.75/5'9"	88/194
THA - Thailand	TANSAI Napalai	20 MAY 1982	1.73/5'8"	57/126
TUR - Turkey	KOKTENTURK Sedef	22 JUL 1974	1.68/5'6"	53/117
UKR - Ukraine	MASLIVETS Olha	23 JUN 1978	1.70/5'7"	62/137
USA - United States	RIOS Nancy	26 APR 1988	1.57/5'2"	52/115

Note:
All changes are available in INFO



ENTRY LIST BY EVENT As of 8 AUG 2008

参赛项目报名表 / LISTE DES INSCRITS PAR ÉPREUVE

NOC	Name	Date of Birth	Height m/ft in	Weight kg/lbs
ARG - Argentina	ALSOGARAY Julio	11 APR 1980	1.80/5'11"	84/185
AUS - Australia	SLINGSBY Tom	5 SEP 1984	1.86/6'1"	81/179
AUT - Austria	GERITZER Andreas	11 DEC 1977	1.82/6'0"	82/181
BAR - Barbados	DOUGLAS Gregory	25 JUN 1990	1.91/6'3"	82/181
BRA - Brazil	FONTES Bruno	25 SEP 1979	1.75/5'9"	80/176
CAN - Canada	LEIGH Mike	25 NOV 1984	1.79/5'10"	80/176
CHI - Chile	DEL SOLAR GOLDSMITH Matias	29 NOV 1975		
CHN - China	SHEN Sheng	17 JAN 1979	1.83/6'0"	82/181
CRO - Croatia	RADELIC Luka	8 MAR 1981	1.89/6'2"	81/179
CYP - Cyprus	KONTIDES Pavlos	11 FEB 1990	1.83/6'0"	83/183
CZE - Czech Republic	TRCKA Martin	22 MAY 1977	1.88/6'2"	78/172
DEN - Denmark	NYHOLM Anders	30 MAR 1982	1.84/6'0"	80/176
DOM - Dominican Rep.	AGUAYO Raul	9 APR 1981	2.13/7'0"	82/181
ESP - Spain	HERNANDEZ Javier	26 NOV 1983	1.85/6'1"	81/179
EST - Estonia	KARPAK Deniss	18 JUL 1986	1.98/6'6"	82/181
FIN - Finland	COLLURA Pierre Angelo	19 JUL 1989	1.80/5'11"	80/176
FRA - France	BERNAZ Jean Baptiste	18 JUL 1987	1.90/6'3"	79/174
GBR - Great Britain	GOODISON Paul	29 NOV 1977	1.80/5'11"	78/172
GRE - Greece	CHEIMONAS Evangelos	12 APR 1980	1.78/5'10"	80/176
GUA - Guatemala	MAEGLI Juan	21 JUL 1988	1.82/6'0"	80/176
HUN - Hungary	BERECZ Zsombor	26 APR 1986	1.95/6'5"	82/181
ISV - Virgin Islands, US	BARROWS III Thomas	2 NOV 1987	1.85/6'1"	79/174
ITA - Italy	ROMERO Diego	5 DEC 1974	1.70/5'7"	70/154
JPN - Japan	IJIMA Yoichi	21 OCT 1978	1.73/5'8"	72/159
KOR - Korea	HA Jeemin	21 MAR 1989	1.87/6'2"	81/179
LUX - Luxembourg	SCHMIT Marc	3 JUL 1985	1.94/6'4"	78/172
MAS - Malaysia	LIM Leong Keat Kevin	27 SEP 1976	1.83/6'0"	80/176
NED - Netherlands	van SCHAARDENBURG Rutger	8 OCT 1987	1.87/6'2"	80/176
NOR - Norway	RUTH Kristian	23 JUL 1985	1.80/5'11"	76/168
NZL - New Zealand	MURDOCH Andrew	16 JUL 1982	1.83/6'0"	82/181
POL - Poland	GRABOWSKI Maciej	2 MAR 1978		
POR - Portugal	LIMA Gustavo	13 JUL 1977	1.86/6'1"	80/176
RUS - Russian Fed.	LISOVENKO Igor	19 MAR 1988	1.78/5'10"	70/154
SEY - Seychelles	JULIE Allan	23 MAR 1977	1.80/5'11"	80/176
SIN - Singapore	KOH Seng Leong	19 SEP 1983	1.76/5'9"	71/157
SLO - Slovenia	ZBOGAR Vasilij	4 OCT 1975	1.90/6'3"	82/181
SUI - Switzerland	BOTTONI Christoph	21 SEP 1977	1.85/6'1"	80/176
SWE - Sweden	MYRGREN Rasmus	25 NOV 1978	1.75/5'9"	83/183
TUR - Turkey	MUSLUBAS Kemal	30 DEC 1977	1.75/5'9"	78/172
UAE - UA Emirates	MOHAMMAD Adil Khalid	8 OCT 1988	1.67/5'6"	75/165
URU - Uruguay	FOGLIA Alejandro	30 JAN 1984	1.88/6'2"	81/179
USA - United States	CAMPBELL Andrew	3 FEB 1984	1.83/6'0"	82/181
VEN - Venezuela	RUIZ DURANGO Jose Miguel	22 JAN 1980	1.88/6'2"	84/185

Note:
 All changes are available in INFO



ENTRY LIST BY EVENT As of 8 AUG 2008

参赛项目报名表 / LISTE DES INSCRITS PAR ÉPREUVE

NOC	Name	Date of Birth	Height m/ft in	Weight kg/lbs
ARG - Argentina	CARRANZA SAROLI Cecilia	29 DEC 1986	1.64/5'5"	68/150
AUS - Australia	BLANCK Sarah	18 JAN 1977	1.75/5'9"	63/139
BEL - Belgium	Van ACKER Evi	23 SEP 1985	1.71/5'7"	66/146
BLR - Belarus	DROZDOVSKAYA Tatiana	6 DEC 1978	1.75/5'9"	64/141
CAN - Canada	ROSS Lisa	13 MAR 1977	1.65/5'5"	68/150
CHN - China	XU Lijia	30 AUG 1987	1.76/5'9"	65/143
CRO - Croatia	PETRONIJEVIC Mateja	1 SEP 1986	1.72/5'8"	67/148
ESP - Spain	ROMERO Susana	5 SEP 1990	1.73/5'8"	64/141
FIN - Finland	TENKANEN Tuula	11 AUG 1990	1.67/5'6"	62/137
FRA - France	STEYAERT Sarah	27 NOV 1986	1.76/5'9"	68/150
GBR - Great Britain	CLARK Penny	7 MAY 1975	1.65/5'5"	65/143
GER - Germany	NIEMANN Petra	14 AUG 1978	1.63/5'4"	63/139
GRE - Greece	MANTZARAKI Eftychia	12 NOV 1978	1.71/5'7"	70/154
IRL - Ireland	PEELO Ciara	1 OCT 1979	1.64/5'5"	63/139
ISR - Israel	EDELMAN Nufar	19 AUG 1982	1.68/5'6"	68/150
ITA - Italy	NEVIEROV Larissa	18 SEP 1974	1.77/5'10"	70/154
LTU - Lithuania	VOLUNGEVICIUTE Gintare	12 NOV 1982	1.71/5'7"	64/141
MEX - Mexico	ELIAS CALLES Tania	17 APR 1979	1.70/5'7"	63/139
NOR - Norway	GJERPEN Cathrine Margrethe	18 SEP 1987	1.73/5'8"	66/146
NZL - New Zealand	ALEH Jo	15 MAY 1986	1.71/5'7"	62/137
PAR - Paraguay	CERUTTI BOGADO Florencia	12 SEP 1982	1.62/5'4"	69/152
PER - Peru	SCHMIDT Paloma	24 JAN 1987	1.65/5'5"	63/139
POL - Poland	SZOTYNSKA Katarzyna	12 AUG 1980	1.68/5'6"	68/150
RUS - Russian Fed.	CHERNOVA Anastasia	23 NOV 1981	1.72/5'8"	70/154
SIN - Singapore	LO Man Yi	12 MAR 1988	1.64/5'5"	57/126
SUI - Switzerland	BRUGGER Nathalie	25 DEC 1985	1.72/5'8"	68/150
SWE - Sweden	SODERSTROM Karin	28 JAN 1985	1.65/5'5"	
USA - United States	TUNNICLIFFE Anna	17 OCT 1982	1.68/5'6"	66/146

Note:

All changes are available in INFO



ENTRY LIST BY EVENT As of 8 AUG 2008

参赛项目报名表 / LISTE DES INSCRITS PAR ÉPREUVE

NOC	Name	Gender	Date of Birth	Height m/ft in	Weight kg/lbs
AUS - Australia	NOSSITER Anthony	M	5 JUL 1973	1.85/6'1"	100/220
BRA - Brazil	COUTO Eduardo	M	18 MAR 1985	1.80/5'11"	80/176
CAN - Canada	COOK Christopher	M	1 OCT 1974	1.87/6'2"	97/214
CHN - China	ZHANG Peng	M	4 JUN 1981	1.93/6'4"	100/220
CRO - Croatia	KLJAKOVIC-GASPIC Ivan	M	24 MAY 1984	1.90/6'3"	94/207
CYP - Cyprus	PAPADOPOULOS Haris	M	26 OCT 1983	1.89/6'2"	90/198
CZE - Czech Republic	MAIER Michael	M	7 MAY 1964	1.88/6'2"	97/214
DEN - Denmark	HOEGH-CHRISTENSEN Jonas	M	21 MAY 1981	1.86/6'1"	98/216
ESP - Spain	TRUJILLO Rafa	M	14 DEC 1975	1.84/6'0"	104/229
FIN - Finland	NIRKKO Tapio	M	24 AUG 1984	1.94/6'4"	94/207
FRA - France	FLORENT Guillaume	M	13 OCT 1973	1.89/6'2"	95/209
GBR - Great Britain	AINSLIE Ben	M	5 FEB 1977	1.85/6'1"	92/203
GRE - Greece	PAPATHANASIOU Aimilios	M	8 MAY 1973	1.90/6'3"	95/209
IND - India	JOHAL Nachatar Singh	M	15 JUL 1979	1.85/6'1"	98/216
IRL - Ireland	GOODBODY Tim	M	25 JAN 1983	1.80/5'11"	102/225
ITA - Italy	POGGI Giorgio	M	26 AUG 1981	1.85/6'1"	90/198
NED - Netherlands	POSTMA Pieter-Jan	M	10 JAN 1982	1.89/6'2"	92/203
NOR - Norway	MOBERG Peer	M	14 FEB 1971	1.80/5'11"	94/207
NZL - New Zealand	SLATER Dan	M	9 APR 1976	1.83/6'0"	92/203
POL - Poland	SZUKIEL Rafal	M	5 NOV 1976		
RUS - Russian Fed.	SKORNYAKOV Eduard	M	16 OCT 1980	1.84/6'0"	93/205
SLO - Slovenia	VINCEC Gasper	M	5 APR 1981	1.86/6'1"	93/205
SWE - Sweden	BIRGMARK Daniel	M	5 MAR 1973	1.90/6'3"	77/170
TUR - Turkey	TUFEKCI Ali Kemal	M	8 SEP 1973	1.83/6'0"	95/209
USA - United States	RAILEY Zach	M	9 MAY 1984	1.93/6'4"	98/216
VEN - Venezuela	BILBAO BANDE Jhonny Senen	M	9 OCT 1974	1.88/6'2"	95/209

Note:
 All changes are available in INFO

Legend:
 M Man



ENTRY LIST BY EVENT As of 8 AUG 2008

参赛项目报名表 / LISTE DES INSCRITS PAR ÉPREUVE

NOC	Name	Position	Date of Birth	Height m/ft in	Weight kg/lbs
ARG - Argentina	CONTE Javier	Skipper	7 SEP 1975	1.65/5'5"	64/141
	de la FUENTE Juan Maria	Crew	15 AUG 1976	1.82/6'0"	70/154
AUS - Australia	WILMOT Nathan	Skipper	13 DEC 1979	1.83/6'0"	64/141
	PAGE Malcolm	Crew	22 MAR 1972	1.85/6'1"	71/157
AUT - Austria	SCHMID Matthias	Skipper	12 DEC 1980	1.74/5'9"	64/141
	REICHSTAEDTER Florian	Crew	3 JUL 1980	1.79/5'10"	70/154
BLR - Belarus	DESUKEVICH Sergei	Skipper	26 JAN 1983	1.80/5'11"	68/150
	LOGUNOV Pavel	Crew	6 AUG 1984	1.87/6'2"	75/165
BRA - Brazil	SILVA Fabio	Skipper	9 APR 1986	1.72/5'8"	63/139
	ALBRECHT Samuel	Crew	2 SEP 1981	1.80/5'11"	73/161
CAN - Canada	LOCAS Stephane	Skipper	10 JAN 1981	1.70/5'7"	62/137
	BONE Oliver	Crew	29 APR 1981	1.80/5'11"	69/152
CHN - China	WANG Weidong	Skipper	22 DEC 1982	1.68/5'6"	60/132
	DENG Daokun	Crew	22 MAY 1978	1.85/6'1"	82/181
CRO - Croatia	FANTELA Sime	Skipper	19 JAN 1986	1.83/6'0"	66/146
	MARENIC Igor	Crew	2 JAN 1986	1.72/5'8"	70/154
ESP - Spain	BARREIROS Onan	Skipper	3 NOV 1981	1.77/5'10"	66/146
	SARMIENTO Aaron	Crew	26 AUG 1986	1.80/5'11"	72/159
FIN - Finland	LINDGREN Niklas	Skipper	18 MAY 1988	1.75/5'9"	63/139
	ELOMAA Heikki	Crew	9 JUL 1986	1.83/6'0"	75/165
FRA - France	CHARBONNIER Nicolas	Skipper	4 AUG 1981	1.73/5'8"	63/139
	BAUSSET Olivier	Crew	1 FEB 1982	1.80/5'11"	69/152
GBR - Great Britain	ROGERS Nick	Skipper	4 MAR 1977	1.73/5'8"	60/132
	GLANFIELD Joe	Crew	6 AUG 1979	1.83/6'0"	70/154
GRE - Greece	KOSMATOPOULOS Andreas	Skipper	26 SEP 1968	1.73/5'8"	63/139
	PAPADOPOULOS Andreas	Crew	20 DEC 1982	1.88/6'2"	70/154
IRL - Ireland	OWENS Ger	Skipper	13 JUL 1979	1.76/5'9"	60/132
	LAWTON Philip	Crew	7 OCT 1977	1.78/5'10"	68/150
ISR - Israel	KLIGER Gideon	Skipper	30 MAR 1980	1.70/5'7"	60/132
	GAL Ehud	Crew	11 JUN 1979	1.89/6'2"	73/161
ITA - Italy	ZANDONA' Gabrio	Skipper	11 JUN 1977	1.70/5'7"	60/132
	TRANI Andrea	Crew	23 JUL 1977	1.87/6'2"	69/152
JPN - Japan	MATSUNAGA Tetsuya	Skipper	15 APR 1979	1.70/5'7"	57/126
	UENO Taro	Crew	3 SEP 1980	1.82/6'0"	72/159
KOR - Korea	YOON Cheul	Skipper	3 JAN 1971	1.84/6'0"	74/163
	KIM Hyeongtae	Crew	24 APR 1971	1.76/5'9"	71/157
NED - Netherlands	COSTER Sven	Skipper	2 DEC 1978	1.83/6'0"	61/134
	COSTER Kalle	Crew	12 SEP 1982	1.88/6'2"	65/143
NZL - New Zealand	EVANS Carl	Skipper	16 AUG 1990	1.75/5'9"	63/139
	BURLING Peter	Crew	1 JAN 1991	1.85/6'1"	74/163
POL - Poland	PIASECKI Patryk	Skipper	7 AUG 1986		
	ZIEMINSKI Kacper	Crew	4 NOV 1990		
POR - Portugal	MARINHO Alvaro	Skipper	15 MAR 1976	1.77/5'10"	65/143
	NUNES Miguel	Crew	11 AUG 1976	1.80/5'11"	72/159
RUS - Russian Fed.	SHEREMETYEYEV Mikhail	Skipper	28 MAR 1985	1.76/5'9"	60/132
	SHEREMETYEYEV Maxim	Crew	22 DEC 1986	1.77/5'10"	64/141
SIN - Singapore	XU Yuan Zhen	Skipper	25 APR 1985	1.68/5'6"	60/132
	KOH Terence	Crew	24 AUG 1987	1.78/5'10"	67/148



ENTRY LIST BY EVENT As of 8 AUG 2008

参赛项目报名表 / LISTE DES INSCRITS PAR ÉPREUVE

NOC	Name	Position	Date of Birth	Height m/ft in	Weight kg/lbs
SLO - Slovenia	HMELJAK Karlo	Skipper	8 MAR 1983	1.78/5'10"	74/163
	NEVEČNY Mitja	Crew	10 APR 1983	1.83/6'0"	70/154
SUI - Switzerland	ETTER Tobias	Skipper	27 OCT 1980	1.70/5'7"	62/137
	STEIGER Felix	Crew	18 JUL 1980	1.83/6'0"	73/161
SWE - Sweden	DAHLBERG Anton	Skipper	10 MAY 1985	1.73/5'8"	
	OSTLING Sebastian	Crew	2 JUN 1984	1.80/5'11"	
TUR - Turkey	CINAR Deniz	Skipper	8 DEC 1984	1.73/5'8"	64/141
	CINAR Ates	Crew	16 MAY 1986	1.72/5'8"	71/157
USA - United States	McNAY Stuart	Skipper	1 AUG 1981	1.70/5'7"	68/150
	BIEHL Graham	Crew	31 AUG 1986	1.78/5'10"	66/146

Note:
All changes are available in INFO



ENTRY LIST BY EVENT As of 8 AUG 2008

参赛项目报名表 / LISTE DES INSCRITS PAR ÉPREUVE

NOC	Name	Position	Date of Birth	Height m/ft in	Weight kg/lbs
ARG - Argentina	SESTO Maria Fernanda	Skipper	8 OCT 1976	1.60/5'3"	52/115
	MONSEGUR Consuelo	Crew	23 JUN 1970	1.75/5'9"	73/161
AUS - Australia	RECHICHI Elise	Skipper	11 JAN 1986	1.62/5'4"	48/106
	PARKINSON Tessa	Crew	22 SEP 1986	1.77/5'10"	65/143
AUT - Austria	VOGL Sylvia	Skipper	15 DEC 1974	1.68/5'6"	57/126
	FLATSCHER Carolina	Crew	18 MAY 1982	1.69/5'7"	69/152
BRA - Brazil	OLIVEIRA Fernanda	Skipper	19 DEC 1980	1.61/5'3"	51/112
	SWAN Isabel	Crew	18 NOV 1983	1.80/5'11"	72/159
CHN - China	WEN Yimei	Skipper	21 NOV 1982	1.70/5'7"	55/121
	YU Chunyan	Crew	18 APR 1985	1.76/5'9"	69/152
CZE - Czech Republic	SMIDOVA Lenka	Skipper	26 MAR 1975	1.74/5'9"	59/130
	MRZILKOVA Lenka	Crew	17 JAN 1988	1.70/5'7"	58/128
ESP - Spain	VIA DUFRESNE Natalia	Skipper	10 JUN 1973	1.78/5'10"	65/143
	TUTZO Laia Lluisa	Crew	9 OCT 1980	1.65/5'5"	55/121
FRA - France	PETITJEAN Ingrid	Skipper	11 DEC 1980	1.66/5'5"	49/108
	LEMAITRE Gwendolyn	Crew	4 SEP 1986	1.75/5'9"	61/134
GBR - Great Britain	BASSADONE Christina	Skipper	27 DEC 1981	1.73/5'8"	58/128
	CLARK Saskia	Crew	23 AUG 1979	1.76/5'9"	65/143
GER - Germany	ROTHWEILER Stefanie	Skipper	28 JUL 1979	1.70/5'7"	58/128
	KUSSATZ Vivien	Crew	15 AUG 1972	1.71/5'7"	64/141
ISR - Israel	KORNECKI Nike	Skipper	18 AUG 1982	1.60/5'3"	50/110
	BOUSKILA Vered	Crew	23 MAY 1983	1.80/5'11"	70/154
ITA - Italy	CONTI Giulia	Skipper	4 NOV 1985	1.73/5'8"	63/139
	MICOL Giovanna	Crew	18 APR 1982	1.78/5'10"	65/143
JPN - Japan	KONDO Ai	Skipper	5 NOV 1980	1.60/5'3"	57/126
	KAMATA Naoko	Crew	7 JUN 1983	1.69/5'7"	67/148
NED - Netherlands	de KONING Marcelien	Skipper	10 MAY 1978	1.74/5'9"	56/123
	BERKHOUT Lobke	Crew	11 NOV 1980	1.83/6'0"	70/154
SIN - Singapore	TOH Liying	Skipper	2 APR 1985		
	ONG Deborah Huimin	Crew	18 SEP 1990		
SLO - Slovenia	DEKLEVA Vesna	Skipper	6 APR 1975	1.60/5'3"	59/130
	MAUCEC Klara	Crew	12 DEC 1977	1.76/5'9"	69/152
SUI - Switzerland	ROL Emmanuelle	Skipper	6 AUG 1986	1.69/5'7"	52/115
	THILO Anne-Sophie	Crew	3 DEC 1987	1.79/5'10"	66/146
SWE - Sweden	TORGERSSON Therese	Skipper	28 MAR 1976	1.67/5'6"	61/134
	SANTEN Vendela	Crew	11 JUN 1978	1.76/5'9"	68/150
USA - United States	CLARK Amanda	Skipper	26 MAR 1982	1.60/5'3"	57/126
	MERGENTHALER Sara	Crew	21 APR 1979	1.68/5'6"	64/141

Note:
 All changes are available in INFO



ENTRY LIST BY EVENT As of 8 AUG 2008

参赛项目报名表 / LISTE DES INSCRITS PAR ÉPREUVE

NOC	Name	Position	Gender	Date of Birth	Height m/ft in	Weight kg/lbs
AUS - Australia	OUTTERIDGE Nathan	Skipper	M	28 JAN 1986	1.78/5'10"	71/157
	AUSTIN Ben	Crew	M	16 JUL 1982	1.85/6'1"	78/172
AUT - Austria	DELLE KARTH Nico Luca Marc	Skipper	M	21 JAN 1984	1.80/5'11"	68/150
	RESCH Nikolaus	Crew	M	30 AUG 1984	1.88/6'2"	79/174
BRA - Brazil	FONSECA Andre	Skipper	M	8 AUG 1978	1.74/5'9"	78/172
	DUARTE Rodrigo	Crew	M	1 MAY 1980	1.77/5'10"	70/154
CAN - Canada	COOK Gordon	Skipper	M	3 DEC 1978	1.78/5'10"	76/168
	REMOCKER Ben	Crew	M	29 NOV 1978	1.73/5'8"	75/165
CHN - China	LI Fei	Skipper	M	22 MAR 1982	1.70/5'7"	65/143
	HU Xianqiang	Crew	M	13 MAR 1983	1.85/6'1"	85/187
CRO - Croatia	KOSTOV Pavle	Skipper	M	28 SEP 1987	1.82/6'0"	75/165
	CUPAC Petar	Crew	M	1 FEB 1980	1.82/6'0"	75/165
DEN - Denmark	WARRER Jonas	Skipper	M	22 MAR 1979	1.81/5'11"	69/152
	IBSEN Martin Kirketerp	Crew	M	13 JUL 1982	1.88/6'2"	80/176
ESP - Spain	MARTINEZ de LIZARDUY Iker	Skipper	M	16 JUN 1977	1.73/5'8"	70/154
	FERNANDEZ Xabier	Crew	M	19 OCT 1976	1.81/5'11"	81/179
FRA - France	DYEN Emmanuel	Skipper	M	29 JUN 1979	1.80/5'11"	69/152
	ROCHERIEUX Yann	Crew	M	13 JAN 1983	1.87/6'2"	79/174
GBR - Great Britain	MORRISON Stevie	Skipper	M	25 NOV 1978	1.78/5'10"	70/154
	RHODES Ben	Crew	M	10 MAY 1981	1.83/6'0"	72/159
GER - Germany	PECKOLT Jan Peter	Skipper	M	4 MAY 1981	1.84/6'0"	74/163
	PECKOLT Hannes	Crew	M	18 NOV 1982	1.79/5'10"	73/161
ITA - Italy	SIBELLO Piero	Skipper	M	28 JUN 1979	1.87/6'2"	70/154
	SIBELLO Gianfranco	Crew	M	4 OCT 1975	1.88/6'2"	76/168
JPN - Japan	ISHIBASHI Akira	Skipper	M	17 OCT 1973	1.71/5'7"	70/154
	MAKINO Yukio	Crew	M	6 MAY 1980	1.83/6'0"	72/159
NOR - Norway	GUNDERSEN Christopher	Skipper	M	16 OCT 1983	1.80/5'11"	75/165
	BOVIM Frode	Crew	M	22 AUG 1977	1.81/5'11"	76/168
POL - Poland	CZAJKOWSKI Marcin	Skipper	M	9 JAN 1982		
	KIERKOWSKI Krzysztof	Crew	M	10 OCT 1980	1.90/6'3"	80/176
POR - Portugal	LIMA Jorge	Skipper	M	29 JAN 1981	1.72/5'8"	74/163
	ANDRADE Francisco	Crew	M	6 AUG 1980	1.72/5'8"	83/183
SWE - Sweden	LINDBERG Jonas	Skipper	M	17 APR 1981	1.78/5'10"	
	TORLEN Karl	Crew	M	25 SEP 1985	1.87/6'2"	
UKR - Ukraine	LUKA Rodion	Skipper	M	29 OCT 1972	1.70/5'7"	63/139
	LEONCHUK Georgii	Crew	M	24 MAY 1974	1.93/6'4"	82/181
USA - United States	WADLOW Tim	Skipper	M	23 JUL 1974	1.88/6'2"	75/165
	RAST Chris	Crew	M	21 MAY 1972	1.78/5'10"	69/152

Note:
 All changes are available in INFO

Legend:
 M Man



ENTRY LIST BY EVENT As of 8 AUG 2008

参赛项目报名表 / LISTE DES INSCRITS PAR ÉPREUVE

NOC	Name	Position	Gender	Date of Birth	Height m/ft in	Weight kg/lbs
ARG - Argentina	LANGE Santiago	Skipper	M	22 SEP 1961	1.84/6'0"	75/165
	ESPINOLA Carlos	Crew	M	5 OCT 1971	1.75/5'9"	72/159
AUS - Australia	BUNDOCK Darren	Skipper	M	21 MAR 1971	1.80/5'11"	70/154
	ASHBY Glenn	Crew	M	1 SEP 1977	1.70/5'7"	76/168
AUT - Austria	HAGARA Roman	Skipper	M	30 APR 1966	1.71/5'7"	68/150
	STEINACHER Hans Peter	Crew	M	9 SEP 1968	1.80/5'11"	73/161
BEL - Belgium	BROUWER Carolijn	Skipper	W	25 JUL 1973	1.82/6'0"	63/139
	GODEFROID Sebastien	Crew	M	19 MAR 1971	1.83/6'0"	88/194
CAN - Canada	JOHANSSON Oskar	Skipper	M	23 JUN 1977	1.83/6'0"	80/176
	STITTLE Kevin	Crew	M	18 JUL 1979	1.78/5'10"	66/146
CHN - China	LUO Youjia	Skipper	M	13 SEP 1977	1.78/5'10"	75/165
	CHEN Xiuke	Crew	M	31 DEC 1976	1.83/6'0"	73/161
ESP - Spain	ECHAVARRI Fernando	Skipper	M	13 AUG 1972	1.80/5'11"	72/159
	PAZ Anton	Crew	M	8 AUG 1976	1.75/5'9"	71/157
FRA - France	REVIL Xavier	Skipper	M	28 MAY 1971	1.76/5'9"	68/150
	ESPAGNON Christophe	Crew	M	6 JAN 1976	1.75/5'9"	79/174
GBR - Great Britain	McMILLAN Leigh	Skipper	M	24 OCT 1980	1.73/5'8"	68/150
	HOWDEN Will	Crew	M	14 FEB 1977	1.83/6'0"	78/172
GER - Germany	POLGAR Johannes	Skipper	M	25 AUG 1977	1.83/6'0"	74/163
	SPALTEHOLZ Florian	Crew	M	4 MAR 1977	1.77/5'10"	70/154
GRE - Greece	PASCHALIDIS Iordanis	Skipper	M	1 FEB 1967	1.73/5'8"	70/154
	TRIGKONIS Konstantinos	Crew	M	2 JUL 1970	1.82/6'0"	76/168
ITA - Italy	MARCOLINI Francesco	Skipper	M	1 JUN 1971	1.74/5'9"	71/157
	BIANCHI Edoardo	Crew	M	25 MAY 1985	1.91/6'3"	72/159
NED - Netherlands	BOOTH Mitch	Skipper	M	4 JAN 1963	1.69/5'7"	78/172
	NIEUWENHUIS Pim	Crew	M	23 DEC 1976	1.78/5'10"	75/165
UKR - Ukraine	KALYNCHYCH Pavlo	Skipper	M	6 JUN 1981	1.83/6'0"	74/163
	SHAFRANYUK Andriy	Crew	M	9 FEB 1984	1.78/5'10"	84/185
USA - United States	LOVELL Johnny	Skipper	M	11 OCT 1967	1.70/5'7"	77/170
	OGLETREE Charlie	Crew	M	11 OCT 1967	1.75/5'9"	70/154

Note:
 All changes are available in INFO

Legend:
M Man **W** Woman



ENTRY LIST BY EVENT As of 8 AUG 2008

参赛项目报名表 / LISTE DES INSCRITS PAR ÉPREUVE

NOC	Name	Position	Date of Birth	Height m/ft in	Weight kg/lbs
AUS - Australia	MURRAY Iain	Skipper	14 APR 1958	1.83/6'0"	110/243
	PALFREY Andrew	Crew	26 JAN 1967	1.93/6'4"	96/212
AUT - Austria	SPITZAUER Johann	Skipper	1 MAR 1965	1.80/5'11"	90/198
	NEHAMMER Hans Christian	Crew	26 MAY 1976	1.90/6'3"	108/238
BRA - Brazil	SCHEIDT Robert	Skipper	15 APR 1973	1.88/6'2"	78/172
	PRADA Bruno	Crew	31 JUL 1971	1.85/6'1"	100/220
CHN - China	LI Hongquan	Skipper	29 SEP 1969	1.85/6'1"	85/187
	WANG He	Crew	9 NOV 1988	1.90/6'3"	100/220
CRO - Croatia	LOVROVIC Marin	Skipper	16 JUN 1973	1.86/6'1"	100/220
	MIKULICIC Sinisa	Crew	16 OCT 1983	1.75/5'9"	100/220
FRA - France	ROHART Xavier	Skipper	1 JUL 1968	1.88/6'2"	100/220
	RAMBEAU Pascal	Crew	14 APR 1972	1.94/6'4"	100/220
GBR - Great Britain	PERCY Iain	Skipper	21 MAR 1976	1.85/6'1"	92/203
	SIMPSON Andrew	Crew	17 DEC 1976	1.85/6'1"	104/229
GER - Germany	PICKEL Marc	Skipper	12 DEC 1971	1.96/6'5"	102/225
	BORKOWSKI Ingo	Crew	2 OCT 1971	1.85/6'1"	83/183
IRL - Ireland	O'LEARY Peter	Skipper	29 MAR 1983	1.88/6'2"	88/194
	MILNE Stephen	Crew	25 JUL 1985	1.90/6'3"	105/231
ITA - Italy	NEGRI Diego	Skipper	16 APR 1971	1.82/6'0"	92/203
	VIALE Luigi	Crew	5 NOV 1978	1.94/6'4"	103/227
NZL - New Zealand	PEPPER Hamish	Skipper	13 MAY 1971	1.76/5'9"	82/181
	WILLIAMS Carl	Crew	9 JUN 1981	1.95/6'5"	110/243
POL - Poland	KUSZNIEREWICZ Mateusz	Skipper	29 APR 1975	1.93/6'4"	100/220
	ZYCKI Dominik	Crew	15 FEB 1974		
POR - Portugal	DOMINGOS Afonso	Skipper	29 JUL 1969	1.74/5'9"	83/183
	PLANTIER SANTOS Bernardo	Crew	17 JUL 1980	1.92/6'4"	112/247
SUI - Switzerland	MARAZZI Flavio	Skipper	7 FEB 1978	1.91/6'3"	100/220
	de MARIA Enrico	Crew	20 DEC 1976	1.90/6'3"	99/218
SWE - Sweden	LOOF Fredrik	Skipper	13 DEC 1969	1.90/6'3"	97/214
	EKSTROM Anders	Crew	16 JAN 1981	1.81/5'11"	102/225
USA - United States	DANE III John	Skipper	15 JUL 1950	1.91/6'3"	99/218
	SPERRY Austin	Crew	11 MAY 1978	1.85/6'1"	102/225

Note:
 All changes are available in INFO



ENTRY LIST BY EVENT As of 8 AUG 2008

参赛项目报名表 / LISTE DES INSCRITS PAR ÉPREUVE

NOC	Name	Position	Date of Birth	Height m/ft in	Weight kg/lbs
AUS - Australia	WEIR Krystal	Skipper	15 JAN 1985	1.68/5'6"	65/143
	GOJNICH Karyn	Crew 1	27 DEC 1960	1.71/5'7"	70/154
	FARRELL Angela	Crew 2	20 SEP 1981	1.67/5'6"	58/128
CAN - Canada	PROVAN Jennifer	Skipper	3 JUN 1978	1.65/5'5"	60/132
	HENDERSON Martha	Crew 1	24 APR 1968	1.65/5'5"	68/150
	ABBOTT Katie	Crew 2	8 DEC 1986	1.64/5'5"	63/139
CHN - China	SONG Xiaqun	Skipper	22 AUG 1977	1.73/5'8"	61/134
	YU Yanli	Crew 1	26 MAR 1980	1.79/5'10"	68/150
	LI Xiaoni	Crew 2	10 MAY 1986	1.74/5'9"	66/146
ESP - Spain	AZON Monica	Skipper	19 OCT 1972	1.64/5'5"	60/132
	AZON Sandra	Crew 1	12 NOV 1973	1.71/5'7"	68/150
	PISONERO Graciela	Crew 2	3 AUG 1982	1.70/5'7"	83/183
FIN - Finland	LEHTINEN Silja	Skipper	5 NOV 1985	1.68/5'6"	63/139
	KLEMETZ Maria	Crew 1	28 DEC 1976	1.80/5'11"	72/159
	VARESMÅA Livia	Crew 2	14 JUL 1975	1.79/5'10"	67/148
FRA - France	le HELLEY Anne	Skipper	30 MAY 1971	1.58/5'2"	61/134
	LEPESANT Catherine	Crew 1	5 FEB 1972	1.62/5'4"	54/119
	GERECHT Julie	Crew 2	28 NOV 1979	1.86/6'1"	81/179
GBR - Great Britain	AYTON Sarah	Skipper	9 APR 1980	1.67/5'6"	63/139
	WEBB Sarah	Crew 1	13 JAN 1977	1.76/5'9"	68/150
	WILSON Pippa	Crew 2	7 FEB 1986	1.71/5'7"	63/139
GER - Germany	SCHUEMANN Ulli	Skipper	30 JAN 1973	1.63/5'4"	62/137
	HOEPFNER Ute	Crew 1	16 NOV 1979	1.63/5'4"	62/137
	BLECK Julia	Crew 2	6 MAR 1985	1.68/5'6"	70/154
GRE - Greece	BEKATOROU Sofia	Skipper	26 DEC 1977	1.72/5'8"	64/141
	PAPADOPOULOU Sofia	Crew 1	19 NOV 1983	1.66/5'5"	65/143
	KRAVARIOTI Virginia	Crew 2	27 APR 1984	1.66/5'5"	69/152
ITA - Italy	CALLIGARIS Chiara	Skipper	8 NOV 1971	1.67/5'6"	57/126
	SCOGNAMILLO Francesca	Crew 1	17 MAR 1982	1.69/5'7"	87/192
	PIGNOLO Giulia	Crew 2	26 JUL 1980	1.65/5'5"	57/126
NED - Netherlands	MULDER Mandy	Skipper	3 AUG 1987	1.70/5'7"	61/134
	BES Annemieke	Crew 1	16 MAR 1978	1.77/5'10"	70/154
	WITTEVEEN Merel	Crew 2	12 MAY 1985	1.74/5'9"	64/141
NOR - Norway	SUNDBY Siren	Skipper	2 DEC 1982	1.65/5'5"	54/119
	FREDRIKSEN Lise Birgitte	Crew 1	24 OCT 1979	1.78/5'10"	75/165
	KOEFOED Alexandra	Crew 2	25 MAR 1978	1.73/5'8"	65/143
RSA - South Africa	PROVOYEUR Dominique	Skipper	3 MAR 1977	1.68/5'6"	55/121
	REW Kim	Crew 1	26 JUN 1975	1.68/5'6"	68/150
	ALISON Penny	Crew 2	10 AUG 1983	1.75/5'9"	77/170
RUS - Russian Fed.	SKUDINA Ekaterina	Skipper	21 MAR 1981	1.70/5'7"	55/121
	KRUTSKIKH Diana	Crew 1	20 SEP 1977	1.78/5'10"	65/143
	IVANOVA Natalia	Crew 2	11 JUN 1984	1.68/5'6"	62/137
USA - United States	BARKOW Sally	Skipper	10 JUL 1980	1.68/5'6"	82/181
	HOWE Carrie	Crew 1	13 MAY 1981	1.68/5'6"	54/119
	CAPOZZI Deborah	Crew 2	9 JUL 1981	1.63/5'4"	63/139

Note:
 All changes are available in INFO



QINGDAO OLYMPIC SAILING CENTRE
青岛奥林匹克帆船中心
COV DE QINGDAO

WED 星期三 MER
20 AUG 2008

SAILING
帆船 / VOILE

RS:X MEN
男子帆板 / RS:X - HOMMES



MEDALLISTS

奖牌记录表 / MÉDAILLÉS - INDIVIDUELS

Medal	Name	NOC
GOLD	ASHLEY Tom	NZL - New Zealand
SILVER	BONTEMPS Julien	FRA - France
BRONZE	ZUBARI Shaha	ISR - Israel



QINGDAO OLYMPIC SAILING CENTRE

青岛奥林匹克帆船中心
COV DE QINGDAO

WED 星期三 MER
20 AUG 2008

SAILING

帆船 / VOILE

RS:X WOMEN

女子帆板 / RS:X - FEMMES



MEDALLISTS

奖牌记录表 / MÉDAILLÉS - INDIVIDUELS

Medal	Name	NOC
GOLD	YIN Jian	CHN - China
SILVER	SENSINI Alessandra	ITA - Italy
BRONZE	SHAW Bryony	GBR - Great Britain



QINGDAO OLYMPIC SAILING CENTRE
青岛奥林匹克帆船中心
COV DE QINGDAO

TUE 星期二 MAR
19 AUG 2008

SAILING
帆船 / VOILE

LASER
男子单人艇-激光级 / LASER



MEDALLISTS

奖牌记录表 / MÉDAILLÉS - INDIVIDUELS

Medal	Name	NOC
GOLD	GOODISON Paul	GBR - Great Britain
SILVER	ZBOGAR Vasilij	SLO - Slovenia
BRONZE	ROMERO Diego	ITA - Italy



QINGDAO OLYMPIC SAILING CENTRE
青岛奥林匹克帆船中心
COV DE QINGDAO

TUE 星期二 MAR
19 AUG 2008

SAILING
帆船 / VOILE

LASER RADIAL
激光雷迪尔级 / LASER RADIAL



MEDALLISTS

奖牌记录表 / MÉDAILLÉS - INDIVIDUELS

Medal	Name	NOC
GOLD	TUNNICLIFFE Anna	USA - United States
SILVER	VOLUNGEVICIUTE Gintare	LTU - Lithuania
BRONZE	XU Lijia	CHN - China



QINGDAO OLYMPIC SAILING CENTRE
青岛奥林匹克帆船中心
COV DE QINGDAO

SUN 星期日 DIM
17 AUG 2008

SAILING
帆船 / VOILE

FINN
重量级艇 - 芬兰人级 / FINN



MEDALLISTS

奖牌记录表 / MÉDAILLÉS - INDIVIDUELS

Medal	Name	NOC
GOLD	AINSLIE Ben	GBR - Great Britain
SILVER	RAILEY Zach	USA - United States
BRONZE	FLORENT Guillaume	FRA - France



QINGDAO OLYMPIC SAILING CENTRE
青岛奥林匹克帆船中心
COV DE QINGDAO

MON 星期一 LUN
18 AUG 2008

SAILING
帆船 / VOILE

470 MEN
男子双人艇-470级 / 470 - HOMMES



MEDALLISTS

奖牌记录表 / MÉDAILLÉS - PAR ÉQUIPES

Medal	NOC	Name
GOLD	AUS - Australia	WILMOT Nathan PAGE Malcolm
SILVER	GBR - Great Britain	ROGERS Nick GLANFIELD Joe
BRONZE	FRA - France	CHARBONNIER Nicolas BAUSSET Olivier



QINGDAO OLYMPIC SAILING CENTRE
青岛奥林匹克帆船中心
COV DE QINGDAO

MON 星期一 LUN
18 AUG 2008

SAILING
帆船 / VOILE

470 WOMEN
女子双人艇-470级 / 470 - FEMMES



MEDALLISTS

奖牌记录表 / MÉDAILLÉS - PAR ÉQUIPES

Medal	NOC	Name
GOLD	AUS - Australia	RECHICHI Elise PARKINSON Tessa
SILVER	NED - Netherlands	de KONING Marcelien BERKHOUT Lobke
BRONZE	BRA - Brazil	OLIVEIRA Fernanda SWAN Isabel



QINGDAO OLYMPIC SAILING CENTRE
青岛奥林匹克帆船中心
COV DE QINGDAO

SUN 星期日 DIM
17 AUG 2008

SAILING
帆船 / VOILE

49ER
快速艇-49人级 / 49ER



MEDALLISTS

奖牌记录表 / MÉDAILLÉS - PAR ÉQUIPES

Medal	NOC	Name
GOLD	DEN - Denmark	WARRER Jonas IBSEN Martin Kirketerp
SILVER	ESP - Spain	MARTINEZ de LIZARDUY Iker FERNANDEZ Xabier
BRONZE	GER - Germany	PECKOLT Jan Peter PECKOLT Hannes



MEDALLISTS

奖牌记录表 / MÉDAILLÉS - PAR ÉQUIPES

Medal	NOC	Name
GOLD	ESP - Spain	ECHAVARRI Fernando PAZ Anton
SILVER	AUS - Australia	BUNDOCK Darren ASHBY Glenn
BRONZE	ARG - Argentina	LANGE Santiago ESPINOLA Carlos



MEDALLISTS

奖牌记录表 / MÉDAILLÉS - PAR ÉQUIPES

Medal	NOC	Name
GOLD	GBR - Great Britain	PERCY Iain SIMPSON Andrew
SILVER	BRA - Brazil	SCHEIDT Robert PRADA Bruno
BRONZE	SWE - Sweden	LOOF Fredrik EKSTROM Anders



QINGDAO OLYMPIC SAILING CENTRE
青岛奥林匹克帆船中心
COV DE QINGDAO

SUN 星期日 DIM
17 AUG 2008

SAILING
帆船 / VOILE

YNGLING
女子龙骨艇 - 英凌级 / YNGLING



MEDALLISTS

奖牌记录表 / MÉDAILLÉS - PAR ÉQUIPES

Medal	NOC	Name
GOLD	GBR - Great Britain	AYTON Sarah WEBB Sarah WILSON Pippa
SILVER	NED - Netherlands	MULDER Mandy BES Annemieke WITTEVEEN Merel
BRONZE	GRE - Greece	BEKATOROU Sofia PAPADOPOULOU Sofia KRAVARIOTI Virginia



MEDAL STANDINGS As of 21 AUG 2008
 奖牌统计表 / CLASSEMENT DES MÉDAILLES

AFTER 11 OF 11 EVENTS

Rank	NOC	Men				Women				Open				Total				Rank By Total
		G	S	B	T	G	S	B	T	G	S	B	T	G	S	B	T	
1	GBR - Great Britain	2	1		3	1		1	2	1			1	4	1	1	6	1
2	AUS - Australia	1			1	1			1		1		1	2	1		3	=2
3	ESP - Spain									1	1		2	1	1		2	=4
3	USA - United States					1			1		1		1	1	1		2	=4
5	CHN - China					1		1	2					1		1	2	=4
6	DEN - Denmark									1			1	1			1	=10
6	NZL - New Zealand	1			1									1			1	=10
8	NED - Netherlands						2		2						2		2	=4
9	FRA - France		1	1	2							1	1		1	2	3	=2
10	BRA - Brazil		1		1			1	1						1	1	2	=4
10	ITA - Italy			1	1		1		1						1	1	2	=4
12	LTU - Lithuania						1		1						1		1	=10
12	SLO - Slovenia		1		1										1		1	=10
14	ARG - Argentina											1	1			1	1	=10
14	GER - Germany											1	1			1	1	=10
14	GRE - Greece							1	1							1	1	=10
14	ISR - Israel			1	1											1	1	=10
14	SWE - Sweden			1	1											1	1	=10
Total:		4	4	4	12	4	4	4	12	3	3	3	9	11	11	11	33	

Legend:
 = Equal sign indicates that two or more NOCs share the same rank by total **G** Gold **S** Silver **B** Bronze **T** Total



FLEET OVERALL As of 20 AUG 2008

N轮后单项总成绩表 / CLASSEMENT GÉNÉRAL - APRÈS N COURSES

AFTER 11 RACES

Place	Name	Pos	NOC Code	Points per Race										Medal Race	Total Pts	Net Pts
				1	2	3	4	5	6	7	8	9	10			
1	ASHLEY Tom	S	NZL	4	7	7	1	5	5	3	6	8	(32)	6	84	52
2	BONTEMPS Julien	S	FRA	(13)	1	5	4	10	8	2	10	2	3	8	66	53
3	ZUBARI Shahar	S	ISR	1	3	1	3	17	6	(19)	18	1	4	4	77	58
4	DEMPSEY Nick	S	GBR	11	9	3	2	1	7	(17)	5	3	5	14	77	60
5	SANTOS Ricardo	S	BRA	12	6	13	7	6	3	6	7	5	(33)	12	110	77
6	CHAN King Yin	S	HKG	5	4	2	5	3	(33)	21	27	7	8	2	117	84
7	WANG Aichen	S	CHN	2	8	9	16	2	14	(22)	14	19	1	10	117	95
8	KAKLAMANAKIS Nikolaos	S	GRE	10	2	12	11	8	10	5	(15)	10	7	22 OCS	112	97
9	PASTOR Ivan	S	ESP	8	13	(18)	18	16	9	4	4	6	15	16	127	109
10	TOMIZAWA Makoto	S	JPN	6	20	6	14	7	23	8	(36) DSQ	12	2	18	152	116
11	RODRIGUES Joao	S	POR	18	10	10	8	14	16	9	3	13	(19)	-	120	101
12	OBEREMKO Maksym	S	UKR	3	16	4	9	13	11	24	(36) DSQ	11	12	-	139	103
13	CARIOLOU Andreas	S	CYP	7	17	14	10	11	17	11	(19)	14	10	-	130	111
14	STAUFFACHER Richard	S	SUI	9	11	11	13	9	18	15	8	17	(22)	-	133	111
15	BOUMAN Casper	S	NED	20	(27)	21	22	4	1	1	2	20	21	-	139	112
16	MIARCZYNSKI Przemyslaw	S	POL	17	21	(27)	20	15	2	7	1	15	18	-	143	116
17	MIER Y TERAN David	S	MEX	16	5	17	6	12	(29)	23	21	4	25	-	158	129
18	LEE Taehoon	S	KOR	22	14	20	15	20	(25)	13	11	9	9	-	158	133
19	GADORFALVI Aron	S	HUN	15	19	16	12	24	(26)	10	9	18	13	-	162	136
20	HEIDEGGER Fabian	S	ITA	14	12	8	17	18	13	18	(24)	21	17	-	162	138
21	REUTEMANN Mariano Daniel	S	ARG	(25)	18	19	23	25	15	16	16	16	20	-	193	168
22	ICINGIR Ertugrul	S	TUR	(36) DSQ	28	15	19	27	19	12	23	23	6	-	208	172



FLEET OVERALL As of 20 AUG 2008

N轮后单项总成绩表 / CLASSEMENT GÉNÉRAL - APRÈS N COURSES

AFTER 11 RACES

Place	Name	Pos	NOC Code	Points per Race										Medal Race	Total Pts	Net Pts
				1	2	3	4	5	6	7	8	9	10			
23	PLAVSIC Zac	S	CAN	23	25	22	21	(30)	12	26	12	29	11	-	211	181
24	POULSEN Jonas Kaeldsoe	S	DEN	28	26	30	29	(35)	4	14	13	34	23	-	236	201
25	BOONSAWAD Ek	S	THA	19	15	28	25	19	24	(33)	20	27	26	-	236	203
26	BARGER Benjamin	S	USA	21	22	24	26	26	(32)	25	17	25	31	-	249	217
27	SULAKSANA I Gusti Made Oka	S	INA	24	24	23	27	22	31	28	30	(36) DNF	16	-	261	225
28	ZHUKAVETS Mikalai	S	BLR	27	23	26	24	29	21	(32)	26	26	27	-	261	229
29	FLORES PEREZ Carlos Julio	S	VEN	32	33	33	(35)	21	22	27	28	22	14	-	267	232
30	POLLAK Patrik	S	SVK	26	30	25	30	23	28	(31)	29	28	24	-	274	243
31	CHANG Hao	S	TPE	31	29	31	28	28	20	34	(36) DNF	24	35	-	296	260
32	MRATOVIC Luka	S	CRO	29	32	(34)	33	34	34	20	22	32	29	-	299	265
33	AHUN Johannes	S	EST	(34)	34	32	34	31	30	29	25	30	28	-	307	273
34	TOKAREV Alexey	S	RUS	33	31	(35)	32	32	27	30	31	33	30	-	314	279
35	GRILLO Santiago	S	COL	30	35	29	31	33	35	35	(36) DNF	31	34	-	329	293

Legend:

(x) Excluded score
OCS On the course side

DNF Did not finish
Pts points

DSQ Disqualification
S Skipper



FLEET OVERALL - PROGRESSIVE As of 20 AUG 2008
 名次汇总表 / CLASSEMENT GÉNÉRAL - EN COURS

Name	Pos	NOC Code	Overall Position (Rank) after each race										Medal
			1	2	3	4	5	6	7	8	9	10	
ASHLEY Tom	S	NZL	4	4	3	3	4	2	1	2	1	3	1
BONTEMPS Julien	S	FRA	13	6	4	4	5	3	2	3	3	1	2
ZUBARI Shahar	S	ISR	1	1	1	1	1	4	3	5	4	4	3
DEMPSEY Nick	S	GBR	11	9	7	5	3	5	4	1	2	2	4
SANTOS Ricardo	S	BRA	12	7	9	9	9	6	6	4	5	5	5
CHAN King Yin	S	HKG	5	2	2	2	2	1	5	8	7	7	6
WANG Aichen	S	CHN	2	3	5	7	6	8	8	7	10	8	7
KAKLAMANAKIS Nikolaos	S	GRE	10	5	8	8	8	7	7	6	6	6	8
PASTOR Ivan	S	ESP	8	12	16	16	16	15	12	11	8	9	9
TOMIZAWA Makoto	S	JPN	6	14	11	12	10	9	10	15	14	10	10
RODRIGUES Joao	S	POR	18	16	15	13	14	13	11	9	9	11	11
OBBEREMKO Maksym	S	UKR	3	8	6	6	7	11	9	13	12	12	12
CARIOLOU Andreas	S	CYP	7	13	14	14	13	14	15	16	16	13	13
STAUFFACHER Richard	S	SUI	9	10	10	11	12	10	13	12	13	14	14
BOUMAN Casper	S	NED	20	23	23	22	18	17	14	10	11	15	15
MIARCZYNSKI Przemyslaw	S	POL	17	20	21	19	20	18	17	14	15	16	16
MIER Y TERAN David	S	MEX	16	11	13	10	11	12	16	17	17	17	17
LEE Taehoon	S	KOR	22	19	18	18	19	20	20	20	20	18	18
GADORFALVI Aron	S	HUN	15	18	17	17	17	19	19	19	19	19	19
HEIDEGGER Fabian	S	ITA	14	15	12	15	15	16	18	18	18	20	20
REUTEMANN Mariano Daniel	S	ARG	25	21	20	20	22	21	21	21	21	21	21
ICINGIR Ertugrul	S	TUR	35	31	27	25	23	23	22	23	22	22	22
PLAVSIC Zac	S	CAN	23	24	24	23	24	22	23	22	23	23	23
POULSEN Jonas Kaeldsoe	S	DEN	28	27	29	29	29	24	25	24	25	24	24
BOONSAWAD Ek	S	THA	19	17	19	21	21	27	24	25	24	25	25
BARGER Benjamin	S	USA	21	22	22	24	25	25	26	26	26	26	26
SULAKSANA I Gusti Made Oka	S	INA	24	25	25	26	26	26	27	32	28	27	27
ZHUKAVETS Mikalai	S	BLR	27	26	26	27	27	29	28	27	27	28	28
FLORES PEREZ Carlos Julio	S	VEN	32	34	33	34	31	28	31	29	29	29	29
POLLAK Patrik	S	SVK	26	28	28	28	28	33	29	28	30	30	30
CHANG Hao	S	TPE	31	29	30	30	30	35	30	30	31	31	31
MRATOVIC Luka	S	CRO	29	30	32	32	33	34	32	31	32	32	32
AHUN Johannes	S	EST	34	35	35	35	35	32	34	33	33	33	33
TOKAREV Alexey	S	RUS	33	32	34	33	34	30	33	34	34	34	34
GRILLO Santiago	S	COL	30	33	31	31	32	31	35	35	35	35	35

Legend:
 S Skipper



INDIVIDUAL RACE RESULTS WITH MARK ROUNDING

带绕标记录的单轮成绩 / RÉSULTATS DE COURSE INDIVIDUELLE AVEC PASSAGES AUX MARQUES

	Marks						
	Start	1	4	1	2	3	Finish
Wind Direction:	100	100	100	100	100	100	100
Wind Speed(kts):	8	8	8	8	8	8	8
Elapsed time of first boat:		13:19	21:07	28:05	29:41	33:34	34:01

Rank	Name	Pos	NOC Code	Marks					Finish	Race Points
				1	4	1	2	3		
1	ZUBARI Shahar	S	ISR	4	2	2	1	1	1	1
				0:08	0:18	0:05	0:00	0:00	0:00	
2	WANG Aichen	S	CHN	1	1	1	2	2	2	2
				0:00	0:00	0:00	0:17	0:05	0:07	
3	OBEREMKO Maksym	S	UKR	2	3	3	3	3	3	3
				0:02	0:27	0:08	0:25	0:31	0:41	
4	ASHLEY Tom	S	NZL	11	5	4	5	4	4	4
				4:05	0:58	0:26	0:53	0:55	0:56	
5	CHAN King Yin	S	HKG	14	12	6	4	5	5	5
				4:07	1:19	1:11	0:41	1:00	1:02	
6	TOMIZAWA Makoto	S	JPN	3	4	5	6	6	6	6
				0:06	0:54	1:05	1:10	1:19	1:26	
7	CARIOLOU Andreas	S	CYP	16	10	15	12	7	7	7
				4:09	1:13	1:47	1:57	1:26	1:38	
8	PASTOR Ivan	S	ESP	10	6	8	8	8	8	8
				1:13	0:59	1:20	1:34	1:32	1:42	
9	STAUFFACHER Richard	S	SUI	12	13	7	7	9	9	9
				4:06	1:23	1:16	1:29	1:38	1:44	
10	KAKLAMANAKIS Nikolaos	S	GRE	27	18	10	9	10	10	10
				4:19	1:37	1:28	1:48	1:48	1:52	
11	DEMPSEY Nick	S	GBR	13	14	14	14	11	11	11
				4:06	1:25	1:44	2:09	1:56	2:00	
12	SANTOS Ricardo	S	BRA	8	7	9	11	12	12	12
				1:07	1:02	1:26	1:54	2:00	2:02	
13	BONTEMPS Julien	S	FRA	6	17	11	10	13	13	13
				0:11	1:34	1:30	1:51	2:05	2:15	
14	HEIDEGGER Fabian	S	ITA	9	8	12	13	14	14	14
				1:09	1:08	1:35	2:08	2:10	2:21	
15	GADORFALVI Aron	S	HUN	5	15	16	17	15	15	15
				0:11	1:28	1:49	2:20	2:17	2:25	
16	MIER Y TERAN David	S	MEX	15	16	17	18	16	16	16
				4:07	1:32	1:54	2:45	2:22	2:31	
17	MIARCZYNSKI Przemyslaw	S	POL	22	11	13	15	17	17	17
				4:13	1:16	1:38	2:12	2:25	2:36	
18	RODRIGUES Joao	S	POR	18	20	19	20	19	18	18
				4:11	1:49	2:15	2:57	2:47	2:42	
19	BOONSAWAD Ek	S	THA	-	22	22	21	20	19	19
				4:13	2:05	2:57	3:01	2:51	2:49	
20	BOUMAN Casper	S	NED	17	19	18	16	18	20	20
				4:09	1:46	2:09	2:15	2:33	2:54	
21	BARGER Benjamin	S	USA	19	21	20	19	21	21	21
				4:11	1:54	2:32	2:50	2:55	2:57	

NOTE: After protest, TUR scored DSQ in race 1.



INDIVIDUAL RACE RESULTS WITH MARK ROUNDING

带绕标记录的单轮成绩 / RÉSULTATS DE COURSE INDIVIDUELLE AVEC PASSAGES AUX MARQUES

	Marks						Finish
	Start	1	4	1	2	3	
Wind Direction:	105	105	105	105	105	105	105
Wind Speed(kts):	8	8	8	8	8	8	8
Elapsed time of first boat:		5:56	10:57	16:09	17:25	22:55	23:37

Rank	Name	Pos	NOC Code	Marks					Finish	Race Points
				1	4	1	2	3		
1	BONTEMPS Julien	S	FRA	1	1	1	1	1	1	1
				0:00	0:00	0:00	0:00	0:00	0:00	
2	KAKLAMANAKIS Nikolaos	S	GRE	3	2	2	2	2	2	2
				0:21	0:28	0:29	0:27	0:09	0:10	
3	ZUBARI Shahar	S	ISR	16	12	7	6	4	3	3
				1:32	1:07	1:15	1:12	1:05	0:50	
4	CHAN King Yin	S	HKG	7	3	4	4	3	4	4
				0:37	0:40	1:02	1:00	1:02	1:00	
5	MIER Y TERAN David	S	MEX	2	5	3	3	5	5	5
				0:12	0:51	0:58	0:53	1:12	1:10	
6	SANTOS Ricardo	S	BRA	5	4	5	5	7	6	6
				0:27	0:46	1:06	1:06	1:29	1:12	
7	ASHLEY Tom	S	NZL	9	6	6	7	6	7	7
				0:49	0:53	1:10	1:16	1:26	1:14	
8	WANG Aichen	S	CHN	10	9	10	10	8	8	8
				0:51	1:02	1:36	1:40	1:51	1:54	
9	DEMPSEY Nick	S	GBR	6	7	8	9	9	9	9
				0:32	0:57	1:20	1:36	2:22	2:21	
10	RODRIGUES Joao	S	POR	8	13	14	15	10	10	10
				0:41	1:21	2:04	2:32	2:28	2:27	
11	STAUFFACHER Richard	S	SUI	14	15	12	12	13	11	11
				1:24	1:31	1:45	2:04	2:44	2:31	
12	HEIDEGGER Fabian	S	ITA	4	8	9	8	12	12	12
				0:24	1:00	1:26	1:23	2:41	2:40	
13	PASTOR Ivan	S	ESP	18	16	15	14	11	13	13
				1:50	1:33	2:08	2:30	2:37	2:43	
14	LEE Taehoon	S	KOR	13	11	11	11	14	14	14
				1:21	1:04	1:41	1:53	2:54	2:57	
15	BOONSAWAD EK	S	THA	22	26	22	16	15	15	15
				1:58	2:03	2:45	2:34	3:08	3:02	
16	OBEREMKO Maksym	S	UKR	28	21	17	17	16	16	16
				2:17	1:47	2:21	2:38	3:12	3:03	
17	CARIOLOU Andreas	S	CYP	19	22	21	19	17	17	17
				1:52	1:52	2:39	2:54	3:16	3:11	
18	REUTEMANN Mariano Daniel	S	ARG	15	10	13	13	18	18	18
				1:28	1:03	1:49	2:21	3:25	3:19	
19	GADORFALVI Aron	S	HUN	12	17	20	21	19	19	19
				1:00	1:38	2:33	3:04	3:36	3:34	
20	TOMIZAWA Makoto	S	JPN	11	19	23	20	20	20	20
				0:52	1:43	2:49	2:57	3:47	3:45	
21	MIARCZYNSKI Przemyslaw	S	POL	21	14	16	18	21	21	21
				1:56	1:26	2:18	2:50	4:04	3:59	



INDIVIDUAL RACE RESULTS WITH MARK ROUNDING

带绕标记录的单轮成绩 / RÉSULTATS DE COURSE INDIVIDUELLE AVEC PASSAGES AUX MARQUES

Rank	Name	Pos	NOC Code	Marks					Finish	Race Points
				1	4	1	2	3		
22	BARGER Benjamin	S	USA	24 2:07	18 1:40	24 2:50	26 3:29	22 4:11	22 4:08	22
23	ZHUKAVETS Mikalai	S	BLR	20 1:53	23 1:54	28 3:10	25 3:27	23 4:15	23 4:11	23
24	SULAKSANA I Gusti Made Oka	S	INA	23 2:02	27 2:06	25 2:53	23 3:16	24 4:23	24 4:18	24
25	PLAVSIC Zac	S	CAN	25 2:10	20 1:45	18 2:25	22 3:07	25 4:30	25 4:27	25
26	POULSEN Jonas Kaeldsoe	S	DEN	27 2:16	24 1:56	27 3:08	27 3:33	27 4:39	26 4:34	26
27	BOUMAN Casper	S	NED	26 2:14	25 1:59	19 2:29	24 3:18	26 4:34	27 4:41	27
28	ICINGIR Ertugrul	S	TUR	17 1:43	28 2:12	26 3:01	28 3:48	28 4:45	28 4:54	28
29	CHANG Hao	S	TPE	30 2:19	31 2:44	32 3:40	31 4:15	29 4:53	29 4:56	29
30	POLLAK Patrik	S	SVK	31 2:20	30 2:24	30 3:23	29 4:04	30 5:09	30 5:02	30
31	TOKAREV Alexey	S	RUS	29 2:18	29 2:16	29 3:20	30 4:06	31 5:21	31 5:17	31
32	MRATOVIC Luka	S	CRO	32 2:24	35 3:10	35 4:16	34 4:50	32 5:31	32 5:26	32
33	FLORES PEREZ Carlos Julio	S	VEN	34 2:26	32 2:45	31 3:29	32 4:28	33 5:37	33 5:48	33
34	AHUN Johannes	S	EST	33 2:25	33 2:54	33 3:46	33 4:37	35 6:22	34 6:44	34
35	GRILLO Santiago	S	COL	35 2:28	34 3:05	34 4:06	35 4:57	34 6:19	35 7:02	35

Other information:

Course:	Trapezoid Inner (I1)
Temperature:	26 C
Humidity:	84%
Conditions:	Cloudy

Note:

- (1) A dash in a mark rounding column indicates that the boat's position was not recorded at that mark.
 (2) Times shown under NOC are times behind the leader.

Legend:

S Skipper



INDIVIDUAL RACE RESULTS WITH MARK ROUNDING

带绕标记录的单轮成绩 / RÉSULTATS DE COURSE INDIVIDUELLE AVEC PASSAGES AUX MARQUES

	Marks					Finish
	Start	1	2	3	2	
Wind Direction:	115					
Wind Speed(kts):	7					
Elapsed time of first boat:		8:04	10:02	14:08	21:58	26:13
						27:11

Rank	Name	Pos	NOC Code	Marks					Finish	Race Points
				1	2	3	2	3		
1	ZUBARI Shahar	S	ISR	3	1	1	1	1	1	1
				0:13	0:00	0:00	0:00	0:00	0:00	0:00
2	CHAN King Yin	S	HKG	1	2	2	2	2	2	2
				0:00	0:10	0:18	0:05	0:22	0:16	0:16
3	DEMPSEY Nick	S	GBR	4	3	3	3	3	3	3
				0:16	0:29	0:29	0:18	0:31	0:27	0:27
4	OBEREMKO Maksym	S	UKR	5	4	4	4	4	4	4
				0:19	0:33	0:36	0:27	0:40	0:42	0:42
5	BONTEMPS Julien	S	FRA	6	5	5	5	5	5	5
				0:21	0:38	0:45	0:44	0:49	1:02	1:02
6	TOMIZAWA Makoto	S	JPN	10	8	8	6	6	6	6
				0:36	0:49	1:11	1:17	1:41	1:32	1:32
7	ASHLEY Tom	S	NZL	12	10	10	9	7	7	7
				0:46	0:59	1:22	1:33	1:45	1:37	1:37
8	HEIDEGGER Fabian	S	ITA	8	7	7	7	8	8	8
				0:31	0:47	1:01	1:26	1:50	1:43	1:43
9	WANG Aichen	S	CHN	7	9	9	10	10	9	9
				0:25	0:52	1:16	1:48	2:04	1:49	1:49
10	RODRIGUES Joao	S	POR	14	12	11	11	11	10	10
				0:53	1:16	1:28	2:01	2:10	1:57	1:57
11	STAUFFACHER Richard	S	SUI	2	6	6	8	9	11	11
				0:11	0:43	0:53	1:30	1:59	2:09	2:09
12	KAKLAMANAKIS Nikolaos	S	GRE	15	14	14	15	12	12	12
				0:57	1:25	1:41	2:19	2:22	2:12	2:12
13	SANTOS Ricardo	S	BRA	11	13	12	12	13	13	13
				0:40	1:20	1:34	2:07	2:32	2:26	2:26
14	CARIOLOU Andreas	S	CYP	18	18	15	13	14	14	14
				1:07	1:43	1:59	2:13	2:40	2:32	2:32
15	ICINGIR Ertugrul	S	TUR	9	11	13	14	15	15	15
				0:34	1:11	1:39	2:16	2:47	2:41	2:41
16	GADORFALVI Aron	S	HUN	13	15	16	16	16	16	16
				0:51	1:28	2:05	2:30	3:02	2:53	2:53
17	MIER Y TERAN David	S	MEX	25	25	21	17	17	17	17
				1:28	2:03	2:33	2:46	3:12	3:03	3:03
18	PASTOR Ivan	S	ESP	22	19	18	20	18	18	18
				1:16	1:46	2:15	3:09	3:25	3:08	3:08
19	REUTEMANN Mariano Daniel	S	ARG	20	21	20	19	19	19	19
				1:14	1:51	2:28	3:04	3:31	3:15	3:15
20	LEE Taehoon	S	KOR	24	24	35	21	20	20	20
				1:23	2:01	3:54	3:24	3:42	3:26	3:26
21	BOUMAN Casper	S	NED	30	30	29	22	21	21	21
				1:58	2:28	3:04	3:34	3:46	3:35	3:35



INDIVIDUAL RACE RESULTS WITH MARK ROUNDING

带绕标记录的单轮成绩 / RÉSULTATS DE COURSE INDIVIDUELLE AVEC PASSAGES AUX MARQUES

Rank	Name	Pos	NOC Code	Marks					Finish	Race Points
				1	2	3	2	3		
22	PLAVSIC Zac	S	CAN	26 1:35	26 2:06	22 2:42	24 3:46	22 3:52	22 3:38	22
23	SULAKSANA I Gusti Made Oka	S	INA	23 1:18	23 1:58	25 2:52	18 2:56	23 3:56	23 3:43	23
24	BARGER Benjamin	S	USA	17 1:04	16 1:31	17 2:09	25 3:50	24 4:02	24 3:51	24
25	POLLAK Patrik	S	SVK	19 1:11	20 1:48	19 2:23	23 3:41	25 4:08	25 3:53	25
26	ZHUKAVETS Mikalai	S	BLR	21 1:15	22 1:56	23 2:44	26 3:55	26 4:12	26 3:58	26
27	MIARCZYNSKI Przemyslaw	S	POL	29 1:54	29 2:22	27 2:59	27 3:58	27 4:17	27 4:05	27
28	BOONSAWAD Ek	S	THA	28 1:44	28 2:20	24 2:47	28 4:01	28 4:22	28 4:08	28
29	GRILLO Santiago	S	COL	31 2:09	31 2:48	30 3:07	29 4:05	29 4:28	29 4:11	29
30	POULSEN Jonas Kaeldsoe	S	DEN	32 2:22	32 2:56	31 3:25	30 4:13	30 4:30	30 4:13	30
31	CHANG Hao	S	TPE	33 2:42	33 3:06	33 3:50	32 4:45	31 5:08	31 4:50	31
32	AHUN Johannes	S	EST	27 1:38	27 2:15	28 3:01	31 4:40	32 5:12	32 5:01	32
33	FLORES PEREZ Carlos Julio	S	VEN	16 1:01	17 1:39	26 2:55	33 5:03	33 5:37	33 5:23	33
34	MRATOVIC Luka	S	CRO	34 2:46	35 3:19	34 3:52	34 5:15	34 5:44	34 5:28	34
35	TOKAREV Alexey	S	RUS	35 2:50	34 3:12	32 3:33	35 5:33	35 5:56	35 5:37	35

Other information:

Course:	Trapezoid Outer (O1)
Temperature:	28 C
Humidity:	77%
Conditions:	Partly cloudy

Note:

- (1) A dash in a mark rounding column indicates that the boat's position was not recorded at that mark.
 (2) Times shown under NOC are times behind the leader.

Legend:

S Skipper



INDIVIDUAL RACE RESULTS WITH MARK ROUNDING

带绕标记录的单轮成绩 / RÉSULTATS DE COURSE INDIVIDUELLE AVEC PASSAGES AUX MARQUES

	Marks					Finish
	Start	1	2	3	2	
Wind Direction:	120					
Wind Speed(kts):	8					
Elapsed time of first boat:		6:38	8:02	12:50	19:28	24:17
						24:49

Rank	Name	Pos	NOC Code	Marks					Finish	Race Points
				1	2	3	2	3		
1	ASHLEY Tom	S	NZL	3	3	1	1	1	1	1
				0:12	0:10	0:00	0:00	0:00	0:00	0:00
2	DEMPSEY Nick	S	GBR	2	2	2	2	2	2	2
				0:06	0:07	0:11	0:11	0:06	0:22	0:22
3	ZUBARI Shahar	S	ISR	8	6	3	4	3	3	3
				0:26	0:27	0:17	0:39	0:28	0:44	0:44
4	BONTEMPS Julien	S	FRA	7	7	7	3	4	4	4
				0:24	0:31	0:51	0:33	0:39	0:57	0:57
5	CHAN King Yin	S	HKG	6	4	5	5	5	5	5
				0:20	0:14	0:33	0:46	0:48	1:01	1:01
6	MIER Y TERAN David	S	MEX	1	1	4	6	6	6	6
				0:00	0:00	0:29	0:49	0:57	1:20	1:20
7	SANTOS Ricardo	S	BRA	4	5	6	7	7	7	7
				0:16	0:18	0:36	0:53	1:15	1:37	1:37
8	RODRIGUES Joao	S	POR	9	8	9	9	8	8	8
				0:28	0:49	1:14	1:27	1:27	1:46	1:46
9	OBEREMKO Maksym	S	UKR	5	9	8	8	9	9	9
				0:18	0:57	1:04	1:14	1:35	1:56	1:56
10	CARIOLOU Andreas	S	CYP	16	14	10	19	10	10	10
				0:52	1:21	1:23	2:43	2:13	2:34	2:34
11	KAKLAMANAKIS Nikolaos	S	GRE	15	17	12	16	11	11	11
				0:43	1:28	1:39	2:15	2:28	2:44	2:44
12	GADORFALVI Aron	S	HUN	10	11	13	10	12	12	12
				0:30	1:03	1:43	1:52	2:32	2:50	2:50
13	STAUFFACHER Richard	S	SUI	11	13	11	18	13	13	13
				0:32	1:19	1:34	2:26	2:37	2:54	2:54
14	TOMIZAWA Makoto	S	JPN	13	10	14	20	14	14	14
				0:36	1:00	1:47	3:01	2:40	3:02	3:02
15	LEE Taehoon	S	KOR	18	12	18	17	16	15	15
				0:56	1:16	1:58	2:20	2:47	3:06	3:06
16	WANG Aichen	S	CHN	19	18	15	11	15	16	16
				0:58	1:31	1:50	1:58	2:43	3:11	3:11
17	HEIDEGGER Fabian	S	ITA	12	15	16	12	17	17	17
				0:35	1:23	1:54	2:02	2:49	3:22	3:22
18	PASTOR Ivan	S	ESP	14	16	17	13	18	18	18
				0:38	1:25	1:56	2:05	2:52	3:41	3:41
19	ICINGIR Ertugrul	S	TUR	20	21	20	14	19	19	19
				0:59	1:55	2:06	2:08	3:24	3:59	3:59
20	MIARCZYNSKI Przemyslaw	S	POL	17	20	19	15	20	20	20
				0:55	1:47	2:01	2:12	3:34	4:06	4:06
21	PLAVSIC Zac	S	CAN	22	19	21	22	21	21	21
				1:05	1:42	2:12	3:11	3:41	4:16	4:16



INDIVIDUAL RACE RESULTS WITH MARK ROUNDING

带绕标记录的单轮成绩 / RÉSULTATS DE COURSE INDIVIDUELLE AVEC PASSAGES AUX MARQUES

Rank	Name	Pos	NOC Code	Marks					Finish	Race Points
				1	2	3	2	3		
22	BOUMAN Casper	S	NED	29 1:30	25 2:08	24 2:34	23 3:17	22 3:48	22 4:30	22
23	REUTEMANN Mariano Daniel	S	ARG	27 1:18	27 2:15	26 2:47	24 3:21	23 4:03	23 4:36	23
24	ZHUKAVETS Mikalai	S	BLR	21 1:03	22 1:59	23 2:29	25 3:28	24 4:10	24 4:47	24
25	BOONSAWAD Ek	S	THA	23 1:10	24 2:07	25 2:39	26 3:42	25 4:19	25 4:56	25
26	BARGER Benjamin	S	USA	24 1:12	23 2:02	22 2:21	21 3:08	26 4:28	26 5:03	26
27	SULAKSANA I Gusti Made Oka	S	INA	26 1:14	26 2:11	28 2:58	27 3:55	27 4:37	27 5:10	27
28	CHANG Hao	S	TPE	25 1:13	28 2:18	27 2:52	28 3:59	29 4:56	28 5:21	28
29	POULSEN Jonas Kaeldsoe	S	DEN	34 1:47	30 2:33	29 3:01	31 4:14	28 4:46	29 5:27	29
30	POLLAK Patrik	S	SVK	35 1:51	34 2:46	33 3:22	29 4:02	31 5:12	30 5:33	30
31	GRILLO Santiago	S	COL	28 1:26	29 2:29	30 3:05	30 4:07	30 5:05	31 5:38	31
32	TOKAREV Alexey	S	RUS	32 1:37	32 2:40	32 3:19	33 4:28	32 5:18	32 5:46	32
33	MRATOVIC Luka	S	CRO	33 1:42	35 2:52	35 3:33	34 4:34	34 5:30	33 5:52	33
34	AHUN Johannes	S	EST	31 1:33	33 2:43	34 3:25	32 4:23	33 5:24	34 6:04	34
35	FLORES PEREZ Carlos Julio	S	VEN	30 1:31	31 2:37	31 3:15	35 8:15	35 5:43	35 6:33	35

Other information:

Course:	Trapezoid Outer (O1)
Temperature:	28 C
Humidity:	77%
Conditions:	Partly cloudy

Note:

- (1) A dash in a mark rounding column indicates that the boat's position was not recorded at that mark.
 (2) Times shown under NOC are times behind the leader.

Legend:

S Skipper



INDIVIDUAL RACE RESULTS WITH MARK ROUNDING
 带绕标记录的单轮成绩 / RÉSULTATS DE COURSE INDIVIDUELLE AVEC PASSAGES AUX MARQUES

	Marks						
	Start	1	4	1	2	3	Finish
Wind Direction:	0	0	0	0	0	0	0
Wind Speed(kts):	9	5	11	12	10	11	11
Elapsed time of first boat:		10:12	15:39	22:52	27:13	29:30	30:20

Rank	Name	Pos	NOC Code	Marks					Finish	Race Points
				1	4	1	2	3		
1	DEMPSEY Nick	S	GBR	4 0:20	2 0:14	1 0:00	1 0:00	1 0:00	1 0:00	1
2	WANG Aichen	S	CHN	12 1:14	7 0:46	8 1:01	2 0:19	2 0:09	2 0:06	2
3	CHAN King Yin	S	HKG	2 0:10	10 1:00	9 1:03	12 1:01	3 2:02	3 2:13	3
4	BOUMAN Casper	S	NED	25 2:49	24 2:04	10 1:13	9 0:41	4 2:15	4 2:24	4
5	ASHLEY Tom	S	NZL	14 1:23	8 0:50	27 2:28	16 1:11	5 2:26	5 2:30	5
6	SANTOS Ricardo	S	BRA	26 3:04	22 1:56	16 1:41	14 1:08	8 3:01	6 2:54	6
7	TOMIZAWA Makoto	S	JPN	7 0:47	11 1:05	7 0:56	4 0:26	6 2:49	7 2:56	7
8	KAKLAMANAKIS Nikolaos	S	GRE	30 3:23	26 2:21	18 1:47	15 1:10	7 2:58	8 2:59	8
9	STAUFFACHER Richard	S	SUI	6 0:42	5 0:38	5 0:44	6 0:30	10 3:10	9 3:01	9
10	BONTEMPS Julien	S	FRA	3 0:17	4 0:32	2 0:29	11 0:54	9 3:05	10 3:11	10
11	CARIOLOU Andreas	S	CYP	23 2:41	23 1:59	25 2:22	25 3:29	12 3:15	11 3:18	11
12	MIER Y TERAN David	S	MEX	24 2:44	25 2:08	24 2:19	34	11 3:12	12 3:21	12
13	OBEREMKO Maksym	S	UKR	8 0:54	6 0:45	19 1:50	5 0:28	14 3:21	13 3:24	13
14	RODRIGUES Joao	S	POR	21 2:22	17 1:23	4 0:41	10 0:51	13 3:18	14 3:28	14
15	MIARCZYNSKI Przemyslaw	S	POL	1 0:00	1 0:00	6 0:51	3 0:23	16 3:27	15 3:30	15
16	PASTOR Ivan	S	ESP	19 2:04	14 1:13	26 2:24	24 3:25	15 3:24	16 3:32	16
17	ZUBARI Shahar	S	ISR	9 0:56	3 0:27	11 1:18	13 1:05	17 3:30	17 3:34	17
18	HEIDEGGER Fabian	S	ITA	11 1:06	13 1:12	3 0:39	22 2:53	18 3:33	18 3:40	18
19	BOONSAWAD Ek	S	THA	33 3:50	31 3:06	22 2:10	17 1:13	21 3:43	19 3:42	19
20	LEE Taehoon	S	KOR	27 3:10	28 2:40	21 2:07	7 0:32	19 3:36	20 3:44	20
21	FLORES PEREZ Carlos Julio	S	VEN	16 1:43	15 1:15	13 1:31	23 2:58	20 3:40	21 3:46	21

NOTE: ARG and USA swap finish positions.



INDIVIDUAL RACE RESULTS WITH MARK ROUNDING

带绕标记录的单轮成绩 / RÉSULTATS DE COURSE INDIVIDUELLE AVEC PASSAGES AUX MARQUES

Rank	Name	Pos	NOC Code	Marks					Finish	Race Points
				1	4	1	2	3		
22	SULAKSANA I Gusti Made Oka	S	INA	17 1:45	18 1:32	14 1:34	19 1:21	22 3:47	22 3:53	22
23	POLLAK Patrik	S	SVK	15 1:35	20 1:50	23 2:16	26 4:00	23 3:59	23 3:58	23
24	GADORFALVI Aron	S	HUN	10 1:00	12 1:10	15 1:38	18 1:15	24 4:02	24 4:00	24
25	REUTEMANN Mariano Daniel	S	ARG	5 0:36	9 0:57	17 1:43	20 1:23	26 4:11	25 4:01	25
26	BARGER Benjamin	S	USA	18 1:51	16 1:16	12 1:24	21 1:27	25 4:08	26 4:04	26
27	ICINGIR Ertugrul	S	TUR	13 1:20	19 1:39	20 1:56	8 0:36	27	27 4:13	27
28	CHANG Hao	S	TPE	32 3:38	32 3:12	28 2:33	27 4:22	28	28 4:33	28
29	ZHUKAVETS Mikalai	S	BLR	29 3:20	30 2:58	33 4:25	29 5:53	29	29 4:45	29
30	PLAVSIC Zac	S	CAN	20 2:13	21 1:52	30 3:47	28 4:26	30	30 5:07	30
31	AHUN Johannes	S	EST	22 2:35	27 2:35	29 3:08	31	31 5:31	31	31
32	TOKAREV Alexey	S	RUS	28 3:13	29 2:44	32 4:16	30	32 5:38	32	32
33	GRILLO Santiago	S	COL	31 3:28	33 3:27	31 4:00	32	33 6:17	33	33
34	MRATOVIC Luka	S	CRO	34 4:21	34 8:32	34 8:19	33	34 6:38	34	34
35	POULSEN Jonas Kaeldsoe	S	DEN	35 5:10	35 10:50	35 10:08	35	35 16:15	35	35

Other information:

Course:	Trapezoid Inner (I1)
Temperature:	28 C
Humidity:	55%
Conditions:	Cloudy

Note:

- (1) A dash in a mark rounding column indicates that the boat's position was not recorded at that mark.
 (2) Times shown under NOC are times behind the leader.

Legend:

S Skipper

NOTE: ARG and USA swap finish positions.



INDIVIDUAL RACE RESULTS WITH MARK ROUNDING

带绕标记录的单轮成绩 / RÉSULTATS DE COURSE INDIVIDUELLE AVEC PASSAGES AUX MARQUES

	Marks								Finish
	Start	1	2	3	2	3	2	3	
Wind Direction:	115	115	115	115	115				
Wind Speed(kts):	16	16	16	16	16				
Elapsed time of first boat:		6:03	7:18	9:55	14:57	19:01	22:28		24:29

Rank	Name	Pos	NOC Code	Marks							Finish	Race Points
				1	2	3	2	3	2	3		
1	BOUMAN Casper	S	NED	5	5	4	3	3	1	-	1	1
				0:17	0:14	0:14	0:08	0:01	0:00		0:00	
2	MIARCZYNSKI Przemyslaw	S	POL	2	2	1	1	2	2	-	2	2
				0:06	0:04	0:00	0:00	0:00	0:14		0:02	
3	SANTOS Ricardo	S	BRA	1	1	2	2	1	3	-	3	3
				0:00	0:00	0:05	0:04	0:00	0:15		0:06	
4	POULSEN Jonas Kaeldsoe	S	DEN	10	10	16	20	4	4	-	4	4
				0:40	0:42	1:03	1:29	0:02	0:17		0:24	
5	ASHLEY Tom	S	NZL	17	16	28	5	7	5	-	5	5
				0:53	0:57	2:18	0:28	0:02	0:18		0:35	
6	ZUBARI Shahar	S	ISR	6	6	6	4	6	6	-	6	6
				0:22	0:22	0:27	0:26	0:02	0:26		0:39	
7	DEMPSEY Nick	S	GBR	8	7	8	6	5	7	-	7	7
				0:33	0:31	0:35	0:32	0:02	0:27		0:42	
8	BONTEMPS Julien	S	FRA	11	11	7	8	8	8	-	8	8
				0:44	0:44	0:31	0:36	0:03	0:27		0:45	
9	PASTOR Ivan	S	ESP	16	15	20	11	12	30	-	9	9
				0:50	0:55	1:11	0:59	0:04	3:56		1:01	
10	KAKLAMANAKIS Nikolaos	S	GRE	14	13	17	14	14	11	-	10	10
				0:47	0:51	1:05	1:11	0:05	0:32		1:10	
11	OBBEREMKO Maksym	S	UKR	20	19	33	12	13	12	-	11	11
				1:07	1:08	3:07	1:02	0:04	0:40		1:14	
12	PLAVSIC Zac	S	CAN	24	24	13	19	18	13	-	12	12
				1:23	1:24	0:53	1:27	0:16	0:43		1:18	
13	HEIDEGGER Fabian	S	ITA	9	9	9	7	-	10	-	13	13
				0:34	0:40	0:39	0:34		0:28		1:21	
14	WANG Aichen	S	CHN	28	28	14	15	16	15	-	14	14
				1:37	1:40	0:56	1:18	0:11	0:48		1:24	
15	REUTEMANN Mariano Daniel	S	ARG	12	12	11	13	-	14	-	15	15
				0:44	0:48	0:47	1:07		0:46		1:27	
16	RODRIGUES Joao	S	POR	22	21	31	18	26	16	-	16	16
				1:12	1:15	2:57	1:25	0:43	0:54		1:33	
17	CARIOLOU Andreas	S	CYP	25	25	19	22	20	17	-	17	17
				1:26	1:28	1:08	1:34	0:25	1:03		1:37	
18	STAUFFACHER Richard	S	SUI	19	20	29	25	23	20	-	18	18
				1:03	1:13	2:24	2:13	0:34	1:17		1:51	
19	ICINGIR Ertugrul	S	TUR	4	3	3	10	11	19	-	19	19
				0:14	0:09	0:11	0:41	0:04	1:15		1:59	
20	CHANG Hao	S	TPE	3	4	5	9	9	18	-	20	20
				0:11	0:11	0:21	0:40	0:03	1:07		2:04	
21	ZHUKAVETS Mikalai	S	BLR	21	22	12	21	22	22	-	21	21
				1:10	1:18	0:50	1:32	0:34	1:32		2:07	



INDIVIDUAL RACE RESULTS WITH MARK ROUNDING

带绕标记录的单轮成绩 / RÉSULTATS DE COURSE INDIVIDUELLE AVEC PASSAGES AUX MARQUES

Rank	Name	Pos	NOC Code	Marks							Finish	Race Points
				1	2	3	2	3	2	3		
22	FLORES PEREZ Carlos Julio	S	VEN	7 0:29	8 0:35	10 0:44	16 1:19	19 0:21	21 1:21	-	22 2:17	22
23	TOMIZAWA Makoto	S	JPN	15 0:49	17 0:59	25 1:23	17 1:24	21 0:30	23 1:34	-	23 2:19	23
24	BOONSAWAD Ek	S	THA	26 1:30	26 1:34	34 3:35	26 2:15	25 0:40	25 2:26	-	24 2:23	24
25	LEE Taehoon	S	KOR	27 1:32	27 1:37	26 1:33	24 1:52	17 0:13	24 2:16	-	25 3:08	25
26	GADORFALVI Aron	S	HUN	32 2:12	32 2:17	23 1:15	27 2:25	-	26 2:34	-	26 3:10	26
27	TOKAREV Alexey	S	RUS	29 2:01	29 2:07	32 3:02	28 2:33	27 0:45	27 2:48	-	27 3:15	27
28	POLLAK Patrik	S	SVK	18 0:57	18 1:03	30 2:28	29 2:36	-	28 3:28	-	28 3:17	28
29	MIER Y TERAN David	S	MEX	23 1:13	23 1:21	27 1:42	23 1:42	24 0:39	29 3:39	-	29 3:20	29
30	AHUN Johannes	S	EST	33 2:21	33 2:32	21 1:12	30 3:02	-	9 0:28	-	30 3:26	30
31	SULAKSANA I Gusti Made Oka	S	INA	13 0:45	14 0:53	24 1:19	31 3:03	-	31 4:05	-	31 3:41	31
32	BARGER Benjamin	S	USA	31 2:06	31 2:13	35 8:34	32 3:10	-	32 4:20	-	32 4:13	32
33	CHAN King Yin	S	HKG	35 3:35	35 3:40	22 1:14	33 3:45	-	33 4:50	-	33 4:19	33
34	MRATOVIC Luka	S	CRO	34 2:30	34 2:36	18 1:07	35 4:32	-	34 4:56	-	34 4:21	34
35	GRILLO Santiago	S	COL	30 2:05	30 2:10	15 0:59	34 4:04	-	35 7:47	-	35 4:24	35

Other information:

Course:	Trapezoid Outer 2 Laps (O2)
Temperature:	27 C
Humidity:	100%
Conditions:	Rain

Note:

- (1) A dash in a mark rounding column indicates that the boat's position was not recorded at that mark.
 (2) Times shown under NOC are times behind the leader.

Legend:

S Skipper



INDIVIDUAL RACE RESULTS WITH MARK ROUNDING

带绕标记录的单轮成绩 / RÉSULTATS DE COURSE INDIVIDUELLE AVEC PASSAGES AUX MARQUES

	Marks								Finish
	Start	1	2	3	2	3	2	3	
Wind Direction:	90	90	90	90	90	90	85	90	90
Wind Speed(kts):	22	22	22	22	22	21	22	21	22
Elapsed time of first boat:		5:18	6:37	9:11	13:04	14:58	16:43		18:52

Rank	Name	Pos	NOC Code	Marks							Finish	Race Points
				1	2	3	2	3	2	3		
1	BOUMAN Casper	S	NED	1	1	1	1	1	1	1	1	1
				0:00	0:00	0:00	0:00	0:00	0:00	0:00	0:00	0:00
2	BONTEMPS Julien	S	FRA	4	4	3	2	4	2	2	2	2
				0:13	0:20	0:13	0:10		0:13		0:06	0:06
3	ASHLEY Tom	S	NZL	5	5	5	3	2	3	3	3	3
				0:22	0:28	0:14	0:11		0:19		0:47	0:47
4	PASTOR Ivan	S	ESP	2	2	4	5	3	4	4	4	4
				0:03	0:13	0:13	0:13		0:29		0:59	0:59
5	KAKLAMANAKIS Nikolaos	S	GRE	12	13	16	9	5	5	5	5	5
				1:12	1:21	1:04	0:29		0:39		1:09	1:09
6	SANTOS Ricardo	S	BRA	3	3	2	4	7	6	6	6	6
				0:09	0:18	0:03	0:12		0:53		1:14	1:14
7	MIARCZYNSKI Przemyslaw	S	POL	16	17	25	12	34	7	7	7	7
				1:29	1:35	1:11	0:46		1:06		1:47	1:47
8	TOMIZAWA Makoto	S	JPN	10	10	22	10	22	9	23	8	8
				1:04	1:07	1:10	0:37		1:26		2:33	2:33
9	RODRIGUES Joao	S	POR	9	9	26	14	33	10	35	9	9
				0:55	0:50	1:11	0:49		2:15		2:38	2:38
10	GADORFALVI Aron	S	HUN	7	7	18	6	18	11	17	10	10
				0:46	0:35	1:08	0:18		2:24		2:49	2:49
11	CARIOLOU Andreas	S	CYP	8	8	12	7	12	13	14	11	11
				0:47	0:48	0:42	0:19		2:30		2:57	2:57
12	ICINGIR Ertugrul	S	TUR	6	6	32	8	27	12	29	12	12
				0:46	0:29	2:47	0:28		2:27		3:06	3:06
13	LEE Taehoon	S	KOR	14	15	23	11	23	14	25	13	13
				1:22	1:33	1:10	0:45		2:36		3:08	3:08
14	POULSEN Jonas Kaeldsoe	S	DEN	31	-	13	23	14	15	16	14	14
				2:59		0:43	2:00		2:39		3:18	3:18
15	STAUFFACHER Richard	S	SUI	13	14	28	13	31	8	33	15	15
				1:18	1:23	1:12	0:48		1:10		3:20	3:20
16	REUTEMANN Mariano Daniel	S	ARG	23	22	6	-	6	16	8	16	16
				1:52	1:56	0:32			2:48		3:26	3:26
17	DEMPSEY Nick	S	GBR	25	-	15	20	16	20	18	17	17
				2:02		0:44	1:29		3:15		3:37	3:37
18	HEIDEGGER Fabian	S	ITA	20	20	21	18	21	18	21	18	18
				1:40	1:52	1:09	1:15		3:08		3:47	3:47
19	ZUBARI Shahar	S	ISR	15	23	20	16	20	17	22	19	19
				1:25	1:57	1:09	0:59		2:59		3:58	3:58
20	MRATOVIC Luka	S	CRO	19	21	11	22	11	21	13	20	20
				1:38	1:52	0:41	1:45		3:21		3:59	3:59
21	CHAN King Yin	S	HKG	17	18	17	21	17	19	19	21	21
				1:30	1:46	1:07	1:33		3:11		4:17	4:17

NOTE: Correction in the finish order for race 7



INDIVIDUAL RACE RESULTS WITH MARK ROUNDING

带绕标记录的单轮成绩 / RÉSULTATS DE COURSE INDIVIDUELLE AVEC PASSAGES AUX MARQUES

Rank	Name	Pos	NOC Code	Marks						Finish	Race Points
				1	2	3	2	3	2		
22	WANG Aichen	S	CHN	29 2:29	-	9 0:40	26 2:21	9	22 3:24	11 4:27	22
23	MIER Y TERAN David	S	MEX	11 1:05	12 1:13	24 1:11	15 0:58	35	-	24 4:39	23
24	OBEREMKO Maksym	S	UKR	27 2:14	-	33 2:52	25 2:17	26	24 3:35	28 4:40	24
25	BARGER Benjamin	S	USA	33 3:40	-	34 2:54	30 2:39	25	26 3:47	27 4:48	25
26	PLAVSIC Zac	S	CAN	18 1:36	16 1:34	8 0:39	19 1:25	10	25 3:46	10 5:05	26
27	FLORES PEREZ Carlos Julio	S	VEN	30 2:53	-	35 4:07	24 2:06	24	28 4:07	26 5:06	27
28	SULAKSANA I Gusti Made Oka	S	INA	35 6:42	11 1:11	19 1:08	17 1:06	19	23 3:30	20 5:14	28
29	AHUN Johannes	S	EST	26 2:03	-	14 0:44	27 2:31	15	29 4:12	15 5:31	29
30	TOKAREV Alexey	S	RUS	24 1:56	25 2:07	27 1:12	31 2:41	32	27 3:55	34 5:38	30
31	POLLAK Patrik	S	SVK	21 1:43	19 1:50	29 2:46	32 3:19	30	30 4:25	32 5:42	31
32	ZHUKAVETS Mikalai	S	BLR	22 1:45	24 1:58	7 0:38	28 2:34	8	31 4:27	9 6:03	32
33	BOONSAWAD Ek	S	THA	28 2:24	-	30 2:47	29 2:36	29	32 4:35	31 6:22	33
34	CHANG Hao	S	TPE	34 4:31	-	31 2:47	33 3:19	28	33 5:07	30 6:40	34
35	GRILLO Santiago	S	COL	32 3:18	-	10 0:40	34 3:20	13	34 5:16	12 7:16	35

Other information:

Course:	Trapezoid Outer 2 Laps (O2)
Temperature:	27 C
Humidity:	100%
Conditions:	Rain

Note:

- (1) A dash in a mark rounding column indicates that the boat's position was not recorded at that mark.
 (2) Times shown under NOC are times behind the leader.

Legend:

S Skipper

NOTE: Correction in the finish order for race 7

SAM102907_C73 2.0

Report Created SUN 17 AUG 2008 14:15

Page 2/2



INDIVIDUAL RACE RESULTS WITH MARK ROUNING

带绕标记录的单轮成绩 / RÉSULTATS DE COURSE INDIVIDUELLE AVEC PASSAGES AUX MARQUES

	Marks								Finish	
	Start	1	2	3	2	3	2	3		
Wind Direction:	290	290	290	290	290	290	290	290	290	290
Wind Speed(kts):	20	20	20	17	16	16	14	14	14	17
Elapsed time of first boat:		6:45	8:03	10:43	19:04	22:16	33:02	36:40	37:19	

Rank	Name	Pos	NOC Code	Marks						Finish	Race Points	
				1	2	3	2	3	2			3
1	MIARCZYNSKI Przemyslaw	S	POL	1	1	1	1	1	1	1	1	1
				0:00	0:00	0:00	0:00	0:00	0:00	0:00	0:00	0:00
2	BOUMAN Casper	S	NED	5	4	4	2	2	2	2	2	2
				0:40	0:42	0:54	1:04	1:11	0:22	0:15	0:17	0:17
3	RODRIGUES Joao	S	POR	3	3	2	5	5	3	3	3	3
				0:26	0:32	0:28	2:07	1:54	1:55	2:03	2:09	2:09
4	PASTOR Ivan	S	ESP	2	2	3	3	3	4	4	4	4
				0:23	0:28	0:37	1:31	1:25	2:04	2:16	2:25	2:25
5	DEMPSEY Nick	S	GBR	8	7	6	6	6	6	5	5	5
				0:57	1:05	1:20	2:27	2:09	3:17	2:57	2:59	2:59
6	ASHLEY Tom	S	NZL	7	6	7	4	4	5	6	6	6
				0:54	1:01	1:26	1:58	1:43	3:09	3:03	3:10	3:10
7	SANTOS Ricardo	S	BRA	19	19	15	14	13	8	7	7	7
				2:29	2:43	3:12	4:44	4:57	4:12	4:01	4:07	4:07
8	STAUFFACHER Richard	S	SUI	10	10	12	10	10	7	8	8	8
				1:16	1:33	2:46	3:50	4:20	3:34	4:09	4:18	4:18
9	GADORFALVI Aron	S	HUN	4	5	5	7	7	9	9	9	9
				0:37	0:49	1:11	3:00	3:06	5:41	5:27	5:36	5:36
10	BONTEMPS Julien	S	FRA	13	13	11	13	14	11	10	10	10
				1:54	2:12	2:39	4:42	5:07	6:03	5:49	5:56	5:56
11	LEE Taehoon	S	KOR	15	15	18	15	15	10	11	11	11
				2:09	2:26	3:32	4:58	5:19	5:58	5:57	6:04	6:04
12	PLAVSIC Zac	S	CAN	20	18	21	16	16	12	12	12	12
				2:31	2:41	3:50	5:08	5:33	6:08	6:09	6:17	6:17
13	POULSEN Jonas Kaeldsoe	S	DEN	9	9	9	9	9	13	13	13	13
				1:09	1:31	2:19	3:47	3:58	6:24	6:50	6:56	6:56
14	WANG Aichen	S	CHN	14	14	17	12	12	14	14	14	14
				2:04	2:22	3:24	4:24	4:52	7:03	7:12	7:11	7:11
15	KAKLAMANAKIS Nikolaos	S	GRE	12	12	13	20	19	16	15	15	15
				1:50	2:09	2:52	5:46	6:21	7:39	7:27	7:24	7:24
16	REUTEMANN Mariano Daniel	S	ARG	28	28	25	18	18	15	16	16	16
				3:29	3:53	4:34	5:35	6:16	7:32	7:38	7:42	7:42
17	BARGER Benjamin	S	USA	16	16	14	11	11	18	18	18	17
				2:13	2:29	3:04	4:14	4:31	7:51	8:36	8:50	8:50
18	ZUBARI Shahar	S	ISR	11	11	10	21	21	19	19	19	18
				1:47	2:05	2:32	5:51	6:32	8:18	9:37	9:54	9:54
19	CARIOLOU Andreas	S	CYP	30	30	27	24	23	21	20	20	19
				3:59	4:21	5:15	6:46	7:17	9:24	10:20	10:22	10:22
20	BOONSAWAD Ek	S	THA	18	17	16	27	27	24	22	21	20
				2:26	2:39	3:18	8:11	9:11	10:14	10:30	10:31	10:31
21	MIER Y TERAN David	S	MEX	25	24	23	23	24	22	21	22	21
				3:02	3:24	4:20	6:36	7:26	9:44	10:25	10:32	10:32

NOTE: After protest, JPN and UKR are DSQ in race 8.



INDIVIDUAL RACE RESULTS WITH MARK ROUNDING

带绕标记录的单轮成绩 / RÉSULTATS DE COURSE INDIVIDUELLE AVEC PASSAGES AUX MARQUES

	Marks								Finish
	Start	1	2	3	2	3	2	3	
Wind Direction:	290	290	290	290	290	290	290	290	290
Wind Speed(kts):	10	12	13	13	9	8	9	11	11
Elapsed time of first boat:		10:05	12:29	16:08	25:23	29:18	37:55	43:27	44:58

Rank	Name	Pos	NOC Code	Marks							Finish	Race Points
				1	2	3	2	3	2	3		
1	ZUBARI Shahar	S	ISR	6 0:58	6 0:32	2 0:00	4 0:39	3 0:09	1 0:00	1 0:00	1 0:00	1
2	BONTEMPS Julien	S	FRA	10 1:17	8 0:53	8 0:29	1 0:00	1 0:00	2 0:18	2 0:37	2 0:21	2
3	DEMPSEY Nick	S	GBR	4 0:39	2 0:06	1 0:00	3 0:22	2 0:03	3 0:36	3 0:44	3 0:55	3
4	MIER Y TERAN David	S	MEX	1 0:00	3 0:14	7 0:27	2 0:20	6 0:22	4 0:58	4 1:13	4 1:27	4
5	SANTOS Ricardo	S	BRA	3 0:35	4 0:18	4 0:12	6 0:53	4 0:13	6 1:44	6 1:45	5 1:39	5
6	PASTOR Ivan	S	ESP	7 1:06	7 0:47	6 0:22	8 1:42	9 1:07	8 2:10	5 1:28	6 1:45	6
7	CHAN King Yin	S	HKG	15 1:42	9 0:56	9 0:46	7 1:16	5 0:18	5 1:10	7 1:52	7 1:56	7
8	ASHLEY Tom	S	NZL	5 0:46	5 0:30	5 0:17	5 0:45	7 0:25	7 2:04	8 2:14	8 2:25	8
9	LEE Taehoon	S	KOR	9 1:13	11 1:00	12 1:01	10 2:17	11 1:58	9 2:16	9 2:34	9 2:45	9
10	KAKLAMANAKIS Nikolaos	S	GRE	27 2:23	28 3:05	21 3:03	13 3:00	13 2:43	12 3:37	11 3:03	10 2:55	10
11	OBBEREMKO Maksym	S	UKR	2 0:16	1 0:00	3 0:08	9 1:53	8 1:01	10 2:25	10 2:49	11 3:05	11
12	TOMIZAWA Makoto	S	JPN	22 2:04	25 2:58	18 2:48	20 3:55	17 3:28	11 3:33	13 3:44	12 3:36	12
13	RODRIGUES Joao	S	POR	19 1:56	19 2:43	17 2:40	11 2:33	10 1:13	13 3:47	12 3:31	13 3:37	13
14	CARIOLOU Andreas	S	CYP	14 1:35	13 1:43	13 1:02	16 3:23	14 2:52	17 4:36	14 4:01	14 3:55	14
15	MIARCZYNSKI Przemyslaw	S	POL	8 1:10	12 1:33	11 0:56	12 2:41	12 2:37	14 4:03	16 4:23	15 3:56	15
16	REUTEMANN Mariano Daniel	S	ARG	11 1:26	10 0:58	10 0:50	15 3:09	19 3:34	15 4:07	15 4:08	16 3:58	16
17	STAUFFACHER Richard	S	SUI	20 1:57	23 2:52	19 2:52	19 3:52	15 3:02	18 4:51	17 4:32	17 4:04	17
18	GADORFALVI Aron	S	HUN	16 1:50	16 2:35	15 2:29	14 3:06	18 3:30	16 4:12	18 4:41	18 4:23	18
19	WANG Aichen	S	CHN	17 1:53	15 2:32	14 2:21	21 4:01	21 4:27	20 5:35	19 5:18	19 5:06	19
20	BOUMAN Casper	S	NED	30 2:52	29 3:12	20 2:58	18 3:45	16 3:24	19 5:05	20 5:52	20 5:50	20
21	HEIDEGGER Fabian	S	ITA	24 2:12	21 2:48	16 2:35	17 3:41	20 4:15	22 7:00	21 6:16	21 6:07	21



INDIVIDUAL RACE RESULTS WITH MARK ROUNDING

带绕标记录的单轮成绩 / RÉSULTATS DE COURSE INDIVIDUELLE AVEC PASSAGES AUX MARQUES

	Marks						
	Start	1	2	3	2	3	Finish
Wind Direction:	275	275	275	275	275	275	275
Wind Speed(kts):	7	7	7	7	7	7	7
Elapsed time of first boat:		8:54	11:14	13:59	22:34	25:43	26:52

Rank	Name	Pos	NOC Code	Marks					Finish	Race Points
				1	2	3	2	3		
1	WANG Aichen	S	CHN	1	1	1	1	1	1	1
				0:00	0:00	0:00	0:00	0:00	0:00	0:00
2	TOMIZAWA Makoto	S	JPN	3	3	3	2	3	2	2
				0:23	0:25	0:41	0:36	0:54	0:26	0:26
3	BONTEMPS Julien	S	FRA	4	4	4	3	2	3	3
				0:39	0:34	0:48	0:44	0:41	0:35	0:35
4	ZUBARI Shahar	S	ISR	2	2	2	4	4	4	4
				0:14	0:06	0:12	1:04	1:13	0:47	0:47
5	DEMPSEY Nick	S	GBR	6	5	5	5	5	5	5
				0:52	0:39	0:58	1:35	1:31	1:15	1:15
6	ICINGIR Ertugrul	S	TUR	5	6	6	6	6	6	6
				0:43	0:48	1:17	1:39	1:41	1:33	1:33
7	KAKLAMANAIS Nikolaos	S	GRE	9	9	8	7	7	7	7
				0:59	1:10	1:36	1:53	2:03	1:52	1:52
8	CHAN King Yin	S	HKG	15	14	14	8	8	8	8
				1:48	1:50	2:27	2:01	2:15	2:07	2:07
9	LEE Taehoon	S	KOR	11	12	12	9	9	9	9
				1:11	1:25	1:55	2:19	2:28	2:20	2:20
10	CARIOLOU Andreas	S	CYP	7	7	7	10	10	10	10
				0:54	0:55	1:22	2:33	2:43	2:38	2:38
11	PLAVSIC Zac	S	CAN	10	11	11	11	11	11	11
				1:06	1:20	1:51	2:39	3:00	2:49	2:49
12	OBEREMKO Maksym	S	UKR	12	10	10	12	12	12	12
				1:13	1:16	1:47	2:47	3:08	2:59	2:59
13	GADORFALVI Aron	S	HUN	13	13	13	13	13	13	13
				1:41	1:42	2:14	2:57	3:19	3:10	3:10
14	FLORES PEREZ Carlos Julio	S	VEN	8	8	9	14	14	14	14
				0:56	1:05	1:43	3:06	3:27	3:29	3:29
15	PASTOR Ivan	S	ESP	17	17	15	15	15	15	15
				2:02	2:11	2:32	3:37	3:42	3:29	3:29
16	SULAKSANA I Gusti Made Oka	S	INA	21	21	22	16	16	16	16
				2:31	2:43	3:33	3:53	4:14	4:00	4:00
17	HEIDEGGER Fabian	S	ITA	23	22	21	17	17	17	17
				2:41	2:56	3:28	4:06	4:22	4:12	4:12
18	MIARCZYNSKI Przemyslaw	S	POL	25	25	25	18	18	18	18
				3:04	3:20	3:54	4:24	4:42	4:43	4:43
19	RODRIGUES Joao	S	POR	20	20	20	19	19	19	19
				2:26	2:35	3:07	4:31	5:02	4:56	4:56
20	REUTEMANN Mariano Daniel	S	ARG	19	19	19	20	20	20	20
				2:18	2:27	2:59	4:54	5:19	5:16	5:16
21	BOUMAN Casper	S	NED	31	30	29	21	21	21	21
				3:30	3:50	4:34	5:04	5:30	5:34	5:34



INDIVIDUAL RACE RESULTS WITH MARK ROUNDING

带绕标记录的单轮成绩 / RÉSULTATS DE COURSE INDIVIDUELLE AVEC PASSAGES AUX MARQUES

Rank	Name	Pos	NOC Code	Marks					Finish	Race Points
				1	2	3	2	3		
22	STAUFFACHER Richard	S	SUI	18 2:14	18 2:24	18 2:55	22 5:12	22 5:35	22 5:41	22
23	POULSEN Jonas Kaeldsoe	S	DEN	26 3:09	26 3:29	26 4:12	23 5:20	23 5:39	23 5:44	23
24	POLLAK Patrik	S	SVK	27 3:15	28 3:39	28 4:27	24 5:33	24 6:01	24 5:54	24
25	MIER Y TERAN David	S	MEX	29 3:22	31 3:56	31 4:42	25 5:39	25 6:09	25 6:08	25
26	BOONSAWAD Ek	S	THA	28 3:20	27 3:35	27 4:22	26 5:57	26 6:24	26 6:29	26
27	ZHUKAVETS Mikalai	S	BLR	30 3:25	29 3:46	30 4:38	28 6:07	28 6:36	27 6:32	27
28	AHUN Johannes	S	EST	16 1:51	16 2:04	17 2:46	27 6:02	27 6:31	28 6:37	28
29	MRATOVIC Luka	S	CRO	32 3:53	32 4:24	32 5:05	29 6:12	29 6:41	29 6:40	29
30	TOKAREV Alexey	S	RUS	34 4:28	34 4:47	34 5:27	30 6:16	30 6:45	30 6:47	30
31	BARGER Benjamin	S	USA	22 2:36	23 3:02	23 3:37	31 6:20	31 6:51	31 7:00	31
32	ASHLEY Tom	S	NZL	24 2:57	24 3:15	24 3:44	32 6:50	32 7:22	32 7:27	32
33	SANTOS Ricardo	S	BRA	35 5:00	35 5:28	35 5:50	33 6:55	33 7:25	33 7:28	33
34	GRILLO Santiago	S	COL	14 1:45	15 1:58	16 2:42	34 7:29	34 7:33	34 8:13	34
35	CHANG Hao	S	TPE	33 4:15	33 4:37	33 5:21	35 8:50	35 9:18	35 9:11	35

Other information:

Course:	Trapezoid Outer (O1)
Temperature:	26 C
Humidity:	60%
Conditions:	Partly cloudy

Note:

- (1) A dash in a mark rounding column indicates that the boat's position was not recorded at that mark.
 (2) Times shown under NOC are times behind the leader.

Legend:

S Skipper



INDIVIDUAL RACE RESULTS WITH MARK ROUNDING

带绕标记录的单轮成绩 / RÉSULTATS DE COURSE INDIVIDUELLE AVEC PASSAGES AUX MARQUES

	Marks			
	Start	1	4	Finish
Wind Direction:	165	165	165	
Wind Speed(kts):	9	7	7	
Elapsed time of first boat:		9:55	14:46	19:03

Rank	Name	Pos	NOC Code	Marks			Race Points
				1	4	Finish	
1	CHAN King Yin	S	HKG	1 0:00	1 0:00	1 0:00	2
2	ZUBARI Shahar	S	ISR	3 0:49	2 0:22	2 0:27	4
3	ASHLEY Tom	S	NZL	2 0:26	3 0:34	3 0:38	6
4	BONTEMPS Julien	S	FRA	5 1:01	5 0:57	4 0:46	8
5	WANG Aichen	S	CHN	4 0:54	4 0:46	5 1:01	10
6	SANTOS Ricardo	S	BRA	10 1:19	9 1:23	6 1:05	12
7	DEMPSEY Nick	S	GBR	8 1:13	6 1:04	7 1:09	14
8	PASTOR Ivan	S	ESP	6 1:06	7 1:14	8 1:35	16
9	TOMIZAWA Makoto	S	JPN	9 1:16	8 1:19	9 1:42	18
-	KAKLAMANAKIS Nikolaos	S	GRE	7 1:11	-	-	22 OCS

Other information:

Course:	Windward-Leeward Slalom (WS1)
Temperature:	28 C
Humidity:	55%
Conditions:	Sunny

Note:

- (1) A dash in a mark rounding column indicates that the boat's position was not recorded at that mark.
 (2) Times shown under NOC are times behind the leader.

Legend:

OCS On the course side

S Skipper



FLEET OVERALL As of 20 AUG 2008

N轮后单项总成绩表 / CLASSEMENT GÉNÉRAL - APRÈS N COURSES

AFTER 11 RACES

Place	Name	Pos	NOC Code	Points per Race										Medal Race	Total Pts	Net Pts
				1	2	3	4	5	6	7	8	9	10			
1	YIN Jian	S	CHN	1	1	1	3	3	(13)	7	8	8	1	6	52	39
2	SENSINI Alessandra	S	ITA	6	2	9	1	(28) DSQ	3	2	2	5	8	2	68	40
3	SHAW Bryony	S	GBR	4	3	11	6	(28) OCS	6	5	3	1	2	4	73	45
4	ALABAU Marina	S	ESP	3	5	5	2	5	(11)	8	5	4	9	8	65	54
5	CRISP Jessica	S	AUS	2	4	3	8	1	8	9	(14)	6	5	20	80	66
6	KENDALL Barbara	S	NZL	12	7	12	4	2	4	3	6	13	(21)	12	96	75
7	KLEPACKA Zofia	S	POL	(17)	16	17	5	4	2	1	1	3	17	16	99	82
8	MASLIVETS Olha	S	UKR	5	6	(14)	11	10	1	4	12	12	12	10	97	83
9	CHAN Wai Kei	S	HKG	10	10	6	13	7	12	6	7	(14)	4	18	107	93
10	DAVIDOVICH Maayan	S	ISR	13	9	(20)	9	13	14	16	4	9	10	14	131	111
11	MERRET Faustine	S	FRA	8	(28) DSQ	10	7	11	19	17	18	7	3	-	128	100
12	BONTEMPS Irina	S	BUL	(18)	8	8	15	18	17	10	10	2	13	-	119	101
13	KOSUGE Yasuko	S	JPN	9	12	4	17	14	(18)	18	11	10	7	-	120	102
14	STAALSTROEM Jannicke	S	NOR	7	(28) DSQ	2	12	9	10	15	13	21	18	-	135	107
15	FRAI Athena	S	GRE	15	15	16	10	(19)	5	11	9	15	11	-	126	107
16	PETAJA Tuuli	S	FIN	14	11	7	(16)	16	16	12	16	11	14	-	133	117
17	GIRKE Nikola	S	CAN	11	14	13	14	12	15	13	(28) DNF	18	15	-	153	125
18	FREITAS Patricia	S	BRA	20	13	15	(23)	6	7	21	17	16	20	-	158	135
19	HONORE Bettina	S	DEN	21	18	21	18	20	9	14	15	(22)	6	-	164	142
20	TANSAI Napalai	S	THA	16	17	18	(24)	8	22	19	23	23	23	-	193	169
21	CHATZIDAMIANOU Gavriella	S	CYP	19	22	23	22	15	23	(25)	22	20	16	-	207	182
22	DETRE Diana	S	HUN	22	20	19	21	22	25	(26)	20	17	19	-	211	185



FLEET OVERALL As of 20 AUG 2008

N轮后单项总成绩表 / CLASSEMENT GÉNÉRAL - APRÈS N COURSES

AFTER 11 RACES

Place	Name	Pos	NOC Code	Points per Race										Medal Race	Total Pts	Net Pts
				1	2	3	4	5	6	7	8	9	10			
23	VEGA Demita	S	MEX	23	21	25	25	17	21	20	19	19	(26)	-	216	190
24	BAZYUK Tatiana	S	RUS	24	23	24	19	21	20	22	21	(25)	24	-	223	198
25	GUTIERREZ Florencia	S	ARG	27	19	27	20	23	26	23	(28)	24	27	-	244	216
26	RIOS Nancy	S	USA	25	24	22	26	24	27	(28)	28	26	22	-	252	224
27	KOKTENTURK Sedef	S	TUR	26	25	26	27	(28)	24	24	28	27	25	-	260	232
								OCS								

Legend:

(x) Excluded score
 OCS On the course side

DNF Did not finish
 Pts points

DSQ Disqualification
 S Skipper



FLEET OVERALL - PROGRESSIVE As of 20 AUG 2008

名次汇总表 / CLASSEMENT GÉNÉRAL - EN COURS

Name	Pos	NOC Code	Overall Position (Rank) after each race										Medal	
			1	2	3	4	5	6	7	8	9	10		
YIN Jian	S	CHN	1	1	1	1	1	1	1	1	1	2	1	1
SENSINI Alessandra	S	ITA	6	4	4	4	4	4	3	2	2	1	2	2
SHAW Bryony	S	GBR	4	3	5	5	5	6	6	6	5	4	3	3
ALABAU Marina	S	ESP	3	5	3	2	3	2	4	4	3	3	5	4
CRISP Jessica	S	AUS	2	2	2	3	2	4	3	4	4	5	4	5
KENDALL Barbara	S	NZL	12	7	9	6	6	5	5	8	7	6	6	6
KLEPACKA Zofia	S	POL	17	16	18	16	12	9	8	6	6	7	7	7
MASLIVETS Olha	S	UKR	5	6	7	7	8	7	7	7	7	8	8	8
CHAN Wai Kei	S	HKG	10	8	8	8	9	10	9	10	9	9	9	9
DAVIDOVICH Maayan	S	ISR	13	10	14	13	13	13	14	11	10	10	10	10
MERRET Faustine	S	FRA	8	19	15	15	10	11	12	15	15	11	11	11
BONTEMPS Irina	S	BUL	18	13	11	12	15	18	16	14	11	12	12	12
KOSUGE Yasuko	S	JPN	9	9	6	9	11	12	13	13	13	13	13	13
STAALSTROEM Jannicke	S	NOR	7	18	12	11	7	8	10	9	12	14	14	14
FRAI Athena	S	GRE	15	14	16	17	18	14	11	12	14	15	15	15
PETAJA Tuuli	S	FIN	14	11	10	10	14	16	15	16	16	16	16	16
GIRKE Nikola	S	CAN	11	12	13	14	16	17	17	17	17	17	17	17
FREITAS Patricia	S	BRA	20	15	17	18	17	15	18	18	18	18	18	18
HONORE Bettina	S	DEN	21	20	20	20	20	20	20	20	19	19	19	19
TANSAI Napalai	S	THA	16	17	19	19	19	19	19	19	19	20	20	20
CHATZIDAMIANOU Gavriella	S	CYP	19	21	22	22	21	24	21	21	22	21	21	21
DETRE Diana	S	HUN	22	22	21	21	22	26	23	23	23	22	22	22
VEGA Demita	S	MEX	23	23	23	25	23	21	22	22	21	23	23	23
BAZYUK Tatiana	S	RUS	24	25	25	23	24	22	24	25	24	24	24	24
GUTIERREZ Florencia	S	ARG	27	24	26	24	25	23	25	24	25	25	25	25
RIOS Nancy	S	USA	25	26	24	26	26	27	26	26	26	26	26	26
KOKTENTURK Sedef	S	TUR	26	27	27	27	27	25	27	27	27	27	27	27

Legend:
 S Skipper



INDIVIDUAL RACE RESULTS WITH MARK ROUNDING

带绕标记录的单轮成绩 / RÉSULTATS DE COURSE INDIVIDUELLE AVEC PASSAGES AUX MARQUES

	Marks						Finish
	Start	1	2	3	2	3	
Wind Direction:	100	100	100	100	100	100	100
Wind Speed(kts):	8	8	8	8	8	8	8
Elapsed time of first boat:		14:07	18:28	25:18	32:44	37:13	38:06

Rank	Name	Pos	NOC Code	Marks					Finish	Race Points
				1	2	3	2	3		
1	YIN Jian	S	CHN	1	1	1	1	1	1	1
				0:00	0:00	0:00	0:00	0:00	0:00	
2	CRISP Jessica	S	AUS	2	2	2	2	2	2	2
				0:01	0:13	0:18	0:21	0:17	0:20	
3	ALABAU Marina	S	ESP	3	3	3	3	3	3	3
				0:05	0:37	0:45	0:25	0:48	0:46	
4	SHAW Bryony	S	GBR	5	6	6	5	4	4	4
				0:05	1:05	1:17	1:12	1:17	1:13	
5	MASLIVETS Olha	S	UKR	4	4	5	4	5	5	5
				0:05	0:40	1:05	0:59	1:30	1:19	
6	SENSINI Alessandra	S	ITA	7	8	7	7	6	6	6
				0:11	1:15	1:24	1:22	1:37	1:23	
7	STAALSTROEM Jannicke	S	NOR	8	7	8	6	7	7	7
				0:11	1:11	1:29	1:20	1:41	1:32	
8	MERRET Faustine	S	FRA	6	5	4	8	8	8	8
				0:06	0:49	0:58	1:27	1:46	1:35	
9	KOSUGE Yasuko	S	JPN	10	9	9	9	9	9	9
				1:29	1:32	1:41	1:54	2:19	2:17	
10	CHAN Wai Kei	S	HKG	15	15	14	11	10	10	10
				1:35	2:21	2:51	2:33	2:35	2:29	
11	GIRKE Nikola	S	CAN	9	10	11	10	11	11	11
				0:12	1:41	2:23	2:22	2:42	2:41	
12	KENDALL Barbara	S	NZL	13	13	13	12	12	12	12
				1:31	2:12	2:39	2:54	2:45	2:46	
13	DAVIDOVICH Maayan	S	ISR	12	12	10	13	13	13	13
				1:30	2:04	2:17	3:05	2:52	2:52	
14	PETAJA Tuuli	S	FIN	14	16	17	14	14	14	14
				1:31	2:29	3:05	3:14	3:26	3:24	
15	FRAI Athena	S	GRE	21	21	19	15	15	15	15
				1:45	3:05	3:30	3:23	3:34	3:39	
16	TANSAI Napalai	S	THA	18	17	16	16	16	16	16
				1:39	2:36	3:02	3:33	3:49	3:42	
17	KLEPACKA Zofia	S	POL	17	18	18	20	18	17	17
				1:35	2:56	3:20	3:56	4:04	3:44	
18	BONTEMPS Irina	S	BUL	20	20	20	19	20	18	18
				1:45	3:03	3:38	3:53	4:08	3:55	
19	CHATZIDAMIANOU Gavriella	S	CYP	16	14	15	17	17	19	19
				1:35	2:16	2:55	3:36	3:58	3:56	
20	FREITAS Patricia	S	BRA	11	11	12	18	19	20	20
				1:29	1:50	2:34	3:48	4:07	4:00	
21	HONORE Bettina	S	DEN	24	24	23	21	22	21	21
				3:21	3:35	4:17	4:11	4:44	4:32	



INDIVIDUAL RACE RESULTS WITH MARK ROUNDING

带绕标记录的单轮成绩 / RÉSULTATS DE COURSE INDIVIDUELLE AVEC PASSAGES AUX MARQUES

Rank	Name	Pos	NOC Code	Marks					Finish	Race Points
				1	2	3	2	3		
22	DETRE Diana	S	HUN	25 3:21	25 3:38	24 4:24	22 4:31	21 4:39	22 4:39	22
23	VEGA Demita	S	MEX	23 2:10	22 3:11	22 4:09	23 4:34	23 5:09	23 5:02	23
24	BAZYUK Tatiana	S	RUS	19 1:39	19 3:00	21 3:42	25 5:20	24 5:28	24 5:29	24
25	RIOS Nancy	S	USA	26 3:21	26 3:41	25 4:37	26 5:33	26 5:55	25 5:39	25
26	KOKTENTURK Sedef	S	TUR	22 1:49	23 3:24	26 4:48	24 4:47	25 5:52	26 5:41	26
27	GUTIERREZ Florencia	S	ARG	27 3:22	27 3:51	27 6:11	27 5:58	27 8:35	27 8:06	27

Other information:

Course:	Trapezoid Outer (O1)
Temperature:	27 C
Humidity:	79%
Conditions:	Cloudy

Note:

- (1) A dash in a mark rounding column indicates that the boat's position was not recorded at that mark.
 (2) Times shown under NOC are times behind the leader.

Legend:

S Skipper



INDIVIDUAL RACE RESULTS WITH MARK ROUNDING
 带绕标记录的单轮成绩 / RÉSULTATS DE COURSE INDIVIDUELLE AVEC PASSAGES AUX MARQUES

	Marks						Finish
	Start	1	2	3	2	3	
Wind Direction:	105	105	103	105	105	105	105
Wind Speed(kts):	8	8	8	8	8	8	8
Elapsed time of first boat:		7:01	8:59	15:54	22:35	28:08	29:04

Rank	Name	Pos	NOC Code	Marks					Finish	Race Points
				1	2	3	2	3		
1	YIN Jian	S	CHN	1	1	1	1	1	1	1
				0:00	0:00	0:00	0:00	0:00	0:00	
2	SENSINI Alessandra	S	ITA	2	2	3	2	2	2	2
				0:10	0:14	0:31	0:26	0:38	0:29	
3	SHAW Bryony	S	GBR	3	3	2	3	3	3	3
				0:20	0:28	0:22	0:31	0:43	0:35	
4	CRISP Jessica	S	AUS	4	5	5	4	4	4	4
				0:23	0:36	0:56	0:39	1:12	1:10	
5	ALABAU Marina	S	ESP	7	7	7	6	6	5	5
				0:32	1:03	1:11	1:13	1:38	1:31	
6	MASLIVETS Olha	S	UKR	5	4	6	7	7	6	6
				0:25	0:32	1:06	1:21	1:57	1:36	
7	KENDALL Barbara	S	NZL	11	9	8	8	8	8	7
				0:48	1:13	1:38	1:40	2:20	1:48	
8	BONTEMPS Irina	S	BUL	18	13	11	10	9	9	8
				1:09	1:27	1:55	2:00	2:25	2:14	
9	DAVIDOVICH Maayan	S	ISR	13	19	14	13	10	10	9
				0:56	1:46	2:05	2:16	2:37	2:28	
10	CHAN Wai Kei	S	HKG	12	10	10	9	11	11	10
				0:51	1:16	1:50	1:55	2:45	2:37	
11	PETAJA Tuuli	S	FIN	16	15	9	11	12	12	11
				1:04	1:33	1:43	2:06	3:02	2:49	
12	KOSUGE Yasuko	S	JPN	15	12	12	14	13	13	12
				1:02	1:24	1:58	2:19	3:05	2:54	
13	FREITAS Patricia	S	BRA	14	14	15	12	14	14	13
				0:58	1:31	2:07	2:10	3:16	3:00	
14	GIRKE Nikola	S	CAN	17	20	-	16	17	15	14
				1:07	1:49	2:17	2:27	3:27	3:12	
15	FRAI Athena	S	GRE	22	22	13	17	15	16	15
				1:30	1:54	2:01	2:29	3:20	3:21	
16	KLEPACKA Zofia	S	POL	19	17	18	15	16	17	16
				1:12	1:40	2:14	2:21	3:22	3:24	
17	TANSAI Napalai	S	THA	21	18	19	20	19	19	17
				1:17	1:42	2:16	2:57	3:49	3:41	
18	HONORE Bettina	S	DEN	23	23	20	19	20	20	18
				1:32	2:00	2:17	2:36	3:55	3:43	
19	GUTIERREZ Florencia	S	ARG	26	27	23	23	21	21	19
				1:41	2:27	2:34	3:04	4:02	3:54	
20	DETRE Diana	S	HUN	20	21	21	21	22	22	20
				1:14	1:51	2:17	2:59	4:06	3:58	
21	VEGA Demita	S	MEX	8	11	-	22	24	23	21
				0:38	1:20	2:17	3:02	4:31	4:17	

NOTE: After protest, NOR and FRA scored DSQ in race 2.



INDIVIDUAL RACE RESULTS WITH MARK ROUNDING

带绕标记录的单轮成绩 / RÉSULTATS DE COURSE INDIVIDUELLE AVEC PASSAGES AUX MARQUES

	Marks						
	Start	1	4	1	2	3	Finish
Wind Direction:	115						
Wind Speed(kts):	7						
Elapsed time of first boat:		8:39	13:50	21:34	24:03	28:48	29:28

Rank	Name	Pos	NOC Code	Marks					Finish	Race Points
				1	4	1	2	3		
1	YIN Jian	S	CHN	3 0:37	2 0:18	2 0:11	2 0:11	1 0:00	1 0:00	1
2	STAALSTROEM Jannicke	S	NOR	1 0:00	1 0:00	1 0:00	1 0:00	2 0:03	2 0:10	2
3	CRISP Jessica	S	AUS	2 0:34	3 0:27	3 0:17	3 0:22	3 0:19	3 0:37	3
4	KOSUGE Yasuko	S	JPN	4 0:41	4 0:33	4 0:45	4 0:50	4 0:31	4 0:57	4
5	ALABAU Marina	S	ESP	9 1:23	9 1:30	7 1:45	5 1:41	5 1:48	5 2:03	5
6	CHAN Wai Kei	S	HKG	7 1:15	5 1:07	6 1:40	6 1:47	6 1:55	6 2:07	6
7	PETAJA Tuuli	S	FIN	8 1:20	7 1:20	5 1:31	7 1:54	7 2:06	7 2:25	7
8	BONTEMPS Irina	S	BUL	11 1:31	11 1:43	8 2:10	8 2:15	8 2:16	8 2:36	8
9	SENSINI Alessandra	S	ITA	15 1:47	13 1:49	10 2:24	9 2:28	9 2:34	9 2:44	9
10	MERRET Faustine	S	FRA	16 1:49	14 1:52	11 2:32	11 2:37	10 2:44	10 3:03	10
11	SHAW Bryony	S	GBR	10 1:25	10 1:35	9 2:18	10 2:33	11 2:51	11 3:04	11
12	KENDALL Barbara	S	NZL	13 1:39	12 1:46	13 2:46	12 3:00	12 3:04	12 3:10	12
13	GIRKE Nikola	S	CAN	18 1:55	18 2:05	12 2:41	13 3:05	13 3:12	13 3:20	13
14	MASLIVETS Olha	S	UKR	22 2:12	19 2:10	15 2:54	14 3:12	14 3:15	14 3:23	14
15	FREITAS Patricia	S	BRA	14 1:44	16 1:59	14 2:52	15 3:17	16 3:31	15 3:40	15
16	FRAI Athena	S	GRE	17 1:52	17 2:02	17 3:02	18 3:39	15 3:28	16 3:42	16
17	KLEPACKA Zofia	S	POL	24 2:30	24 2:29	19 3:12	19 3:41	17 3:39	17 3:48	17
18	TANSAI Napalai	S	THA	25 2:35	25 2:36	22 3:26	21 3:48	20 3:53	18 3:54	18
19	DETRE Diana	S	HUN	6 1:12	8 1:25	18 3:05	17 3:32	19 3:49	19 3:58	19
20	DAVIDOVICH Maayan	S	ISR	23 2:21	23 2:25	23 3:39	22 3:54	21 3:57	20 4:02	20
21	HONORE Bettina	S	DEN	12 1:35	15 1:56	16 2:57	16 3:26	18 3:48	21 4:03	21



INDIVIDUAL RACE RESULTS WITH MARK ROUNDING

带绕标记录的单轮成绩 / RÉSULTATS DE COURSE INDIVIDUELLE AVEC PASSAGES AUX MARQUES

Rank	Name	Pos	NOC Code	Marks					Finish	Race Points
				1	4	1	2	3		
22	RIOS Nancy	S	USA	5 0:57	6 1:12	20 3:20	23 3:58	23 4:10	22 4:13	22
23	CHATZIDAMIANOU Gavriella	S	CYP	21 2:09	22 2:21	24 3:50	24 4:16	22 4:05	23 4:13	23
24	BAZYUK Tatiana	S	RUS	19 1:58	20 2:14	21 3:22	20 3:46	24 4:15	24 4:21	24
25	VEGA Demita	S	MEX	20 2:04	21 2:16	25 3:54	25 4:24	25 4:22	25 4:35	25
26	KOKTENTURK Sedef	S	TUR	26 2:51	26 2:59	26 3:59	26 4:33	26 4:48	26 4:46	26
27	GUTIERREZ Florencia	S	ARG	27 2:55	27 3:04	27 5:10	27 5:39	27 5:15	27 5:49	27

Other information:

Course:	Trapezoid Inner (I1)
Temperature:	28 C
Humidity:	77%
Conditions:	Partly cloudy

Note:

- (1) A dash in a mark rounding column indicates that the boat's position was not recorded at that mark.
 (2) Times shown under NOC are times behind the leader.

Legend:

S Skipper



INDIVIDUAL RACE RESULTS WITH MARK ROUNDING

带绕标记录的单轮成绩 / RÉSULTATS DE COURSE INDIVIDUELLE AVEC PASSAGES AUX MARQUES

	Marks						
	Start	1	4	1	2	3	Finish
Wind Direction:	120						
Wind Speed(kts):	8						
Elapsed time of first boat:		6:47	11:42	18:16	21:00	27:35	28:37

Rank	Name	Pos	NOC Code	Marks					Finish	Race Points
				1	4	1	2	3		
1	SENSINI Alessandra	S	ITA	2	2	2	2	1	1	1
				0:14	0:16	0:20	0:12	0:00	0:00	
2	ALABAU Marina	S	ESP	1	1	1	1	2	2	2
				0:00	0:00	0:00	0:00	0:04	0:12	
3	YIN Jian	S	CHN	11	9	6	6	3	3	3
				0:45	0:56	0:54	1:12	0:50	0:54	
4	KENDALL Barbara	S	NZL	4	4	4	5	4	4	4
				0:26	0:32	0:50	1:07	0:59	1:03	
5	KLEPACKA Zofia	S	POL	5	3	3	3	5	5	5
				0:31	0:25	0:43	0:49	1:04	1:10	
6	SHAW Bryony	S	GBR	3	5	5	4	6	6	6
				0:22	0:37	0:52	1:00	1:13	1:12	
7	MERRET Faustine	S	FRA	6	7	7	7	7	7	7
				0:33	0:46	0:59	1:17	1:18	1:19	
8	CRISP Jessica	S	AUS	10	14	9	9	8	8	8
				0:42	1:25	1:22	1:35	1:24	1:29	
9	DAVIDOVICH Maayan	S	ISR	13	8	11	11	9	9	9
				0:50	0:51	1:32	1:51	1:34	1:35	
10	FRAI Athena	S	GRE	12	12	12	12	10	10	10
				0:47	1:13	1:41	1:59	1:51	2:00	
11	MASLIVETS Olha	S	UKR	17	13	17	14	12	11	11
				1:03	1:18	2:03	2:10	2:03	2:09	
12	STAALSTROEM Jannicke	S	NOR	16	16	15	15	14	12	12
				1:02	1:38	1:58	2:17	2:22	2:13	
13	CHAN Wai Kei	S	HKG	7	6	8	8	13	13	13
				0:36	0:41	1:17	1:25	2:11	2:18	
14	GIRKE Nikola	S	CAN	9	11	10	10	11	14	14
				0:41	1:07	1:28	1:44	1:57	2:22	
15	BONTEMPS Irina	S	BUL	8	10	13	13	15	15	15
				0:39	1:02	1:47	2:04	2:28	2:25	
16	PETAJA Tuuli	S	FIN	19	17	14	16	16	16	16
				1:07	1:42	1:54	2:21	2:32	2:29	
17	KOSUGE Yasuko	S	JPN	18	15	16	17	17	17	17
				1:04	1:33	2:00	2:25	2:45	2:49	
18	HONORE Bettina	S	DEN	14	26	18	18	18	18	18
				0:53	2:26	2:26	2:48	3:07	3:03	
19	BAZYUK Tatiana	S	RUS	20	20	20	19	19	19	19
				1:09	1:52	2:34	2:56	3:13	3:12	
20	GUTIERREZ Florencia	S	ARG	22	18	19	20	20	20	20
				1:14	1:45	2:30	3:02	3:19	3:19	
21	DETRE Diana	S	HUN	23	23	25	25	21	21	21
				1:16	2:02	3:07	3:31	3:27	3:25	



INDIVIDUAL RACE RESULTS WITH MARK ROUNDING

带绕标记录的单轮成绩 / RÉSULTATS DE COURSE INDIVIDUELLE AVEC PASSAGES AUX MARQUES

Rank	Name	Pos	NOC Code	Marks					Finish	Race Points
				1	4	1	2	3		
22	CHATZIDAMIANOU Gavriella	S	CYP	26 1:30	25 2:14	22 2:50	22 3:17	22 3:38	22 3:33	22
23	FREITAS Patricia	S	BRA	21 1:12	22 1:58	23 2:53	23 3:22	23 3:42	23 3:39	23
24	TANSAI Napalai	S	THA	25 1:24	19 1:48	24 3:00	24 3:26	25 3:46	24 3:41	24
25	VEGA Demita	S	MEX	15 0:55	21 1:55	21 2:42	21 3:12	24 3:45	25 3:46	25
26	RIOS Nancy	S	USA	24 1:17	24 2:09	26 3:12	26 3:43	26 3:58	26 3:52	26
27	KOKTENTURK Sedef	S	TUR	27 1:42	27 2:36	27 3:34	27 3:54	27 4:02	27 4:07	27

Other information:

Course:	Trapezoid Inner (I1)
Temperature:	28 C
Humidity:	77%
Conditions:	Partly cloudy

Note:

- (1) A dash in a mark rounding column indicates that the boat's position was not recorded at that mark.
 (2) Times shown under NOC are times behind the leader.

Legend:

S Skipper



INDIVIDUAL RACE RESULTS WITH MARK ROUNDING

带绕标记录的单轮成绩 / RÉSULTATS DE COURSE INDIVIDUELLE AVEC PASSAGES AUX MARQUES

	Marks						
	Start	1	2	3	2	3	Finish
Wind Direction:	0	0	0	0	0	0	0
Wind Speed(kts):	9	9	8	11	12	12	12
Elapsed time of first boat:		10:35	14:36	22:42	29:23	34:22	35:38

Rank	Name	Pos	NOC Code	Marks					Finish	Race Points
				1	2	3	2	3		
1	CRISP Jessica	S	AUS	2	2	1	1	1	1	1
				0:15	0:33	0:00	0:00	0:00	0:00	
2	KENDALL Barbara	S	NZL	3	3	2	2	2	2	2
				0:46	0:55	0:03	0:10	0:11	0:13	
3	YIN Jian	S	CHN	4	4	3	3	3	3	3
				0:57	1:24	0:27	0:34	0:42	0:46	
4	KLEPACKA Zofia	S	POL	7	9	8	4	4	4	4
				1:35	2:26	2:02	2:09	2:15	2:17	
5	ALABAU Marina	S	ESP	10	8	10	9	5	5	5
				1:52	2:05	2:53	3:08	2:20	2:24	
6	FREITAS Patricia	S	BRA	8	6	6	6	6	6	6
				1:39	1:54	1:28	2:20	2:25	2:32	
7	CHAN Wai Kei	S	HKG	5	5	5	8	8	8	7
				1:17	1:41	1:22	2:47	2:39	2:40	
8	TANSAI Napalai	S	THA	1	1	4	5	9	9	8
				0:00	0:00	0:55	2:17	2:50	2:49	
9	STAALSTROEM Jannicke	S	NOR	18	19	15	15	10	10	9
				3:42	4:00	3:50	5:09	3:19	2:52	
10	MASLIVETS Olha	S	UKR	19	17	18	17	11	11	10
				3:48	3:46	4:13	5:16	3:28	3:23	
11	MERRET Faustine	S	FRA	13	10	9	10	12	12	11
				2:24	2:32	2:27	3:13	3:35	3:26	
12	GIRKE Nikola	S	CAN	16	16	11	12	13	13	12
				2:56	3:28	3:20	4:12	3:42	3:36	
13	DAVIDOVICH Maayan	S	ISR	17	18	13	11	15	14	13
				3:34	3:55	3:40	4:10	3:50	3:44	
14	KOSUGE Yasuko	S	JPN	12	14	14	13	14	15	14
				2:04	2:44	3:46	4:51	3:45	3:49	
15	CHATZIDAMIANOU Gavriella	S	CYP	15	15	16	18	16	16	15
				2:47	3:25	3:53	5:25	3:58	3:55	
16	PETAJA Tuuli	S	FIN	6	13	20	16	17	17	16
				1:31	2:41	5:12	5:14	4:05	4:06	
17	VEGA Demita	S	MEX	14	11	12	14	18	18	17
				2:29	2:35	3:27	5:02	4:17	4:16	
18	BONTEMPS Irina	S	BUL	20	20	19	20	19	19	18
				3:57	4:34	4:49	5:51	4:30	4:18	
19	FRAI Athena	S	GRE	21	21	22	21	20	20	19
				4:19	5:40	6:13	6:34	5:35	4:20	
20	HONORE Bettina	S	DEN	11	12	17	19	21	21	20
				2:02	2:37	3:56	5:31	5:42	5:24	
21	BAZYUK Tatiana	S	RUS	22	22	21	22	22	22	21
				4:43	6:04	6:07	7:14	6:41	5:27	

NOTE: After protest, ITA scored DSQ in race 5.



INDIVIDUAL RACE RESULTS WITH MARK ROUNDING

带绕标记录的单轮成绩 / RÉSULTATS DE COURSE INDIVIDUELLE AVEC PASSAGES AUX MARQUES

	Marks								Finish
	Start	1	4	1	4	1	2	3	
Wind Direction:	115	115	115						
Wind Speed(kts):	16	16	6						
Elapsed time of first boat:		6:14	8:47	14:19	16:49	22:30	23:58	26:29	27:14

Rank	Name	Pos	NOC Code	Marks							Finish	Race Points
				1	4	1	4	1	2	3		
1	MASLIVETS Olha	S	UKR	2	1	1	1	2	2	1	1	1
				0:09	0:00	0:00	0:00	0:06	0:09	0:00	0:00	
2	KLEPACKA Zofia	S	POL	1	2	2	2	1	1	2	2	2
				0:00	0:04	0:03	0:07	0:00	0:00	0:03	0:03	
3	SENSINI Alessandra	S	ITA	11	7	7	6	3	3	3	3	3
				1:23	1:10	1:42	1:46	1:51	1:51	1:42	1:51	
4	KENDALL Barbara	S	NZL	12	9	5	5	4	4	4	4	4
				1:27	1:17	1:27	1:39	1:55	2:01	1:48	1:56	
5	FRAI Athena	S	GRE	5	5	6	4	5	5	5	5	5
				0:40	0:39	1:39	1:37	2:05	2:13	2:00	2:09	
6	SHAW Bryony	S	GBR	3	3	3	3	6	6	6	6	6
				0:34	0:26	1:15	1:26	2:20	2:26	2:23	2:31	
7	FREITAS Patricia	S	BRA	4	4	4	8	7	8	7	7	7
				0:37	0:33	1:27	1:52	2:25	2:39	2:36	2:41	
8	CRISP Jessica	S	AUS	15	14	12	11	10	10	8	8	8
				1:46	1:49	2:28	2:26	2:53	2:57	2:38	2:47	
9	HONORE Bettina	S	DEN	7	10	9	9	8	7	9	9	9
				1:09	1:21	2:13	2:10	2:30	2:33	2:41	2:50	
10	STAALSTROEM Jannicke	S	NOR	6	6	8	7	9	9	10	10	10
				0:49	0:47	1:47	1:49	2:35	2:43	2:43	3:00	
11	ALABAU Marina	S	ESP	9	8	10	10	11	11	11	11	11
				1:15	1:15	2:18	2:21	3:05	3:09	3:24	3:25	
12	CHAN Wai Kei	S	HKG	13	13	13	13	13	13	12	12	12
				1:38	1:41	2:45	2:52	3:29	3:32	3:54	3:51	
13	YIN Jian	S	CHN	14	15	14	14	14	14	13	13	13
				1:41	1:56	2:58	2:59	3:37	3:42	3:56	3:54	
14	DAVIDOVICH Maayan	S	ISR	8	12	11	12	12	12	14	14	14
				1:11	1:29	2:21	2:46	3:24	3:29	3:56	3:59	
15	GIRKE Nikola	S	CAN	16	17	15	15	15	15	15	15	15
				1:50	2:08	3:09	3:14	4:03	4:02		4:16	
16	PETAJA Tuuli	S	FIN	10	11	16	17	16	16	16	16	16
				1:21	1:24	3:12	3:26	4:10	4:21		4:52	
17	BONTEMPS Irina	S	BUL	19	18	17	16	17	17	17	17	17
				2:10	2:14	3:15	3:20	4:31	4:37		5:15	
18	KOSUGE Yasuko	S	JPN	18	19	18	18	18	18	18	18	18
				2:07	2:20	3:34	3:50	4:51	5:03		5:43	
19	MERRET Faustine	S	FRA	17	16	19	19	19	19	19	19	19
				1:53	2:00	3:49	4:10	5:27	5:40		5:57	
20	BAZYUK Tatiana	S	RUS	22	23	20	21	20	20	20	20	20
				2:53	3:11	5:03	5:50	7:10	7:33		8:57	
21	VEGA Demita	S	MEX	23	21	21	20	21	21	21	21	21
				3:05	3:06	5:23	5:30	8:04	8:19		9:02	



INDIVIDUAL RACE RESULTS WITH MARK ROUNDING

带绕标记录的单轮成绩 / RÉSULTATS DE COURSE INDIVIDUELLE AVEC PASSAGES AUX MARQUES

Rank	Name	Pos	NOC Code	Marks							Finish	Race Points
				1	4	1	4	1	2	3		
22	TANSAI Napalai	S	THA	20 2:31	20 2:45	22 6:14	22 6:37	22 8:34	22 8:48	22	22 9:53	22
23	CHATZIDAMIANOU Gavriella	S	CYP	25 3:39	25 3:55	24 6:55	25 7:16	23 9:34	23 9:51	23	23 10:30	23
24	KOKTENTURK Sedef	S	TUR	21 2:48	22 3:08	25 7:01	24 7:12	25 10:34	25 10:46	24	24 11:18	24
25	DETRE Diana	S	HUN	26 3:41	26 4:56	26 8:08	26 8:29	24 10:29	24 10:44	25	25 11:35	25
26	GUTIERREZ Florencia	S	ARG	24 3:05	24 3:20	23 6:49	23 7:09	26 11:20	26 11:32	26	26 11:52	26
27	RIOS Nancy	S	USA	27 4:10	27 5:30	27 9:18	27 10:51	27	27 12:34	27	27 15:56	27

Other information:

Course:	Trapezoid Inner (I2)
Temperature:	27 C
Humidity:	100%
Conditions:	Rain

Note:

- (1) A dash in a mark rounding column indicates that the boat's position was not recorded at that mark.
 (2) Times shown under NOC are times behind the leader.

Legend:

S Skipper



INDIVIDUAL RACE RESULTS WITH MARK ROUNDING
 带绕标记录的单轮成绩 / RÉSULTATS DE COURSE INDIVIDUELLE AVEC PASSAGES AUX MARQUES

	Marks								Finish
	Start	1	4	1	4	1	2	3	
Wind Direction:	90	90	90	90	90	90	90	90	90
Wind Speed(kts):	22	22	22	22	22	20	20	20	20
Elapsed time of first boat:		7:00	9:44	17:34	19:37	26:46	28:13	30:02	30:33

Rank	Name	Pos	NOC Code	Marks							Finish	Race Points
				1	4	1	4	1	2	3		
1	KLEPACKA Zofia	S	POL	1	1	1	1	1	1	1	1	1
				0:00	0:00	0:00	0:00	0:00	0:00	0:00	0:00	0:00
2	SENSINI Alessandra	S	ITA	7	6	3	3	3	3	2	2	2
				1:35	1:02	0:33	0:56	1:04	1:07	0:54	1:08	
3	KENDALL Barbara	S	NZL	2	2	2	2	2	2	4	3	3
				0:42	0:26	0:05	0:11	1:01	1:06	1:39	1:47	
4	MASLIVETS Olha	S	UKR	11	10	5	4	4	4	3	4	4
				2:05	1:26	1:39	1:50	1:55	1:52	1:32	1:58	
5	SHAW Bryony	S	GBR	5	5	6	6	5	5	5	5	5
				1:19	0:52	1:55	2:07	2:15	2:22	2:23	2:27	
6	CHAN Wai Kei	S	HKG	6	7	7	7	6	6	6	6	6
				1:32	1:07	1:59	2:25	2:37	2:41	2:40	2:44	
7	YIN Jian	S	CHN	12	12	9	9	7	7	7	7	7
				2:24	1:55	3:03	3:10	3:30	3:38	3:13	3:21	
8	ALABAU Marina	S	ESP	3	3	8	8	9	9	8	8	8
				1:13	0:40	2:19	2:50	4:18	4:22	3:46	3:58	
9	CRISP Jessica	S	AUS	8	8	4	5	8	8	9	9	9
				1:44	1:11	1:35	1:55	4:11	4:13	3:54	4:00	
10	BONTEMPS Irina	S	BUL	15	14	13	13	10	10	10	10	10
				3:25	3:12	3:58	4:16	4:48	4:55	4:44	4:41	
11	FRAI Athena	S	GRE	4	4	10	10	11	11	11	11	11
				1:16	0:47	3:15	3:23	5:08	5:12	4:55	4:50	
12	PETAJA Tuuli	S	FIN	9	11	11	11	12	12	12	12	12
				1:48	1:34	3:20	3:41	5:54	6:03	5:58	6:06	
13	GIRKE Nikola	S	CAN	13	15	15	15	14	13	13	13	13
				2:28	3:21	5:17	5:58	6:19	6:16	6:04	6:09	
14	HONORE Bettina	S	DEN	10	9	14	14	13	14	14	14	14
				1:55	1:17	4:37	4:48	6:13	6:21	6:09	6:13	
15	STAALSTROEM Jannicke	S	NOR	14	13	12	12	15	15	15	15	15
				3:01	2:42	3:48	4:09	6:36	6:40	6:36	6:42	
16	DAVIDOVICH Maayan	S	ISR	18	17	17	17	16	16	16	16	16
				4:06	3:40	6:08	6:35	7:29	7:34	7:31	7:35	
17	MERRET Faustine	S	FRA	16	16	16	16	17	17	17	17	17
				3:54	3:34	5:59	6:26	8:24	8:30	8:19	8:22	
18	KOSUGE Yasuko	S	JPN	19	19	18	18	18	18	18	18	18
				4:14	3:58	6:59	7:15	9:39	9:47	9:34	9:43	
19	TANSAI Napalai	S	THA	17	18	20	20	19	19	19	19	19
				3:59	3:49	7:42	8:09	10:47	10:57	11:19	11:21	
20	VEGA Demita	S	MEX	22	21	19	19	20	20	20	20	20
				5:05	4:40	7:17	7:36	11:23	11:33	11:38	11:33	
21	FREITAS Patricia	S	BRA	23	22	-	22	21	21	21	21	21
				5:19	4:44		9:24	13:11	13:19	13:11	13:12	



INDIVIDUAL RACE RESULTS WITH MARK ROUNDING
 带绕标记录的单轮成绩 / RÉSULTATS DE COURSE INDIVIDUELLE AVEC PASSAGES AUX MARQUES

	Marks								Finish
	Start	1	4	1	4	1	2	3	
Wind Direction:	290	290	290	290	290	290	290	290	290
Wind Speed(kts):	17	16	17	17	17	15	15	16	16
Elapsed time of first boat:		10:11	14:04	26:04	29:19	42:41	44:21	47:46	48:25

Rank	Name	Pos	NOC Code	Marks							Finish	Race Points
				1	4	1	4	1	2	3		
1	KLEPACKA Zofia	S	POL	1	1	1	1	1	1	1	1	1
				0:00	0:00	0:00	0:00	0:00	0:00	0:00	0:00	0:00
2	SENSINI Alessandra	S	ITA	9	7	3	3	2	2	2	2	2
				2:39	1:56	1:45	1:56	0:58	0:56	1:24	1:30	1:30
3	SHAW Bryony	S	GBR	2	2	2	2	3	3	3	3	3
				1:03	0:22	1:32	1:29	1:08	1:07	1:52	1:58	1:58
4	DAVIDOVICH Maayan	S	ISR	7	8	6	6	4	4	4	4	4
				2:25	1:59	2:42	3:21	2:59	2:57	4:07	4:21	4:21
5	ALABAU Marina	S	ESP	5	4	7	7	5	5	5	5	5
				1:46	1:11	2:56	3:31	4:25	4:29	4:54	5:02	5:02
6	KENDALL Barbara	S	NZL	3	5	5	5	6	6	6	6	6
				1:40	1:23	2:19	3:12	4:58	5:00	5:30	5:21	5:21
7	CHAN Wai Kei	S	HKG	6	6	9	8	7	7	7	7	7
				2:22	1:54	3:47	4:33	5:06	5:04	5:36	5:37	5:37
8	YIN Jian	S	CHN	10	9	10	10	8	8	8	8	8
				2:42	2:31	4:14	5:12	5:10	5:09	5:44	5:43	5:43
9	FRAI Athena	S	GRE	4	3	4	4	9	9	9	9	9
				1:42	1:04	2:07	3:03	5:29	5:25	5:50	5:59	5:59
10	BONTEMPS Irina	S	BUL	16	15	11	12	10	10	10	10	10
				3:49	4:16	5:11	7:09	5:55	5:52	6:47	6:57	6:57
11	KOSUGE Yasuko	S	JPN	15	11	13	14	11	11	11	11	11
				3:41	3:50	6:08	8:16	7:07	7:04	7:58	8:10	8:10
12	MASLIVETS Olha	S	UKR	8	10	12	11	14	14	12	12	12
				2:36	2:49	5:39	6:45	7:44	7:42	8:08	8:16	8:16
13	STAALSTROEM Jannicke	S	NOR	17	20	17	17	12	12	14	13	13
				4:42	6:40	8:35	8:54	7:24	7:29	8:32	8:36	8:36
14	CRISP Jessica	S	AUS	14	12	15	13	13	13	13	14	14
				3:29	3:58	7:08	7:59	7:31	7:35	8:26	8:45	8:45
15	HONORE Bettina	S	DEN	11	16	14	15	15	15	15	15	15
				3:04	4:24	6:25	8:22	8:08	8:07	8:59	9:14	9:14
16	PETAJA Tuuli	S	FIN	13	13	8	9	16	16	16	16	16
				3:26	4:01	3:21	4:48	8:32	8:39	9:48	9:50	9:50
17	FREITAS Patricia	S	BRA	21	19	16	16	17	17	17	17	17
				5:37	6:34	8:06	8:27	9:33	9:38	10:54	11:09	11:09
18	MERRET Faustine	S	FRA	18	17	18	18	19	19	18	18	18
				5:01	6:02	9:56	10:28	10:41	10:54	11:55	12:21	12:21
19	VEGA Demita	S	MEX	20	18	19	19	18	18	19	19	19
				5:12	6:29	10:00	10:41	10:26	10:39	12:33	12:49	12:49
20	DETRE Diana	S	HUN	23	23	21	21	20	20	20	20	20
				6:57	7:27	10:55	11:38	11:43	11:49	13:46	14:20	14:20
21	BAZYUK Tatiana	S	RUS	12	14	20	20	21	21	21	21	21
				3:11	4:06	10:47	11:33	12:30	12:48	15:13	15:36	15:36



INDIVIDUAL RACE RESULTS WITH MARK ROUNDING

带绕标记录的单轮成绩 / RÉSULTATS DE COURSE INDIVIDUELLE AVEC PASSAGES AUX MARQUES

	Marks						
	Start	1	4	1	2	3	Finish
Wind Direction:	290	290	290	290	290	290	290
Wind Speed(kts):	13	9	8	9	9	11	11
Elapsed time of first boat:		10:29	16:06	25:59	33:14	35:38	37:15

Rank	Name	Pos	NOC Code	Marks					Finish	Race Points
				1	4	1	2	3		
1	SHAW Bryony	S	GBR	2	3	1	1	1	1	1
				0:11	0:24	0:00	0:00	0:00	0:00	
2	BONTEMPS Irina	S	BUL	1	1	3	3	2	2	2
				0:00	0:00	0:28	0:17	0:14	0:18	
3	KLEPACKA Zofia	S	POL	6	2	2	2	3	3	3
				0:36	0:21	0:21	0:08	0:18	0:30	
4	ALABAU Marina	S	ESP	3	7	6	5	5	4	4
				0:13	0:43	1:45	0:20	1:31	1:22	
5	SENSINI Alessandra	S	ITA	12	8	5	4	4	5	5
				1:08	0:54	1:36	0:19	1:27	1:37	
6	CRISP Jessica	S	AUS	8	6	4	7	6	6	6
				0:49	0:34	1:20	0:23	1:51	1:42	
7	MERRET Faustine	S	FRA	4	4	7	6	7	7	7
				0:17	0:27	1:53	0:22	1:57	1:44	
8	YIN Jian	S	CHN	11	10	10	8	8	8	8
				0:59	1:05	2:31	0:25	2:00	1:46	
9	DAVIDOVICH Maayan	S	ISR	7	5	9	9	9	9	9
				0:43	0:30	2:28	0:27	2:01	1:56	
10	KOSUGE Yasuko	S	JPN	9	9	11	10	10	10	10
				0:53	0:57	2:36	0:29	2:05	2:11	
11	PETAJA Tuuli	S	FIN	5	11	8	11	11	11	11
				0:28	1:12	2:12	0:30	2:21	2:15	
12	MASLIVETS Olha	S	UKR	19	17	13	12	12	12	12
				1:50	2:19	3:49	0:32	3:05	3:03	
13	KENDALL Barbara	S	NZL	17	13	15	15	13	13	13
				1:41	1:41	3:57	0:35	3:36	3:47	
14	CHAN Wai Kei	S	HKG	21	20	18	16	15	14	14
				1:56	3:00	4:19	0:36	4:04	4:02	
15	FRAI Athena	S	GRE	15	15	14	14	14	15	15
				1:32	1:57	3:54	0:35	3:59	4:09	
16	FREITAS Patricia	S	BRA	13	14	12	13	16	16	16
				1:14	1:51	3:31	0:34	4:08	4:12	
17	DETRE Diana	S	HUN	10	12	16	17	17	17	17
				0:55	1:18	3:59	0:37	4:16	4:27	
18	GIRKE Nikola	S	CAN	16	22	17	18	18	18	18
				1:36	3:06	4:16	0:47	5:04	4:59	
19	VEGA Demita	S	MEX	14	16	19	19	19	19	19
				1:20	2:05	4:53	0:50	5:15	5:09	
20	CHATZIDAMIANOU Gavriella	S	CYP	22	21	20	21	20	20	20
				2:15	3:03	4:56	3:42	5:38	5:15	
21	STAALSTROEM Jannicke	S	NOR	20	24	22	22	21	21	21
				1:53	3:16	5:22	3:44	5:50	5:25	



INDIVIDUAL RACE RESULTS WITH MARK ROUNDING

带绕标记录的单轮成绩 / RÉSULTATS DE COURSE INDIVIDUELLE AVEC PASSAGES AUX MARQUES

Rank	Name	Pos	NOC Code	Marks					Finish	Race Points
				1	4	1	2	3		
22	HONORE Bettina	S	DEN	18	18	21	20	22	22	22
				1:45	2:43	5:04	1:06	5:59	5:34	
23	TANSAI Napalai	S	THA	23	19	24	23	23	23	23
				2:19	2:56	5:52	3:46	6:28	6:32	
24	GUTIERREZ Florencia	S	ARG	27	26	23	24	24	24	24
				3:16	3:51	5:36	3:46	6:41	6:50	
25	BAZYUK Tatiana	S	RUS	26	27	25	25	25	25	25
				3:02	4:07	6:29	3:48	7:04	7:20	
26	RIOS Nancy	S	USA	24	23	26	26	26	26	26
				2:33	3:12	6:39	3:53	7:05	7:26	
27	KOKTENTURK Sedef	S	TUR	25	25	27	27	27	27	27
				2:37	3:42	8:18	3:55	7:07	8:27	

Other information:

Course:	Trapezoid Inner (I1)
Temperature:	27 C
Humidity:	66%
Conditions:	Cloudy

Note:

- (1) A dash in a mark rounding column indicates that the boat's position was not recorded at that mark.
 (2) Times shown under NOC are times behind the leader.

Legend:

S Skipper



INDIVIDUAL RACE RESULTS WITH MARK ROUNDING

带绕标记录的单轮成绩 / RÉSULTATS DE COURSE INDIVIDUELLE AVEC PASSAGES AUX MARQUES

	Marks						Finish
	Start	1	4	1	2	3	
Wind Direction:	275	275	275	275	275	275	275
Wind Speed(kts):	7	7	7	7	7	7	7
Elapsed time of first boat:		9:44	13:19	21:10	24:03	27:08	28:32

Rank	Name	Pos	NOC Code	Marks					Finish	Race Points
				1	4	1	2	3		
1	YIN Jian	S	CHN	1	1	1	1	1	1	1
				0:00	0:00	0:00	0:00	0:00	0:00	
2	SHAW Bryony	S	GBR	4	2	2	2	2	2	2
				0:27	0:28	0:55	0:48	1:13	1:01	
3	MERRET Faustine	S	FRA	3	3	3	3	3	3	3
				0:24	0:34	1:13	0:59	1:29	1:08	
4	CHAN Wai Kei	S	HKG	2	5	4	4	5	4	4
				0:21	0:40	1:23	1:10	2:02	1:30	
5	CRISP Jessica	S	AUS	7	8	5	5	4	5	5
				0:36	0:56	1:30	1:22	1:56	1:31	
6	HONORE Bettina	S	DEN	9	9	6	6	6	6	6
				0:51	1:00	1:46	1:42	2:15	1:55	
7	KOSUGE Yasuko	S	JPN	8	7	7	7	7	7	7
				0:40	0:50	2:17	2:13	2:51	2:32	
8	SENSINI Alessandra	S	ITA	14	12	10	9	8	8	8
				1:09	1:11	2:36	2:33	3:07	2:50	
9	ALABAU Marina	S	ESP	6	6	8	8	9	9	9
				0:33	0:48	2:26	2:25	3:14	3:02	
10	DAVIDOVICH Maayan	S	ISR	5	4	9	10	10	10	10
				0:31	0:37	2:31	2:38	3:20	3:11	
11	FRAI Athena	S	GRE	11	10	11	11	11	11	11
				0:58	1:04	2:45	2:47	3:33	3:18	
12	MASLIVETS Olha	S	UKR	12	13	12	12	12	12	12
				1:01	1:15	2:54	2:49	3:40	3:24	
13	BONTEMPS Irina	S	BUL	10	11	13	13	13	13	13
				0:54	1:07	2:57	2:55	3:50	3:37	
14	PETAJA Tuuli	S	FIN	19	18	14	14	14	14	14
				1:33	1:56	3:06	3:08	4:11	3:58	
15	GIRKE Nikola	S	CAN	21	20	15	15	15	15	15
				2:00	2:34	3:18	3:30	4:32	4:27	
16	CHATZIDAMIANOU Gavriella	S	CYP	18	16	16	16	16	16	16
				1:27	1:43	3:31	3:37	4:45	4:33	
17	KLEPACKA Zofia	S	POL	13	14	17	17	17	17	17
				1:06	1:19	3:41	3:53	4:57	4:49	
18	STAALSTROEM Jannicke	S	NOR	15	15	18	18	18	18	18
				1:11	1:35	3:49	4:05	5:07	5:00	
19	DETRE Diana	S	HUN	23	23	19	19	19	19	19
				2:15	2:47	4:05	4:21	5:29	5:11	
20	FREITAS Patricia	S	BRA	17	19	20	20	20	20	20
				1:19	2:02	4:17	4:30	5:39	5:20	
21	KENDALL Barbara	S	NZL	20	21	21	21	21	21	21
				1:58	2:37	4:20	4:40	5:50	5:29	



INDIVIDUAL RACE RESULTS WITH MARK ROUNDING

带绕标记录的单轮成绩 / RÉSULTATS DE COURSE INDIVIDUELLE AVEC PASSAGES AUX MARQUES

Rank	Name	Pos	NOC Code	Marks					Finish	Race Points
				1	4	1	2	3		
22	RIOS Nancy	S	USA	24	24	22	22	22	22	22
				2:22	2:57	4:28	4:48	6:01	5:38	
23	TANSAI Napalai	S	THA	22	22	23	23	23	23	23
				2:04	2:43	4:55	5:11	6:09	5:44	
24	BAZYUK Tatiana	S	RUS	16	17	24	24	24	24	24
				1:15	1:52	5:06	5:27	6:14	5:50	
25	KOKTENTURK Sedef	S	TUR	26	26	25	26	25	25	25
				3:01	3:18	5:40	6:05	6:48	6:33	
26	VEGA Demita	S	MEX	25	25	26	25	26	26	26
				2:50	3:11	5:42	6:00	7:00	6:50	
27	GUTIERREZ Florencia	S	ARG	27	27	27	27	27	27	27
				3:50	3:41	6:40	6:45	7:22	7:13	

Other information:

Course:	Trapezoid Inner (I1)
Temperature:	26 C
Humidity:	60%
Conditions:	Partly cloudy

Note:

- (1) A dash in a mark rounding column indicates that the boat's position was not recorded at that mark.
 (2) Times shown under NOC are times behind the leader.

Legend:

S Skipper



INDIVIDUAL RACE RESULTS WITH MARK ROUNDING

带绕标记录的单轮成绩 / RÉSULTATS DE COURSE INDIVIDUELLE AVEC PASSAGES AUX MARQUES

	Marks					
	Start	1	4	1	4	Finish
Wind Direction:	115	170	170	170	170	170
Wind Speed(kts):	8	6	7	6	7	7
Elapsed time of first boat:		5:36	8:32	14:26	18:04	31:10

Rank	Name	Pos	NOC Code	Marks				Finish	Race Points
				1	4	1	4		
1	SENSINI Alessandra	S	ITA	3 0:19	4 0:24	3 0:12	1 0:00	1 0:00	2
2	SHAW Bryony	S	GBR	2 0:11	2 0:18	1 0:00	3 0:26	2 0:12	4
3	YIN Jian	S	CHN	4 0:22	5 0:26	5 0:40	5 0:38	3 0:22	6
4	ALABAU Marina	S	ESP	1 0:00	1 0:00	2 0:06	2 0:19	4 0:43	8
5	MASLIVETS Olha	S	UKR	6 0:31	8 0:49	4 0:25	4 0:29	5 0:48	10
6	KENDALL Barbara	S	NZL	8 0:39	6 0:41	6 1:05	6 1:31	6 0:59	12
7	DAVIDOVICH Maayan	S	ISR	5 0:27	3 0:21	7 1:10	7 1:41	7 1:10	14
8	KLEPACKA Zofia	S	POL	7 0:34	9 0:58	10 1:52	10 2:07	8 1:31	16
9	CHAN Wai Kei	S	HKG	9 0:58	7 0:44	8 1:34	8 1:51	9 1:54	18
10	CRISP Jessica	S	AUS	10 0:58	10 1:17	9 1:37	9 1:55	10 9:04	20

Other information:

Course:	Windward-Leeward Slalom (WS2)
Temperature:	28 C
Humidity:	55%
Conditions:	Sunny

Note:

- (1) A dash in a mark rounding column indicates that the boat's position was not recorded at that mark.
 (2) Times shown under NOC are times behind the leader.

Legend:

S Skipper



FLEET OVERALL As of 19 AUG 2008

单轮后单项总成绩表 / CLASSEMENT GÉNÉRAL - APRÈS N COURSES

AFTER 10 RACES

Place	Name	Pos	NOC Code	Points per Race									Medal Race	Total Pts	Net Pts
				1	2	3	4	5	6	7	8	9			
1	GOODISON Paul	S	GBR	(15)	2	15	1	9	7	1	4	6	18	78	63
2	ZBOGAR Vasilij	S	SLO	(24)	4	14	6	2	11	18	1	11	4	95	71
3	ROMERO Diego	S	ITA	6	3	5	(36)	10	15	11	9	10	6	111	75
4	LIMA Gustavo	S	POR	5	8	3	(27)	17	6	16	8	3	10	103	76
5	MURDOCH Andrew	S	NZL	2	5	(40)	20	24	5	5	17	1	2	121	81
6	MYRGREN Rasmus	S	SWE	7	16	8	2	8	13	(22)	7	2	20	105	83
7	ALSOGARAY Julio	S	ARG	1	12	10	28	14	1	2	(31)	16	8	123	92
8	BERNAZ Jean Baptiste	S	FRA	19	1	12	9	6	10	30	5	(34)	12	138	104
9	LEIGH Mike	S	CAN	13	23	26	5	4	3	(28)	2	19	14	137	109
10	RUTH Kristian	S	NOR	10	11	17	10	3	8	13	21	(38)	16	147	109
11	LISOVENKO Igor	S	RUS	11	14	4	8	7	26	(37)	19	7	-	133	96
12	RADELIC Luka	S	CRO	(26)	15	7	21	1	21	3	16	17	-	127	101
13	KONTIDES Pavlos	S	CYP	8	7	24	14	5	12	14	29	(35)	-	148	113
14	HERNANDEZ Javier	S	ESP	17	25	11	3	28	(44)	19	13	5	-	165	121
15	CHEIMONAS Evangelos	S	GRE	22	21	9	11	(44)	44	9	6	8	-	174	130
16	GRABOWSKI Maciej	S	POL	9	19	22	18	16	23	(32)	20	4	-	163	131
17	FOGLIA Alejandro	S	URU	12	27	33	7	(36)	4	6	26	18	-	169	133
18	MUSLUBAS Kemal	S	TUR	4	(42)	27	19	15	27	7	15	32	-	188	146
19	GERITZER Andreas	S	AUT	28	6	2	30	20	(44)	44	18	9	-	201	157
20	SHEN Sheng	S	CHN	(40)	35	6	4	37	14	10	28	25	-	199	159
21	BARROWS III Thomas	S	ISV	20	28	20	24	26	(31)	15	10	21	-	195	164
22	SLINGSBY Tom	S	AUS	21	22	21	22	35	20	12	11	(40)	-	204	164



FLEET OVERALL As of 19 AUG 2008

轮后单项总成绩表 / CLASSEMENT GÉNÉRAL - APRÈS N COURSES

AFTER 10 RACES

Place	Name	Pos	NOC Code	Points per Race									Medal Race	Total Pts	Net Pts
				1	2	3	4	5	6	7	8	9			
23	NYHOLM Anders	S	DEN	18	26	19	15	19	(44) BFD	27	27	13	-	208	164
24	KARPAK Deniss	S	EST	16	20	(41)	37	38	2	4	35	14	-	207	166
25	CAMPBELL Andrew	S	USA	14	18	1	26	32	(44) BFD	8	44 DSQ	31	-	218	174
26	DEL SOLAR GOLDSMITH Matias	S	CHI	3	(34)	30	25	21	9	25	23	44 DNE	-	214	180
27	FONTES Bruno	S	BRA	31	17	31	12	12	24	35	22	(39)	-	223	184
28	HA Jeemin	S	KOR	23	33	(37)	31	13	17	17	34	22	-	227	190
29	BERECZ Zsombor	S	HUN	27	31	36	23	18	22	24	14	(37)	-	232	195
30	COLLURA Pierre Angelo	S	FIN	25	10	18	(41)	23	25	20	33	44 DNE	-	239	198
31	TRCKA Martin	S	CZE	29	36	38	13	29	19	26	(44) DNF	12	-	246	202
32	JULIE Allan	S	SEY	33	(37)	13	33	27	16	21	30	30	-	240	203
33	MAEGLI Juan	S	GUA	(44) DSQ	9	39	16	44 BFD	32	39	12	15	-	250	206
34	van SCHAARDENBURG Rutger	S	NED	32	29	34	32	25	18	(38)	25	20	-	253	215
35	IJIMA Yoichi	S	JPN	36	32	16	17	31	(44) BFD	31	44 DNF	28	-	279	235
36	KOH Seng Leong	S	SIN	35	41	29	39	(44) BFD	33	23	3	36	-	283	239
37	BOTTONI Christoph	S	SUI	34	13	32	40	39	(44) BFD	36	24	23	-	285	241
38	LIM Leong Keat Kevin	S	MAS	(44) BFD	24	28	42	22	34	34	39	26	-	293	249
39	RUIZ DURANGO Jose Miguel	S	VEN	39	(40)	23	29	40	29	33	32	24	-	289	249
40	AGUAYO Raul	S	DOM	37	30	35	(38)	34	28	29	36	29	-	296	258
41	SCHMIT Marc	S	LUX	30	39	25	35	30	35	(41)	40	33	-	308	267
42	MOHAMMAD Adil Khalid	S	UAE	38	38	42	(43)	11	36	42	38	27	-	315	272
43	DOUGLAS Gregory	S	BAR	41	(43)	43	34	33	30	40	37	41	-	342	299

Legend:

(x) Excluded score
DNF Did not finish
Pts points

BFD Disqualification under rule 30.3
DNS Did not start
S Skipper

DNE Disqualification not excludable. Rule 89.3(b)
DSQ Disqualification



FLEET OVERALL - PROGRESSIVE As of 19 AUG 2008
 名次汇总表 / CLASSEMENT GÉNÉRAL - EN COURS

Name	Pos	NOC Code	Overall Position (Rank) after each race									Medal
			1	2	3	4	5	6	7	8	9	
GOODISON Paul	S	GBR	15	6	7	1	4	1	1	1	1	1
ZBOGAR Vasilij	S	SLO	24	11	12	6	3	2	4	2	4	2
ROMERO Diego	S	ITA	6	2	1	8	1	7	2	3	5	3
LIMA Gustavo	S	POR	5	4	2	5	7	6	5	5	3	4
MURDOCH Andrew	S	NZL	2	1	13	15	13	12	6	8	6	5
MYRGREN Rasmus	S	SWE	7	9	5	2	2	5	3	4	2	6
ALSOGARAY Julio	S	ARG	1	3	3	9	10	3	7	6	7	7
BERNAZ Jean Baptiste	S	FRA	19	7	6	4	5	4	13	11	8	8
LEIGH Mike	S	CAN	13	16	19	16	12	11	11	7	10	9
RUTH Kristian	S	NOR	10	8	10	7	8	8	10	12	9	10
LISOVENKO Igor	S	RUS	11	10	4	3	6	9	9	10	11	11
RADELIC Luka	S	CRO	26	20	14	18	11	13	8	9	12	12
KONTIDES Pavlos	S	CYP	8	5	11	10	9	10	12	13	13	13
HERNANDEZ Javier	S	ESP	17	21	18	11	15	15	17	16	14	14
CHEIMONAS Evangelos	S	GRE	22	22	16	13	18	26	21	17	15	15
GRABOWSKI Maciej	S	POL	9	12	15	17	17	16	19	18	16	16
FOGLIA Alejandro	S	URU	12	19	24	20	24	14	14	15	17	17
MUSLUBAS Kemal	S	TUR	4	25	25	25	19	20	16	14	18	18
GERITZER Andreas	S	AUT	28	14	9	14	14	17	25	23	19	19
SHEN Sheng	S	CHN	40	39	29	21	25	21	18	19	20	20
BARROWS III Thomas	S	ISV	20	28	23	26	27	29	26	22	21	21
SLINGSBY Tom	S	AUS	21	23	21	22	26	25	29	27	22	22
NYHOLM Anders	S	DEN	18	24	20	19	20	23	24	24	23	23
KARPAK Deniss	S	EST	16	17	26	30	34	27	22	25	24	24
CAMPBELL Andrew	S	USA	14	13	8	12	16	19	15	21	25	25
DEL SOLAR GOLDSMITH Matias	S	CHI	3	18	22	24	23	18	20	20	26	26
FONTES Bruno	S	BRA	31	27	28	23	21	22	30	30	27	27
HA Jeemin	S	KOR	23	30	33	35	30	28	27	28	28	28
BERECZ Zsombor	S	HUN	27	31	35	33	29	30	34	33	29	29
COLLURA Pierre Angelo	S	FIN	25	15	17	27	22	24	23	26	30	30
TRCKA Martin	S	CZE	29	33	40	31	32	32	36	31	31	31
JULIE Allan	S	SEY	33	38	30	32	31	31	28	29	32	32
MAEGLI Juan	S	GUA	42	29	32	29	33	35	33	32	33	33
van SCHAARDENBURG Rutger	S	NED	32	32	36	36	37	34	32	34	34	34
IJIMA Yoichi	S	JPN	36	36	31	28	28	33	31	36	35	35
KOH Seng Leong	S	SIN	35	40	41	41	42	42	41	35	36	36
BOTTONI Christoph	S	SUI	34	26	27	34	36	38	39	37	37	37
LIM Leong Keat Kevin	S	MAS	43	35	37	39	35	36	35	38	38	38
RUIZ DURANGO Jose Miguel	S	VEN	39	42	38	38	40	39	37	39	39	39
AGUAYO Raul	S	DOM	37	34	39	40	41	40	38	40	40	40
SCHMIT Marc	S	LUX	30	37	34	37	38	37	40	41	41	41
MOHAMMAD Adil Khalid	S	UAE	38	41	42	43	39	41	42	42	42	42
DOUGLAS Gregory	S	BAR	41	43	43	42	43	43	43	43	43	43

Legend:
 S Skipper



INDIVIDUAL RACE RESULTS WITH MARK ROUNDING

带绕标记录的单轮成绩 / RÉSULTATS DE COURSE INDIVIDUELLE AVEC PASSAGES AUX MARQUES

	Marks						
	Start	1	2	3	2	3	Finish
Wind Direction:	130						
Wind Speed(kts):	6						
Elapsed time of first boat:		11:52	15:44	22:23	36:33	46:23	48:14

Rank	Name	Pos	NOC Code	Marks					Finish	Race Points
				1	2	3	2	3		
1	ALSOGARAY Julio	S	ARG	1	1	1	1	1	1	1
				0:00	0:00	0:00	0:00	0:00	0:00	0:00
2	MURDOCH Andrew	S	NZL	2	2	2	2	2	2	2
				0:26	0:24	0:23	0:27	0:23	0:40	0:40
3	DEL SOLAR GOLDSMITH Matias	S	CHI	3	3	3	3	3	3	3
				0:53	0:54	1:04	1:32	1:27	1:37	1:37
4	MUSLUBAS Kemal	S	TUR	7	7	4	4	4	4	4
				1:08	1:19	1:11	1:49	1:48	1:59	1:59
5	LIMA Gustavo	S	POR	9	9	6	8	5	5	5
				1:13	1:26	1:26	2:12	2:09	2:18	2:18
6	ROMERO Diego	S	ITA	5	5	5	5	6	6	6
				0:59	1:12	1:22	1:58	2:26	2:41	2:41
7	MYRGREN Rasmus	S	SWE	12	11	10	7	8	7	7
				1:22	1:37	1:50	2:05	2:30	2:49	2:49
8	KONTIDES Pavlos	S	CYP	4	4	7	6	7	8	8
				0:56	1:07	1:35	2:02	2:28	2:53	2:53
9	GRABOWSKI Maciej	S	POL	11	10	8	10	9	9	9
				1:17	1:30	1:41	2:25	2:31	2:57	2:57
10	RUTH Kristian	S	NOR	8	8	12	9	10	10	10
				1:10	1:23	2:07	2:20	2:38	3:00	3:00
11	LISOVENKO Igor	S	RUS	20	16	13	12	11	11	11
				1:50	2:00	2:10	2:39	2:45	3:05	3:05
12	FOGLIA Alejandro	S	URU	15	13	11	11	12	12	12
				1:38	1:46	2:03	2:33	2:51	3:10	3:10
13	LEIGH Mike	S	CAN	6	6	9	13	13	13	13
				1:06	1:16	1:44	2:47	3:06	3:21	3:21
14	CAMPBELL Andrew	S	USA	18	14	14	15	15	14	14
				1:45	1:53	2:13	3:00	3:25	3:34	3:34
15	GOODISON Paul	S	GBR	21	20	20	17	14	15	15
				1:52	2:09	2:29	3:17	3:23	3:39	3:39
16	KARPAK Deniss	S	EST	22	18	15	14	16	16	16
				1:55	2:04	2:16	2:52	3:31	3:50	3:50
17	HERNANDEZ Javier	S	ESP	23	24	28	18	17	17	17
				1:57	2:22	2:53	3:36	3:39	3:53	3:53
18	NYHOLM Anders	S	DEN	26	22	17	16	18	18	18
				2:04	2:15	2:20	3:09	3:48	4:00	4:00
19	BERNAZ Jean Baptiste	S	FRA	10	19	18	20	19	19	19
				1:15	2:07	2:22	3:42	3:51	4:04	4:04
20	BARROWS III Thomas	S	ISV	31	34	26	19	20	20	20
				2:19	2:46	2:49	3:39	3:55	4:08	4:08
21	SLINGSBY Tom	S	AUS	35	33	25	26	21	21	21
				2:27	2:44	2:46	4:10	4:15	4:30	4:30

NOTE: GUA socred DSQ under rule 42.



INDIVIDUAL RACE RESULTS WITH MARK ROUNDING

带绕标记录的单轮成绩 / RÉSULTATS DE COURSE INDIVIDUELLE AVEC PASSAGES AUX MARQUES

Rank	Name	Pos	NOC Code	Marks					Finish	Race Points
				1	2	3	2	3		
22	CHEIMONAS Evangelos	S	GRE	24 2:00	21 2:12	16 2:18	22 3:56	22 4:18	22 4:33	22
23	HA Jeemin	S	KOR	32 2:21	29 2:35	22 2:36	21 3:48	23 4:23	23 4:37	23
24	ZBOGAR Vasilij	S	SLO	41 2:50	39 3:04	34 3:07	23 3:59	24 4:29	24 4:44	24
25	COLLURA Pierre Angelo	S	FIN	27 2:06	26 2:27	23 2:41	25 4:05	25 4:31	25 4:47	25
26	RADELIC Luka	S	CRO	16 1:41	32 2:42	33 3:04	24 4:02	26 4:36	26 4:50	26
27	BERECZ Zsombor	S	HUN	17 1:43	17 2:02	24 2:44	29 4:22	27 4:39	27 4:53	27
28	GERITZER Andreas	S	AUT	14 1:36	23 2:18	27 2:51	33 4:37	28 4:41	28 4:57	28
29	TRCKA Martin	S	CZE	42 2:55	41 3:11	36 3:11	27 4:14	29 4:44	29 5:00	29
30	SCHMIT Marc	S	LUX	34 2:26	35 2:49	37 3:14	32 4:34	30 4:48	30 5:10	30
31	FONTES Bruno	S	BRA	19 1:48	15 1:56	21 2:32	30 4:25	31 4:56	31 5:13	31
32	van SCHAARDENBURG Rutger	S	NED	38 2:38	40 3:08	35 3:09	35 4:44	32 5:00	32 5:16	32
33	JULIE Allan	S	SEY	36 2:31	36 2:52	30 2:56	36 4:47	33 5:03	33 5:21	33
34	BOTTONI Christoph	S	SUI	29 2:14	27 2:29	32 3:02	31 4:29	34 5:05	34 5:24	34
35	KOH Seng Leong	S	SIN	28 2:08	30 2:37	31 2:58	37 4:49	36 5:12	35 5:28	35
36	IJIMA Yoichi	S	JPN	37 2:36	38 3:02	38 3:16	34 4:40	37 5:16	36 5:34	36
37	AGUAYO Raul	S	DOM	33 2:24	31 2:40	41 3:27	38 4:52	38 5:19	37 5:38	37
38	MOHAMMAD Adil Khalid	S	UAE	25 2:01	25 2:24	29 2:55	39 5:05	39 5:23	38 5:41	38
39	RUIZ DURANGO Jose Miguel	S	VEN	39 2:43	37 2:57	42 3:29	41 5:19	40 5:37	39 5:47	39
40	SHEN Sheng	S	CHN	30 2:17	28 2:32	39 3:18	40 5:09	41 6:05	40 6:25	40
41	DOUGLAS Gregory	S	BAR	40 2:47	42 3:13	40 3:24	42 5:52	42 6:40	41 6:57	41
-	LIM Leong Keat Kevin	S	MAS	-	-	-	-	-	-	44 BFD



INDIVIDUAL RACE RESULTS WITH MARK ROUNDING

带绕标记录的单轮成绩 / RÉSULTATS DE COURSE INDIVIDUELLE AVEC PASSAGES AUX MARQUES

Rank	Name	Pos	NOC Code	Marks					Finish	Race Points
				1	2	3	2	3		
-	MAEGLI Juan	S	GUA	13 1:26	12 1:43	19 2:25	28 4:19	35 5:08	-	44 DSQ

Other information:

Course:	Trapezoid Outer (O1)
Temperature:	28 C
Humidity:	77%
Conditions:	Partly cloudy

Note:
 (1) A dash in a mark rounding column indicates that the boat's position was not recorded at that mark.
 (2) Times shown under NOC are times behind the leader.

Legend:
BFD Disqualification under rule 30.3 **DSQ** Disqualification **S** Skipper

NOTE: GUA socred DSQ under rule 42.



INDIVIDUAL RACE RESULTS WITH MARK ROUNDING

带绕标记录的单轮成绩 / RÉSULTATS DE COURSE INDIVIDUELLE AVEC PASSAGES AUX MARQUES

	Marks					Finish
	Start	1	2	3	2	
Wind Direction:	115					
Wind Speed(kts):	8					
Elapsed time of first boat:		15:11	18:56	31:47	45:15	56:09
						58:00

Rank	Name	Pos	NOC Code	Marks					Finish	Race Points
				1	2	3	2	3		
1	BERNAZ Jean Baptiste	S	FRA	2	2	1	1	1	1	1
				0:05	0:18	0:00	0:00	0:00	0:00	
2	GOODISON Paul	S	GBR	13	13	4	2	2	2	2
				0:54	0:57	0:14	0:13	0:16	0:11	
3	ROMERO Diego	S	ITA	12	12	2	3	3	3	3
				0:51	0:55	0:03	0:32	1:03	1:05	
4	ZBOGAR Vasilij	S	SLO	8	8	10	4	4	4	4
				0:41	0:41	0:37	0:40	1:12	1:11	
5	MURDOCH Andrew	S	NZL	4	4	5	5	5	5	5
				0:21	0:26	0:22	0:45	1:18	1:18	
6	GERITZER Andreas	S	AUT	11	11	6	8	6	6	6
				0:49	0:51	0:25	0:59	1:27	1:31	
7	KONTIDES Pavlos	S	CYP	5	5	8	7	7	7	7
				0:24	0:30	0:32	0:56	1:31	1:33	
8	LIMA Gustavo	S	POR	3	3	7	10	8	8	8
				0:17	0:22	0:27	1:08	1:35	1:39	
9	MAEGLI Juan	S	GUA	15	14	11	11	9	9	9
				0:59	1:00	0:40	1:12	1:38	1:43	
10	COLLURA Pierre Angelo	S	FIN	7	7	12	9	10	10	10
				0:33	0:38	0:44	1:03	1:40	1:47	
11	RUTH Kristian	S	NOR	1	1	3	6	11	11	11
				0:00	0:00	0:09	0:53	1:43	1:49	
12	ALSOGARAY Julio	S	ARG	17	17	13	13	12	12	12
				1:04	1:10	0:47	1:23	1:46	1:53	
13	BOTTONI Christoph	S	SUI	6	6	9	12	13	13	13
				0:31	0:34	0:35	1:18	1:50	1:58	
14	LISOVENKO Igor	S	RUS	23	22	21	14	14	14	14
				1:16	1:27	1:06	1:38	1:56	2:01	
15	RADELIC Luka	S	CRO	28	26	25	16	15	15	15
				1:26	1:37	1:13	1:44	1:59	2:04	
16	MYRGREN Rasmus	S	SWE	32	30	26	17	16	16	16
				1:32	1:47	1:14	1:47	2:02	2:11	
17	FONTES Bruno	S	BRA	26	28	23	20	17	17	17
				1:21	1:42	1:09	1:55	2:10	2:17	
18	CAMPBELL Andrew	S	USA	21	21	22	15	18	18	18
				1:12	1:24	1:08	1:42	2:19	2:28	
19	GRABOWSKI Maciej	S	POL	20	20	17	18	19	19	19
				1:11	1:22	0:55	1:50	2:24	2:31	
20	KARPAK Deniss	S	EST	9	9	16	21	20	20	20
				0:45	0:44	0:54	1:58	2:34	2:42	
21	CHEIMONAS Evangelos	S	GRE	19	18	20	22	21	21	21
				1:10	1:16	1:03	2:00	2:39	2:48	



INDIVIDUAL RACE RESULTS WITH MARK ROUNDING

带绕标记录的单轮成绩 / RÉSULTATS DE COURSE INDIVIDUELLE AVEC PASSAGES AUX MARQUES

Rank	Name	Pos	NOC Code	Marks					Finish	Race Points
				1	2	3	2	3		
22	SLINGSBY Tom	S	AUS	35 1:39	33 1:54	24 1:11	23 2:06	22 2:43	22 2:52	22
23	LEIGH Mike	S	CAN	24 1:18	25 1:35	30 1:21	26 2:18	23 2:47	23 2:55	23
24	LIM Leong Keat Kevin	S	MAS	10 0:48	10 0:49	14 0:49	19 1:52	25 2:59	24 2:58	24
25	HERNANDEZ Javier	S	ESP	42 2:09	42 2:20	34 1:29	27 2:24	24 2:54	25 3:01	25
26	NYHOLM Anders	S	DEN	18 1:06	19 1:19	19 0:59	24 2:08	27 3:05	26 3:05	26
27	FOGLIA Alejandro	S	URU	37 1:52	36 2:02	32 1:24	25 2:12	26 3:02	27 3:10	27
28	BARROWS III Thomas	S	ISV	33 1:34	35 1:59	31 1:23	30 2:31	28 3:07	28 3:14	28
29	van SCHAARDENBURG Rutger	S	NED	14 0:56	15 1:02	15 0:51	29 2:29	29 3:10	29 3:16	29
30	AGUAYO Raul	S	DOM	16 1:02	16 1:06	18 0:56	28 2:26	30 3:15	30 3:17	30
31	BERECZ Zsombor	S	HUN	43 2:16	43 2:22	33 1:26	36 2:55	31 3:19	31 3:21	31
32	IJIMA Yoichi	S	JPN	34 1:37	38 2:07	27 1:16	31 2:39	32 3:24	32 3:27	32
33	HA Jeemin	S	KOR	29 1:27	29 1:44	42 2:00	33 2:46	33 3:39	33 3:40	33
34	DEL SOLAR GOLDSMITH Matias	S	CHI	27 1:24	27 1:40	28 1:18	34 2:49	34 3:44	34 3:47	34
35	SHEN Sheng	S	CHN	30 1:29	32 1:52	39 1:38	32 2:42	35 3:46	35 3:53	35
36	TRCKA Martin	S	CZE	31 1:31	31 1:50	41 1:47	40 3:06	36 4:00	36 4:03	36
37	JULIE Allan	S	SEY	41 2:07	41 2:15	35 1:32	35 2:52	37 4:04	37 4:08	37
38	MOHAMMAD Adil Khalid	S	UAE	25 1:20	24 1:33	36 1:34	41 3:11	38 4:07	38 4:12	38
39	SCHMIT Marc	S	LUX	36 1:45	34 1:56	38 1:37	39 3:04	39 4:12	39 4:18	39
40	RUIZ DURANGO Jose Miguel	S	VEN	38 1:54	37 2:05	40 1:42	43 3:32	41 4:20	40 4:21	40
41	KOH Seng Leong	S	SIN	40 2:02	40 2:12	37 1:36	38 3:01	40 4:15	41 4:25	41
42	MUSLUBAS Kemal	S	TUR	22 1:14	23 1:30	29 1:19	37 2:57	42 4:23	42 4:32	42



INDIVIDUAL RACE RESULTS WITH MARK ROUNDING

带绕标记录的单轮成绩 / RÉSULTATS DE COURSE INDIVIDUELLE AVEC PASSAGES AUX MARQUES

Rank	Name	Pos	NOC Code	Marks					Finish	Race Points
				1	2	3	2	3		
43	DOUGLAS Gregory	S	BAR	39	39	43	42	43	43	43
				1:58	2:10	2:01	3:23	4:35	4:57	

Other information:

Course:	Trapezoid Outer (O1)
Temperature:	28 C
Humidity:	77%
Conditions:	Partly cloudy

Note:
 (1) A dash in a mark rounding column indicates that the boat's position was not recorded at that mark.
 (2) Times shown under NOC are times behind the leader.

Legend:
 S Skipper



INDIVIDUAL RACE RESULTS WITH MARK ROUNDING
 带绕标记录的单轮成绩 / RÉSULTATS DE COURSE INDIVIDUELLE AVEC PASSAGES AUX MARQUES

	Marks						Finish
	Start	1	4	1	2	3	
Wind Direction:	145	145	145	145	145	145	145
Wind Speed(kts):	5	5	5	5	5	5	5
Elapsed time of first boat:		17:30	27:07	37:39	42:12	50:40	53:58

Rank	Name	Pos	NOC Code	Marks					Finish	Race Points
				1	4	1	2	3		
1	CAMPBELL Andrew	S	USA	1	1	1	1	1	1	1
				0:00	0:00	0:00	0:00	0:00	0:00	
2	GERITZER Andreas	S	AUT	5	2	2	2	2	2	2
				0:23	0:07	0:12	0:15	0:22	0:19	
3	LIMA Gustavo	S	POR	9	9	5	5	3	3	3
				0:41	0:53	0:43	0:42	0:52	0:37	
4	LISOVENKO Igor	S	RUS	4	4	4	4	5	4	4
				0:18	0:34	0:37	0:34	1:00	0:43	
5	ROMERO Diego	S	ITA	2	6	8	8	6	5	5
				0:10	0:40	1:08	1:06	1:03	0:51	
6	SHEN Sheng	S	CHN	3	5	3	3	7	6	6
				0:16	0:37	0:27	0:24	1:07	1:04	
7	RADELIC Luka	S	CRO	8	7	6	6	8	7	7
				0:38	0:42	0:54	0:52	1:10	1:13	
8	MYRGREN Rasmus	S	SWE	7	3	7	7	4	8	8
				0:35	0:32	1:03	1:00	0:54	1:29	
9	CHEIMONAS Evangelos	S	GRE	17	12	9	9	9	9	9
				1:15	1:12	1:18	1:17	1:14	1:32	
10	ALSOGARAY Julio	S	ARG	15	15	14	14	10	10	10
				1:10	1:27	2:01	2:04	2:11	1:57	
11	HERNANDEZ Javier	S	ESP	12	10	10	10	11	11	11
				1:01	1:02	1:44	1:46	2:29	2:22	
12	BERNAZ Jean Baptiste	S	FRA	21	25	20	19	12	12	12
				1:28	1:55	2:36	2:39	2:43	2:30	
13	JULIE Allan	S	SEY	6	8	11	11	13	13	13
				0:32	0:44	1:46	1:51	2:47	2:41	
14	ZBOGAR Vasilij	S	SLO	18	16	13	13	14	14	14
				1:18	1:32	1:54	2:00	2:54	2:53	
15	GOODISON Paul	S	GBR	23	14	16	16	16	15	15
				1:35	1:25	2:21	2:22	3:05	3:00	
16	IJIMA Yoichi	S	JPN	11	11	15	15	17	16	16
				0:58	1:07	2:03	2:16	3:12	3:07	
17	RUTH Kristian	S	NOR	10	13	12	12	15	17	17
				0:52	1:20	1:51	1:57	2:58	3:09	
18	COLLURA Pierre Angelo	S	FIN	20	24	17	17	18	18	18
				1:25	1:53	2:24	2:28	3:22	3:15	
19	NYHOLM Anders	S	DEN	22	18	18	18	19	19	19
				1:33	1:37	2:27	2:33	3:27	3:30	
20	BARROWS III Thomas	S	ISV	16	19	25	25	20	20	20
				1:12	1:39	3:19	3:37	3:38	3:38	
21	SLINGSBY Tom	S	AUS	25	20	22	21	21	21	21
				1:44	1:41	2:52	3:03	3:46	3:49	



INDIVIDUAL RACE RESULTS WITH MARK ROUNDING

带绕标记录的单轮成绩 / RÉSULTATS DE COURSE INDIVIDUELLE AVEC PASSAGES AUX MARQUES

Rank	Name	Pos	NOC Code	Marks					Finish	Race Points
				1	4	1	2	3		
22	GRABOWSKI Maciej	S	POL	27 1:51	22 1:45	21 2:45	20 2:57	22 3:50	22 3:58	22
23	RUIZ DURANGO Jose Miguel	S	VEN	14 1:07	17 1:36	19 2:34	23 3:20	23 3:58	23 4:06	23
24	KONTIDES Pavlos	S	CYP	24 1:40	28 2:03	24 3:16	24 3:31	24 4:06	24 4:12	24
25	SCHMIT Marc	S	LUX	13 1:04	21 1:43	23 2:59	22 3:08	25 4:12	25 4:19	25
26	LEIGH Mike	S	CAN	33 2:22	31 2:12	26 3:22	26 3:43	28 4:23	26 4:28	26
27	MUSLUBAS Kemal	S	TUR	32 2:15	30 2:10	28 3:30	28 3:54	29 4:29	27 4:39	27
28	LIM Leong Keat Kevin	S	MAS	36 2:37	35 2:23	32 4:00	32 4:30	31 4:41	28 4:48	28
29	KOH Seng Leong	S	SIN	30 2:07	33 2:18	31 3:55	30 4:17	32 4:46	29 4:53	29
30	DEL SOLAR GOLDSMITH Matias	S	CHI	41 3:25	41 2:41	34 4:32	34 4:58	33 4:51	30 4:57	30
31	FONTES Bruno	S	BRA	39 2:49	38 2:34	36 4:41	36 5:28	36 5:11	31 5:02	31
32	BOTTONI Christoph	S	SUI	29 1:59	27 2:00	37 5:00	37 5:37	37 5:15	32 5:08	32
33	FOGLIA Alejandro	S	URU	26 1:47	34 2:20	35 4:36	35 5:17	35 5:04	33 5:25	33
34	van SCHAARDENBURG Rutger	S	NED	35 2:30	36 2:29	38 5:05	38 5:57	38 5:21	34 5:27	34
35	AGUAYO Raul	S	DOM	19 1:21	23 1:47	30 3:39	31 4:22	30 4:35	35 5:31	35
36	BERECZ Zsombor	S	HUN	37 2:40	37 2:31	39 5:26	39 6:01	39 5:35	36 5:33	36
37	HA Jeemin	S	KOR	43 3:52	43 2:46	41 5:30	41 6:20	41 6:03	37 5:41	37
38	TRCKA Martin	S	CZE	34 2:25	32 2:13	29 3:34	29 3:58	26 4:15	38 5:45	38
39	MAEGLI Juan	S	GUA	31 2:10	29 2:08	27 3:24	27 3:48	27 4:22	39 5:47	39
40	MURDOCH Andrew	S	NZL	38 2:45	39 2:36	42 5:48	42 6:35	42 6:20	40 5:56	40
41	KARPAK Deniss	S	EST	40 3:03	40 2:38	40 5:27	40 6:12	40 5:59	41 5:58	41
42	MOHAMMAD Adil Khalid	S	UAE	42 3:31	42 2:44	43 6:10	43 7:35	43 6:22	42 6:09	42



INDIVIDUAL RACE RESULTS WITH MARK ROUNDING

带绕标记录的单轮成绩 / RÉSULTATS DE COURSE INDIVIDUELLE AVEC PASSAGES AUX MARQUES

Rank	Name	Pos	NOC Code	Marks					Finish	Race Points
				1	4	1	2	3		
43	DOUGLAS Gregory	S	BAR	28	26	33	33	34	43	43
				1:56	1:58	4:05	4:38	4:55	6:10	

Other information:

Course:	Trapezoid Inner (I1)
Temperature:	27 C
Humidity:	83%
Conditions:	Cloudy

Note:

- (1) A dash in a mark rounding column indicates that the boat's position was not recorded at that mark.
 (2) Times shown under NOC are times behind the leader.

Legend:

S Skipper



INDIVIDUAL RACE RESULTS WITH MARK ROUNDING

带绕标记录的单轮成绩 / RÉSULTATS DE COURSE INDIVIDUELLE AVEC PASSAGES AUX MARQUES

	Marks						
	Start	1	2	3	2	3	Finish
Wind Direction:	25	25	30	30	30	30	30
Wind Speed(kts):	8	8	12	12	12	12	7
Elapsed time of first boat:		12:00	15:46	23:19	35:51	46:41	48:15

Rank	Name	Pos	NOC Code	Marks					Finish	Race Points
				1	2	3	2	3		
1	GOODISON Paul	S	GBR	4	3	1	1	1	1	1
				0:11	0:20	0:00	0:00	0:00	0:00	
2	MYRGREN Rasmus	S	SWE	5	6	4	4	2	2	2
				0:14	0:29	0:37	0:42	0:59	1:24	
3	HERNANDEZ Javier	S	ESP	1	1	2	3	3	3	3
				0:00	0:00	0:06	0:37	1:10	1:25	
4	SHEN Sheng	S	CHN	3	2	3	2	4	4	4
				0:09	0:15	0:35	0:31	1:11	1:30	
5	LEIGH Mike	S	CAN	9	11	5	7	5	5	5
				0:24	0:44	0:40	1:01	1:30	1:42	
6	ZBOGAR Vasilij	S	SLO	22	18	16	6	6	6	6
				0:49	1:04	1:29	0:56	1:33	1:44	
7	FOGLIA Alejandro	S	URU	6	4	8	5	7	7	7
				0:16	0:23	0:47	0:54	1:35	1:48	
8	LISOVENKO Igor	S	RUS	2	8	6	10	8	8	8
				0:06	0:34	0:43	1:20	1:41	1:53	
9	BERNAZ Jean Baptiste	S	FRA	15	5	10	8	9	9	9
				0:35	0:26	0:54	1:04	1:48	1:58	
10	RUTH Kristian	S	NOR	8	10	12	11	11	10	10
				0:23	0:42	1:02	1:28	2:19	2:22	
11	CHEIMONAS Evangelos	S	GRE	36	35	30	21	10	11	11
				1:25	1:56	2:06	2:15	2:17	2:23	
12	FONTES Bruno	S	BRA	20	25	21	16	12	12	12
				0:45	1:28	1:45	1:53	2:24	2:24	
13	TRCKA Martin	S	CZE	19	20	20	24	16	13	13
				0:44	1:09	1:43	2:26	2:44	2:43	
14	KONTIDES Pavlos	S	CYP	12	9	7	9	15	14	14
				0:30	0:37	0:45	1:18	2:41	2:43	
15	NYHOLM Anders	S	DEN	7	7	13	12	13	15	15
				0:20	0:32	1:05	1:31	2:35	2:44	
16	MAEGLI Juan	S	GUA	28	27	25	20	17	16	16
				1:06	1:34	1:54	2:13	2:47	2:46	
17	IJIMA Yoichi	S	JPN	17	19	14	13	14	17	17
				0:39	1:06	1:10	1:42	2:39	2:47	
18	GRABOWSKI Maciej	S	POL	10	15	15	14	18	18	18
				0:26	0:57	1:23	1:46	3:12	3:04	
19	MUSLUBAS Kemal	S	TUR	29	28	32	28	19	19	19
				1:08	1:38	2:14	2:33	3:22	3:24	
20	MURDOCH Andrew	S	NZL	24	23	23	15	20	20	20
				0:58	1:21	1:50	1:50	3:40	3:41	
21	RADELIC Luka	S	CRO	23	24	19	17	21	21	21
				0:53	1:26	1:40	1:55	3:42	3:46	



INDIVIDUAL RACE RESULTS WITH MARK ROUNDING
 带绕标记录的单轮成绩 / RÉSULTATS DE COURSE INDIVIDUELLE AVEC PASSAGES AUX MARQUES

Rank	Name	Pos	NOC Code	Marks					Finish	Race Points
				1	2	3	2	3		
22	SLINGSBY Tom	S	AUS	18 0:41	17 1:01	11 0:58	19 2:09	22 3:44	22 3:50	22
23	BERECZ Zsombor	S	HUN	21 0:47	22 1:18	26 1:56	18 1:59	25 3:55	23 3:51	23
24	BARROWS III Thomas	S	ISV	11 0:28	13 0:49	18 1:37	22 2:18	24 3:52	24 3:52	24
25	DEL SOLAR GOLDSMITH Matias	S	CHI	16 0:37	12 0:46	17 1:34	29 2:36	26 3:58	25 3:57	25
26	CAMPBELL Andrew	S	USA	32 1:14	31 1:46	27 1:58	30 2:38	23 3:48	26 3:58	26
27	LIMA Gustavo	S	POR	40 1:42	38 2:04	31 2:11	25 2:29	27 4:00	27 4:01	27
28	ALSOGARAY Julio	S	ARG	31 1:12	32 1:47	34 2:48	27 2:32	28 4:02	28 4:03	28
29	RUIZ DURANGO Jose Miguel	S	VEN	25 1:00	21 1:12	22 1:48	23 2:23	29 4:05	29 4:10	29
30	GERITZER Andreas	S	AUT	33 1:16	30 1:44	33 2:17	32 2:58	30 4:09	30 4:11	30
31	HA Jeemin	S	KOR	13 0:32	14 0:53	9 0:52	26 2:30	31 4:14	31 4:14	31
32	van SCHAARDENBURG Rutger	S	NED	35 1:22	36 1:59	36 3:00	36 3:26	32 4:17	32 4:18	32
33	JULIE Allan	S	SEY	41 1:51	41 2:21	40 3:16	35 3:21	33 4:19	33 4:20	33
34	DOUGLAS Gregory	S	BAR	30 1:10	33 1:49	38 3:14	31 2:52	34 4:23	34 4:25	34
35	SCHMIT Marc	S	LUX	27 1:04	29 1:42	37 3:05	34 3:09	35 4:26	35 4:26	35
36	ROMERO Diego	S	ITA	34 1:20	34 1:51	29 2:03	37 3:29	36 4:31	36 4:27	36
37	KARPAK Deniss	S	EST	14 0:33	16 0:59	28 2:01	39 4:03	37 4:50	37 4:31	37
38	AGUAYO Raul	S	DOM	38 1:31	39 2:12	39 3:15	41 4:13	38 4:53	38 4:49	38
39	KOH Seng Leong	S	SIN	37 1:28	37 2:01	35 2:50	40 4:10	39 4:58	39 4:53	39
40	BOTTONI Christoph	S	SUI	39 1:33	40 2:16	41 3:18	38 3:55	40 5:04	40 4:59	40
41	COLLURA Pierre Angelo	S	FIN	26 1:02	26 1:30	24 1:52	33 3:03	41 5:11	41 5:11	41
42	LIM Leong Keat Kevin	S	MAS	43 1:59	43 2:35	42 3:20	42 4:24	42 5:42	42 5:19	42



INDIVIDUAL RACE RESULTS WITH MARK ROUNDING

带绕标记录的单轮成绩 / RÉSULTATS DE COURSE INDIVIDUELLE AVEC PASSAGES AUX MARQUES

Rank	Name	Pos	NOC Code	Marks					Finish	Race Points
				1	2	3	2	3		
43	MOHAMMAD Adil Khalid	S	UAE	42 1:56	42 2:29	43 3:23	43 4:50	43 5:54	43 5:37	43

Other information:

Course:	Trapezoid Outer (O1)
Temperature:	28 C
Humidity:	55%
Conditions:	Cloudy

Note:

- (1) A dash in a mark rounding column indicates that the boat's position was not recorded at that mark.
 (2) Times shown under NOC are times behind the leader.

Legend:

S Skipper



INDIVIDUAL RACE RESULTS WITH MARK ROUNDING
 带绕标记录的单轮成绩 / RÉSULTATS DE COURSE INDIVIDUELLE AVEC PASSAGES AUX MARQUES

	Marks						
	Start	1	4	1	2	3	Finish
Wind Direction:	120	125	125	120	130	130	130
Wind Speed(kts):	10	6	5	6	5	5	5
Elapsed time of first boat:		19:46	31:18	53:11	1:00:25	1:08:22	1:10:17

Rank	Name	Pos	NOC Code	Marks					Finish	Race Points
				1	4	1	2	3		
1	RADELIC Luka	S	CRO	6	5	1	1	1	1	1
				0:22	0:30	0:00	0:00	0:00	0:00	
2	ZBOGAR Vasilij	S	SLO	3	2	2	2	2	2	2
				0:10	0:08	0:47	0:38	0:12	0:22	
3	RUTH Kristian	S	NOR	8	9	5	5	3	3	3
				0:35	1:11	1:07	1:01	1:05	1:15	
4	LEIGH Mike	S	CAN	10	8	4	4	4	4	4
				0:45	1:05	1:00	0:57	1:25	1:29	
5	KONTIDES Pavlos	S	CYP	1	3	3	3	5	5	5
				0:00	0:15	0:55	0:54	1:31	1:35	
6	BERNAZ Jean Baptiste	S	FRA	2	1	6	6	6	6	6
				0:05	0:00	1:14	1:04	1:38	1:41	
7	LISOVENKO Igor	S	RUS	11	10	7	7	7	7	7
				0:50	1:24	1:35	1:23	1:44	1:44	
8	MYRGREN Rasmus	S	SWE	7	6	8	8	8	8	8
				0:25	0:35	1:45	1:37	1:48	1:50	
9	GOODISON Paul	S	GBR	28	21	11	11	9	9	9
				1:44	2:35	2:09	2:00	2:16	2:21	
10	ROMERO Diego	S	ITA	31	26	12	12	10	10	10
				1:52	2:58	2:28	2:10	2:23	2:28	
11	MOHAMMAD Adil Khalid	S	UAE	5	4	9	9	11	11	11
				0:18	0:25	1:57	1:54	2:36	2:39	
12	FONTES Bruno	S	BRA	4	7	10	10	12	12	12
				0:16	0:45	2:04	1:57	2:42	2:43	
13	HA Jeemin	S	KOR	12	13	13	13	13	13	13
				0:59	1:41	2:34	2:21	2:55	3:02	
14	ALSOGARAY Julio	S	ARG	15	14	15	15	14	14	14
				1:10	1:59	2:49	2:29	3:05	3:05	
15	MUSLUBAS Kemal	S	TUR	27	25	16	16	15	15	15
				1:40	2:50	3:01	2:33	3:09	3:12	
16	GRABOWSKI Maciej	S	POL	13	12	14	14	16	16	16
				1:02	1:38	2:43	2:26	3:16	3:18	
17	LIMA Gustavo	S	POR	23	15	19	19	18	17	17
				1:30	2:13	3:22	2:55	3:25	3:21	
18	BERECZ Zsombor	S	HUN	26	16	18	18	17	18	18
				1:37	2:19	3:15	2:49	3:20	3:23	
19	NYHOLM Anders	S	DEN	25	19	17	17	19	19	19
				1:35	2:28	3:03	2:39	3:28	3:28	
20	GERITZER Andreas	S	AUT	16	17	20	20	20	20	20
				1:13	2:22	3:35	3:14	3:56	3:58	
21	DEL SOLAR GOLDSMITH Matias	S	CHI	21	27	21	21	21	21	21
				1:26	3:02	3:40	3:22	4:20	4:16	

NOTE: After protest decision, GRE scored DSQ in race 5.



INDIVIDUAL RACE RESULTS WITH MARK ROUNDING

带绕标记录的单轮成绩 / RÉSULTATS DE COURSE INDIVIDUELLE AVEC PASSAGES AUX MARQUES

Rank	Name	Pos	NOC Code	Marks					Finish	Race Points
				1	4	1	2	3		
22	LIM Leong Keat Kevin	S	MAS	18 1:18	22 2:37	22 3:55	22 3:34	22 4:47	22 4:44	22
23	COLLURA Pierre Angelo	S	FIN	38 2:25	37 4:17	23 4:02	23 3:41	23 4:54	23 4:51	23
24	MURDOCH Andrew	S	NZL	17 1:15	23 2:40	25 4:19	25 3:54	26 5:04	24 4:57	24
25	van SCHAARDENBURG Rutger	S	NED	9 0:39	11 1:33	24 4:12	24 3:50	27 5:08	25 5:02	25
26	BARROWS III Thomas	S	ISV	33 1:59	35 3:53	26 4:26	27 4:10	29 5:21	27 5:08	26
27	JULIE Allan	S	SEY	41 2:47	40 4:50	27 4:32	26 3:58	24 4:57	28 5:16	27
28	HERNANDEZ Javier	S	ESP	30 1:49	30 3:10	30 4:44	30 4:20	28 5:10	29 5:20	28
29	TRCKA Martin	S	CZE	36 2:08	29 3:07	31 4:47	31 4:23	30 5:25	30 5:24	29
30	SCHMIT Marc	S	LUX	39 2:31	39 4:28	28 4:38	28 4:13	31 5:31	31 5:28	30
31	IJIMA Yoichi	S	JPN	34 2:02	33 3:43	33 4:55	33 4:39	32 5:40	32 5:33	31
32	CAMPBELL Andrew	S	USA	19 1:21	18 2:25	34 5:02	34 4:54	33 5:43	33 5:39	32
33	DOUGLAS Gregory	S	BAR	29 1:47	34 3:49	32 4:50	32 4:28	34 5:58	34 5:46	33
34	AGUAYO Raul	S	DOM	35 2:04	36 4:12	35 5:19	35 5:08	35 6:05	35 6:04	34
35	SLINGSBY Tom	S	AUS	24 1:32	24 2:43	36 5:28	36 5:14	36 6:31	36 6:28	35
36	FOGLIA Alejandro	S	URU	22 1:28	28 3:05	38 6:03	38 5:47	37 6:40	37 6:38	36
37	SHEN Sheng	S	CHN	32 1:55	32 3:21	39 6:15	39 5:52	38 6:53	38 6:46	37
38	KARPAK Deniss	S	EST	14 1:07	31 3:13	37 5:59	37 5:41	39 6:57	39 6:54	38
39	BOTTONI Christoph	S	SUI	37 2:15	38 4:22	40 6:26	40 6:06	40 7:06	40 7:08	39
40	RUIZ DURANGO Jose Miguel	S	VEN	40 2:40	41 5:00	41 6:53	41 6:39	41 7:12	41 7:15	40
-	MAEGLI Juan	S	GUA	-	-	-	-	-	-	44 BFD
-	KOH Seng Leong	S	SIN	-	-	-	-	-	-	44 BFD

NOTE: After protest decision, GRE scored DSQ in race 5.



INDIVIDUAL RACE RESULTS WITH MARK ROUNDING

带绕标记录的单轮成绩 / RÉSULTATS DE COURSE INDIVIDUELLE AVEC PASSAGES AUX MARQUES

Rank	Name	Pos	NOC Code	Marks					Finish	Race Points
				1	4	1	2	3		
-	CHEIMONAS Evangelos	S	GRE	20 1:23	20 2:32	29 4:42	29 4:17	25 5:00	26 5:08	44 DSQ

Other information:

Course:	Trapezoid Inner (I1)
Temperature:	27 C
Humidity:	81%
Conditions:	Partly cloudy

Note:

- (1) A dash in a mark rounding column indicates that the boat's position was not recorded at that mark.
- (2) Times shown under NOC are times behind the leader.

Legend:

BFD Disqualification under rule 30.3 **DSQ** Disqualification **S** Skipper

NOTE: After protest decision, GRE scored DSQ in race 5.



INDIVIDUAL RACE RESULTS WITH MARK ROUNDING

带绕标记录的单轮成绩 / RÉSULTATS DE COURSE INDIVIDUELLE AVEC PASSAGES AUX MARQUES

	Start	Marks					Finish
		1	2	3	2	3	
Wind Direction:	110	90	90	90	90		
Wind Speed(kts):	15	16	15	14	14		
Elapsed time of first boat:		18:22	21:57	27:21	41:01	46:15	47:03

Rank	Name	Pos	NOC Code	Marks					Finish	Race Points
				1	2	3	2	3		
1	ALSOGARAY Julio	S	ARG	1	1	1	1	1	1	1
				0:00	0:00	0:00	0:00	0:00	0:00	0:00
2	KARPAK Deniss	S	EST	4	4	4	2	2	2	2
				0:23	0:29	0:01	0:03	0:01	0:06	0:06
3	LEIGH Mike	S	CAN	3	3	3	4	3	3	3
				0:17	0:22	0:01	0:33	0:11	0:33	0:33
4	FOGLIA Alejandro	S	URU	2	2	2	3	4	4	4
				0:03	0:11	0:00	0:12	0:21	0:39	0:39
5	MURDOCH Andrew	S	NZL	7	6	6	5	5	5	5
				0:38	0:40	0:08	1:05	0:46	1:06	1:06
6	LIMA Gustavo	S	POR	18	18	10	8	6	6	6
				1:11	1:25	0:42	1:50	1:10	1:29	1:29
7	GOODISON Paul	S	GBR	11	11	-	10	8	7	7
				0:53	1:02		1:57	1:23	1:47	1:47
8	RUTH Kristian	S	NOR	8	9	8	7	7	8	8
				0:40	0:56	0:23	1:43	1:19	1:50	1:50
9	DEL SOLAR GOLDSMITH Matias	S	CHI	17	16	-	9	9	9	9
				1:08	1:21		1:55	1:35	1:53	1:53
10	BERNAZ Jean Baptiste	S	FRA	9	8	7	6	10	10	10
				0:44	0:52	0:12	1:41	1:43	2:06	2:06
11	ZBOGAR Vasilij	S	SLO	6	7	9	12	11	11	11
				0:34	0:45	0:31	2:03	1:51	2:07	2:07
12	KONTIDES Pavlos	S	CYP	28	26	20	13	12	12	12
				1:37	1:46	1:31	2:11	1:53	2:15	2:15
13	MYRGREN Rasmus	S	SWE	20	19	-	15	13	13	13
				1:16	1:26		2:29	1:57	2:26	2:26
14	SHEN Sheng	S	CHN	10	10	12	14	15	14	14
				0:50	0:58	0:55	2:20	2:08	2:33	2:33
15	ROMERO Diego	S	ITA	12	12	15	17	16	15	15
				0:56	1:07	1:09	2:43	2:16	2:46	2:46
16	JULIE Allan	S	SEY	21	17	13	19	18	16	16
				1:18	1:23	0:59	2:48	2:31	2:51	2:51
17	HA Jeemin	S	KOR	14	15	14	18	19	17	17
				1:00	1:19	1:08	2:46	2:35	2:53	2:53
18	van SCHAARDENBURG Rutger	S	NED	16	14	11	16	17	18	18
				1:05	1:13	0:47	2:35	2:27	2:58	2:58
19	TRCKA Martin	S	CZE	5	5	5	11	14	19	19
				0:29	0:37	0:05	2:00	2:04	3:18	3:18
20	SLINGSBY Tom	S	AUS	19	22	28	20	20	20	20
				1:14	1:31	2:38	2:56	2:40	3:25	3:25
21	RADELIC Luka	S	CRO	26	20	17	23	21	21	21
				1:28	1:28	1:21	3:20	2:57	3:26	3:26



INDIVIDUAL RACE RESULTS WITH MARK ROUNDING

带绕标记录的单轮成绩 / RÉSULTATS DE COURSE INDIVIDUELLE AVEC PASSAGES AUX MARQUES

Rank	Name	Pos	NOC Code	Marks					Finish	Race Points
				1	2	3	2	3		
22	BERECZ Zsombor	S	HUN	23 1:22	23 1:34	-	22 3:17	22 3:07	22 3:28	22
23	GRABOWSKI Maciej	S	POL	29 1:39	29 1:53	29 2:54	26 3:33	23 3:08	23 3:28	23
24	FONTES Bruno	S	BRA	24 1:24	24 1:36	-	25 3:30	25 3:11	24 3:44	24
25	COLLURA Pierre Angelo	S	FIN	13 0:58	13 1:09	32 3:16	24 3:27	24 3:09	25 5:24	25
26	LISOVENKO Igor	S	RUS	27 1:30	27 1:50	-	27 3:42	26 3:24	26 5:34	26
27	MUSLUBAS Kemal	S	TUR	31 1:47	30 1:59	-	28 4:01	27 3:28	27 5:37	27
28	AGUAYO Raul	S	DOM	15 1:02	21 1:29	-	21 3:15	28 3:35	28 5:41	28
29	RUIZ DURANGO Jose Miguel	S	VEN	30 1:44	28 1:52	30 2:59	29 4:05	29 3:50	29 5:43	29
30	DOUGLAS Gregory	S	BAR	22 1:20	25 1:38	-	30 4:16	30 3:53	30 5:46	30
31	BARROWS III Thomas	S	ISV	33 2:15	33 2:25	31 3:02	31 4:34	31 3:56	31 6:02	31
32	MAEGLI Juan	S	GUA	32 1:54	32 2:06	34 16:53	32 4:39	32 4:08	32 6:05	32
33	KOH Seng Leong	S	SIN	35 2:37	35 2:54	33 15:38	33 5:07	33 4:16	33 6:07	33
34	LIM Leong Keat Kevin	S	MAS	25 1:26	31 2:04	-	34 5:13	34 4:30	34 6:10	34
35	SCHMIT Marc	S	LUX	34 2:31	34 2:46	35 16:53	35 6:20	35 4:51	35 6:12	35
36	MOHAMMAD Adil Khalid	S	UAE	36 4:28	36 30:38	36 16:53	-	36 5:29	36 11:30	36
-	GERITZER Andreas	S	AUT	-	-	-	-	-	-	44 BFD
-	NYHOLM Anders	S	DEN	-	-	-	-	-	-	44 BFD
-	HERNANDEZ Javier	S	ESP	-	-	-	-	-	-	44 BFD
-	CHEIMONAS Evangelos	S	GRE	-	-	-	-	-	-	44 BFD
-	IJIMA Yoichi	S	JPN	-	-	-	-	-	-	44 BFD
-	BOTTONI Christoph	S	SUI	-	-	-	-	-	-	44 BFD



INDIVIDUAL RACE RESULTS WITH MARK ROUNDING

带绕标记录的单轮成绩 / RÉSULTATS DE COURSE INDIVIDUELLE AVEC PASSAGES AUX MARQUES

Rank	Name	Pos	NOC Code	Marks					Finish	Race Points
				1	2	3	2	3		
-	CAMPBELL Andrew	S	USA	-	-	-	-	-	-	44 BFD

Other information:

Course:	Trapezoid Outer (O1)
Temperature:	27 C
Humidity:	100%
Conditions:	Rain

Note:

- (1) A dash in a mark rounding column indicates that the boat's position was not recorded at that mark.
- (2) Times shown under NOC are times behind the leader.

Legend:

BFD Disqualification under rule 30.3 **S** Skipper



INDIVIDUAL RACE RESULTS WITH MARK ROUNDING
 带绕标记录的单轮成绩 / RÉSULTATS DE COURSE INDIVIDUELLE AVEC PASSAGES AUX MARQUES

	Marks						Finish
	Start	1	4	1	2	3	
Wind Direction:	295	300	305	300	300	300	300
Wind Speed(kts):	16	12	11	11	15	16	14
Elapsed time of first boat:		19:12	27:07	45:04	49:18	57:06	58:12

Rank	Name	Pos	NOC Code	Marks					Finish	Race Points
				1	4	1	2	3		
1	GOODISON Paul	S	GBR	3	2	1	1	1	1	1
				0:28	0:11	0:00	0:00	0:00	0:00	
2	ALSOGARAY Julio	S	ARG	6	3	2	2	2	2	2
				0:39	0:14	0:03	0:05	0:12	0:07	
3	RADELIC Luka	S	CRO	14	7	3	3	3	3	3
				0:56	0:29	0:11	0:10	0:17	0:14	
4	KARPAK Deniss	S	EST	15	5	4	4	4	4	4
				0:58	0:22	0:13	0:18	0:30	0:36	
5	MURDOCH Andrew	S	NZL	5	10	7	6	5	5	5
				0:37	0:35	0:30	0:32	0:41	0:45	
6	FOGLIA Alejandro	S	URU	1	1	5	7	6	6	6
				0:00	0:00	0:17	0:37	0:49	0:58	
7	MUSLUBAS Kemal	S	TUR	17	6	8	8	7	7	7
				1:02	0:26	0:44	0:44	0:57	1:00	
8	CAMPBELL Andrew	S	USA	19	21	9	9	8	8	8
				1:08	0:57	0:53	0:51	1:00	1:06	
9	CHEIMONAS Evangelos	S	GRE	16	15	12	12	9	9	9
				1:00	0:46	1:14	1:05	1:07	1:10	
10	SHEN Sheng	S	CHN	8	8	10	10	10	10	10
				0:43	0:30	0:57	0:54	1:09	1:13	
11	ROMERO Diego	S	ITA	29	31	11	11	11	11	11
				1:41	1:27	1:06	0:59	1:19	1:27	
12	SLINGSBY Tom	S	AUS	9	14	14	14	12	12	12
				0:45	0:44	1:20	1:16	1:21	1:30	
13	RUTH Kristian	S	NOR	2	4	6	5	13	13	13
				0:08	0:18	0:21	0:27	1:24	1:33	
14	KONTIDES Pavlos	S	CYP	4	9	17	17	14	14	14
				0:34	0:33	1:35	1:28	1:26	1:35	
15	BARROWS III Thomas	S	ISV	13	12	13	13	15	15	15
				0:54	0:40	1:18	1:10	1:28	1:37	
16	LIMA Gustavo	S	POR	22	13	15	15	16	16	16
				1:14	0:41	1:21	1:22	1:31	1:38	
17	HA Jeemin	S	KOR	20	11	16	16	17	17	17
				1:10	0:37	1:27	1:25	1:33	1:50	
18	ZBOGAR Vasilij	S	SLO	21	25	20	18	18	18	18
				1:12	1:04	1:40	1:36	1:42	1:53	
19	HERNANDEZ Javier	S	ESP	28	24	23	23	19	19	19
				1:36	1:02	2:02	1:58	1:47	1:58	
20	COLLURA Pierre Angelo	S	FIN	18	23	21	20	20	20	20
				1:05	1:01	1:43	1:42	1:50	2:02	
21	JULIE Allan	S	SEY	11	16	19	19	21	21	21
				0:49	0:48	1:38	1:39	1:54	2:10	

NOTE: Correction in positions 15, 16 and 17 of race 7



INDIVIDUAL RACE RESULTS WITH MARK ROUNDING

带绕标记录的单轮成绩 / RÉSULTATS DE COURSE INDIVIDUELLE AVEC PASSAGES AUX MARQUES

Rank	Name	Pos	NOC Code	Marks					Finish	Race Points
				1	4	1	2	3		
22	MYRGREN Rasmus	S	SWE	27 1:34	26 1:06	24 2:09	24 2:05	22 2:01	22 2:21	22
23	KOH Seng Leong	S	SIN	37 2:14	20 0:55	22 1:58	22 1:54	23 2:09	23 2:25	23
24	BERECZ Zsombor	S	HUN	12 0:51	18 0:52	18 1:36	21 1:52	24 2:16	24 2:30	24
25	DEL SOLAR GOLDSMITH Matias	S	CHI	38 2:25	37 1:54	27 2:21	26 2:24	25 2:20	25 2:41	25
26	TRCKA Martin	S	CZE	7 0:41	17 0:50	25 2:14	25 2:15	26 2:32	26 2:55	26
27	NYHOLM Anders	S	DEN	30 1:44	32 1:29	31 2:39	27 2:29	27 2:45	27 3:04	27
28	LEIGH Mike	S	CAN	10 0:47	34 1:44	32 2:47	32 2:45	28 2:58	28 3:11	28
29	AGUAYO Raul	S	DOM	33 1:57	29 1:13	26 2:17	28 2:32	29 3:02	29 3:13	29
30	BERNAZ Jean Baptiste	S	FRA	25 1:30	22 0:59	34 2:58	34 3:03	31 3:07	30 3:17	30
31	IJIMA Yoichi	S	JPN	23 1:19	27 1:09	29 2:31	30 2:37	30 3:04	31 3:17	31
32	GRABOWSKI Maciej	S	POL	24 1:24	19 0:53	28 2:23	29 2:34	32 3:11	32 3:24	32
33	RUIZ DURANGO Jose Miguel	S	VEN	39 2:38	39 2:03	30 2:35	31 2:42	33 3:14	33 3:27	33
34	LIM Leong Keat Kevin	S	MAS	34 1:59	35 1:47	33 2:53	33 2:59	34 3:18	34 3:34	34
35	FONTES Bruno	S	BRA	26 1:31	28 1:11	35 3:05	36 3:21	35 3:25	35 3:41	35
36	BOTTONI Christoph	S	SUI	32 1:52	33 1:40	36 3:07	35 3:15	36 3:30	36 3:49	36
37	LISOVENKO Igor	S	RUS	35 2:06	30 1:21	37 3:11	37 3:27	37 3:44	37 4:11	37
38	van SCHAARDENBURG Rutger	S	NED	36 2:10	38 1:57	38 3:33	38 3:40	38 3:59	38 4:19	38
39	MAEGLI Juan	S	GUA	31 1:46	36 1:51	40 3:46	40 4:01	39 4:25	39 4:43	39
40	DOUGLAS Gregory	S	BAR	40 2:44	41 2:18	39 3:42	39 3:53	40 4:59	40 5:09	40
41	SCHMIT Marc	S	LUX	41 2:47	40 2:08	41 4:20	41 4:20	41 5:09	41 5:18	41
42	MOHAMMAD Adil Khalid	S	UAE	42 3:53	42 2:24	42 6:02	42 6:10	42 6:58	42 7:08	42

NOTE: Correction in positions 15, 16 and 17 of race 7



INDIVIDUAL RACE RESULTS WITH MARK ROUNDING

带绕标记录的单轮成绩 / RÉSULTATS DE COURSE INDIVIDUELLE AVEC PASSAGES AUX MARQUES

	Marks						
	Start	1	4	1	2	3	Finish
Wind Direction:	300	280	280	270	270	270	270
Wind Speed(kts):	16	8	8	8	8	8	8
Elapsed time of first boat:		16:02	26:07	39:14	48:15	54:53	56:57

Rank	Name	Pos	NOC Code	Marks					Finish	Race Points
				1	4	1	2	3		
1	ZBOGAR Vasilij	S	SLO	2	1	1	1	1	1	1
				0:06	0:00	0:00	0:00	0:00	0:00	0:00
2	LEIGH Mike	S	CAN	5	3	3	3	2	2	2
				0:25	0:24	0:49	0:49	0:39	0:39	0:39
3	KOH Seng Leong	S	SIN	1	2	2	2	3	3	3
				0:00	0:06	0:34	0:44	0:46	0:44	0:44
4	GOODISON Paul	S	GBR	15	10	4	4	4	4	4
				0:52	0:58	0:58	1:01	0:50	0:45	0:45
5	BERNAZ Jean Baptiste	S	FRA	12	8	5	5	5	5	5
				0:46	0:51	1:04	1:07	0:52	0:54	0:54
6	CHEIMONAS Evangelos	S	GRE	6	6	6	6	6	6	6
				0:28	0:42	1:13	1:23	1:06	1:09	1:09
7	MYRGREN Rasmus	S	SWE	13	12	9	8	7	7	7
				0:48	1:03	1:24	1:32	1:33	1:24	1:24
8	LIMA Gustavo	S	POR	14	13	12	9	8	8	8
				0:50	1:06	1:34	1:43	1:37	1:36	1:36
9	ROMERO Diego	S	ITA	4	4	7	7	9	9	9
				0:21	0:30	1:18	1:29	1:42	1:41	1:41
10	BARROWS III Thomas	S	ISV	3	5	8	10	10	10	10
				0:15	0:38	1:21	1:46	1:45	1:43	1:43
11	SLINGSBY Tom	S	AUS	7	7	10	11	11	11	11
				0:30	0:48	1:26	1:49	1:52	1:53	1:53
12	MAEGLI Juan	S	GUA	9	11	15	12	12	12	12
				0:39	1:01	1:49	2:03	2:19	2:14	2:14
13	HERNANDEZ Javier	S	ESP	22	16	14	14	13	13	13
				1:06	1:21	1:40	2:13	2:27	2:24	2:24
14	BERECZ Zsombor	S	HUN	10	14	16	17	14	14	14
				0:41	1:11	1:54	2:29	2:32	2:27	2:27
15	MUSLUBAS Kemal	S	TUR	17	31	17	16	15	15	15
				0:57	1:57	1:56	2:23	2:35	2:30	2:30
16	RADELIC Luka	S	CRO	18	15	18	15	16	16	16
				0:59	1:19	1:59	2:20	2:40	2:34	2:34
17	MURDOCH Andrew	S	NZL	21	18	19	18	18	17	17
				1:04	1:26	2:05	2:32	2:51	2:38	2:38
18	GERITZER Andreas	S	AUT	28	19	20	21	20	19	18
				1:17	1:28	2:08	2:51	2:59	2:50	2:50
19	LISOVENKO Igor	S	RUS	36	35	25	22	19	20	19
				1:39	2:09	2:25	2:56	2:55	2:51	2:51
20	GRABOWSKI Maciej	S	POL	25	21	23	25	30	21	20
				1:11	1:32	2:21	3:02	3:31	2:55	2:55
21	RUTH Kristian	S	NOR	19	25	13	13	22	22	21
				1:01	1:42	1:38	2:11	3:05	3:02	3:02

NOTE: After protests USA is DSQ in race 8.



INDIVIDUAL RACE RESULTS WITH MARK ROUNDING

带绕标记录的单轮成绩 / RÉSULTATS DE COURSE INDIVIDUELLE AVEC PASSAGES AUX MARQUES

Rank	Name	Pos	NOC Code	Marks					Finish	Race Points
				1	4	1	2	3		
22	FONTES Bruno	S	BRA	32 1:27	23 1:37	27 2:31	26 3:05	23 3:11	23 3:04	22
23	DEL SOLAR GOLDSMITH Matias	S	CHI	26 1:13	20 1:30	26 2:28	23 2:58	24 3:15	24 3:06	23
24	BOTTONI Christoph	S	SUI	23 1:07	17 1:23	21 2:13	19 2:42	21 3:02	25 3:07	24
25	van SCHAARDENBURG Rutger	S	NED	16 0:55	22 1:35	33 2:51	29 3:16	26 3:23	26 3:07	25
26	FOGLIA Alejandro	S	URU	30 1:22	30 1:54	35 3:01	32 3:24	27 3:25	27 3:14	26
27	NYHOLM Anders	S	DEN	38 1:48	26 1:44	28 2:33	27 3:07	29 3:30	28 3:23	27
28	SHEN Sheng	S	CHN	24 1:09	36 2:13	24 2:23	24 3:00	25 3:21	29 3:25	28
29	KONTIDES Pavlos	S	CYP	39 1:52	38 2:29	34 2:54	30 3:19	33 3:40	30 3:26	29
30	JULIE Allan	S	SEY	37 1:44	28 1:49	37 3:06	33 3:26	32 3:37	31 3:28	30
31	ALSOGARAY Julio	S	ARG	27 1:14	29 1:51	38 3:17	36 3:38	31 3:34	32 3:28	31
32	RUIZ DURANGO Jose Miguel	S	VEN	11 0:43	32 1:59	29 2:37	28 3:13	28 3:27	33 3:30	32
33	COLLURA Pierre Angelo	S	FIN	31 1:24	33 2:01	36 3:03	34 3:29	34 3:44	34 3:31	33
34	HA Jeemin	S	KOR	42 2:24	40 2:35	31 2:42	35 3:35	35 3:47	35 3:32	34
35	KARPAK Deniss	S	EST	33 1:30	37 2:18	40 3:51	37 3:45	38 4:02	36 3:33	35
36	AGUAYO Raul	S	DOM	29 1:20	39 2:32	39 3:36	38 3:55	36 3:50	37 3:33	36
37	DOUGLAS Gregory	S	BAR	35 1:37	34 2:06	32 2:49	31 3:21	37 3:53	38 3:39	37
38	MOHAMMAD Adil Khalid	S	UAE	41 2:21	41 3:04	43 4:22	40 4:25	39 4:16	39 4:02	38
39	LIM Leong Keat Kevin	S	MAS	43 2:53	43 3:22	42 4:11	41 4:33	40 4:26	40 4:18	39
40	SCHMIT Marc	S	LUX	40 2:15	42 3:11	41 4:07	39 4:17	41 4:30	41 4:21	40
-	TRCKA Martin	S	CZE	34 1:33	27 1:46	30 2:40	-	-	-	44 DNF
-	IIJIMA Yoichi	S	JPN	8 0:36	9 0:54	11 1:28	-	-	-	44 DNF

NOTE: After protests USA is DSQ in race 8.

SAM004908_C73 2.0

Report Created MON 18 AUG 2008 19:21

Page 2/3



INDIVIDUAL RACE RESULTS WITH MARK ROUNDING

带绕标记录的单轮成绩 / RÉSULTATS DE COURSE INDIVIDUELLE AVEC PASSAGES AUX MARQUES

	Start	Marks					Finish
		1	4	1	2	3	
Wind Direction:	265	265	265	275	270	260	260
Wind Speed(kts):	11	7	6	7	7	7	7
Elapsed time of first boat:		10:24	22:32	32:56	39:14	54:11	56:23

Rank	Name	Pos	NOC Code	Marks					Finish	Race Points
				1	4	1	2	3		
1	MURDOCH Andrew	S	NZL	1	2	1	1	1	1	1
				0:00	0:03	0:00	0:00	0:00	0:00	0:00
2	MYRGREN Rasmus	S	SWE	2	1	2	2	2	2	2
				0:03	0:00	0:05	0:04	0:06	0:07	0:07
3	LIMA Gustavo	S	POR	20	3	5	6	3	3	3
				0:36	0:05	0:15	0:17	0:10	0:14	0:14
4	GRABOWSKI Maciej	S	POL	3	4	3	3	4	4	4
				0:05	0:08	0:10	0:08	0:18	0:27	0:27
5	HERNANDEZ Javier	S	ESP	11	12	8	5	5	5	5
				0:21	0:37	0:23	0:13	0:39	0:50	0:50
6	GOODISON Paul	S	GBR	4	5	11	7	6	6	6
				0:09	0:16	0:28	0:19	0:58	1:03	1:03
7	LISOVENKO Igor	S	RUS	6	8	7	8	7	7	7
				0:13	0:28	0:20	0:22	1:05	1:16	1:16
8	CHEIMONAS Evangelos	S	GRE	12	15	4	4	8	8	8
				0:24	0:45	0:13	0:10	1:22	1:26	1:26
9	GERITZER Andreas	S	AUT	32	41	30	29	9	9	9
				0:53	1:34	1:20	1:28	1:26	1:34	1:34
10	ROMERO Diego	S	ITA	10	18	20	18	10	10	10
				0:20	0:52	0:47	0:51	1:33	1:44	1:44
11	ZBOGAR Vasilij	S	SLO	17	7	19	16	11	11	11
				0:32	0:25	0:45	0:46	1:35	1:54	1:54
12	TRCKA Martin	S	CZE	18	11	6	12	12	12	12
				0:33	0:35	0:19	0:35	1:38	1:58	1:58
13	NYHOLM Anders	S	DEN	34	21	9	13	14	13	13
				0:56	1:00	0:25	0:37	1:42	2:06	2:06
14	KARPAK Deniss	S	EST	35	29	12	11	43	14	14
				1:01	1:16	0:30	0:32	4:03	2:09	2:09
15	MAEGLI Juan	S	GUA	39	16	15	14	13	15	15
				1:12	0:48	0:36	0:40	1:40	2:12	2:12
16	ALSOGARAY Julio	S	ARG	42	40	23	23	16	16	16
				1:35	1:32	0:55	1:08	1:49	2:14	2:14
17	RADELIC Luka	S	CRO	15	34	28	25	15	17	17
				0:29	1:24	1:16	1:15	1:45	2:17	2:17
18	FOGLIA Alejandro	S	URU	27	19	32	31	19	18	18
				0:45	0:55	1:30	1:46	2:03	2:19	2:19
19	LEIGH Mike	S	CAN	5	9	13	9	18	19	19
				0:11	0:30	0:32	0:27	1:59	2:23	2:23
20	van SCHAARDENBURG Rutger	S	NED	22	28	41	41	17	20	20
				0:38	1:14	2:05	2:31	1:55	2:27	2:27
21	BARROWS III Thomas	S	ISV	21	22	39	39	22	21	21
				0:37	1:03	1:57	2:21	2:23	2:29	2:29

NOTE: CHI and FIN are scored DNE in Race 9 under rule 42.



INDIVIDUAL RACE RESULTS WITH MARK ROUNDING

带绕标记录的单轮成绩 / RÉSULTATS DE COURSE INDIVIDUELLE AVEC PASSAGES AUX MARQUES

Rank	Name	Pos	NOC Code	Marks					Finish	Race Points
				1	4	1	2	3		
22	HA Jeemin	S	KOR	37 1:06	38 1:29	18 0:43	15 0:44	25 2:41	22 2:48	22
23	BOTTONI Christoph	S	SUI	31 0:51	33 1:23	36 1:41	36 2:09	41 3:59	23 2:54	23
24	RUIZ DURANGO Jose Miguel	S	VEN	14 0:27	35 1:25	42 2:11	42 2:34	29 2:59	24 3:02	24
25	SHEN Sheng	S	CHN	19 0:34	25 1:09	26 1:09	28 1:24	37 3:46	25 3:03	25
26	LIM Leong Keat Kevin	S	MAS	28 0:47	31 1:19	21 0:49	20 0:57	33 3:28	26 3:05	26
27	MOHAMMAD Adil Khalid	S	UAE	41 1:32	39 1:30	37 1:47	40 2:25	30 3:00	27 3:08	27
28	IJIMA Yoichi	S	JPN	36 1:03	30 1:17	40 2:03	35 2:07	31 3:13	28 3:09	28
29	AGUAYO Raul	S	DOM	24 0:41	37 1:28	34 1:36	32 1:49	38 3:49	29 3:11	29
30	JULIE Allan	S	SEY	43 1:41	42 1:35	43 2:20	43 2:38	39 3:55	30 3:16	30
31	CAMPBELL Andrew	S	USA	25 0:43	13 0:39	10 0:26	21 1:01	23 2:34	31 3:19	31
32	MUSLUBAS Kemal	S	TUR	7 0:15	17 0:50	17 0:40	17 0:49	20 2:07	32 3:23	32
33	SCHMIT Marc	S	LUX	29 0:48	36 1:27	38 1:49	37 2:13	32 3:23	33 3:26	33
34	BERNAZ Jean Baptiste	S	FRA	9 0:18	6 0:22	16 0:37	19 0:53	42 4:02	34 3:30	34
35	KONTIDES Pavlos	S	CYP	26 0:44	24 1:07	33 1:32	38 2:16	28 2:54	35 3:34	35
36	KOH Seng Leong	S	SIN	30 0:50	23 1:04	35 1:39	34 1:56	34 3:35	36 3:35	36
37	BERECZ Zsombor	S	HUN	8 0:17	20 0:57	31 1:26	33 1:53	40 3:58	38 3:45	37
38	RUTH Kristian	S	NOR	23 0:40	27 1:12	27 1:13	27 1:22	21 2:13	39 3:49	38
39	FONTES Bruno	S	BRA	13 0:26	14 0:42	14 0:34	10 0:29	24 2:38	41 3:51	39
40	SLINGSBY Tom	S	AUS	16 0:30	32 1:21	24 1:02	24 1:11	36 3:44	42 3:53	40
41	DOUGLAS Gregory	S	BAR	40 1:14	43 1:37	22 0:53	22 1:04	35 3:41	43 3:54	41
-	DEL SOLAR GOLDSMITH Matias	S	CHI	38 1:09	26 1:10	25 1:04	26 1:19	27 2:47	37 3:38	44 DNE

NOTE: CHI and FIN are scored DNE in Race 9 under rule 42.



INDIVIDUAL RACE RESULTS WITH MARK ROUNDING

带绕标记录的单轮成绩 / RÉSULTATS DE COURSE INDIVIDUELLE AVEC PASSAGES AUX MARQUES

Rank	Name	Pos	NOC Code	Marks					Finish	Race Points
				1	4	1	2	3		
-	COLLURA Pierre Angelo	S	FIN	33	10	29	30	26	40	44
				0:55	0:32	1:18	1:32	2:45	3:50	DNE

Other information:

Course:	Trapezoid Inner (I1)
Temperature:	27 C
Humidity:	66%
Conditions:	Cloudy

Note:

- (1) A dash in a mark rounding column indicates that the boat's position was not recorded at that mark.
- (2) Times shown under NOC are times behind the leader.

Legend:

DNE Disqualification not excludable. Rule 89.3(b) **S** Skipper

NOTE: CHI and FIN are scored DNE in Race 9 under rule 42.



INDIVIDUAL RACE RESULTS WITH MARK ROUNDING

带绕标记录的单轮成绩 / RÉSULTATS DE COURSE INDIVIDUELLE AVEC PASSAGES AUX MARQUES

	Marks				
	Start	1	4	1	Finish
Wind Direction:	300	295	300	295	295
Wind Speed(kts):	6	6	5	6	6
Elapsed time of first boat:		8:49	13:47	22:03	28:18

Rank	Name	Pos	NOC Code	Marks				Race Points
				1	4	1	Finish	
1	MURDOCH Andrew	S	NZL	1 0:00	1 0:00	1 0:00	1 0:00	2
2	ZBOGAR Vasilij	S	SLO	2 0:08	2 0:14	2 0:10	2 0:05	4
3	ROMERO Diego	S	ITA	4 0:28	3 1:16	3 0:54	3 0:46	6
4	ALSOGARAY Julio	S	ARG	6 0:43	5 1:28	4 1:18	4 1:02	8
5	LIMA Gustavo	S	POR	5 0:40	6 1:47	5 2:02	5 2:06	10
6	BERNAZ Jean Baptiste	S	FRA	3 0:23	4 1:23	6 2:42	6 2:28	12
7	LEIGH Mike	S	CAN	7 1:03	7 1:52	7 2:57	7 2:43	14
8	RUTH Kristian	S	NOR	8 1:15	8 2:11	8 3:17	8 2:54	16
9	GOODISON Paul	S	GBR	9 2:27	9 3:37	9 3:49	9 3:29	18
10	MYRGREN Rasmus	S	SWE	10 2:47	10 4:22	10 4:21	10 3:54	20

Other information:

Course:	Windward-Leeward 2 Laps (W2)
Temperature:	26 C
Humidity:	60%
Conditions:	Partly cloudy

Note:

- (1) A dash in a mark rounding column indicates that the boat's position was not recorded at that mark.
 (2) Times shown under NOC are times behind the leader.

Legend:

S Skipper



FLEET OVERALL As of 19 AUG 2008

N轮后单项总成绩表 / CLASSEMENT GÉNÉRAL - APRÈS N COURSES

AFTER 10 RACES

Place	Name	Pos	NOC Code	Points per Race									Medal Race	Total Pts	Net Pts
				1	2	3	4	5	6	7	8	9			
1	TUNNICLIFFE Anna	S	USA	4	5	6	5	6	3	(15)	2	2	4	52	37
2	VOLUNGEVICIUTE Gintare	S	LTU	3	13	8	1	1	4	(21)	6	4	2	63	42
3	XU Lijia	S	CHN	(24)	3	10	6	5	2	1	11	6	6	74	50
4	BLANCK Sarah	S	AUS	6	11	7	(19)	4	12	8	1	5	8	81	62
5	STEYAERT Sarah	S	FRA	11	1	21	3	(29) BFD	1	3	10	11	16	106	77
6	BRUGGER Nathalie	S	SUI	13	6	12	12	(22)	10	10	8	9	10	112	90
7	ALEH Jo	S	NZL	(22)	4	2	2	2	14	14	14	20	18	112	90
8	Van ACKER Evi	S	BEL	1	10	16	10	12	6	12	4	(18)	20	109	91
9	SZOTYNSKA Katarzyna	S	POL	5	21	11	(24)	21	5	2	20	12	12	133	109
10	CLARK Penny	S	GBR	2	22	1	22	3	17	18	(23)	13	14	135	112
11	PETRONIJEVIC Mateja	S	CRO	8	9	5	4	19	19	13	21	(22)	-	120	98
12	CARRANZA SAROLI Cecilia	S	ARG	15	8	9	20	8	15	6	(29) DNS	23	-	133	104
13	ELIAS CALLES Tania	S	MEX	27	25	(29) DNF	13	15	16	7	3	1	-	136	107
14	SODERSTROM Karin	S	SWE	19	19	4	25	9	18	(29) OCS	5	8	-	136	107
15	NIEMANN Petra	S	GER	20	20	19	8	(29) BFD	7	4	17	14	-	138	109
16	EDELMAN Nufar	S	ISR	(25)	12	3	15	25	11	9	19	17	-	136	111
17	ROSS Lisa	S	CAN	16	23	13	11	7	9	(29) OCS	25	7	-	140	111
18	MANTZARAKI Eftychia	S	GRE	14	18	14	18	16	8	5	22	(24)	-	139	115
19	NEVIEROV Larissa	S	ITA	17	15	22	9	11	13	16	(24)	21	-	148	124
20	PEELO Ciara	S	IRL	23	17	15	7	13	24	(25)	18	10	-	152	127
21	ROMERO Susana	S	ESP	18	7	20	14	20	(21)	19	13	16	-	148	127
22	TENKANEN Tuula	S	FIN	10	16	(25)	21	17	20	20	9	15	-	153	128



FLEET OVERALL As of 19 AUG 2008

N轮后单项总成绩表 / CLASSEMENT GÉNÉRAL - APRÈS N COURSES

AFTER 10 RACES

Place	Name	Pos	NOC Code	Points per Race									Medal Race	Total Pts	Net Pts
				1	2	3	4	5	6	7	8	9			
23	DROZDOVSKAYA Tatiana	S	BLR	12	24	17	17	10	22	11	15	(26)	-	154	128
24	CERUTTI BOGADO Florencia	S	PAR	(28)	2	23	23	26	25	17	7	19	-	170	142
25	LO Man Yi	S	SIN	21	14	18	26	24	(27)	26	16	3	-	175	148
26	SCHMIDT Paloma	S	PER	9	26	27	(28)	14	26	22	12	27	-	191	163
27	CHERNOVA Anastasia	S	RUS	7	(28)	26	16	18	23	24	26	28	-	196	168
28	GJERPEN Cathrine Margrethe	S	NOR	26	27	24	27	23	(28)	23	27	25	-	230	202

Legend:

(x) Excluded score
 DNS Did not start
 S Skipper

BFD Disqualification under rule 30.3
 OCS On the course side

DNF Did not finish
 Pts points



FLEET OVERALL - PROGRESSIVE As of 19 AUG 2008

名次汇总表 / CLASSEMENT GÉNÉRAL - EN COURS

Name	Pos	NOC Code	Overall Position (Rank) after each race									Medal
			1	2	3	4	5	6	7	8	9	
TUNNICLIFFE Anna	S	USA	4	1	1	1	3	2	2	1	1	1
VOLUNGEVICIUTE Gintare	S	LTU	3	4	3	2	2	1	3	2	2	2
XU Lijia	S	CHN	24	14	11	7	4	4	1	3	3	3
BLANCK Sarah	S	AUS	6	5	4	8	7	7	6	4	4	4
STEYAERT Sarah	S	FRA	11	3	10	5	9	5	5	5	5	5
BRUGGER Nathalie	S	SUI	13	7	8	9	11	10	7	8	8	6
ALEH Jo	S	NZL	22	11	7	4	1	3	4	6	7	7
Van ACKER Evi	S	BEL	1	2	6	6	8	6	9	7	6	8
SZOTYNSKA Katarzyna	S	POL	5	12	12	14	18	13	8	11	9	9
CLARK Penny	S	GBR	2	9	5	10	6	8	15	10	10	10
PETRONIJEVIC Mateja	S	CRO	8	6	2	3	5	9	11	14	11	11
CARRANZA SAROLI Cecilia	S	ARG	15	8	9	11	10	11	14	9	12	12
ELIAS CALLES Tania	S	MEX	27	27	28	27	27	24	20	18	13	13
SODERSTROM Karin	S	SWE	19	23	14	19	13	16	17	15	14	14
NIEMANN Petra	S	GER	20	26	24	20	23	18	12	13	15	15
EDELMAN Nufar	S	ISR	25	22	13	12	16	15	10	12	16	16
ROSS Lisa	S	CAN	16	24	18	17	12	12	13	17	17	17
MANTZARAKI Eftychia	S	GRE	14	16	16	18	20	17	16	21	18	18
NEVIEROV Larissa	S	ITA	17	17	22	16	15	14	21	16	19	19
PEELO Ciara	S	IRL	23	25	23	15	14	19	19	22	20	20
ROMERO Susana	S	ESP	18	10	15	13	19	21	18	19	21	21
TENKANEN Tuula	S	FIN	10	13	17	22	21	22	22	20	22	22
DROZDOVSKAYA Tatiana	S	BLR	12	21	20	21	17	20	23	24	23	23
CERUTTI BOGADO Florencia	S	PAR	28	15	19	23	24	25	25	23	24	24
LO Man Yi	S	SIN	21	20	21	25	26	27	27	27	25	25
SCHMIDT Paloma	S	PER	9	19	26	26	25	26	26	25	26	26
CHERNOVA Anastasia	S	RUS	7	18	25	24	22	23	24	26	27	27
GJERPEN Cathrine Margrethe	S	NOR	26	28	27	28	28	28	28	28	28	28

Legend:
 S Skipper



INDIVIDUAL RACE RESULTS WITH MARK ROUNDING

带绕标记录的单轮成绩 / RÉSULTATS DE COURSE INDIVIDUELLE AVEC PASSAGES AUX MARQUES

	Marks						
	Start	1	4	1	2	3	Finish
Wind Direction:	130						
Wind Speed(kts):	6						
Elapsed time of first boat:		11:25	18:00	37:30	41:25	52:50	54:58

Rank	Name	Pos	NOC Code	Marks					Finish	Race Points
				1	4	1	2	3		
1	Van ACKER Evi	S	BEL	1	1	1	1	1	1	1
				0:00	0:00	0:00	0:00	0:00	0:00	0:00
2	CLARK Penny	S	GBR	6	8	2	2	2	2	2
				0:25	0:42	0:32	0:24	0:31	0:33	0:33
3	VOLUNGEVICIUTE Gintare	S	LTU	9	6	4	4	3	3	3
				0:39	0:39	0:43	0:43	0:35	0:40	0:40
4	TUNNICLIFFE Anna	S	USA	2	2	3	3	4	4	4
				0:04	0:21	0:34	0:35	0:41	0:42	0:42
5	SZOTYNSKA Katarzyna	S	POL	3	3	5	5	5	5	5
				0:09	0:26	0:47	0:48	0:49	0:47	0:47
6	BLANCK Sarah	S	AUS	16	18	7	7	6	6	6
				1:05	1:18	1:11	1:09	0:52	0:50	0:50
7	CHERNOVA Anastasia	S	RUS	5	4	6	6	7	7	7
				0:21	0:31	1:06	1:02	1:08	1:11	1:11
8	PETRONIJEVIC Mateja	S	CRO	10	10	12	12	8	8	8
				0:41	0:43	1:27	1:34	1:30	1:39	1:39
9	SCHMIDT Paloma	S	PER	13	13	8	8	9	9	9
				0:50	0:56	1:13	1:15	1:36	1:42	1:42
10	TENKANEN Tuula	S	FIN	4	5	11	9	10	10	10
				0:19	0:35	1:24	1:18	1:42	1:47	1:47
11	STEYAERT Sarah	S	FRA	22	15	14	13	11	11	11
				1:20	1:09	1:36	1:37	1:45	1:50	1:50
12	DROZDOVSKAYA Tatiana	S	BLR	11	11	13	11	12	12	12
				0:43	0:50	1:29	1:31	1:47	1:53	1:53
13	BRUGGER Nathalie	S	SUI	15	16	19	19	13	13	13
				1:03	1:13	2:07	2:12	1:56	2:06	2:06
14	MANTZARAKI Eftychia	S	GRE	24	25	16	15	14	14	14
				1:28	1:48	1:46	1:47	2:13	2:15	2:15
15	CARRANZA SAROLI Cecilia	S	ARG	19	17	10	10	15	15	15
				1:12	1:17	1:18	1:22	2:18	2:22	2:22
16	ROSS Lisa	S	CAN	7	9	15	14	16	16	16
				0:28	0:43	1:42	1:42	2:21	2:27	2:27
17	NEVIEROV Larissa	S	ITA	14	14	17	17	18	17	17
				0:54	1:04	2:00	2:05	2:27	2:30	2:30
18	ROMERO Susana	S	ESP	28	26	24	24	17	18	18
				2:02	1:49	2:31	2:37	2:24	2:32	2:32
19	SODERSTROM Karin	S	SWE	8	7	9	16	19	19	19
				0:37	0:40	1:16	1:58	2:36	2:46	2:46
20	NIEMANN Petra	S	GER	26	27	20	20	20	20	20
				1:42	1:52	2:11	2:15	2:39	2:48	2:48
21	LO Man Yi	S	SIN	21	22	21	21	21	21	21
				1:18	1:34	2:16	2:22	2:42	2:50	2:50



INDIVIDUAL RACE RESULTS WITH MARK ROUNDING

带绕标记录的单轮成绩 / RÉSULTATS DE COURSE INDIVIDUELLE AVEC PASSAGES AUX MARQUES

Rank	Name	Pos	NOC Code	Marks					Finish	Race Points
				1	4	1	2	3		
22	ALEH Jo	S	NZL	20 1:17	21 1:32	22 2:23	22 2:25	22 2:44	22 2:52	22
23	PEELO Ciara	S	IRL	17 1:08	20 1:29	18 2:04	18 2:08	23 2:48	23 3:04	23
24	XU Lijia	S	CHN	12 0:46	12 0:54	25 2:34	25 2:46	24 2:50	24 3:06	24
25	EDELMAN Nufar	S	ISR	25 1:39	24 1:45	26 2:51	26 2:55	25 2:54	25 3:10	25
26	GJERPEN Cathrine Margrethe	S	NOR	23 1:24	23 1:41	23 2:27	23 2:33	26 3:01	26 3:12	26
27	ELIAS CALLES Tania	S	MEX	18 1:10	19 1:21	27 2:59	27 3:06	27 3:04	27 3:16	27
28	CERUTTI BOGADO Florencia	S	PAR	27 1:52	28 1:55	28 3:10	28 3:17	28 3:12	28 3:18	28

Other information:

Course:	Trapezoid Inner (I1)
Temperature:	28 C
Humidity:	77%
Conditions:	Partly cloudy

Note:

- (1) A dash in a mark rounding column indicates that the boat's position was not recorded at that mark.
 (2) Times shown under NOC are times behind the leader.

Legend:

S Skipper



INDIVIDUAL RACE RESULTS WITH MARK ROUNING

带绕标记录的单轮成绩 / RÉSULTATS DE COURSE INDIVIDUELLE AVEC PASSAGES AUX MARQUES

	Marks						
	Start	1	4	1	2	3	Finish
Wind Direction:	115						
Wind Speed(kts):	8						
Elapsed time of first boat:		15:18	25:55	39:04	43:00	56:03	58:03

Rank	Name	Pos	NOC Code	Marks					Finish	Race Points
				1	4	1	2	3		
1	STEYAERT Sarah	S	FRA	3 0:21	2 0:27	2 0:15	2 0:13	1 0:00	1 0:00	1
2	CERUTTI BOGADO Florencia	S	PAR	1 0:00	1 0:00	1 0:00	1 0:00	2 0:04	2 0:04	2
3	XU Lijia	S	CHN	2 0:15	5 0:57	3 0:27	3 0:25	3 0:15	3 0:14	3
4	ALEH Jo	S	NZL	5 0:28	3 0:32	4 0:41	4 0:37	4 0:48	4 0:50	4
5	TUNNICLIFFE Anna	S	USA	4 0:26	4 0:43	5 0:45	5 0:40	5 0:51	5 0:53	5
6	BRUGGER Nathalie	S	SUI	23 1:41	12 1:32	9 1:16	9 1:16	6 0:57	6 1:07	6
7	ROMERO Susana	S	ESP	9 0:51	6 1:10	6 0:56	6 0:53	7 1:09	7 1:15	7
8	CARRANZA SAROLI Cecilia	S	ARG	10 0:55	8 1:15	7 1:05	7 1:01	8 1:17	8 1:20	8
9	PETRONIJEVIC Mateja	S	CRO	6 0:39	7 1:13	8 1:07	8 1:10	9 1:20	9 1:23	9
10	Van ACKER Evi	S	BEL	8 0:48	10 1:20	11 1:25	10 1:22	10 1:23	10 1:25	10
11	BLANCK Sarah	S	AUS	22 1:28	13 1:33	14 1:37	13 1:34	11 1:28	11 1:29	11
12	EDELMAN Nufar	S	ISR	13 1:03	9 1:16	15 1:41	15 1:39	12 1:32	12 1:32	12
13	VOLUNGEVICIUTE Gintare	S	LTU	17 1:15	20 1:48	12 1:29	11 1:25	13 1:36	13 1:34	13
14	LO Man Yi	S	SIN	20 1:24	21 1:50	13 1:34	12 1:30	14 1:43	14 1:51	14
15	NEVIEROV Larissa	S	ITA	24 1:46	14 1:35	16 1:44	17 1:45	15 1:46	15 1:53	15
16	TENKANEN Tuula	S	FIN	18 1:20	15 1:38	20 1:59	20 1:56	16 1:49	16 1:56	16
17	PEELO Ciara	S	IRL	26 1:55	17 1:43	17 1:47	16 1:42	17 1:53	17 1:58	17
18	MANTZARAKI Eftychia	S	GRE	7 0:45	18 1:45	18 1:50	18 1:50	18 1:56	18 2:02	18
19	SODERSTROM Karin	S	SWE	11 0:58	16 1:40	21 2:03	21 2:00	21 2:10	19 2:06	19
20	NIEMANN Petra	S	GER	19 1:22	25 2:14	23 2:11	23 2:08	19 2:02	20 2:08	20
21	SZOTYNSKA Katarzyna	S	POL	12 1:00	19 1:46	19 1:54	19 1:53	20 2:07	21 2:13	21



INDIVIDUAL RACE RESULTS WITH MARK ROUNDING

带绕标记录的单轮成绩 / RÉSULTATS DE COURSE INDIVIDUELLE AVEC PASSAGES AUX MARQUES

Rank	Name	Pos	NOC Code	Marks					Finish	Race Points
				1	4	1	2	3		
22	CLARK Penny	S	GBR	14 1:05	23 2:10	22 2:06	22 2:05	22 2:13	22 2:16	22
23	ROSS Lisa	S	CAN	16 1:13	24 2:11	27 2:38	26 2:29	23 2:15	23 2:18	23
24	DROZDOVSKAYA Tatiana	S	BLR	15 1:09	11 1:29	10 1:20	14 1:36	24 2:17	24 2:21	24
25	ELIAS CALLES Tania	S	MEX	25 1:48	22 1:54	24 2:20	24 2:14	25 2:24	25 2:30	25
26	SCHMIDT Paloma	S	PER	27 2:01	26 2:16	25 2:31	25 2:24	26 2:34	26 2:34	26
27	GJERPEN Cathrine Margrethe	S	NOR	28 2:18	27 2:23	28 2:50	28 2:52	27 2:43	27 2:48	27
28	CHERNOVA Anastasia	S	RUS	21 1:25	28 2:26	26 2:35	27 2:32	28 2:52	28 3:03	28

Other information:

Course:	Trapezoid Inner (I1)
Temperature:	28 C
Humidity:	77%
Conditions:	Partly cloudy

Note:

- (1) A dash in a mark rounding column indicates that the boat's position was not recorded at that mark.
 (2) Times shown under NOC are times behind the leader.

Legend:

S Skipper



INDIVIDUAL RACE RESULTS WITH MARK ROUNDING
 带绕标记录的单轮成绩 / RÉSULTATS DE COURSE INDIVIDUELLE AVEC PASSAGES AUX MARQUES

	Marks						Finish
	Start	1	2	3	2	3	
Wind Direction:	145	145	145	145	145	145	145
Wind Speed(kts):	7	5	5	5	5	5	5
Elapsed time of first boat:		19:32	23:56	33:35	46:22	53:22	55:41

Rank	Name	Pos	NOC Code	Marks					Finish	Race Points
				1	2	3	2	3		
1	CLARK Penny	S	GBR	1	1	2	1	1	1	1
				0:00	0:00	0:07	0:00	0:00	0:00	0:00
2	ALEH Jo	S	NZL	2	2	3	2	2	2	2
				0:03	0:06	0:09	0:14	0:10	0:04	0:04
3	EDELMAN Nufar	S	ISR	3	3	1	3	3	3	3
				0:13	0:21	0:00	0:45	0:33	0:29	0:29
4	SODERSTROM Karin	S	SWE	4	4	4	4	4	4	4
				0:20	0:24	0:17	1:10	0:59	0:55	0:55
5	PETRONIJEVIC Mateja	S	CRO	5	5	5	5	5	5	5
				0:25	0:38	0:28	1:36	1:46	1:42	1:42
6	TUNNICLIFFE Anna	S	USA	10	10	7	8	6	6	6
				0:49	0:58	0:38	1:58	1:54	1:48	1:48
7	BLANCK Sarah	S	AUS	7	7	8	7	8	7	7
				0:31	0:42	0:41	1:56	2:03	1:52	1:52
8	VOLUNGEVICIUTE Gintare	S	LTU	22	22	19	10	9	8	8
				1:52	1:54	1:40	2:06	2:06	2:01	2:01
9	CARRANZA SAROLI Cecilia	S	ARG	8	8	11	6	7	9	9
				0:36	0:47	0:53	1:52	1:57	2:03	2:03
10	XU Lijia	S	CHN	12	11	12	14	10	10	10
				0:58	1:04	0:59	2:26	2:09	2:05	2:05
11	SZOTYNSKA Katarzyna	S	POL	20	20	14	9	11	11	11
				1:45	1:48	1:17	2:03	2:13	2:10	2:10
12	BRUGGER Nathalie	S	SUI	6	6	6	13	12	12	12
				0:29	0:40	0:31	2:19	2:15	2:17	2:17
13	ROSS Lisa	S	CAN	15	15	9	12	14	13	13
				1:17	1:22	0:48	2:16	2:36	2:29	2:29
14	MANTZARAKI Eftychia	S	GRE	9	9	10	11	15	14	14
				0:38	0:50	0:51	2:13	2:40	2:37	2:37
15	PEELO Ciara	S	IRL	17	17	13	15	13	15	15
				1:25	1:31	1:13	2:29	2:34	2:46	2:46
16	Van ACKER Evi	S	BEL	16	16	18	16	16	16	16
				1:20	1:27	1:34	2:39	2:44	2:53	2:53
17	DROZDOVSKAYA Tatiana	S	BLR	23	23	20	17	17	17	17
				1:56	1:58	1:52	2:53	3:00	3:02	3:02
18	LO Man Yi	S	SIN	11	12	17	18	18	18	18
				0:53	1:07	1:29	3:01	3:05	3:07	3:07
19	NIEMANN Petra	S	GER	14	14	16	20	19	19	19
				1:11	1:16	1:24	3:14	3:09	3:13	3:13
20	ROMERO Susana	S	ESP	13	13	15	19	20	20	20
				1:05	1:12	1:21	3:08	3:14	3:25	3:25
21	STEYAERT Sarah	S	FRA	21	21	24	21	21	21	21
				1:49	1:51	2:01	3:19	3:18	3:28	3:28



INDIVIDUAL RACE RESULTS WITH MARK ROUNDING

带绕标记录的单轮成绩 / RÉSULTATS DE COURSE INDIVIDUELLE AVEC PASSAGES AUX MARQUES

	Marks						
	Start	1	4	1	2	3	Finish
Wind Direction:	30	30	30	30	20	30	30
Wind Speed(kts):	12	12	7	13	15	15	12
Elapsed time of first boat:		15:37	26:02	39:44	43:20	52:33	53:51

Rank	Name	Pos	NOC Code	Marks					Finish	Race Points
				1	4	1	2	3		
1	VOLUNGEVICIUTE Gintare	S	LTU	6 0:43	2 0:16	2 0:03	2 0:09	1 0:00	1 0:00	1
2	ALEH Jo	S	NZL	7 0:45	4 0:23	3 0:09	3 0:11	4 0:11	2 0:08	2
3	STEYAERT Sarah	S	FRA	8 0:49	3 0:20	5 0:28	4 0:20	2 0:04	3 0:08	3
4	PETRONIJEVIC Mateja	S	CRO	1 0:00	1 0:00	1 0:00	1 0:00	3 0:08	4 0:20	4
5	TUNNICLIFFE Anna	S	USA	10 0:53	16 0:59	6 0:30	6 0:26	5 0:17	5 0:25	5
6	XU Lijia	S	CHN	17 1:15	8 0:44	11 0:51	12 0:53	6 0:21	6 0:32	6
7	PEELO Ciara	S	IRL	5 0:41	7 0:42	7 0:34	7 0:30	7 0:29	7 0:36	7
8	NIEMANN Petra	S	GER	9 0:51	10 0:46	13 0:57	13 0:59	10 0:45	8 0:52	8
9	NEVIEROV Larissa	S	ITA	19 1:20	18 1:03	8 0:39	8 0:40	9 0:42	9 0:54	9
10	Van ACKER Evi	S	BEL	15 1:09	12 0:52	10 0:44	11 0:50	12 0:51	10 0:57	10
11	ROSS Lisa	S	CAN	11 0:57	9 0:45	4 0:22	5 0:21	11 0:48	11 1:00	11
12	BRUGGER Nathalie	S	SUI	4 0:39	13 0:54	12 0:53	10 0:47	13 0:54	12 1:02	12
13	ELIAS CALLES Tania	S	MEX	14 1:07	14 0:55	16 1:10	14 1:07	14 0:57	13 1:07	13
14	ROMERO Susana	S	ESP	3 0:36	6 0:39	9 0:42	9 0:45	8 0:36	14 1:14	14
15	EDELMAN Nufar	S	ISR	12 1:01	11 0:50	14 1:03	15 1:09	15 1:06	15 1:20	15
16	CHERNOVA Anastasia	S	RUS	2 0:22	5 0:28	15 1:07	17 1:18	16 1:14	16 1:30	16
17	DROZDOVSKAYA Tatiana	S	BLR	26 1:46	23 1:11	22 1:30	22 1:45	17 1:22	17 1:34	17
18	MANTZARAKI Eftychia	S	GRE	27 1:56	24 1:12	18 1:19	18 1:21	19 1:27	18 1:38	18
19	BLANCK Sarah	S	AUS	18 1:18	21 1:08	21 1:27	20 1:32	21 1:32	19 1:39	19
20	CARRANZA SAROLI Cecilia	S	ARG	21 1:26	22 1:10	17 1:14	16 1:16	18 1:24	20 1:40	20
21	TENKANEN Tuula	S	FIN	22 1:29	26 1:27	19 1:21	19 1:29	22 1:36	21 1:41	21



INDIVIDUAL RACE RESULTS WITH MARK ROUNDING

带绕标记录的单轮成绩 / RÉSULTATS DE COURSE INDIVIDUELLE AVEC PASSAGES AUX MARQUES

Rank	Name	Pos	NOC Code	Marks					Finish	Race Points
				1	4	1	2	3		
22	CLARK Penny	S	GBR	16 1:12	15 0:57	20 1:24	21 1:38	20 1:30	22 1:43	22
23	CERUTTI BOGADO Florencia	S	PAR	13 1:05	17 1:01	24 1:36	23 1:50	23 1:41	23 1:45	23
24	SZOTYNSKA Katarzyna	S	POL	23 1:32	20 1:06	25 1:38	24 1:55	24 1:45	24 1:49	24
25	SODERSTROM Karin	S	SWE	25 1:42	19 1:05	23 1:33	25 2:00	25 1:49	25 1:58	25
26	LO Man Yi	S	SIN	28 2:19	27 1:31	27 1:55	26 2:08	26 1:53	26 2:05	26
27	GJERPEN Cathrine Margrethe	S	NOR	24 1:36	28 1:36	26 1:51	27 2:10	27 2:20	27 2:31	27
28	SCHMIDT Paloma	S	PER	20 1:23	25 1:15	28 2:17	28 2:28	28 2:49	28 2:58	28

Other information:

Course:	Trapezoid Inner (I1)
Temperature:	28 C
Humidity:	55%
Conditions:	Cloudy

Note:

- (1) A dash in a mark rounding column indicates that the boat's position was not recorded at that mark.
 (2) Times shown under NOC are times behind the leader.

Legend:

S Skipper



INDIVIDUAL RACE RESULTS WITH MARK ROUNDING

带绕标记录的单轮成绩 / RÉSULTATS DE COURSE INDIVIDUELLE AVEC PASSAGES AUX MARQUES

	Marks						Finish
	Start	1	2	3	2	3	
Wind Direction:	120	125	125	125	125	120	120
Wind Speed(kts):	9	8	8	9	5	5	5
Elapsed time of first boat:		16:26	22:45	33:30	54:24	1:10:14	1:12:14

Rank	Name	Pos	NOC Code	Marks					Finish	Race Points
				1	2	3	2	3		
1	VOLUNGEVICIUTE Gintare	S	LTU	6	6	8	1	1	1	1
				0:48	0:53	1:24	0:00	0:00	0:00	
2	ALEH Jo	S	NZL	7	7	5	2	2	2	2
				1:06	1:06	1:05	0:12	0:32	0:35	
3	CLARK Penny	S	GBR	1	1	1	3	3	3	3
				0:00	0:00	0:00	0:37	1:08	1:20	
4	BLANCK Sarah	S	AUS	4	4	4	4	4	4	4
				0:27	0:38	0:39	2:10	1:59	2:18	
5	XU Lijia	S	CHN	17	18	23	13	5	5	5
				1:46	2:00	2:24	4:57	3:05	3:23	
6	TUNNICLIFFE Anna	S	USA	9	9	7	9	6	6	6
				1:15	1:27	1:22	4:35	3:16	3:31	
7	ROSS Lisa	S	CAN	3	3	3	7	7	7	7
				0:24	0:34	0:30	4:14	3:25	3:42	
8	CARRANZA SAROLI Cecilia	S	ARG	18	20	24	8	8	8	8
				1:51	2:06	2:30	4:32	3:29	3:44	
9	SODERSTROM Karin	S	SWE	5	5	6	6	9	9	9
				0:44	0:51	1:17	3:56	3:33	3:51	
10	DROZDOVSKAYA Tatiana	S	BLR	16	14	13	5	10	10	10
				1:44	1:48	1:46	3:35	3:38	3:56	
11	NEVIEROV Larissa	S	ITA	22	21	14	10	11	11	11
				2:10	2:11	1:49	4:40	3:43	4:01	
12	Van ACKER Evi	S	BEL	19	16	17	14	12	12	12
				1:55	1:55	1:58	5:11	3:47	4:09	
13	PEELO Ciara	S	IRL	10	10	9	16	13	13	13
				1:22	1:31	1:31	5:31	3:53	4:12	
14	SCHMIDT Paloma	S	PER	2	2	2	12	14	14	14
				0:17	0:27	0:17	4:48	3:57	4:16	
15	ELIAS CALLES Tania	S	MEX	11	11	10	15	15	15	15
				1:26	1:34	1:33	5:14	4:26	4:38	
16	MANTZARAKI Eftychia	S	GRE	21	22	19	17	16	16	16
				2:05	2:15	2:03	5:55	4:38	4:44	
17	TENKANEN Tuula	S	FIN	15	13	12	19	17	17	17
				1:39	1:42	1:43	6:49	4:55	4:55	
18	CHERNOVA Anastasia	S	RUS	25	25	26	18	18	18	18
				2:20	2:29	2:41	6:27	5:05	5:03	
19	PETRONIJEVIC Mateja	S	CRO	26	26	25	20	19	19	19
				2:34	2:36	2:36	7:32	5:28	5:24	
20	ROMERO Susana	S	ESP	12	12	11	11	20	20	20
				1:30	1:37	1:39	4:42	5:33	5:33	
21	SZOTYNSKA Katarzyna	S	POL	24	24	18	22	21	21	21
				2:18	2:23	2:01	7:47	5:37	5:36	



INDIVIDUAL RACE RESULTS WITH MARK ROUNDING

带绕标记录的单轮成绩 / RÉSULTATS DE COURSE INDIVIDUELLE AVEC PASSAGES AUX MARQUES

Rank	Name	Pos	NOC Code	Marks					Finish	Race Points
				1	2	3	2	3		
22	BRUGGER Nathalie	S	SUI	14 1:35	19 2:04	15 1:51	23 7:59	22 5:54	22 5:51	22
23	GJERPEN Cathrine Margrethe	S	NOR	13 1:33	15 1:52	21 2:13	24 8:12	23 6:12	23 6:11	23
24	LO Man Yi	S	SIN	20 2:01	17 1:58	22 2:15	25 8:35	25 7:00	24 6:50	24
25	EDELMAN Nufar	S	ISR	8 1:10	8 1:23	16 1:55	21 7:40	24 6:47	25 6:55	25
26	CERUTTI BOGADO Florencia	S	PAR	23 2:15	23 2:17	20 2:08	26 9:16	26 7:25	26 7:23	26
-	STEYAERT Sarah	S	FRA	-	-	-	-	-	-	29 BFD
-	NIEMANN Petra	S	GER	-	-	-	-	-	-	29 BFD

Other information:

Course:	Trapezoid Outer (O1)
Temperature:	27 C
Humidity:	81%
Conditions:	Sunny

Note:

- (1) A dash in a mark rounding column indicates that the boat's position was not recorded at that mark.
 (2) Times shown under NOC are times behind the leader.

Legend:

BFD Disqualification under rule 30.3 **S** Skipper



INDIVIDUAL RACE RESULTS WITH MARK ROUNDING

带绕标记录的单轮成绩 / RÉSULTATS DE COURSE INDIVIDUELLE AVEC PASSAGES AUX MARQUES

	Marks						
	Start	1	4	1	2	3	Finish
Wind Direction:	90	90	90	90	90	90	90
Wind Speed(kts):	20	15	16	16	14	14	15
Elapsed time of first boat:		7:36	27:00	51:10	55:15	1:00:38	1:01:03

Rank	Name	Pos	NOC Code	Marks					Finish	Race Points
				1	4	1	2	3		
1	STEYAERT Sarah	S	FRA	2	2	1	1	1	1	1
				13:15	0:04	0:00	0:00	0:00	0:00	
2	XU Lijia	S	CHN	3	3	2	2	2	2	2
				13:25	0:11	0:43	0:49	0:15	0:51	
3	TUNNICLIFFE Anna	S	USA	1	1	3	3	3	3	3
				0:00	0:00	1:18	1:52	0:51	1:31	
4	VOLUNGEVICIUTE Gintare	S	LTU	9	7	4	4	4	4	4
				13:51	0:54	1:22	1:55	1:01	1:56	
5	SZOTYNSKA Katarzyna	S	POL	13	13	5	5	5	5	5
				14:25	1:20	1:54	2:11	1:19	1:57	
6	Van ACKER Evi	S	BEL	5	4	7	7	6	6	6
				13:37	0:39	2:22	2:40	1:36	2:21	
7	NIEMANN Petra	S	GER	6	20	9	9	9	7	7
				13:40	2:38	2:55	3:03	2:19	2:47	
8	MANTZARAKI Eftychia	S	GRE	8	8	8	8	7	8	8
				13:48	0:57	2:36	2:46	1:59	2:52	
9	ROSS Lisa	S	CAN	4	10	6	6	8	9	9
				13:30	1:06	2:03	2:23	2:14	3:11	
10	BRUGGER Nathalie	S	SUI	18	17	10	11	11	10	10
				14:57	2:09	3:17	3:34	2:44	3:18	
11	EDELMAN Nufar	S	ISR	21	18	12	12	12	11	11
				15:23	2:17	3:31	3:38	2:49	3:24	
12	BLANCK Sarah	S	AUS	12	12	11	10	10	12	12
				14:18	1:15	3:21	3:22	2:28	3:26	
13	NEVIEROV Larissa	S	ITA	11	11	13	13	13	13	13
				14:11	1:10	3:42	3:49	2:55	3:32	
14	ALEH Jo	S	NZL	10	6	14	14	14	14	14
				13:55	0:50	3:55	4:09	3:02	3:39	
15	CARRANZA SAROLI Cecilia	S	ARG	7	5	15	15	15	15	15
				13:45	0:46	4:01	4:14	3:17	3:57	
16	ELIAS CALLES Tania	S	MEX	16	16	16	16	16	16	16
				14:41	2:02	4:39	4:47	3:38	4:23	
17	CLARK Penny	S	GBR	17	9	17	17	17	17	17
				14:54	1:03	5:22	5:34	4:38	5:28	
18	SODERSTROM Karin	S	SWE	22	22	18	18	18	18	18
				15:27	2:52	5:41	6:23	5:34	6:23	
19	PETRONIJEVIC Mateja	S	CRO	14	15	19	19	19	19	19
				14:28	1:57	6:11	6:31	5:44	6:37	
20	TENKANEN Tuula	S	FIN	23	21	20	20	20	20	20
				15:32	2:48	6:45	7:00	6:05	7:11	
21	ROMERO Susana	S	ESP	15	14	21	21	21	21	21
				14:37	1:30	6:49	7:13	6:24	7:18	



INDIVIDUAL RACE RESULTS WITH MARK ROUNDING
 带绕标记录的单轮成绩 / RÉSULTATS DE COURSE INDIVIDUELLE AVEC PASSAGES AUX MARQUES

Rank	Name	Pos	NOC Code	Marks					Finish	Race Points
				1	4	1	2	3		
22	DROZDOVSKAYA Tatiana	S	BLR	26 16:10	26 3:45	23 7:43	23 8:01	22 7:22	22 8:11	22
23	CHERNOVA Anastasia	S	RUS	19 15:11	19 2:28	22 7:27	22 7:53	23 7:32	23 8:25	23
24	PEELO Ciara	S	IRL	20 15:15	24 3:36	24 9:34	24 9:58	24 9:31	24 10:20	24
25	CERUTTI BOGADO Florencia	S	PAR	24 15:39	23 3:01	25 9:46	25 10:33	25 9:49	25 10:53	25
26	SCHMIDT Paloma	S	PER	27 16:10	28 4:09	26 11:00	26 11:38	26 11:58	26 13:04	26
27	LO Man Yi	S	SIN	28 16:18	27 3:51	27 11:37	27 12:33	27 12:09	27 13:44	27
28	GJERPEN Cathrine Margrethe	S	NOR	25 15:47	25 3:41	28 15:15	28 15:59	28 16:15	28 17:35	28

Other information:

Course:	Trapezoid Inner (I1)
Temperature:	27 C
Humidity:	100%
Conditions:	Rain

Note:
 (1) A dash in a mark rounding column indicates that the boat's position was not recorded at that mark.
 (2) Times shown under NOC are times behind the leader.

Legend:
 S Skipper



INDIVIDUAL RACE RESULTS WITH MARK ROUNDING

带绕标记录的单轮成绩 / RÉSULTATS DE COURSE INDIVIDUELLE AVEC PASSAGES AUX MARQUES

	Marks						
	Start	1	2	3	2	3	Finish
Wind Direction:	295	295	295	295	300	300	300
Wind Speed(kts):	15	14	12	12	12	12	12
Elapsed time of first boat:		21:26	25:58	34:18	50:43	56:41	58:00

Rank	Name	Pos	NOC Code	Marks					Finish	Race Points
				1	2	3	2	3		
1	XU Lijia	S	CHN	4 0:23	4 0:19	4 0:10	1 0:00	1 0:00	1 0:00	1
2	SZOTYNSKA Katarzyna	S	POL	2 0:03	2 0:06	3 0:08	2 0:07	2 0:23	2 0:20	2
3	STEYAERT Sarah	S	FRA	3 0:15	3 0:16	5 0:13	3 0:19	3 0:29	3 0:21	3
4	NIEMANN Petra	S	GER	5 0:26	5 0:24	1 0:00	4 0:26	4 0:46	4 0:38	4
5	MANTZARAKI Eftychia	S	GRE	1 0:00	1 0:00	2 0:08	5 0:38	5 1:04	5 0:58	5
6	CARRANZA SAROLI Cecilia	S	ARG	6 0:29	6 0:29	8 0:50	6 1:00	6 1:13	6 1:05	6
7	ELIAS CALLES Tania	S	MEX	13 1:10	13 1:17	13 1:10	7 1:10	7 1:21	7 1:14	7
8	BLANCK Sarah	S	AUS	10 0:52	9 0:45	6 0:18	8 1:22	8 1:33	8 1:21	8
9	EDELMAN Nufar	S	ISR	7 0:32	7 0:37	7 0:40	9 1:26	9 1:42	9 1:33	9
10	BRUGGER Nathalie	S	SUI	12 1:00	10 0:58	10 0:56	10 1:30	10 1:46	10 1:38	10
11	DROZDOVSKAYA Tatiana	S	BLR	8 0:38	8 0:43	9 0:54	12 1:41	11 1:53	11 1:41	11
12	Van ACKER Evi	S	BEL	21 1:44	21 2:11	19 1:49	15 1:54	12 1:56	12 1:47	12
13	PETRONIJEVIC Mateja	S	CRO	9 0:50	11 1:03	14 1:15	11 1:33	13 2:00	13 1:49	13
14	ALEH Jo	S	NZL	16 1:27	14 1:23	12 1:07	13 1:48	14 2:05	14 1:54	14
15	TUNNICLIFFE Anna	S	USA	14 1:19	15 1:27	15 1:22	14 1:52	15 2:09	15 1:56	15
16	NEVIEROV Larissa	S	ITA	18 1:34	17 1:46	21 1:56	17 2:02	16 2:11	16 2:02	16
17	CERUTTI BOGADO Florencia	S	PAR	11 0:58	12 1:08	11 0:59	18 2:10	17 2:13	17 2:09	17
18	CLARK Penny	S	GBR	15 1:24	16 1:36	16 1:25	16 1:57	18 2:18	18 2:15	18
19	ROMERO Susana	S	ESP	20 1:42	20 2:02	18 1:42	20 2:25	19 2:23	19 2:29	19
20	TENKANEN Tuula	S	FIN	19 1:39	19 1:58	20 1:54	21 2:39	20 2:42	20 2:34	20
21	VOLUNGEVICIUTE Gintare	S	LTU	22 1:50	22 2:15	17 1:36	22 2:51	21 2:44	21 2:47	21



INDIVIDUAL RACE RESULTS WITH MARK ROUNDING

带绕标记录的单轮成绩 / RÉSULTATS DE COURSE INDIVIDUELLE AVEC PASSAGES AUX MARQUES

	Marks						Finish
	Start	1	2	3	2	3	
Wind Direction:	300	295	295	295	280	280	270
Wind Speed(kts):	16	11	8	8	8	8	8
Elapsed time of first boat:		18:01	23:46	35:19	48:16	57:57	59:51

Rank	Name	Pos	NOC Code	Marks					Finish	Race Points
				1	2	3	2	3		
1	BLANCK Sarah	S	AUS	1	1	1	1	1	1	1
				0:00	0:00	0:00	0:00	0:00	0:00	0:00
2	TUNNICLIFFE Anna	S	USA	4	4	5	2	2	2	2
				0:14	0:31	0:58	0:42	0:42	0:46	0:46
3	ELIAS CALLES Tania	S	MEX	6	6	4	3	3	3	3
				0:18	0:42	0:50	0:45	0:50	0:55	0:55
4	Van ACKER Evi	S	BEL	9	8	8	5	4	4	4
				0:26	0:48	1:11	0:59	1:02	1:07	1:07
5	SODERSTROM Karin	S	SWE	5	5	6	7	5	5	5
				0:16	0:34	1:05	1:05	1:09	1:11	1:11
6	VOLUNGEVICIUTE Gintare	S	LTU	12	12	11	10	6	6	6
				0:37	1:11	1:33	1:17	1:11	1:14	1:14
7	CERUTTI BOGADO Florencia	S	PAR	3	3	2	6	8	7	7
				0:09	0:27	0:36	1:02	1:19	1:17	1:17
8	BRUGGER Nathalie	S	SUI	10	9	7	8	7	8	8
				0:28	0:55	1:07	1:07	1:17	1:17	1:17
9	TENKANEN Tuula	S	FIN	15	16	14	11	9	9	9
				0:47	1:22	1:44	1:20	1:23	1:20	1:20
10	STEYAERT Sarah	S	FRA	11	11	9	12	12	10	10
				0:34	1:05	1:14	1:23	1:34	1:22	1:22
11	XU Lijia	S	CHN	8	7	10	9	10	11	11
				0:23	0:45	1:16	1:12	1:29	1:23	1:23
12	SCHMIDT Paloma	S	PER	2	2	3	4	11	12	12
				0:06	0:23	0:45	0:57	1:32	1:25	1:25
13	ROMERO Susana	S	ESP	14	14	12	13	13	13	13
				0:44	1:16	1:38	1:30	1:36	1:32	1:32
14	ALEH Jo	S	NZL	23	23	20	14	14	14	14
				1:13	1:46	2:07	1:53	1:51	1:36	1:36
15	DROZDOVSKAYA Tatiana	S	BLR	17	18	16	21	15	15	15
				0:55	1:32	1:53	2:16	1:54	1:44	1:44
16	LO Man Yi	S	SIN	26	25	18	15	16	16	16
				1:42	1:53	1:57	1:55	1:57	1:46	1:46
17	NIEMANN Petra	S	GER	22	22	15	18	17	17	17
				1:08	1:43	1:49	2:08	2:04	1:52	1:52
18	PEELO Ciara	S	IRL	24	24	24	16	18	18	18
				1:17	1:49	2:19	2:03	2:09	2:09	2:09
19	EDELMAN Nufar	S	ISR	16	15	17	19	19	19	19
				0:49	1:19	1:55	2:11	2:13	2:13	2:13
20	SZOTYNSKA Katarzyna	S	POL	20	20	19	22	20	20	20
				1:03	1:38	2:03	2:36	2:16	2:16	2:16
21	PETRONIJEVIC Mateja	S	CRO	7	10	13	17	21	21	21
				0:21	1:03	1:42	2:05	2:22	2:19	2:19



INDIVIDUAL RACE RESULTS WITH MARK ROUNDING

带绕标记录的单轮成绩 / RÉSULTATS DE COURSE INDIVIDUELLE AVEC PASSAGES AUX MARQUES

	Start	Marks					Finish
		1	2	3	2	3	
Wind Direction:	265	265	270	265	265	265	265
Wind Speed(kts):	11	11	7	8	7	7	7
Elapsed time of first boat:		10:47	15:47	27:22	37:04	48:49	50:37

Rank	Name	Pos	NOC Code	Marks					Finish	Race Points
				1	2	3	2	3		
1	ELIAS CALLES Tania	S	MEX	1	1	1	1	1	1	1
				0:00	0:00	0:00	0:00	0:00	0:00	
2	TUNNICLIFFE Anna	S	USA	12	11	2	2	2	2	2
				0:38	1:01	0:59	0:50	0:33	0:46	
3	LO Man Yi	S	SIN	3	2	7	4	3	3	3
				0:13	0:25	1:20	1:14	1:09	1:08	
4	VOLUNGEVICIUTE Gintare	S	LTU	22	19	10	5	4	4	4
				1:01	1:18	1:30	1:17	1:11	1:15	
5	BLANCK Sarah	S	AUS	2	4	6	6	5	5	5
				0:05	0:32	1:16	1:21	1:22	1:18	
6	XU Lijia	S	CHN	15	15	12	3	6	6	6
				0:44	1:10	1:34	1:11	1:27	1:43	
7	ROSS Lisa	S	CAN	14	13	11	7	7	7	7
				0:42	1:07	1:32	1:23	1:32	1:45	
8	SODERSTROM Karin	S	SWE	7	9	9	11	8	8	8
				0:24	0:49	1:29	1:46	1:37	1:53	
9	BRUGGER Nathalie	S	SUI	17	16	17	16	9	9	9
				0:50	1:13	1:48	2:01	1:57	1:59	
10	PEELO Ciara	S	IRL	5	7	4	9	10	10	10
				0:20	0:43	1:10	1:41	2:00	2:04	
11	STEYAERT Sarah	S	FRA	20	23	18	15	11	11	11
				0:57	1:28	1:51	1:59	2:04	2:07	
12	SZOTYNSKA Katarzyna	S	POL	16	22	19	14	12	12	12
				0:49	1:25	1:54	1:51	2:06	2:13	
13	CLARK Penny	S	GBR	11	14	14	12	13	13	13
				0:34	1:08	1:41	1:47	2:09	2:14	
14	NIEMANN Petra	S	GER	9	6	5	13	14	14	14
				0:29	0:40	1:13	1:49	2:11	2:18	
15	TENKANEN Tuula	S	FIN	6	8	8	10	15	15	15
				0:22	0:46	1:25	1:44	2:16	2:29	
16	ROMERO Susana	S	ESP	21	18	15	17	16	16	16
				0:59	1:17	1:43	2:04	2:19	2:38	
17	EDELMAN Nufar	S	ISR	4	3	3	8	17	17	17
				0:17	0:28	1:02	1:32	2:24	2:41	
18	Van ACKER Evi	S	BEL	19	17	25	25	19	18	18
				0:56	1:15	2:11	2:35	2:34	2:44	
19	CERUTTI BOGADO Florencia	S	PAR	10	5	13	19	18	19	19
				0:31	0:36	1:38	2:12	2:29	2:48	
20	ALEH Jo	S	NZL	23	21	24	27	20	20	20
				1:03	1:23	2:07	2:48	2:36	2:51	
21	NEVIEROV Larissa	S	ITA	28	27	23	23	21	21	21
				1:20	1:40	2:04	2:29	2:39	2:53	



INDIVIDUAL RACE RESULTS WITH MARK ROUNDING

带绕标记录的单轮成绩 / RÉSULTATS DE COURSE INDIVIDUELLE AVEC PASSAGES AUX MARQUES

Rank	Name	Pos	NOC Code	Marks					Finish	Race Points
				1	2	3	2	3		
22	PETRONIJEVIC Mateja	S	CRO	24 1:06	28 1:42	26 2:25	22 2:26	22 2:42	22 2:54	22
23	CARRANZA SAROLI Cecilia	S	ARG	13 0:40	12 1:04	16 1:44	24 2:32	23 2:45	23 2:55	23
24	MANTZARAKI Eftychia	S	GRE	18 0:53	20 1:21	22 2:02	18 2:07	26 2:55	24 3:04	24
25	GJERPEN Cathrine Margrethe	S	NOR	8 0:27	10 0:57	21 1:59	26 2:42	24 2:48	25 3:05	25
26	DROZDOVSKAYA Tatiana	S	BLR	27 1:15	26 1:36	28 2:33	28 3:01	27 3:00	26 3:06	26
27	SCHMIDT Paloma	S	PER	25 1:08	25 1:34	20 1:57	20 2:17	25 2:52	27 3:11	27
28	CHERNOVA Anastasia	S	RUS	26 1:12	24 1:32	27 2:33	21 2:23	28 3:09	28 3:12	28

Other information:

Course:	Trapezoid Outer (O1)
Temperature:	27 C
Humidity:	66%
Conditions:	Cloudy

Note:

- (1) A dash in a mark rounding column indicates that the boat's position was not recorded at that mark.
 (2) Times shown under NOC are times behind the leader.

Legend:

S Skipper



INDIVIDUAL RACE RESULTS WITH MARK ROUNDING

带绕标记录的单轮成绩 / RÉSULTATS DE COURSE INDIVIDUELLE AVEC PASSAGES AUX MARQUES

	Marks				
	Start	1	4	1	Finish
Wind Direction:	300	290	295		
Wind Speed(kts):	7	7	8		
Elapsed time of first boat:		7:19	12:08	18:51	24:31

Rank	Name	Pos	NOC Code	Marks				Race Points
				1	4	1	Finish	
1	VOLUNGEVICIUTE Gintare	S	LTU	3 0:25	3 0:27	1 0:00	1 0:00	2
2	TUNNICLIFFE Anna	S	USA	8 0:51	9 0:52	3 0:24	2 0:11	4
3	XU Lijia	S	CHN	4 0:30	4 0:32	4 0:28	3 0:18	6
4	BLANCK Sarah	S	AUS	7 0:46	7 0:43	2 0:16	4 0:22	8
5	BRUGGER Nathalie	S	SUI	5 0:33	5 0:35	5 0:40	5 0:34	10
6	SZOTYNSKA Katarzyna	S	POL	1 0:00	1 0:00	6 0:45	6 0:41	12
7	CLARK Penny	S	GBR	10 1:11	10 1:08	7 0:47	7 0:43	14
8	STEYAERT Sarah	S	FRA	2 0:18	2 0:15	8 1:29	8 1:41	16
9	ALEH Jo	S	NZL	9 0:56	8 0:48	9 1:40	9 1:58	18
10	Van ACKER Evi	S	BEL	6 0:36	6 0:39	10 2:59	10 2:49	20

Other information:

Course:	Windward-Leeward 2 Laps (W2)
Temperature:	26 C
Humidity:	60%
Conditions:	Partly cloudy

Note:

- (1) A dash in a mark rounding column indicates that the boat's position was not recorded at that mark.
 (2) Times shown under NOC are times behind the leader.

Legend:

S Skipper



FLEET OVERALL As of 17 AUG 2008

轮后单项总成绩表 / CLASSEMENT GÉNÉRAL - APRÈS N COURSES

AFTER 9 RACES

Place	Name	Pos	NOC Code	Points per Race								Medal Race	Total Pts	Net Pts
				1	2	3	4	5	6	7	8			
1	AINSLIE Ben	S	GBR	(10)	1	4	1	1	10	2	2	2	33	23
2	RAILEY Zach	S	USA	2	5	2	2	7	8	7	(19)	12	64	45
3	FLORENT Guillaume	S	FRA	5	8	20	3	4	6	4	(21)	8	79	58
4	BIRGMARK Daniel	S	SWE	14	(17)	1	6	12	3	3	5	14	75	58
5	COOK Christopher	S	CAN	8	3	7	10	(23)	5	15	3	16	90	67
6	HOEGH-CHRISTENSEN Jonas	S	DEN	16	6	12	16	(25)	4	5	7	4	95	70
7	VINCEC Gasper	S	SLO	9	11	6	5	3	(13)	8	10	20	85	72
8	KLJAKOVIC-GASPIC Ivan	S	CRO	7	10	10	8	(16)	9	1	13	18	92	76
9	TRUJILLO Rafa	S	ESP	12	4	3	14	20	20	(27) OCS	1	6	107	80
10	SZUKIEL Rafal	S	POL	3	2	19	12	10	14	(22)	12	10	104	82
11	POGGI Giorgio	S	ITA	17	7	14	(21)	6	12	9	9	-	95	74
12	SLATER Dan	S	NZL	(21)	19	18	4	9	7	13	6	-	97	76
13	COUTO Eduardo	S	BRA	6	16	(27) DNF	7	2	17	14	27 OCS	-	116	89
14	POSTMA Pieter-Jan	S	NED	19	15	16	(22)	15	2	10	16	-	115	93
15	PAPATHANASIOU Emilios	S	GRE	1	(27) DNF	5	27 DNE	18	15	27 DNE	8	-	128	101
16	NOSSITER Anthony	S	AUS	11	(22)	8	17	13	21	11	20	-	123	101
17	SKORNYAKOV Eduard	S	RUS	(24)	20	17	13	8	18	12	14	-	126	102
18	NIRKKO Tapio	S	FIN	18	9	9	9	19	(22)	16	22	-	124	102
19	MOBERG Peer	S	NOR	23	(27) DSQ	11	19	22	1	27 DSQ	4	-	134	107
20	TUFEKCI Ali Kemal	S	TUR	20	(21)	13	18	14	19	6	17	-	128	107
21	GOODBODY Tim	S	IRL	(22)	13	15	15	17	16	21	15	-	134	112
22	PAPADOPOULOS Haris	S	CYP	13	18	21	11	24	11	17	(27) OCS	-	142	115



FLEET OVERALL As of 17 AUG 2008

N轮后单项总成绩表 / CLASSEMENT GÉNÉRAL - APRÈS N COURSES

AFTER 9 RACES

Place	Name	Pos	NOC Code	Points per Race								Medal Race	Total Pts	Net Pts
				1	2	3	4	5	6	7	8			
23	JOHAL Nachhatar Singh	S	IND	4	(24)	23	24	11	24	18	24	-	152	128
24	ZHANG Peng	S	CHN	25	23	24	20	5	(26)	23	11	-	157	131
25	MAIER Michael	S	CZE	15	14	22	(25)	21	23	19	23	-	162	137
26	BILBAO BANDE Jhonny Senen	S	VEN	(26)	12	25	23	26	25	20	18	-	175	149

Legend:

(x) Excluded score
 DSQ Disqualification
 S Skipper

DNE Disqualification not excludable. Rule 89.3(b)
 OCS On the course side

DNF Did not finish
 Pts points

NOTE: After Protests

SAX002000_C74A 15.0

Report Created SUN 17 AUG 2008 16:53

Page 2/2



FLEET OVERALL - PROGRESSIVE As of 17 AUG 2008
 名次汇总表 / CLASSEMENT GÉNÉRAL - EN COURS

Name	Pos	NOC Code	Overall Position (Rank) after each race								Medal	
			1	2	3	4	5	6	7	8		
AINSLIE Ben	S	GBR	10	3	2	2	1	1	1	1	1	1
RAILEY Zach	S	USA	2	2	1	1	2	2	2	2	2	2
FLORENT Guillaume	S	FRA	5	5	10	8	3	3	3	3	4	3
BIRGMARK Daniel	S	SWE	14	17	8	9	7	6	4	4	3	4
COOK Christopher	S	CAN	8	4	3	3	5	4	7	5	5	5
HOEGH-CHRISTENSEN Jonas	S	DEN	16	9	11	11	14	11	8	8	8	6
VINCEC Gasper	S	SLO	9	8	6	4	9	5	5	6	6	7
KLJAKOVIC-GASPIC Ivan	S	CRO	7	7	7	6	10	8	6	7	7	8
TRUJILLO Rafa	S	ESP	12	6	4	5	8	10	13	10	10	9
SZUKIEL Rafal	S	POL	3	1	5	7	4	7	9	9	9	10
POGGI Giorgio	S	ITA	17	11	13	14	11	12	11	11	11	11
SLATER Dan	S	NZL	21	22	22	16	13	13	12	12	12	12
COUTO Eduardo	S	BRA	6	10	15	12	6	9	10	13	13	13
POSTMA Pieter-Jan	S	NED	19	19	17	20	22	16	14	14	14	14
PAPATHANASIOU Emilios	S	GRE	1	13	9	15	15	15	20	15	15	15
NOSSITER Anthony	S	AUS	11	18	14	13	12	17	16	16	16	16
SKORNYAKOV Eduard	S	RUS	24	24	24	21	16	20	17	17	17	17
NIRKKO Tapio	S	FIN	18	12	12	10	20	14	15	18	18	18
MOBERG Peer	S	NOR	23	26	23	24	24	19	22	19	19	19
TUFEKCI Ali Kemal	S	TUR	20	23	21	19	21	22	18	20	20	20
GOODBODY Tim	S	IRL	22	20	16	18	17	21	21	21	21	21
PAPADOPOULOS Haris	S	CYP	13	16	20	17	19	18	19	22	22	22
JOHAL Nachhatar Singh	S	IND	4	14	18	22	18	23	23	23	23	23
ZHANG Peng	S	CHN	25	25	26	26	26	25	25	24	24	24
MAIER Michael	S	CZE	15	15	19	23	23	24	24	25	25	25
BILBAO BANDE Jhonny Senen	S	VEN	26	21	25	25	25	26	26	26	26	26

Legend:
 S Skipper



INDIVIDUAL RACE RESULTS WITH MARK ROUNDING

带绕标记录的单轮成绩 / RÉSULTATS DE COURSE INDIVIDUELLE AVEC PASSAGES AUX MARQUES

	Marks				
	Start	1	4	1	Finish
Wind Direction:	115	115	115	110	115
Wind Speed(kts):	6	6	6	5	4
Elapsed time of first boat:		12:02	30:47	43:54	1:11:02

Rank	Name	Pos	NOC Code	Marks				Race Points
				1	4	1	Finish	
1	PAPATHANASIOU Emilios	S	GRE	25 1:01	4 0:11	6 0:26	1 0:00	1
2	RAILEY Zach	S	USA	14 0:29	14 0:33	15 1:09	2 0:05	2
3	SZUKIEL Rafal	S	POL	3 0:04	5 0:15	14 1:03	3 0:27	3
4	JOHAL Nachhatar Singh	S	IND	22 0:52	23 1:16	25 2:07	4 0:29	4
5	FLORENT Guillaume	S	FRA	12 0:26	3 0:10	3 0:16	5 0:37	5
6	COUTO Eduardo	S	BRA	18 0:39	19 0:57	24 2:00	6 0:43	6
7	KLJAKOVIC-GASPIC Ivan	S	CRO	13 0:28	2 0:01	4 0:19	7 0:51	7
8	COOK Christopher	S	CAN	19 0:41	20 0:59	10 0:40	8 1:00	8
9	VINCEC Gasper	S	SLO	6 0:12	15 0:36	23 1:51	9 1:00	9
10	AINSLIE Ben	S	GBR	5 0:09	1 0:00	1 0:00	10 1:01	10
11	NOSSITER Anthony	S	AUS	15 0:31	11 0:28	7 0:30	11 1:17	11
12	TRUJILLO Rafa	S	ESP	17 0:35	13 0:31	12 0:51	12 2:00	12
13	PAPADOPOULOS Haris	S	CYP	8 0:16	7 0:21	20 1:36	13 2:02	13
14	BIRGMARK Daniel	S	SWE	7 0:14	17 0:46	5 0:22	14 2:33	14
15	MAIER Michael	S	CZE	20 0:43	8 0:23	2 0:10	15 2:36	15
16	HOEGH-CHRISTENSEN Jonas	S	DEN	1 0:00	18 0:53	13 1:00	16 2:48	16
17	POGGI Giorgio	S	ITA	2 0:02	9 0:25	11 0:43	17 2:48	17
18	NIRKKO Tapio	S	FIN	9 0:20	6 0:18	9 0:37	18 2:50	18
19	POSTMA Pieter-Jan	S	NED	11 0:24	10 0:27	8 0:32	19 2:52	19
20	TUFEKCI Ali Kemal	S	TUR	10 0:22	16 0:40	19 1:29	20 2:55	20
21	SLATER Dan	S	NZL	16 0:33	24 1:19	18 1:22	21 3:14	21

NOTE: Swap finishing positions 6 and 7.



INDIVIDUAL RACE RESULTS WITH MARK ROUNDING

带绕标记录的单轮成绩 / RÉSULTATS DE COURSE INDIVIDUELLE AVEC PASSAGES AUX MARQUES

Rank	Name	Pos	NOC Code	Marks				Race Points
				1	4	1	Finish	
22	GOODBODY Tim	S	IRL	26 2:34	26 5:16	26 2:22	22 3:18	22
23	MOBERG Peer	S	NOR	24 0:57	22 1:09	17 1:19	23 3:30	23
24	SKORNYAKOV Eduard	S	RUS	4 0:07	21 1:01	22 1:44	24 3:37	24
25	ZHANG Peng	S	CHN	21 0:48	12 0:30	16 1:13	25 3:41	25
26	BILBAO BANDE Jhonny Senen	S	VEN	23 0:55	25 1:26	21 1:41	26 3:55	26

Other information:

Course:	Windward-Leeward 2 Laps (W2)
Temperature:	27 C
Humidity:	83%
Conditions:	Sunny

Note:

- (1) A dash in a mark rounding column indicates that the boat's position was not recorded at that mark.
 (2) Times shown under NOC are times behind the leader.

Legend:

S Skipper

NOTE: Swap finishing positions 6 and 7.



INDIVIDUAL RACE RESULTS WITH MARK ROUNDING

带绕标记录的单轮成绩 / RÉSULTATS DE COURSE INDIVIDUELLE AVEC PASSAGES AUX MARQUES

	Marks				
	Start	1	4	1	Finish
Wind Direction:	115	115	115	115	115
Wind Speed(kts):	5	6	6	6	6
Elapsed time of first boat:		10:42	24:56	33:54	49:24

Rank	Name	Pos	NOC Code	Marks				Race Points
				1	4	1	Finish	
1	AINSLIE Ben	S	GBR	7 0:15	1 0:00	1 0:00	1 0:00	1
2	SZUKIEL Rafal	S	POL	2 0:06	16 1:08	13 1:09	2 0:12	2
3	COOK Christopher	S	CAN	5 0:12	11 0:46	14 1:11	3 0:15	3
4	TRUJILLO Rafa	S	ESP	15 0:30	7 0:35	4 0:34	4 0:22	4
5	RAILEY Zach	S	USA	10 0:21	4 0:20	2 0:16	5 0:24	5
6	HOEGH-CHRISTENSEN Jonas	S	DEN	19 0:38	9 0:39	8 0:49	6 0:38	6
7	POGGI Giorgio	S	ITA	1 0:00	6 0:33	9 0:53	7 0:41	7
8	FLORENT Guillaume	S	FRA	13 0:24	2 0:09	5 0:39	8 0:44	8
9	NIRKKO Tapio	S	FIN	3 0:09	3 0:17	3 0:31	9 0:47	9
10	KLJAKOVIC-GASPIC Ivan	S	CRO	20 0:39	18 1:14	11 1:03	10 0:49	10
11	VINCEC Gasper	S	SLO	6 0:14	10 0:40	12 1:07	11 0:51	11
12	BILBAO BANDE Jhonny Senen	S	VEN	11 0:22	24 1:36	24 1:42	12 0:54	12
13	GOODBODY Tim	S	IRL	9 0:17	13 1:02	7 0:46	13 0:57	13
14	MAIER Michael	S	CZE	17 0:35	21 1:32	20 1:25	14 1:01	14
15	POSTMA Pieter-Jan	S	NED	8 0:16	12 0:59	17 1:17	15 1:03	15
16	COUTO Eduardo	S	BRA	18 0:35	22 1:32	15 1:13	16 1:05	16
17	BIRGMARK Daniel	S	SWE	23 0:50	23 1:36	22 1:32	17 1:07	17
18	PAPADOPOULOS Haris	S	CYP	4 0:10	8 0:36	10 0:57	18 1:10	18
19	SLATER Dan	S	NZL	21 0:40	17 1:10	19 1:23	19 1:11	19
20	SKORNYAKOV Eduard	S	RUS	24 0:58	20 1:22	16 1:15	20 1:12	20
21	TUFEKCI Ali Kemal	S	TUR	25 1:09	26 5:22	25 1:49	21 1:14	21

NOTE: NOR is DSQ in Race 2 under rule 42.



INDIVIDUAL RACE RESULTS WITH MARK ROUNDING

带绕标记录的单轮成绩 / RÉSULTATS DE COURSE INDIVIDUELLE AVEC PASSAGES AUX MARQUES

	Marks				
	Start	1	4	1	Finish
Wind Direction:	115	115	115	115	115
Wind Speed(kts):	9	9	9	9	9
Elapsed time of first boat:		17:25	29:59	44:54	58:49

Rank	Name	Pos	NOC Code	Marks				Race Points
				1	4	1	Finish	
1	BIRGMARK Daniel	S	SWE	2 0:07	5 0:20	2 0:05	1 0:00	1
2	RAILEY Zach	S	USA	1 0:00	1 0:00	3 0:10	2 0:01	2
3	TRUJILLO Rafa	S	ESP	7 0:24	2 0:15	1 0:00	3 0:04	3
4	AINSLIE Ben	S	GBR	4 0:12	4 0:20	4 0:15	4 0:11	4
5	PAPATHANASIOU Emilios	S	GRE	21 1:06	13 0:53	8 0:37	5 0:21	5
6	VINCEC Gasper	S	SLO	9 0:35	6 0:34	5 0:20	6 0:22	6
7	COOK Christopher	S	CAN	25 1:25	20 1:50	9 0:40	7 0:27	7
8	NOSSITER Anthony	S	AUS	5 0:14	7 0:40	6 0:22	8 0:31	8
9	NIRKKO Tapio	S	FIN	23 1:11	22 1:53	14 1:08	9 0:36	9
10	KLJAKOVIC-GASPIC Ivan	S	CRO	8 0:27	9 0:41	13 1:05	10 0:38	10
11	MOBERG Peer	S	NOR	17 0:57	8 0:40	7 0:29	11 0:42	11
12	HOEGH-CHRISTENSEN Jonas	S	DEN	22 1:07	15 1:12	15 1:11	12 0:57	12
13	TUFEKCI Ali Kemal	S	TUR	16 0:51	24 1:54	18 1:23	13 1:02	13
14	POGGI Giorgio	S	ITA	18 0:59	14 0:59	10 0:52	14 1:04	14
15	GOODBODY Tim	S	IRL	15 0:50	10 0:43	12 0:59	15 1:05	15
16	POSTMA Pieter-Jan	S	NED	12 0:43	12 0:50	11 0:56	16 1:08	16
17	SKORNYAKOV Eduard	S	RUS	20 1:04	25 1:55	19 1:24	17 1:16	17
18	SLATER Dan	S	NZL	24 1:18	23 1:54	20 1:29	18 1:17	18
19	SZUKIEL Rafal	S	POL	6 0:21	21 1:51	17 1:14	19 1:18	19
20	FLORENT Guillaume	S	FRA	11 0:39	11 0:45	16 1:12	20 1:25	20
21	PAPADOPOULOS Haris	S	CYP	13 0:45	16 1:14	22 1:39	21 1:26	21



INDIVIDUAL RACE RESULTS WITH MARK ROUNDING

带绕标记录的单轮成绩 / RÉSULTATS DE COURSE INDIVIDUELLE AVEC PASSAGES AUX MARQUES

	Marks				
	Start	1	4	1	Finish
Wind Direction:	120	120	120	120	120
Wind Speed(kts):	8	8	8	8	8
Elapsed time of first boat:		16:44	29:52	44:23	1:00:03

Rank	Name	Pos	NOC Code	Marks				Race Points
				1	4	1	Finish	
1	AINSLIE Ben	S	GBR	4 0:17	6 0:37	7 0:39	1 0:00	1
2	RAILEY Zach	S	USA	8 0:38	3 0:17	1 0:00	2 0:06	2
3	FLORENT Guillaume	S	FRA	2 0:10	12 0:51	14 0:50	3 0:12	3
4	SLATER Dan	S	NZL	10 0:42	4 0:18	3 0:12	4 0:15	4
5	VINCEC Gasper	S	SLO	22 1:16	8 0:42	12 0:46	5 0:16	5
6	BIRGMARK Daniel	S	SWE	12 0:48	13 0:57	4 0:24	6 0:17	6
7	COUTO Eduardo	S	BRA	1 0:00	1 0:00	2 0:04	7 0:18	7
8	KLJAKOVIC-GASPIC Ivan	S	CRO	13 0:51	10 0:50	20 1:13	8 0:20	8
9	NIRKKO Tapio	S	FIN	9 0:40	2 0:14	6 0:32	9 0:21	9
10	COOK Christopher	S	CAN	19 1:08	9 0:50	5 0:25	10 0:23	10
11	PAPADOPOULOS Haris	S	CYP	3 0:14	7 0:42	10 0:41	11 0:25	11
12	SZUKIEL Rafal	S	POL	15 0:55	24 5:55	17 1:03	12 0:28	12
13	SKORNYAKOV Eduard	S	RUS	11 0:44	14 3:03	13 0:48	13 0:30	13
14	TRUJILLO Rafa	S	ESP	5 0:26	15 3:05	19 1:10	14 0:32	14
15	GOODBODY Tim	S	IRL	6 0:31	11 0:51	11 0:46	15 0:33	15
16	HOEGH-CHRISTENSEN Jonas	S	DEN	16 0:59	16 3:05	15 0:52	16 0:34	16
17	NOSSITER Anthony	S	AUS	17 1:02	17 3:05	8 0:40	17 0:35	17
18	TUFEKCI Ali Kemal	S	TUR	14 0:53	20 3:06	18 1:07	18 0:38	18
19	MOBERG Peer	S	NOR	20 1:11	19 3:06	16 0:56	19 0:48	19
20	ZHANG Peng	S	CHN	24 1:21	18 3:05	22 1:20	20 0:49	20
21	POGGI Giorgio	S	ITA	18 1:06	23 3:07	21 1:15	21 0:52	21

NOTE: GRE scores DNE.

SAX002904_C73 2.0

Report Created SUN 10 AUG 2008 17:33

Page 1/2



INDIVIDUAL RACE RESULTS WITH MARK ROUNDING

带绕标记录的单轮成绩 / RÉSULTATS DE COURSE INDIVIDUELLE AVEC PASSAGES AUX MARQUES

Rank	Name	Pos	NOC Code	Marks				Race Points
				1	4	1	Finish	
22	POSTMA Pieter-Jan	S	NED	23 1:19	21 3:06	23 1:27	22 1:00	22
23	BILBAO BANDE Jhonny Senen	S	VEN	26 1:53	22 3:07	25 1:57	23 1:05	23
24	JOHAL Nachhatar Singh	S	IND	25 1:35	26 5:57	24 1:29	24 1:09	24
25	MAIER Michael	S	CZE	21 1:13	25 5:56	26 2:00	25 1:12	25
-	PAPATHANASIOU Emilios	S	GRE	7 0:35	5 0:33	9 0:41	-	27 DNE

Other information:

Course:	Windward-Leeward 2 Laps (W2)
Temperature:	27 C
Humidity:	85%
Conditions:	Sunny

Note:

- (1) A dash in a mark rounding column indicates that the boat's position was not recorded at that mark.
 (2) Times shown under NOC are times behind the leader.

Legend:

DNE Disqualification not excludable. Rule 89.3(b) **S** Skipper

NOTE: GRE scores DNE.



INDIVIDUAL RACE RESULTS WITH MARK ROUNDING

带绕标记录的单轮成绩 / RÉSULTATS DE COURSE INDIVIDUELLE AVEC PASSAGES AUX MARQUES

	Marks				
	Start	1	4	1	Finish
Wind Direction:	105	105	105	105	105
Wind Speed(kts):	10	10	10	10	10
Elapsed time of first boat:		23:30	42:00	55:57	1:09:01

Rank	Name	Pos	NOC Code	Marks				Race Points
				1	4	1	Finish	
1	AINSLIE Ben	S	GBR	8 1:12	9 0:55	3 0:29	1 0:00	1
2	COUTO Eduardo	S	BRA	1 0:00	1 0:00	1 0:00	2 0:00	2
3	VINCEC Gasper	S	SLO	9 1:17	3 0:12	2 0:26	3 0:01	3
4	FLORENT Guillaume	S	FRA	7 1:01	7 0:51	5 0:41	4 0:11	4
5	ZHANG Peng	S	CHN	2 0:08	2 0:07	4 0:31	5 0:17	5
6	POGGI Giorgio	S	ITA	6 0:55	8 0:53	6 0:47	6 0:20	6
7	RAILEY Zach	S	USA	15 2:09	12 1:00	10 1:10	7 0:27	7
8	SKORNYAKOV Eduard	S	RUS	5 0:50	5 0:21	9 1:03	8 0:31	8
9	SLATER Dan	S	NZL	4 0:34	6 0:23	7 0:50	9 0:33	9
10	SZUKIEL Rafal	S	POL	10 1:23	10 0:56	8 0:55	10 0:46	10
11	JOHAL Nachhatar Singh	S	IND	3 0:29	4 0:16	12 1:23	11 0:49	11
12	BIRGMARK Daniel	S	SWE	13 1:45	17 1:17	11 1:16	12 0:54	12
13	NOSSITER Anthony	S	AUS	11 1:34	11 0:57	14 1:32	13 0:57	13
14	TUFEKCI Ali Kemal	S	TUR	12 1:44	16 1:16	13 1:24	14 1:08	14
15	POSTMA Pieter-Jan	S	NED	16 2:13	13 1:07	16 1:50	15 1:12	15
16	KLJAKOVIC-GASPIC Ivan	S	CRO	14 1:50	14 1:09	17 1:57	16 1:22	16
17	GOODBODY Tim	S	IRL	18 2:21	19 1:26	15 1:43	17 1:32	17
18	PAPATHANASIOU Emilios	S	GRE	17 2:18	15 1:14	18 2:06	18 1:39	18
19	NIRKKO Tapio	S	FIN	21 3:08	20 1:34	20 2:21	19 1:40	19
20	TRUJILLO Rafa	S	ESP	19 2:40	18 1:18	19 2:14	20 1:48	20
21	MAIER Michael	S	CZE	23 3:40	23 2:06	22 2:51	21 2:02	21



INDIVIDUAL RACE RESULTS WITH MARK ROUNDING

带绕标记录的单轮成绩 / RÉSULTATS DE COURSE INDIVIDUELLE AVEC PASSAGES AUX MARQUES

Rank	Name	Pos	NOC Code	Marks				Race Points
				1	4	1	Finish	
22	MOBERG Peer	S	NOR	24 4:33	24 2:08	24 3:08	22 2:15	22
23	COOK Christopher	S	CAN	20 2:53	21 1:50	21 2:36	23 2:15	23
24	PAPADOPOULOS Haris	S	CYP	22 3:29	22 1:52	23 2:55	24 2:16	24
25	HOEGH-CHRISTENSEN Jonas	S	DEN	25 4:45	25 2:26	25 3:48	25 3:12	25
26	BILBAO BANDE Jhonny Senen	S	VEN	26 4:53	26 2:40	26 4:49	26 4:40	26

Other information:

Course:	Windward-Leeward 2 Laps (W2)
Temperature:	27 C
Humidity:	79%
Conditions:	Cloudy

Note:

- (1) A dash in a mark rounding column indicates that the boat's position was not recorded at that mark.
 (2) Times shown under NOC are times behind the leader.

Legend:

S Skipper



INDIVIDUAL RACE RESULTS WITH MARK ROUNDING

带绕标记录的单轮成绩 / RÉSULTATS DE COURSE INDIVIDUELLE AVEC PASSAGES AUX MARQUES

	Marks				
	Start	1	4	1	Finish
Wind Direction:	105	105	105	105	105
Wind Speed(kts):	6	6	6	6	6
Elapsed time of first boat:		15:53	28:22	41:25	54:58

Rank	Name	Pos	NOC Code	Marks				Race Points
				1	4	1	Finish	
1	MOBERG Peer	S	NOR	4 0:08	2 0:13	2 0:10	1 0:00	1
2	POSTMA Pieter-Jan	S	NED	1 0:00	1 0:00	1 0:00	2 0:04	2
3	BIRGMARK Daniel	S	SWE	5 0:14	7 0:33	3 0:26	3 0:06	3
4	HOEGH-CHRISTENSEN Jonas	S	DEN	14 0:40	12 0:43	6 0:38	4 0:15	4
5	COOK Christopher	S	CAN	3 0:05	5 0:29	7 0:41	5 0:16	5
6	FLORENT Guillaume	S	FRA	17 0:46	15 0:48	10 0:53	6 0:20	6
7	SLATER Dan	S	NZL	11 0:33	14 0:46	12 0:58	7 0:22	7
8	RAILEY Zach	S	USA	7 0:21	8 0:35	8 0:43	8 0:31	8
9	KLJAKOVIC-GASPIC Ivan	S	CRO	10 0:30	3 0:19	11 0:55	9 0:32	9
10	AINSLIE Ben	S	GBR	12 0:35	13 0:44	9 0:49	10 0:34	10
11	PAPADOPOULOS Haris	S	CYP	9 0:27	11 0:41	13 1:02	11 0:37	11
12	POGGI Giorgio	S	ITA	6 0:17	10 0:39	17 1:14	12 0:38	12
13	VINCEC Gasper	S	SLO	22 1:03	21 1:06	14 1:05	13 0:39	13
14	SZUKIEL Rafal	S	POL	13 0:37	6 0:31	5 0:36	14 0:42	14
15	PAPATHANASIOU Emilios	S	GRE	16 0:45	9 0:38	18 1:24	15 0:49	15
16	GOODBODY Tim	S	IRL	8 0:24	17 0:53	15 1:07	16 0:51	16
17	COUTO Eduardo	S	BRA	21 0:59	20 1:04	16 1:10	17 0:55	17
18	SKORNYAKOV Eduard	S	RUS	20 0:56	18 0:58	20 1:36	18 1:01	18
19	TUFEKCI Ali Kemal	S	TUR	15 0:42	16 0:50	21 1:40	19 1:04	19
20	TRUJILLO Rafa	S	ESP	24 1:17	19 1:01	25 2:04	20 1:09	20
21	NOSSITER Anthony	S	AUS	23 1:07	22 1:08	19 1:26	21 1:13	21



INDIVIDUAL RACE RESULTS WITH MARK ROUNDING

带绕标记录的单轮成绩 / RÉSULTATS DE COURSE INDIVIDUELLE AVEC PASSAGES AUX MARQUES

Rank	Name	Pos	NOC Code	Marks				Race Points
				1	4	1	Finish	
22	NIRKKO Tapio	S	FIN	2 0:03	4 0:22	4 0:30	22 1:16	22
23	MAIER Michael	S	CZE	25 1:34	25 1:29	22 1:47	23 1:18	23
24	JOHAL Nachhatar Singh	S	IND	26 1:50	26 2:01	23 1:54	24 1:32	24
25	BILBAO BANDE Jhonny Senen	S	VEN	18 0:51	24 1:21	26 2:07	25 1:34	25
26	ZHANG Peng	S	CHN	19 0:54	23 1:09	24 2:00	26 1:35	26

Other information:

Course:	Windward-Leeward 2 Laps (W2)
Temperature:	26 C
Humidity:	84%
Conditions:	Cloudy

Note:

- (1) A dash in a mark rounding column indicates that the boat's position was not recorded at that mark.
 (2) Times shown under NOC are times behind the leader.

Legend:

S Skipper



INDIVIDUAL RACE RESULTS WITH MARK ROUNDING

带绕标记录的单轮成绩 / RÉSULTATS DE COURSE INDIVIDUELLE AVEC PASSAGES AUX MARQUES

	Marks				
	Start	1	4	1	Finish
Wind Direction:	140	140	160	160	160
Wind Speed(kts):	6	6	6	6	6
Elapsed time of first boat:		17:44	31:38	49:52	1:06:03

Rank	Name	Pos	NOC Code	Marks				Race Points
				1	4	1	Finish	
1	KLJAKOVIC-GASPIC Ivan	S	CRO	2 0:08	1 0:00	1 0:00	1 0:00	1
2	AINSLIE Ben	S	GBR	7 0:33	2 0:27	2 0:49	2 2:06	2
3	BIRGMARK Daniel	S	SWE	5 0:21	5 0:50	3 0:55	3 2:17	3
4	FLORENT Guillaume	S	FRA	14 1:04	6 1:00	5 1:23	4 2:45	4
5	HOEGH-CHRISTENSEN Jonas	S	DEN	17 1:18	9 1:22	8 1:58	5 3:00	5
6	TUFEKCI Ali Kemal	S	TUR	6 0:30	3 0:40	4 1:18	6 3:04	6
7	RAILEY Zach	S	USA	8 0:36	12 1:36	6 1:47	7 3:11	7
8	VINCEC Gasper	S	SLO	12 0:48	11 1:29	9 2:02	8 3:22	8
9	POGGI Giorgio	S	ITA	21 1:45	22 2:20	15 2:42	9 3:33	9
10	POSTMA Pieter-Jan	S	NED	9 0:38	10 1:25	13 2:18	10 3:33	10
11	NOSSITER Anthony	S	AUS	11 0:46	13 1:38	17 2:54	11 3:36	11
12	SKORNYAKOV Eduard	S	RUS	1 0:00	4 0:45	11 2:11	12 3:38	12
13	SLATER Dan	S	NZL	10 0:42	17 1:51	12 2:14	13 3:42	13
14	COUTO Eduardo	S	BRA	22 1:48	24 2:29	14 2:35	14 3:44	14
15	COOK Christopher	S	CAN	18 1:22	19 2:01	10 2:07	15 3:46	15
16	NIRKKO Tapio	S	FIN	15 1:09	14 1:42	21 3:22	16 3:53	16
17	PAPADOPOULOS Haris	S	CYP	4 0:16	8 1:15	7 1:56	17 3:54	17
18	JOHAL Nachhatar Singh	S	IND	13 0:59	7 1:07	18 3:03	19 4:27	18
19	MAIER Michael	S	CZE	25 2:21	16 1:47	24 3:49	20 4:31	19
20	BILBAO BANDE Jhonny Senen	S	VEN	24 2:02	21 2:13	20 3:16	21 4:35	20
21	GOODBODY Tim	S	IRL	16 1:14	18 1:56	16 2:46	22 4:38	21

NOTE: After protest revision NOR has been scored DSQ



INDIVIDUAL RACE RESULTS WITH MARK ROUNDING

带绕标记录的单轮成绩 / RÉSULTATS DE COURSE INDIVIDUELLE AVEC PASSAGES AUX MARQUES

Rank	Name	Pos	NOC Code	Marks				Race Points
				1	4	1	Finish	
22	SZUKIEL Rafal	S	POL	19 1:28	23 2:25	19 3:12	23 4:48	22
23	ZHANG Peng	S	CHN	23 1:52	15 1:45	23 3:32	24 5:05	23
-	TRUJILLO Rafa	S	ESP	-	-	-	-	27 OCS
-	MOBERG Peer	S	NOR	20 1:36	20 2:07	22 3:25	18 4:18	27 DSQ
-	PAPATHANASIOU Emilios	S	GRE	3 0:12	-	-	-	27 DNE

Other information:

Course:	Windward-Leeward 2 Laps (W2)
Temperature:	27 C
Humidity:	83%
Conditions:	Cloudy

Note:

- (1) A dash in a mark rounding column indicates that the boat's position was not recorded at that mark.
 (2) Times shown under NOC are times behind the leader.

Legend:

DNE Disqualification not excludable. Rule 89.3(b) **DSQ** Disqualification **OCS** On the course side
S Skipper

NOTE: After protest revision NOR has been scored DSQ



INDIVIDUAL RACE RESULTS WITH MARK ROUNDING

带绕标记录的单轮成绩 / RÉSULTATS DE COURSE INDIVIDUELLE AVEC PASSAGES AUX MARQUES

	Marks				
	Start	1	4	1	Finish
Wind Direction:	20	20	20	20	20
Wind Speed(kts):	8	13	11	8	12
Elapsed time of first boat:		18:30	29:13	49:20	1:05:19

Rank	Name	Pos	NOC Code	Marks				Race Points
				1	4	1	Finish	
1	TRUJILLO Rafa	S	ESP	4 0:10	3 0:38	1 0:00	1 0:00	1
2	AINSLIE Ben	S	GBR	1 0:00	1 0:00	2 0:27	2 0:08	2
3	COOK Christopher	S	CAN	2 0:04	2 0:30	3 0:40	3 0:16	3
4	MOBERG Peer	S	NOR	10 0:34	13 1:53	5 1:26	4 0:34	4
5	BIRGMARK Daniel	S	SWE	9 0:32	6 0:51	10 2:37	5 0:39	5
6	SLATER Dan	S	NZL	3 0:07	4 0:43	4 1:04	6 0:44	6
7	HOEGH-CHRISTENSEN Jonas	S	DEN	6 0:22	5 0:47	6 1:29	7 0:44	7
8	PAPATHANASIOU Emilios	S	GRE	17 0:54	10 1:39	8 1:57	8 0:45	8
9	POGGI Giorgio	S	ITA	15 0:49	18 2:11	7 1:42	9 1:04	9
10	VINCEC Gasper	S	SLO	24 1:47	22 2:35	12 3:03	10 1:18	10
11	ZHANG Peng	S	CHN	20 1:00	21 2:19	9 2:29	11 1:20	11
12	SZUKIEL Rafal	S	POL	18 0:55	11 1:45	11 2:55	12 1:21	12
13	KLJAKOVIC-GASPIC Ivan	S	CRO	13 0:44	7 1:04	13 3:10	13 1:24	13
14	SKORNYAKOV Eduard	S	RUS	21 1:09	16 2:04	18 4:09	14 1:49	14
15	GOODBODY Tim	S	IRL	14 0:46	14 1:55	16 3:48	15 1:50	15
16	POSTMA Pieter-Jan	S	NED	16 0:52	20 2:16	15 3:43	16 1:54	16
17	TUFEKCI Ali Kemal	S	TUR	8 0:30	8 1:24	14 3:30	17 2:04	17
18	BILBAO BANDE Jhonny Senen	S	VEN	23 1:41	23 2:49	17 4:05	18 2:45	18
19	RAILEY Zach	S	USA	5 0:16	9 1:33	19 4:36	19 3:04	19
20	NOSSITER Anthony	S	AUS	7 0:28	12 1:50	21 5:24	20 3:06	20
21	FLORENT Guillaume	S	FRA	11 0:39	15 1:59	20 4:38	21 3:12	21



INDIVIDUAL RACE RESULTS WITH MARK ROUNDING

带绕标记录的单轮成绩 / RÉSULTATS DE COURSE INDIVIDUELLE AVEC PASSAGES AUX MARQUES

	Marks				
	Start	1	4	1	Finish
Wind Direction:	125	125	120	125	125
Wind Speed(kts):	16	16	16	15	16
Elapsed time of first boat:		11:55	15:37	24:48	28:03

Rank	Name	Pos	NOC Code	Marks				Race Points
				1	4	1	Finish	
1	AINSLIE Ben	S	GBR	1 0:00	1 0:00	1 0:00	1 0:00	2
2	HOEGH-CHRISTENSEN Jonas	S	DEN	3 0:21	3 0:02	2 0:20	2 0:13	4
3	TRUJILLO Rafa	S	ESP	5 0:33	5 0:23	4 0:38	3 0:42	6
4	FLORENT Guillaume	S	FRA	2 0:12	2 0:01	3 0:29	4 0:45	8
5	SZUKIEL Rafal	S	POL	9 0:51	9 0:42	5 0:54	5 0:57	10
6	RAILEY Zach	S	USA	7 0:42	6 0:26	6 1:03	6 1:05	12
7	BIRGMARK Daniel	S	SWE	8 0:46	8 0:41	8 1:12	7 1:16	14
8	COOK Christopher	S	CAN	4 0:25	4 0:20	7 1:07	8 1:17	16
9	KLJAKOVIC-GASPIC Ivan	S	CRO	10 0:55	7 0:37	10 1:32	9 1:35	18
10	VINCEC Gasper	S	SLO	6 0:37	10 0:46	9 1:22	10 1:38	20

Other information:

Course:	Windward-Leeward 2 Laps (W2)
Temperature:	27 C
Humidity:	100%
Conditions:	Rain

Note:

- (1) A dash in a mark rounding column indicates that the boat's position was not recorded at that mark.
 (2) Times shown under NOC are times behind the leader.

Legend:

S Skipper



FLEET OVERALL As of 18 AUG 2008

轮后单项总成绩表 / CLASSEMENT GÉNÉRAL - APRÈS N COURSES

AFTER 11 RACES

Place	Name	Pos	NOC Code	Points per Race										Medal Race	Total Pts	Net Pts
				1	2	3	4	5	6	7	8	9	10			
1	WILMOT Nathan PAGE Malcolm	S C	AUS	4	7	3	3	3	4	5	(16)	3	10	2	60	44
2	ROGERS Nick GLANFIELD Joe	S C	GBR	19	5	1	4	9	6	20	(30) OCS	2	3	6	105	75
3	CHARBONNIER Nicolas BAUSSET Olivier	S C	FRA	6	3	8	1	6	18	3	14	7	(20)	12	98	78
4	COSTER Sven COSTER Kalle	S C	NED	11	(15)	12	2	8	15	2	8	4	2	14	93	78
5	BARREIROS Onan SARMIENTO Aaron	S C	ESP	8	2	6	9	13	13	13	4	11	(18)	8	105	87
6	ZANDONA' Gabrio TRANI Andrea	S C	ITA	10	4	7	7	2	21	19	6	(29)	5	10	120	91
7	MATSUNAGA Tetsuya UENO Taro	S C	JPN	1	20	(24)	13	10	14	1	9	21	4	4	121	97
8	MARINHO Alvaro NUNES Miguel	S C	POR	2	8	15	6	11	7	9	(30) OCS	10	14	20	132	102
9	FANTELA Sime MARENIC Igor	S C	CRO	18	6	9	(30) OCS	12	17	6	7	15	1	16	137	107
10	CONTE Javier de la FUENTE Juan Maria	S C	ARG	14	14	4	11	19	9	7	(30) OCS	5	9	18	140	110
11	EVANS Carl BURLING Peter	S C	NZL	7	10	14	12	(30) BFD	10	22	12	1	7	-	125	95
12	KOSMATOPOULOS Andreas PAPADOPOULOS Andreas	S C	GRE	5	26	11	8	5	5	18	3	20	(29)	-	130	101
13	McNAY Stuart BIEHL Graham	S C	USA	26	12	(30) OCS	17	15	1	4	1	6	23	-	135	105
14	KLIGER Gideon GAL Udi	S C	ISR	13	16	13	14	(30) BFD	11	15	2	12	12	-	138	108
15	DAHLBERG Anton OSTLING Sebastian	S C	SWE	16	18	2	5	(30) BFD	20	17	13	14	6	-	141	111
16	OWENS Ger LAWTON Philip	S C	IRL	22	1	17	15	1	(25)	21	15	13	24	-	154	129
17	SILVA Fabio ALBRECHT Samuel	S C	BRA	9	(30) OCS	10	18	4	30 OCS	16	10	24	13	-	164	134
18	HMELJAK Karlo NEVECNÝ Mitja	S C	SLO	3	11	19	10	18	(30) OCS	25	20	25	8	-	169	139
19	PIASECKI Patryk ZIEMINSKI Kacper	S C	POL	20	9	20	23	17	16	8	(24)	23	15	-	175	151
20	SHEREMETEV Mikhail SHEREMETEV Maxim	S C	RUS	(27)	21	22	21	24	12	11	11	18	17	-	184	157
21	DESUKEVICH Sergei LOGUNOV Pavel	S C	BLR	(29)	27	16	26	16	2	12	17	16	27	-	188	159
22	XU Yuan Zhen KOH Terence	S C	SIN	15	17	18	19	(30) BFD	8	10	19	27	26	-	189	159



FLEET OVERALL As of 18 AUG 2008

N轮后单项总成绩表 / CLASSEMENT GÉNÉRAL - APRÈS N COURSES

AFTER 11 RACES

Place	Name	Pos	NOC Code	Points per Race										Medal Race	Total Pts	Net Pts
				1	2	3	4	5	6	7	8	9	10			
23	ETTER Tobias	S	SUI	21	23	5	25	7	(30)	27	26	9	19	-	192	162
	STEIGER Felix	C							OCS							
24	SCHMID Matthias	S	AUT	24	19	(25)	24	14	24	24	5	19	11	-	189	164
	REICHSTAEDTER Florian	C														
25	YOON Cheul	S	KOR	17	24	21	(27)	20	3	23	25	22	25	-	207	180
	KIM Hyeongtae	C														
26	WANG Weidong	S	CHN	12	(30)	23	16	21	26	30	22	8	28	-	216	186
	DENG Daokun	C			DSQ				OCS							
27	LINDGREN Niklas	S	FIN	28	22	27	(30)	25	19	14	23	17	21	-	226	196
	ELOMAA Heikki	C				DSQ										
28	CINAR Deniz	S	TUR	23	13	26	22	22	23	26	21	(28)	22	-	226	198
	CINAR Ates	C														
29	LOCAS Stephane	S	CAN	25	25	(30)	20	23	22	30	18	26	16	-	235	205
	BONE Oliver	C				OCS			OCS							

Legend:

(x) Excluded score
 DSQ Disqualification
 S Skipper

BFD Disqualification under rule 30.3
 OCS On the course side

C Crew
 Pts points



FLEET OVERALL - PROGRESSIVE As of 18 AUG 2008
 名次汇总表 / CLASSEMENT GÉNÉRAL - EN COURS

Name	Pos	NOC Code	Overall Position (Rank) after each race										Medal	
			1	2	3	4	5	6	7	8	9	10		
WILMOT Nathan	S	AUS	4	4	1	1	1	1	1	1	1	1	1	1
PAGE Malcolm	C													
ROGERS Nick	S	GBR	19	10	5	5	2	3	4	5	3	4	2	
GLANFIELD Joe	C													
CHARBONNIER Nicolas	S	FRA	6	1	3	2	3	2	2	4	4	3	3	
BAUSSET Olivier	C													
COSTER Sven	S	NED	11	12	12	7	8	8	6	2	2	2	4	
COSTER Kalle	C													
BARREIROS Onan	S	ESP	8	2	2	3	4	7	7	7	7	5	5	
SARMIENTO Aaron	C													
ZANDONA' Gabrio	S	ITA	10	6	4	4	7	4	5	10	6	6	6	
TRANI Andrea	C													
MATSUNAGA Tetsuya	S	JPN	1	8	16	15	13	12	9	6	11	10	7	
UENO Taro	C													
MARINHO Alvaro	S	POR	2	3	6	6	5	5	3	3	5	7	8	
NUNES Miguel	C													
FANTELA Sime	S	CRO	18	11	10	16	14	15	11	8	12	8	9	
MARENIC Igor	C													
CONTE Javier	S	ARG	14	13	8	10	11	9	10	11	9	9	10	
de la FUENTE Juan Maria	C													
EVANS Carl	S	NZL	7	7	7	11	12	10	13	14	10	11	11	
BURLING Peter	C													
KOSMATOPOULOS Andreas	S	GRE	5	16	14	12	6	6	8	12	14	12	12	
PAPADOPOULOS Andreas	C													
McNAY Stuart	S	USA	26	20	24	23	20	17	12	9	8	13	13	
BIEHL Graham	C													
KLIGER Gideon	S	ISR	13	15	15	14	16	16	16	13	13	14	14	
GAL Udi	C													
DAHLBERG Anton	S	SWE	16	18	11	8	9	13	15	15	16	15	15	
OSTLING Sebastian	C													
OWENS Ger	S	IRL	22	9	13	13	15	11	14	16	15	16	16	
LAWTON Philip	C													
SILVA Fabio	S	BRA	9	21	18	17	10	18	18	17	17	17	17	
ALBRECHT Samuel	C													
HMELJAK Karlo	S	SLO	3	5	9	9	17	14	17	18	18	18	18	
NEVEČNY Mitja	C													
PIASECKI Patryk	S	POL	20	14	19	19	18	21	20	20	21	19	19	
ZIEMINSKI Kacper	C													
SHEREMETJEV Mikhail	S	RUS	27	26	26	25	27	25	24	22	22	20	20	
SHEREMETJEV Maxim	C													
DESUKEVICH Sergei	S	BLR	29	29	27	27	26	23	21	21	19	21	21	
LOGUNOV Pavel	C													
XU Yuan Zhen	S	SIN	15	17	20	18	19	19	19	19	20	22	22	
KOH Terence	C													



FLEET OVERALL - PROGRESSIVE As of 18 AUG 2008
 名次汇总表 / CLASSEMENT GÉNÉRAL - EN COURS

Name	Pos	NOC Code	Overall Position (Rank) after each race										Medal
			1	2	3	4	5	6	7	8	9	10	
ETTER Tobias	S	SUI	21	25	17	20	23	20	23	24	23	23	23
STEIGER Felix	C												
SCHMID Matthias	S	AUT	24	24	25	26	24	27	27	25	24	24	24
REICHSTAEDTER Florian	C												
YOON Cheul	S	KOR	17	22	22	24	25	22	22	23	25	25	25
KIM Hyeongtae	C												
WANG Weidong	S	CHN	12	23	23	21	21	24	25	26	26	26	26
DENG Daokun	C												
LINDGREN Niklas	S	FIN	28	27	28	29	29	29	28	27	27	27	27
ELOMAA Heikki	C												
CINAR Deniz	S	TUR	23	19	21	22	22	26	26	29	28	28	28
CINAR Ates	C												
LOCAS Stephane	S	CAN	25	28	29	28	28	28	29	28	29	29	29
BONE Oliver	C												

Legend:			
C	Crew	S	Skipper



INDIVIDUAL RACE RESULTS WITH MARK ROUNDING

带绕标记录的单轮成绩 / RÉSULTATS DE COURSE INDIVIDUELLE AVEC PASSAGES AUX MARQUES

	Marks						
	Start	1	2	3	2	3	Finish
Wind Direction:	95	95	95	95	95	95	95
Wind Speed(kts):	10	10	10	10	10	10	10
Elapsed time of first boat:		22:17	29:32	46:43	1:01:24	1:12:30	1:14:40

Rank	Name	Pos	NOC Code	Marks					Finish	Race Points
				1	2	3	2	3		
1	MATSUNAGA Tetsuya	S	JPN	1	1	1	1	1	1	1
	UENO Taro	C		0:00	0:00	0:00	0:00	0:00	0:00	
2	MARINHO Alvaro	S	POR	2	2	3	2	2	2	2
	NUNES Miguel	C		0:11	0:12	0:14	0:03	0:04	0:09	
3	HMELJAK Karlo	S	SLO	4	4	2	3	3	3	3
	NEVECNY Mitja	C		0:20	0:34	0:03	0:09	0:11	0:34	
4	WILMOT Nathan	S	AUS	9	8	5	5	4	4	4
	PAGE Malcolm	C		0:40	1:07	0:23	0:34	0:42	0:42	
5	KOSMATOPOULOS Andreas	S	GRE	3	3	4	4	5	5	5
	PAPADOPOULOS Andreas	C		0:16	0:27	0:19	0:20	0:55	0:55	
6	CHARBONNIER Nicolas	S	FRA	17	18	8	8	6	6	6
	BAUSSET Olivier	C		0:59	1:57	1:29	1:38	1:55	2:03	
7	EVANS Carl	S	NZL	19	15	13	9	8	7	7
	BURLING Peter	C		1:02	1:44	1:57	1:53	2:13	2:20	
8	BARREIROS Onan	S	ESP	12	10	7	7	7	8	8
	SARMIENTO Aaron	C		0:47	1:26	1:25	1:22	2:09	2:25	
9	SILVA Fabio	S	BRA	6	7	6	6	9	9	9
	ALBRECHT Samuel	C		0:31	1:03	1:10	1:13	2:17	2:32	
10	ZANDONA' Gabrio	S	ITA	18	19	15	13	10	10	10
	TRANI Andrea	C		1:00	1:59	2:02	2:18	2:36	2:38	
11	COSTER Sven	S	NED	11	13	11	14	12	11	11
	COSTER Kalle	C		0:44	1:40	1:50	2:25	2:49	2:45	
12	WANG Weidong	S	CHN	8	6	9	12	13	12	12
	DENG Daokun	C		0:37	0:55	1:36	2:12	2:53	2:57	
13	KLIGER Gideon	S	ISR	14	11	10	10	11	13	13
	GAL Udi	C		0:52	1:35	1:47	2:02	2:44	3:03	
14	CONTE Javier	S	ARG	15	17	16	15	14	14	14
	de la FUENTE Juan Maria	C		0:53	1:53	2:32	2:30	2:57	3:08	
15	XU Yuan Zhen	S	SIN	7	9	14	16	15	15	15
	KOH Terence	C		0:34	1:13	1:59	2:34	3:00	3:12	
16	DAHLBERG Anton	S	SWE	29	29	29	17	17	16	16
	OSTLING Sebastian	C		2:15	2:38	3:21	2:42	3:20	3:25	
17	YOON Cheul	S	KOR	5	5	12	11	16	17	17
	KIM Hyeongtae	C		0:24	0:45	1:55	2:07	3:15	3:30	
18	FANTELA Sime	S	CRO	26	24	18	21	18	18	18
	MARENIC Igor	C		1:42	2:14	2:34	3:05	3:31	3:44	
19	ROGERS Nick	S	GBR	21	25	26	24	19	19	19
	GLANFIELD Joe	C		1:15	2:20	3:06	3:14	3:39	3:48	
20	PIASECKI Patryk	S	POL	28	28	21	20	20	20	20
	ZIEMINSKI Kacper	C		2:04	2:35	2:42	3:01	3:47	4:04	
21	ETTER Tobias	S	SUI	24	23	25	27	23	21	21
	STEIGER Felix	C		1:26	2:07	3:04	3:37	4:19	4:20	



INDIVIDUAL RACE RESULTS WITH MARK ROUNDING

带绕标记录的单轮成绩 / RÉSULTATS DE COURSE INDIVIDUELLE AVEC PASSAGES AUX MARQUES

	Marks						Finish
	Start	1	2	3	2	3	
Wind Direction:	95	95	95	110	110	110	110
Wind Speed(kts):	6	6	6	6	6	6	6
Elapsed time of first boat:		12:50	19:22	31:09	42:19	52:13	53:31

Rank	Name	Pos	NOC Code	Marks					Finish	Race Points
				1	2	3	2	3		
1	OWENS Ger	S	IRL	2	1	1	1	1	1	1
	LAWTON Philip	C		0:07	0:00	0:00	0:00	0:00	0:00	
2	BARREIROS Onan	S	ESP	3	2	2	2	2	2	2
	SARMIENTO Aaron	C		0:11	0:15	0:46	0:37	0:41	0:47	
3	CHARBONNIER Nicolas	S	FRA	6	5	4	3	3	3	3
	BAUSSET Olivier	C		0:19	0:32	0:58	0:39	0:46	0:53	
4	ZANDONA' Gabrio	S	ITA	29	26	15	7	6	4	4
	TRANI Andrea	C		1:07	1:34	1:29	0:53	0:58	1:03	
5	ROGERS Nick	S	GBR	17	13	8	6	5	5	5
	GLANFIELD Joe	C		0:43	0:58	1:08	0:49	0:54	1:10	
6	FANTELA Sime	S	CRO	19	8	14	9	7	6	6
	MARENIC Igor	C		0:46	0:45	1:26	0:58	1:00	1:14	
7	WILMOT Nathan	S	AUS	13	22	9	16	10	7	7
	PAGE Malcolm	C		0:35	1:27	1:15	1:22	1:05	1:18	
8	MARINHO Alvaro	S	POR	22	23	13	8	26	8	8
	NUNES Miguel	C		0:52	1:28	1:24	0:55	1:40	1:27	
9	PIASECKI Patryk	S	POL	21	12	17	13	8	9	9
	ZIEMINSKI Kacper	C		0:51	0:55	1:33	1:08	1:05	1:30	
10	EVANS Carl	S	NZL	7	11	12	4	4	10	10
	BURLING Peter	C		0:21	0:52	1:20	0:42	0:48	1:33	
11	HMELJAK Karlo	S	SLO	4	4	3	5	13	11	11
	NEVECNY Mitja	C		0:14	0:23	0:52	0:46	1:12	1:37	
12	McNAY Stuart	S	USA	12	10	5	11	14	12	12
	BIEHL Graham	C		0:32	0:50	1:00	1:03	1:14	1:47	
13	CINAR Deniz	S	TUR	5	3	6	12	24	13	13
	CINAR Ates	C		0:15	0:18	1:03	1:05	1:36	4:03	
14	CONTE Javier	S	ARG	1	6	7	10	9	14	14
	de la FUENTE Juan Maria	C		0:00	0:36	1:05	1:00	1:05	4:05	
15	COSTER Sven	S	NED	14	15	10	14	11	15	15
	COSTER Kalle	C		0:36	1:03	1:16	1:15	1:06	4:09	
16	KLIGER Gideon	S	ISR	27	21	19	18	17	16	16
	GAL Udi	C		1:03	1:26	1:40	1:28	1:23	4:09	
17	XU Yuan Zhen	S	SIN	9	9	27	15	18	18	17
	KOH Terence	C		0:25	0:47	2:18	1:18	1:27	4:10	
18	DAHLBERG Anton	S	SWE	8	17	18	17	15	19	18
	OSTLING Sebastian	C		0:24	1:18	1:38	1:26	1:16	4:10	
19	SCHMID Matthias	S	AUT	15	16	22	19	21	20	19
	REICHSTAEDTER Florian	C		0:38	1:16	1:49	1:35	1:32	4:11	
20	MATSUNAGA Tetsuya	S	JPN	26	18	21	21	19	21	20
	UENO Taro	C		1:01	1:20	1:43	1:39	1:29	4:11	
21	SHEREMETYEV Mikhail	S	RUS	24	14	20	23	22	22	21
	SHEREMETYEV Maxim	C		0:56	1:01	1:42	1:46	1:34	4:11	

NOTE: After protest, CHN scored DSQ in race 2.



INDIVIDUAL RACE RESULTS WITH MARK ROUNDING

带绕标记录的单轮成绩 / RÉSULTATS DE COURSE INDIVIDUELLE AVEC PASSAGES AUX MARQUES

	Marks						
	Start	1	4	1	2	3	Finish
Wind Direction:	110						
Wind Speed(kts):	7						
Elapsed time of first boat:		12:38	21:58	37:18	41:42	53:21	55:05

Rank	Name	Pos	NOC Code	Marks					Finish	Race Points
				1	4	1	2	3		
1	ROGERS Nick GLANFIELD Joe	S C	GBR	3 0:13	1 0:00	1 0:00	1 0:00	1 0:00	1 0:00	1
2	DAHLBERG Anton OSTLING Sebastian	S C	SWE	7 0:25	3 0:21	2 0:04	2 0:10	2 0:12	2 0:09	2
3	WILMOT Nathan PAGE Malcolm	S C	AUS	5 0:20	2 0:18	4 0:19	4 0:21	3 0:22	3 0:11	3
4	CONTE Javier de la FUENTE Juan Maria	S C	ARG	2 0:09	4 0:24	5 0:21	5 0:25	4 0:35	4 0:26	4
5	ETTER Tobias STEIGER Felix	S C	SUI	4 0:18	5 0:26	3 0:15	3 0:17	5 0:38	5 0:29	5
6	BARREIROS Onan SARMIENTO Aaron	S C	ESP	6 0:24	7 0:31	7 0:30	7 0:41	6 0:42	6 0:33	6
7	ZANDONA' Gabrio TRANI Andrea	S C	ITA	8 0:27	8 0:34	8 0:35	8 0:45	7 0:53	7 0:41	7
8	CHARBONNIER Nicolas BAUSSET Olivier	S C	FRA	9 0:30	6 0:29	10 0:50	10 0:55	9 1:02	8 0:50	8
9	FANTELA Sime MARENIC Igor	S C	CRO	13 0:41	11 0:40	9 0:42	9 0:49	8 0:57	9 0:56	9
10	SILVA Fabio ALBRECHT Samuel	S C	BRA	10 0:32	10 0:37	6 0:26	6 0:34	10 1:07	10 1:02	10
11	KOSMATOPOULOS Andreas PAPADOPOULOS Andreas	S C	GRE	12 0:38	21 1:16	12 1:09	12 1:18	11 1:14	11 1:15	11
12	COSTER Sven COSTER Kalle	S C	NED	20 1:01	19 1:12	13 1:14	13 1:22	12 1:19	12 1:19	12
13	KLIGER Gideon GAL Udi	S C	ISR	15 0:46	9 0:36	11 0:58	11 1:04	13 1:24	13 1:26	13
14	EVANS Carl BURLING Peter	S C	NZL	14 0:43	14 0:57	16 1:31	16 1:37	14 1:28	14 1:30	14
15	MARINHO Alvaro NUNES Miguel	S C	POR	18 0:53	15 0:58	14 1:18	14 1:26	15 1:39	15 1:35	15
16	DESUKEVICH Sergei LOGUNOV Pavel	S C	BLR	11 0:34	13 0:51	15 1:27	15 1:32	16 1:45	16 1:44	16
17	OWENS Ger LAWTON Philip	S C	IRL	16 0:48	16 1:03	17 1:34	17 1:42	17 1:54	17 1:50	17
18	XU Yuan Zhen KOH Terence	S C	SIN	25 1:14	24 1:24	19 1:46	19 1:54	18 1:58	18 1:55	18
19	HMELJAK Karlo NEVECNÝ Mitja	S C	SLO	17 0:50	26 1:30	21 1:54	21 2:00	19 2:02	19 2:03	19
20	PIASECKI Patryk ZIEMINSKI Kacper	S C	POL	24 1:11	17 1:05	18 1:39	18 1:46	20 2:06	20 2:06	20
21	YOON Cheul KIM Hyeongtae	S C	KOR	22 1:06	12 0:49	20 1:51	20 1:57	21 2:10	21 2:12	21



INDIVIDUAL RACE RESULTS WITH MARK ROUNDING

带绕标记录的单轮成绩 / RÉSULTATS DE COURSE INDIVIDUELLE AVEC PASSAGES AUX MARQUES

	Marks						
	Start	1	4	1	2	3	Finish
Wind Direction:	110						
Wind Speed(kts):	7						
Elapsed time of first boat:		15:05	26:40	41:15	47:10	1:02:39	1:04:36

Rank	Name	Pos	NOC Code	Marks					Finish	Race Points
				1	4	1	2	3		
1	CHARBONNIER Nicolas	S	FRA	1	1	1	1	1	1	1
	BAUSSET Olivier	C		0:00	0:00	0:00	0:00	0:00	0:00	
2	COSTER Sven	S	NED	3	2	2	2	2	2	2
	COSTER Kalle	C		0:11	0:07	0:23	0:26	0:53	0:39	
3	WILMOT Nathan	S	AUS	14	8	5	5	3	3	3
	PAGE Malcolm	C		0:46	0:45	0:58	0:54	1:22	1:18	
4	ROGERS Nick	S	GBR	17	12	6	6	4	4	4
	GLANFIELD Joe	C		1:01	0:54	1:03	0:58	1:35	1:36	
5	DAHLBERG Anton	S	SWE	7	3	4	4	5	5	5
	OSTLING Sebastian	C		0:26	0:26	0:53	0:49	1:58	1:56	
6	MARINHO Alvaro	S	POR	4	4	3	3	6	6	6
	NUNES Miguel	C		0:17	0:27	0:46	0:43	2:01	2:00	
7	ZANDONA' Gabrio	S	ITA	8	14	14	14	7	7	7
	TRANI Andrea	C		0:30	1:00	1:32	1:48	2:16	2:07	
8	KOSMATOPOULOS Andreas	S	GRE	6	6	7	7	8	8	8
	PAPADOPOULOS Andreas	C		0:22	0:37	1:06	1:04	2:21	2:11	
9	BARREIROS Onan	S	ESP	5	9	8	8	9	9	9
	SARMIENTO Aaron	C		0:19	0:47	1:09	1:09	2:27	2:23	
10	HMELJAK Karlo	S	SLO	13	5	10	10	10	10	10
	NEVEČNY Mitja	C		0:42	0:29	1:16	1:26	2:30	2:27	
11	CONTE Javier	S	ARG	11	10	9	9	11	11	11
	de la FUENTE Juan Maria	C		0:37	0:49	1:13	1:18	2:35	2:32	
12	EVANS Carl	S	NZL	16	11	11	11	12	12	12
	BURLING Peter	C		0:55	0:51	1:23	1:32	2:38	2:38	
13	MATSUNAGA Tetsuya	S	JPN	9	15	13	13	13	13	13
	UENO Taro	C		0:31	1:02	1:29	1:43	2:47	2:48	
14	KLIGER Gideon	S	ISR	10	7	12	12	14	14	14
	GAL Udi	C		0:33	0:39	1:27	1:37	2:54	3:07	
15	OWENS Ger	S	IRL	21	21	20	20	15	15	15
	LAWTON Philip	C		1:14	1:20	2:06	2:20	3:02	3:11	
16	WANG Weidong	S	CHN	12	13	18	18	16	16	16
	DENG Daokun	C		0:39	0:57	2:00	2:10	3:06	3:16	
17	McNAY Stuart	S	USA	20	22	16	16	17	17	17
	BIEHL Graham	C		1:10	1:23	1:42	1:59	3:27	3:20	
18	SILVA Fabio	S	BRA	18	18	15	15	18	18	18
	ALBRECHT Samuel	C		1:03	1:08	1:38	1:54	3:37	3:28	
19	XU Yuan Zhen	S	SIN	19	16	17	17	19	19	19
	KOH Terence	C		1:08	1:03	1:54	2:04	3:43	3:36	
20	LOCAS Stephane	S	CAN	25	19	19	19	21	20	20
	BONE Oliver	C		1:31	1:17	2:02	2:16	3:50	3:41	
21	SHEREMET'YEV Mikhail	S	RUS	22	20	22	22	20	21	21
	SHEREMET'YEV Maxim	C		1:17	1:19	2:18	2:35	3:47	3:49	

NOTE: After protest, FIN scored DSQ in race 4.



INDIVIDUAL RACE RESULTS WITH MARK ROUNDING
 带绕标记录的单轮成绩 / RÉSULTATS DE COURSE INDIVIDUELLE AVEC PASSAGES AUX MARQUES

	Marks						Finish
	Start	1	2	3	2	3	
Wind Direction:	120	120	120	115	115	125	125
Wind Speed(kts):	6	6	6	5	5	6	6
Elapsed time of first boat:		16:24	21:17	29:20	44:18	52:34	54:31

Rank	Name	Pos	NOC Code	Marks					Finish	Race Points
				1	2	3	2	3		
1	OWENS Ger	S	IRL	1	1	1	1	1	1	1
	LAWTON Philip	C		0:00	0:00	0:00	0:00	0:00	0:00	
2	ZANDONA' Gabrio	S	ITA	3	3	3	2	2	2	2
	TRANI Andrea	C		0:41	0:38	0:32	0:29	0:08	0:06	
3	WILMOT Nathan	S	AUS	6	6	5	4	3	3	3
	PAGE Malcolm	C		1:03	1:13	0:37	0:54	0:08	0:15	
4	SILVA Fabio	S	BRA	2	2	2	3	4	4	4
	ALBRECHT Samuel	C		0:11	0:09	0:05	0:48	0:40	0:32	
5	KOSMATOPOULOS Andreas	S	GRE	5	5	4	7	5	5	5
	PAPADOPOULOS Andreas	C		0:58	1:01	0:35	1:18	1:00	0:54	
6	CHARBONNIER Nicolas	S	FRA	4	4	6	6	7	6	6
	BAUSSET Olivier	C		0:50	0:50	0:41	1:13	1:18	1:04	
7	ETTER Tobias	S	SUI	8	8	12	8	8	7	7
	STEIGER Felix	C		1:37	1:40	2:08	1:24	1:23	1:13	
8	COSTER Sven	S	NED	10	9	8	9	9	8	8
	COSTER Kalle	C		1:44	1:49	1:32	1:57	1:30	1:23	
9	ROGERS Nick	S	GBR	7	7	7	5	6	9	9
	GLANFIELD Joe	C		1:34	1:28	1:14	1:09	1:08	1:31	
10	MATSUNAGA Tetsuya	S	JPN	19	18	17	11	10	10	10
	UENO Taro	C		2:27	2:49	2:57	2:17	1:52	1:47	
11	MARINHO Alvaro	S	POR	9	10	9	10	11	11	11
	NUNES Miguel	C		1:41	1:59	1:38	2:11	2:04	2:01	
12	FANTELA Sime	S	CRO	14	14	11	14	12	12	12
	MARENIC Igor	C		2:02	2:20	2:06	2:42	2:12	2:09	
13	BARREIROS Onan	S	ESP	12	12	10	12	13	13	13
	SARMIENTO Aaron	C		1:52	2:10	1:57	2:30	2:16	2:14	
14	SCHMID Matthias	S	AUT	17	19	18	13	14	14	14
	REICHSTAEDTER Florian	C		2:20	2:54	3:06	2:36	2:20	2:19	
15	McNAY Stuart	S	USA	13	13	15	16	15	15	15
	BIEHL Graham	C		1:57	2:16	2:28	2:57	2:38	2:28	
16	DESUKEVICH Sergei	S	BLR	11	11	14	15	16	16	16
	LOGUNOV Pavel	C		1:48	2:05	2:26	2:53	2:52	2:43	
17	PIASECKI Patryk	S	POL	21	23	20	18	17	17	17
	ZIEMINSKI Kacper	C		2:34	3:12	3:11	3:16	3:01	2:48	
18	HMELJAK Karlo	S	SLO	16	16	16	20	18	18	18
	NEVEČNY Mitja	C		2:12	2:33	2:32	3:32	3:04	2:52	
19	CONTE Javier	S	ARG	15	15	13	19	19	19	19
	de la FUENTE Juan Maria	C		2:07	2:25	2:21	3:24	3:06	3:00	
20	YOON Cheul	S	KOR	23	22	23	17	20	20	20
	KIM Hyeongtae	C		2:40	3:09	3:31	3:10	3:10	3:05	
21	WANG Weidong	S	CHN	18	17	21	21	21	21	21
	DENG Daokun	C		2:23	2:45	3:21	3:42	3:19	3:09	



INDIVIDUAL RACE RESULTS WITH MARK ROUNDING

带绕标记录的单轮成绩 / RÉSULTATS DE COURSE INDIVIDUELLE AVEC PASSAGES AUX MARQUES

Rank	Name	Pos	NOC Code	Marks					Finish	Race Points
				1	2	3	2	3		
22	CINAR Deniz	S	TUR	24	24	24	22	22	22	22
	CINAR Ates	C		2:46	3:18	3:36	4:02	3:48	3:33	
23	LOCAS Stephane	S	CAN	22	21	19	23	23	23	23
	BONE Oliver	C		2:37	3:02	3:08	4:13	3:58	3:46	
24	SHEREMETYEV Mikhail	S	RUS	25	25	25	24	24	24	24
	SHEREMETYEV Maxim	C		3:01	3:41	3:46	4:20	4:10	4:04	
25	LINDGREN Niklas	S	FIN	20	20	22	25	25	25	25
	ELOMAA Heikki	C		2:30	2:58	3:26	4:37	4:25	4:19	
-	KLIGER Gideon	S	ISR	-	-	-	-	-	-	30
	GAL Udi	C								BFD
-	EVANS Carl	S	NZL	-	-	-	-	-	-	30
	BURLING Peter	C								BFD
-	XU Yuan Zhen	S	SIN	-	-	-	-	-	-	30
	KOH Terence	C								BFD
-	DAHLBERG Anton	S	SWE	-	-	-	-	-	-	30
	OSTLING Sebastian	C		1:34						BFD

Other information:

Course:	Trapezoid Outer (O1)
Temperature:	27 C
Humidity:	83%
Conditions:	Cloudy

Note:

- (1) A dash in a mark rounding column indicates that the boat's position was not recorded at that mark.
 (2) Times shown under NOC are times behind the leader.

Legend:

BFD Disqualification under rule 30.3 **C** Crew **S** Skipper



INDIVIDUAL RACE RESULTS WITH MARK ROUNDING

带绕标记录的单轮成绩 / RÉSULTATS DE COURSE INDIVIDUELLE AVEC PASSAGES AUX MARQUES

	Marks						Finish
	Start	1	2	3	2	3	
Wind Direction:	130	130	130				
Wind Speed(kts):	6	6	5				
Elapsed time of first boat:		15:45	21:19	32:14	46:23	56:37	58:17

Rank	Name	Pos	NOC Code	Marks					Finish	Race Points
				1	2	3	2	3		
1	McNAY Stuart	S	USA	1	1	1	1	1	1	1
	BIEHL Graham	C		0:00	0:00	0:00	0:00	0:00	0:00	
2	DESUKEVICH Sergei	S	BLR	3	3	2	2	2	2	2
	LOGUNOV Pavel	C		0:49	1:04	1:05	1:39	1:20	1:37	
3	YOON Cheul	S	KOR	2	2	4	3	3	3	3
	KIM Hyeongtae	C		0:38	0:55	1:11	1:49	1:33	1:44	
4	WILMOT Nathan	S	AUS	10	10	10	6	4	4	4
	PAGE Malcolm	C		2:03	2:17	2:13	2:10	1:55	2:14	
5	KOSMATOPOULOS Andreas	S	GRE	4	4	3	4	5	5	5
	PAPADOPOULOS Andreas	C		0:56	1:10	1:09	1:57	1:59	2:29	
6	ROGERS Nick	S	GBR	8	8	7	5	6	6	6
	GLANFIELD Joe	C		1:48	2:00	1:45	2:03	2:01	2:34	
7	MARINHO Alvaro	S	POR	5	5	6	7	7	7	7
	NUNES Miguel	C		1:02	1:13	1:28	2:15	2:19	2:41	
8	XU Yuan Zhen	S	SIN	6	6	5	8	8	8	8
	KOH Terence	C		1:10	1:26	1:21	2:18	2:23	2:46	
9	CONTE Javier	S	ARG	9	9	9	9	9	9	9
	de la FUENTE Juan Maria	C		1:58	2:08	2:01	2:50	2:54	3:16	
10	EVANS Carl	S	NZL	25	24	16	10	10	10	10
	BURLING Peter	C		3:34	3:59	3:07	3:00	3:11	3:30	
11	KLIGER Gideon	S	ISR	11	11	11	12	11	11	11
	GAL Udi	C		2:12	2:29	2:25	3:19	3:33	3:46	
12	SHEREMETYEY Mikhail	S	RUS	7	7	8	11	12	12	12
	SHEREMETYEY Maxim	C		1:38	1:55	1:48	3:14	3:37	3:57	
13	BARREIROS Onan	S	ESP	13	13	13	13	13	13	13
	SARMIENTO Aaron	C		2:30	2:52	2:44	3:23	3:48	4:04	
14	MATSUNAGA Tetsuya	S	JPN	23	22	17	14	14	14	14
	UENO Taro	C		3:23	3:39	3:13	3:36	4:07	4:17	
15	COSTER Sven	S	NED	18	18	15	15	15	15	15
	COSTER Kalle	C		2:50	3:17	3:04	4:02	4:10	4:27	
16	PIASECKI Patryk	S	POL	15	15	20	17	16	16	16
	ZIEMINSKI Kacper	C		2:38	3:06	3:25	4:23	4:16	4:34	
17	FANTELA Sime	S	CRO	16	16	21	22	17	17	17
	MARENIC Igor	C		2:41	3:09	3:28	4:46	4:22	4:39	
18	CHARBONNIER Nicolas	S	FRA	21	21	14	19	18	18	18
	BAUSSET Olivier	C		3:08	3:34	3:00	4:36	4:30	4:51	
19	LINDGREN Niklas	S	FIN	17	17	22	16	19	19	19
	ELOMAA Heikki	C		2:46	3:13	3:31	4:18	4:39	4:56	
20	DAHLBERG Anton	S	SWE	26	25	23	21	20	20	20
	OSTLING Sebastian	C		3:37	4:11	3:33	4:42	4:44	5:04	
21	ZANDONA' Gabrio	S	ITA	24	23	18	23	21	21	21
	TRANI Andrea	C		3:26	3:51	3:19	4:50	4:47	5:10	



INDIVIDUAL RACE RESULTS WITH MARK ROUNDING

带绕标记录的单轮成绩 / RÉSULTATS DE COURSE INDIVIDUELLE AVEC PASSAGES AUX MARQUES

	Marks						Finish
	Start	1	4	1	2	3	
Wind Direction:	10	15	15	25	25	25	25
Wind Speed(kts):	11	11	11	9	9	9	9
Elapsed time of first boat:		19:48	27:54	38:19	43:27	51:35	52:45

Rank	Name	Pos	NOC Code	Marks					Finish	Race Points
				1	4	1	2	3		
1	MATSUNAGA Tetsuya	S	JPN	1	1	1	1	1	1	1
	UENO Taro	C		0:00	0:00	0:00	0:00	0:00	0:00	
2	COSTER Sven	S	NED	2	2	2	2	2	2	2
	COSTER Kalle	C		0:30	0:33	0:38	0:44	0:37	0:19	
3	CHARBONNIER Nicolas	S	FRA	3	3	3	3	3	3	3
	BAUSSET Olivier	C		0:42	0:35	0:41	0:48	0:39	0:28	
4	McNAY Stuart	S	USA	4	4	4	4	4	4	4
	BIEHL Graham	C		0:51	0:38	0:51	0:59	1:07	0:50	
5	WILMOT Nathan	S	AUS	16	8	7	5	5	5	5
	PAGE Malcolm	C		1:39	1:07	0:59	1:08	1:14	1:01	
6	FANTELA Sime	S	CRO	10	7	8	6	6	6	6
	MARENIC Igor	C		1:23	0:48	1:04	1:16	1:22	1:15	
7	CONTE Javier	S	ARG	5	6	5	7	8	7	7
	de la FUENTE Juan Maria	C		0:54	0:46	0:54	1:20	1:45	1:23	
8	PIASECKI Patryk	S	POL	6	5	6	8	7	8	8
	ZIEMINSKI Kacper	C		1:00	0:45	0:57	1:22	1:30	1:27	
9	MARINHO Alvaro	S	POR	11	9	9	9	9	9	9
	NUNES Miguel	C		1:29	1:10	1:06	1:38	1:52	1:31	
10	XU Yuan Zhen	S	SIN	12	14	11	10	10	10	10
	KOH Terence	C		1:32	1:23	1:12	1:40	1:56	1:42	
11	SHEREMETYEV Mikhail	S	RUS	8	11	10	12	11	11	11
	SHEREMETYEV Maxim	C		1:14	1:14	1:09	2:01	2:14	2:06	
12	DESUKEVICH Sergei	S	BLR	15	15	12	11	12	12	12
	LOGUNOV Pavel	C		1:35	1:26	1:18	1:48	2:21	2:20	
13	BARREIROS Onan	S	ESP	17	18	17	15	13	13	13
	SARMIENTO Aaron	C		1:43	1:47	1:49	2:16	2:30	2:26	
14	LINDGREN Niklas	S	FIN	9	12	15	14	14	14	14
	ELOMAA Heikki	C		1:20	1:16	1:38	2:10	2:38	2:35	
15	KLIGER Gideon	S	ISR	24	24	21	17	15	15	15
	GAL Udi	C		2:26	2:05	2:07	2:22	2:42	2:41	
16	SILVA Fabio	S	BRA	14	17	13	13	16	16	16
	ALBRECHT Samuel	C		1:34	1:32	1:32	2:06	2:47	2:48	
17	DAHLBERG Anton	S	SWE	25	20	18	22	17	17	17
	OSTLING Sebastian	C		2:28	1:55	1:52	2:32	2:51	2:52	
18	KOSMATOPOULOS Andreas	S	GRE	18	16	19	20	18	18	18
	PAPADOPOULOS Andreas	C		1:46	1:29	2:00	2:28	2:55	2:58	
19	ZANDONA' Gabrio	S	ITA	13	13	16	16	19	19	19
	TRANI Andrea	C		1:33	1:19	1:43	2:19	3:01	3:01	
20	ROGERS Nick	S	GBR	21	19	20	19	20	20	20
	GLANFIELD Joe	C		1:58	1:54	2:05	2:25	3:07	3:05	
21	OWENS Ger	S	IRL	22	21	22	21	21	21	21
	LAWTON Philip	C		2:09	1:58	2:15	2:30	3:13	3:09	



INDIVIDUAL RACE RESULTS WITH MARK ROUNDING

带绕标记录的单轮成绩 / RÉSULTATS DE COURSE INDIVIDUELLE AVEC PASSAGES AUX MARQUES

	Marks						Finish
	Start	1	4	1	2	3	
Wind Direction:	110	110	110	110	130	130	130
Wind Speed(kts):	8	8	8	8	8	8	8
Elapsed time of first boat:		12:17	21:35	33:58	38:55	49:49	51:16

Rank	Name	Pos	NOC Code	Marks					Finish	Race Points
				1	4	1	2	3		
1	McNAY Stuart	S	USA	3	1	1	1	1	1	1
	BIEHL Graham	C		0:09	0:00	0:00	0:00	0:00	0:00	
2	KLIGER Gideon	S	ISR	1	2	2	2	2	2	2
	GAL Udi	C		0:00	0:03	0:09	0:12	0:12	0:14	
3	KOSMATOPOULOS Andreas	S	GRE	5	4	4	3	3	3	3
	PAPADOPOULOS Andreas	C		0:20	0:11	0:34	0:28	0:24	0:25	
4	BARREIROS Onan	S	ESP	20	15	5	4	4	4	4
	SARMIENTO Aaron	C		1:02	1:07	0:38	0:35	0:39	0:40	
5	SCHMID Matthias	S	AUT	17	16	7	7	5	5	5
	REICHSTAEDTER Florian	C		0:55	1:08	1:02	1:03	0:43	0:51	
6	ZANDONA' Gabrio	S	ITA	9	9	6	5	6	6	6
	TRANI Andrea	C		0:30	0:50	0:43	0:44	0:46	0:54	
7	FANTELA Sime	S	CRO	13	12	8	8	7	7	7
	MARENIC Igor	C		0:40	1:00	1:08	1:06	0:53	1:00	
8	COSTER Sven	S	NED	4	5	12	12	8	8	8
	COSTER Kalle	C		0:15	0:16	1:25	1:29	1:02	1:07	
9	MATSUNAGA Tetsuya	S	JPN	12	8	3	6	9	9	9
	UENO Taro	C		0:38	0:47	0:28	0:50	1:07	1:14	
10	SILVA Fabio	S	BRA	7	11	9	9	10	10	10
	ALBRECHT Samuel	C		0:25	0:59	1:13	1:12	1:10	1:22	
11	SHEREMETYEY Mikhail	S	RUS	6	7	11	11	11	11	11
	SHEREMETYEY Maxim	C		0:23	0:42	1:21	1:24	1:13	1:24	
12	EVANS Carl	S	NZL	2	3	10	10	12	12	12
	BURLING Peter	C		0:05	0:07	1:17	1:17	1:20	1:27	
13	DAHLBERG Anton	S	SWE	15	10	18	18	13	13	13
	OSTLING Sebastian	C		0:46	0:55	1:59	2:07	1:27	1:30	
14	CHARBONNIER Nicolas	S	FRA	23	17	13	13	14	14	14
	BAUSSET Olivier	C		1:10	1:09	1:29	1:35	1:31	1:34	
15	OWENS Ger	S	IRL	18	18	16	16	15	15	15
	LAWTON Philip	C		0:56	1:10	1:48	1:52	1:38	1:43	
16	WILMOT Nathan	S	AUS	21	14	19	19	16	16	16
	PAGE Malcolm	C		1:04	1:05	2:03	2:14	1:43	1:49	
17	DESUKEVICH Sergei	S	BLR	27	26	15	14	17	17	17
	LOGUNOV Pavel	C		1:23	1:32	1:43	1:44	1:57	2:01	
18	LOCAS Stephane	S	CAN	8	6	14	15	18	18	18
	BONE Oliver	C		0:28	0:31	1:38	1:48	2:00	2:06	
19	XU Yuan Zhen	S	SIN	22	22	17	17	19	19	19
	KOH Terence	C		1:06	1:19	1:54	2:00	2:06	2:11	
20	HMELJAK Karlo	S	SLO	28	23	20	20	20	20	20
	NEVEČNY Mitja	C		1:26	1:24	2:09	2:20	2:17	2:23	
21	CINAR Deniz	S	TUR	25	20	22	22	21	21	21
	CINAR Ates	C		1:15	1:16	2:31	2:37	2:25	2:26	



INDIVIDUAL RACE RESULTS WITH MARK ROUNDING

带绕标记录的单轮成绩 / RÉSULTATS DE COURSE INDIVIDUELLE AVEC PASSAGES AUX MARQUES

	Marks						
	Start	1	4	1	2	3	Finish
Wind Direction:	120						
Wind Speed(kts):	6						
Elapsed time of first boat:		18:20	27:48	47:40	53:27	1:01:33	1:03:00

Rank	Name	Pos	NOC Code	Marks					Finish	Race Points
				1	4	1	2	3		
1	EVANS Carl	S	NZL	2	2	1	1	1	1	1
	BURLING Peter	C		0:14	0:24	0:00	0:00	0:00	0:00	
2	ROGERS Nick	S	GBR	6	6	2	2	2	2	2
	GLANFIELD Joe	C		0:41	0:56	0:36	0:27	0:27	0:31	
3	WILMOT Nathan	S	AUS	8	7	3	3	3	3	3
	PAGE Malcolm	C		0:51	1:08	0:43	0:40	0:45	0:47	
4	COSTER Sven	S	NED	1	1	4	4	4	4	4
	COSTER Kalle	C		0:00	0:00	0:52	0:55	1:19	1:26	
5	CONTE Javier	S	ARG	18	18	6	6	6	5	5
	de la FUENTE Juan Maria	C		1:51	2:17	1:14	1:22	1:57	2:02	
6	McNAY Stuart	S	USA	3	4	9	9	7	6	6
	BIEHL Graham	C		0:24	0:42	1:32	1:44	2:04	2:11	
7	CHARBONNIER Nicolas	S	FRA	5	5	8	8	8	7	7
	BAUSSET Olivier	C		0:35	0:47	1:18	1:40	2:07	2:14	
8	WANG Weidong	S	CHN	9	9	7	7	5	8	8
	DENG Daokun	C		0:57	1:44	1:16	1:31	1:56	2:22	
9	ETTER Tobias	S	SUI	17	12	5	5	9	9	9
	STEIGER Felix	C		1:45	1:55	0:59	1:10	2:11	2:25	
10	MARINHO Alvaro	S	POR	4	3	10	10	10	10	10
	NUNES Miguel	C		0:31	0:34	1:37	1:52	2:23	2:28	
11	BARREIROS Onan	S	ESP	10	14	11	11	11	11	11
	SARMIENTO Aaron	C		1:06	2:05	1:43	2:01	2:27	2:35	
12	KLIGER Gideon	S	ISR	22	20	13	13	12	12	12
	GAL Udi	C		2:09	2:42	2:13	2:23	2:44	2:48	
13	OWENS Ger	S	IRL	12	10	12	12	13	13	13
	LAWTON Philip	C		1:16	1:46	2:08	2:18	2:51	2:55	
14	DAHLBERG Anton	S	SWE	7	8	14	14	14	14	14
	OSTLING Sebastian	C		0:45	1:14	2:18	2:32	3:10	3:22	
15	FANTELA Sime	S	CRO	23	23	17	17	15	15	15
	MARENIC Igor	C		2:28	2:58	2:57	3:11	3:36	3:43	
16	DESUKEVICH Sergei	S	BLR	24	24	15	15	16	16	16
	LOGUNOV Pavel	C		2:46	3:34	2:33	2:58	3:39	3:54	
17	LINDGREN Niklas	S	FIN	14	17	16	16	17	17	17
	ELOMAA Heikki	C		1:20	2:16	2:49	3:06	3:44	4:00	
18	SHEREMETYEV Mikhail	S	RUS	21	21	20	20	18	18	18
	SHEREMETYEV Maxim	C		2:07	2:49	3:22	3:43	4:03	4:15	
19	SCHMID Matthias	S	AUT	11	15	18	18	19	19	19
	REICHSTAEDTER Florian	C		1:08	2:08	3:05	3:25	4:05	4:20	
20	KOSMATOPOULOS Andreas	S	GRE	13	13	21	21	20	20	20
	PAPADOPOULOS Andreas	C		1:17	1:59	3:24	3:52	4:12	4:26	
21	MATSUNAGA Tetsuya	S	JPN	16	16	23	22	22	21	21
	UENO Taro	C		1:31	2:09	3:35	4:01	4:18	4:30	



INDIVIDUAL RACE RESULTS WITH MARK ROUNDING

带绕标记录的单轮成绩 / RÉSULTATS DE COURSE INDIVIDUELLE AVEC PASSAGES AUX MARQUES

	Marks						
	Start	1	4	1	2	3	Finish
Wind Direction:	160						
Wind Speed(kts):	5						
Elapsed time of first boat:		11:30	19:29	30:53	35:50	45:41	47:18

Rank	Name	Pos	NOC Code	Marks					Finish	Race Points
				1	4	1	2	3		
1	FANTELA Sime	S	CRO	1	1	1	1	1	1	1
	MARENIC Igor	C		0:00	0:00	0:00	0:00	0:00	0:00	
2	COSTER Sven	S	NED	2	2	2	2	2	2	2
	COSTER Kalle	C		0:06	0:10	0:12	0:13	0:07	0:08	
3	ROGERS Nick	S	GBR	19	16	3	3	3	3	3
	GLANFIELD Joe	C		1:48	1:38	0:33	0:29	0:35	0:34	
4	MATSUNAGA Tetsuya	S	JPN	3	3	5	5	4	4	4
	UENO Taro	C		0:34	0:32	0:52	0:53	1:16	1:14	
5	ZANDONA' Gabrio	S	ITA	8	6	4	4	5	5	5
	TRANI Andrea	C		1:00	0:49	0:45	0:46	1:18	1:24	
6	DAHLBERG Anton	S	SWE	11	11	9	9	6	6	6
	OSTLING Sebastian	C		1:12	1:19	1:35	1:27	1:24	1:29	
7	EVANS Carl	S	NZL	18	19	6	6	7	7	7
	BURLING Peter	C		1:42	1:45	1:01	1:01	1:28	1:34	
8	HMEJAK Karlo	S	SLO	4	8	7	7	8	8	8
	NEVECNY Mitja	C		0:38	0:57	1:14	1:10	1:33	1:39	
9	CONTE Javier	S	ARG	20	20	8	8	9	9	9
	de la FUENTE Juan Maria	C		1:49	1:48	1:29	1:19	1:41	1:45	
10	WILMOT Nathan	S	AUS	7	4	11	11	10	10	10
	PAGE Malcolm	C		0:56	0:36	1:49	1:47	1:54	1:48	
11	SCHMID Matthias	S	AUT	21	14	10	10	11	11	11
	REICHSTAEDTER Florian	C		1:52	1:33	1:42	1:43	2:05	2:04	
12	KLIGER Gideon	S	ISR	17	18	12	12	12	12	12
	GAL Udi	C		1:38	1:41	1:58	1:52	2:15	2:14	
13	SILVA Fabio	S	BRA	5	5	14	14	13	13	13
	ALBRECHT Samuel	C		0:42	0:41	2:02	2:06	2:19	2:19	
14	MARINHO Alvaro	S	POR	13	17	17	17	14	14	14
	NUNES Miguel	C		1:24	1:40	2:43	2:27	2:23	2:26	
15	PIASECKI Patryk	S	POL	6	7	16	16	15	15	15
	ZIEMINSKI Kacper	C		0:53	0:53	2:32	2:22	2:38	2:35	
16	LOCAS Stephane	S	CAN	15	12	19	19	17	16	16
	BONE Oliver	C		1:29	1:21	3:04	2:51	2:44	2:44	
17	SHEREMETYEY Mikhail	S	RUS	9	10	13	13	16	17	17
	SHEREMETYEY Maxim	C		1:03	1:15	1:59	2:01	2:40	2:54	
18	BARREIROS Onan	S	ESP	16	15	18	18	18	18	18
	SARMIENTO Aaron	C		1:31	1:35	2:49	2:38	2:50	2:58	
19	ETTER Tobias	S	SUI	10	9	15	15	19	19	19
	STEIGER Felix	C		1:07	1:03	2:12	2:14	3:02	3:10	
20	CHARBONNIER Nicolas	S	FRA	22	22	20	21	20	20	20
	BAUSSET Olivier	C		2:02	2:08	3:07	3:05	3:13	3:23	
21	LINDGREN Niklas	S	FIN	12	13	21	20	21	21	21
	ELOMAA Heikki	C		1:21	1:30	3:12	2:56	3:23	3:30	



INDIVIDUAL RACE RESULTS WITH MARK ROUNDING

带绕标记录的单轮成绩 / RÉSULTATS DE COURSE INDIVIDUELLE AVEC PASSAGES AUX MARQUES

Rank	Name	Pos	NOC Code	Marks					Finish	Race Points
				1	4	1	2	3		
22	CINAR Deniz	S	TUR	14	21	22	22	22	22	22
	CINAR Ates	C		1:27	1:49	3:25	3:14	3:27	3:35	
23	McNAY Stuart	S	USA	25	25	26	26	23	23	23
	BIEHL Graham	C		2:24	2:24	4:01	3:45	3:57	4:03	
24	OWENS Ger	S	IRL	28	26	27	27	24	24	24
	LAWTON Philip	C		2:46	2:28	4:19	3:53	4:03	4:10	
25	YOON Cheul	S	KOR	26	27	23	23	25	25	25
	KIM Hyeongtae	C		2:29	2:30	3:40	3:25	4:06	4:17	
26	XU Yuan Zhen	S	SIN	27	29	25	25	27	26	26
	KOH Terence	C		2:35	2:44	3:58	3:38	4:14	4:25	
27	DESUKEVICH Sergei	S	BLR	24	24	24	24	28	27	27
	LOGUNOV Pavel	C		2:17	2:18	3:42	3:33	4:18	4:39	
28	WANG Weidong	S	CHN	29	28	28	28	26	28	28
	DENG Daokun	C		2:49	2:43	4:26	4:05	4:11	4:44	
29	KOSMATOPOULOS Andreas	S	GRE	23	23	29	29	29	29	29
	PAPADOPOULOS Andreas	C		2:04	2:12	4:31	4:23	4:22	4:45	

Other information:

Course:	Trapezoid Inner (I1)
Temperature:	27 C
Humidity:	81%
Conditions:	Partly cloudy

Note:

- (1) A dash in a mark rounding column indicates that the boat's position was not recorded at that mark.
- (2) Times shown under NOC are times behind the leader.

Legend:

C Crew S Skipper



INDIVIDUAL RACE RESULTS WITH MARK ROUNDING

带绕标记录的单轮成绩 / RÉSULTATS DE COURSE INDIVIDUELLE AVEC PASSAGES AUX MARQUES

	Marks				
	Start	1	4	1	Finish
Wind Direction:	295	295	295	295	295
Wind Speed(kts):	10	8	8	8	9
Elapsed time of first boat:		8:57	15:19	22:24	28:33

Rank	Name	Pos	NOC Code	Marks				Race Points
				1	4	1	Finish	
1	WILMOT Nathan	S	AUS	1	1	1	1	2
	PAGE Malcolm	C		0:00	0:00	0:00	0:00	
2	MATSUNAGA Tetsuya	S	JPN	4	5	3	2	4
	UENO Taro	C		0:29	0:13	0:15	0:05	
3	ROGERS Nick	S	GBR	9	6	4	3	6
	GLANFIELD Joe	C		0:49	0:18	0:21	0:06	
4	BARREIROS Onan	S	ESP	3	4	2	4	8
	SARMIENTO Aaron	C		0:20	0:10	0:08	0:09	
5	ZANDONA' Gabrio	S	ITA	6	7	5	5	10
	TRANI Andrea	C		0:39	0:21	0:35	0:17	
6	CHARBONNIER Nicolas	S	FRA	2	2	6	6	12
	BAUSSET Olivier	C		0:12	0:05	0:40	0:18	
7	COSTER Sven	S	NED	10	10	9	7	14
	COSTER Kalle	C		1:34	0:41	0:56	0:24	
8	FANTELA Sime	S	CRO	7	8	8	8	16
	MARENIC Igor	C		0:43	0:23	0:49	0:26	
9	CONTE Javier	S	ARG	5	3	7	9	18
	de la FUENTE Juan Maria	C		0:35	0:08	0:44	0:27	
10	MARINHO Alvaro	S	POR	8	9	10	10	20
	NUNES Miguel	C		0:45	0:25	1:07	0:32	

Other information:

Course:	Windward-Leeward 2 Laps (W2)
Temperature:	27 C
Humidity:	66%
Conditions:	Cloudy

Note:

- (1) A dash in a mark rounding column indicates that the boat's position was not recorded at that mark.
 (2) Times shown under NOC are times behind the leader.

Legend:

C Crew S Skipper



FLEET OVERALL As of 18 AUG 2008

轮后单项总成绩表 / CLASSEMENT GÉNÉRAL - APRÈS N COURSES

AFTER 11 RACES

Place	Name	Pos	NOC Code	Points per Race										Medal Race	Total Pts	Net Pts
				1	2	3	4	5	6	7	8	9	10			
1	RECHICHI Elise PARKINSON Tessa	S C	AUS	2	2	4	1	(9)	4	2	5	3	2	18	52	43
2	de KONING Marcelien BERKHOUT Lobke	S C	NED	3	1	9	5	2	2	10	7	4	(16)	10	69	53
3	OLIVEIRA Fernanda SWAN Isabel	S C	BRA	11	(16)	5	10	7	6	6	2	7	4	2	76	60
4	KORNECKI Nike BOUSKILA Vered	S C	ISR	8	13	1	2	8	(19)	3	1	11	15	4	85	66
5	CONTI Giulia MICOL Giovanna	S C	ITA	14	7	6	3	6	11	4	(19)	12	6	6	94	75
6	BASSADONE Christina CLARK Saskia	S C	GBR	(20) DSQ	8	3	4	15	13	8	3	15	5	8	102	82
7	SMIDOVA Lenka MRZILKOVA Lenka	S C	CZE	6	4	(12)	11	11	5	11	11	9	1	14	95	83
8	VOGL Sylvia FLATSCHER Carolina	S C	AUT	9	(20) DSQ	13	7	1	7	1	13	6	11	16	104	84
9	ROTHWEILER Stefanie KUSSATZ Vivien	S C	GER	7	6	11	9	5	12	(20) OCS	8	8	12	12	110	90
10	VIA DUFRESNE Natalia TUTZO Laia Lluisa	S C	ESP	4	5	2	6	13	10	13	(17)	2	17	20	109	92
11	PETITJEAN Ingrid LEMAITRE Gwendolyn	S C	FRA	1	11	16	8	(17)	9	9	9	13	9	-	102	85
12	CLARK Amanda MERGENTHALER Sara	S C	USA	12	12	10	14	4	(17)	7	6	17	7	-	106	89
13	DEKLEVA Vesna MAUCEC Klara	S C	SLO	(20) DSQ	3	8	16	12	3	15	18	14	3	-	112	92
14	KONDO Ai KAMATA Naoko	S C	JPN	13	(15)	14	15	14	1	12	10	1	13	-	108	93
15	TORGERSSON Therese SANTEN Vendela	S C	SWE	10	14	18	(20) DSQ	19	8	5	14	5	8	-	121	101
16	SESTO Maria Fernanda MONSEGUR Consuelo	S C	ARG	16	(18)	17	12	10	16	14	4	10	14	-	131	113
17	ROL Emmanuelle THILO Anne-Sophie	S C	SUI	15	9	7	13	3	15	(20) OCS	15	18	19	-	134	114
18	WEN Yimei YU Chunyan	S C	CHN	5	10	19	17	16	14	(20) OCS	12	16	10	-	139	119
19	TOH Liying ONG Deborah Huimin	S C	SIN	17	17	15	18	18	18	(20) OCS	16	19	18	-	176	156

Legend:

(x) Excluded score
OCS On the course side

C Crew
Pts points

DSQ Disqualification
S Skipper



FLEET OVERALL - PROGRESSIVE As of 18 AUG 2008
 名次汇总表 / CLASSEMENT GÉNÉRAL - EN COURS

Name	Pos	NOC Code	Overall Position (Rank) after each race										Medal
			1	2	3	4	5	6	7	8	9	10	
RECHICHI Elise	S	AUS	2	2	1	1	1	2	1	1	1	1	1
PARKINSON Tessa	C												
de KONING Marcelien	S	NED	3	1	3	3	2	1	2	2	2	2	2
BERKHOUT Lobke	C												
OLIVEIRA Fernanda	S	BRA	11	14	12	10	10	9	5	4	4	3	3
SWAN Isabel	C												
KORNECKI Nike	S	ISR	8	9	4	4	7	4	3	3	3	4	4
BOUSKILA Vered	C												
CONTI Giulia	S	ITA	14	8	7	5	4	5	8	6	7	7	5
MICOL Giovanna	C												
BASSADONE Christina	S	GBR	19	15	9	8	6	11	9	8	10	9	6
CLARK Saskia	C												
SMIDOVA Lenka	S	CZE	6	4	5	6	9	7	6	10	9	6	7
MRZILKOVA Lenka	C												
VOGL Sylvia	S	AUT	9	17	15	14	5	6	4	5	6	5	8
FLATSCHER Carolina	C												
ROTHWEILER Stefanie	S	GER	7	6	6	7	12	8	7	9	8	10	9
KUSSATZ Vivien	C												
VIA DUFRESNE Natalia	S	ESP	4	3	2	2	3	3	10	7	5	8	10
TUTZO Laia Lluisa	C												
PETITJEAN Ingrid	S	FRA	1	5	8	9	11	12	11	11	11	11	11
LEMAITRE Gwendolyn	C												
CLARK Amanda	S	USA	12	13	14	13	15	14	13	12	13	12	12
MERGENTHALER Sara	C												
DEKLEVA Vesna	S	SLO	18	10	10	12	13	10	12	13	14	13	13
MAUCEC Klara	C												
KONDO Ai	S	JPN	13	16	17	16	17	15	15	15	12	14	14
KAMATA Naoko	C												
TORGERSSON Therese	S	SWE	10	12	16	17	18	17	16	16	15	15	15
SANTEN Vendela	C												
SESTO Maria Fernanda	S	ARG	16	18	19	18	16	18	18	17	17	16	16
MONSEGUR Consuelo	C												
ROL Emmanuelle	S	SUI	15	11	11	11	8	13	14	14	16	17	17
THILO Anne-Sophie	C												
WEN Yimei	S	CHN	5	7	13	15	14	16	17	18	18	18	18
YU Chunyan	C												
TOH Liying	S	SIN	17	19	18	19	19	19	19	19	19	19	19
ONG Deborah Huimin	C												

Legend:

C

Crew

S

Skipper



INDIVIDUAL RACE RESULTS WITH MARK ROUNDING

带绕标记录的单轮成绩 / RÉSULTATS DE COURSE INDIVIDUELLE AVEC PASSAGES AUX MARQUES

	Marks						Finish
	Start	1	4	1	2	3	
Wind Direction:	95	95	95	95	95	95	95
Wind Speed(kts):	10	10	10	8	8	8	8
Elapsed time of first boat:		15:34	25:48	39:30	47:29	1:00:18	1:02:43

Rank	Name	Pos	NOC Code	Marks					Finish	Race Points
				1	4	1	2	3		
1	PETITJEAN Ingrid LEMAITRE Gwendolyn	S C	FRA	7 0:37	8 1:04	3 0:25	3 0:21	1 0:00	1 0:00	1
2	RECHICHI Elise PARKINSON Tessa	S C	AUS	3 0:16	7 1:02	1 0:00	1 0:00	2 0:07	2 0:07	2
3	de KONING Marcelien BERKHOUT Lobke	S C	NED	1 0:00	1 0:00	2 0:17	2 0:13	3 0:15	3 0:11	3
4	VIA DUFRESNE Natalia TUTZO Laia Lluisa	S C	ESP	6 0:34	4 0:52	4 0:29	4 0:28	4 0:18	4 0:13	4
5	WEN Yimei YU Chunyan	S C	CHN	4 0:27	2 0:42	5 0:32	5 0:35	6 0:27	5 0:19	5
6	SMIDOVA Lenka MRZILKOVA Lenka	S C	CZE	8 0:46	5 0:54	6 0:34	6 0:44	5 0:23	6 0:23	6
7	ROTHWEILER Stefanie KUSSATZ Vivien	S C	GER	15 1:22	16 1:36	11 1:12	12 1:31	7 0:56	7 0:47	7
8	KORNECKI Nike BOUSKILA Vered	S C	ISR	5 0:30	6 0:57	9 0:56	9 1:05	8 1:02	8 1:05	8
9	VOGL Sylvia FLATSCHER Carolina	S C	AUT	9 0:51	9 1:08	7 0:41	7 1:00	11 1:19	9 1:26	9
10	TORGERSSON Therese SANTEN Vendela	S C	SWE	2 0:11	3 0:46	8 0:51	8 1:03	10 1:13	11 1:39	10
11	OLIVEIRA Fernanda SWAN Isabel	S C	BRA	17 1:34	19 2:01	14 1:36	14 1:45	14 1:40	12 1:43	11
12	CLARK Amanda MERGENTHALER Sara	S C	USA	19 1:52	17 1:56	19 2:05	19 2:24	18 2:01	14 1:54	12
13	KONDO Ai KAMATA Naoko	S C	JPN	12 1:00	13 1:27	10 1:06	10 1:21	9 1:07	15 1:59	13
14	CONTI Giulia MICOL Giovanna	S C	ITA	18 1:49	18 1:58	18 1:59	18 2:20	19 2:07	16 2:04	14
15	ROL Emmanuelle THILO Anne-Sophie	S C	SUI	14 1:15	12 1:19	15 1:38	15 1:54	16 1:50	17 2:07	15
16	SESTO Maria Fernanda MONSEGUR Consuelo	S C	ARG	11 0:57	14 1:29	17 1:52	17 2:08	17 1:55	18 2:17	16
17	TOH Liying ONG Deborah Huimin	S C	SIN	13 1:06	10 1:13	16 1:44	16 2:00	15 1:44	19 2:24	17
-	BASSADONE Christina CLARK Saskia	S C	GBR	10 0:54	11 1:17	13 1:34	13 1:38	13 1:30	13 1:50	20 DSQ

NOTE: After protest, SLO and GBR scored DSQ in race 1.



INDIVIDUAL RACE RESULTS WITH MARK ROUNDING

带绕标记录的单轮成绩 / RÉSULTATS DE COURSE INDIVIDUELLE AVEC PASSAGES AUX MARQUES

	Marks						Finish
	Start	1	4	1	2	3	
Wind Direction:	95	95	95	95	95	95	95
Wind Speed(kts):	8	8	8	8	8	8	8
Elapsed time of first boat:		13:05	23:06	32:37	37:25	45:47	47:16

Rank	Name	Pos	NOC Code	Marks					Finish	Race Points
				1	4	1	2	3		
1	de KONING Marcelien BERKHOUT Lobke	S C	NED	6 0:25	2 0:02	1 0:00	1 0:00	1 0:00	1 0:00	1
2	RECHICHI Elise PARKINSON Tessa	S C	AUS	4 0:18	3 0:05	2 0:06	2 0:09	2 0:28	2 0:05	2
3	DEKLEVA Vesna MAUCEC Klara	S C	SLO	5 0:21	1 0:00	3 0:08	3 0:15	3 0:30	3 0:09	3
4	SMIDOVA Lenka MRZILKOVA Lenka	S C	CZE	10 0:37	11 0:31	11 0:39	11 0:54	4 0:48	4 0:30	4
5	VIA DUFRESNE Natalia TUTZO Laia Lluisa	S C	ESP	3 0:12	6 0:12	5 0:17	6 0:30	5 0:58	5 0:39	5
6	ROTHWEILER Stefanie KUSSATZ Vivien	S C	GER	13 0:46	5 0:11	6 0:21	5 0:27	6 1:08	6 0:53	6
7	CONTI Giulia MICOL Giovanna	S C	ITA	11 0:40	7 0:21	4 0:12	4 0:25	7 1:22	7 1:06	7
8	BASSADONE Christina CLARK Saskia	S C	GBR	2 0:06	9 0:24	7 0:24	8 0:36	10 1:32	8 1:17	8
9	ROL Emmanuelle THILO Anne-Sophie	S C	SUI	17 1:02	10 0:27	10 0:35	10 0:48	9 1:29	9 1:23	9
10	WEN Yimei YU Chunyan	S C	CHN	18 1:06	19 0:48	14 0:48	14 1:13	13 1:40	10 1:27	10
11	PETITJEAN Ingrid LEMAITRE Gwendolyn	S C	FRA	16 0:55	16 0:40	13 0:45	13 1:04	12 1:40	11 1:31	11
12	CLARK Amanda MERGENTHALER Sara	S C	USA	9 0:34	14 0:36	17 1:07	16 1:23	18 1:48	12 1:34	12
13	KORNECKI Nike BOUSKILA Vered	S C	ISR	19 1:10	18 0:46	16 0:58	17 1:26	15 1:43	13 1:37	13
14	TORGERSSON Therese SANTEN Vendela	S C	SWE	8 0:32	13 0:33	15 0:52	15 1:17	16 1:44	14 1:42	14
15	KONDO Ai KAMATA Naoko	S C	JPN	1 0:00	4 0:07	8 0:27	7 0:32	8 1:27	15 1:48	15
16	OLIVEIRA Fernanda SWAN Isabel	S C	BRA	12 0:42	8 0:23	9 0:31	9 0:43	14 1:41	16 1:50	16
17	TOH Liying ONG Deborah Huimin	S C	SIN	15 0:53	17 0:43	18 1:13	18 1:31	17 1:46	18 2:55	17
18	SESTO Maria Fernanda MONSEGUR Consuelo	S C	ARG	14 0:50	12 0:32	12 0:41	12 1:00	11 1:36	19 2:55	18

NOTE: After protest, AUT scored DSQ in race 2.



INDIVIDUAL RACE RESULTS WITH MARK ROUNDING

带绕标记录的单轮成绩 / RÉSULTATS DE COURSE INDIVIDUELLE AVEC PASSAGES AUX MARQUES

	Marks						
	Start	1	2	3	2	3	Finish
Wind Direction:	110						
Wind Speed(kts):	7						
Elapsed time of first boat:		13:01	17:17	25:59	41:43	53:01	54:54

Rank	Name	Pos	NOC Code	Marks					Finish	Race Points
				1	2	3	2	3		
1	KORNECKI Nike BOUSKILA Vered	S C	ISR	2	2	1	2	1	1	1
				0:05	0:05	0:00	0:11	0:00	0:00	
2	VIA DUFRESNE Natalia TUTZO Laia Lluisa	S C	ESP	1	1	2	1	2	2	2
				0:00	0:00	0:06	0:00	0:05	0:05	
3	BASSADONE Christina CLARK Saskia	S C	GBR	3	3	4	3	3	3	3
				0:14	0:13	0:36	0:17	0:23	0:28	
4	RECHICHI Elise PARKINSON Tessa	S C	AUS	4	4	3	4	4	4	4
				0:18	0:19	0:33	0:21	0:26	0:32	
5	OLIVEIRA Fernanda SWAN Isabel	S C	BRA	5	5	5	5	5	5	5
				0:25	0:37	0:56	0:28	0:46	0:44	
6	CONTI Giulia MICOL Giovanna	S C	ITA	6	6	6	6	6	6	6
				0:28	0:47	1:01	0:46	0:50	0:50	
7	ROL Emmanuelle THILO Anne-Sophie	S C	SUI	8	8	8	7	7	7	7
				0:32	0:58	1:13	0:57	0:58	1:00	
8	DEKLEVA Vesna MAUCEC Klara	S C	SLO	7	7	7	9	8	8	8
				0:29	0:49	1:06	1:15	1:32	1:26	
9	de KONING Marcelien BERKHOUT Lobke	S C	NED	13	15	17	10	9	9	9
				0:48	1:30	2:08	1:23	1:44	1:39	
10	CLARK Amanda MERGENTHALER Sara	S C	USA	10	9	9	8	11	10	10
				0:39	1:08	1:26	1:09	1:50	1:43	
11	ROTHWEILER Stefanie KUSSATZ Vivien	S C	GER	18	19	11	13	10	11	11
				1:07	1:42	1:41	1:46	1:46	1:46	
12	SMIDOVA Lenka MRZILKOVA Lenka	S C	CZE	14	11	10	11	12	12	12
				0:50	1:20	1:38	1:30	1:54	1:51	
13	VOGL Sylvia FLATSCHER Carolina	S C	AUT	15	12	12	12	13	13	13
				0:52	1:23	1:45	1:36	1:58	1:55	
14	KONDO Ai KAMATA Naoko	S C	JPN	9	10	13	14	14	14	14
				0:36	1:12	1:48	1:51	2:03	2:03	
15	TOH Liying ONG Deborah Huimin	S C	SIN	19	18	19	16	15	15	15
				1:16	1:39	2:14	2:00	2:24	2:21	
16	PETITJEAN Ingrid LEMAITRE Gwendolyn	S C	FRA	12	14	14	17	16	16	16
				0:45	1:28	1:56	2:08	2:27	2:25	
17	SESTO Maria Fernanda MONSEGUR Consuelo	S C	ARG	17	16	15	18	17	17	17
				1:02	1:32	1:58	2:14	2:35	2:30	
18	TORGERSSON Therese SANTEN Vendela	S C	SWE	11	13	18	15	18	18	18
				0:43	1:25	2:13	1:55	2:41	2:34	



INDIVIDUAL RACE RESULTS WITH MARK ROUNDING

带绕标记录的单轮成绩 / RÉSULTATS DE COURSE INDIVIDUELLE AVEC PASSAGES AUX MARQUES

	Start	Marks					Finish
		1	2	3	2	3	
Wind Direction:	110						
Wind Speed(kts):	7						
Elapsed time of first boat:		15:08	20:51	32:12	45:17	59:07	1:01:07

Rank	Name	Pos	NOC Code	Marks					Finish	Race Points
				1	2	3	2	3		
1	RECHICHI Elise PARKINSON Tessa	S C	AUS	1 0:00	1 0:00	1 0:00	1 0:00	1 0:00	1 0:00	1
2	KORNECKI Nike BOUSKILA Vered	S C	ISR	4 0:22	4 0:26	5 0:24	4 0:51	2 0:40	2 0:41	2
3	CONTI Giulia MICOL Giovanna	S C	ITA	2 0:08	2 0:17	2 0:09	3 0:36	3 0:49	3 0:46	3
4	BASSADONE Christina CLARK Saskia	S C	GBR	5 0:26	5 0:31	4 0:20	2 0:28	4 0:53	4 0:54	4
5	de KONING Marcelien BERKHOUT Lobke	S C	NED	3 0:17	3 0:23	3 0:17	5 0:54	5 0:57	5 1:01	5
6	VIA DUFRESNE Natalia TUTZO Laia Lluisa	S C	ESP	10 0:46	10 0:55	9 1:06	6 1:21	6 1:05	6 1:14	6
7	VOGL Sylvia FLATSCHER Carolina	S C	AUT	18 1:31	18 1:39	12 1:17	8 1:34	7 1:36	7 1:28	7
8	PETITJEAN Ingrid LEMAITRE Gwendolyn	S C	FRA	8 0:38	8 0:46	7 0:58	7 1:26	8 1:42	8 1:38	8
9	ROTHWEILER Stefanie KUSSATZ Vivien	S C	GER	16 1:19	16 1:29	16 1:39	12 2:09	9 1:49	9 1:45	9
10	OLIVEIRA Fernanda SWAN Isabel	S C	BRA	12 0:58	12 1:02	10 1:08	10 1:54	10 1:58	10 1:51	10
11	SMIDOVA Lenka MRZILKOVA Lenka	S C	CZE	15 1:11	15 1:25	11 1:12	9 1:50	11 2:07	11 1:56	11
12	SESTO Maria Fernanda MONSEGUR Consuelo	S C	ARG	7 0:32	7 0:43	8 1:01	13 2:14	12 2:10	12 2:00	12
13	ROL Emmanuelle THILO Anne-Sophie	S C	SUI	13 1:01	13 1:12	17 1:40	14 2:19	13 2:14	13 2:09	13
14	CLARK Amanda MERGENTHALER Sara	S C	USA	6 0:28	6 0:38	6 0:54	11 1:58	15 2:39	15 2:31	14
15	KONDO Ai KAMATA Naoko	S C	JPN	11 0:51	11 0:57	13 1:22	15 2:27	16 2:42	16 2:34	15
16	DEKLEVA Vesna MAUCEC Klara	S C	SLO	17 1:22	17 1:33	18 1:41	16 2:34	17 2:57	17 2:53	16
17	WEN Yimei YU Chunyan	S C	CHN	19 2:08	19 2:04	19 1:43	17 2:37	18 3:01	18 2:57	17
18	TOH Liying ONG Deborah Huimin	S C	SIN	9 0:43	9 0:51	14 1:27	19 2:55	19 3:20	19 3:21	18

NOTE: After protest, SWE scored DSQ in race 4.



INDIVIDUAL RACE RESULTS WITH MARK ROUNDING

带绕标记录的单轮成绩 / RÉSULTATS DE COURSE INDIVIDUELLE AVEC PASSAGES AUX MARQUES

	Marks						Finish
	Start	1	4	1	2	3	
Wind Direction:	120	115	115	125	125	120	120
Wind Speed(kts):	5	5	5	6	6	6	6
Elapsed time of first boat:		12:27	20:57	33:34	39:16	47:34	49:24

Rank	Name	Pos	NOC Code	Marks					Finish	Race Points
				1	4	1	2	3		
1	VOGL Sylvia	S	AUT	1	1	1	1	1	1	1
	FLATSCHER Carolina	C		0:00	0:00	0:00	0:00	0:00	0:00	
2	de KONING Marcelien	S	NED	2	2	2	2	2	2	2
	BERKHOUT Lobke	C		0:20	0:22	0:59	0:50	0:40	0:48	
3	ROL Emmanuelle	S	SUI	3	3	3	3	3	3	3
	THILO Anne-Sophie	C		0:43	0:45	1:03	0:58	0:53	0:56	
4	CLARK Amanda	S	USA	5	5	6	6	4	4	4
	MERGENTHALER Sara	C		1:26	1:13	1:52	1:44	1:21	1:25	
5	ROTHWEILER Stefanie	S	GER	6	6	5	5	5	5	5
	KUSSATZ Vivien	C		1:30	1:26	1:42	1:35	1:24	1:31	
6	CONTI Giulia	S	ITA	4	4	4	4	6	6	6
	MICOL Giovanna	C		1:10	1:08	1:31	1:25	1:32	1:39	
7	OLIVEIRA Fernanda	S	BRA	8	8	7	7	7	7	7
	SWAN Isabel	C		1:58	2:05	2:28	2:17	2:14	2:19	
8	KORNECKI Nike	S	ISR	7	7	8	8	8	8	8
	BOUSKILA Vered	C		1:39	1:37	2:31	2:24	2:20	2:24	
9	RECHICHI Elise	S	AUS	9	9	9	9	9	9	9
	PARKINSON Tessa	C		2:31	2:38	3:00	2:56	2:49	2:50	
10	SESTO Maria Fernanda	S	ARG	11	11	10	10	10	10	10
	MONSEGUR Consuelo	C		3:18	3:18	3:30	3:27	3:13	3:16	
11	SMIDOVA Lenka	S	CZE	10	10	11	11	11	11	11
	MRZILKOVA Lenka	C		2:47	2:59	3:57	3:51	3:25	3:25	
12	DEKLEVA Vesna	S	SLO	12	12	12	12	12	12	12
	MAUCEC Klara	C		3:29	3:38	4:41	4:38	4:42	4:56	
13	VIA DUFRESNE Natalia	S	ESP	13	13	13	13	13	13	13
	TUTZO Laia Lluisa	C		3:52	3:55	5:09	5:05	4:59	5:06	
14	KONDO Ai	S	JPN	19	19	15	15	14	14	14
	KAMATA Naoko	C		4:56	4:46	5:42	5:28	5:17	5:24	
15	BASSADONE Christina	S	GBR	16	14	14	14	15	15	15
	CLARK Saskia	C		4:12	4:06	5:28	5:16	5:27	5:30	
16	WEN Yimei	S	CHN	14	15	16	16	16	16	16
	YU Chunyan	C		3:55	4:10	5:44	5:43	5:53	6:00	
17	PETITJEAN Ingrid	S	FRA	18	17	18	17	17	17	17
	LEMAITRE Gwendolyn	C		4:34	4:23	5:54	5:51	6:29	6:31	
18	TOH Liying	S	SIN	15	18	19	19	18	18	18
	ONG Deborah Huimin	C		4:06	4:27	6:07	6:12	6:34	6:42	



INDIVIDUAL RACE RESULTS WITH MARK ROUNDING

带绕标记录的单轮成绩 / RÉSULTATS DE COURSE INDIVIDUELLE AVEC PASSAGES AUX MARQUES

	Start	Marks					Finish
		1	4	1	2	3	
Wind Direction:	130						
Wind Speed(kts):	5						
Elapsed time of first boat:		14:48	25:16	40:30	45:36	57:48	59:52

Rank	Name	Pos	NOC Code	Marks					Finish	Race Points
				1	4	1	2	3		
1	KONDO Ai KAMATA Naoko	S C	JPN	3 0:19	2 0:06	1 0:00	1 0:00	1 0:00	1 0:00	1
2	de KONING Marcelien BERKHOUT Lobke	S C	NED	8 1:02	8 1:22	2 0:26	2 0:25	2 0:03	2 0:12	2
3	DEKLEVA Vesna MAUCEC Klara	S C	SLO	15 1:36	11 1:31	3 0:38	3 0:32	3 0:15	3 0:22	3
4	RECHICHI Elise PARKINSON Tessa	S C	AUS	2 0:15	3 0:15	5 1:01	5 0:49	4 0:29	4 0:36	4
5	SMIDOVA Lenka MRZILKOVA Lenka	S C	CZE	6 0:48	4 0:34	4 0:43	4 0:39	5 0:33	5 0:47	5
6	OLIVEIRA Fernanda SWAN Isabel	S C	BRA	1 0:00	1 0:00	6 1:04	6 0:59	6 0:37	6 0:53	6
7	VOGL Sylvia FLATSCHER Carolina	S C	AUT	17 1:52	12 1:36	8 1:13	8 1:16	7 0:42	7 1:03	7
8	TORGERSSON Therese SANTEN Vendela	S C	SWE	18 2:08	16 1:51	7 1:09	7 1:11	8 0:45	8 1:09	8
9	PETITJEAN Ingrid LEMAITRE Gwendolyn	S C	FRA	5 0:38	6 0:58	9 1:17	9 1:20	9 0:53	9 1:15	9
10	VIA DUFRESNE Natalia TUTZO Laia Lluisa	S C	ESP	13 1:29	9 1:23	10 1:22	10 1:31	10 1:10	10 1:29	10
11	CONTI Giulia MICOL Giovanna	S C	ITA	4 0:32	5 0:52	12 2:00	12 2:01	11 1:39	11 1:52	11
12	ROTHWEILER Stefanie KUSSATZ Vivien	S C	GER	11 1:21	10 1:24	11 1:56	11 1:48	12 1:45	12 1:58	12
13	BASSADONE Christina CLARK Saskia	S C	GBR	12 1:26	15 1:42	13 2:39	13 2:28	13 2:08	13 2:16	13
14	WEN Yimei YU Chunyan	S C	CHN	7 0:51	7 1:14	14 2:42	14 2:35	14 2:55	14 3:14	14
15	ROL Emmanuelle THILO Anne-Sophie	S C	SUI	9 1:14	17 1:53	15 3:20	15 3:20	15 3:55	15 4:15	15
16	SESTO Maria Fernanda MONSEGUR Consuelo	S C	ARG	14 1:33	14 1:41	16 3:38	16 3:27	16 4:08	16 4:29	16
17	CLARK Amanda MERGENTHALER Sara	S C	USA	19 2:48	19 2:43	18 4:26	18 4:23	17 4:45	17 5:12	17
18	TOH Liying ONG Deborah Huimin	S C	SIN	10 1:18	13 1:37	17 3:52	17 3:51	18 5:21	18 5:59	18



INDIVIDUAL RACE RESULTS WITH MARK ROUNDING

带绕标记录的单轮成绩 / RÉSULTATS DE COURSE INDIVIDUELLE AVEC PASSAGES AUX MARQUES

	Marks						Finish
	Start	1	2	3	2	3	
Wind Direction:	10	10	15	15	15	25	25
Wind Speed(kts):	11	11	11	11	11	9	9
Elapsed time of first boat:		16:10	21:36	35:47	55:33	1:02:49	1:03:48

Rank	Name	Pos	NOC Code	Marks					Finish	Race Points
				1	2	3	2	3		
1	VOGL Sylvia	S	AUT	6	5	6	1	1	1	1
	FLATSCHER Carolina	C		0:25	0:52	0:49	0:00	0:00	0:00	
2	RECHICHI Elise	S	AUS	12	10	8	2	2	2	2
	PARKINSON Tessa	C		1:18	1:16	1:04	0:09	0:13	0:07	
3	KORNECKI Nike	S	ISR	1	1	1	3	3	3	3
	BOUSKILA Vered	C		0:00	0:00	0:00	0:16	0:24	0:19	
4	CONTI Giulia	S	ITA	5	4	4	5	4	4	4
	MICOL Giovanna	C		0:24	0:43	0:33	0:29	0:36	0:26	
5	TORGERSSON Therese	S	SWE	16	13	12	4	5	5	5
	SANTEN Vendela	C		1:44	1:50	1:44	0:26	0:38	0:30	
6	OLIVEIRA Fernanda	S	BRA	2	3	2	6	6	6	6
	SWAN Isabel	C		0:05	0:12	0:07	0:34	0:42	0:35	
7	CLARK Amanda	S	USA	7	6	5	8	7	7	7
	MERGENTHALER Sara	C		0:27	0:55	0:43	0:51	0:48	0:47	
8	BASSADONE Christina	S	GBR	8	8	10	10	9	8	8
	CLARK Saskia	C		0:33	1:03	1:36	1:00	0:57	0:54	
9	PETITJEAN Ingrid	S	FRA	17	14	13	11	10	9	9
	LEMAITRE Gwendolyn	C		1:49	1:55	1:51	1:04	1:02	1:00	
10	de KONING Marcelien	S	NED	9	7	9	7	8	10	10
	BERKHOUT Lobke	C		0:38	1:01	1:08	0:43	0:51	1:05	
11	SMIDOVA Lenka	S	CZE	13	11	7	9	11	11	11
	MRZILKOVA Lenka	C		1:31	1:33	0:55	0:55	1:05	1:07	
12	KONDO Ai	S	JPN	15	12	11	13	12	12	12
	KAMATA Naoko	C		1:43	1:41	1:40	1:18	1:08	1:11	
13	VIA DUFRESNE Natalia	S	ESP	3	2	3	12	13	13	13
	TUTZO Laia Lluisa	C		0:08	0:08	0:17	1:11	1:23	1:22	
14	SESTO Maria Fernanda	S	ARG	10	9	14	14	14	14	14
	MONSEGUR Consuelo	C		0:51	1:07	1:55	2:45	1:35	1:24	
15	DEKLEVA Vesna	S	SLO	19	15	15	15	15	15	15
	MAUCEC Klara	C		2:39	2:52	2:46	3:48	3:55	3:56	
-	WEN Yimei	S	CHN	18	-	-	-	-	-	20
	YU Chunyan	C		1:58						OCS
-	ROTHWEILER Stefanie	S	GER	14	-	-	-	-	-	20
	KUSSATZ Vivien	C		1:34						OCS
-	TOH Liying	S	SIN	11	-	-	-	-	-	20
	ONG Deborah Huimin	C		1:00						OCS



INDIVIDUAL RACE RESULTS WITH MARK ROUNDING

带绕标记录的单轮成绩 / RÉSULTATS DE COURSE INDIVIDUELLE AVEC PASSAGES AUX MARQUES

	Marks						Finish
	Start	1	2	3	2	3	
Wind Direction:	15	15	15	15	15	15	15
Wind Speed(kts):	11	11	11	11	11	11	11
Elapsed time of first boat:		10:49	14:04	21:19	31:21	38:06	38:56

Rank	Name	Pos	NOC Code	Marks					Finish	Race Points
				1	2	3	2	3		
1	KORNECKI Nike BOUSKILA Vered	S C	ISR	3 0:13	3 0:27	3 0:26	1 0:00	1 0:00	1 0:00	1
2	OLIVEIRA Fernanda SWAN Isabel	S C	BRA	1 0:00	1 0:00	1 0:00	2 0:07	2 0:17	2 0:15	2
3	BASSADONE Christina CLARK Saskia	S C	GBR	2 0:08	2 0:14	2 0:15	3 0:18	4 0:34	3 0:34	3
4	SESTO Maria Fernanda MONSEGUR Consuelo	S C	ARG	5 0:19	6 0:43	5 0:43	5 0:36	5 0:37	4 0:38	4
5	RECHICHI Elise PARKINSON Tessa	S C	AUS	9 0:28	7 0:47	7 0:55	4 0:28	3 0:31	5 0:43	5
6	CLARK Amanda MERGENTHALER Sara	S C	USA	14 0:51	14 1:20	9 1:03	7 1:03	6 0:56	6 0:49	6
7	de KONING Marcelien BERKHOUT Lobke	S C	NED	8 0:26	8 0:50	10 1:06	8 1:05	8 1:14	7 1:06	7
8	ROTHWEILER Stefanie KUSSATZ Vivien	S C	GER	4 0:17	4 0:29	4 0:39	6 1:00	7 1:10	8 1:09	8
9	PETITJEAN Ingrid LEMAITRE Gwendolyn	S C	FRA	6 0:23	5 0:39	8 0:59	9 1:15	9 1:24	9 1:22	9
10	KONDO Ai KAMATA Naoko	S C	JPN	11 0:33	11 0:58	13 1:38	12 1:27	10 1:26	10 1:26	10
11	SMIDOVA Lenka MRZILKOVA Lenka	S C	CZE	7 0:25	9 0:55	6 0:48	11 1:23	11 1:33	11 1:34	11
12	WEN Yimei YU Chunyan	S C	CHN	10 0:30	10 0:56	12 1:33	10 1:18	13 1:43	12 1:40	12
13	VOGL Sylvia FLATSCHER Carolina	S C	AUT	15 1:00	15 1:31	11 1:25	13 1:34	12 1:37	13 1:45	13
14	TORGERSSON Therese SANTEN Vendela	S C	SWE	13 0:38	12 1:00	14 1:41	15 1:52	14 1:47	14 1:48	14
15	ROL Emmanuelle THILO Anne-Sophie	S C	SUI	16 1:39	18 2:09	17 1:59	16 2:07	16 2:13	15 2:09	15
16	TOH Liying ONG Deborah Huimin	S C	SIN	12 0:34	13 1:13	15 1:50	14 1:45	15 2:11	16 2:17	16
17	VIA DUFRESNE Natalia TUTZO Laia Lluisa	S C	ESP	17 1:47	16 2:00	18 2:07	17 2:15	17 2:24	17 2:26	17
18	DEKLEVA Vesna MAUCEC Klara	S C	SLO	18 1:59	17 2:04	16 1:53	18 2:20	18 2:27	18 2:28	18



QINGDAO OLYMPIC SAILING CENTRE
青岛奥林匹克帆船中心
COV DE QINGDAO

FRI 星期五 VEN
15 AUG 2008
17:43

SAILING
帆船 / VOILE

470 WOMEN
女子双人艇-470级 / 470 - FEMMES

RACE 8
第08轮 / COURSE 8



INDIVIDUAL RACE RESULTS WITH MARK ROUNDING

带绕标记录的单轮成绩 / RÉSULTATS DE COURSE INDIVIDUELLE AVEC PASSAGES AUX MARQUES

Rank	Name	Pos	NOC Code	Marks					Finish	Race Points
				1	2	3	2	3		
19	CONTI Giulia	S	ITA	19	19	19	19	19	19	19
	MICOL Giovanna	C		2:37	2:40	2:37	2:37	2:39	2:39	

Other information:

Course:	Trapezoid Outer (O1)
Temperature:	28 C
Humidity:	55%
Conditions:	Cloudy

Note:

- (1) A dash in a mark rounding column indicates that the boat's position was not recorded at that mark.
- (2) Times shown under NOC are times behind the leader.

Legend:

C Crew S Skipper



INDIVIDUAL RACE RESULTS WITH MARK ROUNDING

带绕标记录的单轮成绩 / RÉSULTATS DE COURSE INDIVIDUELLE AVEC PASSAGES AUX MARQUES

	Marks						
	Start	1	2	3	2	3	Finish
Wind Direction:	130	130	130	130	130	130	130
Wind Speed(kts):	8	8	8	8	8	8	8
Elapsed time of first boat:		15:58	21:00	31:09	49:36	58:32	59:59

Rank	Name	Pos	NOC Code	Marks					Finish	Race Points
				1	2	3	2	3		
1	KONDO Ai	S	JPN	1	1	1	1	1	1	1
	KAMATA Naoko	C		0:00	0:00	0:00	0:00	0:00	0:00	
2	VIA DUFRESNE Natalia	S	ESP	3	3	3	2	2	2	2
	TUTZO Laia Lluisa	C		0:30	0:47	0:50	0:52	0:55	0:50	
3	RECHICHI Elise	S	AUS	2	2	2	3	3	3	3
	PARKINSON Tessa	C		0:17	0:27	0:27	1:02	1:11	1:03	
4	de KONING Marcelien	S	NED	8	8	8	4	4	4	4
	BERKHOUT Lobke	C		1:17	1:30	1:23	1:23	1:27	1:23	
5	TORGERSSON Therese	S	SWE	5	4	4	5	5	5	5
	SANTEN Vendela	C		0:41	0:56	0:52	1:35	1:34	1:28	
6	VOGL Sylvia	S	AUT	7	7	6	7	6	6	6
	FLATSCHER Carolina	C		0:50	1:11	1:11	2:05	1:54	1:49	
7	OLIVEIRA Fernanda	S	BRA	6	5	5	6	7	7	7
	SWAN Isabel	C		0:47	1:00	0:56	1:54	1:57	1:55	
8	ROTHWEILER Stefanie	S	GER	17	17	16	11	8	8	8
	KUSSATZ Vivien	C		2:34	2:50	2:57	2:36	2:01	1:58	
9	SMIDOVA Lenka	S	CZE	9	9	9	12	9	9	9
	MRZILKOVA Lenka	C		1:19	1:36	1:29	2:58	2:12	2:05	
10	SESTO Maria Fernanda	S	ARG	4	6	7	10	10	10	10
	MONSEGUR Consuelo	C		0:39	1:07	1:15	2:30	2:19	2:21	
11	KORNECKI Nike	S	ISR	16	15	14	8	11	11	11
	BOUSKILA Vered	C		2:21	2:40	2:25	2:19	2:22	2:24	
12	CONTI Giulia	S	ITA	10	10	10	9	12	12	12
	MICOL Giovanna	C		1:24	1:51	1:52	2:23	2:34	2:31	
13	PETITJEAN Ingrid	S	FRA	11	11	11	13	13	13	13
	LEMAITRE Gwendolyn	C		1:30	1:59	2:04	3:23	3:19	3:19	
14	DEKLEVA Vesna	S	SLO	14	14	15	15	14	14	14
	MAUCEC Klara	C		2:11	2:26	2:48	3:46	3:31	3:31	
15	BASSADONE Christina	S	GBR	13	13	13	16	15	15	15
	CLARK Saskia	C		2:08	2:19	2:23	4:00	4:02	4:09	
16	WEN Yimei	S	CHN	12	12	12	14	16	16	16
	YU Chunyan	C		1:44	2:09	2:12	3:35	4:06	4:12	
17	CLARK Amanda	S	USA	19	19	19	18	17	17	17
	MERGENTHALER Sara	C		3:05	3:15	3:19	4:58	4:40	4:40	
18	ROL Emmanuelle	S	SUI	15	16	17	17	18	18	18
	THILO Anne-Sophie	C		2:20	2:44	3:04	4:34	4:48	4:47	



INDIVIDUAL RACE RESULTS WITH MARK ROUNDING

带绕标记录的单轮成绩 / RÉSULTATS DE COURSE INDIVIDUELLE AVEC PASSAGES AUX MARQUES

	Marks						Finish
	Start	1	2	3	2	3	
Wind Direction:	110	110	135	135	140	160	160
Wind Speed(kts):	5	5	5	5	5	5	5
Elapsed time of first boat:		20:16	25:41	34:49	56:12	1:07:36	1:09:09

Rank	Name	Pos	NOC Code	Marks					Finish	Race Points
				1	2	3	2	3		
1	SMIDOVA Lenka	S	CZE	2	2	1	3	1	1	1
	MRZILKOVA Lenka	C		0:06	0:08	0:00	0:25	0:00	0:00	
2	RECHICHI Elise	S	AUS	1	1	2	1	2	2	2
	PARKINSON Tessa	C		0:00	0:00	0:04	0:00	0:06	0:16	
3	DEKLEVA Vesna	S	SLO	9	9	9	4	3	3	3
	MAUCEC Klara	C		1:45	1:39	1:31	0:32	0:29	0:31	
4	OLIVEIRA Fernanda	S	BRA	4	4	4	2	4	4	4
	SWAN Isabel	C		0:50	0:51	0:41	0:16	0:32	0:36	
5	BASSADONE Christina	S	GBR	3	3	3	5	5	5	5
	CLARK Saskia	C		0:48	0:42	0:38	0:51	0:35	0:44	
6	CONTI Giulia	S	ITA	7	7	8	6	6	6	6
	MICOL Giovanna	C		1:17	1:29	1:04	1:11	1:13	1:10	
7	CLARK Amanda	S	USA	6	6	6	10	7	7	7
	MERGENTHALER Sara	C		1:03	1:18	0:54	1:56	1:31	1:33	
8	TORGERSSON Therese	S	SWE	13	12	13	8	8	8	8
	SANTEN Vendela	C		2:15	2:12	2:05	1:33	1:45	1:48	
9	PETITJEAN Ingrid	S	FRA	8	8	7	7	9	9	9
	LEMAITRE Gwendolyn	C		1:38	1:34	0:58	1:31	2:27	2:23	
10	WEN Yimei	S	CHN	11	11	14	11	10	10	10
	YU Chunyan	C		2:04	2:07	2:24	2:10	2:31	2:28	
11	VOGL Sylvia	S	AUT	16	14	12	9	11	11	11
	FLATSCHER Carolina	C		2:23	2:26	1:58	1:39	2:46	2:40	
12	ROTHWEILER Stefanie	S	GER	17	15	16	12	12	12	12
	KUSSATZ Vivien	C		2:35	2:33	2:33	2:38	2:57	2:51	
13	KONDO Ai	S	JPN	15	13	11	13	13	13	13
	KAMATA Naoko	C		2:20	2:19	1:42	3:05	3:04	2:57	
14	SESTO Maria Fernanda	S	ARG	10	10	10	16	14	14	14
	MONSEGUR Consuelo	C		1:58	1:58	1:34	3:39	3:12	3:10	
15	KORNECKI Nike	S	ISR	19	19	17	17	15	15	15
	BOUSKILA Vered	C		3:01	3:15	2:37	3:57	3:15	3:17	
16	de KONING Marcelien	S	NED	5	5	5	14	16	16	16
	BERKHOUT Lobke	C		1:02	1:06	0:47	3:16	3:39	3:34	
17	VIA DUFRESNE Natalia	S	ESP	14	16	15	15	17	17	17
	TUTZO Laia Lluisa	C		2:18	2:42	2:26	3:27	3:43	3:43	
18	TOH Liying	S	SIN	18	18	19	18	18	18	18
	ONG Deborah Huimin	C		2:48	3:04	3:03	5:04	4:28	4:46	



INDIVIDUAL RACE RESULTS WITH MARK ROUNDING

带绕标记录的单轮成绩 / RÉSULTATS DE COURSE INDIVIDUELLE AVEC PASSAGES AUX MARQUES

	Marks				
	Start	1	4	1	Finish
Wind Direction:	290				
Wind Speed(kts):	9				
Elapsed time of first boat:		7:14	14:39	20:23	28:34

Rank	Name	Pos	NOC Code	Marks				Race Points
				1	4	1	Finish	
1	OLIVEIRA Fernanda	S	BRA	2	2	1	1	2
	SWAN Isabel	C		0:03	0:08	0:00	0:00	
2	KORNECKI Nike	S	ISR	1	1	2	2	4
	BOUSKILA Vered	C		0:00	0:00	0:06	0:18	
3	CONTI Giulia	S	ITA	3	3	3	3	6
	MICOL Giovanna	C		0:14	0:21	0:29	0:34	
4	BASSADONE Christina	S	GBR	5	4	4	4	8
	CLARK Saskia	C		0:24	0:44	0:48	0:43	
5	de KONING Marcelien	S	NED	10	9	6	5	10
	BERKHOUT Lobke	C		0:47	0:59	0:54	0:52	
6	ROTHWEILER Stefanie	S	GER	6	6	5	6	12
	KUSSATZ Vivien	C		0:26	0:49	0:52	1:01	
7	SMIDOVA Lenka	S	CZE	7	5	9	7	14
	MRZILKOVA Lenka	C		0:31	0:48	1:03	1:03	
8	VOGL Sylvia	S	AUT	8	8	7	8	16
	FLATSCHER Carolina	C		0:34	0:52	0:58	1:05	
9	RECHICHI Elise	S	AUS	9	10	10	9	18
	PARKINSON Tessa	C		0:40	1:03	1:15	1:15	
10	VIA DUFRESNE Natalia	S	ESP	4	7	8	10	20
	TUTZO Laia Lluisa	C		0:16	0:51	1:01	1:40	

Other information:

Course:	Windward-Leeward 2 Laps (W2)
Temperature:	27 C
Humidity:	66%
Conditions:	Cloudy

Note:

- (1) A dash in a mark rounding column indicates that the boat's position was not recorded at that mark.
 (2) Times shown under NOC are times behind the leader.

Legend:

C Crew S Skipper



AFTER 13 RACES

Place	Name	Pos	NOC Code	Points per Race												Medal Race	Total Pts	Net Pts	
				1	2	3	4	5	6	7	8	9	10	11	12				
1	WARRER Jonas IBSEN Martin Kirketerp	S C	DEN	2	4	(10)	4	2	3	4	2	9	2	7	8	14		71	61
2	MARTINEZ de LIZARDUY Iker FERNANDEZ Xabier	S C	ESP	1	10	17	2	(20) OCS	5	7	10	3	4	1	2	2		84	64
3	PECKOLT Jan Peter PECKOLT Hannes	S C	GER	(15)	6	11	6	3	2	2	12	4	5	4	7	4		81	66
4	SIBELLO Pietro SIBELLO Gianfranco	S C	ITA	3	9	1	1	6	9	3	8	12	(17)	3	3	8		83	66
5	OUTTERIDGE Nathan AUSTIN Ben	S C	AUS	(20) DSQ	1	7	3	1	1	6	4	6	12	2	18	12		93	73
6	WADLOW Tim RAST Chris	S C	USA	5	14	15	(16)	5	10	1	1	1	3	8	4	22 DNF		105	89
7	FONSECA Andre DUARTE Rodrigo	S C	BRA	10	5	8	9	9	4	12	5	11	1	9	(13)	16		112	99
8	DELLE KARTH Nico Luca Marc RESCH Nikolaus	S C	AUT	9	2	(14)	8	13	7	5	7	7	13	5	1	22 DNF		113	99
9	MORRISON Stevie RHODES Ben	S C	GBR	4	3	5	14	14	15	(20) OCS	3	2	8	11	15	6		120	100
10	DYEN Emmanuel ROCHERIEUX Yann	S C	FRA	7	8	4	5	11	13	11	13	14	7	6	(17)	10		126	109
11	LIMA Jorge ANDRADE Francisco	S C	POR	12	7	9	11	4	(20) DNS	10	6	5	11	13	12	-		120	100
12	ISHIBASHI Akira MAKINO Yukio	S C	JPN	8	(17)	3	13	8	12	8	9	17	6	14	5	-		120	103
13	GUNDERSEN Christopher BOVIM Frode	S C	NOR	11	13	18	7	10	8	14	11	13	(19)	12	11	-		147	128
14	COOK Gordon REMOCKER Ben	S C	CAN	13	12	13	10	7	6	16	16	10	(18)	15	16	-		152	134



AFTER 13 RACES

Place	Name	Pos	NOC Code	Points per Race												Medal Race	Total Pts	Net Pts
				1	2	3	4	5	6	7	8	9	10	11	12			
15	LUKA Rodion	S	UKR	6	11	12	15	(20)	20	13	15	8	15	10	14	-	159	139
	LEONCHUK Georgii	C						DSQ	OCS									
16	CZAJKOWSKI Marcin	S	POL	18	15	6	12	15	14	18	18	16	9	(19)	6	-	166	147
	KIERKOWSKI Krzysztof	C																
17	KOSTOV Pavle	S	CRO	14	16	16	18	(20)	11	9	19	18	10	17	10	-	178	158
	CUPAC Petar	C						OCS										
18	LINDBERG Jonas	S	SWE	16	18	2	17	12	16	17	14	19	16	16	(20)	-	183	163
	TORLEN Karl	C												OCS				
19	LI Fei	S	CHN	17	(19)	19	19	16	17	15	17	15	14	18	9	-	195	176
	HU Xianqiang	C																

Legend:				
(x)	Excluded score	C	Crew	
DNF	Did not finish	DSQ	Disqualification	
Pts	points	S	Skipper	
			DNF	Did not finish
			OCS	On the course side



FLEET OVERALL - PROGRESSIVE As of 18 AUG 2008

名次汇总表 / CLASSEMENT GÉNÉRAL - EN COURS

Name	Pos	NOC Code	Overall Position (Rank) after each race												Medal
			1	2	3	4	5	6	7	8	9	10	11	12	
WARRER Jonas	S	DEN	2	1	3	2	3	2	2	1	2	1	1	1	1
IBSEN Martin Kirketerp	C														
MARTINEZ de LIZARDUY Iker	S	ESP	1	3	8	10	5	5	5	8	6	6	5	4	2
FERNANDEZ Xabier	C														
PECKOLT Jan Peter	S	GER	15	12	12	6	4	4	3	4	4	3	4	5	3
PECKOLT Hannes	C														
SIBELLO Pietro	S	ITA	3	5	2	1	1	3	4	3	3	4	3	2	4
SIBELLO Gianfranco	C														
OUTTERIDGE Nathan	S	AUS	19	8	7	3	2	1	1	2	1	2	2	3	5
AUSTIN Ben	C														
WADLOW Tim	S	USA	5	10	13	13	10	13	8	6	5	5	6	6	6
RAST Chris	C														
FONSECA Andre	S	BRA	10	6	5	5	6	7	7	5	9	9	9	8	7
DUARTE Rodrigo	C														
DELLE KARTH Nico Luca Marc	S	AUT	9	4	6	4	7	8	6	7	7	8	7	7	8
RESCH Nikolaus	C														
MORRISON Stevie	S	GBR	4	2	1	9	11	9	11	9	8	7	8	9	9
RHODES Ben	C														
DYEN Emmanuel	S	FRA	7	7	4	8	9	6	12	12	11	12	12	10	10
ROCHERIEUX Yann	C														
LIMA Jorge	S	POR	12	11	10	16	14	10	10	10	10	10	10	11	11
ANDRADE Francisco	C														
ISHIBASHI Akira	S	JPN	8	14	9	7	8	11	9	11	12	11	11	12	12
MAKINO Yukio	C														
GUNDERSEN Christopher	S	NOR	11	13	17	11	12	14	14	13	14	14	13	13	13
BOVIM Frode	C														
COOK Gordon	S	CAN	13	15	15	15	13	12	13	14	13	13	14	14	14
REMOCKER Ben	C														
LUKA Rodion	S	UKR	6	9	11	17	15	17	15	15	15	15	15	15	15
LEONCHUK Georgii	C														
CZAJKOWSKI Marcin	S	POL	18	17	16	12	17	15	16	16	17	17	16	16	16
KIERKOWSKI Krzysztof	C														
KOSTOV Pavle	S	CRO	14	16	18	19	18	18	17	17	18	16	17	17	17
CUPAC Petar	C														
LINDBERG Jonas	S	SWE	16	18	14	14	16	16	18	18	16	18	18	18	18
TORLEN Karl	C														
LI Fei	S	CHN	17	19	19	18	19	19	19	19	19	19	19	19	19
HU Xianqiang	C														

Legend:			
C	Crew	S	Skipper



INDIVIDUAL RACE RESULTS WITH MARK ROUNDING

带绕标记录的单轮成绩 / RÉSULTATS DE COURSE INDIVIDUELLE AVEC PASSAGES AUX MARQUES

	Marks				
	Start	1	4	1	Finish
Wind Direction:	110	106	105	110	110
Wind Speed(kts):	5	5	5	5	5
Elapsed time of first boat:		7:43	13:42	21:57	28:12

Rank	Name	Pos	NOC Code	Marks				Race Points
				1	4	1	Finish	
1	MARTINEZ de LIZARDUY Iker	S	ESP	4	3	3	1	1
	FERNANDEZ Xabier	C		0:17	0:34	0:19	0:00	
2	WARRER Jonas	S	DEN	1	1	1	2	2
	IBSEN Martin Kirketerp	C		0:00	0:00	0:00	0:08	
3	SIBELLO Pietro	S	ITA	2	2	2	3	3
	SIBELLO Gianfranco	C		0:05	0:23	0:09	0:08	
4	MORRISON Stevie	S	GBR	3	4	4	4	4
	RHODES Ben	C		0:14	0:47	0:29	0:15	
5	WADLOW Tim	S	USA	5	6	5	5	5
	RAST Chris	C		0:20	1:21	0:59	1:00	
6	LUKA Rodion	S	UKR	14	9	6	6	6
	LEONCHUK Georgii	C		0:54	1:52	1:03	1:07	
7	DYEN Emmanuel	S	FRA	6	5	7	7	7
	ROCHERIEUX Yann	C		0:28	1:16	1:06	1:17	
8	ISHIBASHI Akira	S	JPN	10	7	8	8	8
	MAKINO Yukio	C		0:44	1:30	1:15	1:20	
9	DELLE KARTH Nico Luca Marc	S	AUT	15	13	9	9	9
	RESCH Nikolaus	C		1:00	2:05	1:29	1:22	
10	FONSECA Andre	S	BRA	8	15	12	10	10
	DUARTE Rodrigo	C		0:38	2:12	1:43	1:35	
11	GUNDERSEN Christopher	S	NOR	7	10	13	11	11
	BOVIM Frode	C		0:35	1:56	1:47	1:38	
12	LIMA Jorge	S	POR	12	11	14	12	12
	ANDRADE Francisco	C		0:49	1:57	1:50	1:43	
13	COOK Gordon	S	CAN	16	12	15	13	13
	REMOCKER Ben	C		1:10	2:03	1:54	1:44	
14	KOSTOV Pavle	S	CRO	9	8	10	14	14
	CUPAC Petar	C		0:41	1:47	1:34	1:48	
15	PECKOLT Jan Peter	S	GER	13	14	11	16	15
	PECKOLT Hannes	C		0:52	2:09	1:41	1:49	
16	LINDBERG Jonas	S	SWE	19	18	16	17	16
	TORLEN Karl	C		1:39	2:27	1:57	1:53	
17	LI Fei	S	CHN	11	19	18	18	17
	HU Xianqiang	C		0:46	2:30	2:24	2:09	
18	CZAJKOWSKI Marcin	S	POL	18	17	19	19	18
	KIERKOWSKI Krzysztof	C		1:29	2:23	2:48	2:22	

NOTE: AUS DSQ in race 1 for breach of RRS 13.



INDIVIDUAL RACE RESULTS WITH MARK ROUNDING

带绕标记录的单轮成绩 / RÉSULTATS DE COURSE INDIVIDUELLE AVEC PASSAGES AUX MARQUES

	Marks				
	Start	1	4	1	Finish
Wind Direction:	110	110	110	110	110
Wind Speed(kts):	5	5	5	5	5
Elapsed time of first boat:		7:20	13:24	22:02	29:39

Rank	Name	Pos	NOC Code	Marks				Race Points
				1	4	1	Finish	
1	OUTTERIDGE Nathan	S	AUS	5	4	2	1	1
	AUSTIN Ben	C		0:14	0:20	0:11	0:00	
2	DELLE KARTH Nico Luca Marc	S	AUT	2	1	1	2	2
	RESCH Nikolaus	C		0:06	0:00	0:00	0:08	
3	MORRISON Stevie	S	GBR	1	2	3	3	3
	RHODES Ben	C		0:00	0:06	0:16	0:08	
4	WARRER Jonas	S	DEN	4	5	4	4	4
	IBSEN Martin Kirketerp	C		0:12	0:26	0:21	0:16	
5	FONSECA Andre	S	BRA	8	7	6	5	5
	DUARTE Rodrigo	C		0:28	0:50	0:39	0:46	
6	PECKOLT Jan Peter	S	GER	3	3	5	6	6
	PECKOLT Hannes	C		0:10	0:14	0:30	0:46	
7	LIMA Jorge	S	POR	11	6	7	7	7
	ANDRADE Francisco	C		0:35	0:47	0:55	1:14	
8	DYEN Emmanuel	S	FRA	10	14	10	8	8
	ROCHERIEUX Yann	C		0:33	1:32	1:13	1:22	
9	SIBELLO Pietro	S	ITA	6	8	9	9	9
	SIBELLO Gianfranco	C		0:22	0:53	1:11	1:40	
10	MARTINEZ de LIZARDUY Iker	S	ESP	16	9	8	10	10
	FERNANDEZ Xabier	C		0:47	0:58	1:08	1:46	
11	LUKA Rodion	S	UKR	12	16	11	11	11
	LEONCHUK Georgii	C		0:36	1:47	1:16	1:49	
12	COOK Gordon	S	CAN	9	12	12	12	12
	REMOCKER Ben	C		0:30	1:14	1:19	2:24	
13	GUNDERSEN Christopher	S	NOR	18	15	15	13	13
	BOVIM Frode	C		0:53	1:38	1:38	2:29	
14	WADLOW Tim	S	USA	13	18	13	14	14
	RAST Chris	C		0:40	1:52	1:21	2:31	
15	CZAJKOWSKI Marcin	S	POL	17	11	17	15	15
	KIERKOWSKI Krzysztof	C		0:49	1:11	2:12	2:40	
16	KOSTOV Pavle	S	CRO	14	13	14	16	16
	CUPAC Petar	C		0:42	1:26	1:33	2:43	
17	ISHIBASHI Akira	S	JPN	7	10	16	17	17
	MAKINO Yukio	C		0:24	1:01	1:41	2:54	
18	LINDBERG Jonas	S	SWE	15	17	18	18	18
	TORLEN Karl	C		0:45	1:51	2:38	2:56	



INDIVIDUAL RACE RESULTS WITH MARK ROUNDING

带绕标记录的单轮成绩 / RÉSULTATS DE COURSE INDIVIDUELLE AVEC PASSAGES AUX MARQUES

	Marks				
	Start	1	4	1	Finish
Wind Direction:	125	123	125	125	125
Wind Speed(kts):	6	6	6	6	6
Elapsed time of first boat:		12:14	19:03	25:12	29:53

Rank	Name	Pos	NOC Code	Marks				Race Points
				1	4	1	Finish	
1	SIBELLO Pietro	S	ITA	1	1	1	1	1
	SIBELLO Gianfranco	C		0:00	0:00	0:00	0:00	
2	LINDBERG Jonas	S	SWE	2	2	2	2	2
	TORLEN Karl	C		0:10	0:20	0:11	0:25	
3	ISHIBASHI Akira	S	JPN	6	3	3	3	3
	MAKINO Yukio	C		0:31	0:39	0:32	0:39	
4	DYEN Emmanuel	S	FRA	5	4	4	4	4
	ROCHERIEUX Yann	C		0:28	0:50	0:47	0:49	
5	MORRISON Stevie	S	GBR	8	8	5	5	5
	RHODES Ben	C		0:38	1:21	0:52	0:52	
6	CZAJKOWSKI Marcin	S	POL	4	5	6	6	6
	KIERKOWSKI Krzysztof	C		0:18	1:04	0:58	1:07	
7	OUTTERIDGE Nathan	S	AUS	9	7	7	7	7
	AUSTIN Ben	C		0:42	1:14	1:01	1:15	
8	FONSECA Andre	S	BRA	7	6	8	8	8
	DUARTE Rodrigo	C		0:34	1:08	1:11	1:31	
9	LIMA Jorge	S	POR	11	9	9	9	9
	ANDRADE Francisco	C		0:49	1:38	1:45	1:43	
10	WARRER Jonas	S	DEN	14	10	11	10	10
	IBSEN Martin Kirketerp	C		1:06	2:11	1:58	1:52	
11	PECKOLT Jan Peter	S	GER	3	12	10	11	11
	PECKOLT Hannes	C		0:14	2:31	1:51	1:56	
12	LUKA Rodion	S	UKR	12	11	12	12	12
	LEONCHUK Georgii	C		0:51	2:22	2:06	2:21	
13	COOK Gordon	S	CAN	10	14	14	13	13
	REMOCKER Ben	C		0:46	3:13	2:33	2:34	
14	DELLE KARTH Nico Luca Marc	S	AUT	19	16	15	14	14
	RESCH Nikolaus	C		1:58	3:31	3:04	2:46	
15	WADLOW Tim	S	USA	15	13	13	15	15
	RAST Chris	C		1:16	2:55	2:28	2:49	
16	KOSTOV Pavle	S	CRO	18	15	16	16	16
	CUPAC Petar	C		1:45	3:17	3:14	2:57	
17	MARTINEZ de LIZARDUY Iker	S	ESP	16	17	17	17	17
	FERNANDEZ Xabier	C		1:31	3:48	3:21	3:13	
18	GUNDERSEN Christopher	S	NOR	13	18	18	18	18
	BOVIM Frode	C		0:56	4:13	3:26	3:33	



INDIVIDUAL RACE RESULTS WITH MARK ROUNDING

带绕标记录的单轮成绩 / RÉSULTATS DE COURSE INDIVIDUELLE AVEC PASSAGES AUX MARQUES

	Marks				
	Start	1	4	1	Finish
Wind Direction:	105	105	105	105	100
Wind Speed(kts):	8	9	8	8	9
Elapsed time of first boat:		11:52	19:22	29:38	36:01

Rank	Name	Pos	NOC Code	Marks				Race Points
				1	4	1	Finish	
1	SIBELLO Pietro	S	ITA	1	1	1	1	1
	SIBELLO Gianfranco	C		0:00	0:00	0:00	0:00	
2	MARTINEZ de LIZARDUY Iker	S	ESP	3	3	2	2	2
	FERNANDEZ Xabier	C		0:31	0:34	0:33	0:28	
3	OUTTERIDGE Nathan	S	AUS	6	2	3	3	3
	AUSTIN Ben	C		0:44	0:19	0:37	0:40	
4	WARRER Jonas	S	DEN	2	4	4	4	4
	IBSEN Martin Kirketerp	C		0:29	0:38	0:42	1:07	
5	DYEN Emmanuel	S	FRA	5	7	6	5	5
	ROCHERIEUX Yann	C		0:40	1:03	1:50	1:08	
6	PECKOLT Jan Peter	S	GER	7	8	8	6	6
	PECKOLT Hannes	C		0:46	1:06	2:07	2:07	
7	GUNDERSEN Christopher	S	NOR	14	6	7	7	7
	BOVIM Frode	C		1:23	0:57	2:02	2:18	
8	DELLE KARTH Nico Luca Marc	S	AUT	8	9	10	8	8
	RESCH Nikolaus	C		0:54	1:16	2:27	2:31	
9	FONSECA Andre	S	BRA	4	5	5	9	9
	DUARTE Rodrigo	C		0:35	0:42	1:08	2:34	
10	COOK Gordon	S	CAN	16	16	11	10	10
	REMOCKER Ben	C		1:34	1:54	2:31	2:38	
11	LIMA Jorge	S	POR	15	11	9	11	11
	ANDRADE Francisco	C		1:26	1:31	2:09	2:46	
12	CZAJKOWSKI Marcin	S	POL	12	13	12	12	12
	KIERKOWSKI Krzysztof	C		1:10	1:40	2:49	2:53	
13	ISHIBASHI Akira	S	JPN	10	10	13	13	13
	MAKINO Yukio	C		1:02	1:29	2:50	3:06	
14	MORRISON Stevie	S	GBR	11	12	14	14	14
	RHODES Ben	C		1:04	1:36	2:56	3:12	
15	LUKA Rodion	S	UKR	9	14	15	15	15
	LEONCHUK Georgii	C		0:57	1:43	3:24	3:19	
16	WADLOW Tim	S	USA	13	15	16	16	16
	RAST Chris	C		1:12	1:47	3:28	3:38	
17	LINDBERG Jonas	S	SWE	17	17	17	17	17
	TORLEN Karl	C		1:46	2:01	3:43	3:46	
18	KOSTOV Pavle	S	CRO	18	19	18	18	18
	CUPAC Petar	C		2:17	2:37	4:09	4:04	



INDIVIDUAL RACE RESULTS WITH MARK ROUNDING
 带绕标记录的单轮成绩 / RÉSULTATS DE COURSE INDIVIDUELLE AVEC PASSAGES AUX MARQUES

	Marks				
	Start	1	4	1	Finish
Wind Direction:	95	95	90	105	95
Wind Speed(kts):	7	8	7	8	7
Elapsed time of first boat:		7:55	12:46	20:00	25:56

Rank	Name	Pos	NOC Code	Marks				Race Points
				1	4	1	Finish	
1	OUTTERIDGE Nathan AUSTIN Ben	S C	AUS	1 0:00	1 0:00	1 0:00	1 0:00	1
2	WARRER Jonas IBSEN Martin Kirketerp	S C	DEN	2 0:12	2 0:15	2 0:21	2 0:38	2
3	PECKOLT Jan Peter PECKOLT Hannes	S C	GER	3 0:25	3 0:29	3 0:39	3 1:18	3
4	LIMA Jorge ANDRADE Francisco	S C	POR	4 0:32	4 0:36	4 0:44	4 1:30	4
5	WADLOW Tim RAST Chris	S C	USA	5 0:36	5 0:51	5 1:13	5 1:50	5
6	SIBELLO Pietro SIBELLO Gianfranco	S C	ITA	11 0:56	9 1:35	6 1:40	6 2:03	6
7	COOK Gordon REMOCKER Ben	S C	CAN	6 0:42	6 1:10	7 1:54	7 2:35	7
8	ISHIBASHI Akira MAKINO Yukio	S C	JPN	10 0:53	10 1:53	10 2:26	9 3:18	8
9	FONSECA Andre DUARTE Rodrigo	S C	BRA	17 1:31	15 2:21	11 2:55	10 3:20	9
10	GUNDERSEN Christopher BOVIM Frode	S C	NOR	7 0:45	7 1:22	9 2:14	11 3:23	10
11	DYEN Emmanuel ROCHERIEUX Yann	S C	FRA	13 1:08	14 2:19	13 3:10	12 3:31	11
12	LINDBERG Jonas TORLEN Karl	S C	SWE	14 1:14	17 2:32	15 3:19	13 3:54	12
13	DELLE KARTH Nico Luca Marc RESCH Nikolaus	S C	AUT	9 0:51	12 2:10	14 3:17	14 4:10	13
14	MORRISON Stevie RHODES Ben	S C	GBR	12 1:02	11 2:06	12 3:09	15 4:13	14
15	CZAJKOWSKI Marcin KIERKOWSKI Krzysztof	S C	POL	15 1:18	16 2:28	16 3:39	16 4:37	15
16	LI Fei HU Xianqiang	S C	CHN	16 1:22	13 2:13	17 4:15	17 4:40	16
-	KOSTOV Pavle CUPAC Petar	S C	CRO	-	-	-	-	20 OCS
-	MARTINEZ de LIZARDUY Iker FERNANDEZ Xabier	S C	ESP	-	-	-	-	20 OCS

NOTE: After protest, UKR scored DSQ in race 5.



INDIVIDUAL RACE RESULTS WITH MARK ROUNDING

带绕标记录的单轮成绩 / RÉSULTATS DE COURSE INDIVIDUELLE AVEC PASSAGES AUX MARQUES

	Marks				
	Start	1	4	1	Finish
Wind Direction:	95	95	90	95	95
Wind Speed(kts):	8	8	7	8	7
Elapsed time of first boat:		7:41	12:30	19:29	24:37

Rank	Name	Pos	NOC Code	Marks				Race Points
				1	4	1	Finish	
1	OUTTERIDGE Nathan	S	AUS	1	1	1	1	1
	AUSTIN Ben	C		0:00	0:00	0:00	0:00	
2	PECKOLT Jan Peter	S	GER	2	2	2	2	2
	PECKOLT Hannes	C		0:08	0:17	0:29	0:33	
3	WARRER Jonas	S	DEN	3	4	3	3	3
	IBSEN Martin Kirketerp	C		0:11	0:39	0:53	1:05	
4	FONSECA Andre	S	BRA	4	3	4	4	4
	DUARTE Rodrigo	C		0:16	0:35	1:03	1:19	
5	MARTINEZ de LIZARDUY Iker	S	ESP	5	6	6	5	5
	FERNANDEZ Xabier	C		0:20	1:08	1:17	1:36	
6	COOK Gordon	S	CAN	7	5	5	6	6
	REMOCKER Ben	C		0:25	0:56	1:15	1:48	
7	DELLE KARTH Nico Luca Marc	S	AUT	12	10	7	7	7
	RESCH Nikolaus	C		0:48	1:28	1:43	2:05	
8	GUNDERSEN Christopher	S	NOR	8	7	8	8	8
	BOVIM Frode	C		0:27	1:15	1:44	2:24	
9	SIBELLO Pietro	S	ITA	11	8	10	9	9
	SIBELLO Gianfranco	C		0:41	1:21	2:00	2:44	
10	WADLOW Tim	S	USA	14	12	9	10	10
	RAST Chris	C		0:54	1:36	1:54	2:49	
11	KOSTOV Pavle	S	CRO	9	11	11	11	11
	CUPAC Petar	C		0:29	1:32	2:09	2:55	
12	ISHIBASHI Akira	S	JPN	17	13	12	12	12
	MAKINO Yukio	C		1:34	1:47	2:13	3:04	
13	DYEN Emmanuel	S	FRA	15	14	13	13	13
	ROCHERIEUX Yann	C		0:57	1:52	2:19	3:15	
14	CZAJKOWSKI Marcin	S	POL	13	17	17	14	14
	KIERKOWSKI Krzysztof	C		0:51	2:10	2:44	3:28	
15	MORRISON Stevie	S	GBR	10	16	16	15	15
	RHODES Ben	C		0:33	2:03	2:41	3:36	
16	LINDBERG Jonas	S	SWE	16	15	14	16	16
	TORLEN Karl	C		1:07	1:59	2:24	3:38	
17	LI Fei	S	CHN	6	9	15	17	17
	HU Xianqiang	C		0:23	1:25	2:37	3:40	
-	LIMA Jorge	S	POR	-	-	-	-	20
	ANDRADE Francisco	C						DNS



QINGDAO OLYMPIC SAILING CENTRE
青岛奥林匹克帆船中心
COV DE QINGDAO

MON 星期一 LUN
11 AUG 2008
14:41

SAILING
帆船 / VOILE

49ER
快速艇-49人级 / 49ER

RACE 6
第06轮 / COURSE 6



INDIVIDUAL RACE RESULTS WITH MARK ROUNDING

带绕标记录的单轮成绩 / RÉSULTATS DE COURSE INDIVIDUELLE AVEC PASSAGES AUX MARQUES

Rank	Name	Pos	NOC Code	Marks			Finish	Race Points
				1	4	1		
-	LUKA Rodion	S	UKR	-	-	-	-	20
	LEONCHUK Georgii	C						OCS

Other information:

Course:	Windward-Leeward 2 Laps (W2)
Temperature:	26 C
Humidity:	84%
Conditions:	Cloudy

Note:

- (1) A dash in a mark rounding column indicates that the boat's position was not recorded at that mark.
(2) Times shown under NOC are times behind the leader.

Legend:

C Crew
S Skipper
DNS Did not start
OCS On the course side



INDIVIDUAL RACE RESULTS WITH MARK ROUNDING

带绕标记录的单轮成绩 / RÉSULTATS DE COURSE INDIVIDUELLE AVEC PASSAGES AUX MARQUES

	Marks				
	Start	1	4	1	Finish
Wind Direction:	130				
Wind Speed(kts):	6				
Elapsed time of first boat:		12:38	19:09	33:10	38:36

Rank	Name	Pos	NOC Code	Marks				Race Points
				1	4	1	Finish	
1	WADLOW Tim	S	USA	1	1	1	1	1
	RAST Chris	C		0:00	0:00	0:00	0:00	
2	PECKOLT Jan Peter	S	GER	2	2	2	2	2
	PECKOLT Hannes	C		0:32	0:35	0:28	0:08	
3	SIBELLO Pietro	S	ITA	5	4	5	3	3
	SIBELLO Gianfranco	C		1:27	1:43	0:54	0:53	
4	WARRER Jonas	S	DEN	3	3	4	4	4
	IBSEN Martin Kirketerp	C		0:51	0:59	0:39	1:01	
5	DELLE KARTH Nico Luca Marc	S	AUT	4	5	3	5	5
	RESCH Nikolaus	C		1:14	1:44	0:30	1:07	
6	OUTTERIDGE Nathan	S	AUS	6	6	6	6	6
	AUSTIN Ben	C		1:41	2:00	1:11	1:25	
7	MARTINEZ de LIZARDUY Iker	S	ESP	7	7	7	7	7
	FERNANDEZ Xabier	C		2:05	2:38	1:24	1:34	
8	ISHIBASHI Akira	S	JPN	11	8	9	8	8
	MAKINO Yukio	C		2:39	2:54	1:46	1:47	
9	KOSTOV Pavle	S	CRO	8	10	8	9	9
	CUPAC Petar	C		2:20	3:09	1:41	1:52	
10	LIMA Jorge	S	POR	10	9	10	10	10
	ANDRADE Francisco	C		2:31	2:56	1:55	2:01	
11	DYEN Emmanuel	S	FRA	16	18	11	11	11
	ROCHERIEUX Yann	C		3:56	4:38	2:25	2:18	
12	FONSECA Andre	S	BRA	18	17	12	12	12
	DUARTE Rodrigo	C		4:21	4:30	2:48	2:30	
13	LUKA Rodion	S	UKR	13	13	13	13	13
	LEONCHUK Georgii	C		3:26	3:51	3:06	2:51	
14	GUNDERSEN Christopher	S	NOR	12	11	15	14	14
	BOVIM Frode	C		3:07	3:36	3:19	3:03	
15	LI Fei	S	CHN	15	15	14	15	15
	HU Xianqiang	C		3:50	4:14	3:15	3:19	
16	COOK Gordon	S	CAN	9	12	16	16	16
	REMOCKER Ben	C		2:29	3:46	3:37	3:28	
17	LINDBERG Jonas	S	SWE	14	14	17	17	17
	TORLEN Karl	C		3:40	3:58	3:40	3:32	
18	CZAJKOWSKI Marcin	S	POL	17	16	18	18	18
	KIERKOWSKI Krzysztof	C		4:10	4:24	4:59	4:48	



INDIVIDUAL RACE RESULTS WITH MARK ROUNDING

带绕标记录的单轮成绩 / RÉSULTATS DE COURSE INDIVIDUELLE AVEC PASSAGES AUX MARQUES

	Marks				
	Start	1	4	1	Finish
Wind Direction:	140	135	140	140	130
Wind Speed(kts):	3	3	4	6	6
Elapsed time of first boat:		7:23	12:18	26:35	33:39

Rank	Name	Pos	NOC Code	Marks				Race Points
				1	4	1	Finish	
1	WADLOW Tim	S	USA	4	4	1	1	1
	RAST Chris	C		0:31	0:29	0:00	0:00	
2	WARRER Jonas	S	DEN	2	2	2	2	2
	IBSEN Martin Kirketerp	C		0:12	0:14	0:07	0:05	
3	MORRISON Stevie	S	GBR	1	1	3	3	3
	RHODES Ben	C		0:00	0:00	0:16	0:09	
4	OUTTERIDGE Nathan	S	AUS	3	3	4	4	4
	AUSTIN Ben	C		0:19	0:22	0:52	0:52	
5	FONSECA Andre	S	BRA	14	11	5	5	5
	DUARTE Rodrigo	C		2:01	2:19	1:12	1:03	
6	LIMA Jorge	S	POR	10	10	10	6	6
	ANDRADE Francisco	C		1:33	2:17	1:53	1:07	
7	DELLE KARTH Nico Luca Marc	S	AUT	13	12	12	7	7
	RESCH Nikolaus	C		1:48	2:24	2:04	1:17	
8	SIBELLO Pietro	S	ITA	12	13	7	8	8
	SIBELLO Gianfranco	C		1:41	2:26	1:31	1:24	
9	ISHIBASHI Akira	S	JPN	7	8	6	9	9
	MAKINO Yukio	C		1:14	2:04	1:21	1:27	
10	MARTINEZ de LIZARDUY Iker	S	ESP	8	7	11	10	10
	FERNANDEZ Xabier	C		1:24	1:57	1:57	1:31	
11	GUNDERSEN Christopher	S	NOR	6	6	13	11	11
	BOVIM Frode	C		1:06	1:42	2:16	1:34	
12	PECKOLT Jan Peter	S	GER	11	14	8	12	12
	PECKOLT Hannes	C		1:36	2:28	1:38	1:38	
13	DYEN Emmanuel	S	FRA	9	9	15	13	13
	ROCHERIEUX Yann	C		1:27	2:13	2:40	1:51	
14	LINDBERG Jonas	S	SWE	5	5	9	14	14
	TORLEN Karl	C		0:52	1:32	1:43	1:56	
15	LUKA Rodion	S	UKR	15	15	14	15	15
	LEONCHUK Georgii	C		2:15	2:30	2:29	2:14	
16	COOK Gordon	S	CAN	17	16	16	16	16
	REMOCKER Ben	C		2:52	2:40	3:20	3:05	
17	LI Fei	S	CHN	18	18	17	17	17
	HU Xianqiang	C		2:55	3:22	3:33	3:35	
18	CZAJKOWSKI Marcin	S	POL	19	19	19	18	18
	KIERKOWSKI Krzysztof	C		3:33	3:35	4:09	3:47	



QINGDAO OLYMPIC SAILING CENTRE
青岛奥林匹克帆船中心
COV DE QINGDAO

WED 星期三 MER
13 AUG 2008
14:05

SAILING
帆船 / VOILE

49ER
快速艇-49人级 / 49ER

RACE 8
第08轮 / COURSE 8



INDIVIDUAL RACE RESULTS WITH MARK ROUNDING

带绕标记录的单轮成绩 / RÉSULTATS DE COURSE INDIVIDUELLE AVEC PASSAGES AUX MARQUES

Rank	Name	Pos	NOC Code	Marks				Race Points
				1	4	1	Finish	
19	KOSTOV Pavle	S	CRO	16	17	18	19	19
	CUPAC Petar	C		2:35	3:15	3:43	3:52	

Other information:

Course:	Windward-Leeward 2 Laps (W2)
Temperature:	27 C
Humidity:	83%
Conditions:	Cloudy

Note:

- (1) A dash in a mark rounding column indicates that the boat's position was not recorded at that mark.
- (2) Times shown under NOC are times behind the leader.

Legend:

C Crew S Skipper



INDIVIDUAL RACE RESULTS WITH MARK ROUNDING

带绕标记录的单轮成绩 / RÉSULTATS DE COURSE INDIVIDUELLE AVEC PASSAGES AUX MARQUES

	Marks				
	Start	1	4	1	Finish
Wind Direction:	130	130	130	130	135
Wind Speed(kts):	6	5	5	5	6
Elapsed time of first boat:		11:03	18:28	30:12	36:27

Rank	Name	Pos	NOC Code	Marks				Race Points
				1	4	1	Finish	
1	WADLOW Tim	S	USA	5	3	3	1	1
	RAST Chris	C		0:43	0:16	0:09	0:00	
2	MORRISON Stevie	S	GBR	7	7	1	2	2
	RHODES Ben	C		0:52	0:52	0:00	0:03	
3	MARTINEZ de LIZARDUY Iker	S	ESP	16	9	8	3	3
	FERNANDEZ Xabier	C		1:25	1:07	0:39	0:12	
4	PECKOLT Jan Peter	S	GER	1	5	5	4	4
	PECKOLT Hannes	C		0:00	0:23	0:20	0:17	
5	LIMA Jorge	S	POR	4	2	2	5	5
	ANDRADE Francisco	C		0:40	0:13	0:04	0:32	
6	OUTTERIDGE Nathan	S	AUS	2	4	6	6	6
	AUSTIN Ben	C		0:29	0:20	0:25	0:33	
7	DELLE KARTH Nico Luca Marc	S	AUT	3	1	4	7	7
	RESCH Nikolaus	C		0:33	0:00	0:14	0:35	
8	LUKA Rodion	S	UKR	12	16	11	8	8
	LEONCHUK Georgii	C		1:14	1:33	0:57	0:38	
9	WARRER Jonas	S	DEN	6	8	9	9	9
	IBSEN Martin Kirketerp	C		0:46	0:54	0:48	0:42	
10	COOK Gordon	S	CAN	9	6	7	10	10
	REMOCKER Ben	C		0:58	0:29	0:33	0:44	
11	FONSECA Andre	S	BRA	10	10	12	11	11
	DUARTE Rodrigo	C		1:04	1:10	1:04	1:00	
12	SIBELLO Pietro	S	ITA	14	13	10	12	12
	SIBELLO Gianfranco	C		1:19	1:25	0:53	1:06	
13	GUNDERSEN Christopher	S	NOR	15	18	14	13	13
	BOVIM Frode	C		1:22	1:42	1:17	1:10	
14	DYEN Emmanuel	S	FRA	11	12	15	14	14
	ROCHERIEUX Yann	C		1:12	1:19	1:32	1:13	
15	LI Fei	S	CHN	8	11	13	15	15
	HU Xianqiang	C		0:54	1:13	1:07	1:16	
16	CZAJKOWSKI Marcin	S	POL	18	17	16	16	16
	KIERKOWSKI Krzysztof	C		1:45	1:37	1:35	1:32	
17	ISHIBASHI Akira	S	JPN	17	14	17	17	17
	MAKINO Yukio	C		1:30	1:27	2:08	2:12	
18	KOSTOV Pavle	S	CRO	19	19	18	18	18
	CUPAC Petar	C		1:57	1:48	2:27	2:26	



INDIVIDUAL RACE RESULTS WITH MARK ROUNDING

带绕标记录的单轮成绩 / RÉSULTATS DE COURSE INDIVIDUELLE AVEC PASSAGES AUX MARQUES

	Marks				
	Start	1	4	1	Finish
Wind Direction:	330	330	330	90	90
Wind Speed(kts):	8	8	8	9	9
Elapsed time of first boat:		8:30	13:20		31:37

Rank	Name	Pos	NOC Code	Marks				Race Points
				1	4	1	Finish	
1	FONSECA Andre	S	BRA	6	6	4	1	1
	DUARTE Rodrigo	C		0:43	2:06		0:00	
2	WARRER Jonas	S	DEN	7	8	5	2	2
	IBSEN Martin Kirketerp	C		0:50	2:28		0:09	
3	WADLOW Tim	S	USA	8	11	8	3	3
	RAST Chris	C		0:55	2:49		1:03	
4	MARTINEZ de LIZARDUY Iker	S	ESP	5	3	3	4	4
	FERNANDEZ Xabier	C		0:33	1:18		1:20	
5	PECKOLT Jan Peter	S	GER	1	1	2	5	5
	PECKOLT Hannes	C		0:00	0:00		2:01	
6	ISHIBASHI Akira	S	JPN	2	2	1	6	6
	MAKINO Yukio	C		0:06	0:11		2:07	
7	DYEN Emmanuel	S	FRA	4	7	7	7	7
	ROCHERIEUX Yann	C		0:25	2:10		2:19	
8	MORRISON Stevie	S	GBR	9	10	9	8	8
	RHODES Ben	C		1:01	2:39		4:08	
9	CZAJKOWSKI Marcin	S	POL	13	18	13	9	9
	KIERKOWSKI Krzysztof	C		1:27	4:00		4:09	
10	KOSTOV Pavle	S	CRO	17	9	17	10	10
	CUPAC Petar	C		1:54	2:36		4:31	
11	LIMA Jorge	S	POR	11	14	11	11	11
	ANDRADE Francisco	C		1:11	3:18		4:54	
12	OUTTERIDGE Nathan	S	AUS	14	4	14	12	12
	AUSTIN Ben	C		1:31	1:43		5:06	
13	DELLE KARTH Nico Luca Marc	S	AUT	16	19	16	13	13
	RESCH Nikolaus	C		1:50	4:14		5:10	
14	LI Fei	S	CHN	19	16	19	14	14
	HU Xianqiang	C		2:35	3:48		6:11	
15	LUKA Rodion	S	UKR	3	5	6	15	15
	LEONCHUK Georgii	C		0:23	1:52		10:11	
16	LINDBERG Jonas	S	SWE	18	17	18	16	16
	TORLEN Karl	C		2:06	3:55		11:50	
17	SIBELLO Pietro	S	ITA	15	15	15	17	17
	SIBELLO Gianfranco	C		1:45	3:24		11:57	
18	COOK Gordon	S	CAN	12	13	12	18	18
	REMOCKER Ben	C		1:18	3:13		12:14	



INDIVIDUAL RACE RESULTS WITH MARK ROUNDING

带绕标记录的单轮成绩 / RÉSULTATS DE COURSE INDIVIDUELLE AVEC PASSAGES AUX MARQUES

	Marks				
	Start	1	4	1	Finish
Wind Direction:	130	130	130	130	130
Wind Speed(kts):	8	8	8	8	9
Elapsed time of first boat:		10:46	17:03	26:28	32:24

Rank	Name	Pos	NOC Code	Marks				Race Points
				1	4	1	Finish	
1	MARTINEZ de LIZARDUY Iker	S	ESP	3	1	1	1	1
	FERNANDEZ Xabier	C		0:32	0:00	0:00	0:00	
2	OUTTERIDGE Nathan	S	AUS	6	4	3	2	2
	AUSTIN Ben	C		0:55	0:22	0:26	0:34	
3	SIBELLO Pietro	S	ITA	1	2	2	3	3
	SIBELLO Gianfranco	C		0:00	0:05	0:14	0:35	
4	PECKOLT Jan Peter	S	GER	2	5	5	4	4
	PECKOLT Hannes	C		0:26	0:27	0:34	0:45	
5	DELLE KARTH Nico Luca Marc	S	AUT	5	3	4	5	5
	RESCH Nikolaus	C		0:49	0:17	0:30	0:54	
6	DYEN Emmanuel	S	FRA	8	6	6	6	6
	ROCHERIEUX Yann	C		1:04	0:50	1:10	1:42	
7	WARRER Jonas	S	DEN	4	7	7	7	7
	IBSEN Martin Kirketerp	C		0:36	1:05	1:49	2:08	
8	WADLOW Tim	S	USA	9	9	8	8	8
	RAST Chris	C		1:05	1:33	2:04	2:13	
9	FONSECA Andre	S	BRA	11	10	10	9	9
	DUARTE Rodrigo	C		1:15	1:59	2:27	2:36	
10	LUKA Rodion	S	UKR	7	8	9	10	10
	LEONCHUK Georgii	C		0:59	1:15	2:10	2:41	
11	MORRISON Stevie	S	GBR	13	12	11	11	11
	RHODES Ben	C		1:24	2:06	2:46	2:59	
12	GUNDERSEN Christopher	S	NOR	12	13	12	12	12
	BOVIM Frode	C		1:19	2:16	2:56	3:05	
13	LIMA Jorge	S	POR	10	11	13	13	13
	ANDRADE Francisco	C		1:08	2:02	3:05	3:33	
14	ISHIBASHI Akira	S	JPN	14	17	14	14	14
	MAKINO Yukio	C		1:34	3:18	3:36	4:22	
15	COOK Gordon	S	CAN	18	19	15	15	15
	REMOCKER Ben	C		2:07	3:27	3:41	4:35	
16	LINDBERG Jonas	S	SWE	19	15	18	16	16
	TORLEN Karl	C		2:11	2:59	4:06	4:54	
17	KOSTOV Pavle	S	CRO	15	16	16	17	17
	CUPAC Petar	C		1:38	3:04	3:46	5:06	
18	LI Fei	S	CHN	16	14	17	18	18
	HU Xianqiang	C		1:48	2:32	3:48	5:25	



QINGDAO OLYMPIC SAILING CENTRE
青岛奥林匹克帆船中心
COV DE QINGDAO

SAT 星期六 SAM
16 AUG 2008
13:22

SAILING
帆船 / VOILE

49ER
快速艇-49人级 / 49ER

RACE 11
第11轮 / COURSE 11



INDIVIDUAL RACE RESULTS WITH MARK ROUNDING

带绕标记录的单轮成绩 / RÉSULTATS DE COURSE INDIVIDUELLE AVEC PASSAGES AUX MARQUES

Rank	Name	Pos	NOC Code	Marks				Race Points
				1	4	1	Finish	
19	CZAJKOWSKI Marcin	S	POL	17	18	19	19	19
	KIERKOWSKI Krzysztof	C		2:02	3:21	4:41	5:29	

Other information:

Course:	Windward-Leeward 2 Laps (W2)
Temperature:	27 C
Humidity:	81%
Conditions:	Sunny

Note:

- (1) A dash in a mark rounding column indicates that the boat's position was not recorded at that mark.
- (2) Times shown under NOC are times behind the leader.

Legend:

C Crew S Skipper



INDIVIDUAL RACE RESULTS WITH MARK ROUNDING

带绕标记录的单轮成绩 / RÉSULTATS DE COURSE INDIVIDUELLE AVEC PASSAGES AUX MARQUES

	Marks				
	Start	1	4	1	Finish
Wind Direction:	155	155	155	155	155
Wind Speed(kts):	6	9	6	6	7
Elapsed time of first boat:		11:03	18:18	32:07	39:13

Rank	Name	Pos	NOC Code	Marks				Race Points
				1	4	1	Finish	
1	DELLE KARTH Nico Luca Marc RESCH Nikolaus	S C	AUT	1 0:00	1 0:00	1 0:00	1 0:00	1
2	MARTINEZ de LIZARDUY Iker FERNANDEZ Xabier	S C	ESP	13 1:46	10 1:30	3 0:19	2 0:24	2
3	SIBELLO Pietro SIBELLO Gianfranco	S C	ITA	5 0:53	3 0:29	4 0:33	3 0:26	3
4	WADLOW Tim RAST Chris	S C	USA	7 1:10	5 0:50	6 1:05	4 0:38	4
5	ISHIBASHI Akira MAKINO Yukio	S C	JPN	3 0:35	4 0:39	2 0:08	5 0:40	5
6	CZAJKOWSKI Marcin KIERKOWSKI Krzysztof	S C	POL	12 1:40	13 2:02	12 2:30	6 1:47	6
7	PECKOLT Jan Peter PECKOLT Hannes	S C	GER	6 1:02	7 1:02	9 1:30	7 1:55	7
8	WARRER Jonas IBSEN Martin Kirketerp	S C	DEN	16 3:13	17 3:44	15 3:11	8 1:56	8
9	LI Fei HU Xianqiang	S C	CHN	8 1:16	12 1:42	5 0:53	9 1:59	9
10	KOSTOV Pavle CUPAC Petar	S C	CRO	10 1:27	11 1:35	7 1:18	10 2:03	10
11	GUNDERSEN Christopher BOVIM Frode	S C	NOR	17 3:27	15 2:48	10 1:45	11 2:15	11
12	LIMA Jorge ANDRADE Francisco	S C	POR	2 0:23	2 0:15	8 1:25	12 2:18	12
13	FONSECA Andre DUARTE Rodrigo	S C	BRA	4 0:44	6 0:56	14 3:07	13 2:32	13
14	LUKA Rodion LEONCHUK Georgii	S C	UKR	15 2:54	16 3:26	11 2:14	14 2:59	14
15	MORRISON Stevie RHODES Ben	S C	GBR	18 4:04	18 3:51	18 4:29	15 3:08	15
16	COOK Gordon REMOCKER Ben	S C	CAN	11 1:38	8 1:23	16 3:14	16 3:14	16
17	DYEN Emmanuel ROCHERIEUX Yann	S C	FRA	9 1:20	9 1:26	13 2:50	17 3:35	17
18	OUTTERIDGE Nathan AUSTIN Ben	S C	AUS	14 2:17	14 2:06	17 3:16	18 3:48	18



FLEET OVERALL As of 21 AUG 2008

轮后单项总成绩表 / CLASSEMENT GÉNÉRAL - APRÈS N COURSES

AFTER 11 RACES

Place	Name	Pos	NOC Code	Points per Race										Medal Race	Total Pts	Net Pts
				1	2	3	4	5	6	7	8	9	10			
1	ECHAVARRI Fernando PAZ Anton	S C	ESP	1	6	1	4	7	(13)	1	7	1	8	8	57	44
2	BUNDOCK Darren ASHBY Glenn	S C	AUS	5	4	3	1	5	(9)	2	8	7	4	10	58	49
3	LANGE Santiago ESPINOLA Carlos	S C	ARG	(13)	1	1	12	4	6	9	1	9	1	12	69	56
4	JOHANSSON Oskar STITTLE Kevin	S C	CAN	8	3	9	9	1	(15)	11	12	2	2	4	76	61
5	BOOTH Mitch NIEUWENHUIS Pim	S C	NED	3	(13)	8	3	10	2	8	3	11	10	6	77	64
6	McMILLAN Leigh HOWDEN Will	S C	GBR	6	8	13	8	(14)	7	7	2	3	12	2	82	68
7	MARCOLINI Francesco BIANCHI Edoardo	S C	ITA	(15)	9	4	2	8	4	6	11	8	6	16	89	74
8	POLGAR Johannes SPALTEHOLZ Florian	S C	GER	10	7	11	5	6	1	5	(13)	4	3	22 DNF	87	74
9	HAGARA Roman STEINACHER Hans Peter	S C	AUT	12	10	(14)	10	11	3	3	9	5	5	14	96	82
10	PASCHALIDIS Iordanis TRIGONIS Konstantinos	S C	GRE	2	5	12	7	2	12	4	10	6	(13)	22 DNF	95	82
11	REVIL Xavier ESPAGNON Christophe	S C	FRA	7	2	10	(16) DNS	9	10	10	4	10	7	-	85	69
12	BROUWER Carolijn GODEFROID Sebastien	S C	BEL	11	11	5	6	3	8	13	6	(16) DNF	9	-	88	72
13	KALYNICHEV Pavlo SHAFRANYUK Andriy	S C	UKR	4	(15)	6	13	15	11	12	14	13	11	-	114	99
14	LUO Youjia CHEN Xiuke	S C	CHN	9	14	(16) OCS	16 DNF	13	5	14	5	12	14	-	118	102
15	LOVELL Johnny OGLETREE Charlie	S C	USA	14	12	7	11	12	14	(15)	15	14	15	-	129	114

Legend:			
(x) Excluded score	C Crew	DNF Did not finish	
DNS Did not start	OCS On the course side	Pts points	
S Skipper			



FLEET OVERALL - PROGRESSIVE As of 21 AUG 2008

名次汇总表 / CLASSEMENT GÉNÉRAL - EN COURS

Name	Pos	NOC Code	Overall Position (Rank) after each race										Medal
			1	2	3	4	5	6	7	8	9	10	
ECHAVARRI Fernando	S	ESP	1	1	1	1	4	2	1	1	1	1	1
PAZ Anton	C												
BUNDOCK Darren	S	AUS	5	4	2	2	3	1	2	2	2	2	2
ASHBY Glenn	C												
LANGE Santiago	S	ARG	13	6	3	4	2	3	4	3	3	3	3
ESPINOLA Carlos	C												
JOHANSSON Oskar	S	CAN	8	5	6	6	9	8	8	9	8	5	4
STITTLE Kevin	C												
BOOTH Mitch	S	NED	3	8	7	5	6	4	7	4	4	6	5
NIEUWENHUIS Pim	C												
McMILLAN Leigh	S	GBR	6	7	10	11	10	10	12	7	7	9	6
HOWDEN Will	C												
MARCOLINI Francesco	S	ITA	15	14	11	7	5	5	5	5	6	7	7
BIANCHI Edoardo	C												
POLGAR Johannes	S	GER	10	9	12	9	8	7	6	6	5	4	8
SPALTEHOLZ Florian	C												
HAGARA Roman	S	AUT	12	11	14	14	13	12	11	11	11	10	9
STEINACHER Hans Peter	C												
PASCHALIDIS Iordanis	S	GRE	2	2	4	3	1	6	3	10	9	8	10
TRIGONIS Konstantinos	C												
REVIL Xavier	S	FRA	7	3	5	10	7	9	10	8	10	11	11
ESPAGNON Christophe	C												
BROUWER Carolijn	S	BEL	11	12	9	8	11	11	9	12	12	12	12
GODEFROID Sebastien	C												
KALYNCEV Pavlo	S	UKR	4	10	8	12	12	13	13	13	13	13	13
SHAFRANYUK Andriy	C												
LUO Youjia	S	CHN	9	13	15	15	14	14	15	14	14	14	14
CHEN Xiuke	C												
LOVELL Johnny	S	USA	14	15	13	13	15	15	14	15	15	15	15
OGLETREE Charlie	C												

Legend: C Crew S Skipper



INDIVIDUAL RACE RESULTS WITH MARK ROUNDING

带绕标记录的单轮成绩 / RÉSULTATS DE COURSE INDIVIDUELLE AVEC PASSAGES AUX MARQUES

	Marks						Finish
	Start	1	4	1	4	1	
Wind Direction:	40	10	25	28	25	26	25
Wind Speed(kts):	9	8	9	9	9	9	9
Elapsed time of first boat:		11:21	18:47	29:49	38:39	50:03	59:34

Rank	Name	Pos	NOC Code	Marks					Finish	Race Points
				1	4	1	4	1		
1	ECHAVARRI Fernando	S	ESP	2	3	2	2	1	1	1
	PAZ Anton	C		0:07	0:33	1:21	0:16	0:00	0:00	
2	PASCHALIDIS Iordanis	S	GRE	1	1	1	1	2	2	2
	TRIGONIS Konstantinos	C		0:00	0:00	0:00	0:00	0:05	0:43	
3	BOOTH Mitch	S	NED	6	7	3	3	3	3	3
	NIEUWENHUIS Pim	C		0:59	1:15	1:33	0:38	0:12	0:58	
4	KALYNICHEV Pavlo	S	UKR	3	2	4	4	4	4	4
	SHAFRANYUK Andriy	C		0:12	0:13	1:52	0:57	0:41	1:27	
5	BUNDOCK Darren	S	AUS	9	4	5	5	5	5	5
	ASHBY Glenn	C		1:41	1:00	1:58	1:05	1:03	1:35	
6	McMILLAN Leigh	S	GBR	7	5	6	6	6	6	6
	HOWDEN Will	C		1:22	1:02	2:13	1:23	1:24	1:54	
7	REUIL Xavier	S	FRA	8	6	7	7	7	7	7
	ESPAGNON Christophe	C		1:27	1:09	2:27	1:31	2:25	3:19	
8	JOHANSSON Oskar	S	CAN	11	10	9	9	8	8	8
	STITTLE Kevin	C		2:39	2:38	3:25	2:52	3:39	4:24	
9	LUO Youjia	S	CHN	10	11	11	10	10	9	9
	CHEN Xiuke	C		2:30	2:54	4:39	3:13	4:17	4:33	
10	POLGAR Johannes	S	GER	12	12	12	11	11	10	10
	SPALTEHOLZ Florian	C		4:40	5:05	4:53	3:23	5:10	4:37	
11	BROUWER Carolijn	S	BEL	5	8	8	8	9	11	11
	GODEFROID Sebastien	C		0:24	1:52	3:09	2:29	4:15	4:41	
12	HAGARA Roman	S	AUT	14	13	13	13	13	12	12
	STEINACHER Hans Peter	C		5:25	5:37	5:53	5:31	7:20	5:28	
13	LANGE Santiago	S	ARG	13	14	14	14	14	13	13
	ESPINOLA Carlos	C		4:45	5:42	7:02	6:07	8:08	6:26	
14	LOVELL Johnny	S	USA	4	9	10	12	12	14	14
	OGLETREE Charlie	C		0:16	2:00	3:37	3:37	6:39	7:58	
15	MARCOLINI Francesco	S	ITA	15	15	15	15	15	15	15
	BIANCHI Edoardo	C		5:31	7:23	7:55	7:16	8:15	8:50	

Other information:

Course:	Windward-Leeward 3 Laps (W3)
Temperature:	28 C
Humidity:	55%
Conditions:	Cloudy

Note:

- (1) A dash in a mark rounding column indicates that the boat's position was not recorded at that mark.
 (2) Times shown under NOC are times behind the leader.

Legend:

C Crew S Skipper



INDIVIDUAL RACE RESULTS WITH MARK ROUNDING

带绕标记录的单轮成绩 / RÉSULTATS DE COURSE INDIVIDUELLE AVEC PASSAGES AUX MARQUES

	Marks						Finish
	Start	1	4	1	4	1	
Wind Direction:	140	140	140	140	140	150	135
Wind Speed(kts):	7	7	7	8	8	6	5
Elapsed time of first boat:		12:22	20:56	35:26	45:11	1:08:16	1:21:11

Rank	Name	Pos	NOC Code	Marks					Finish	Race Points
				1	4	1	4	1		
1	LANGE Santiago	S	ARG	7	5	4	4	1	1	1
	ESPINOLA Carlos	C		1:48	2:18	1:15	1:22	0:00	0:00	
2	REUIL Xavier	S	FRA	5	6	7	9	2	2	2
	ESPAGNON Christophe	C		1:35	2:25	2:30	4:10	1:11	1:54	
3	JOHANSSON Oskar	S	CAN	10	10	10	5	3	3	3
	STITTLE Kevin	C		2:15	3:00	3:32	3:12	1:50	2:31	
4	BUNDOCK Darren	S	AUS	11	11	5	6	5	4	4
	ASHBY Glenn	C		2:18	3:10	1:56	3:28	2:19	5:15	
5	PASCHALIDIS Iordanis	S	GRE	8	8	6	7	7	5	5
	TRIGONIS Konstantinos	C		1:56	2:44	2:14	3:52	3:47	5:35	
6	ECHAVARRI Fernando	S	ESP	9	7	11	11	4	6	6
	PAZ Anton	C		2:04	2:35	3:42	5:17	1:59	5:41	
7	POLGAR Johannes	S	GER	14	13	8	8	6	7	7
	SPALTEHOLZ Florian	C		2:53	3:42	2:42	4:04	3:44	7:30	
8	McMILLAN Leigh	S	GBR	1	1	1	1	8	8	8
	HOWDEN Will	C		0:00	0:00	0:00	0:00	4:35	8:37	
9	MARCOLINI Francesco	S	ITA	3	3	2	2	9	9	9
	BIANCHI Edoardo	C		0:27	0:49	0:21	0:30	4:50	9:03	
10	HAGARA Roman	S	AUT	2	2	3	3	12	10	10
	STEINACHER Hans Peter	C		0:15	0:25	0:43	1:08	6:56	10:03	
11	BROUWER Carolijn	S	BEL	4	4	9	10	10	11	11
	GODEFROID Sebastien	C		1:03	1:35	3:04	4:52	6:06	10:21	
12	LOVELL Johnny	S	USA	12	14	13	14	11	12	12
	OGLETREE Charlie	C		2:19	4:14	5:08	8:23	6:23	11:13	
13	BOOTH Mitch	S	NED	13	12	14	13	13	13	13
	NIEUWENHUIS Pim	C		2:27	3:26	5:24	7:51	8:03	11:19	
14	LUO Youjia	S	CHN	15	15	15	15	14	14	14
	CHEN Xiuke	C		4:13	5:23	6:28	8:47	10:49	13:08	
15	KALYNCHEV Pavlo	S	UKR	6	9	12	12	15	15	15
	SHAFRANYUK Andriy	C		1:35	2:57	4:43	6:58	12:55	15:52	

Other information:

Course:	Windward-Leeward 3 Laps (W3)
Temperature:	27 C
Humidity:	81%
Conditions:	Sunny

Note:

- (1) A dash in a mark rounding column indicates that the boat's position was not recorded at that mark.
 (2) Times shown under NOC are times behind the leader.

Legend:

C Crew S Skipper



INDIVIDUAL RACE RESULTS WITH MARK ROUNDING

带绕标记录的单轮成绩 / RÉSULTATS DE COURSE INDIVIDUELLE AVEC PASSAGES AUX MARQUES

	Marks						Finish
	Start	1	4	1	4	1	
Wind Direction:	290	290	290	290	295	300	295
Wind Speed(kts):	13	13	13	13	10	8	9
Elapsed time of first boat:		11:43	17:36	29:20	36:53	49:34	57:07

Rank	Name	Pos	NOC Code	Marks					Finish	Race Points
				1	4	1	4	1		
1	JOHANSSON Oskar	S	CAN	1	1	1	1	1	1	1
	STITTLE Kevin	C		0:00	0:00	0:00	0:00	0:00	0:00	
2	PASCHALIDIS Iordanis	S	GRE	2	2	2	2	2	2	2
	TRIGONIS Konstantinos	C		0:12	0:11	0:17	0:18	0:17	0:48	
3	BROUWER Carolijn	S	BEL	4	4	3	3	3	3	3
	GODEFROID Sebastien	C		0:23	0:36	0:52	0:32	1:03	0:57	
4	LANGE Santiago	S	ARG	7	7	5	4	4	4	4
	ESPINOLA Carlos	C		0:39	1:02	1:52	1:48	1:50	1:10	
5	BUNDOCK Darren	S	AUS	14	11	8	8	5	5	5
	ASHBY Glenn	C		1:36	2:02	2:40	2:10	2:16	1:31	
6	POLGAR Johannes	S	GER	12	10	9	10	7	6	6
	SPALTEHOLZ Florian	C		1:19	1:59	2:43	2:27	2:22	1:39	
7	ECHAVARRI Fernando	S	ESP	10	8	10	9	9	7	7
	PAZ Anton	C		1:05	1:29	2:44	2:15	2:37	1:47	
8	MARCOLINI Francesco	S	ITA	3	3	7	7	8	8	8
	BIANCHI Edoardo	C		0:19	0:31	2:12	1:59	2:35	1:53	
9	REVIL Xavier	S	FRA	5	5	6	5	6	9	9
	ESPAGNON Christophe	C		0:27	0:41	2:05	1:51	2:20	2:01	
10	BOOTH Mitch	S	NED	9	9	12	11	10	10	10
	NIEUWENHUIS Pim	C		0:56	1:37	2:59	2:30	2:46	2:06	
11	HAGARA Roman	S	AUT	6	6	4	6	11	11	11
	STEINACHER Hans Peter	C		0:38	0:54	1:47	1:54	2:49	2:16	
12	LOVELL Johnny	S	USA	8	13	11	12	12	12	12
	OGLETREE Charlie	C		0:49	2:06	2:48	2:45	3:12	2:58	
13	LUO Youjia	S	CHN	11	12	13	13	13	13	13
	CHEN Xiuke	C		1:13	2:04	4:11	3:14	4:34	3:29	
14	McMILLAN Leigh	S	GBR	13	14	14	14	14	14	14
	HOWDEN Will	C		1:26	2:09	4:48	3:49	4:37	3:44	
15	KALYNCHEV Pavlo	S	UKR	15	15	15	15	15	15	15
	SHAFRANYUK Andriy	C		2:18	2:57	5:13	4:27	5:11	4:31	

Other information:

Course:	Windward-Leeward 3 Laps (W3)
Temperature:	26 C
Humidity:	80%
Conditions:	Partly cloudy

Note:

- (1) A dash in a mark rounding column indicates that the boat's position was not recorded at that mark.
 (2) Times shown under NOC are times behind the leader.

Legend:

C Crew S Skipper



INDIVIDUAL RACE RESULTS WITH MARK ROUNDING

带绕标记录的单轮成绩 / RÉSULTATS DE COURSE INDIVIDUELLE AVEC PASSAGES AUX MARQUES

	Marks						Finish
	Start	1	4	1	4	1	
Wind Direction:	275	275	275	275	275	290	285
Wind Speed(kts):	10	11	9	8	4	8	8
Elapsed time of first boat:		14:16	24:07	39:26	49:59	1:00:39	1:10:32

Rank	Name	Pos	NOC Code	Marks					Finish	Race Points
				1	4	1	4	1		
1	POLGAR Johannes	S	GER	13	14	13	2	1	1	1
	SPALTEHOLZ Florian	C		1:45	2:05	1:50	0:12	0:00	0:00	
2	BOOTH Mitch	S	NED	2	3	3	3	2	2	2
	NIEUWENHUIS Pim	C		0:08	0:21	0:14	0:22	0:25	0:14	
3	HAGARA Roman	S	AUT	3	1	6	1	3	3	3
	STEINACHER Hans Peter	C		0:09	0:00	0:32	0:00	1:04	0:43	
4	MARCOLINI Francesco	S	ITA	1	2	1	12	9	4	4
	BIANCHI Edoardo	C		0:00	0:15	0:00	1:14	1:50	0:56	
5	LUO Youjia	S	CHN	11	11	15	14	13	5	5
	CHEN Xiuke	C		1:19	1:28	2:33	1:37	2:53	1:17	
6	LANGE Santiago	S	ARG	14	12	4	9	11	6	6
	ESPINOLA Carlos	C		1:56	1:38	0:23	0:54	2:20	1:18	
7	McMILLAN Leigh	S	GBR	4	4	7	10	14	7	7
	HOWDEN Will	C		0:19	0:34	0:42	1:03	3:00	1:27	
8	BROUWER Carolijn	S	BEL	7	8	8	4	12	8	8
	GODEFROID Sebastien	C		0:57	1:07	0:45	0:27	2:40	1:33	
9	BUNDOCK Darren	S	AUS	12	10	9	7	7	9	9
	ASHBY Glenn	C		1:39	1:21	0:48	0:43	1:40	1:39	
10	REVIL Xavier	S	FRA	9	7	5	8	5	10	10
	ESPAGNON Christophe	C		1:09	0:54	0:30	0:46	1:32	1:41	
11	KALYNCHYCH Pavlo	S	UKR	10	13	12	5	4	11	11
	SHAFRANYUK Andriy	C		1:13	1:45	1:41	0:34	1:29	1:46	
12	PASCHALIDIS Iordanis	S	GRE	5	5	10	6	8	12	12
	TRIGONIS Konstantinos	C		0:43	0:39	0:57	0:38	1:44	1:48	
13	ECHAVARRI Fernando	S	ESP	15	9	11	13	6	13	13
	PAZ Anton	C		2:00	1:16	0:59	1:20	1:37	1:53	
14	LOVELL Johnny	S	USA	8	15	14	15	10	14	14
	OGLETREE Charlie	C		1:05	2:20	2:06	1:40	2:13	2:20	
15	JOHANSSON Oskar	S	CAN	6	6	2	11	15	15	15
	STITTLE Kevin	C		0:44	0:49	0:12	1:07	3:17	2:23	

Other information:

Course:	Windward-Leeward 3 Laps (W3)
Temperature:	27 C
Humidity:	66%
Conditions:	Cloudy

Note:

- (1) A dash in a mark rounding column indicates that the boat's position was not recorded at that mark.
 (2) Times shown under NOC are times behind the leader.

Legend:

C Crew S Skipper



INDIVIDUAL RACE RESULTS WITH MARK ROUNDING
 带绕标记录的单轮成绩 / RÉSULTATS DE COURSE INDIVIDUELLE AVEC PASSAGES AUX MARQUES

	Marks						Finish
	Start	1	4	1	4	1	
Wind Direction:	270	270	270	270	270	280	270
Wind Speed(kts):	8	8	9	9	9	8	6
Elapsed time of first boat:		9:36	17:54	27:28	34:50	43:57	52:08

Rank	Name	Pos	NOC Code	Marks					Finish	Race Points
				1	4	1	4	1		
1	ECHAVARRI Fernando	S	ESP	1	1	1	1	1	1	1
	PAZ Anton	C		0:00	0:00	0:00	0:00	0:00	0:00	
2	BUNDOCK Darren	S	AUS	2	2	2	2	2	2	2
	ASHBY Glenn	C		0:02	0:12	0:06	0:23	0:41	0:48	
3	HAGARA Roman	S	AUT	3	3	3	3	4	3	3
	STEINACHER Hans Peter	C		0:10	0:21	0:24	0:25	0:57	1:53	
4	PASCHALIDIS Iordanis	S	GRE	11	9	7	5	3	4	4
	TRIGONIS Konstantinos	C		0:52	1:37	0:55	0:33	0:45	2:10	
5	POLGAR Johannes	S	GER	8	4	6	9	5	5	5
	SPALTEHOLZ Florian	C		0:22	0:34	0:53	1:18	1:23	2:23	
6	MARCOLINI Francesco	S	ITA	5	5	5	6	9	6	6
	BIANCHI Edoardo	C		0:17	0:38	0:47	0:44	1:49	2:30	
7	McMILLAN Leigh	S	GBR	7	8	4	4	6	7	7
	HOWDEN Will	C		0:21	1:15	0:36	0:29	1:29	2:37	
8	BOOTH Mitch	S	NED	12	11	8	8	7	8	8
	NIEUWENHUIS Pim	C		0:55	1:51	1:11	0:59	1:41	2:39	
9	LANGE Santiago	S	ARG	10	7	13	11	13	9	9
	ESPINOLA Carlos	C		0:50	1:11	2:07	1:55	2:40	2:48	
10	REUIL Xavier	S	FRA	9	6	11	10	12	10	10
	ESPAGNON Christophe	C		0:29	1:03	1:22	1:51	2:35	2:50	
11	JOHANSSON Oskar	S	CAN	13	12	10	12	10	11	11
	STITTLE Kevin	C		1:15	2:08	1:16	1:58	1:51	2:54	
12	KALYNCHIEV Pavlo	S	UKR	15	14	14	14	14	12	12
	SHAFRANYUK Andriy	C		1:42	2:11	2:29	2:45	3:37	2:57	
13	BROUWER Carolijn	S	BEL	4	13	15	15	15	13	13
	GODEFROID Sebastien	C		0:15	2:09	2:43	3:46	4:08	3:04	
14	LUO Youjia	S	CHN	6	10	9	7	8	14	14
	CHEN Xiuke	C		0:19	1:46	1:15	0:53	1:43	3:27	
15	LOVELL Johnny	S	USA	14	15	12	13	11	15	15
	OGLETREE Charlie	C		1:21	2:18	1:46	2:08	2:23	4:04	

Other information:

Course:	Windward-Leeward 3 Laps (W3)
Temperature:	27 C
Humidity:	66%
Conditions:	Cloudy

Note:
 (1) A dash in a mark rounding column indicates that the boat's position was not recorded at that mark.
 (2) Times shown under NOC are times behind the leader.

Legend:
 C Crew S Skipper



INDIVIDUAL RACE RESULTS WITH MARK ROUNDING

带绕标记录的单轮成绩 / RÉSULTATS DE COURSE INDIVIDUELLE AVEC PASSAGES AUX MARQUES

	Marks						Finish
	Start	1	4	1	4	1	
Wind Direction:	105	105	105	100	105	105	105
Wind Speed(kts):	10	10	13	13	10	8	11
Elapsed time of first boat:		9:49	16:37	25:38	33:36	43:04	53:48

Rank	Name	Pos	NOC Code	Marks					Finish	Race Points
				1	4	1	4	1		
1	LANGE Santiago	S	ARG	7	3	2	1	1	1	1
	ESPINOLA Carlos	C		0:22	0:26	0:29	0:00	0:00	0:00	
2	McMILLAN Leigh	S	GBR	10	9	8	7	6	2	2
	HOWDEN Will	C		0:40	1:06	1:35	0:54	0:41	0:05	
3	BOOTH Mitch	S	NED	4	7	6	3	7	3	3
	NIEUWENHUIS Pim	C		0:10	0:50	1:14	0:35	0:57	0:24	
4	REUIL Xavier	S	FRA	5	6	14	10	12	4	4
	ESPAGNON Christophe	C		0:13	0:42	2:06	1:09	1:38	0:38	
5	LUO Youjia	S	CHN	15	14	13	9	11	5	5
	CHEN Xiuke	C		1:18	1:48	2:04	1:04	1:30	0:58	
6	BROUWER Carolijn	S	BEL	13	13	7	6	3	6	6
	GODEFROID Sebastien	C		0:47	1:28	1:27	0:49	0:36	1:13	
7	ECHAVARRI Fernando	S	ESP	14	8	5	8	4	7	7
	PAZ Anton	C		1:01	0:59	0:55	1:00	0:37	1:14	
8	BUNDOCK Darren	S	AUS	8	11	12	12	10	8	8
	ASHBY Glenn	C		0:25	1:16	2:03	1:16	1:27	1:23	
9	HAGARA Roman	S	AUT	9	4	3	4	8	9	9
	STEINACHER Hans Peter	C		0:27	0:31	0:41	0:39	0:59	1:33	
10	PASCHALIDIS Iordanis	S	GRE	1	2	1	5	5	10	10
	TRIGONIS Konstantinos	C		0:00	0:13	0:00	0:45	0:40	1:41	
11	MARCOLINI Francesco	S	ITA	3	5	9	11	9	11	11
	BIANCHI Edoardo	C		0:09	0:35	1:46	1:13	1:06	1:42	
12	JOHANSSON Oskar	S	CAN	11	12	11	14	14	12	12
	STITTLE Kevin	C		0:44	1:24	2:00	3:32	4:23	1:44	
13	POLGAR Johannes	S	GER	2	1	4	2	2	13	13
	SPALTEHOLZ Florian	C		0:04	0:00	0:47	0:11	0:29	1:46	
14	KALYNCHYCH Pavlo	S	UKR	12	10	10	13	13	14	14
	SHAFRANYUK Andriy	C		0:45	1:10	1:55	1:21	2:17	1:47	
15	LOVELL Johnny	S	USA	6	15	15	15	15	15	15
	OGLETREE Charlie	C		0:21	1:51	3:58	6:13	5:41	3:12	

Other information:

Course:	Windward-Leeward 3 Laps (W3)
Temperature:	29 C
Humidity:	50%
Conditions:	Sunny

Note:

- (1) A dash in a mark rounding column indicates that the boat's position was not recorded at that mark.
 (2) Times shown under NOC are times behind the leader.

Legend:

C Crew S Skipper



INDIVIDUAL RACE RESULTS WITH MARK ROUNDING
 带绕标记录的单轮成绩 / RÉSULTATS DE COURSE INDIVIDUELLE AVEC PASSAGES AUX MARQUES

	Start	Marks					Finish
		1	4	1	4	1	
Wind Direction:	130	135	160	160	190	190	185
Wind Speed(kts):	9	8	8	8	5	5	8
Elapsed time of first boat:		10:47	19:42	33:37	45:30	55:18	1:01:31

Rank	Name	Pos	NOC Code	Marks					Finish	Race Points
				1	4	1	4	1		
1	LANGE Santiago	S	ARG	3	3	2	1	1	1	1
	ESPINOLA Carlos	C		0:31	0:32	0:19	0:00	0:00	0:00	
2	JOHANSSON Oskar	S	CAN	5	5	5	2	2	2	2
	STITTLE Kevin	C		0:47	0:59	0:53	0:20	0:24	0:20	
3	POLGAR Johannes	S	GER	1	1	1	3	3	3	3
	SPALTEHOLZ Florian	C		0:00	0:00	0:00	0:28	1:02	1:02	
4	BUNDOCK Darren	S	AUS	4	4	4	6	4	4	4
	ASHBY Glenn	C		0:44	0:46	0:52	1:32	1:15	1:40	
5	HAGARA Roman	S	AUT	14	11	8	5	7	5	5
	STEINACHER Hans Peter	C		2:34	2:27	3:05	1:22	2:04	2:39	
6	MARCOLINI Francesco	S	ITA	6	6	7	7	6	6	6
	BIANCHI Edoardo	C		0:52	1:25	1:54	1:37	1:45	2:41	
7	REVIL Xavier	S	FRA	2	2	3	4	5	7	7
	ESPAGNON Christophe	C		0:26	0:21	0:29	0:49	1:39	2:46	
8	ECHAVARRI Fernando	S	ESP	7	8	6	8	8	8	8
	PAZ Anton	C		1:07	1:47	1:31	2:31	2:53	3:31	
9	BROUWER Carolijn	S	BEL	12	12	13	10	10	9	9
	GODEFROID Sebastien	C		1:49	2:34	4:39	3:33	3:50	3:57	
10	BOOTH Mitch	S	NED	8	9	10	9	9	10	10
	NIEUWENHUIS Pim	C		1:10	1:58	3:56	3:19	3:36	4:31	
11	KALYNCHEV Pavlo	S	UKR	13	14	14	13	13	11	11
	SHAFRANYUK Andriy	C		2:13	2:44	5:18	4:59	4:34	5:08	
12	McMILLAN Leigh	S	GBR	9	7	9	12	12	12	12
	HOWDEN Will	C		1:17	1:40	3:27	3:58	4:11	5:09	
13	PASCHALIDIS Iordanis	S	GRE	10	10	12	11	11	13	13
	TRIGONIS Konstantinos	C		1:19	2:15	4:21	3:41	4:03	5:18	
14	LUO Youjia	S	CHN	11	13	11	14	14	14	14
	CHEN Xiuke	C		1:42	2:39	4:06	5:05	4:57	5:48	
15	LOVELL Johnny	S	USA	15	15	15	15	15	15	15
	OGLETREE Charlie	C		2:44	2:59	5:21	6:30	5:08	6:48	

Other information:

Course:	Windward-Leeward 3 Laps (W3)
Temperature:	28 C
Humidity:	55%
Conditions:	Sunny

Note:

- (1) A dash in a mark rounding column indicates that the boat's position was not recorded at that mark.
 (2) Times shown under NOC are times behind the leader.

Legend:

C Crew S Skipper



FLEET OVERALL As of 21 AUG 2008

N轮后单项总成绩表 / CLASSEMENT GÉNÉRAL - APRÈS N COURSES

AFTER 11 RACES

Place	Name	Pos	NOC Code	Points per Race										Medal Race	Total Pts	Net Pts
				1	2	3	4	5	6	7	8	9	10			
1	PERCY Iain SIMPSON Andrew	S C	GBR	7	(13)	3	5	8	2	1	1	2	6	10	58	45
2	SCHEIDT Robert PRADA Bruno	S C	BRA	10	(11)	6	1	9	10	2	3	3	3	6	64	53
3	LOOF Fredrik EKSTROM Anders	S C	SWE	1	4	(15)	3	6	1	8	2	1	7	20	68	53
4	KUSZNIEREWICZ Mateusz ZYCKI Dominik	S C	POL	5	6	8	2	10	9	3	5	9	(13)	2	72	59
5	MARAZZI Flavio DE MARIA Enrico	S C	SUI	9	7	9	9	5	5	6	(11)	4	1	4	70	59
6	ROHART Xavier RAMBEAU Pascal	S C	FRA	(12)	1	5	4	7	6	9	9	8	2	18	81	69
7	PICKEL Marc BORKOWSKI Ingo	S C	GER	2	(14)	1	8	3	8	14	10	6	10	8	84	70
8	DOMINGOS Afonso PLANTIER SANTOS Bernardo	S C	POR	3	3	10	(17) OCS	13	3	5	7	7	9	12	89	72
9	PEPPER Hamish WILLIAMS Carl	S C	NZL	4	9	2	11	1	12	11	(13)	5	11	14	93	80
10	NEGRI Diego VIALE Luigi	S C	ITA	(13)	8	12	7	11	7	7	6	13	5	16	105	92
11	DANE III John SPERRY Austin	S C	USA	8	2	4	12	15	15	(16)	16	10	4	-	102	86
12	SPITZAUER Hans NEHAMMER Hans Christian	S C	AUT	(14)	10	11	6	14	4	12	4	12	14	-	101	87
13	O'LEARY Peter MILNE Stephen	S C	IRL	6	12	7	10	12	(13)	13	8	11	12	-	104	91
14	MURRAY Iain PALFREY Andrew	S C	AUS	11	(15)	13	15	2	11	10	12	14	8	-	111	96
15	LOVROVIC Marin MIKULICIC Sinisa	S C	CRO	(15)	5	14	13	4	14	4	14	15	15	-	113	98
16	LI Hongquan WANG He	S C	CHN	(16)	16	16	14	16	16	15	15	16	16	-	156	140

Legend:

(x) Excluded score
Pts points

C Crew
S Skipper

OCS On the course side



FLEET OVERALL - PROGRESSIVE As of 21 AUG 2008
名次汇总表 / CLASSEMENT GÉNÉRAL - EN COURS

Name	Pos	NOC Code	Overall Position (Rank) after each race										Medal
			1	2	3	4	5	6	7	8	9	10	
PERCY Iain	S	GBR	7	11	8	8	5	4	2	2	2	2	1
SIMPSON Andrew	C												
SCHEIDT Robert	S	BRA	10	13	11	7	6	9	8	3	3	3	2
PRADA Bruno	C												
LOOF Fredrik	S	SWE	1	1	7	3	2	1	1	1	1	1	3
EKSTROM Anders	C												
KUSZNIEREWICZ Mateusz	S	POL	5	4	6	1	4	6	4	7	9	6	4
ZYCKI Dominik	C												
MARAZZI Flavio	S	SUI	9	8	10	10	9	8	9	9	7	5	5
DE MARIA Enrico	C												
ROHART Xavier	S	FRA	12	5	5	2	3	3	3	4	4	4	6
RAMBEAU Pascal	C												
PICKEL Marc	S	GER	2	7	4	4	1	2	5	6	6	8	7
BORKOWSKI Ingo	C												
DOMINGOS Afonso	S	POR	3	2	3	9	8	7	6	5	5	7	8
PLANTIER SANTOS Bernardo	C												
PEPPER Hamish	S	NZL	4	6	2	6	7	5	7	8	8	9	9
WILLIAMS Carl	C												
NEGRI Diego	S	ITA	13	12	12	12	11	11	10	10	10	10	10
VIALE Luigi	C												
DANE III John	S	USA	8	3	1	5	12	15	12	14	13	11	11
SPERRY Austin	C												
SPITZAUER Hans	S	AUT	14	14	14	13	14	10	13	11	11	12	12
NEHAMMER Hans Christian	C												
O'LEARY Peter	S	IRL	6	9	9	11	15	12	14	13	12	13	13
MILNE Stephen	C												
MURRAY Iain	S	AUS	11	15	15	15	13	14	15	15	15	14	14
PALFREY Andrew	C												
LOVROVIC Marin	S	CRO	15	10	13	14	10	13	11	12	14	15	15
MIKULICIC Sinisa	C												
LI Hongquan	S	CHN	16	16	16	16	16	16	16	16	16	16	16
WANG He	C												

Legend: C Crew S Skipper



INDIVIDUAL RACE RESULTS WITH MARK ROUNDING
 带绕标记录的单轮成绩 / RÉSULTATS DE COURSE INDIVIDUELLE AVEC PASSAGES AUX MARQUES

	Marks				
	Start	1	4	1	Finish
Wind Direction:	40	10	20	25	22
Wind Speed(kts):	9	8	9	9	9
Elapsed time of first boat:		17:21	31:44	47:42	1:03:03

Rank	Name	Pos	NOC Code	Marks				Race Points
				1	4	1	Finish	
1	LOOF Fredrik EKSTROM Anders	S C	SWE	1 0:00	1 0:00	2 0:06	1 0:00	1
2	PICKEL Marc BORKOWSKI Ingo	S C	GER	5 0:33	6 0:20	5 0:50	2 0:34	2
3	DOMINGOS Afonso PLANTIER SANTOS Bernardo	S C	POR	3 0:24	2 0:04	1 0:00	3 0:39	3
4	PEPPER Hamish WILLIAMS Carl	S C	NZL	7 0:44	5 0:13	6 1:05	4 1:05	4
5	KUSZNIEREWICZ Mateusz ZYCKI Dominik	S C	POL	2 0:12	3 0:06	4 0:48	5 1:21	5
6	O'LEARY Peter MILNE Stephen	S C	IRL	6 0:38	7 0:44	7 1:21	6 1:25	6
7	PERCY Iain SIMPSON Andrew	S C	GBR	4 0:27	4 0:09	3 0:46	7 1:33	7
8	DANE III John SPERRY Austin	S C	USA	8 1:07	8 3:07	8 1:36	8 2:01	8
9	MARAZZI Flavio DE MARIA Enrico	S C	SUI	9 3:13	9 3:12	9 2:42	9 2:25	9
10	SCHEIDT Robert PRADA Bruno	S C	BRA	12 4:11	12 3:38	13 4:17	10 3:52	10
11	MURRAY Iain PALFREY Andrew	S C	AUS	10 3:32	10 3:18	11 3:32	11 3:58	11
12	ROHART Xavier RAMBEAU Pascal	S C	FRA	11 3:57	11 3:36	10 3:29	12 4:01	12
13	NEGRI Diego VIALE Luigi	S C	ITA	13 4:27	13 5:32	12 3:35	13 4:35	13
14	SPITZAUER Hans NEHAMMER Hans Christian	S C	AUT	14 4:59	14 6:18	14 4:22	14 4:53	14
15	LOVROVIC Marin MIKULICIC Sinisa	S C	CRO	15 7:06	15 7:26	15 7:08	15 8:37	15
16	LI Hongquan WANG He	S C	CHN	16 7:13	16 7:29	16 8:25	16 9:05	16

Other information:

Course:	Windward-Leeward 2 Laps (W2)
Temperature:	28 C
Humidity:	55%
Conditions:	Cloudy

Note:

- (1) A dash in a mark rounding column indicates that the boat's position was not recorded at that mark.
 (2) Times shown under NOC are times behind the leader.

Legend:

C Crew S Skipper

NOTE: SWE finish time corrected.



INDIVIDUAL RACE RESULTS WITH MARK ROUNDING

带绕标记录的单轮成绩 / RÉSULTATS DE COURSE INDIVIDUELLE AVEC PASSAGES AUX MARQUES

	Marks				
	Start	1	4	1	Finish
Wind Direction:	140	140	140	150	135
Wind Speed(kts):	7	7	7	6	5
Elapsed time of first boat:		20:59	38:19	1:00:55	1:22:52

Rank	Name	Pos	NOC Code	Marks				Race Points
				1	4	1	Finish	
1	ROHART Xavier	S	FRA	1	1	1	1	1
	RAMBEAU Pascal	C		0:00	0:00	0:00	0:00	
2	DANE III John	S	USA	9	3	2	2	2
	SPERRY Austin	C		0:34	0:26	0:07	0:05	
3	DOMINGOS Afonso	S	POR	3	7	4	3	3
	PLANTIER SANTOS Bernardo	C		0:13	0:46	1:04	1:27	
4	LOOF Fredrik	S	SWE	4	5	3	4	4
	EKSTROM Anders	C		0:18	0:37	0:59	1:46	
5	LOVROVIC Marin	S	CRO	6	10	5	5	5
	MIKULICIC Sinisa	C		0:27	0:53	1:44	1:48	
6	KUSZNIEREWICZ Mateusz	S	POL	16	15	8	6	6
	ZYCKI Dominik	C		1:12	1:28	2:28	1:56	
7	MARAZZI Flavio	S	SUI	2	4	9	7	7
	DE MARIA Enrico	C		0:07	0:31	2:58	1:58	
8	NEGRI Diego	S	ITA	8	9	6	8	8
	VIALE Luigi	C		0:32	0:51	1:51	2:14	
9	PEPPER Hamish	S	NZL	10	13	10	9	9
	WILLIAMS Carl	C		0:37	1:04	3:38	2:55	
10	SPITZAUER Hans	S	AUT	11	12	7	10	10
	NEHAMMER Hans Christian	C		0:45	1:02	1:59	3:03	
11	SCHEIDT Robert	S	BRA	7	2	12	11	11
	PRADA Bruno	C		0:29	0:14	3:54	3:06	
12	O'LEARY Peter	S	IRL	14	14	15	12	12
	MILNE Stephen	C		0:59	1:20	5:58	4:13	
13	PERCY Iain	S	GBR	13	6	13	13	13
	SIMPSON Andrew	C		0:58	0:43	4:14	4:27	
14	PICKEL Marc	S	GER	12	11	11	14	14
	BORKOWSKI Ingo	C		0:54	0:57	3:45	4:35	
15	MURRAY Iain	S	AUS	5	8	14	15	15
	PALFREY Andrew	C		0:22	0:48	5:24	4:36	
16	LI Hongquan	S	CHN	15	16	16	16	16
	WANG He	C		1:09	1:54	6:25	11:05	

Other information:

Course:	Windward-Leeward 2 Laps (W2)
Temperature:	27 C
Humidity:	81%
Conditions:	Sunny

Note:

- (1) A dash in a mark rounding column indicates that the boat's position was not recorded at that mark.
 (2) Times shown under NOC are times behind the leader.

Legend:

C Crew S Skipper



INDIVIDUAL RACE RESULTS WITH MARK ROUNDING

带绕标记录的单轮成绩 / RÉSULTATS DE COURSE INDIVIDUELLE AVEC PASSAGES AUX MARQUES

	Marks				
	Start	1	4	1	Finish
Wind Direction:	115	130	135	150	170
Wind Speed(kts):	5	6	5	5	4
Elapsed time of first boat:		27:18	44:17	1:01:35	1:16:06

Rank	Name	Pos	NOC Code	Marks				Race Points
				1	4	1	Finish	
1	PICKEL Marc	S	GER	1	1	1	1	1
	BORKOWSKI Ingo	C		0:00	0:00	0:00	0:00	
2	PEPPER Hamish	S	NZL	2	5	2	2	2
	WILLIAMS Carl	C		0:09	1:35	0:14	0:06	
3	PERCY Iain	S	GBR	3	3	4	3	3
	SIMPSON Andrew	C		1:01	0:50	0:27	0:28	
4	DANE III John	S	USA	4	2	3	4	4
	SPERRY Austin	C		1:13	0:38	0:23	0:42	
5	ROHART Xavier	S	FRA	6	4	5	5	5
	RAMBEAU Pascal	C		1:41	1:03	0:57	0:53	
6	SCHEIDT Robert	S	BRA	7	6	6	6	6
	PRADA Bruno	C		1:45	1:54	1:19	1:05	
7	O'LEARY Peter	S	IRL	5	7	7	7	7
	MILNE Stephen	C		1:22	2:37	2:09	1:32	
8	KUSZNIEREWICZ Mateusz	S	POL	8	8	8	8	8
	ZYCKI Dominik	C		3:15	2:56	2:28	1:45	
9	MARAZZI Flavio	S	SUI	15	13	9	9	9
	DE MARIA Enrico	C		7:45	4:33	3:16	1:50	
10	DOMINGOS Afonso	S	POR	12	11	11	10	10
	PLANTIER SANTOS Bernardo	C		5:02	3:53	4:17	2:41	
11	SPITZAUER Hans	S	AUT	11	10	10	11	11
	NEHAMMER Hans Christian	C		3:44	3:49	3:50	3:15	
12	NEGRI Diego	S	ITA	13	14	12	12	12
	VIALE Luigi	C		6:34	4:56	4:39	4:04	
13	MURRAY Iain	S	AUS	10	9	13	13	13
	PALFREY Andrew	C		3:23	3:15	5:14	4:44	
14	LOVROVIC Marin	S	CRO	9	12	14	14	14
	MIKULICIC Sinisa	C		3:20	3:58	5:42	5:10	
15	LOOF Fredrik	S	SWE	14	15	15	15	15
	EKSTROM Anders	C		6:38	5:40	8:57	7:36	
16	LI Hongquan	S	CHN	16	16	16	16	16
	WANG He	C		10:25	8:08	12:09	9:54	

Other information:

Course:	Windward-Leeward 2 Laps (W2)
Temperature:	27 C
Humidity:	81%
Conditions:	Partly cloudy

Note:

- (1) A dash in a mark rounding column indicates that the boat's position was not recorded at that mark.
- (2) Times shown under NOC are times behind the leader.

Legend:

C Crew S Skipper

NOTE: Swap finishing positions 2 and 3 in race 3.



INDIVIDUAL RACE RESULTS WITH MARK ROUNDING
 带绕标记录的单轮成绩 / RÉSULTATS DE COURSE INDIVIDUELLE AVEC PASSAGES AUX MARQUES

	Marks				
	Start	1	4	1	Finish
Wind Direction:	290	290	290	300	290
Wind Speed(kts):	13	13	13	8	10
Elapsed time of first boat:		24:14	38:34	1:03:52	1:19:08

Rank	Name	Pos	NOC Code	Marks				Race Points
				1	4	1	Finish	
1	PEPPER Hamish WILLIAMS Carl	S C	NZL	1 0:00	4 0:16	1 0:00	1 0:00	1
2	MURRAY Iain PALFREY Andrew	S C	AUS	12 1:27	12 1:09	3 0:49	2 1:01	2
3	PICKEL Marc BORKOWSKI Ingo	S C	GER	8 0:50	1 0:00	2 0:43	3 1:05	3
4	LOVROVIC Marin MIKULICIC Sinisa	S C	CRO	3 0:13	3 0:13	4 0:56	4 1:15	4
5	MARAZZI Flavio DE MARIA Enrico	S C	SUI	10 1:17	10 0:51	5 1:16	5 1:18	5
6	LOOF Fredrik EKSTROM Anders	S C	SWE	14 1:47	14 1:23	6 1:23	6 1:21	6
7	ROHART Xavier RAMBEAU Pascal	S C	FRA	9 1:11	7 0:31	7 1:29	7 1:42	7
8	PERCY Iain SIMPSON Andrew	S C	GBR	4 0:20	2 0:07	9 1:49	8 1:44	8
9	SCHEIDT Robert PRADA Bruno	S C	BRA	15 2:07	15 1:39	11 2:05	9 1:59	9
10	KUSZNIEREWICZ Mateusz ZYCKI Dominik	S C	POL	2 0:06	5 0:20	8 1:36	10 2:04	10
11	NEGRI Diego VIALE Luigi	S C	ITA	11 1:23	11 1:04	10 2:00	11 2:30	11
12	O'LEARY Peter MILNE Stephen	S C	IRL	6 0:29	9 0:40	12 2:25	12 2:34	12
13	DOMINGOS Afonso PLANTIER SANTOS Bernardo	S C	POR	5 0:23	6 0:24	13 2:30	13 2:39	13
14	SPITZAUER Hans NEHAMMER Hans Christian	S C	AUT	7 0:43	8 0:35	14 2:39	14 2:43	14
15	DANE III John SPERRY Austin	S C	USA	13 1:42	13 1:12	15 2:43	15 2:55	15
16	LI Hongquan WANG He	S C	CHN	16 2:43	16 2:53	16 3:40	16 6:50	16

Other information:

Course:	Windward-Leeward 2 Laps (W2)
Temperature:	26 C
Humidity:	80%
Conditions:	Partly cloudy

Note:
 (1) A dash in a mark rounding column indicates that the boat's position was not recorded at that mark.
 (2) Times shown under NOC are times behind the leader.

Legend:
 C Crew S Skipper



INDIVIDUAL RACE RESULTS WITH MARK ROUNDING

带绕标记录的单轮成绩 / RÉSULTATS DE COURSE INDIVIDUELLE AVEC PASSAGES AUX MARQUES

	Marks				
	Start	1	4	1	Finish
Wind Direction:	270	270	270	270	270
Wind Speed(kts):	8	8	9	9	6
Elapsed time of first boat:		11:20	25:44	40:53	1:01:48

Rank	Name	Pos	NOC Code	Marks				Race Points
				1	4	1	Finish	
1	PERCY Iain SIMPSON Andrew	S C	GBR	1 0:00	1 0:00	1 0:00	1 0:00	1
2	SCHEIDT Robert PRADA Bruno	S C	BRA	6 0:25	4 0:44	5 0:57	2 0:33	2
3	KUSZNIEREWICZ Mateusz ZYCKI Dominik	S C	POL	13 0:56	2 0:17	2 0:10	3 0:34	3
4	LOVROVIC Marin MIKULICIC Sinisa	S C	CRO	5 0:21	14 2:02	3 0:45	4 1:05	4
5	DOMINGOS Afonso PLANTIER SANTOS Bernardo	S C	POR	15 1:04	7 1:16	4 0:51	5 1:06	5
6	MARAZZI Flavio DE MARIA Enrico	S C	SUI	14 1:01	15 2:02	10 1:36	6 1:29	6
7	NEGRI Diego VIALE Luigi	S C	ITA	3 0:14	3 0:33	7 1:08	7 1:32	7
8	LOOF Fredrik EKSTROM Anders	S C	SWE	10 0:42	13 2:01	12 1:50	8 1:37	8
9	ROHART Xavier RAMBEAU Pascal	S C	FRA	12 0:52	11 1:43	9 1:32	9 1:40	9
10	MURRAY Iain PALFREY Andrew	S C	AUS	2 0:11	8 1:22	11 1:39	10 1:45	10
11	PEPPER Hamish WILLIAMS Carl	S C	NZL	4 0:17	5 1:05	6 1:00	11 2:05	11
12	SPITZAUER Hans NEHAMMER Hans Christian	S C	AUT	7 0:31	6 1:15	8 1:26	12 2:07	12
13	O'LEARY Peter MILNE Stephen	S C	IRL	8 0:36	12 1:55	14 2:05	13 2:37	13
14	PICKEL Marc BORKOWSKI Ingo	S C	GER	11 0:48	9 1:25	13 1:55	14 2:39	14
15	LI Hongquan WANG He	S C	CHN	16 1:32	16 2:41	16 2:19	15 3:05	15
16	DANE III John SPERRY Austin	S C	USA	9 0:39	10 1:37	15 2:11	16 3:06	16

Other information:

Course:	Windward-Leeward 2 Laps (W2)
Temperature:	27 C
Humidity:	66%
Conditions:	Cloudy

Note:

- (1) A dash in a mark rounding column indicates that the boat's position was not recorded at that mark.
 (2) Times shown under NOC are times behind the leader.

Legend:

C Crew S Skipper



INDIVIDUAL RACE RESULTS WITH MARK ROUNDING

带绕标记录的单轮成绩 / RÉSULTATS DE COURSE INDIVIDUELLE AVEC PASSAGES AUX MARQUES

	Marks				
	Start	1	4	1	Finish
Wind Direction:	110	115	115	115	115
Wind Speed(kts):	15	10	10	10	10
Elapsed time of first boat:		16:20	34:18	51:07	1:07:49

Rank	Name	Pos	NOC Code	Marks				Race Points
				1	4	1	Finish	
1	LOOF Fredrik	S	SWE	8	2	1	1	1
	EKSTROM Anders	C		0:23	0:06	0:00	0:00	
2	PERCY Iain	S	GBR	9	1	5	2	2
	SIMPSON Andrew	C		0:26	0:00	0:18	0:09	
3	SCHEIDT Robert	S	BRA	12	3	3	3	3
	PRADA Bruno	C		0:43	0:11	0:12	0:19	
4	MARAZZI Flavio	S	SUI	10	7	6	4	4
	DE MARIA Enrico	C		0:32	0:19	0:23	0:35	
5	PEPPER Hamish	S	NZL	5	8	7	5	5
	WILLIAMS Carl	C		0:13	0:20	0:25	0:37	
6	PICKEL Marc	S	GER	1	12	4	6	6
	BORKOWSKI Ingo	C		0:00	0:31	0:14	0:40	
7	DOMINGOS Afonso	S	POR	2	11	2	7	7
	PLANTIER SANTOS Bernardo	C		0:01	0:25	0:09	0:42	
8	ROHART Xavier	S	FRA	3	10	9	8	8
	RAMBEAU Pascal	C		0:06	0:24	0:33	0:46	
9	KUSZNIEREWICZ Mateusz	S	POL	11	6	8	9	9
	ZYCKI Dominik	C		0:40	0:17	0:31	0:47	
10	DANE III John	S	USA	13	13	10	10	10
	SPERRY Austin	C		0:49	0:43	0:39	0:52	
11	O'LEARY Peter	S	IRL	6	9	11	11	11
	MILNE Stephen	C		0:13	0:22	1:00	1:03	
12	SPITZAUER Hans	S	AUT	15	14	12	12	12
	NEHAMMER Hans Christian	C		0:56	0:53	1:07	1:11	
13	NEGRI Diego	S	ITA	4	5	13	13	13
	VIALE Luigi	C		0:09	0:16	1:13	1:17	
14	MURRAY Iain	S	AUS	7	4	14	14	14
	PALFREY Andrew	C		0:22	0:12	1:18	1:20	
15	LOVROVIC Marin	S	CRO	16	16	15	15	15
	MIKULICIC Sinisa	C		1:13	1:19	1:54	2:09	
16	LI Hongquan	S	CHN	14	15	16	16	16
	WANG He	C		0:50	1:09	2:53	2:54	

Other information:

Course:	Windward-Leeward 2 Laps (W2)
Temperature:	28 C
Humidity:	55%
Conditions:	Sunny

Note:

- (1) A dash in a mark rounding column indicates that the boat's position was not recorded at that mark.
 (2) Times shown under NOC are times behind the leader.

Legend:

C Crew S Skipper



INDIVIDUAL RACE RESULTS WITH MARK ROUNDING

带绕标记录的单轮成绩 / RÉSULTATS DE COURSE INDIVIDUELLE AVEC PASSAGES AUX MARQUES

	Marks				
	Start	1	4	1	Finish
Wind Direction:	140	165	165	165	165
Wind Speed(kts):	11	8	8	8	8
Elapsed time of first boat:		20:29	34:12	46:38	1:00:10

Rank	Name	Pos	NOC Code	Marks				Race Points
				1	4	1	Finish	
1	MARAZZI Flavio	S	SUI	4	3	3	1	1
	DE MARIA Enrico	C		0:33	0:25	0:20	0:00	
2	ROHART Xavier	S	FRA	1	1	1	2	2
	RAMBEAU Pascal	C		0:00	0:00	0:00	0:04	
3	SCHEIDT Robert	S	BRA	5	5	2	3	3
	PRADA Bruno	C		0:38	0:48	0:15	0:38	
4	DANE III John	S	USA	2	2	5	4	4
	SPERRY Austin	C		0:10	0:21	0:38	1:24	
5	NEGRI Diego	S	ITA	9	7	7	5	5
	VIALE Luigi	C		1:06	1:20	1:20	1:36	
6	PERCY Iain	S	GBR	3	4	4	6	6
	SIMPSON Andrew	C		0:19	0:32	0:37	1:39	
7	LOOF Fredrik	S	SWE	6	6	6	7	7
	EKSTROM Anders	C		0:50	1:03	1:11	1:44	
8	MURRAY Iain	S	AUS	11	9	10	8	8
	PALFREY Andrew	C		1:20	1:44	2:13	1:48	
9	DOMINGOS Afonso	S	POR	10	10	11	9	9
	PLANTIER SANTOS Bernardo	C		1:09	1:48	2:31	2:13	
10	PICKEL Marc	S	GER	12	11	9	10	10
	BORKOWSKI Ingo	C		1:27	2:05	1:53	2:27	
11	PEPPER Hamish	S	NZL	7	8	8	11	11
	WILLIAMS Carl	C		0:55	1:28	1:47	2:45	
12	O'LEARY Peter	S	IRL	13	12	12	12	12
	MILNE Stephen	C		1:41	2:19	2:49	2:46	
13	KUSZNIEREWICZ Mateusz	S	POL	8	13	14	13	13
	ZYCKI Dominik	C		1:01	2:54	3:21	2:58	
14	SPITZAUER Hans	S	AUT	14	15	13	14	14
	NEHAMMER Hans Christian	C		2:35	3:27	3:12	3:22	
15	LOVROVIC Marin	S	CRO	16	14	15	15	15
	MIKULICIC Sinisa	C		2:54	3:17	3:59	3:58	
16	LI Hongquan	S	CHN	15	16	16	16	16
	WANG He	C		2:42	3:42	5:14	5:19	

Other information:

Course:	Windward-Leeward 2 Laps (W2)
Temperature:	28 C
Humidity:	55%
Conditions:	Sunny

Note:

- (1) A dash in a mark rounding column indicates that the boat's position was not recorded at that mark.
 (2) Times shown under NOC are times behind the leader.

Legend:

C Crew S Skipper



INDIVIDUAL RACE RESULTS WITH MARK ROUNDING

带绕标记录的单轮成绩 / RÉSULTATS DE COURSE INDIVIDUELLE AVEC PASSAGES AUX MARQUES

	Marks				
	Start	1	4	1	Finish
Wind Direction:	115				
Wind Speed(kts):	12				
Elapsed time of first boat:		9:25	14:51	23:28	28:53

Rank	Name	Pos	NOC Code	Marks				Race Points
				1	4	1	Finish	
1	KUSZNIEREWICZ Mateusz	S	POL	8	5	1	1	2
	ZYCKI Dominik	C		0:24	0:21	0:00	0:00	
2	MARAZZI Flavio	S	SUI	3	10	2	2	4
	DE MARIA Enrico	C		0:08	0:39	0:19	0:13	
3	SCHEIDT Robert	S	BRA	1	1	5	3	6
	PRADA Bruno	C		0:00	0:00	0:38	0:27	
4	PICKEL Marc	S	GER	7	8	4	4	8
	BORKOWSKI Ingo	C		0:20	0:33	0:34	0:35	
5	PERCY Iain	S	GBR	6	2	7	5	10
	SIMPSON Andrew	C		0:17	0:12	0:46	0:44	
6	DOMINGOS Afonso	S	POR	4	9	3	6	12
	PLANTIER SANTOS Bernardo	C		0:10	0:34	0:31	0:45	
7	PEPPER Hamish	S	NZL	2	7	6	7	14
	WILLIAMS Carl	C		0:05	0:26	0:43	0:47	
8	NEGRI Diego	S	ITA	10	6	9	8	16
	VIALE Luigi	C		0:29	0:21	0:53	0:49	
9	ROHART Xavier	S	FRA	9	4	8	9	18
	RAMBEAU Pascal	C		0:26	0:20	0:49	0:54	
10	LOOF Fredrik	S	SWE	5	3	10	10	20
	EKSTROM Anders	C		0:14	0:19	0:55	0:55	

Other information:

Course:	Windward-Leeward 2 Laps (W2)
Temperature:	25 C
Humidity:	95%
Conditions:	Rain

Note:

- (1) A dash in a mark rounding column indicates that the boat's position was not recorded at that mark.
 (2) Times shown under NOC are times behind the leader.

Legend:

C Crew S Skipper



FLEET OVERALL As of 17 AUG 2008

轮后单项总成绩表 / CLASSEMENT GÉNÉRAL - APRÈS N COURSES

AFTER 9 RACES

Place	Name	Pos	NOC Code	Points per Race								Medal Race	Total Pts	Net Pts	
				1	2	3	4	5	6	7	8				
1	AYTON Sarah WEBB Sarah WILSON Pippa	S C1 C2	GBR	2	3	4	(7)	4	2	2	5	2		31	24
2	MULDER Mandy BES Annemieke WITTEVEEN Merel	S C1 C2	NED	9	1	2	(13)	1	5	4	1	8		44	31
3	BEKATOROU Sofia PAPADOPOULOU Sofia KRAVARIOTI Virginia	S C1 C2	GRE	10	12	9	3	2	(16) OCS	3	3	6		64	48
4	SCHUEMANN Ulli HOEPFNER Ute BLECK Julia	S C1 C2	GER	8	7	7	11	11	3	5	(13)	4		69	56
5	le HELLEY Anne LEPESANT Catherine GERECHT Julie	S C1 C2	FRA	4	(15)	1	14	5	10	10	2	10		71	56
6	SKUDINA Ekaterina KRUTSKIKH Diana IVANOVA Natalia	S C1 C2	RUS	3	8	12	10	(15)	1	6	6	10		71	56
7	BARKOW Sally HOWE Carrie CAPOZZI Deborah	S C1 C2	USA	(14)	2	8	5	6	11	1	10	18		75	61
8	SONG Xiaqun YU Yanli LI Xiaoni	S C1 C2	CHN	7	5	(16) DSQ	4	13	6	8	4	16		79	63
9	SUNDBY Siren FREDRIKSEN Lise Birgitte KOEFOED Alexandra	S C1 C2	NOR	12	(13)	5	1	3	13	12	11	12		82	69
10	WEIR Krystal GOJNICH Karyn FARRELL Angela	S C1 C2	AUS	1	11	6	(12)	7	7	9	8	22 DSQ		83	71
11	LEHTINEN Silja KLEMETZ Maria VARESMAA Livia	S C1 C2	FIN	6	6	3	8	10	(16) OCS	15	12	-		76	60
12	PROVOYEUR Dominique REW Kim ALISON Penny	S C1 C2	RSA	(13)	10	11	2	12	8	13	7	-		76	63
13	PROVAN Jennifer HENDERSON Martha ABBOTT Katie	S C1 C2	CAN	5	4	10	(15)	9	12	11	15	-		81	66

NOTE: After Protest, FRA scored 10 points and AUS DSQ in Medal Race.



FLEET OVERALL As of 17 AUG 2008

N轮后单项总成绩表 / CLASSEMENT GÉNÉRAL - APRÈS N COURSES

AFTER 9 RACES

Place	Name	Pos	NOC Code	Points per Race								Medal Race	Total Pts	Net Pts
				1	2	3	4	5	6	7	8			
14	AZON Monica	S	ESP	11	9	(14)	6	14	4	14	9	-	81	67
	AZON Sandra	C1												
	PISONERO Graciela	C2												
15	CALLIGARIS Chiara	S	ITA	(15)	14	13	9	8	9	7	14	-	89	74
	SCOGNAMILLO Francesca	C1												
	PIGNOLO Giulia	C2												

Legend:

(x) Excluded score
 DSQ Disqualification
 S Skipper

C1 Crew 1
 OCS On the course side

C2 Crew 2
 Pts points

NOTE: After Protest, FRA scored 10 points and AUS DSQ in Medal Race.



FLEET OVERALL - PROGRESSIVE As of 17 AUG 2008
 名次汇总表 / CLASSEMENT GÉNÉRAL - EN COURS

Name	Pos	NOC Code	Overall Position (Rank) after each race								Medal
			1	2	3	4	5	6	7	8	
AYTON Sarah	S	GBR	2	1	1	1	2	1	1	1	1
WEBB Sarah	C1										
WILSON Pippa	C2										
MULDER Mandy	S	NED	9	3	2	3	1	2	2	2	2
BES Annemieke	C1										
WITTEVEEN Merel	C2										
BEKATOROU Sofia	S	GRE	10	12	12	11	13	10	4	3	3
PAPADOPOULOU Sofia	C1										
KRAVARIOTI Virginia	C2										
SCHUEMANN Ulli	S	GER	8	8	7	9	11	11	7	9	4
HOEPFNER Ute	C1										
BLECK Julia	C2										
le HELLEY Anne	S	FRA	4	10	6	10	5	8	9	5	5
LEPESANT Catherine	C1										
GERECHT Julie	C2										
SKUDINA Ekaterina	S	RUS	3	4	8	8	10	7	5	6	6
KRUTSKIKH Diana	C1										
IVANOVA Natalia	C2										
BARKOW Sally	S	USA	14	9	9	4	4	4	3	4	7
HOWE Carrie	C1										
CAPOZZI Deborah	C2										
SONG Xiaqun	S	CHN	7	6	10	7	8	9	8	7	8
YU Yanli	C1										
LI Xiaoni	C2										
SUNDBY Siren	S	NOR	12	14	11	6	3	6	10	10	9
FREDRIKSEN Lise Birgitte	C1										
KOEFOED Alexandra	C2										
WEIR Krystal	S	AUS	1	5	4	5	6	3	6	8	10
GOJNICH Karyn	C1										
FARRELL Angela	C2										
LEHTINEN Silja	S	FIN	6	7	3	2	9	5	11	11	11
KLEMETZ Maria	C1										
VARESMAA Livia	C2										
PROVOYEUR Dominique	S	RSA	13	13	14	13	12	13	13	12	12
REW Kim	C1										
ALISON Penny	C2										
PROVAN Jennifer	S	CAN	5	2	5	12	7	12	12	13	13
HENDERSON Martha	C1										
ABBOTT Katie	C2										

NOTE: After Protest, FRA scored 10 points and AUS DSQ in Medal Race.



FLEET OVERALL - PROGRESSIVE As of 17 AUG 2008
 名次汇总表 / CLASSEMENT GÉNÉRAL - EN COURS

Name	Pos	NOC Code	Overall Position (Rank) after each race								Medal
			1	2	3	4	5	6	7	8	
AZON Monica	S	ESP	11	11	13	14	14	14	14	14	14
AZON Sandra	C1										
PISONERO Graciela	C2										
CALLIGARIS Chiara	S	ITA	15	15	15	15	15	15	15	15	15
SCOGNAMILLO Francesca	C1										
PIGNOLO Giulia	C2										

Legend:

C1 Crew 1 C2 Crew 2 S Skipper

NOTE: After Protest, FRA scored 10 points and AUS DSQ in Medal Race.



INDIVIDUAL RACE RESULTS WITH MARK ROUNDING

带绕标记录的单轮成绩 / RÉSULTATS DE COURSE INDIVIDUELLE AVEC PASSAGES AUX MARQUES

	Marks				
	Start	1	4	1	Finish
Wind Direction:	115	115	115	110	115
Wind Speed(kts):	6	6	6	6	4
Elapsed time of first boat:		12:16	33:26	46:47	1:09:45

Rank	Name	Pos	NOC Code	Marks				Race Points
				1	4	1	Finish	
1	WEIR Krystal	S	AUS	7	5	2	1	1
	GOJNICH Karyn	C1		0:21	0:21	0:04	0:00	
	FARRELL Angela	C2						
2	AYTON Sarah	S	GBR	15	9	11	2	2
	WEBB Sarah	C1		0:52	0:45	1:23	0:29	
	WILSON Pippa	C2						
3	SKUDINA Ekaterina	S	RUS	13	6	4	3	3
	KRUTSKIKH Diana	C1		0:44	0:25	0:38	0:39	
	IVANOVA Natalia	C2						
4	le HELLEY Anne	S	FRA	2	1	1	4	4
	LEPESANT Catherine	C1		0:01	0:00	0:00	0:49	
	GERECHT Julie	C2						
5	PROVAN Jennifer	S	CAN	9	13	12	5	5
	HENDERSON Martha	C1		0:28	1:16	1:31	1:01	
	ABBOTT Katie	C2						
6	LEHTINEN Silja	S	FIN	4	4	6	6	6
	KLEMETZ Maria	C1		0:14	0:14	0:53	1:03	
	VARESMAA Livia	C2						
7	SONG Xiaqun	S	CHN	3	8	5	7	7
	YU Yanli	C1		0:12	0:39	0:46	1:04	
	LI Xiaoni	C2						
8	SCHUEMANN Ulli	S	GER	8	12	13	8	8
	HOEPFNER Ute	C1		0:25	1:12	1:37	1:28	
	BLECK Julia	C2						
9	MULDER Mandy	S	NED	6	7	3	9	9
	BES Annemieke	C1		0:19	0:30	0:13	1:32	
	WITTEVEEN Merel	C2						
10	BEKATOROU Sofia	S	GRE	1	3	9	10	10
	PAPADOPOULOU Sofia	C1		0:00	0:09	1:00	1:37	
	KRAVARIOTI Virginia	C2						
11	AZON Monica	S	ESP	10	10	7	11	11
	AZON Sandra	C1		0:30	0:48	0:55	2:09	
	PISONERO Graciela	C2						
12	SUNDBY Siren	S	NOR	14	15	15	12	12
	FREDRIKSEN Lise Birgitte	C1		0:49	1:42	2:14	2:10	
	KOEFOD Alexandra	C2						
13	PROVOYEUR Dominique	S	RSA	11	11	8	13	13
	REW Kim	C1		0:34	1:03	0:57	2:13	
	ALISON Penny	C2						
14	BARKOW Sally	S	USA	5	2	10	14	14
	HOWE Carrie	C1		0:16	0:05	1:12	2:16	
	CAPOZZI Deborah	C2						



INDIVIDUAL RACE RESULTS WITH MARK ROUNDING

带绕标记录的单轮成绩 / RÉSULTATS DE COURSE INDIVIDUELLE AVEC PASSAGES AUX MARQUES

	Marks				
	Start	1	4	1	Finish
Wind Direction:	115	115	115	115	115
Wind Speed(kts):	6	6	6	6	6
Elapsed time of first boat:		10:26	23:47	33:02	46:50

Rank	Name	Pos	NOC Code	Marks				Race Points
				1	4	1	Finish	
1	MULDER Mandy	S	NED	1	1	1	1	1
	BES Annemieke	C1		0:00	0:00	0:00	0:00	
	WITTEVEEN Merel	C2						
2	BARKOW Sally	S	USA	2	2	4	2	2
	HOWE Carrie	C1		0:16	1:19	1:41	1:02	
	CAPOZZI Deborah	C2						
3	AYTON Sarah	S	GBR	8	9	3	3	3
	WEBB Sarah	C1		0:29	1:43	1:32	1:17	
	WILSON Pippa	C2						
4	PROVAN Jennifer	S	CAN	5	3	6	4	4
	HENDERSON Martha	C1		0:24	1:21	1:53	1:29	
	ABBOTT Katie	C2						
5	SONG Xiaqun	S	CHN	10	7	5	5	5
	YU Yanli	C1		0:40	1:37	1:46	1:33	
	LI Xiaoni	C2						
6	LEHTINEN Silja	S	FIN	9	10	9	6	6
	KLEMETZ Maria	C1		0:34	1:45	2:08	1:35	
	VARESMAA Livia	C2						
7	SCHUEMANN Ulli	S	GER	6	6	7	7	7
	HOEPFNER Ute	C1		0:24	1:34	2:00	1:37	
	BLECK Julia	C2						
8	SKUDINA Ekaterina	S	RUS	14	11	8	8	8
	KRUTSKIKH Diana	C1		1:26	1:48	2:05	1:47	
	IVANOVA Natalia	C2						
9	AZON Monica	S	ESP	4	4	2	9	9
	AZON Sandra	C1		0:22	1:26	1:28	1:53	
	PISONERO Graciela	C2						
10	PROVOYEUR Dominique	S	RSA	3	5	10	10	10
	REW Kim	C1		0:20	1:30	2:12	1:55	
	ALISON Penny	C2						
11	WEIR Krystal	S	AUS	13	8	11	11	11
	GOJNICH Karyn	C1		1:21	1:40	2:31	1:57	
	FARRELL Angela	C2						
12	BEKATOROU Sofia	S	GRE	12	12	12	12	12
	PAPADOPOULOU Sofia	C1		1:14	2:11	2:34	2:10	
	KRAVARIOTI Virginia	C2						
13	SUNDBY Siren	S	NOR	15	15	15	13	13
	FREDRIKSEN Lise Birgitte	C1		1:39	2:59	3:14	2:24	
	KOEFOD Alexandra	C2						
14	CALLIGARIS Chiara	S	ITA	11	13	13	14	14
	SCOGNAMILLO Francesca	C1		1:07	2:16	2:46	2:29	
	PIGNOLO Giulia	C2						



INDIVIDUAL RACE RESULTS WITH MARK ROUNDING

带绕标记录的单轮成绩 / RÉSULTATS DE COURSE INDIVIDUELLE AVEC PASSAGES AUX MARQUES

	Marks				
	Start	1	4	1	Finish
Wind Direction:	115	115	115	115	115
Wind Speed(kts):	9	9	9	9	9
Elapsed time of first boat:		17:27	30:16	45:27	59:06

Rank	Name	Pos	NOC Code	Marks				Race Points
				1	4	1	Finish	
1	le HELLEY Anne LEPESANT Catherine GERECHT Julie	S C1 C2	FRA	4 0:33	1 0:00	1 0:00	1 0:00	1
2	MULDER Mandy BES Annemieke WITTEVEEN Merel	S C1 C2	NED	2 0:08	2 0:12	2 0:02	2 0:05	2
3	LEHTINEN Silja KLEMETZ Maria VARESMAA Livia	S C1 C2	FIN	3 0:14	4 0:33	5 0:31	3 0:15	3
4	AYTON Sarah WEBB Sarah WILSON Pippa	S C1 C2	GBR	8 1:05	7 1:00	4 0:25	4 0:26	4
5	SUNDBY Siren FREDRIKSEN Lise Birgitte KOEFOED Alexandra	S C1 C2	NOR	7 1:00	6 0:56	6 0:35	5 0:41	5
6	WEIR Krystal GOJNICH Karyn FARRELL Angela	S C1 C2	AUS	6 0:50	8 1:04	8 1:02	6 0:44	6
7	SCHUEMANN Ulli HOEPFNER Ute BLECK Julia	S C1 C2	GER	1 0:00	3 0:21	3 0:08	7 0:45	7
8	BARKOW Sally HOWE Carrie CAPOZZI Deborah	S C1 C2	USA	10 1:17	10 1:19	9 1:08	8 1:01	8
9	BEKATOROU Sofia PAPADOPOULOU Sofia KRAVARIOTI Virginia	S C1 C2	GRE	9 1:09	13 1:33	10 1:12	9 1:03	9
10	PROVAN Jennifer HENDERSON Martha ABBOTT Katie	S C1 C2	CAN	13 1:35	9 1:10	11 1:14	10 1:20	10
11	PROVOYEUR Dominique REW Kim ALISON Penny	S C1 C2	RSA	5 0:39	5 0:48	7 0:48	11 1:21	11
12	SKUDINA Ekaterina KRUTSKIKH Diana IVANOVA Natalia	S C1 C2	RUS	15 2:04	15 2:07	15 1:35	12 1:23	12
13	CALLIGARIS Chiara SCOGNAMILLO Francesca PIGNOLO Giulia	S C1 C2	ITA	14 1:56	14 1:53	12 1:17	13 1:26	13
14	AZON Monica AZON Sandra PISONERO Graciela	S C1 C2	ESP	11 1:28	12 1:26	14 1:25	14 1:26	14

NOTE: After protests CHN is DSQ in race 3.



INDIVIDUAL RACE RESULTS WITH MARK ROUNDING

带绕标记录的单轮成绩 / RÉSULTATS DE COURSE INDIVIDUELLE AVEC PASSAGES AUX MARQUES

	Marks				
	Start	1	4	1	Finish
Wind Direction:	120	120	120	120	120
Wind Speed(kts):	8	8	8	8	8
Elapsed time of first boat:		17:28	30:40	44:25	57:52

Rank	Name	Pos	NOC Code	Marks				Race Points
				1	4	1	Finish	
1	SUNDBY Siren	S	NOR	1	1	1	1	1
	FREDRIKSEN Lise Birgitte	C1		0:00	0:00	0:00	0:00	
	KOEFOED Alexandra	C2						
2	PROVOYEUR Dominique	S	RSA	2	2	2	2	2
	REW Kim	C1		0:11	0:15	0:39	0:57	
	ALISON Penny	C2						
3	BEKATOROU Sofia	S	GRE	4	4	4	3	3
	PAPADOPOULOU Sofia	C1		0:29	1:00	1:13	1:27	
	KRAVARIOTI Virginia	C2						
4	SONG Xiaqun	S	CHN	3	3	3	4	4
	YU Yanli	C1		0:26	0:51	1:00	1:28	
	LI Xiaoni	C2						
5	BARKOW Sally	S	USA	9	7	6	5	5
	HOWE Carrie	C1		0:54	1:15	1:31	1:38	
	CAPOZZI Deborah	C2						
6	AZON Monica	S	ESP	13	9	5	6	6
	AZON Sandra	C1		1:09	1:22	1:16	1:46	
	PISONERO Graciela	C2						
7	AYTON Sarah	S	GBR	8	14	9	7	7
	WEBB Sarah	C1		0:49	1:42	1:45	1:58	
	WILSON Pippa	C2						
8	LEHTINEN Silja	S	FIN	5	6	7	8	8
	KLEMETZ Maria	C1		0:32	1:07	1:34	2:04	
	VARESMAA Livia	C2						
9	CALLIGARIS Chiara	S	ITA	10	13	11	9	9
	SCOGNAMILLO Francesca	C1		0:59	1:39	1:54	2:09	
	PIGNOLO Giulia	C2						
10	SKUDINA Ekaterina	S	RUS	7	5	8	10	10
	KRUTSKIKH Diana	C1		0:47	1:07	1:37	2:13	
	IVANOVA Natalia	C2						
11	SCHUEMANN Ulli	S	GER	6	8	10	11	11
	HOEPFNER Ute	C1		0:36	1:19	1:48	2:16	
	BLECK Julia	C2						
12	WEIR Krystal	S	AUS	14	15	13	12	12
	GOJNICH Karyn	C1		1:14	1:57	2:05	2:17	
	FARRELL Angela	C2						
13	MULDER Mandy	S	NED	12	11	12	13	13
	BES Annemieke	C1		1:07	1:28	1:57	2:23	
	WITTEVEEN Merel	C2						
14	le HELLEY Anne	S	FRA	15	12	15	14	14
	LEPESANT Catherine	C1		1:19	1:31	2:31	2:27	
	GERECHT Julie	C2						



INDIVIDUAL RACE RESULTS WITH MARK ROUNDING

带绕标记录的单轮成绩 / RÉSULTATS DE COURSE INDIVIDUELLE AVEC PASSAGES AUX MARQUES

	Marks				
	Start	1	4	1	Finish
Wind Direction:	105	105	105	105	105
Wind Speed(kts):	10	10	10	10	10
Elapsed time of first boat:		24:44	42:30	56:40	1:10:16

Rank	Name	Pos	NOC Code	Marks				Race Points
				1	4	1	Finish	
1	MULDER Mandy	S	NED	1	1	1	1	1
	BES Annemieke	C1		0:00	0:00	0:00	0:00	
	WITTEVEEN Merel	C2						
2	BEKATOROU Sofia	S	GRE	7	4	2	2	2
	PAPADOPOULOU Sofia	C1		1:17	0:59	1:08	1:43	
	KRAVARIOTI Virginia	C2						
3	SUNDBY Siren	S	NOR	3	6	8	3	3
	FREDRIKSEN Lise Birgitte	C1		0:21	1:12	2:03	1:45	
	KOEFOED Alexandra	C2						
4	AYTON Sarah	S	GBR	10	8	3	4	4
	WEBB Sarah	C1		1:40	1:24	1:18	1:57	
	WILSON Pippa	C2						
5	le HELLEY Anne	S	FRA	4	2	4	5	5
	LEPESANT Catherine	C1		0:34	0:49	1:27	2:01	
	GERECHT Julie	C2						
6	BARKOW Sally	S	USA	5	5	6	6	6
	HOWE Carrie	C1		0:53	1:09	1:39	2:09	
	CAPOZZI Deborah	C2						
7	WEIR Krystal	S	AUS	8	7	7	7	7
	GOJNICH Karyn	C1		1:26	1:20	1:48	2:12	
	FARRELL Angela	C2						
8	CALLIGARIS Chiara	S	ITA	9	9	14	8	8
	SCOGNAMILLO Francesca	C1		1:28	1:28	2:45	2:20	
	PIGNOLO Giulia	C2						
9	PROVAN Jennifer	S	CAN	11	11	13	9	9
	HENDERSON Martha	C1		1:49	1:37	2:34	2:22	
	ABBOTT Katie	C2						
10	LEHTINEN Silja	S	FIN	14	13	9	10	10
	KLEMETZ Maria	C1		2:45	2:06	2:09	2:26	
	VARESMÄÄ Livia	C2						
11	SCHUEMANN Ulli	S	GER	2	3	5	11	11
	HOEPFNER Ute	C1		0:17	0:54	1:33	2:27	
	BLECK Julia	C2						
12	PROVOYEUR Dominique	S	RSA	6	10	10	12	12
	REW Kim	C1		1:03	1:29	2:11	2:28	
	ALISON Penny	C2						
13	SONG Xiaqun	S	CHN	15	15	11	13	13
	YU Yanli	C1		3:27	2:38	2:18	2:36	
	LI Xiaoni	C2						
14	AZON Monica	S	ESP	13	14	12	14	14
	AZON Sandra	C1		2:16	2:17	2:23	2:46	
	PISONERO Graciela	C2						



INDIVIDUAL RACE RESULTS WITH MARK ROUNDING

带绕标记录的单轮成绩 / RÉSULTATS DE COURSE INDIVIDUELLE AVEC PASSAGES AUX MARQUES

	Marks				
	Start	1	4	1	Finish
Wind Direction:	105	105	105	105	105
Wind Speed(kts):	6	6	6	6	6
Elapsed time of first boat:	15:20	26:57	40:14	51:53	

Rank	Name	Pos	NOC Code	Marks				Race Points
				1	4	1	Finish	
1	SKUDINA Ekaterina KRUTSKIKH Diana IVANOVA Natalia	S C1 C2	RUS	4 0:16	2 0:07	2 0:05	1 0:00	1
2	AYTON Sarah WEBB Sarah WILSON Pippa	S C1 C2	GBR	3 0:13	3 0:13	3 0:16	2 0:04	2
3	SCHUEMANN Ulli HOEPFNER Ute BLECK Julia	S C1 C2	GER	1 0:00	1 0:00	1 0:00	3 0:23	3
4	AZON Monica AZON Sandra PISONERO Graciela	S C1 C2	ESP	6 0:27	5 0:41	6 0:39	4 0:42	4
5	MULDER Mandy BES Annemieke WITTEVEEN Merel	S C1 C2	NED	7 0:31	7 0:50	4 0:28	5 0:43	5
6	SONG Xiaqun YU Yanli LI Xiaoni	S C1 C2	CHN	9 0:44	4 0:38	5 0:34	6 0:43	6
7	WEIR Krystal GOJNICH Karyn FARRELL Angela	S C1 C2	AUS	8 0:43	6 0:46	7 0:43	7 0:46	7
8	PROVOYEUR Dominique REW Kim ALISON Penny	S C1 C2	RSA	12 0:53	8 0:58	8 0:46	8 0:51	8
9	CALLIGARIS Chiara SCOGNAMILLO Francesca PIGNOLO Giulia	S C1 C2	ITA	10 0:47	9 1:03	10 0:55	9 0:52	9
10	le HELLEY Anne LEPESANT Catherine GERECHT Julie	S C1 C2	FRA	14 1:11	12 1:20	11 1:08	10 0:55	10
11	BARKOW Sally HOWE Carrie CAPOZZI Deborah	S C1 C2	USA	11 0:50	10 1:07	9 0:51	11 1:05	11
12	PROVAN Jennifer HENDERSON Martha ABBOTT Katie	S C1 C2	CAN	13 0:56	11 1:09	12 1:27	12 1:08	12
13	SUNDBY Siren FREDRIKSEN Lise Birgitte KOEFOED Alexandra	S C1 C2	NOR	15 1:12	13 1:30	13 2:01	13 1:21	13
-	LEHTINEN Silja KLEMETZ Maria VARESMMA Livia	S C1 C2	FIN	2 0:09	-	-	-	16 OCS



INDIVIDUAL RACE RESULTS WITH MARK ROUNDING

带绕标记录的单轮成绩 / RÉSULTATS DE COURSE INDIVIDUELLE AVEC PASSAGES AUX MARQUES

Rank	Name	Pos	NOC Code	Marks			Finish	Race Points
				1	4	1		
-	BEKATOROU Sofia	S	GRE	5	-	-	-	16
	PAPADOPOULOU Sofia	C1		0:25				OCS
	KRAVARIOTI Virginia	C2						

Other information:

Course:	Windward-Leeward 2 Laps (W2)
Temperature:	26 C
Humidity:	84%
Conditions:	Cloudy

Note:

- (1) A dash in a mark rounding column indicates that the boat's position was not recorded at that mark.
 (2) Times shown under NOC are times behind the leader.

Legend:

C1 Crew 1
 S Skipper
 C2 Crew 2
 OCS On the course side



INDIVIDUAL RACE RESULTS WITH MARK ROUNDING

带绕标记录的单轮成绩 / RÉSULTATS DE COURSE INDIVIDUELLE AVEC PASSAGES AUX MARQUES

	Marks				
	Start	1	4	1	Finish
Wind Direction:	140	140	145	160	160
Wind Speed(kts):	6	6	6	6	6
Elapsed time of first boat:		19:12	31:57	49:32	1:05:44

Rank	Name	Pos	NOC Code	Marks				Race Points
				1	4	1	Finish	
1	BARKOW Sally	S	USA	3	1	1	1	1
	HOWE Carrie	C1		0:20	0:00	0:00	0:00	
	CAPOZZI Deborah	C2						
2	AYTON Sarah	S	GBR	7	5	2	2	2
	WEBB Sarah	C1		0:46	0:16	0:30	1:02	
	WILSON Pippa	C2						
3	BEKATOROU Sofia	S	GRE	4	4	4	3	3
	PAPADOPOULOU Sofia	C1		0:28	0:13	0:54	2:03	
	KRAVARIOTI Virginia	C2						
4	MULDER Mandy	S	NED	2	3	3	4	4
	BES Annemieke	C1		0:04	0:09	0:49	2:11	
	WITTEVEEN Merel	C2						
5	SCHUEMANN Ulli	S	GER	10	11	5	5	5
	HOEPFNER Ute	C1		0:55	1:25	1:07	2:43	
	BLECK Julia	C2						
6	SKUDINA Ekaterina	S	RUS	1	2	7	6	6
	KRUTSKIKH Diana	C1		0:00	0:05	1:36	3:01	
	IVANOVA Natalia	C2						
7	CALLIGARIS Chiara	S	ITA	5	7	6	7	7
	SCOGNAMILLO Francesca	C1		0:31	0:58	1:32	3:20	
	PIGNOLO Giulia	C2						
8	SONG Xiaqun	S	CHN	6	6	8	8	8
	YU Yanli	C1		0:38	0:53	1:44	3:25	
	LI Xiaoni	C2						
9	WEIR Krystal	S	AUS	14	10	12	9	9
	GOJNICH Karyn	C1		1:40	1:22	3:13	3:57	
	FARRELL Angela	C2						
10	le HELLEY Anne	S	FRA	9	8	10	10	10
	LEPESANT Catherine	C1		0:53	1:03	2:04	4:06	
	GERECHT Julie	C2						
11	PROVAN Jennifer	S	CAN	11	9	9	11	11
	HENDERSON Martha	C1		1:10	1:07	1:53	4:10	
	ABBOTT Katie	C2						
12	SUNDBY Siren	S	NOR	12	13	13	12	12
	FREDRIKSEN Lise Birgitte	C1		1:18	1:50	3:38	4:30	
	KOEFOD Alexandra	C2						
13	PROVOYEUR Dominique	S	RSA	13	12	11	13	13
	REW Kim	C1		1:28	1:32	3:07	4:49	
	ALISON Penny	C2						
14	AZON Monica	S	ESP	8	14	14	14	14
	AZON Sandra	C1		0:50	1:55	3:43	5:31	
	PISONERO Graciela	C2						



INDIVIDUAL RACE RESULTS WITH MARK ROUNDING

带绕标记录的单轮成绩 / RÉSULTATS DE COURSE INDIVIDUELLE AVEC PASSAGES AUX MARQUES

	Marks				
	Start	1	4	1	Finish
Wind Direction:	20	20	20	20	20
Wind Speed(kts):	8	13	10	8	12
Elapsed time of first boat:		18:44	32:41	49:35	59:58

Rank	Name	Pos	NOC Code	Marks				Race Points
				1	4	1	Finish	
1	MULDER Mandy	S	NED	1	1	1	1	1
	BES Annemieke	C1		0:00	0:00	0:00	0:00	
	WITTEVEEN Merel	C2						
2	le HELLEY Anne	S	FRA	3	2	2	2	2
	LEPESANT Catherine	C1		0:15	0:21	0:05	0:01	
	GERECHT Julie	C2						
3	BEKATOROU Sofia	S	GRE	11	4	3	3	3
	PAPADOPOULOU Sofia	C1		0:57	0:35	0:14	0:07	
	KRAVARIOTI Virginia	C2						
4	SONG Xiaqun	S	CHN	5	8	4	4	4
	YU Yanli	C1		0:25	1:02	0:51	0:38	
	LI Xiaoni	C2						
5	AYTON Sarah	S	GBR	2	3	6	5	5
	WEBB Sarah	C1		0:10	0:33	1:03	0:52	
	WILSON Pippa	C2						
6	SKUDINA Ekaterina	S	RUS	7	6	5	6	6
	KRUTSKIKH Diana	C1		0:36	0:50	0:55	1:00	
	IVANOVA Natalia	C2						
7	PROVOYEUR Dominique	S	RSA	6	5	7	7	7
	REW Kim	C1		0:29	0:45	1:13	1:05	
	ALISON Penny	C2						
8	WEIR Krystal	S	AUS	10	10	8	8	8
	GOJNICH Karyn	C1		0:53	1:10	1:17	1:08	
	FARRELL Angela	C2						
9	AZON Monica	S	ESP	8	12	9	9	9
	AZON Sandra	C1		0:41	1:15	1:30	1:17	
	PISONERO Graciela	C2						
10	BARKOW Sally	S	USA	9	9	10	10	10
	HOWE Carrie	C1		0:50	1:05	1:33	1:21	
	CAPOZZI Deborah	C2						
11	SUNDBY Siren	S	NOR	13	13	12	11	11
	FREDRIKSEN Lise Birgitte	C1		1:04	1:19	1:45	1:31	
	KOEFOD Alexandra	C2						
12	LEHTINEN Silja	S	FIN	4	7	11	12	12
	KLEMETZ Maria	C1		0:21	0:55	1:41	1:33	
	VARESMAA Livia	C2						
13	SCHUEMANN Ulli	S	GER	15	14	13	13	13
	HOEPFNER Ute	C1		1:20	1:27	2:09	2:11	
	BLECK Julia	C2						
14	CALLIGARIS Chiara	S	ITA	14	15	14	14	14
	SCOGNAMILLO Francesca	C1		1:15	1:30	2:24	2:16	
	PIGNOLO Giulia	C2						



INDIVIDUAL RACE RESULTS WITH MARK ROUNDING

带绕标记录的单轮成绩 / RÉSULTATS DE COURSE INDIVIDUELLE AVEC PASSAGES AUX MARQUES

	Marks				
	Start	1	4	1	Finish
Wind Direction:	95	95	95	95	95
Wind Speed(kts):	11	16	16	16	16
Elapsed time of first boat:		9:31	13:33	22:36	27:03

Rank	Name	Pos	NOC Code	Marks				Race Points
				1	4	1	Finish	
1	AYTON Sarah	S	GBR	1	1	2	1	2
	WEBB Sarah	C1		0:00	0:00	0:05	0:00	
	WILSON Pippa	C2						
2	SCHUEMANN Ulli	S	GER	4	3	1	2	4
	HOEPFNER Ute	C1		0:21	0:20	0:00	0:07	
	BLECK Julia	C2						
3	BEKATOROU Sofia	S	GRE	3	2	3	3	6
	PAPADOPOULOU Sofia	C1		0:15	0:16	0:35	0:34	
	KRAVARIOTI Virginia	C2						
4	MULDER Mandy	S	NED	2	5	6	5	8
	BES Annemieke	C1		0:01	0:29	0:58	1:00	
	WITTEVEEN Merel	C2						
5	le HELLEY Anne	S	FRA	5	4	8	8	10
	LEPESANT Catherine	C1		0:25	0:26	1:07	1:23	
	GERECHT Julie	C2						
5	SKUDINA Ekaterina	S	RUS	10	10	9	6	10
	KRUTSKIKH Diana	C1		1:06	1:03	1:22	1:09	
	IVANOVA Natalia	C2						
7	SUNDBY Siren	S	NOR	6	6	4	7	12
	FREDRIKSEN Lise Birgitte	C1		0:34	0:31	0:50	1:20	
	KOEFOD Alexandra	C2						
8	SONG Xiaqun	S	CHN	9	9	10	9	16
	YU Yanli	C1		1:03	0:56	1:51	1:28	
	LI Xiaoni	C2						
9	BARKOW Sally	S	USA	7	8	7	10	18
	HOWE Carrie	C1		0:39	0:52	1:01	2:28	
	CAPOZZI Deborah	C2						

NOTE: After Protest, FRA scored 10 points and AUS DSQ in Medal Race.



Beijing 2008



Shooting

9-17 August

OFFICIAL RESULTS BOOK



ISSF President Letter

On behalf of the International Shooting Sport Federation – ISSF – we thank the athletes for their excellent performances in the Olympic Shooting Events of the XXIX Olympic Games in Beijing 2008, P. R. of China.

We express our thanks and appreciation to the organizers of these Olympic Games for their great efforts and the excellent organization of these unforgettable 9 days of outstanding shooting sport.

The newly constructed Beijing Olympic Shooting Complex already demonstrated its excellent functionality during the Pre-Olympic Test event “Good Luck – Beijing” and ISSF World Cup in April 2008, when about 1000 athletes participated in all Olympic events. Thanks to the professional design and construction, this venue proves to be the best existing shooting venue of the world. It was a great pleasure and a unique experience for our 390 athletes from 103 countries from all five continents and all the officials, referees, judges and volunteers to contribute to these very successful shooting events of the XXIX Olympic Games in Beijing 2008.

The people of the host country of the P.R. of China are well known as sport enthusiasts and we once again thank them for their great hospitality and especially for their valuable interest in our shooting sport.

We express our sincere congratulations not only to the winners but also to each participant who showed the world that sport can truly be considered as an expression of peace, friendship and brotherhood in fair play.

We are wishing all athletes, officials, referees, judges and spectators safe return home and we are sure that all will take home good memories of the many nice impressions of warm friendship and the extraordinary hospitality of the organizers, our friends and people of Beijing and the P. R. of China and the shooting family looks forward to come back to Beijing for future championships on this excellent Olympic Shooting Complex.



A handwritten signature in black ink, appearing to read 'Olegario Vázquez Raña'. The signature is stylized and fluid.

Olegario Vázquez Raña
ISSF President



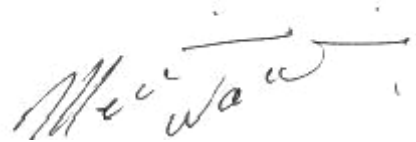
A handwritten signature in black ink, appearing to read 'Horst G. Schreiber'. The signature is written in a cursive style.

Horst G. Schreiber
ISSF Secretary General

We the undersigned certify that the shooting events of the Olympic Games 2008 were conducted according to the Rules and Regulations of ISSF and that the Doping Control Rules and Regulations of IOC and ISSF were followed.



Technical Delegate
DAVID R. V. PARISH



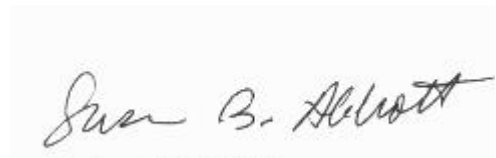
Technical Delegate
MEDHAT WAHDAN



Chairman Jury of Appeal
GARY L. ANDERSON



Chairman Rifle Jury
TOMISLAV SEPEC



Chairman Pistol Jury
SUSAN B. ABBOTT



Chairman Shotgun Jury
DEMETRIS F. LORDOS



Chairman Classification Jury
DEREK IVY



Chairman Equipment Control Jury
AADO MARANIK



Chief Medical Officer
JAMES M. LALLY



As of 8 August 2008

Function	Name	NOC
ISSF President	Mr Olegario Vazquez RANA	MEX
Secretary General	Mr Horst G. SCHREIBER	GER
Chief Medical Officer	Dr. James M. LALLY	USA
Technical Delegates	Mr David R. V. PARISH	GBR
	Mr Medhat WAHDAN	EGY
Jury of Appeal	Mr Gary L. ANDERSON (Chairman)	USA
	Mr Graeme H. HUDSON	NZL
	Mr Carlos Rene SILVA Monterosso	GUA
	Dr. Carlos BOZA	PER
Rifle Jury	Mr Tomislav SEPEC (Chairman)	CRO
	Mrs Christina AHLSTEDT	SWE
	Mr Wilhelm GRILL	GER
	Mr Zhide ZHENG	CHN
Pistol Jury	Mrs Susan B. ABBOTT (Chairman)	USA
	Mr Alexandros DIMAKAKOS	GRE
	Mr Ki Rim PARK	KOR
	Mr Wei ZHANG	CHN
Shotgun Jury	Mr Demetris F. LORDOS (Chairman)	CYP
	Mr Keith MURRAY	GBR
	Mr Bhattakarka BUNNAG	THA
	Mr Daniele GHELFI	ITA
	Mr Mohamed WAHDAN	EGY
	Mr Shiji LI	CHN
Classification Jury	Mr Derek IVY (Chairman)	GBR
	Mrs Kerstin BODIN	SWE
	Mr Max MUECKL	GER
	Mr Jiancai WANG	CHN
Equipment Control	Mr Aado MARANIK (Chairman)	AUS
	Mr Max MUECKL	GER
	Mrs Susan B. ABBOTT	USA
	Mr Jiancai WANG	CHN

Number of Entries by NOC



SHOOTING

AS OF 17 AUG 2008

NOC	Men																		Total				
	Rifle						Pistol						Shotgun										
	AR		PR		3P		AP		FP		RFP		TR		DT		SK						
	QP	DS	QP	DS	QP	DS	QP	DS	QP	DS	QP	DS	QP	DS	QP	DS	QP	DS	QP	DS			
AHO							1														1		
ARG														1								1	
ARM							1			1											1	1	
AUS	1	1	1	1	1	1	1	1	1	1	1		2		1		2				11	5	
AUT	1	1	1	1	1	1															3	3	
BAN	1																				1		
BIH		1			1	1															1	2	
BLR	1		2			2	1	1	1	1										1	6	4	
BOL														1							1		
BRA							1	1	1	1		1									2	3	
BRN			1																		1		
BUL							1			1											1	1	
CAN			1											1		1					2	1	
CHI																			1		1		
CHN	2		1	1	1	1	1	1	2		2		2		2		2				15	3	
COL																			1		1		
CRO	1				1		1							1							2	2	
CUB		1			1	1					1										2	2	
CYP																				2	2		
CZE	1		1	1	1	1			1		2		1						1		8	2	
DEN																				1	1		
DOM																				1	1		
EGY	1		1		1		1		1				1							1	7		
ESP	1			1									2							2	5	1	
EST																				1	1		
FIJ														1							1		
FIN	1				2	1	1		1	1											3	4	
FRA		1	1	1	1	1	1	1	1	1			2						1		7	5	
GBR		1	1			1										2					3	2	
GER	2		1	1		2	1	1	1	1	2		2							2	11	5	
GRE																				1	1		
GUA																				1	1		
HKG											1										1		
HUN		1	1			1										1					2	2	
IND	2				2	1	1	1		1			2		1						7	4	
IRL														1							1		
ISR		1	2		1	1															3	2	
ISV			1																		1		
ITA		2	1	1	1	1	1	1	2				2		2				2		11	5	
JPN	1			1		1	1	1	1	1											3	4	
KAZ		2			2	2	1			1											3	5	
KGZ	1			1			1														1	2	
KOR		2	2		1	1	2			2			1								6	5	
KSA																				1	1		
KUW														1						2	3		
LAT											1										1		
LIB																				1	1		
LIE	1																				1		
MAS											1										1		
MDA											1										1		
MEX	2																			1	3		
MKD	1																				1		
MLT																1					1		
MNE							1			1											1	1	
NCA		1	1																		1	1	
NOR	1	1			2	2														2	5	3	

NZL			1					1					1			1			3	1
OMA			1																1	
PAK		1			1														1	1
PER															1				1	
PHI													1						1	
POL	1			1		1	1			1									2	3
POR										1	1					1			2	1
PRK							2		1	1									3	1
PUR															1				1	
QAT																		2	2	
ROU	1									1								1	3	1
RUS	1	1	2		1	1	2		1	1	1	1	2		2		2	2	14	4
SIN															1				1	
SLO		1		1	1														1	2
SRB		2		2	2		1				1								3	5
SRI									1	1									1	1
SUI		1	1	1	2				1	1									4	3
SVK				1	1				1	1				2					4	2
SWE															1				1	
SYR																		1	1	
THA							1			1									1	1
TJK							1			1									1	1
TRI							1												1	
TUR							1			1									1	1
UAE														1	1		1		2	1
UKR	1	1	1	1	1	1	1	1	1	1	2						1		8	5
USA	2		1	1	1	1	1	1	2		1		2		2		2		14	3
UZB									1	1									1	1
VIE									1	1									1	1
Total	28	23	27	29	27	23	30	18	24	21	17	2	34	1	17	2	41	245	119	

NOC	Women												Total	
	Rifle				Pistol				Shotgun					
	AR		3P		AP		SP		TR		SK		QP	DS
QP	DS	QP	DS	QP	DS	QP	DS	QP	DS	QP	DS	QP	DS	
ALB						1	1					1	1	
AUS	1	1	1	1	1	1	1	1	1		1		6	4
AZE												1		1
BLR					1	1	1	1					2	2
BUL	1			1		2	2						3	3
CAN					1			1	1				2	1
CHN	1	1	2		2		2		1		1		9	1
CRO	2			2									2	2
CUB	1			1									1	1
CYP											1		1	
CZE	2		1	1	1	1	1	1					5	3
ECU							1						1	
EGY	1										1		2	
ESA					1			1					1	1
ESP					1	1	1	1					2	2
FIN	2			2	1				1		1		5	2
FRA	1	1	1	1	1	1	1	1	1		1		6	4
GBR									1		1		2	
GEO						1	1						1	1
GER	1	1	1	1	2		1	1	1		1		7	3
HUN		1	1			1	1				1		3	2
INA	1												1	
IND	1	1	1	1									2	2
ITA		1	1			1	1		1		1		4	2
JPN						1	1		1				2	1
KAZ	1			1	1			1	1				3	2
KOR	2		1		2		1	1	1		1		8	1
LTU									1				1	
MEX			1										1	
MGL	1			1		2	2						3	3



COMPETITION SCHEDULE As of 15 AUG 2008
竞赛日程 / HORAIRE DES COMPÉTITIONS

Date	Start Time	Estimated Finish Time	Event	Competition Phase	Location
SAT 9 AUG	8:30	9:45	Women's 10m Air Rifle	Qualification	10m Range
	9:00	13:30	Men's Trap	Qualification - 1st Day	Shotgun Range
	10:30	10:50	Women's 10m Air Rifle	Final	Final Hall
	12:00	13:45	Men's 10m Air Pistol	Qualification	10m Range
	15:00	15:20	Men's 10m Air Pistol	Final	Final Hall
SUN 10 AUG	9:00	12:00	Men's Trap	Qualification - 2nd Day	Shotgun Range
	9:00	10:15	Women's 10m Air Pistol	Qualification	10m Range
	12:00	12:20	Women's 10m Air Pistol	Final	Final Hall
	15:00	15:45	Men's Trap	Final	Shotgun Range
MON 11 AUG	9:00	10:45	Men's 10m Air Rifle	Qualification	10m Range
	9:00	13:00	Women's Trap	Qualification	Shotgun Range
	12:00	12:20	Men's 10m Air Rifle	Final	Final Hall
	15:00	15:45	Women's Trap	Final	Shotgun Range
TUE 12 AUG	9:00	11:00	Men's 50m Pistol	Qualification	50m Range
	9:00	13:00	Men's Double Trap	Qualification	Shotgun Range
	12:00	12:20	Men's 50m Pistol	Final	Final Hall
	15:00	15:45	Men's Double Trap	Final	Shotgun Range
WED 13 AUG	9:00	11:00	Women's 25m Pistol	Qualification - Precision	25m Range
	12:00	14:00	Women's 25m Pistol	Qualification - Rapid	25m Range
	15:00	15:20	Women's 25m Pistol	Final	25m Range
THU 14 AUG	9:00	11:15	Women's 50m Rifle 3 Positions	Qualification	50m Range
	9:00	13:00	Women's Skeet	Qualification	Shotgun Range
	12:30	12:50	Women's 50m Rifle 3 Positions	Final	Final Hall
	15:00	15:45	Women's Skeet	Final	Shotgun Range
FRI 15 AUG	9:00	10:15	Men's 50m Rifle Prone	Qualification	50m Range
	9:00	13:30	Men's Skeet	Qualification - 1st Day	Shotgun Range
	11:30	11:50	Men's 50m Rifle Prone	Final	Final Hall
	13:00	15:00	Men's 25m Rapid Fire Pistol	Qualification - 1st Stage	25m Range
SAT 16 AUG	9:00	11:00	Men's 25m Rapid Fire Pistol	Qualification - 2nd Stage	25m Range
	9:00	12:00	Men's Skeet	Qualification - 2nd Day	Shotgun Range
	12:00	12:40	Men's 25m Rapid Fire Pistol	Final	Final Hall
	15:00	15:45	Men's Skeet	Final	Shotgun Range
SUN 17 AUG	9:00	12:20	Men's 50m Rifle 3 Positions	Qualification	50m Range
	13:30	13:50	Men's 50m Rifle 3 Positions	Final	Final Hall

Note:
Inquiries regarding possible schedule changes can be made by calling the press office.



PICTORIAL COMPETITION SCHEDULE As of 26 JUL 2008

竞赛日程图表 / Horaire de compétition illustré

	Day 1(09/08)			Day 2(10/08)			Day 3(11/08)			Day 4(12/08)			Day 5(13/08)		
	Rifle	Pistol	Shotgun	Rifle	Pistol	Shotgun	Rifle	Pistol	Shotgun	Rifle	Pistol	Shotgun	Rifle	Pistol	Shotgun
8:00															
8:30	10m Air Rifle Women														
9:00			Trap Men Day 1	10m Air Pistol Women	Trap Men Day 2		10m Air Rifle Men	Trap Women		50m Pistol Men	Double Trap Men		25m Pistol Women		
10:00															
10:30	Finals														
11:00	Medals														
12:00		10m Air Pistol Men		Finals			Finals			Finals			25m Pistol Women		
13:00				Medals			Medals			Medals			Rapid Stage		
14:00															
15:00		Finals			Finals			Finals			Finals			Finals	
		Medals												Medals	
16:00					Medals			Medals			Medals				
18:00															

Notes: Qualification Rounds Final Rounds Medal Ceremony



	Day 6(14/08)			Day 7(15/08)			Day 8(16/08)			Day 9(17/08)		
	Rifle	Pistol	Shotgun	Rifle	Pistol	Shotgun	Rifle	Pistol	Shotgun	Rifle	Pistol	Shotgun
8:00												
9:00	50m Rifle 3 Positions Women	Skeet Women	Skeet Men	50m Rifle Prone Men	Skeet Day 1	Skeet Day 2	25m Rapid Fire Pistol Men Stage 2	Skeet Men	50m Rifle 3 Positions Men			
10:00												
11:00				Finals								
12:00	Finals			Medals			Finals					
13:00	Medals				25m Rapid Fire Pistol Men Stage 1		Medals			Finals		
14:00										Medals		
15:00			Finals						Finals			
16:00			Medals						Medals			
18:00												

Notes: ■ Qualification Rounds ■ Final Rounds ■ Medal Ceremony

Medallists by Event



AFTER 15 OF 15 EVENTS / AS OF 17 AUG 2008

Shooting

GO!

Event	Date	Medal	Name	NOC
Women's 10m Air Rifle	SAT 9 AUG	GOLD	EMMONS Katerina	CZE
		SILVER	GALKINA Liubov	RUS
		BRONZE	PEJCIC Snjezana	CRO
Men's Trap	SUN 10 AUG	GOLD	KOSTELECKY David	CZE
		SILVER	PELLIELO Giovanni	ITA
		BRONZE	ALIPOV Alexey	RUS
Women's 10m Air Pistol	SUN 10 AUG	GOLD	GUO Wenjun	CHN
		SILVER	PADERINA Natalia	RUS
		BRONZE	SALUKVADZE Nino	GEO
Men's 10m Air Rifle	MON 11 AUG	GOLD	BINDRA Abhinav	IND
		SILVER	ZHU Qinan	CHN
		BRONZE	HAKKINEN Henri	FIN
Women's Trap	MON 11 AUG	GOLD	MAKELA-NUMMELA Satu	FIN
		SILVER	STEFECHEKOVA Zuzana	SVK
		BRONZE	COGDELL Corey	USA
Men's Double Trap	TUE 12 AUG	GOLD	ELLER Walton	USA
		SILVER	D ANIELLO Francesco	ITA
		BRONZE	HU Binyuan	CHN
Women's 25m Pistol	WED 13 AUG	GOLD	CHEN Ying	CHN
		SILVER	OTRYAD Gundegmaa	MGL
		BRONZE	DORJSUREN Munkhbayar	GER
Women's 50m Rifle 3 Positions	THU 14 AUG	GOLD	DU Li	CHN
		SILVER	EMMONS Katerina	CZE
		BRONZE	CRUZ Eglis Yaima	CUB
Women's Skeet	THU 14 AUG	GOLD	CAINERO Chiara	ITA
		SILVER	RHODE Kimberly	USA
		BRONZE	BRINKER Christine	GER
Men's 10m Air Pistol	FRI 15 AUG	GOLD	PANG Wei	CHN
		SILVER	JIN Jong Oh	KOR
		BRONZE	TURNER Jason	USA
Men's 50m Pistol	FRI 15 AUG	GOLD	JIN Jong Oh	KOR
		SILVER	TAN Zongliang	CHN
		BRONZE	ISAKOV Vladimir	RUS
Men's 50m Rifle Prone	FRI 15 AUG	GOLD	AYVAZIAN Artur	UKR
		SILVER	EMMONS Matthew	USA
		BRONZE	POTENT Warren	AUS
Men's Skeet	SAT 16 AUG	GOLD	HANCOCK Vincent	USA
		SILVER	BROVOLD Tore	NOR
		BRONZE	TERRAS Anthony	FRA
Men's 25m Rapid Fire Pistol	SAT 16 AUG	GOLD	PETRIV Oleksandr	UKR
		SILVER	SCHUMANN Ralf	GER
		BRONZE	REITZ Christian	GER
Men's 50m Rifle 3 Positions	SUN 17 AUG	GOLD	QIU Jian	CHN
		SILVER	SUKHORUKOV Jury	UKR
		BRONZE	DEBEVEC Rajmond	SLO

13:57:00 17 AUG 2008

SH0000000_C93 16.0



MEDAL STANDINGS As of 17 AUG 2008
奖牌榜 / CLASSEMENT DES MÉDAILLES
AFTER 15 OF 15 EVENTS

Rank	NOC Code	NOC	MEN				WOMEN				TOTAL				Rank By Total
			G	S	B	Tot	G	S	B	Tot	G	S	B	Tot	
1	CHN	China	2	2	1	5	3			3	5	2	1	8	1
2	USA	United States	2	1	1	4		1	1	2	2	2	2	6	2
3	CZE	Czech Republic	1			1	1	1		2	2	1		3	=5
3	UKR	Ukraine	2	1		3					2	1		3	=5
5	ITA	Italy		2		2	1			1	1	2		3	=5
6	KOR	Korea	1	1		2					1	1		2	=8
7	FIN	Finland			1	1	1			1	1		1	2	=8
8	IND	India	1			1					1			1	=10
9	RUS	Russian Federation			2	2		2		2		2	2	4	=3
10	GER	Germany		1	1	2			2	2		1	3	4	=3
11	MGL	Mongolia						1		1		1		1	=10
11	NOR	Norway		1		1						1		1	=10
11	SVK	Slovakia						1		1		1		1	=10
14	AUS	Australia			1	1							1	1	=10
14	CRO	Croatia							1	1			1	1	=10
14	CUB	Cuba							1	1			1	1	=10
14	FRA	France			1	1							1	1	=10
14	GEO	Georgia							1	1			1	1	=10
14	SLO	Slovenia			1	1							1	1	=10
Total:			9	9	9	27	6	6	6	18	15	15	15	45	

Legend:
 = Equal sign indicates that two or more NOCs share the same rank by total
 G Gold S Silver Tot Total B Bronze



RECORDS BROKEN / EQUALLED As of 16 AUG 2008
破 / 平纪录 / RECORDS BATTUS / ÉGALÉS

EQUALLED WORLD RECORD

Event	Phase	Old / New	Name	NOC Code	Date	Place
Women's 10m Air Rifle	Qualif.	400 / 400	EMMONS Katerina	CZE	9 AUG 2008	Beijing (CHN)

OLYMPIC RECORD

Event	Phase	Old / New	Name	NOC Code	Date	Place
Men's 25m Rapid Fire Pistol	Qualif.	--- / 583	SANDERSON Keith	USA	15 AUG 2008	Beijing (CHN)
Men's Double Trap	Qualif.	144 / 145	ELLER Walton	USA	12 AUG 2008	Beijing (CHN)
Men's Skeet	Qualif.	--- / 121	HANCOCK Vincent	USA	15 AUG 2008	Beijing (CHN)
Women's 10m Air Rifle	Qualif.	399 / 400	EMMONS Katerina	CZE	9 AUG 2008	Beijing (CHN)
Women's 10m Air Pistol	Qualif.	390 / 391	PADERINA Natalia	RUS	10 AUG 2008	Beijing (CHN)
Women's Skeet	Qualif.	--- / 72	CAINERO Chiara	ITA	14 AUG 2008	Beijing (CHN)

EQUALLED OLYMPIC RECORD

Event	Phase	Old / New	Name	NOC Code	Date	Place
Women's 50m Rifle 3 Positions	Qualif.	589 / 589	DU Li	CHN	14 AUG 2008	Beijing (CHN)
Women's 25m Pistol	Qualif.	590 / 590	OTRYAD Gundegmaa	MGL	13 AUG 2008	Beijing (CHN)

NEW FINAL OLYMPIC RECORD

Event	Phase	Old / New	Name	NOC Code	Date	Place
Men's 25m Rapid Fire Pistol	Final	--- / 780.2	PETRIV Oleksandr	UKR	16 AUG 2008	Beijing (CHN)
Men's Trap	Final	--- / 146	KOSTELECKY David	CZE	10 AUG 2008	Beijing (CHN)
Men's Double Trap	Final	189 / 190	ELLER Walton	USA	12 AUG 2008	Beijing (CHN)
Men's Skeet	Final	--- / 145	BROVOLD Tore	NOR	16 AUG 2008	Beijing (CHN)
Men's Skeet	Final	--- / 145	HANCOCK Vincent	USA	16 AUG 2008	Beijing (CHN)
Women's 50m Rifle 3 Positions	Final	688.4 / 690.3	DU Li	CHN	14 AUG 2008	Beijing (CHN)
Women's 10m Air Rifle	Final	502.0 / 503.5	EMMONS Katerina	CZE	9 AUG 2008	Beijing (CHN)
Women's 25m Pistol	Final	--- / 793.4	CHEN Ying	CHN	13 AUG 2008	Beijing (CHN)
Women's 10m Air Pistol	Final	490.1 / 492.3	GUO Wenjun	CHN	10 AUG 2008	Beijing (CHN)
Women's Trap	Final	--- / 91	MAKELA-NUMMELA Satu	FIN	11 AUG 2008	Beijing (CHN)
Women's Skeet	Final	--- / 93	BRINKER Christine	GER	14 AUG 2008	Beijing (CHN)
Women's Skeet	Final	--- / 93	CAINERO Chiara	ITA	14 AUG 2008	Beijing (CHN)
Women's Skeet	Final	--- / 93	RHODE Kimberly	USA	14 AUG 2008	Beijing (CHN)

Note:
All corrections until the eliminations/qualifications are available in INFO.

Legend:
Qualif. Qualification



FINAL RESULTS

决赛成绩 / RÉSULTATS FINAUX

(Qualification)				(Finals)			
WR	400	SEO Sun-Hwa	KOR 12 APR 2002 WC Sydney (AUS)	FWR	505.0	PFEILSCHIFTER Sonja	GER 24 MAY 2008 WC Milan (ITA)
EWR	400	GAO Jing	CHN 22 APR 2002 WC Shanghai (CHN)				
EWR	400	GALKINA Liubov	RUS 24 AUG 2002 WCF Munich (GER)				
EWR	400	DU Li	CHN 4 JUN 2003 WC Zagreb (CRO)				
EWR	400	GALKINA Liubov	RUS 14 JUN 2003 WC Munich (GER)				
EWR	400	SHIRUR Suma	IND 13 FEB 2004 ASC Kuala Lumpur (MAS)				
EWR	400	GALKINA Liubov	RUS 22 FEB 2004 WC Bangkok (THA)				
EWR	400	HASELSBERGER Monika	AUT 22 APR 2004 WC Athens (GRE)				
EWR	400	LECHNER Barbara	GER 5 MAR 2005 ECH Tallinn (EST)				
EWR	400	ZHAO Yinghui	CHN 11 APR 2005 WC Changwon (KOR)				
EWR	400	WU Liuxi	CHN 11 JUN 2005 WC Munich (GER)				
EWR	400	DU Li	CHN 4 OCT 2006 WCF Granada (ESP)				
EWR	400	PFEILSCHIFTER Sonja	GER 24 MAY 2008 WC Milan (ITA)				
OR	399	GALKINA Liubov	RUS 14 AUG 2004 OG Athens (GRE)	FOR	502.0	DU Li	CHN 14 AUG 2004 OG Athens (GRE)

Rk	Bib No	Name	NOC Code	Series				Total	Remarks						
				1	2	3	4								
1	1177	EMMONS Katerina	CZE	100	100	100	100	400	EWR/OR						
		Final shots:		10.6	10.7	9.7	10.9	10.2	10.4	10.6	10.3	10.2	9.9	103.5	
														503.5	FOR
2	1629	GALKINA Liubov	RUS	99	100	100	100	399							
		Final shots:		10.7	10.3	9.5	10.2	10.1	10.7	10.3	10.6	10.7	10.0	103.1	
														502.1	
3	1150	PEJCIC Snjezana	CRO	99	100	100	100	399							
		Final shots:		10.6	10.5	10.6	10.0	10.5	9.8	10.3	9.7	9.8	10.1	101.9	
														500.9	
4	1771	BEYERLE Jamie	USA	98	99	100	100	397							
		Final shots:		10.6	9.6	10.3	10.4	10.0	10.7	9.9	10.4	10.8	10.1	102.8	
														499.8	
5	1130	DU Li	CHN	100	100	100	99	399							
		Final shots:		9.8	10.0	10.1	10.4	10.1	10.0	9.7	10.0	10.4	10.1	100.6	
														499.6	
6	1396	DOVGUN Olga	KAZ	98	99	100	100	397							
		Final shots:		10.1	10.1	9.8	10.6	10.0	9.7	10.5	10.6	9.9	9.8	101.1	
														498.1	
7	1260	GIGON Marie Laure	FRA	99	99	98	100	396							
		Final shots:		10.3	9.6	10.4	10.7	10.7	9.9	10.5	10.2	9.8	9.2	101.3	
														497.3	
8	1563	BOGACKA Sylwia	POL	98	99	100	100	397							
		Final shots:		10.2	9.8	9.7	9.6	9.9	10.3	9.8	9.9	10.3	9.2	98.7	
														495.7	
9	1684	PESKOVA Daniela	SVK	100	98	98	100	396							
10	1414	KIM Chanmi	KOR	98	99	100	99	396							
11	1157	CRUZ Eglis Yaima	CUB	100	98	100	98	396							
12	1298	PFEILSCHIFTER Sonja	GER	100	100	98	98	396							
13	1416	KIM Yeouul	KOR	98	100	98	99	395							



FINAL RESULTS

决赛成绩 / RÉSULTATS FINAUX

Rk	Bib No	Name	NOC Code	Series				Total	Remarks
				1	2	3	4		
14	1523	VESTVEIT Kristina	NOR	99	99	98	99	395	
15	1773	CARUSO Emily	USA	98	100	100	97	395	
16	1671	BEYELER Irene	SUI	99	100	99	97	395	
17	1297	LECHNER Barbara	GER	98	97	100	99	394	
18	1628	DESYATSKAYA Olga	RUS	97	99	99	99	394	
19	1259	BRIZE Laurence	FRA	99	98	98	99	394	
20	1656	MIHAJLOVIC Lidija	SRB	99	97	100	98	394	
21	1243	ETULA Hanna	FIN	98	99	99	98	394	
22	1477	ZORIGT Batkhuyag	MGL	98	99	100	97	394	
23	1209	HASHAD Shimaa	EGY	96	98	99	100	393	
24	1329	PRASASTI Yosheefin S	INA	97	98	98	100	393	
25	1565	STARON Agnieszka	POL	99	96	99	99	393	
26	1094	BALABANOVA Desislava	BUL	99	97	98	99	393	
27	1744	KALNYSH Natallia	UKR	97	100	98	98	393	
28	1378	TURISINI Valentina	ITA	99	99	97	98	393	
29	1341	BHAGWAT Anjali	IND	99	99	97	98	393	
30	1149	CIMBAL SPIRELJA Suzana	CRO	99	99	99	96	393	
31	1178	KALNA Pavla	CZE	97	97	98	100	392	
32	1784	KUZNETSOVA Elena	UZB	98	99	98	97	392	
33	1674	MARGUET Annik	SUI	97	96	98	100	391	
34	1522	OLSEN Gyda Ellefsplass	NOR	97	98	97	99	391	
35	1322	TOTH Anita	HUN	96	99	97	98	390	
36	1698	HONGPRASERT Sasithorn	THA	99	97	97	97	390	
37	1137	ZHAO Yinghui	CHN	96	98	97	98	389	
38	1247	YLI-KIIKKA Marjo	FIN	98	98	96	97	389	
39	1342	SIDHU Avneet Kaur	IND	98	100	96	95	389	
40	1697	CHOTPHIBUNSIN Thanyalak	THA	98	97	97	96	388	
41	1497	PASETTI Fabienne	MON	94	98	98	97	387	
42	1033	McCREADY Susan	AUS	97	94	96	99	386	
43	1789	MENDEZ Diliانا	VEN	94	97	98	97	386	
44	1036	VAN NUS Robyn	AUS	94	96	97	97	384	
45	1746	SHARIPOVA Dariya	UKR	97	96	97	94	384	
46	1512	KYAPCHHAKI Phool Maya	NEP	93	96	97	94	380	
47	1710	ARABOVA Yekaterina	TKM	93	94	94	95	376	

Legend:	Asian Championships	Bib No	Bib Number	ECH	European Championships	EWR	Equalled World Record
ASC	Final Olympic Record	FWR	Final World Record	OG	Olympic Games	OR	Olympic Record
FOR	Rank	WC	World Cup	WCF	World Cup Final	WR	World Record



FINAL RESULTS

决赛成绩 / RÉSULTATS FINAUX

(Qualification)				(Finals)			
WR	600 MAJCHACHEEP Tevarit	THA	27 JAN 2000 ASC Langkawi (MAS)	FWR	703.1 FARNIK Thomas	AUT	4 OCT 2006 WCF Granada (ESP)
EWR	600 SOKOLOV Denis	RUS	1 MAR 2008 ECH Winterthur (SUI)	FOR	702.7 ZHU Qinan	CHN	16 AUG 2004 OG Athens (GRE)
OR	599 ZHU Qinan	CHN	16 AUG 2004 OG Athens (GRE)				

Rk	Bib No	Name	NOC Code	Series						Total	Remarks
				1	2	3	4	5	6		
1	1334	BINDRA Abhinav	IND	100	99	100	98	100	99	596	
		Final shots: 10.7 10.3 10.4 10.5		10.5	10.5	10.6	10.0	10.2	10.8	104.5	
										700.5	
2	1128	ZHU Qinan	CHN	100	100	100	100	99	98	597	
		Final shots: 10.2 10.0 9.9 10.2		10.1	10.7	10.1	10.6	10.4	10.5	102.7	
										699.7	
3	1240	HAKKINEN Henri	FIN	100	100	99	100	100	99	598	
		Final shots: 10.1 10.2 10.5 10.0		10.2	10.3	10.0	10.1	10.3	9.7	101.4	
										699.4	
4	1598	MOLDOVEANU Alin George	ROU	99	99	99	100	100	99	596	
		Final shots: 10.2 9.8 10.2 10.1		10.4	10.4	10.7	10.4	10.3	10.4	102.9	
										698.9	
5	1623	PRIKHODTCHENKO Konstantin	RUS	99	99	100	98	99	100	595	
		Final shots: 10.1 9.4 10.5 10.3		10.6	10.6	10.3	10.4	10.5	10.7	103.4	
										698.4	S-Off 10.0
6	1321	SIDI Peter	HUN	98	99	100	99	99	100	595	
		Final shots: 10.3 10.8 9.6 10.8		10.0	10.2	10.7	10.8	10.2	10.0	103.4	
										698.4	S-Off 9.1
7	1655	PLETIKOSIC Stevan	SRB	100	98	100	98	99	100	595	
		Final shots: 10.3 10.4 10.6 9.7		10.8	10.6	9.6	10.0	9.9	10.8	102.7	
										697.7	
8	1620	KRUGLOV Serguei	RUS	100	99	98	98	100	100	595	
		Final shots: 9.2 10.4 10.0 10.7		9.7	10.6	10.5	10.5	10.2	10.2	102.0	
										697.0	
9	1336	NARANG Gagan	IND	97	100	100	100	98	100	595	
10	1042	FARNIK Thomas	AUT	99	99	99	98	100	99	594	
11	1738	LAZEYKIN Aleksandr	UKR	99	100	98	100	99	98	594	
12	1367	CAMPRIANI Niccolo	ITA	99	100	100	98	99	98	594	
13	1169	HAMAN Vaclav	CZE	99	98	98	99	100	99	593	
14	1114	CAO Yifei	CHN	98	99	99	99	99	99	593	
15	1286	MOHAUPT Tino	GER	98	99	99	99	99	99	593	
16	1412	PARK Bong Duk	KOR	98	100	98	99	99	99	593	
17	1654	MIROSAVLJEV Nemanja	SRB	99	98	98	100	100	98	593	
18	1065	BUBNOVICH Vitali	BLR	97	99	99	99	99	99	592	
19	1520	HANSEN Are	NOR	98	99	98	99	99	99	592	
20	1369	DE NICOLO Marco	ITA	97	99	100	100	98	98	592	
21	1736	AYVAZIAN Artur	UKR	98	99	99	100	98	98	592	



FINAL RESULTS

决赛成绩 / RÉSULTATS FINAUX

Rk	Bib No	Name	NOC Code	Series						Total	Remarks
				1	2	3	4	5	6		
22	1517	BERG Vebjoern	NOR	99	99	100	100	96	98	592	
23	1766	PARKER Jason	USA	97	99	98	99	98	100	591	
24	1469	SANCHEZ Jose Luis	MEX	99	99	97	99	98	99	591	
25	1467	ELIAS Roberto	MEX	98	98	98	100	96	100	590	
26	1407	HAN Jinseop	KOR	100	95	98	98	100	99	590	
27	1768	SCHERER Stephen	USA	98	99	97	97	100	99	590	
28	1385	YAMASHITA Toshikazu	JPN	98	99	99	98	98	98	590	
29	1270	HAMMOND Jonathan	GBR	95	98	100	98	99	99	589	
30	1044	PLANER Christian	AUT	97	98	97	99	100	98	589	
31	1643	DEBEVEC Rajmond	SLO	96	97	100	99	99	98	589	
32	1221	MARTINEZ Luis	ESP	100	99	99	96	97	98	589	
33	1562	KRASKOWSKI Robert	POL	99	99	97	99	98	97	589	
34	1447	GEISSMANN Oliver	LIE	99	95	98	99	97	100	588	
35	1060	FAZLIJA Nedzad	BIH	98	99	98	98	96	99	588	
36	1293	WINTER Michael	GER	97	99	95	100	99	98	588	
37	1148	GORSA Petar	CRO	98	99	97	97	99	98	588	
38	1392	DOVGUN Vitaliy	KAZ	97	96	99	98	98	99	587	
39	1402	ISMAILOV Ruslan	KGZ	97	99	98	97	97	99	587	
40	1254	HENRY Josselin	FRA	97	97	97	99	99	98	587	
41	1352	EGOZI Doron	ISR	98	100	98	98	95	98	587	
42	1394	YURKOV Yuriy	KAZ	96	98	99	96	98	99	586	
43	1205	ABDELLAH Mohamed	EGY	97	100	97	96	100	96	586	
44	1155	PEREZ Liecer	CUB	95	97	98	99	97	99	585	
45	1667	BEYELER Simon	SUI	95	98	96	99	97	98	583	
46	1054	HOSSAIN Mohammad	BAN	95	98	96	97	95	100	581	
47	1025	INABINET Matthew Robert	AUS	97	94	98	96	98	96	579	
48	1541	UMER Siddique	PAK	95	96	95	97	98	97	578	
49	1022	BURGE Benjamin	AUS	98	93	97	95	98	95	576	
50	1507	MARTINEZ HERNANDEZ Walter Antonio	NCA	95	95	98	94	94	93	569	
51	1482	NESTOROV Saso	MKD	96	91	93	92	92	94	558	

Legend:							
ASC	Asian Championships	Bib No	Bib Number	ECH	European Championships	EWR	Equalled World Record
FOR	Final Olympic Record	FWR	Final World Record	OG	Olympic Games	OR	Olympic Record
Rk	Rank	S-Off	Shoot-off	WCF	World Cup Final	WR	World Record



FINAL RESULTS

决赛成绩 / RÉSULTATS FINAUX

Rk	Bib No	Name	NOC Code	Position	Series		Sub Total	Total	Remarks
					1	2			
8	1136	WU Liuxi	CHN	Prone	99	100	199		
				Standing	96	96	192		
				Kneeling	98	96	194	585	
				Final shots: 10.1 9.5 10.7 10.2 9.8 9.8 10.3 10.7 9.9 9.9				100.9	685.9
9	1297	LECHNER Barbara	GER	Prone	95	97	192		
				Standing	97	98	195		
				Kneeling	100	95	195	582	
10	1563	BOGACKA Sylwia	POL	Prone	97	99	196		
				Standing	96	98	194		
				Kneeling	97	95	192	582	
11	1565	STARON Agnieszka	POL	Prone	96	99	195		
				Standing	95	97	192		
				Kneeling	96	98	194	581	
12	1149	CIMBAL SPIRELJA Suzana	CRO	Prone	100	99	199		
				Standing	96	96	192		
				Kneeling	96	93	189	580	
13	1259	BRIZE Laurence	FRA	Prone	99	100	199		
				Standing	91	95	186		
				Kneeling	95	99	194	579	
14	1247	YLI-KIIKKA Marjo	FIN	Prone	97	99	196		
				Standing	97	95	192		
				Kneeling	95	96	191	579	
15	1378	TURISINI Valentina	ITA	Prone	100	99	199		
				Standing	94	96	190		
				Kneeling	95	95	190	579	
16	1607	van REENEN Esmari	RSA	Prone	100	98	198		
				Standing	94	89	183		
				Kneeling	97	100	197	578	
17	1298	PFEILSCHIFTER Sonja	GER	Prone	98	97	195		
				Standing	95	94	189		
				Kneeling	96	98	194	578	
18	1630	GOLDOBINA Tatiana	RUS	Prone	98	98	196		
				Standing	94	95	189		
				Kneeling	96	97	193	578	
19	1181	SYKOROVA Adela	CZE	Prone	97	100	197		
				Standing	94	96	190		
				Kneeling	95	96	191	578	
20	1747	SHYTKO Daria	UKR	Prone	98	99	197		
				Standing	91	93	184		
				Kneeling	97	99	196	577	



FINAL RESULTS

决赛成绩 / RÉSULTATS FINAUX

Rk	Bib No	Name	NOC Code	Position	Series		Sub Total	Total	Remarks
					1	2			
21	1775	FONG Sandra	USA	Prone	97	99	196		
				Standing	92	93	185		
				Kneeling	98	98	196		
22	1684	PESKOVA Daniela	SVK	Prone	100	98	198		
				Standing	94	92	186		
				Kneeling	95	98	193		
23	1671	BEYELER Irene	SUI	Prone	97	98	195		
				Standing	97	91	188		
				Kneeling	98	96	194		
24	1243	ETULA Hanna	FIN	Prone	98	98	196		
				Standing	96	95	191		
				Kneeling	94	96	190		
25	1674	MARGUET Annik	SUI	Prone	100	98	198		
				Standing	93	96	189		
				Kneeling	96	94	190		
26	1150	PEJICIC Snjezana	CRO	Prone	98	99	197		
				Standing	94	98	192		
				Kneeling	93	94	187		
27	1522	OLSSEN Gyda Ellefsplass	NOR	Prone	98	97	195		
				Standing	95	95	190		
				Kneeling	94	96	190		
28	1094	BALABANOVA Desislava	BUL	Prone	97	94	191		
				Standing	97	94	191		
				Kneeling	95	97	192		
29	1523	VESTVEIT Kristina	NOR	Prone	99	99	198		
				Standing	94	92	186		
				Kneeling	95	94	189		
30	1784	KUZNETSOVA Elena	UZB	Prone	96	96	192		
				Standing	94	97	191		
				Kneeling	98	92	190		
31	1744	KALNYSH Natallia	UKR	Prone	96	98	194		
				Standing	92	93	185		
				Kneeling	95	97	192		
32	1341	BHAGWAT Anjali	IND	Prone	94	97	191		
				Standing	93	96	189		
				Kneeling	96	95	191		
33	1477	ZORIGT Batkhuyag	MGL	Prone	99	95	194		
				Standing	89	92	181		
				Kneeling	98	97	195		
34	1417	KIM Yooyeon	KOR	Prone	95	98	193		
				Standing	91	90	181		
				Kneeling	97	98	195		



FINAL RESULTS

决赛成绩 / RÉSULTATS FINAUX

Rk	Bib No	Name	NOC Code	Position	Series		Sub Total	Total	Remarks
					1	2			
35	1697	CHOTPHIBUNSIN Thanyalak	THA	Prone	100	100	200		
				Standing	85	93	178		
				Kneeling	93	98	191		
36	1470	ZAMORA Natalia	MEX	Prone	97	96	193		
				Standing	96	94	190		
				Kneeling	91	95	186		
37	1322	TOTH Anita	HUN	Prone	96	98	194		
				Standing	94	93	187		
				Kneeling	95	93	188		
38	1260	GIGON Marie Laure	FRA	Prone	96	96	192		
				Standing	93	91	184		
				Kneeling	96	96	192		
39	1789	MENDEZ Diliانا	VEN	Prone	94	98	192		
				Standing	96	92	188		
				Kneeling	94	94	188		
40	1036	VAN NUS Robyn	AUS	Prone	96	96	192		
				Standing	90	93	183		
				Kneeling	95	96	191		
41	1698	HONGPRASERT Sasithorn	THA	Prone	95	96	191		
				Standing	89	95	184		
				Kneeling	95	95	190		
42	1342	SIDHU Avneet Kaur	IND	Prone	95	95	190		
				Standing	90	93	183		
				Kneeling	87	92	179		
43	1033	McCREADY Susan	AUS	Prone	98	97	195		
				Standing	87	85	172		
				Kneeling	91	92	183		

Legend:							
Bib No	Bib Number	EOR	Equalled Olympic Record	FOR	Final Olympic Record	FWR	Final World Record
OG	Olympic Games	OR	Olympic Record	Rk	Rank	WC	World Cup
WR	World Record						



FINAL RESULTS

决赛成绩 / RÉSULTATS FINAUX

(Qualification)				(Finals)			
WR	600	BOTCHKAREV Viatcheslav	URS 13 JUL 1989 ECH Zagreb (YUG)	FWR	704.8	KLEES Christian	GER 25 JUL 1996 OG Atlanta, GA (USA)
EWR	600	PLETIKOSIC Stevan	YUG 29 AUG 1991 WCF Munich (GER)	EFWR	704.8	POTENT Warren	AUS 18 APR 2008 WC Beijing (CHN)
EWR	600	AMAT Jean-Pierre	FRA 27 APR 1994 WC Havana (CUB)				
EWR	600	KLEES Christian	GER 25 JUL 1996 OG Atlanta, GA (USA)				
EWR	600	MARTYNOV Sergei	BLR 23 MAY 1997 WC Guangzhou (CHN)				
EWR	600	TAMAS Thomas	USA 29 JUL 1998 WCH Barcelona (ESP)				
EWR	600	MARTYNOV Sergei	BLR 4 SEP 1998 WC Buenos Aires (ARG)				
EWR	600	MARTYNOV Sergei	BLR 8 JUN 2000 WC Munich (GER)				
EWR	600	LITVINCHUK Petr	BLR 11 JUN 2003 WC Munich (GER)				
EWR	600	WAIBEL JR. Wolfram	AUT 18 JUL 2003 ECH Plzen (CZE)				
EWR	600	WAIBEL JR. Wolfram	AUT 3 MAR 2004 WC Sydney (AUS)				
EWR	600	LUSCH Christian	GER 27 OCT 2004 WCF Bangkok (THA)				
EWR	600	UPTAGRAFFT Eric	USA 11 MAY 2005 WC Ft Benning, GA (USA)				
EWR	600	SAUVEPLANE Valerian	FRA 11 MAY 2005 WC Ft Benning, GA (USA)				
EWR	600	MARTYNOV Sergei	BLR 26 AUG 2005 WCF Munich (GER)				
EWR	600	MARTYNOV Sergei	BLR 29 MAR 2006 WC Guangzhou (CHN)				
EWR	600	EMMONS Matthew	USA 9 MAY 2007 WC Bangkok (THA)				
EWR	600	STARIK Guy	ISR 18 MAY 2008 WC Munich (GER)				
OR	600	KLEES Christian	GER 25 JUL 1996 OG Atlanta, GA (USA)	FOR	704.8	KLEES Christian	GER 25 JUL 1996 OG Atlanta, GA (USA)

Rk	Bib No	Name	NOC Code	Series						Total	Remarks
				1	2	3	4	5	6		
1	1736	AYVAZIAN Artur	UKR	100	100	100	100	100	99	599	
		Final shots:	10.4 10.6 10.2 10.6	10.2	10.4	10.8	10.0	10.2	10.3	103.7	
										702.7	
2	1760	EMMONS Matthew	USA	99	100	98	100	100	100	597	
		Final shots:	10.0 10.8 10.6 9.8	10.8	10.8	10.7	10.4	10.4	10.4	104.7	
										701.7	
3	1028	POTENT Warren	AUS	99	99	99	99	99	100	595	
		Final shots:	10.3 10.6 10.6 10.3	10.4	10.7	10.5	10.8	10.6	10.7	105.5	
										700.5	
4	1517	BERG Vebjoern	NOR	99	99	100	99	99	100	596	
		Final shots:	10.1 10.4 10.2 10.1	10.1	9.9	10.8	10.7	10.6	10.2	103.1	
										699.1	
5	1623	PRIKHODTCHENKO Konstantin	RUS	99	100	100	99	99	98	595	
		Final shots:	10.8 10.6 10.9 10.3	9.9	10.1	9.9	10.3	10.6	10.6	104.0	
										699.0	
6	1256	SAUVEPLANE Valerian	FRA	98	100	97	100	100	99	594	
		Final shots:	10.8 10.5 9.4 10.5	10.4	10.7	10.8	10.4	10.8	10.5	104.8	
										698.8	
7	1241	HIRVI Juha	FIN	100	100	100	97	99	99	595	
		Final shots:	10.2 10.5 9.3 10.5	10.7	10.0	10.7	10.8	10.6	10.2	103.5	
										698.5	
8	1070	MARTYNOV Sergei	BLR	100	99	98	100	100	98	595	
		Final shots:	9.8 10.6 10.3 9.9	10.1	10.7	10.8	10.6	10.0	10.5	103.3	
										698.3	
9	1757	ANTI Michael	USA	99	98	99	99	100	99	594	



FINAL RESULTS

决赛成绩 / RÉSULTATS FINAUX

Rk	Bib No	Name	NOC Code	Series						Total	Remarks
				1	2	3	4	5	6		
10	1655	PLETIKOSIC Stevan	SRB	99	99	99	98	100	99	594	
11	1518	BERG-KNUTSEN Espen	NOR	100	98	99	100	98	99	594	
12	1354	STARIK Guy	ISR	98	99	100	99	100	98	594	
13	1617	KHADJIBEKOV Artem	RUS	100	99	99	99	99	98	594	
14	1528	EASTHAM Robert	NZL	99	100	100	99	98	98	594	
15	1369	DE NICOLO Marco	ITA	99	98	98	100	99	99	593	
16	1680	GONCI Jozef	SVK	99	99	98	100	98	99	593	
17	1068	LITVINCHUK Petr	BLR	97	100	100	99	98	99	593	
18	1385	YAMASHITA Toshikazu	JPN	99	99	99	99	99	98	593	
19	1123	QIU Jian	CHN	99	100	98	99	99	98	593	
20	1392	DOVGUN Vitaliy	KAZ	96	99	99	100	100	98	592	
21	1643	DEBEVEC Rajmond	SLO	99	99	97	100	99	98	592	
22	1353	SIMKOVITCH Gil	ISR	100	97	99	100	98	98	592	
23	1254	HENRY Josselin	FRA	99	100	99	98	99	97	592	
24	1284	ECKHARDT Maik	GER	99	100	99	100	97	97	592	
25	1562	KRASKOWSKI Robert	POL	98	98	100	97	99	99	591	
26	1337	RAJPUT Sanjeev	IND	97	100	99	98	99	98	591	
27	1116	JIA Zhanbo	CHN	100	99	97	99	98	98	591	
28	1409	KIM Hak Man	KOR	99	100	98	99	99	96	591	
29	1176	VARGA Miroslav	CZE	98	96	100	98	98	100	590	
30	1043	KNOEGLER Mario	AUT	98	98	97	99	99	99	590	
31	1293	WINTER Michael	GER	98	98	98	98	99	99	590	
32	1668	BUERGE Marcel	SUI	98	98	97	100	99	98	590	
33	1654	MIROSAVLJEV Nemanja	SRB	100	99	99	97	99	96	590	
34	1270	HAMMOND Jonathan	GBR	99	97	96	98	99	100	589	
35	1336	NARANG Gagan	IND	98	98	99	96	99	99	589	
36	1743	SUKHORUKOV Jury	UKR	98	99	98	99	97	98	589	
37	1088	ZAMAN Salman	BRN	98	97	95	100	99	99	588	
38	1367	CAMPRIANI Niccolo	ITA	98	97	97	99	98	99	588	
39	1321	SIDI Peter	HUN	99	99	97	96	98	99	588	
40	1022	BURGE Benjamin	AUS	99	100	96	98	96	99	588	
41	1044	PLANER Christian	AUT	98	98	98	99	98	97	588	
42	1394	YURKOV Yuriy	KAZ	99	97	98	99	98	97	588	
43	1412	PARK Bong Duk	KOR	99	98	97	96	99	98	587	
44	1102	SAUER Johannes	CAN	96	99	97	99	98	98	587	
45	1060	FAZLIJA Nedzad	BIH	96	96	100	98	98	98	586	
46	1170	JERABEK Thomas	CZE	98	98	96	98	99	97	586	
47	1240	HAKKINEN Henri	FIN	99	95	98	99	98	97	586	
48	1667	BEYELER Simon	SUI	100	97	94	99	97	98	585	
49	1148	GORSA Petar	CRO	98	99	97	97	99	93	583	
50	1221	MARTINEZ Luis	ESP	98	97	94	99	97	97	582	
51	1536	ALBALUSHI Allahdad	OMA	96	97	98	95	100	96	582	
52	1155	PEREZ Liecer	CUB	96	96	97	99	99	95	582	
53	1359	GERARD Ned	ISV	96	96	95	98	97	98	580	
54	1402	ISMAILOV Ruslan	KGZ	94	96	97	96	96	99	578	
55	1507	MARTINEZ HERNANDEZ Walter Antonio	NCA	96	96	92	96	99	97	576	



BEIJING SHOOTING RANGE HALL
北京射击馆
CENTRE DE TIR DE BEIJING

FRI 星期五 VEN
15 AUG 2008
11:30

SHOOTING
射击 / TIR

MEN'S 50M RIFLE PRONE
男子50米步枪卧射 / 50M CARABINE POSITION COUCHÉE HOMMES

FINAL
决赛 / FINALE



FINAL RESULTS

决赛成绩 / RÉSULTATS FINAUX

Rk	Bib No	Name	NOC Code	Series						Total	Remarks
				1	2	3	4	5	6		
56	1206	MOHAMED Hazem	EGY	97	97	96	95	95	96	576	

Legend:							
Bib No	Bib Number	ECH	European Championships	EFWR	Equalled Final World Record	EWR	Equalled World Record
FOR	Final Olympic Record	FWR	Final World Record	OG	Olympic Games	OR	Olympic Record
Rk	Rank	WC	World Cup	WCF	World Cup Final	WCH	World Championships
WR	World Record						



FINAL RESULTS

决赛成绩 / RÉSULTATS FINAUX

(Qualification)				(Finals)			
WR	1186 DEBEVEC Rajmond	SLO	29 AUG 1992 WCF Munich (GER)	FWR	1287.9 DEBEVEC Rajmond	SLO	29 AUG 1992 WCF Munich (GER)
OR	1177 DEBEVEC Rajmond	SLO	23 SEP 2000 OG Sydney (AUS)	FOR	1275.1 DEBEVEC Rajmond	SLO	23 SEP 2000 OG Sydney (AUS)

Rk	Bib No	Name	NOC Code	Position	Series				Sub Total	Total	Remarks
					1	2	3	4			
1	1123	QIU Jian	CHN	Prone	98	98	99	99	394		
				Standing	95	94	99	99	387		
				Kneeling	99	98	99	96	392	1173	
				Final shots:	10.2	8.8	10.5	10.6	9.3	9.4	10.0
2	1743	SUKHORUKOV Jury	UKR	Prone	99	100	99	100	398		
				Standing	98	96	94	96	384		
				Kneeling	99	97	98	98	392	1174	
				Final shots:	9.5	9.5	9.8	9.9	10.1	9.1	10.2
3	1643	DEBEVEC Rajmond	SLO	Prone	100	100	100	99	399		
				Standing	95	96	97	98	386		
				Kneeling	97	98	99	97	391	1176	
				Final shots:	7.7	10.2	7.9	9.5	10.0	10.5	9.2
4	1760	EMMONS Matthew	USA	Prone	100	99	100	100	399		
				Standing	97	99	96	97	389		
				Kneeling	99	95	98	95	387	1175	
				Final shots:	9.7	10.2	10.5	10.1	10.5	10.0	10.1
5	1042	FARNIK Thomas	AUT	Prone	98	98	99	96	391		
				Standing	97	99	93	97	386		
				Kneeling	100	98	99	97	394	1171	
				Final shots:	10.0	9.4	9.7	9.4	9.8	9.9	9.9
6	1043	KNOEGLER Mario	AUT	Prone	99	96	100	100	395		
				Standing	95	98	97	96	386		
				Kneeling	98	99	96	96	389	1170	
				Final shots:	8.2	10.1	9.4	10.2	10.2	10.3	10.4
7	1256	SAUVEPLANE Valerian	FRA	Prone	99	99	100	98	396		
				Standing	98	95	97	94	384		
				Kneeling	99	98	98	97	392	1172	
				Final shots:	8.8	9.2	10.3	10.1	10.0	10.1	7.9



FINAL RESULTS

决赛成绩 / RÉSULTATS FINAUX

Rk	Bib No	Name	NOC Code	Position	Series				Sub Total	Total	Remarks
					1	2	3	4			
8	1517	BERG Vebjoern	NOR	Prone	100	98	100	100	398		
				Standing	92	99	95	97	383		
				Kneeling	96	98	99	98	391	1172	
				Final shots: 9.4 8.8 8.6 10.6 8.0	10.2	9.5	9.6	10.0	9.8	94.5	1266.5
9	1369	DE NICOLO Marco	ITA	Prone	99	99	99	99	396		
				Standing	97	96	97	99	389		
				Kneeling	98	92	97	97	384	1169	
10	1284	ECKHARDT Maik	GER	Prone	100	99	100	99	398		
				Standing	99	90	96	95	380		
				Kneeling	97	99	99	96	391	1169	
11	1655	PLETIKOSIC Stevan	SRB	Prone	99	99	100	100	398		
				Standing	91	94	97	96	378		
				Kneeling	98	98	99	97	392	1168	
12	1241	HIRVI Juha	FIN	Prone	98	100	100	99	397		
				Standing	97	97	98	93	385		
				Kneeling	97	99	97	93	386	1168	
13	1336	NARANG Gagan	IND	Prone	98	99	98	99	394		
				Standing	98	99	96	96	389		
				Kneeling	94	93	97	100	384	1167	
14	1617	KHADJIBEKOV Artem	RUS	Prone	97	98	97	99	391		
				Standing	97	92	98	96	383		
				Kneeling	99	97	98	99	393	1167	
15	1407	HAN Jinseop	KOR	Prone	100	96	97	99	392		
				Standing	98	98	94	94	384		
				Kneeling	98	96	99	98	391	1167	
16	1385	YAMASHITA Toshikazu	JPN	Prone	100	100	100	99	399		
				Standing	95	97	95	95	382		
				Kneeling	98	96	97	95	386	1167	
17	1293	WINTER Michael	GER	Prone	99	99	99	99	396		
				Standing	97	95	96	97	385		
				Kneeling	96	98	92	99	385	1166	
18	1619	KOVALENKO Sergei	RUS	Prone	98	99	98	99	394		
				Standing	93	96	95	98	382		
				Kneeling	99	97	98	96	390	1166	
19	1736	AYVAZIAN Artur	UKR	Prone	99	97	100	98	394		
				Standing	96	96	97	96	385		
				Kneeling	97	95	95	99	386	1165	
20	1654	MIROSAVLJEV Nemanja	SRB	Prone	100	98	100	100	398		
				Standing	93	96	94	98	381		
				Kneeling	96	98	95	97	386	1165	



FINAL RESULTS

决赛成绩 / RÉSULTATS FINAUX

Rk	Bib No	Name	NOC Code	Position	Series				Sub Total	Total	Remarks
					1	2	3	4			
21	1669	MUELLER Beat	SUI	Prone	99	98	98	100	395		
				Standing	94	95	96	95	380		
				Kneeling	96	97	98	98	389		
22	1766	PARKER Jason	USA	Prone	99	97	98	99	393		
				Standing	94	97	97	96	384		
				Kneeling	98	97	98	94	387		
23	1169	HAMAN Vaclav	CZE	Prone	97	98	99	97	391		
				Standing	93	95	96	96	380		
				Kneeling	99	96	98	99	392		
24	1116	JIA Zhanbo	CHN	Prone	99	98	98	99	394		
				Standing	96	96	93	93	378		
				Kneeling	98	96	98	99	391		
25	1321	SIDI Peter	HUN	Prone	98	100	97	99	394		
				Standing	96	96	97	96	385		
				Kneeling	98	94	97	95	384		
26	1337	RAJPUT Sanjeev	IND	Prone	98	98	99	100	395		
				Standing	95	96	98	91	380		
				Kneeling	99	94	98	96	387		
27	1394	YURKOV Yuriy	KAZ	Prone	100	98	97	100	395		
				Standing	98	95	94	95	382		
				Kneeling	95	97	97	96	385		
28	1240	HAKKINEN Henri	FIN	Prone	97	98	96	99	390		
				Standing	95	95	94	97	381		
				Kneeling	96	99	97	98	390		
29	1065	BUBNOVICH Vitali	BLR	Prone	97	99	98	100	394		
				Standing	97	96	96	91	380		
				Kneeling	97	98	95	97	387		
30	1518	BERG-KNUTSEN Espen	NOR	Prone	98	99	100	99	396		
				Standing	95	92	94	93	374		
				Kneeling	99	99	96	96	390		
31	1412	PARK Bong Duk	KOR	Prone	100	99	99	100	398		
				Standing	94	94	91	94	373		
				Kneeling	96	97	98	97	388		
32	1392	DOVGUN Vitaliy	KAZ	Prone	99	100	99	100	398		
				Standing	94	97	98	92	381		
				Kneeling	94	95	93	97	379		
33	1562	KRASKOWSKI Robert	POL	Prone	99	100	97	99	395		
				Standing	92	95	92	94	373		
				Kneeling	98	96	95	99	388		
34	1070	MARTYNOV Sergei	BLR	Prone	99	99	100	100	398		
				Standing	94	92	95	95	376		
				Kneeling	98	93	97	94	382		



FINAL RESULTS

决赛成绩 / RÉSULTATS FINAUX

Rk	Bib No	Name	NOC Code	Position	Series				Sub Total	Total	Remarks
					1	2	3	4			
35	1668	BUERGE Marcel	SUI	Prone	99	98	100	99	396	1155	
				Standing	92	96	90	95	373		
				Kneeling	97	96	96	97	386		
36	1352	EGOZI Doron	ISR	Prone	99	99	99	99	396	1155	
				Standing	93	94	96	92	375		
				Kneeling	94	97	97	96	384		
37	1680	GONCI Jozef	SVK	Prone	100	96	99	99	394	1154	
				Standing	96	93	93	94	376		
				Kneeling	96	94	96	98	384		
38	1353	SIMKOVITCH Gil	ISR	Prone	98	99	98	100	395	1153	
				Standing	91	91	92	94	368		
				Kneeling	98	96	98	98	390		
39	1367	CAMPRIANI Niccolo	ITA	Prone	99	99	100	97	395	1153	
				Standing	95	92	95	95	377		
				Kneeling	97	98	92	94	381		
40	1022	BURGE Benjamin	AUS	Prone	100	96	99	97	392	1152	
				Standing	96	92	93	92	373		
				Kneeling	95	98	96	98	387		
41	1254	HENRY Josselin	FRA	Prone	97	97	97	97	388	1151	
				Standing	94	94	93	92	373		
				Kneeling	98	97	99	96	390		
42	1270	HAMMOND Jonathan	GBR	Prone	100	100	98	97	395	1148	
				Standing	94	92	92	92	370		
				Kneeling	95	96	96	96	383		
43	1060	FAZLIJA Nedzad	BIH	Prone	98	99	99	97	393	1148	
				Standing	94	95	94	93	376		
				Kneeling	96	95	93	95	379		
44	1148	GORSA Petar	CRO	Prone	97	98	99	99	393	1148	
				Standing	96	93	97	91	377		
				Kneeling	93	95	97	93	378		
45	1025	INABINET Matthew Robert	AUS	Prone	96	97	98	98	389	1141	
				Standing	97	95	92	92	376		
				Kneeling	92	97	95	92	376		
46	1201	AMER Mohamed	EGY	Prone	98	99	97	96	390	1135	
				Standing	95	91	89	94	369		
				Kneeling	94	98	90	94	376		
47	1155	PEREZ Liecer	CUB	Prone	97	99	99	99	394	1134	
				Standing	92	96	93	92	373		
				Kneeling	91	92	91	93	367		
48	1402	ISMAILOV Ruslan	KGZ	Prone	99	96	96	97	388	1130	
				Standing	92	89	92	94	367		
				Kneeling	96	95	94	90	375		



BEIJING SHOOTING RANGE HALL
北京射击馆
CENTRE DE TIR DE BEIJING

SUN 星期日 DIM
17 AUG 2008
13:30

SHOOTING
射击 / TIR

MEN'S 50M RIFLE 3 POSITIONS
男子50米步枪三种姿势 / 50M CARABINE 3 POSITIONS HOMMES

FINAL
决赛 / FINALE



FINAL RESULTS

决赛成绩 / RÉSULTATS FINAUX

Rk	Bib No	Name	NOC Code	Position	Series				Sub Total	Total	Remarks
					1	2	3	4			
49	1541	UMER Siddique	PAK	Prone	95	99	98	98	390	1116	
				Standing	91	85	95	88	359		
				Kneeling	95	92	88	92	367		
1170	JERABEK Thomas	CZE	Prone							DNS	
			Standing								
			Kneeling								

Legend:							
Bib No	Bib Number	DNS	Did Not Start	FOR	Final Olympic Record	FWR	Final World Record
OG	Olympic Games	OR	Olympic Record	Rk	Rank	WCF	World Cup Final
WR	World Record						





FINAL RESULTS

决赛成绩 / RÉSULTATS FINAUX

CORRECTED

(Qualification)				(Finals)			
WR	593	PYZHIANOV Sergei	URS 13 OCT 1989WCF Munich (FRG)	FWR	695.1	PYZHIANOV Sergei	URS 13 OCT 1989WCF Munich (FRG)
OR	591	NESTRUEV Mikhail	RUS 14 AUG 2004 OG Athens (GRE)	FOR	690.0	WANG Yifu	CHN 14 AUG 2004 OG Athens (GRE)

Rk	Bib No	Name	NOC Code	Series						Total	Remarks				
				1	2	3	4	5	6						
1	1122	PANG Wei	CHN	97	98	100	96	97	98	586					
		Final shots:		9.3	10.3	10.5	10.3	10.4	10.3	10.7	10.4	10.7	9.3	102.2	
														688.2	
2	1408	JIN Jong Oh	KOR	99	96	99	99	94	97	584					
		Final shots:		9.5	9.9	10.6	10.3	9.4	10.2	10.1	10.8	9.9	9.8	100.5	
														684.5	
3	1770	TURNER Jason	USA	98	100	93	96	99	97	583					
		Final shots:		8.8	10.4	10.6	10.1	10.5	9.5	9.7	10.8	8.9	9.7	99.0	
														682.0	S-Off 10.5
4	1758	BEAMAN Brian	USA	98	96	95	98	94	100	581					
		Final shots:		10.0	10.3	10.3	10.0	10.4	9.1	10.0	10.1	10.4	10.4	101.0	
														682.0	S-Off 10.3
5	1613	EKIMOV Leonid	RUS	95	97	99	97	96	98	582					
		Final shots:		10.2	10.3	8.7	9.8	10.4	9.5	9.2	10.0	10.6	9.8	98.5	
														680.5	
6	1255	LAPEYRE Walter	FRA	98	98	95	96	99	95	581					
		Final shots:		9.7	10.3	9.4	10.7	9.4	10.3	9.6	9.2	10.4	10.3	99.3	
														680.3	
7	1696	PANICHPATIKUM Jakkrit	THA	96	96	98	97	98	96	581					
		Final shots:		9.9	9.6	9.2	9.8	9.7	10.3	10.4	9.1	10.8	9.2	98.0	
														679.0	
8	1371	FAIT Vigilio	ITA	95	96	98	98	95	98	580					
9	1093	KIRIAKOV Tanyu	BUL	96	96	97	97	97	97	580					
10	1125	TAN Zongliang	CHN	95	98	97	99	95	96	580					
11	1016	BAKHTAMYAN Norayr	ARM	97	98	97	97	95	96	580					
12	1082	ALMEIDA Julio	BRA	98	97	97	98	95	95	580					
13	1653	MIKEC Damir	SRB	96	98	95	99	98	94	580					
14	1783	MUKHTAROV Dilshod	UZB	94	98	99	99	96	94	580					
15	1410	LEE Daemyung	KOR	97	98	98	99	95	93	580					
16	1740	OMELCHUK Oleg	UKR	95	98	96	97	96	97	579					
17	1571	COSTA Joao	POR	100	95	97	95	97	95	579					
18	1384	MATSUDA Tomoyuki	JPN	97	98	97	97	96	94	579					
19	1393	YUNUSMETOV Rashid	KAZ	94	98	97	96	97	96	578					
20	1285	MEYER Hans Joerg	GER	95	97	93	98	96	98	577					
21	1066	DAUHAPOLAU Yury	BLR	99	96	95	93	97	97	577					
22	1383	KOBAYASHI Susumu	JPN	93	96	99	96	96	97	577					
23	1561	KNAPIK Wojciech	POL	97	97	99	96	95	93	577					
24	1253	DUMOULIN Franck	FRA	92	96	97	97	97	97	576					

Note: DSQ Shooter Bib Number 1577 KIM Jong Su (PRK) disqualified due to violation of anti-doping rules.



FINAL RESULTS

CORRECTED

决赛成绩 / RÉSULTATS FINAUX

Rk	Bib No	Name	NOC Code	Series						Total	Remarks
				1	2	3	4	5	6		
25	1578	KWON Tong Hyok	PRK	97	95	95	96	93	99	575	
26	1069	LUKASHYK Kanstantsin	BLR	94	95	97	95	97	97	575	
27	1681	KOPP Pavol	SVK	95	95	96	96	98	95	575	
28	1622	NESTRUEV Mikhail	RUS	96	96	94	97	99	93	575	
29	1242	JAHNSSON Kai	FIN	93	94	97	98	96	96	574	
30	1705	BABIKOV Sergey	TJK	96	96	95	95	96	96	574	
31	1031	REPACHOLI Daniel	AUS	97	97	96	95	94	94	573	
32	1670	SCHMID Christoph	SUI	95	95	98	97	96	92	573	
33	1794	NGUYEN Manh Tuong	VIE	92	99	97	93	95	96	572	
34	1742	RYBOVALOV Ivan	UKR	95	95	96	97	96	93	572	
35	1027	MOORE David	AUS	95	94	93	94	98	97	571	
36	1720	DANIEL Roger	TRI	98	95	92	94	96	96	571	
37	1289	SCHMIDT Florian	GER	94	96	95	97	93	96	571	
38	1530	WANG Yang	NZL	96	93	94	97	97	94	571	
39	1364	BADARACCHI Mauro	ITA	94	96	94	96	97	94	571	
40	1492	SARANOVIC Nikola	MNE	94	96	92	96	96	96	570	
41	1335	JUNG Samresh	IND	92	95	96	98	96	93	570	
42	1083	YAMAMOTO Stenio	BRA	92	96	94	97	92	97	568	
43	1599	RAICEA Iulian	ROU	93	97	95	95	96	91	567	
44	1725	DIKEC Yusuf	TUR	93	97	93	95	94	94	566	
45	1001	ELHAGE Philip	AHO	93	99	93	93	94	94	566	
46	1204	ABDELALY Mahmod	EGY	94	94	93	93	92	97	563	
47	1662	SENANAYAKE Edirisinghe	SRI	91	94	93	91	94	98	561	
	1577	KIM Jong Su	PRK								DSQ

Legend:

Bib No	Bib Number	FOR	Final Olympic Record	FWR	Final World Record	OG	Olympic Games
OR	Olympic Record	Rk	Rank	S-Off	Shoot-off	WCF	World Cup Final
WR	World Record						

Note: DSQ Shooter Bib Number 1577 KIM Jong Su (PRK) disqualified due to violation of anti-doping rules.



FINAL RESULTS

决赛成绩 / RÉSULTATS FINAUX

(Qualification)

WR	393 SMIRNOVA Svetlana	RUS	23 MAY 1998 WC Munich (GER)
OR	390 LOGVINENKO Marina	RUS	21 JUL 1996 OG Atlanta, GA (USA)
EOR	390 TAO Luna	CHN	17 SEP 2000 OG Sydney (AUS)

(Finals)

FWR	493.5 REN Jie	CHN	22 MAY 1999 WC Munich (GER)
FOR	490.1 KLOCHNEVA Olga	RUS	21 JUL 1996 OG Atlanta, GA (USA)

Rk	Bib No	Name	NOC Code	Series				Total	Remarks						
				1	2	3	4								
1	1132	GUO Wenjun	CHN	96	98	99	97	390							
		Final shots:		10.0	10.5	10.4	10.4	10.1	10.3	9.4	10.7	10.8	9.7	102.3	
														492.3	FOR
2	1632	PADERINA Natalia	RUS	97	98	98	98	391	OR						
		Final shots:		10.0	8.5	10.0	10.2	10.6	10.5	9.8	9.7	9.5	9.3	98.1	
														489.1	
3	1278	SALUKVADZE Nino	GEO	97	96	96	97	386							
		Final shots:		9.8	10.3	10.0	9.5	10.2	10.7	10.4	10.6	9.1	10.8	101.4	
														487.4	
4	1071	CHAIKA Viktoria	BLR	97	94	96	97	384							
		Final shots:		9.3	9.4	10.4	10.1	10.2	10.5	9.2	10.5	9.8	8.6	98.0	
														482.0	
5	1564	SAGUN LEWANDOWSKA Miroslawa	POL	95	96	97	96	384							
		Final shots:		8.1	10.3	9.2	9.9	9.8	10.4	9.9	9.4	10.7	9.6	97.3	
														481.3	
6	1657	SEKARIC Jasna	SRB	96	94	98	96	384							
		Final shots:		10.2	9.6	9.9	9.9	9.3	9.1	9.7	10.0	9.3	9.9	96.9	
														480.9	
7	1246	NEVANSUU Mira	FIN	99	95	95	95	384							
		Final shots:		8.7	9.3	9.2	10.3	9.8	10.0	9.7	9.9	9.9	9.7	96.5	
														480.5	
8	1476	TSOGBADRAH Munkzul	MGL	96	95	97	99	387							
		Final shots:		9.3	10.0	8.7	8.3	9.2	9.5	8.5	10.7	9.2	9.2	92.6	
														479.6	
9	1633	SMIRNOVA Svetlana	RUS	96	95	94	98	383							
10	1300	VERDICCHIO Claudia	GER	93	98	96	96	383							
11	1095	GROZDEVA Maria	BUL	96	93	95	98	382							
12	1475	OTRYAD Gundegmaa	MGL	97	93	95	97	382							
13	1395	BAIBUSSINOVA Zauresh	KAZ	94	94	98	96	382							
14	1225	FRANQUET Sonia	ESP	93	97	96	96	382							
15	1580	JO Yong Suk	PRK	98	96	93	95	382							
16	1418	GIM Yun Mi	KOR	96	95	97	94	382							
17	1672	FROELICH Cornelia	SUI	96	96	94	95	381							
18	1037	YAUHLEUSKAYA Lalita	AUS	97	95	96	93	381							
19	1134	REN Jie	CHN	97	96	95	93	381							
20	1700	PRUCKSAKORN Tanyaporn	THA	95	95	93	97	380							
21	1420	LEE Ho Lim	KOR	92	97	95	96	380							



FINAL RESULTS

决赛成绩 / RÉSULTATS FINAUX

Rk	Bib No	Name	NOC Code	Series				Total	Remarks
				1	2	3	4		
22	1715	HUANG Yi Ling	TPE	96	93	94	96	379	
23	1263	ROY Brigitte	FRA	93	94	97	95	379	
24	1295	DORJSUREN Munkhbayar	GER	95	93	97	94	379	
25	1224	FERNANDEZ Maria Pilar	ESP	93	97	96	93	379	
26	1179	MARUSKOVA Lenka	CZE	96	96	94	93	379	
27	1673	KOLLY Sandra	SUI	94	92	97	95	378	
28	1377	GENOVESI Maura	ITA	94	94	95	95	378	
29	1323	CSONKA Zsofia	HUN	94	93	97	94	378	
30	1566	SZPEK Slawomira	POL	95	95	94	94	378	
31	1745	KOSTEVYCH Olena	UKR	98	93	94	93	378	
32	1096	TANOVA Irena	BUL	96	93	95	93	377	
33	1264	TIRODE Stephanie	FRA	96	94	94	93	377	
34	1214	MAIDA Luisa	ESA	94	93	93	95	375	
35	1180	MUSILOVA Michaela	CZE	95	94	93	93	375	
36	1032	ASPANDIYAROVA Dina	AUS	96	96	94	89	375	
37	1777	SHINN Brenda	USA	89	98	93	93	373	
38	1386	FUKUSHIMA Michiko	JPN	91	94	97	91	373	
39	1103	CHAO Avianna	CAN	89	93	94	94	370	
40	1006	KODRA Lindita	ALB	92	93	93	92	370	
41	1778	SNYDER Rebecca	USA	93	92	94	91	370	
42	1072	SHAPIALEVICH Zhanna	BLR	91	92	95	90	368	
43	1752	LOZADO Carolina	URU	93	92	92	90	367	
44	1546	WILKA Patricia	PAR	90	91	27		208	DNF

Legend:

Bib No	Bib Number	DNF	Did Not Finish	EOR	Equalled Olympic Record	FOR	Final Olympic Record
FWR	Final World Record	OG	Olympic Games	OR	Olympic Record	Rk	Rank
WC	World Cup	WR	World Record				



FINAL RESULTS

决赛成绩 / RÉSULTATS FINAUX

CORRECTED

(Qualification)				(Finals)							
WR	581	MELENTIEV Alexandr	URS	20 JUL 1980	OG Moscow (URS)	FWR	676.2	DEMAREST William	USA	4 JUN 2000	WC Milan (ITA)
OR	581	MELENTIEV Alexandr	URS	20 JUL 1980	OG Moscow (URS)	FOR	666.4	KOKOREV Boris	RUS	23 JUL 1996	OG Atlanta, GA (USA)

Rk	Bib No	Name	NOC Code	Series						Total	Remarks				
				1	2	3	4	5	6						
1	1408	JIN Jong Oh	KOR	91	94	94	97	97	90	563					
		Final shots:		10.3	10.5	9.8	8.5	10.4	10.3	9.7	9.9	9.8	8.2	97.4	
														660.4	
2	1125	TAN Zongliang	CHN	96	94	93	96	90	96	565					
		Final shots:		7.9	9.2	10.2	8.1	10.6	9.8	10.2	9.6	9.7	9.2	94.5	
														659.5	
3	1616	ISAKOV Vladimir	RUS	95	93	96	94	93	92	563					
		Final shots:		8.7	8.4	9.8	9.7	10.5	9.5	10.3	9.5	9.1	10.4	95.9	
														658.9	S-Off 9.1
4	1740	OMELCHUK Oleg	UKR	94	96	94	93	93	93	563					
		Final shots:		8.2	10.5	10.1	10.5	9.3	10.1	9.6	8.3	10.3	9.0	95.9	
														658.9	S-Off 6.5
5	1681	KOPP Pavol	SVK	99	92	89	93	98	92	563					
		Final shots:		9.4	10.3	10.0	10.0	8.7	8.3	10.2	8.7	10.0	9.0	94.6	
														657.6	
6	1093	KIRIAKOV Tanyu	BUL	90	93	95	94	95	95	562					
		Final shots:		9.3	9.1	9.8	10.4	9.8	10.7	8.7	9.3	8.9	8.8	94.8	
														656.8	
7	1653	MIKEC Damir	SRB	92	93	94	95	95	90	559					
		Final shots:		9.9	10.6	8.7	9.9	8.7	9.8	10.5	8.2	10.2	10.3	96.8	
														655.8	
8	1384	MATSUDA Tomoyuki	JPN	92	94	91	94	93	94	558					
9	1383	KOBAYASHI Susumu	JPN	91	95	94	92	93	93	558					
10	1069	LUKASHYK Kanstantsin	BLR	96	95	92	92	92	91	558					
11	1066	DAUHAPOLAU Yury	BLR	93	94	95	95	93	88	558					
12	1285	MEYER Hans Joerg	GER	93	91	88	95	96	94	557					
13	1769	SZARENSKI Daryl	USA	91	94	88	94	92	96	555					
14	1016	BAKHTAMYAN Norayr	ARM	93	91	92	93	93	93	555					
15	1120	LIN Zhongzai	CHN	92	92	94	93	92	92	555					
16	1393	YUNUSMETOV Rashid	KAZ	91	96	92	90	96	90	555					
17	1082	ALMEIDA Julio	BRA	96	91	94	93	89	91	554					
18	1366	BRUNO Francesco	ITA	92	95	95	92	92	88	554					
19	1742	RYBOVALOV Ivan	UKR	89	91	91	96	91	95	553					
20	1770	TURNER Jason	USA	91	93	92	93	90	94	553					
21	1242	JAHNSSON Kai	FIN	92	94	93	90	92	92	553					
22	1725	DIKEC Yusuf	TUR	94	94	92	93	90	89	552					
23	1622	NESTRUEV Mikhail	RUS	98	88	93	90	95	88	552					
24	1255	LAPEYRE Walter	FRA	94	94	93	96	87	88	552					

Note: DSQ Shooter Bib Number 1577 KIM Jong Su (PRK) disqualified due to violation of anti-doping rules.



FINAL RESULTS

CORRECTED

决赛成绩 / RÉSULTATS FINAUX

Rk	Bib No	Name	NOC Code	Series						Total	Remarks
				1	2	3	4	5	6		
25	1410	LEE Daemyung	KOR	90	90	90	91	96	94	551	
26	1579	RYU Myong Yon	PRK	87	93	92	93	92	94	551	
27	1371	FAIT Vigilio	ITA	92	90	89	91	96	93	551	
28	1289	SCHMIDT Florian	GER	93	91	91	89	91	94	549	
29	1696	PANICHPATIKUM Jakkrit	THA	91	93	88	93	91	93	549	
30	1783	MUKHTAROV Dilshod	UZB	93	92	90	90	93	91	549	
31	1202	ABDEL RAZEK Samy	EGY	91	92	97	87	91	91	549	
32	1571	COSTA Joao	POR	93	95	91	95	88	87	549	
33	1253	DUMOULIN Franck	FRA	90	89	96	94	88	91	548	
34	1027	MOORE David	AUS	89	85	92	92	95	93	546	
35	1662	SENANAYAKE Edirisinghe	SRI	89	93	88	88	94	93	545	
36	1175	TENK Martin	CZE	90	91	90	91	93	89	544	
37	1794	NGUYEN Manh Tuong	VIE	92	89	89	91	93	89	543	
38	1561	KNAPIK Wojciech	POL	95	86	95	91	89	87	543	
39	1670	SCHMID Christoph	SUI	94	86	91	91	92	88	542	
40	1031	REPACHOLI Daniel	AUS	89	93	89	81	94	94	540	
41	1335	JUNG Samresh	IND	88	92	91	86	90	93	540	
42	1705	BABIKOV Sergey	TJK	90	83	93	92	90	92	540	
43	1083	YAMAMOTO Stenio	BRA	91	89	86	92	91	89	538	
44	1492	SARANOVIC Nikola	MNE	89	88	87	90	93	88	535	
	1577	KIM Jong Su	PRK								DSQ*

Legend:

Bib No	Bib Number	FOR	Final Olympic Record	FWR	Final World Record	OG	Olympic Games
OR	Olympic Record	Rk	Rank	S-Off	Shoot-off	WC	World Cup
WR	World Record						

Note: DSQ Shooter Bib Number 1577 KIM Jong Su (PRK) disqualified due to violation of anti-doping rules.



FINAL RESULTS

决赛成绩 / RÉSULTATS FINAUX

(Qualification)				(Finals)			
WR	594 IORGOVA Diana	BUL	31 MAY 1994 WC Milan (ITA)	FWR	796.7 GROZDEVA Maria	BUL	11 APR 2005 WC Changwon (KOR)
EWR	594 TAO Luna	CHN	23 AUG 2002 WCF Munich (GER)	FOR	--		OG Beijing (CHN)
OR	590 TAO Luna	CHN	22 SEP 2000 OG Sydney (AUS)				

Rank	Bib No	Name	NOC Code	Stage	Series			Sub Total	Total	Remarks				
					1	2	3							
1	1129	CHEN Ying	CHN	Precision	96	95	100	291						
				Rapid	98	98	98	294	585					
				Final shots:	10.2	10.3	10.8	10.7	10.5	10.5	10.7	10.4	10.8	10.7
					9.9	10.3	10.8	10.8	10.7	10.5	10.0	9.2	10.3	10.3
									208.4					
									793.4	FOR				
2	1475	OTRYAD Gundegmaa	MGL	Precision	97	96	98	291						
				Rapid	100	100	99	299	590	EOR				
				Final shots:	10.5	9.8	10.5	10.3	10.0	10.0	10.5	9.7	10.3	10.6
					9.0	10.2	9.8	9.7	10.3	10.3	10.5	9.3	10.3	10.6
									202.2					
									792.2					
3	1295	DORJSUREN Munkhbayar	GER	Precision	97	97	98	292						
				Rapid	98	98	99	295	587					
				Final shots:	9.2	10.0	10.2	9.6	9.7	9.9	10.5	10.5	10.0	9.1
					10.6	10.5	10.4	10.4	10.7	10.1	9.2	10.7	10.9	10.0
									202.2					
									789.2					
4	1131	FEI Fengji	CHN	Precision	95	99	98	292						
				Rapid	97	96	97	290	582					
				Final shots:	10.4	10.3	10.4	10.8	10.5	9.8	10.7	10.5	10.1	10.2
					10.7	10.2	9.7	10.1	10.1	10.0	10.5	9.6	10.5	10.8
									205.9					
									787.9					
5	1095	GROZDEVA Maria	BUL	Precision	97	95	95	287						
				Rapid	100	97	99	296	583					
				Final shots:	10.0	10.7	10.0	9.8	8.7	9.8	9.5	10.3	10.4	9.9
					10.3	10.9	10.4	10.4	10.5	10.1	10.6	10.5	10.5	10.3
									203.6					
									786.6					
6	1580	JO Yong Suk	PRK	Precision	98	94	97	289						
				Rapid	98	99	98	295	584					
				Final shots:	10.3	9.7	10.3	9.8	9.8	10.1	10.4	10.1	9.5	10.2
					10.0	10.0	10.5	8.7	10.3	9.4	10.5	9.9	10.3	9.6
									199.4					
									783.4					
7	1700	PRUCKSAKORN Tanyaporn	THA	Precision	98	96	97	291						
				Rapid	97	99	95	291	582					
				Final shots:	8.4	10.7	10.0	10.1	10.3	9.0	9.3	8.9	10.1	10.3
					10.4	10.4	10.8	10.0	8.0	10.2	9.7	9.4	10.3	9.4
									195.7					
									777.7					



FINAL RESULTS

决赛成绩 / RÉSULTATS FINAUX

Rank	Bib No	Name	NOC Code	Stage	Series			Sub Total	Total	Remarks		
					1	2	3					
8	1214	MAIDA Luisa	ESA	Precision	99	96	97	292				
				Rapid	96	97	97	290	582			
				Final shots:	9.6 10.5	8.7 10.2	9.6 10.2	9.5 10.4	10.4 10.4	9.5 9.6	10.4 10.1	9.6 6.6
											774.0	
9	1225	FRANQUET Sonia	ESP	Precision	97	98	99	294				
				Rapid	97	96	95	288	582			
10	1386	FUKUSHIMA Michiko	JPN	Precision	95	96	97	288				
				Rapid	97	97	99	293	581			
11	1413	AHN Soo Kyeong	KOR	Precision	97	95	96	288				
				Rapid	97	98	98	293	581			
12	1476	TSOGBADRAH Munkzul	MGL	Precision	95	98	97	290				
				Rapid	97	96	98	291	581			
13	1071	CHAIKA Viktoria	BLR	Precision	97	99	96	292				
				Rapid	96	95	98	289	581			
14	1037	YAUHLEUSKAYA Lalita	AUS	Precision	97	96	97	290				
				Rapid	98	98	95	291	581			
15	1263	ROY Brigitte	FRA	Precision	96	97	96	289				
				Rapid	95	97	99	291	580			
16	1278	SALUKVADZE Nino	GEO	Precision	96	98	98	292				
				Rapid	95	95	98	288	580			
17	1420	LEE Ho Lim	KOR	Precision	98	95	96	289				
				Rapid	98	97	96	291	580			
18	1626	ALIPAVA Yuliya	RUS	Precision	97	96	94	287				
				Rapid	98	95	99	292	579			
19	1632	PADERINA Natalia	RUS	Precision	96	97	99	292				
				Rapid	97	94	96	287	579			
20	1179	MARUSKOVA Lenka	CZE	Precision	97	97	92	286				
				Rapid	94	99	99	292	578			
21	1657	SEKARIC Jasna	SRB	Precision	96	95	94	285				
				Rapid	99	98	96	293	578			
22	1264	TIRODE Stephanie	FRA	Precision	98	96	97	291				
				Rapid	94	95	97	286	577			
23	1299	THURMANN Stefanie	GER	Precision	95	97	99	291				
				Rapid	94	93	98	285	576			
24	1377	GENOVESI Maura	ITA	Precision	97	96	93	286				
				Rapid	96	97	97	290	576			
25	1772	CALLAHAN Elizabeth	USA	Precision	97	97	93	287				
				Rapid	94	96	98	288	575			
26	1745	KOSTEVYCH Olena	UKR	Precision	95	100	93	288				
				Rapid	94	95	98	287	575			



FINAL RESULTS

决赛成绩 / RÉSULTATS FINAUX

Rank	Bib No	Name	NOC Code	Stage	Series			Sub Total	Total	Remarks
					1	2	3			
27	1566	SZPEK Slawomira	POL	Precision	96	93	94	283	575	
				Rapid	98	98	96	292		
28	1778	SNYDER Rebecca	USA	Precision	96	96	95	287	575	
				Rapid	98	94	96	288		
29	1673	KOLLY Sandra	SUI	Precision	98	94	97	289	574	
				Rapid	94	96	95	285		
30	1564	SAGUN LEWANDOWSKA Mirosława	POL	Precision	96	95	97	288	574	
				Rapid	95	99	92	286		
31	1395	BAIBUSSINOVA Zauresh	KAZ	Precision	92	95	94	281	571	
				Rapid	97	97	96	290		
32	1323	CSONKA Zsófia	HUN	Precision	95	95	97	287	571	
				Rapid	95	93	96	284		
33	1032	ASPANDIYAROVA Dina	AUS	Precision	95	99	96	290	571	
				Rapid	93	94	94	281		
34	1180	MUSILOVA Michaela	CZE	Precision	96	97	95	288	571	
				Rapid	97	94	92	283		
35	1006	KODRA Lindita	ALB	Precision	92	94	97	283	570	
				Rapid	98	97	92	287		
36	1224	FERNANDEZ Maria Pilar	ESP	Precision	97	96	98	291	569	
				Rapid	83	95	100	278		
37	1096	TANOVA Irena	BUL	Precision	97	93	90	280	569	
				Rapid	94	97	98	289		
38	1072	SHAPIALEVICH Zhanna	BLR	Precision	94	96	97	287	569	
				Rapid	92	95	95	282		
39	1715	HUANG Yi Ling	TPE	Precision	91	95	95	281	563	
				Rapid	94	97	91	282		
40	1196	MALO Carmen	ECU	Precision	94	93	94	281	559	
				Rapid	90	92	96	278		
41	1103	CHAO Avianna	CAN	Precision	94	95	88	277	558	
				Rapid	96	92	93	281		

Legend:

Bib No	Bib Number	EOR	Equalled Olympic Record	EWR	Equalled World Record	FOR	Final Olympic Record
FWR	Final World Record	OG	Olympic Games	OR	Olympic Record	WC	World Cup
WCF	World Cup Final	WR	World Record				



FINAL RESULTS

决赛成绩 / RÉSULTATS FINAUX

(Qualification)				(Finals)			
WR	591 KLIMOV Alexei	RUS	6 OCT 2006WCF Granada (ESP)	FWR	794.0 REITZ Christian	GER	27 MAY 2008WC Milan (ITA)
EWR	591 REITZ Christian	GER	27 MAY 2008WC Milan (ITA)	FOR	--		OG Beijing (CHN)
OR	--		OG Beijing (CHN)				

Rk	Bib No	Name	NOC Code	Stage	Series			Sub Total	Total	Remarks					
					8	6	4								
1	1741	PETRIV Oleksandr	UKR	Stage 1	96	99	94	289							
				Stage 2	98	96	97	291	580						
				Final shots:	10.1	10.3	10.4	10.1	9.9	10.8	10.3	9.6	10.4	9.1	
					8.4	10.2	9.6	10.0	10.2	10.0	10.5	9.8	10.3	10.2	200.2
												780.2	FOR		
2	1290	SCHUMANN Ralf	GER	Stage 1	97	99	92	288							
				Stage 2	99	97	95	291	579						
				Final shots:	8.4	10.7	10.5	9.3	10.3	9.6	10.2	10.3	9.8	9.6	
					10.1	10.3	10.3	10.0	9.5	10.8	9.7	10.9	10.0	10.2	200.5
												779.5			
3	1287	REITZ Christian	GER	Stage 1	97	100	92	289							
				Stage 2	99	97	94	290	579						
				Final shots:	9.9	10.3	10.7	10.1	9.8	9.0	10.0	9.5	10.3	10.3	
					10.7	10.6	10.4	9.9	10.8	10.5	7.9	9.9	9.0	10.7	200.3
												779.3			
4	1613	EKIMOV Leonid	RUS	Stage 1	99	95	97	291							
				Stage 2	99	96	95	290	581						
				Final shots:	8.8	8.9	9.4	10.0	9.5	9.7	10.0	10.4	10.1	10.7	
					10.7	10.0	10.3	10.2	9.8	9.6	9.1	9.8	10.2	10.0	197.2
												778.2			
5	1767	SANDERSON Keith	USA	Stage 1	97	98	94	289							
				Stage 2	99	99	96	294	583	OR					
				Final shots:	9.7	9.0	10.5	9.9	9.5	9.0	9.2	10.0	9.3	10.5	
					9.9	10.2	8.1	9.7	9.6	9.7	9.9	10.1	9.9	9.9	193.6
												776.6			
6	1737	BONDARUK Roman	UKR	Stage 1	96	94	96	286							
				Stage 2	100	97	97	294	580						
				Final shots:	9.8	9.8	10.5	9.9	9.4	10.3	8.3	10.2	10.4	10.4	
					9.2	9.2	10.3	10.5	9.8	7.2	9.0	10.0	10.9	9.6	194.7
												774.7			
7	1156	PUPO Leuris	CUB	Stage 1	96	97	95	288							
				Stage 2	97	96	97	290	578						
8	1618	KLIMOV Alexei	RUS	Stage 1	99	99	90	288							
				Stage 2	95	96	98	289	577						
9	1599	RAICEA Iulian	ROU	Stage 1	99	95	93	287							
				Stage 2	99	95	95	289	576						



FINAL RESULTS

决赛成绩 / RÉSULTATS FINAUX

Rk	Bib No	Name	NOC Code	Stage	Series			Sub Total	Total	Remarks
					8	6	4			
10	1121	LIU Zhongsheng	CHN	Stage 1	96	95	90	281		
				Stage 2	98	96	97	291	572	A 2.0
11	1082	ALMEIDA Julio	BRA	Stage 1	98	96	90	284		
				Stage 2	98	100	86	284	568	
12	1462	LISOCONI Ghenadie	MDA	Stage 1	95	96	91	282		
				Stage 2	93	95	97	285	567	
13	1437	KUZMINS Afanasijs	LAT	Stage 1	95	92	90	277		
				Stage 2	98	96	94	288	565	
14	1172	POHRASKY Martin	CZE	Stage 1	92	98	86	276		
				Stage 2	99	98	92	289	565	
15	1457	AMIR HASAN Hasli Izwan	MAS	Stage 1	96	95	88	279		
				Stage 2	95	95	95	285	564	
16	1173	STRNAD Martin	CZE	Stage 1	96	94	77	267		
				Stage 2	99	99	97	295	562	
17	1029	QUICK Bruce	AUS	Stage 1	94	97	89	280		
				Stage 2	95	95	90	280	560	
18	1315	WONG Fai	HKG	Stage 1	96	97	89	282		
				Stage 2	98	92	86	276	558	
	1127	ZHANG Penghui	CHN	Stage 1						
				Stage 2						DSQ

Legend:							
Bib No	Bib Number	DSQ	Disqualified	EWR	Equalled World Record	FOR	Final Olympic Record
FWR	Final World Record	OG	Olympic Games	OR	Olympic Record	Rk	Rank
WC	World Cup	WCF	World Cup Final	WR	World Record		

DSQ Shooter 1127 ZHANG P. CHN: ISSF Rule 8.6.1.4 violate 3 times
A 2.0 Shooter 1121 LIU Z. CHN: ISSF Rule 8.6.1.4 shooters arm



FINAL RESULTS

决赛成绩 / RÉSULTATS FINAUX

Rank	Bib No	Name	NOC Code	Day 1			Day 2		Qualification		Finals	Total	Final S-Off	Remarks
				1	2	3	4	5	Score	S-Off				
32	1207	MEDHAT Adham	EGY	20	22	22	23	21	108					
33	1220	FERNANDEZ Alberto	ESP	24	23	16	22	21	106					
34	1077	MENACHO FLORES Cesar David	BOL	24	22	21	18	21	106					
35	1556	ANG Eric	PHI	19	24	22	21	20	106					

Legend:							
Bib No	Bib Number	ECH	European Championships	EOR	Equalled Olympic Record	EWR	Equalled World Record
FOR	Final Olympic Record	FWR	Final World Record	OG	Olympic Games	OR	Olympic Record
S-Off	Shoot-off	WC	World Cup	WCF	World Cup Final	WCH	World Championships
WR	World Record						



FINAL RESULTS

决赛成绩 / RÉSULTATS FINAUX

(Qualification)				(Finals)					
WR	74	LITTLE Elena	GBR	17 JUL 2005 WC Belgrade (SCG)	FWR	99	BARTEKOVA Danka	SVK	9 JUL 2008 ECh Nicosia (CYP)
EWR	74	BRINKER Christine	GER	9 APR 2006 WC Qingyuan (CHN)					
EWR	74	SHI Hongyan	CHN	9 APR 2006 WC Qingyuan (CHN)					
EWR	74	MEFTAKHETDINOVA Zemfira	AZE	18 MAY 2006 WC Cairo (EGY)					
EWR	74	AVETISYAN Erdzhanik	RUS	13 JUN 2007 WC Lonato (ITA)					
EWR	74	BARTEKOVA Danka	SVK	9 JUL 2008 ECH Nicosia (CYP)					
EWR	74	BRINKER Christine	GER	9 JUL 2008 ECH Nicosia (CYP)					
OR	--			OG Beijing (CHN)	FOR	--			OG Beijing (CHN)

Rank	Bib No	Name	NOC Code	Round			Qualification		Finals	Total	Final S-Off	Remarks
				1	2	3	Score	S-Off				
1	1375	CAINERO Chiara	ITA	25	23	24	72		21	93 +2	OR/FOR	
				Final shots: ██████████								
2	1776	RHODE Kimberly	USA	24	23	23	70		23	93 +1+2	FOR	
				Final shots: ██████████								
3	1294	BRINKER Christine	GER	25	22	23	70		23	93 +1+1	FOR	
				Final shots: ██████████								
4	1691	LARSSON Nathalie	SWE	23	23	23	69		23	92 +2		
				Final shots: ██████████								
5	1699	JIEWCHALOEMMIT Sutiya	THA	23	23	25	71		21	92 +1		
				Final shots: ██████████								
6	1135	WEI Ning	CHN	25	23	22	70		21	91		
				Final shots: ██████████								
7	1164	ELEFThERIOU Andri	CYP	22	23	22	67					
8	1683	BARTEKOVA Danka	SVK	23	22	22	67					
9	1581	PAK Jong Ran	PRK	20	23	23	66					
10	1601	MIHALACHE Lucia Lilia	ROU	23	20	23	66					
11	1034	RAHMAN Natalia	AUS	22	23	21	66					
12	1627	DEMINA Svetlana	RUS	22	23	21	66					
13	1324	IGALY Diana	HUN	22	23	21	66					
14	1273	LITTLE Elena	GBR	24	21	21	66					
15	1049	MEFTAKHETDINOVA Zemfira	AZE	22	21	20	63					
16	1261	GIRARDET Veronique	FRA	22	22	19	63					
17	1244	HEINONEN Marjut	FIN	21	21	19	61					
18	1415	KIM Minji	KOR	21	18	16	55					
19	1208	ELHAWARY Mona	EGY	18	16	16	50					

Legend:	Bib Number	ECH	European Championships	EWR	Equalled World Record	FOR	Final Olympic Record
FWR	Final World Record	OG	Olympic Games	OR	Olympic Record	S-Off	Shoot-off
WC	World Cup	WR	World Record				



FINAL RESULTS

决赛成绩 / RÉSULTATS FINAUX

(Qualification)				(Finals)			
WR	125 HANCOCK Vincent	USA	14 JUN 2007 WC Lonato (ITA)	FWR	150 HANCOCK Vincent	USA	14 JUN 2007 WC Lonato (ITA)
EWR	125 BROVOLD Tore	NOR	12 JUL 2008 ECH Nicosia (CYP)	EFWR	150 BROVOLD Tore	NOR	12 JUL 2008 ECH Nicosia (CYP)
OR	--		OG Beijing (CHN)	FOR	--		OG Beijing (CHN)

Rank	Bib No	Name	NOC Code	Day 1			Day 2		Qualification		Finals	Total	Final S-Off	Remarks
				1	2	3	4	5	Score	S-Off				
1	1763	HANCOCK Vincent	USA	25	24	24	24	24	121		24	145	+4	OR/FOR
				Final shots: ██████████										
2	1519	BROVOLD Tore	NOR	25	23	23	25	24	120		25	145	+3	FOR
				Final shots: ██████████										
3	1257	TERRAS Anthony	FRA	24	24	24	25	23	120		24	144	+3	
				Final shots: ██████████										
4	1163	NIKOLAIDIS Antonis	CYP	24	24	24	25	23	120		24	144	+2	
				Final shots: ██████████										
5	1162	ACHILLEOS Georgios	CYP	23	24	23	25	24	119		24	143		
				Final shots: ██████████										
6	1124	QU Ridong	CHN	24	23	23	23	25	118	+4	24	142		
				Final shots: ██████████										
7	1117	JIN Di	CHN	24	22	24	24	24	118	+3				
8	1219	ARAMBURU Juan Jose	ESP	22	25	23	24	24	118	+3				
9	1431	ALRASHIDI Abdullah	KUW	25	23	24	22	24	118	+3				
10	1430	ALMUTAIRI Zaid	KUW	23	25	22	24	24	118	+1				
11	1765	McLELLAND Randal	USA	24	23	23	25	23	118	+1				
12	1521	JENSEN Harald	NOR	24	25	23	24	22	118	+1				
13	1292	WENZEL Tino	GER	23	22	23	25	24	117					
14	1372	FALCO Ennio	ITA	23	23	24	24	23	117					
15	1592	AL-ATTIYA Nasser	QAT	24	23	23	25	22	117					
16	1174	SYCHRA Jan	CZE	25	24	21	25	22	117					
17	1021	BARTON George	AUS	23	24	24	21	24	116					
18	1230	INESHIN Andrei	EST	22	24	20	24	25	115					
19	1624	SHOMIN Valeriy	RUS	22	23	23	22	25	115					
20	1291	WEGNER Axel	GER	22	22	25	23	23	115					
21	1222	NUNEZ Mario	ESP	23	24	24	22	22	115					
22	1730	ALMAKTOUM Saeed	UAE	23	24	24	21	22	114					
23	1625	TSURANOV Konstantin	RUS	21	22	23	24	23	113					
24	1365	BENELLI Andrea	ITA	22	24	22	23	22	113					
25	1186	GOLDING Anders	DEN	20	24	24	23	21	112					
26	1310	ROMERO Juan Carlos	GUA	24	21	23	21	22	111					
27	1468	FLORES Ariel Mauricio	MEX	23	22	23	22	21	111					
28	1109	ATALAH Jorge	CHI	22	22	24	23	20	111					
29	1442	RICHA Ziad	LIB	24	22	23	23	19	111					
30	1030	RAHMAN Paul	AUS	22	23	19	25	21	110					
31	1191	DUJARRIC LEMBCKE Julio Elizardo	DOM	23	24	21	21	21	110					
32	1739	MILCHEV Mikola	UKR	20	23	21	22	23	109					
33	1305	SALAVANTAKIS Georgios	GRE	21	20	23	23	22	109					
34	1067	GERACHTCHENKO Andrei	BLR	21	22	25	23	18	109					



FINAL RESULTS

决赛成绩 / RÉSULTATS FINAUX

Rank	Bib No	Name	NOC Code	Day 1			Day 2		Qualification		Finals	Total	Final S-Off	Remarks	
				1	2	3	4	5	Score	S-Off					
35	1600	TOMAN Ioan	ROU	21	19	23	22	23							
36	1203	DONATO Franco	EGY	19	21	22	21	23							
37	1593	HAMAD Rashid	QAT	22	22	18	22	22							
38	1142	DUARTE DELGADO Diego	COL	21	23	21	22	19							
39	1425	AL-MUTAIRI Saied	KSA	21	20	22	22	19							
40	1551	MATELLINI Marco	PER	17	19	15	22	22							
41	1695	DAHI Roger	SYR	19	21	19	11	21							

Legend:			
Bib No	Bib Number	ECH	European Championships
FOR	Final Olympic Record	EFWR	Equalled Final World Record
S-Off	Shoot-off	OG	Olympic Games
		OR	Equalled World Record Olympic Record
		WC	World Cup
		WR	World Record



Beijing 2008



Softball

12-21 August

OFFICIAL RESULTS BOOK



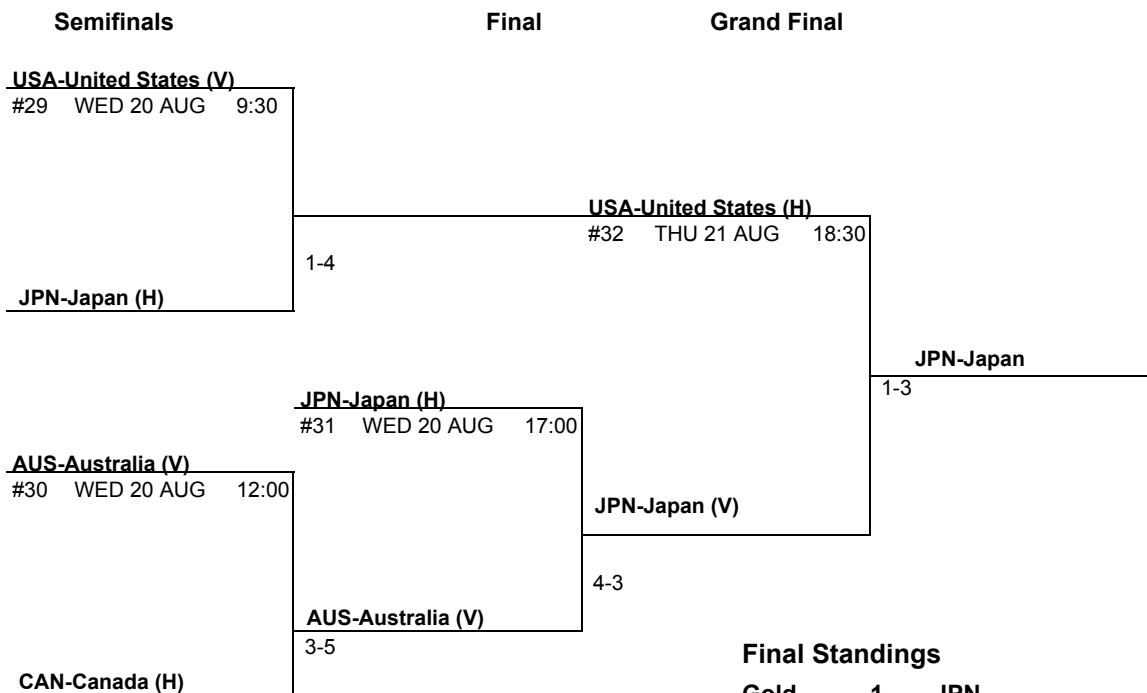


TOURNAMENT SUMMARY As of 21 AUG 2008
 最终成绩一览 / RÉSUMÉ DU TOURNOI

Preliminary Round

									Games			Runs		W/L%	GB
	USA	JPN	AUS	CAN	TPE	CHN	VEN	NED	Played	Won	Lost	For	Against		
USA		7-0	3-0	8-1	7-0	9-0	11-0	8-0	7	7	0	53	1	1.000	-
JPN	0-7		4-3	6-0	2-1	3-0	5-2	3-0	7	6	1	23	13	.857	1
AUS	0-3	3-4		4-0	3-1	3-1	9-2	8-0	7	5	2	30	11	.714	2
CAN	1-8	0-6	0-4		6-1	1-0	0-2	9-2	7	3	4	17	23	.429	4
TPE	0-7	1-2	1-3	1-6		2-1	3-0	2-4	7	2	5	10	23	.286	5
CHN	0-9	0-3	1-3	0-1	1-2		7-1	10-2	7	2	5	19	21	.286	5
VEN	0-11	2-5	2-9	2-0	0-3	1-7		8-0	7	2	5	15	35	.286	5
NED	0-8	0-3	0-8	2-9	4-2	2-10	0-8		7	1	6	8	48	.143	6

Playoffs



Final Standings

- Gold 1 JPN
- Silver 2 USA
- Bronze 3 AUS
- 4 CAN
- 5 TPE
- 6 CHN
- 7 VEN
- 8 NED

Note:
 During the playoffs, home team in each game is determined in a technical meeting prior to each phase.

Legend:
 GB Games behind H Home team V Visiting team W/L% Win/loss percentage



RESULTS TABLE As of 18 AUG 2008
 成绩表 / TABLEAU DES RÉSULTATS

AFTER GAME 28

Rank	NOC Code	Games			Runs		W/L%	GB
		Played	Won	Lost	For	Against		
1	USA	7	7	0	53	1	1.000	-
2	JPN	7	6	1	23	13	.857	1
3	AUS	7	5	2	30	11	.714	2
4	CAN	7	3	4	17	23	.429	4
5	TPE	7	2	5	10	23	.286	5
6	CHN	7	2	5	19	21	.286	5
7	VEN	7	2	5	15	35	.286	5
8	NED	7	1	6	8	48	.143	6

Date	Time	Game	Teams	Result	Notes
TUE 12 AUG	9:30	1	TPE - CAN	1 - 6	
	12:00	2	VEN - USA	0 - 11	5 INN RAR
	17:00	3	NED - CHN	2 - 10	
WED 13 AUG	19:30	4	JPN - AUS	4 - 3	
	9:30	5	VEN - CHN	1 - 7	
	12:00	6	USA - AUS	3 - 0	
	17:00	7	TPE - JPN	1 - 2	
THU 14 AUG	19:30	8	NED - CAN	2 - 9	6 INN RAR
	9:30	9	CHN - AUS	1 - 3	
	18:15	11	JPN - NED	3 - 0	
FRI 15 AUG	20:30	12	TPE - VEN	3 - 0	
	9:30	13	CHN - CAN	0 - 1	
	12:00	14	JPN - USA	0 - 7	5 INN RAR
SAT 16 AUG	14:45	10	CAN - USA	1 - 8	
	17:00	15	TPE - AUS	1 - 3	
	19:30	16	VEN - NED	8 - 0	5 INN RAR
	9:30	17	CHN - JPN	0 - 3	
SUN 17 AUG	12:00	18	USA - TPE	7 - 0	5 INN RAR
	17:00	19	NED - AUS	0 - 8	
	19:30	20	CAN - VEN	0 - 2	
	9:30	21	CHN - TPE	1 - 2	
	12:00	22	JPN - VEN	5 - 2	
MON 18 AUG	17:00	23	CAN - AUS	0 - 4	
	19:30	24	USA - NED	8 - 0	5 INN RAR
	9:30	25	NED - TPE	4 - 2	
	12:00	26	USA - CHN	9 - 0	5 INN RAR
	17:00	27	CAN - JPN	0 - 6	
	19:30	28	VEN - AUS	2 - 9	5 INN RAR

Note:
 Ties in rank are not broken until the completion of the preliminary round.

Legend:
GB Games behind **H** Home team **RAR** Game ended by Run Ahead Rule **S** Suspended game
V Visiting team **W/L%** Win/loss percentage



**COMPETITION OFFICIALS
SOFTBALL**

As of 12 AUG 2008

Function	Name	NOC
ISF President	PORTER Don	USA-United States of America
ISF Secretary General	LOECHNER Andrew	USA-United States of America
Technical Delegates		
Chair	LOW Beng Choo	MAS - Malaysia
Member	CONSTANTINIDES Annie	GRE - Greece
ISF Technical Commission (Jury)		
Member	LOPEZ Carlos	PUR - Puerto Rico
Member	HELLBURG Lulio	AHO - Netherlands Antilles
Member	MORULE Marumo	BOT - Botswana
Umpires		
Chief Umpire	STANTON Robert	CAN - Canada
Assistant Chief Umpire	KOSKELAINEN Margo	AUS - Australia
	JIA A Li	CHN - PR of China
	BISH Lori	USA - United States of America
	GROVE Debbie	AUS - Australia
	JIA Lei Ming	CHN - PR of China
	MAGNANI Gianluca	ITA - Italy
	MORRISON Nancy	CAN - Canada
	PENNARROYA Javier	ARG - Argentina
	PIPHER Greg	CAN - Canada
	STOELTING Traci	USA - United States of America
	TAMAKI William	NZL - New Zealand
	VELDKAMP Robert	NED - Netherlands
	WALLER Diane	AUS - Australia
Scorers		
Chief Scorer	HANNELY Michael	AUS - Australia
	WANG Tommy	TPE - Chinese Taipei
	BUTTSWORTH Carolyn	AUS - Australia
	ZHUANG Zi	CHN - PR of China



TEAM ROSTER As of 11 AUG 2008

球队名单 / COMPOSITION DE L'ÉQUIPE

AUS - Australia

No	Name	Pos	Height m/ft in	Throw Hand	Bat Hand	Date of Birth	Club	IG
4	STEWART Danielle	IF	1.65/5'5"	R	R	29 JUL 1981	HEAT (AUS)	88
5	ROCHE Melanie	P	1.65/5'5"	R	R	9 NOV 1970	TITANS (AUS)	220
6	WARD Natalie	IF	1.68/5'6"	R	R	24 DEC 1975	FIRESTARS (AUS)	405
7	HARDING Tanya	P	1.72/5'8"	R	R	23 JAN 1972	HEAT (AUS)	270
8	LEWIS Sandy	IF	1.70/5'7"	R	R	11 OCT 1978	HEAT (AUS)	299
9	MOSLEY Tracey	C	1.70/5'7"	R	R	25 SEP 1973	HEAT (AUS)	242
11	SMETHURST Justine	P	1.78/5'10"	R	R	14 JAN 1987	TITANS (AUS)	26
14	WYBORN Kerry	OF	1.68/5'6"	R	L	22 DEC 1977	FIRESTARS (AUS)	209
16	PORTER Stacey	IF	1.79/5'10"	R	R	29 MAR 1982	FIRESTARS (AUS)	215
18	CRONK Kylie	OF	1.69/5'7"	R	L	27 MAR 1984	HEAT (AUS)	113
21	TITCUME Natalie	C	1.84/6'0"	R	R	6 DEC 1975	TITANS (AUS)	310
23	HARDIE Kelly	P	1.82/6'0"	R	R	21 NOV 1969	HEAT (AUS)	141
24	WRIGHT Belinda	OF	1.70/5'7"	R	L	16 SEP 1980	FIRESTARS (AUS)	204
26	MORROW Simone	OF	1.69/5'7"	R	R	31 OCT 1976	FIRESTARS (AUS)	265
27	BOWERING Jodie	IF	1.67/5'6"	L	L	7 JUL 1982	HEAT (AUS)	45

Uniform Colour: Gold (Light) Green (Dark) (Alternate)

Head Coach: BARLOW Fabian (NZL)
Asst. Coaches: McCREEDY Richard (AUS)
 SAUNDERS Wayne (NZL)

Legend:		
C Catcher	DP Designated player	IF Infielder
L Bats/Throws left handed	No Uniform number	OF Outfielder
Pos Position	R Bats/Throws right handed	S Switch hitter
		IG International games played
		P Pitcher



TEAM ROSTER As of 11 AUG 2008

球队名单 / COMPOSITION DE L'ÉQUIPE

CAN - Canada

No	Name	Pos	Height m/ft in	Throw Hand	Bat Hand	Date of Birth	Club	IG
3	BAY REGULA Lauren	P	1.73/5'8"	L	R	9 AUG 1981	CANADA (CAN)	0
4	LAWRICK Sheena	IF	1.60/5'3"	R	L	22 JUN 1983	CANADA (CAN)	0
7	SALLING Jennifer	IF	1.65/5'5"	R	L	4 JUL 1987	OREGON (USA)	0
9	LEVER Caitlin	OF	1.73/5'8"	R	L	12 MAR 1985	GEORGIA TECH (USA)	0
12	MATTHEWS Melanie	OF	1.73/5'8"	R	L	6 AUG 1986	SIMON FRASER (CAN)	0
13	LAWRIE Danielle	P	1.98/6'6"	R	R	11 APR 1987	UNIV. OF WASHIN (USA)	0
14	TIMPF Megan	IF	1.57/5'2"	R	R	21 JAN 1984	CANADA (CAN)	0
15	MACKIN Robin	P	1.66/5'5"	R	R	31 AUG 1987	NEBRASKA (USA)	0
17	BRADLEY Alison	OF	1.70/5'7"	R	R	27 APR 1979	CANADA (CAN)	0
18	CUMPSTONE Erin	C	1.73/5'8"	R	R	4 NOV 1980	CANADA (CAN)	0
20	McLEAN Erin	IF	1.68/5'6"	R	R	9 NOV 1985	CANADA (CAN)	0
21	MARIN Noemie	OF	1.68/5'6"	R	L	5 APR 1984	MINNESOTA DULUTH (USA)	0
22	YEE Jennifer	IF	1.66/5'5"	R	L	14 JUN 1987	GEORGIA TECH (USA)	0
55	RAFTER Kaleigh	C	1.84/6'0"	R	R	18 AUG 1986	CANADA (CAN)	0
77	MEIER Dione	P	1.68/5'6"	R	R	3 SEP 1981	CANADA (CAN)	0

Uniform Colour: White (Light) Red (Dark) (Alternate)

Head Coach: SIPPEL Lori (CAN)
Asst. Coaches: ALAMEDA Lonni (USA)
 PETERSON James (USA)

Legend:		
C Catcher	DP Designated player	IF Infielder
L Bats/Throws left handed	No Uniform number	OF Outfielder
Pos Position	R Bats/Throws right handed	S Switch hitter
		IG International games played
		P Pitcher



TEAM ROSTER As of 11 AUG 2008

球队名单 / COMPOSITION DE L'ÉQUIPE

CHN - People's Republic of China

No	Name	Pos	Height m/ft in	Throw Hand	Bat Hand	Date of Birth	Club	IG
1	LU Wei	P	1.82/6'0"	R	R	21 JUN 1983	BEIJING (CHN)	60
3	LI Qi	P	1.75/5'9"	L	L	30 OCT 1983	LIAONING (CHN)	50
5	LI Chunxia	IF	1.72/5'8"	R	R	4 MAR 1977	SICHUAN (CHN)	60
6	SUN Li	IF	1.70/5'7"	R	R	6 JAN 1981	PLA (CHN)	50
7	LEI Donghui	U	1.65/5'5"	R	L	5 MAY 1984	BEIJING (CHN)	40
9	PAN Xia	C	1.68/5'6"	R	R	5 OCT 1981	PLA (CHN)	50
10	ZHANG Ai	OF	1.66/5'5"	R	L	23 SEP 1981	SHANGHAI (CHN)	60
11	ZHANG Lifang	OF	1.72/5'8"	R	L	3 JAN 1982	HENAN (CHN)	50
12	WU Di	U	1.72/5'8"	R	L	1 MAR 1982	GUANGDONG (CHN)	50
16	YU Huili	P	1.75/5'9"	R	R	5 OCT 1982	SICHUAN (CHN)	50
19	ZHOU Yi	OF	1.68/5'6"	R	L	20 JUL 1983	SICHUAN (CHN)	50
20	YU Yanhong	IF	1.68/5'6"	L	L	1 AUG 1974	GANSU (CHN)	60
21	TAN Ying	IF	1.77/5'10"	R	L	4 MAY 1982	SHANGHAI (CHN)	50
29	GUO Jia	C	1.68/5'6"	R	L	24 SEP 1980	HUNAN (CHN)	50
33	XIN Minhong	DP	1.70/5'7"	R	L	17 MAY 1979	LIAONING (CHN)	50

Uniform Colour: White (Light) Red (Dark) (Alternate)

Head Coach: WANG Lihong (CHN)
Asst. Coaches: HUANG Weigang (CHN)
 TAO Hua (CHN)

Legend:			
C Catcher	DP Designated player	IF Infielder	IG International games played
L Bats/Throws left handed	No Uniform number	OF Outfielder	P Pitcher
Pos Position	R Bats/Throws right handed	S Switch hitter	U Utility fielder



TEAM ROSTER As of 11 AUG 2008

球队名单 / COMPOSITION DE L'ÉQUIPE

JPN - Japan

No	Name	Pos	Height m/ft in	Throw Hand	Bat Hand	Date of Birth	Club	IG
2	MINE Yukiyo	C	1.66/5'5"	R	R	26 JAN 1988	RENASAS (JPN)	3
3	NISHIYAMA Rei	IF	1.67/5'6"	R	L	8 MAR 1984	HITACHI SOFTWARE (JPN)	9
4	MISHINA Masumi	IF	1.63/5'4"	R	R	12 MAR 1982	RENASAS (JPN)	8
5	KARINO Ayumi	OF	1.60/5'3"	R	L	6 NOV 1984	TOYOTA INDUSTRIES Co. (JPN)	9
7	FUJIMOTO Motoko	IF	1.60/5'3"	R	L	25 DEC 1980	LEOPALACE21 (JPN)	4
8	HIROSE Megu	IF	1.57/5'2"	R	L	23 APR 1981	TAIYO YUDEN (JPN)	10
10	ITO Sachiko	IF	1.63/5'4"	R	R	11 OCT 1975	TOYOTA (JPN)	10
11	YAMADA Eri	OF	1.65/5'5"	L	L	8 MAR 1984	HITACHI SOFTWARE (JPN)	10
14	SOMEYA Mika	P	1.66/5'5"	R	R	2 JUN 1983	DENSO (JPN)	4
16	EMOTO Naho	P	1.71/5'7"	R	R	25 AUG 1985	TOYOTA INDUSTRIES Co. (JPN)	5
17	UENO Yukiko	P	1.74/5'9"	R	R	22 JUL 1982	RENASAS (JPN)	9
21	SAKAI Hiroko	P	1.77/5'10"	R	L	3 NOV 1978	TAIYO YUDEN (JPN)	3
23	INUI Emi	C	1.70/5'7"	R	R	26 OCT 1983	RENASAS (JPN)	6
24	SATO Rie	IF	1.71/5'7"	R	L	14 AUG 1980	LEOPALACE21 (JPN)	4
25	MABUCHI Satoko	OF	1.63/5'4"	R	L	17 FEB 1982	HITACHI SOFTWARE (JPN)	10

Uniform Colour: White (Light) Red (Dark) Indigo Blue (Alternate)

Head Coach: SAITO Haruka (JPN)
Asst. Coaches: TAMOTO Hiroko (JPN)
 URANO Mitsufumi (JPN)

Legend:

C Catcher	DP Designated player	IF Infielder	IG International games played
L Bats/Throws left handed	No Uniform number	OF Outfielder	P Pitcher
Pos Position	R Bats/Throws right handed	S Switch hitter	



TEAM ROSTER As of 11 AUG 2008

球队名单 / COMPOSITION DE L'ÉQUIPE

NED - Netherlands

No	Name	Pos	Height m/ft in	Throw Hand	Bat Hand	Date of Birth	Club	IG
4	VENKER Ellen	IF	1.62/5'4"	R	L	26 NOV 1983	EURO STARS (NED)	45
5	SMIT Marjan	U	1.73/5'8"	R	R	29 SEP 1975	TWINS (NED)	83
6	FELLINGER Marloes	OF	1.78/5'10"	R	R	18 APR 1982	SPARKS HAARLEH (NED)	27
9	VONK Britt	U	1.76/5'9"	R	L	11 APR 1991	TEX TOWN TIGERS (NED)	0
11	van KAMPEN Judith	P	1.75/5'9"	R	R	21 DEC 1978	SPARKS HAARLEM (NED)	45
12	van HEIJST Petra	IF	1.71/5'7"	R	R	31 DEC 1984	TERRASVOGELS (NED)	17
14	KLUJJSKENS Kim	IF	1.66/5'5"	L	L	9 JUN 1984	SPARKS HAARLEM (NED)	80
15	GOUVERNEUR Sandra	IF	1.84/6'0"	R	R	2 OCT 1976	GRYPEONS (NED)	150
16	KOSTERINK Saskia	OF	1.80/5'11"	R	R	13 AUG 1984	SPARKS HAARLEM (NED)	48
17	KROESEN Jolanda	OF	1.72/5'8"	R	R	2 MAY 1979	SPARKS HAARLEM (NED)	78
18	de PEINDER Daisy	IF	1.71/5'7"	R	R	26 DEC 1976	TWINS (NED)	140
24	de VRIES Kristi	P	1.70/5'7"	R	R	26 MAR 1982	SPARKS HAARLEM (NED)	38
25	BOEKEL Noemi	IF	1.68/5'6"	R	R	8 MAR 1984	SPARKS HAARLEH (NED)	52
26	TIMMERMANS Nathalie	IF	1.79/5'10"	R	R	21 JUL 1989	SPARKS HAARLEM (NED)	0
31	SOMERU Rebecca	P	1.70/5'7"	R	L	22 DEC 1981	SPARKS HAARLEM (NED)	50

Uniform Colour: White (Light) Orange (Dark) (Alternate)

Head Coach: KELLY Liz (USA)
Asst. Coaches: HATT Mary-Ann (NED)
 WELLS Linda (USA)

Legend:		
C Catcher	DP Designated player	IF Infielder
L Bats/Throws left handed	No Uniform number	OF Outfielder
Pos Position	R Bats/Throws right handed	S Switch hitter
		IG International games played
		P Pitcher
		U Utility fielder



TEAM ROSTER As of 11 AUG 2008

球队名单 / COMPOSITION DE L'ÉQUIPE

TPE - Chinese Taipei

No	Name	Pos	Height m/ft	Throw in	Hand	Bat Hand	Date of Birth	Club	IG
4	LO Hsiao-Ting	IF	1.70/5'7"	R	R	R	8 MAY 1982	NANTOU (TPE)	0
8	LAI Meng-Ting	OF	1.64/5'5"	R	R	R	1 MAR 1984	NTNU (TPE)	0
9	LIN Su-Hua	P	1.73/5'8"	L	L	L	12 OCT 1980	NANTOU (TPE)	0
10	HUANG Hui-Wen	OF	1.60/5'3"	R	R	R	3 FEB 1980	NTNU (TPE)	0
11	LI Chiu-Ching	OF	1.60/5'3"	R	R	R	9 OCT 1982	NTCPE (TPE)	0
12	CHEN Miao-Yi	OF	1.65/5'5"	R	L	L	23 FEB 1983	NTNU (TPE)	0
15	CHUEH Ming-Hui	P	1.66/5'5"	R	R	R	22 NOV 1984	TPEC (TPE)	0
17	CHIANG Hui-Chuan	C	1.76/5'9"	R	L	L	4 MAY 1981	NANTOU (TPE)	0
21	LAI Sheng-Jung	P	1.70/5'7"	R	R	R	27 DEC 1978	TPEC (TPE)	0
22	WU Chia-Yen	P	1.69/5'7"	R	R	R	28 JUN 1980	TPEC (TPE)	0
23	WEN Li-Hsiu	IF	1.61/5'3"	R	R	R	11 NOV 1982	NANTOU (TPE)	0
27	TUNG Yun-Chi	C	1.68/5'6"	R	R	R	27 DEC 1981	NTCPE (TPE)	0
28	PAN Tzu-Hui	IF	1.57/5'2"	R	L	L	8 JAN 1983	NTNU (TPE)	0
38	HSU Hsiu-Ling	IF	1.57/5'2"	R	R	R	9 FEB 1982	NTNU (TPE)	0
41	LU Hsueh-Mei	C	1.63/5'4"	R	R	R	13 NOV 1987	NTCPE (TPE)	0

Uniform Colour: White (Light) Red (Dark) Blue (Alternate)

Head Coach: CHANG Chia-Hsing (TPE)
Asst. Coaches: KAO Chun-Sheng (TPE)
 TSENG Hsin-Chang (TPE)

Legend:		
C Catcher	DP Designated player	IF Infielder
L Bats/Throws left handed	No Uniform number	OF Outfielder
Pos Position	R Bats/Throws right handed	S Switch hitter
		IG International games played
		P Pitcher



TEAM ROSTER As of 11 AUG 2008

球队名单 / COMPOSITION DE L'ÉQUIPE

USA - United States of America

No	Name	Pos	Height m/ft in	Throw Hand	Bat Hand	Date of Birth	Club	IG
2	MENDOZA Jessica	OF	1.73/5'8"	R	L	11 NOV 1980	USA SFTBL NATL TM (USA)	40
3	JUNG Lovieanne	IF	1.68/5'6"	R	R	11 JAN 1980	USA SFTBL NATL TM (USA)	40
6	BUSTOS Crystl	IF	1.73/5'8"	R	R	8 SEP 1977	USA SFTBL NATL TM (USA)	60
8	OSTERMAN Cat	P	1.88/6'2"	L	L	16 APR 1983	USA SFTBL NATL TM (USA)	40
11	FLOWERS Tairia	U	1.70/5'7"	R	R	9 JAN 1981	USA SFTBL NATL TM (USA)	40
12	KRETSCHMAN Kelly	OF	1.65/5'5"	R	L	26 AUG 1979	USA SFTBL NATL TM (USA)	30
14	ABBOTT Monica	P	1.91/6'3"	L	L	28 JUL 1985	USA SFTBL NATL TM (USA)	20
19	GALINDO Victoria	IF	1.63/5'4"	R	L	22 DEC 1983	USA SFTBL NATL TM (USA)	20
26	LOWE Caitlin	OF	1.70/5'7"	R	L	6 FEB 1985	USA SFTBL NATL TM (USA)	20
27	FINCH Jennie	P	1.85/6'1"	R	R	3 SEP 1980	USA SFTBL NATL TM (USA)	40
28	DURAN Andrea	IF	1.68/5'6"	R	R	12 APR 1984	USA SFTBL NATL TM (USA)	20
29	WATLEY Natasha	IF	1.75/5'9"	R	L	27 NOV 1981	USA SFTBL NATL TM (USA)	40
33	NUVEMAN Stacey	C	1.83/6'0"	R	R	26 APR 1978	USA SFTBL NATL TM (USA)	60
37	LAPPIN Lauren	U	1.70/5'7"	R	R	26 JUN 1984	USA SFTBL NATL TM (USA)	20
44	BERG Laura	OF	1.68/5'6"	L	L	6 JAN 1975	USA SFTBL NATL TM (USA)	80

Uniform Colour: White (Light) Blue (Dark) Red (Alternate)

Head Coach: CANDREA Mike (USA)
Asst. Coaches: JOHNS Karen (USA)
 RITTMAN John (USA)

Legend:			
C	Catcher	DP	Designated player
L	Bats/Throws left handed	No	Uniform number
Pos	Position	R	Bats/Throws right handed
		IF	Infielder
		OF	Outfielder
		S	Switch hitter
		IG	International games played
		P	Pitcher
		U	Utility fielder



TEAM ROSTER As of 11 AUG 2008

球队名单 / COMPOSITION DE L'ÉQUIPE

VEN - Venezuela

No	Name	Pos	Height m/ft in	Throw Hand	Bat Hand	Date of Birth	Club	IG
1	ALICART Yuruby	IF	1.54/5'1"	R	R	25 AUG 1985	ARAGUA (VEN)	8
2	PUERTAS Geraldine	IF	1.68/5'6"	R	R	8 JUN 1988	LARA (VEN)	2
5	CASTELLANOS Marianella	P	1.76/5'9"	R	R	15 APR 1984	PORTUGUESA (VEN)	8
6	BOGADO Mariangee	P	1.65/5'5"	R	R	4 JUL 1984	ARAGUA (VEN)	8
7	GOMEZ Johana	P	1.67/5'6"	R	R	4 FEB 1989	PORTUGUESA (VEN)	6
8	ROJAS Rubilena	IF	1.70/5'7"	R	R	11 AUG 1981	ARAGUA (VEN)	10
9	FUENMAYOR Denisse	IF	1.69/5'7"	R	R	17 MAY 1979	CARABOBO (VEN)	14
10	PIMENTEL Jineth	OF	1.60/5'3"	R	R	23 APR 1986	YARACUY (VEN)	6
11	SOJO Yaicey	OF	1.71/5'7"	R	R	13 APR 1987	ARAGUA (VEN)	4
13	MUJICA Bheiglys	OF	1.62/5'4"	R	R	11 AUG 1989	YARACAY (VEN)	2
14	SOTO Maria	IF	1.70/5'7"	R	R	14 JUN 1978	CARABOBO (VEN)	14
15	PEREZ Yusmary	IF	1.70/5'7"	R	R	10 NOV 1980	PORTUGUESA (VEN)	6
17	RIERA Maribel	C	1.65/5'5"	R	R	7 JAN 1980	ARAGUA (VEN)	8
20	RODRIGUEZ Mayles	IF	1.63/5'4"	R	R	3 APR 1989	ARAGUA (VEN)	2
23	CIRIMELE Zuleyma	C	1.67/5'6"	R	R	26 MAY 1967	ARAGUA (VEN)	20

Uniform Colour: White (Light) Burgundy (Dark) (Alternate)

Head Coach: LOPEZ Delio (VEN)
Asst. Coaches: CASTELLANOS Hernan (VEN)
 PERDOMO Luis (VEN)

Legend:			
C Catcher	DP Designated player	IF Infielder	IG International games played
L Bats/Throws left handed	No Uniform number	OF Outfielder	P Pitcher
Pos Position	R Bats/Throws right handed	S Switch hitter	



GAME SUMMARY(BOX SCORE)

比赛成绩统计表(比赛记录表) / RÉSUMÉ DU MATCH (TABLEAU DÉTAILLÉ)

USA 1 - JPN 3

Team	1	2	3	4	5	6	7	R	H	E	LOB
JPN	0	0	1	1	0	0	1	3	5	0	4
USA	0	0	0	1	0	0	0	1	5	2	7

JPN - Japan	Pos	AB	R	H	RBI	BB	SO	PO	A	E
KARINO A	RF	4	-	1	1	-	3	1	-	-
NISHIYAMA R	SS	3	-	-	-	-	1	2	1	-
YAMADA E	CF	3	1	2	1	-	1	1	-	-
MABUCHI S	LF	2	-	-	-	-	2	3	-	-
SATO R	1B	3	-	-	-	-	1	2	-	-
HIROSE M	3B	3	1	1	-	-	2	3	2	-
MISHINA M	2B	3	1	1	-	-	-	2	2	-
MINE Y	C	2	-	-	-	-	-	6	-	-
FUJIMOTO M	DP	3	-	-	-	-	2	-	-	-
UENO Y	P	-	-	-	-	-	-	1	-	-
Totals:		26	3	5	2	-	12	21	5	-

USA - United States	Pos	AB	R	H	RBI	BB	SO	PO	A	E
WATLEY N	SS	4	-	1	-	-	2	-	-	1
LOWE C	CF	4	-	2	-	-	-	-	-	-
MENDOZA J	LF	2	-	-	-	-	-	1	-	-
BUSTOS C	DP	2	1	1	1	1	-	-	-	-
KRETSCHMAN K	RF	2	-	-	-	1	-	-	-	-
DURAN A	3B	3	-	-	-	-	-	2	1	-
NUVEMAN S	C	3	-	-	-	-	-	12	1	-
JUNG L	2B	2	-	-	-	-	2	1	1	-
*GALINDO V	PH	1	-	1	-	-	-	-	-	-
FLOWERS T	1B	3	-	-	-	-	-	4	2	-
OSTERMAN C	P	-	-	-	-	-	-	-	1	-
*ABBOTT M	P	-	-	-	-	-	-	1	1	1
Totals:		26	1	5	1	2	4	21	7	2

Top 6th ABBOTT M entered as Pitcher
Bottom 7th GALINDO V hit for (3) JUNG L

2B - JPN 1 - MISHINA Masumi; USA 0
HR - JPN 1 - YAMADA E in 4th, (1 RBI); USA 1 - BUSTOS C in 4th, (1 RBI)
SH - JPN 1 - MINE Yukiyo; USA 1 - MENDOZA Jessica

JPN - Japan	W/L/S	IP	H	R	ER	BB	SO	HR	WP	ILP
UENO Y	W(5,1,0)	7.0	5	1	1	2	4	1	-	-
Totals:		7.0	5	1	1	2	4	1	-	-

USA - United States	W/L/S	IP	H	R	ER	BB	SO	HR	WP	ILP
OSTERMAN C	L(3,1,0)	5.0	3	2	2	-	9	1	-	-
ABBOTT M		2.0	2	1	-	-	3	-	-	-
Totals:		7.0	5	3	2	-	12	1	-	-

IBB - JPN 1 - BUSTOS C by UENO Y; USA 0
HBP - JPN 0; USA 1 - MABUCHI S by ABBOTT M



FENGTAI SOFTBALL FIELD
 丰台体育中心垒球场
 TERRAIN DE SOFTBALL DE FENGTAI

THU 星期四 JEU
 21 AUG 2008
 18:30

SOFTBALL
 垒球 / SOFTBALL

WOMEN
 女子项目 / FEMMES

GRAND FINAL - GAME 32
 总决赛(冠军决赛) - 第32场 / GRANDE FINALE - MATCH 32



GAME SUMMARY(BOX SCORE)

比赛成绩统计表(比赛记录表) / RÉSUMÉ DU MATCH (TABLEAU DÉTAILLÉ)

UMPIRES (HP) TAMAKI Wiremu (NZL) (1B) WALLER Diane (AUS)
 (2B) PIPHER Greg (CAN) (3B) JIA Ali (CHN)
 (LF) MORRISON Nancy (CAN) (RF) MAGNANI Gianluca (ITA)

TECHNICAL DELEGATES KONSTANTINIDOU Annie (GRE)

SCORERS HANNELLY Mike (AUS) BUTTSWORTH Carolyn (AUS) ZHUANG Zi (CHN)

LENGTH OF GAME: 1h 55min **ATTENDANCE:** 6200

CONDITIONS: Cloudy **TEMPERATURE:** 22C/71F **HUMIDITY:** 83%

Legend:			
1B	First base	2B	Doubles/second base
AB	At bats	BB	Bases on balls
CF	Center field	CS	Caught stealing
E	Errors	ER	Earned runs
HBP	Hit by pitch	HP	Home plate
I/O	Reached base on interference or obstruction	IP	Innings pitched
LF	Left field	LOB	Left on base
PH	Pinch hitter	PO	Put outs
R	Runs	RBI	Runs batted in
SB	Stolen bases	SF	Sacrifice flies
SS	Shortstop	TP	Triple plays
*	Substitutions	3B	Triples/third base
		BK	Balk
		DH	Designated hitter
		GDP	Grounded into double play
		HR	Home runs
		P	Pitcher
		Pos	Fielding position
		RF	Right field
		SH	Sacrifice hits
		W	Wins
		A	Assists
		C	Catcher
		DP	Double plays
		H	Hits
		IBB	Intentional bases on balls
		L	Losses
		PB	Passed balls
		PR	Pinch runner
		S	Saves
		SO	Strike outs
		WP	Wild pitches



GAME SUMMARY(BOX SCORE)

比赛成绩统计表 (比赛记录表) / RÉSUMÉ DU MATCH (TABLEAU DÉTAILLÉ)

JPN 4 - AUS 3

Team	1	2	3	4	5	6	7	8	9	10	11	12	R	H	E	LOB
AUS	1	0	0	0	0	0	1	0	0	0	1	0	3	7	2	13
JPN	0	0	0	2	0	0	0	0	0	0	1	1	4	11	1	14

AUS - Australia	Pos	AB	R	H	RBI	BB	SO	PO	A	E
MORROW S	RF	6	-	-	-	1	-	-	-	-
WYBORN K	LF	5	1	1	1	-	2	-	-	-
PORTER S	3B	5	2	1	-	2	1	9	1	-
LEWIS S	2B	4	-	2	1	-	11	2	-	-
TITCUME N	C	4	-	-	-	2	5	1	-	-
WARD N	SS	5	-	1	1	-	3	3	1	-
BOWERING J	1B	3	-	-	1	1	7	1	-	-
STEWART D	DP	4	-	1	-	1	-	-	-	-
WRIGHT B	CF	4	-	1	-	-	3	1	-	-
SMETHURST J	P	-	-	-	-	-	1	1	-	-
*HARDING T	P	-	-	-	-	-	1	-	-	-
Totals:		40	3	7	3	2	7	34	18	2

JPN - Japan	Pos	AB	R	H	RBI	BB	SO	PO	A	E
KARINO A	RF	5	-	1	-	1	-	1	-	-
NISHIYAMA R	SS	6	1	2	1	-	1	1	5	-
YAMADA E	CF	4	-	1	-	-	-	1	-	-
MABUCHI S	LF	5	1	2	1	-	-	1	-	-
SATO R	1B	3	-	1	-	-	-	19	-	-
HIROSE M	3B	2	1	1	2	2	1	-	6	-
MISHINA M	2B	5	1	-	-	-	1	6	3	-
MINE Y	C	4	-	-	-	-	1	7	1	-
*ITO S	PH	1	-	-	-	-	-	-	-	-
FUJIMOTO M	DP	4	-	3	-	-	-	-	-	-
UENO Y	P	-	-	-	-	-	-	-	4	1
Totals:		39	4	11	4	3	4	36	19	1

Bottom 6th HARDING T entered as Pitcher

Bottom 7th ITO S hit for (2) MINE Y
Top 8th MINE Y entered as Catcher

2B - AUS 0; JPN 1 - FUJIMOTO Motoko

3B - AUS 1 - LEWIS Sandy; JPN 2 - FUJIMOTO Motoko, KARINO Ayumi

HR - AUS 1 - WYBORN K in 7th, (1 RBI); JPN 1 - HIROSE M in 4th, (2 RBI)

SB - AUS 0; JPN 1 - HIROSE Megu

SH - AUS 4 - BOWERING Jodie, TITCUME Natalie, LEWIS Sandy, WRIGHT Belinda; JPN 5 - HIROSE Megu, SATO Rie (2), FUJIMOTO Motoko, YAMADA Eri

DP - AUS 1 - LEWIS Sandy; JPN 0

PB - AUS 0; JPN 1 - MINE Yukiyo

AUS - Australia	W/L/S	IP	H	R	ER	BB	SO	HR	WP	ILP
SMETHURST J		5.0	5	2	2	-	2	1	-	-
HARDING T	L(2,2,0)	6.1	6	2	-	3	2	-	-	-
Totals:		11.1	11	4	2	3	4	1	-	-

JPN - Japan	W/L/S	IP	H	R	ER	BB	SO	HR	WP	ILP
UENO Y	W(4,1,0)	12.0	7	3	2	2	7	1	-	-
Totals:		12.0	7	3	2	2	7	1	-	-

IBB - AUS 2 - HIROSE M by HARDING T, KARINO A by HARDING T; JPN 0

HBP - AUS 0; JPN 1 - WYBORN K by UENO Y



FENGTAI SOFTBALL FIELD
 丰台体育中心垒球场
 TERRAIN DE SOFTBALL DE FENGTAI

WED 星期三 MER
 20 AUG 2008
 17:00

SOFTBALL
 垒球 / SOFTBALL

WOMEN
 女子项目 / FEMMES

FINAL - GAME 31
 决赛 - 第31场 / FINALE - MATCH 31



GAME SUMMARY(BOX SCORE)

比赛成绩统计表 (比赛记录表) / RÉSUMÉ DU MATCH (TABLEAU DÉTAILLÉ)

UMPIRES (HP) MAGNANI Gianluca (ITA) (1B) TAMAKI Wiremu (NZL)
 (2B) JIA Leiming (CHN) (3B) PENARROYA Javier (ARG)

TECHNICAL DELEGATES LOW Beng Choo (MAS)

SCORERS HANNELLY Mike (AUS) HOU Shuanghong (CHN) ZHUANG Zi (CHN)

LENGTH OF GAME: 3h 23min **ATTENDANCE:** 5500

CONDITIONS: Partly cloudy **TEMPERATURE:** 31C/87F **HUMIDITY:** 51%

Legend:			
1B	First base	2B	Doubles/second base
AB	At bats	BB	Bases on balls
CF	Center field	CS	Caught stealing
E	Errors	ER	Earned runs
HBP	Hit by pitch	HP	Home plate
I/O	Reached base on interference or obstruction	IP	Innings pitched
LF	Left field	LOB	Left on base
PH	Pinch hitter	PO	Put outs
R	Runs	RBI	Runs batted in
SB	Stolen bases	SF	Sacrifice flies
SS	Shortstop	TP	Triple plays
*	Substitutions	3B	Triples/third base
		BK	Balk
		DH	Designated hitter
		GDP	Grounded into double play
		HR	Home runs
		P	Pitcher
		Pos	Fielding position
		RF	Right field
		SH	Sacrifice hits
		W	Wins
		A	Assists
		C	Catcher
		DP	Double plays
		H	Hits
		IBB	Intentional bases on balls
		L	Losses
		PB	Passed balls
		PR	Pinch runner
		S	Saves
		SO	Strike outs
		WP	Wild pitches

JPN winning run scored with 1 out in bottom of 12th inning

SOW400102_C73 1.0

Report Created WED 20 AUG 2008 20:42

Page 2/2





GAME SUMMARY(BOX SCORE)

比赛成绩统计表 (比赛记录表) / RÉSUMÉ DU MATCH (TABLEAU DÉTAILLÉ)

JPN 1 - USA 4

Team	1	2	3	4	5	6	7	8	9	R	H	E	LOB
USA	0	0	0	0	0	0	0	0	4	4	6	0	6
JPN	0	0	0	0	0	0	0	0	1	1	3	0	5

USA - United States	Pos	AB	R	H	RBI	BB	SO	PO	A	E
WATLEY N	SS	4	1	-	-	-	1	2	-	-
LOWE C	CF	3	1	2	1	-	1	-	-	-
MENDOZA J	LF	3	1	-	1	1	1	-	-	-
BUSTOS C	DP	4	1	1	3	-	1	-	-	-
KRETSCHMAN K	RF	4	-	-	-	2	2	-	-	-
DURAN A	3B	4	-	1	-	1	-	1	-	-
NUVEMAN S	C	1	-	1	-	1	12	-	-	-
*BERG L	PH	1	-	-	-	-	-	-	-	-
JUNG L	2B	4	-	-	-	2	2	1	-	-
FLOWERS T	1B	3	-	1	-	1	8	-	-	-
ABBOTT M	P	-	-	-	-	-	-	1	-	-
*OSTERMAN C	P	-	-	-	-	-	-	1	-	-
Totals:		31	4	6	4	2	8	27	6	-

JPN - Japan	Pos	AB	R	H	RBI	BB	SO	PO	A	E
KARINO A	RF	3	-	-	-	3	1	-	-	-
*ITO S	PH	1	-	1	1	-	-	-	-	-
NISHIYAMA R	SS	4	-	-	-	1	2	1	-	-
YAMADA E	CF	4	-	1	-	-	-	-	-	-
MABUCHI S	LF	3	-	-	1	1	1	1	-	-
SATO R	1B	3	-	1	-	1	6	-	-	-
HIROSE M	3B	3	-	-	-	1	2	2	-	-
MISHINA M	2B	3	-	-	-	1	5	1	-	-
MINE Y	C	3	-	-	-	1	9	-	-	-
FUJIMOTO M	DP	3	1	-	-	3	-	-	-	-
UENO Y	P	-	-	-	-	-	1	3	-	-
Totals:		30	1	3	1	1	12	27	8	-

Top 8th BERG L hit for (33) NUVEMAN S
Bottom 8th NUVEMAN S entered as Catcher
Bottom 9th OSTERMAN C entered as Pitcher

Bottom 9th ITO S hit for (5) KARINO A
Bottom 9th KARINO A entered as Right Fielder

HR - USA 1 - BUSTOS C in 9th, (3 RBI); JPN 0
SH - USA 1 - NUVEMAN Stacey; JPN 0
DP - USA 0; JPN 1 - HIROSE Megu, SATO Rie

USA - United States	W/L/S	IP	H	R	ER	BB	SO	HR	WP	ILP
ABBOTT M	W(3,0,0)	8.0	3	1	-	1	11	-	-	-
OSTERMAN C		1.0	-	-	-	1	-	-	-	-
Totals:		9.0	3	1	-	1	12	-	-	-

JPN - Japan	W/L/S	IP	H	R	ER	BB	SO	HR	WP	ILP
UENO Y	L(3,1,0)	9.0	6	4	3	2	8	1	-	-
Totals:		9.0	6	4	3	2	8	1	-	-

HBP - USA 0; JPN 1 - LOWE C by UENO Y



FENGTAI SOFTBALL FIELD
 丰台体育中心垒球场
 TERRAIN DE SOFTBALL DE FENGTAI

WED 星期三 MER
 20 AUG 2008
 9:30

SOFTBALL
 垒球 / SOFTBALL

WOMEN
 女子项目 / FEMMES

SEMIFINAL - GAME 29
 半决赛 - 第29场 / DEMI-FINALES - MATCH 29



GAME SUMMARY(BOX SCORE)

比赛成绩统计表 (比赛记录表) / RÉSUMÉ DU MATCH (TABLEAU DÉTAILLÉ)

UMPIRES (HP) MORRISON Nancy (CAN) (1B) WALLER Diane (AUS)
 (2B) GROVE Debbie (AUS) (3B) PIPHER Greg (CAN)

TECHNICAL DELEGATES LOW Beng Choo (MAS)

SCORERS HANNELLY Mike (AUS) BUTTSWORTH Carolyn (AUS) XIE Limei (CHN)

LENGTH OF GAME: 2h 37min **ATTENDANCE:** 8500

CONDITIONS: Sunny **TEMPERATURE:** 25C/77F **HUMIDITY:** 76%

Legend:			
1B	First base	2B	Doubles/second base
AB	At bats	BB	Bases on balls
CF	Center field	CS	Caught stealing
E	Errors	ER	Earned runs
HBP	Hit by pitch	HP	Home plate
I/O	Reached base on interference or obstruction	LOB	Left on base
LF	Left field	PO	Put outs
PH	Pinch hitter	RBI	Runs batted in
R	Runs	SF	Sacrifice flies
SB	Stolen bases	TP	Triple plays
SS	Shortstop	3B	Triples/third base
*	Substitutions	BK	Balk
		DH	Designated hitter
		GDP	Grounded into double play
		HR	Home runs
		IP	Innings pitched
		P	Pitcher
		Pos	Fielding position
		RF	Right field
		SH	Sacrifice hits
		W	Wins
		A	Assists
		C	Catcher
		DP	Double plays
		H	Hits
		IBB	Intentional bases on balls
		L	Losses
		PB	Passed balls
		PR	Pinch runner
		S	Saves
		SO	Strike outs
		WP	Wild pitches



GAME SUMMARY(BOX SCORE)

比赛成绩统计表 (比赛记录表) / RÉSUMÉ DU MATCH (TABLEAU DÉTAILLÉ)

CAN 3 - AUS 5

Team	1	2	3	4	5	6	7	R	H	E	LOB
AUS	0	1	1	1	0	2	0	5	5	2	6
CAN	0	0	3	0	0	0	0	3	4	2	6

AUS - Australia	Pos	AB	R	H	RBI	BB	SO	PO	A	E
MORROW S	RF	3	-	-	1	1	3	-	-	-
WYBORN K	LF	3	-	1	2	-	1	2	-	-
PORTER S	3B	3	-	-	1	2	-	-	-	-
LEWIS S	2B	2	1	1	2	1	-	1	4	-
TITCUME N	C	4	-	-	-	2	1	1	1	1
WARD N	SS	3	-	-	-	2	4	2	1	-
BOWERING J	1B	2	-	-	1	1	6	-	-	-
STEWART D	DP	2	2	1	1	1	-	-	-	-
WRIGHT B	CF	3	2	2	-	-	3	-	-	-
ROCHE M	P	-	-	-	-	-	1	-	-	-
*HARDING T	P	-	-	-	-	-	-	1	-	-
Totals:		25	5	5	5	5	9	21	8	2

CAN - Canada	Pos	AB	R	H	RBI	BB	SO	PO	A	E
MATTHEWS M	LF	4	1	1	-	-	1	1	-	-
LEVER C	CF	4	-	-	-	-	2	-	-	-
YEE J	2B	4	-	1	-	-	2	1	-	-
SALLING J	SS	2	1	-	-	1	-	1	1	1
LAWRICK S	1B	1	1	-	-	2	-	4	-	-
TIMPF M	DP	1	-	-	1	1	-	-	-	-
BRADLEY A	RF	3	-	2	2	-	1	-	-	-
CUMPSTONE E	C	3	-	-	-	-	1	9	-	-
McLEAN E	3B	3	-	-	-	-	1	-	1	-
BAY REGULA L	P	-	-	-	-	-	-	2	-	-
Totals:		25	3	4	3	4	1	21	5	2

Bottom 3rd HARDING T entered as Pitcher

HR - AUS 2 - LEWIS S in 2nd, (1 RBI); STEWART D in 4th, (1 RBI); CAN 0
 SB - AUS 1 - WRIGHT Belinda; CAN 2 - SALLING Jennifer, MATTHEWS Melanie
 CS - AUS 0; CAN 1 - MATTHEWS Melanie
 SH - AUS 1 - WYBORN Kerry; CAN 0
 SF - AUS 1 - LEWIS Sandy; CAN 0

AUS - Australia	W/L/S	IP	H	R	ER	BB	SO	HR	WP	ILP
ROCHE M		2.2	2	3	3	3	1	-	-	-
HARDING T	W(2,1,0)	4.1	2	-	-	1	-	-	-	-
Totals:		7.0	4	3	3	4	1	-	-	-

CAN - Canada	W/L/S	IP	H	R	ER	BB	SO	HR	WP	ILP
BAY REGULA L	L(2,3,0)	7.0	5	5	4	5	9	2	-	-
Totals:		7.0	5	5	4	5	9	2	-	-

IBB - AUS 0; CAN 2 - MORROW S by BAY REGULA L, PORTER S by BAY REGULA L
 HBP - AUS 1 - TIMPF M by ROCHE M; CAN 0



FENGTAI SOFTBALL FIELD
 丰台体育中心垒球场
 TERRAIN DE SOFTBALL DE FENGTAI

WED 星期三 MER
 20 AUG 2008
 12:00

SOFTBALL
 垒球 / SOFTBALL

WOMEN
 女子项目 / FEMMES

SEMIFINAL - GAME 30
 半决赛 - 第30场 / DEMI-FINALES - MATCH 30



GAME SUMMARY(BOX SCORE)

比赛成绩统计表 (比赛记录表) / RÉSUMÉ DU MATCH (TABLEAU DÉTAILLÉ)

UMPIRES (HP) BISH Lori (USA) (1B) STOELTING Traci (USA)
 (2B) VELDKAMP Rob (NED) (3B) JIA Ali (CHN)

TECHNICAL DELEGATES KONSTANTINIDOU Annie (GRE)

SCORERS HANNELLY Mike (AUS) LIU Juan (CHN) WANG Tommy (TPE)

LENGTH OF GAME: 2h 03min **ATTENDANCE:** 3500

CONDITIONS: Partly cloudy **TEMPERATURE:** 30C/86F **HUMIDITY:** 53%

Legend:

1B First base	2B Doubles/second base	3B Triples/third base	A Assists
AB At bats	BB Bases on balls	BK Balk	C Catcher
CF Center field	CS Caught stealing	DH Designated hitter	DP Double plays
E Errors	ER Earned runs	GDP Grounded into double play	H Hits
HBP Hit by pitch	HP Home plate	HR Home runs	IBB Intentional bases on balls
I/O Reached base on interference or obstruction		IP Innings pitched	L Losses
LF Left field	LOB Left on base	P Pitcher	PB Passed balls
PH Pinch hitter	PO Put outs	Pos Fielding position	PR Pinch runner
R Runs	RBI Runs batted in	RF Right field	S Saves
SB Stolen bases	SF Sacrifice flies	SH Sacrifice hits	SO Strike outs
SS Shortstop	TP Triple plays	W Wins	WP Wild pitches
* Substitutions			



TEAM STATISTICS-PLAY-OFFS As of 21 AUG 2008

球队技术统计-决赛阶段 / STATISTIQUES PAR ÉQUIPE, RONDE ÉLIMINATOIRE

INCLUDING 4 COMPLETED PLAY-OFF GAMES

BATTING

Rank	Team	BA	GP	AB	R	H	2B	3B	HR	RBI	SLG%	OB%	SO	BB	IBB	SH	SF	HBP	I/O	SB	CS	LOB	GDP
1	JPN	.200	3	95	8	19	2	2	2	7	.326	.240	28	4	2	6	-	1	-	1	-	24	-
2	USA	.193	2	57	5	11	-	-	2	5	.298	.258	12	4	1	2	-	1	-	-	-	14	-
3	AUS	.185	2	65	8	12	-	1	3	8	.354	.270	16	7	2	5	1	1	-	1	-	19	-
4	CAN	.160	1	25	3	4	-	-	-	3	.160	.300	1	4	-	-	-	1	-	2	1	6	-

FIELDING

Rank	Team	GP	PO	A	E	DP	FLD%
1	JPN	3	84	32	1	1	.991
2	USA	2	48	13	2	-	.968
3	AUS	2	55	26	4	1	.953
4	CAN	1	21	5	2	-	.929

CATCHING

Team	GP	PB	SB	CS
AUS	2	-	3	1
CAN	1	-	1	-
JPN	3	1	-	-
USA	2	-	-	-

PITCHING

Rank	Team	W	L	S	ERA	GP	CG	Sho	IP	H	R	ER	HR	BB	IBB	SO	HBP	SH	SF	WP	ILP
1	USA	1	1	-	0.88	2	-	-	16.0	8	4	2	1	1	-	24	1	1	-	-	-
2	JPN	2	1	-	1.50	3	3	-	28.0	18	8	6	3	6	1	19	2	6	-	-	-
3	AUS	1	1	-	1.91	2	-	-	18.1	15	7	5	1	7	2	5	1	5	-	-	-
4	CAN	-	1	-	4.00	1	1	-	7.0	5	5	4	2	5	2	9	-	1	1	-	-

Legend:

2B Doubles	3B Triples	A Assists	AB At bats	BA Batting average
BB Bases on balls	CG Complete games	CS Caught stealing	DP Double plays	E Errors
ER Earned runs	ERA Earned run average	FLD% Fielding average	GDP Grounded into double play	GP Games played
H Hits	HBP Hit by pitch	HR Home runs	IBB Intentional bases on balls	ILP Illegal pitch
I/O Reached base on interference or obstruction		IP Innings pitched	L Games Lost	LOB Left on base
OB% On base percentage	PB Passed balls	PO Put outs	R Runs	RBI Runs batted in
S Games saved	SB Stolen bases	SF Sacrifice flies	SH Sacrifice hits	Sho Shutouts
SLG% Slugging percentage	SO Strikeouts	W Games Won	WP Wild pitches	



CUMULATIVE STATISTICS-PLAY-OFFS As of 20 AUG 2008

累积技术统计-决赛阶段 / STATISTIQUES CUMULATIVES, RONDE ÉLIMINATOIRE

AUS - Australia

BATTING AND FIELDING

No	Player	BA	GP	AB	R	H	2B	3B	HR	RBI	SLG%	OB%	SO	BB	IBB	SH	SF	HBP	SB	CS	Pos	GP	IP	PO	A	E	FLD%	DP
27	BOWERING Jodie	.000	2	5	-	-	-	-	-	-	-	.286	2	2	-	1	-	-	-	-	1B	2	18.1	13	1	-	1.000	-
7	HARDING Tanya	.000	2	-	-	-	-	-	-	-	-	-	-	-	-	-	-	-	-	-	P	2	10.2	1	1	-	1.000	-
8	LEWIS Sandy	.500	2	6	1	3	-	1	1	3	1.333	.500	-	1	-	1	1	-	-	-	2B	2	18.1	12	6	-	1.000	1
26	MORROW Simone	.000	2	9	-	-	-	-	-	-	-	.100	2	1	1	-	-	-	-	-	RF	2	18.1	3	-	-	1.000	-
16	PORTER Stacey	.125	2	8	2	1	-	-	-	-	.125	.222	4	1	1	-	-	-	-	-	3B	2	18.1	1	9	1	.909	-
5	ROCHE Melanie	.000	1	-	-	-	-	-	-	-	-	-	-	-	-	-	-	-	-	-	P	1	2.2	1	-	-	1.000	-
11	SMETHURST Justine	.000	1	-	-	-	-	-	-	-	-	-	-	-	-	-	-	-	-	-	P	1	5.0	1	1	-	1.000	-
4	STEWART Danielle	.333	2	6	2	2	-	-	1	1	.833	.500	1	2	-	-	-	-	-	-	DP	2	-	-	-	-	-	-
21	TITCUME Natalie	.000	2	8	-	-	-	-	-	-	-	-	4	-	-	1	-	-	-	-	C	2	18.1	6	2	1	.889	-
6	WARD Natalie	.125	2	8	-	1	-	-	-	1	.125	.125	2	-	-	-	-	-	-	-	SS	2	18.1	7	5	2	.857	-
24	WRIGHT Belinda	.429	2	7	2	3	-	-	-	-	.429	.429	-	-	-	1	-	-	1	-	CF	2	18.1	6	1	-	1.000	-
14	WYBORN Kerry	.250	2	8	1	2	-	-	1	3	.625	.333	1	-	-	1	-	1	-	-	LF	2	18.1	4	-	-	1.000	-
Team Statistics:		.185	2	65	8	12	-	1	3	8	.354	.270	16	7	2	5	1	1	1	-		2	18.1	55	26	4	.953	1

Note:

Team GP, DP and IP are not the sum of player participation

Legend:

1B	First base	2B	Doubles/Second base	3B	Triples/Third base	A	Assists
AB	At Bats	BA	Batting aAverage	BB	Bases on balls	C	Catcher
CF	Center field	CS	Caught stealing	DH	Designated hitter	DP	Double play/Designated player
E	Errors	FLD%	Fielding average	GDP	Grounded into double play	GP	Games played
H	Hits	HBP	Hit by pitch	HR	Home runs	IP	Innings played
I/O	Reached base on interference or obstruction	IBB	Intentional bases on balls	OB%	On base percentage	P	Pitcher
LF	Left fielder	No	Uniform number	Pos	Fielding position	PR	Pinch runner
PH	Pinch hitter	PO	Put outs	RF	Right fielder	SB	Stolen bases
R	Runs	RBI	Runs batted in	SLG%	Slugging percentage	SO	Strike outs
SF	Sacrifice flies	SH	Sacrifice hits				
SS	Shortstop						



CUMULATIVE STATISTICS-PLAY-OFFS As of 20 AUG 2008

累积技术统计-决赛阶段 / STATISTIQUES CUMULATIVES, RONDE ÉLIMINATOIRE

AUS - Australia

PITCHING

No	Player	L/R	W	L	S	ERA	GP	GS	CG	Sho	IP	H	R	ER	HR	BB	IBB	SO	HBP	SH	SF	WP	ILP
7	HARDING T	R	1	1	-	0.00	2	-	-	-	10.2	8	2	-	-	4	2	2	-	4	-	-	-
5	ROCHE M	R	-	-	-	7.89	1	1	-	-	2.2	2	3	3	-	3	-	1	1	-	-	-	-
11	SMETHURST J	R	-	-	-	2.80	1	1	-	-	5.0	5	2	2	1	-	-	2	-	1	-	-	-
Team Statistics:			1	1	-	1.91	2	2	-	-	18.1	15	7	5	1	7	2	5	1	5	-	-	-

CATCHING

No	Player	GP	IP	PB	SB	CS
21	TITCUME N	2	18.1	-	3	1
Team Statistics:		2	18.1	-	3	1

Note:
Team ER may not be the sum of player participation

Legend:	
BB Bases on balls allowed	CG Complete games
ERA Earned run average	GP Games pitched/played
HBP Hit by pitch	HR Home runs allowed
IP Innings pitched/played	L Games lost
PB Passed balls	R Runs allowed
SF Sacrifice flies allowed	SH Sacrifice hits allowed
W Games Won	WP Wild pitches
CS Caught stealing	ER Earned runs allowed
GS Games started	H Hits allowed
IBB Intentional bases on balls	ILP Illegal Pitch
L/R Left or right handed	No Uniform number
S Games saved	SB Stolen bases allowed
Sho Shutouts	SO Strikeouts



CUMULATIVE STATISTICS-PLAY-OFFS As of 20 AUG 2008

累积技术统计-决赛阶段 / STATISTIQUES CUMULATIVES, RONDE ÉLIMINATOIRE

CAN - Canada

BATTING AND FIELDING

No	Player	BA	GP	AB	R	H	2B	3B	HR	RBI	SLG%	OB%	SO	BB	IBB	SH	SF	HBP	SB	CS	Pos	GP	IP	PO	A	E	FLD%	DP	
3	BAY REGULA Lauren	.000	1	-	-	-	-	-	-	-	-	-	-	-	-	-	-	-	-	-	-	P	1	7.0	-	2	-	1.000	-
17	BRADLEY Alison	.667	1	3	-	2	-	-	-	2	.667	.667	-	-	-	-	-	-	-	-	-	RF	1	7.0	1	-	-	1.000	-
18	CUMPSTONE Erin	.000	1	3	-	-	-	-	-	-	-	-	1	-	-	-	-	-	-	-	-	C	1	7.0	9	-	-	1.000	-
4	LAWRICK Sheena	.000	1	1	1	-	-	-	-	-	-	.667	-	2	-	-	-	-	-	-	-	1B	1	7.0	4	-	-	1.000	-
9	LEVER Caitlin	.000	1	4	-	-	-	-	-	-	-	-	-	-	-	-	-	-	-	-	-	CF	1	7.0	2	-	-	1.000	-
12	MATTHEWS Melanie	.250	1	4	1	1	-	-	-	-	.250	.250	-	-	-	-	-	-	-	-	-	LF	1	7.0	1	1	-	1.000	-
20	McLEAN Erin	.000	1	3	-	-	-	-	-	-	-	-	-	-	-	-	-	-	-	-	-	3B	1	7.0	1	-	1	.500	-
7	SALLING Jennifer	.000	1	2	1	-	-	-	-	-	-	.333	-	1	-	-	-	-	-	-	-	SS	1	7.0	1	1	1	.667	-
14	TIMPF Megan	.000	1	1	-	-	-	-	-	1	-	.667	-	1	-	-	-	1	-	-	-	DP	1	-	-	-	-	-	-
22	YEE Jennifer	.250	1	4	-	1	-	-	-	-	.250	.250	-	-	-	-	-	-	-	-	-	2B	1	7.0	2	1	-	1.000	-
Team Statistics:		.160	1	25	3	4	-	-	-	3	.160	.300	1	4	-	-	-	-	1	2	1		1	7.0	21	5	2	.929	-

Note:

Team GP, DP and IP are not the sum of player participation

Legend:

1B	First base	2B	Doubles/Second base	3B	Triples/Third base	A	Assists
AB	At Bats	BA	Batting aAverage	BB	Bases on balls	C	Catcher
CF	Center field	CS	Caught stealing	DH	Designated hitter	DP	Double play/Designated player
E	Errors	FLD%	Fielding average	GDP	Grounded into double play	GP	Games played
H	Hits	HBP	Hit by pitch	HR	Home runs	IP	Innings played
I/O	Reached base on interference or obstruction	IBB	Intentional bases on balls	OB%	On base percentage	P	Pitcher
LF	Left fielder	No	Uniform number	Pos	Fielding position	PR	Pinch runner
PH	Pinch hitter	PO	Put outs	RF	Right fielder	SB	Stolen bases
R	Runs	RBI	Runs batted in	SLG%	Slugging percentage	SO	Strike outs
SF	Sacrifice flies	SH	Sacrifice hits				
SS	Shortstop						



CUMULATIVE STATISTICS-PLAY-OFFS As of 20 AUG 2008

累积技术统计-决赛阶段 / STATISTIQUES CUMULATIVES, RONDE ÉLIMINATOIRE

CAN - Canada

PITCHING

No	Player	L/R	W	L	S	ERA	GP	GS	CG	Sho	IP	H	R	ER	HR	BB	IBB	SO	HBP	SH	SF	WP	ILP
3	BAY REGULA L	L	-	1	-	4.00	1	1	1	-	7.0	5	5	4	2	5	2	9	-	1	1	-	-
Team Statistics:			-	1	-	4.00	1	1	1	-	7.0	5	5	4	2	5	2	9	-	1	1	-	-

CATCHING

No	Player	GP	IP	PB	SB	CS
18	CUMPSTONE E	1	7.0	-	1	-
Team Statistics:		1	7.0	-	1	-

Note:
 Team ER may not be the sum of player participation

Legend:	
BB Bases on balls allowed	CG Complete games
ERA Earned run average	GP Games pitched/played
HBP Hit by pitch	HR Home runs allowed
IP Innings pitched/played	L Games lost
PB Passed balls	R Runs allowed
SF Sacrifice flies allowed	SH Sacrifice hits allowed
W Games Won	WP Wild pitches
CS Caught stealing	ER Earned runs allowed
GS Games started	H Hits allowed
IBB Intentional bases on balls	ILP Illegal Pitch
L/R Left or right handed	No Uniform number
S Games saved	SB Stolen bases allowed
Sho Shutouts	SO Strikeouts



CUMULATIVE STATISTICS-PLAY-OFFS As of 21 AUG 2008

累积技术统计-决赛阶段 / STATISTIQUES CUMULATIVES, RONDE ÉLIMINATOIRE

JPN - Japan

BATTING AND FIELDING

No	Player	BA	GP	AB	R	H	2B	3B	HR	RBI	SLG%	OB%	SO	BB	IBB	SH	SF	HBP	SB	CS	Pos	GP	IP	PO	A	E	FLD%	DP	
7	FUJIMOTO Motoko	.300	3	10	1	3	1	1	-	-	.600	.300	5	-	-	1	-	-	-	-	DP	3	-	-	-	-	-	-	-
8	HIROSE Megu	.250	3	8	2	2	-	-	1	2	.625	.400	4	2	1	1	-	-	1	-	3B	3	28.0	5	10	-	1.000	1	
10	ITO Sachiko	.500	2	2	-	1	-	-	-	1	.500	.500	-	-	-	-	-	-	-	-	PH	2	-	-	-	-	-	-	-
5	KARINO Ayumi	.167	3	12	-	2	-	1	-	1	.333	.231	6	1	1	-	-	-	-	-	RF	3	28.0	3	-	-	1.000	-	
25	MABUCHI Satoko	.200	3	10	1	2	-	-	-	1	.200	.333	3	1	-	-	-	1	-	-	LF	3	28.0	5	1	-	1.000	-	
2	MINE Yukiyo	.000	3	9	-	-	-	-	-	-	-	-	2	-	-	1	-	-	-	-	C	3	28.0	22	1	-	1.000	-	
4	MISHINA Masumi	.091	3	11	2	1	1	-	-	-	.182	.091	2	-	-	-	-	-	-	-	2B	3	28.0	13	6	-	1.000	-	
3	NISHIYAMA Rei	.154	3	13	1	2	-	-	-	1	.154	.154	3	-	-	-	-	-	-	-	SS	3	28.0	5	7	-	1.000	-	
24	SATO Rie	.222	3	9	-	2	-	-	-	-	.222	.222	2	-	-	2	-	-	-	-	1B	3	28.0	27	-	-	1.000	1	
17	UENO Yukiko	.000	3	-	-	-	-	-	-	-	-	-	-	-	-	-	-	-	-	-	P	3	28.0	2	7	1	.900	-	
11	YAMADA Eri	.364	3	11	1	4	-	-	1	1	.636	.364	1	-	-	1	-	-	-	-	CF	3	28.0	2	-	-	1.000	-	
Team Statistics:		.200	3	95	8	19	2	2	2	7	.326	.240	28	4	2	6	-	1	1	-		3	28.0	84	32	1	.991	1	

Note:
 Team GP, DP and IP are not the sum of player participation

Legend:		
1B	First base	2B Doubles/Second base
AB	At Bats	BA Batting aAverage
CF	Center field	CS Caught stealing
E	Errors	FLD% Fielding average
H	Hits	HBP Hit by pitch
I/O	Reached base on interference or obstruction	HR Home runs
LF	Left fielder	IBB Intentional bases on balls
PH	Pinch hitter	OB% On base percentage
R	Runs	PO Put outs
SF	Sacrifice flies	Pos Fielding position
SS	Shortstop	RBI Runs batted In
		SH Sacrifice hits
		SO Slugging percentage
		A Assists
		BB Bases on balls
		DH Designated hitter
		GDP Grounded into double play
		IP Innings played
		P Pitcher
		PR Pinch runner
		SB Stolen bases
		SO Strike outs
		DP Double play/Designated player
		GP Games played



CUMULATIVE STATISTICS-PLAY-OFFS As of 21 AUG 2008

累积技术统计-决赛阶段 / STATISTIQUES CUMULATIVES, RONDE ÉLIMINATOIRE

JPN - Japan

PITCHING

No	Player	L/R	W	L	S	ERA	GP	GS	CG	Sho	IP	H	R	ER	HR	BB	IBB	SO	HBP	SH	SF	WP	ILP
17	UENO Y	R	2	1	-	1.50	3	3	3	-	28.0	18	8	6	3	6	1	19	2	6	-	-	-
Team Statistics:			2	1	-	1.50	3	3	3	-	28.0	18	8	6	3	6	1	19	2	6	-	-	-

CATCHING

No	Player	GP	IP	PB	SB	CS
2	MINE Y	3	28.0	1	-	-
Team Statistics:		3	28.0	1	-	-

Note:
 Team ER may not be the sum of player participation

Legend:							
BB	Bases on balls allowed	CG	Complete games	CS	Caught stealing	ER	Earned runs allowed
ERA	Earned run average	GP	Games pitched/played	GS	Games started	H	Hits allowed
HBP	Hit by pitch	HR	Home runs allowed	IBB	Intentional bases on balls	ILP	Illegal Pitch
IP	Innings pitched/played	L	Games lost	L/R	Left or right handed	No	Uniform number
PB	Passed balls	R	Runs allowed	S	Games saved	SB	Stolen bases allowed
SF	Sacrifice flies allowed	SH	Sacrifice hits allowed	Sho	Shutouts	SO	Strikeouts
W	Games Won	WP	Wild pitches				



CUMULATIVE STATISTICS-PLAY-OFFS As of 21 AUG 2008

累积技术统计-决赛阶段 / STATISTIQUES CUMULATIVES, RONDE ÉLIMINATOIRE

USA - United States of America

BATTING AND FIELDING

No	Player	BA	GP	AB	R	H	2B	3B	HR	RBI	SLG%	OB%	SO	BB	IBB	SH	SF	HBP	SB	CS	Pos	GP	IP	PO	A	E	FLD%	DP
14	ABBOTT Monica	.000	2	-	-	-	-	-	-	-	-	-	-	-	-	-	-	-	-	-	P	2	10.0	1	2	1	.750	-
44	BERG Laura	.000	1	1	-	-	-	-	-	-	-	-	-	-	-	-	-	-	-	-	PH	1	-	-	-	-	-	-
6	BUSTOS Crystl	.333	2	6	2	2	-	-	2	4	1.333	.429	1	1	1	-	-	-	-	-	DP	2	-	-	-	-	-	-
28	DURAN Andrea	.143	2	7	-	1	-	-	-	-	.143	.143	1	-	-	-	-	-	-	-	3B	2	16.0	2	2	-	1.000	-
11	FLOWERS Tairia	.167	2	6	-	1	-	-	-	-	.167	.167	1	-	-	-	-	-	-	-	1B	2	16.0	12	2	-	1.000	-
19	GALINDO Victoria	1.000	1	1	-	1	-	-	-	-	1.000	1.000	-	-	-	-	-	-	-	-	PH	1	-	-	-	-	-	-
3	JUNG Lovieanne	.000	2	6	-	-	-	-	-	-	-	-	4	-	-	-	-	-	-	-	2B	2	16.0	3	2	-	1.000	-
12	KRETSCHMAN Kelly	.000	2	6	-	-	-	-	-	-	-	.143	2	1	-	-	-	-	-	-	RF	2	16.0	2	-	-	1.000	-
26	LOWE Caitlin	.571	2	7	1	4	-	-	-	1	.571	.625	-	-	-	-	-	1	-	-	CF	2	16.0	1	-	-	1.000	-
2	MENDOZA Jessica	.000	2	5	1	-	-	-	-	-	-	.167	1	1	-	1	-	-	-	-	LF	2	16.0	2	-	-	1.000	-
33	NUVEMAN Stacey	.250	2	4	-	1	-	-	-	-	.250	.400	-	1	-	1	-	-	-	-	C	2	16.0	24	1	-	1.000	-
8	OSTERMAN Cat	.000	2	-	-	-	-	-	-	-	-	-	-	-	-	-	-	-	-	-	P	2	6.0	-	2	-	1.000	-
29	WATLEY Natasha	.125	2	8	1	1	-	-	-	-	.125	.125	2	-	-	-	-	-	-	-	SS	2	16.0	1	2	1	.750	-
	Team Statistics:	.193	2	57	5	11	-	-	2	5	.298	.258	12	4	1	2	-	1	-	-		2	16.0	48	13	2	.968	-

Note:

Team GP, DP and IP are not the sum of player participation

Legend:

1B First base	2B Doubles/Second base	3B Triples/Third base	A Assists
AB At Bats	BA Batting aAverage	BB Bases on balls	C Catcher
CF Center field	CS Caught stealing	DH Designated hitter	DP Double play/Designated player
E Errors	FLD% Fielding average	GDP Grounded into double play	GP Games played
H Hits	HBP Hit by pitch	HR Home runs	IP Innings played
I/O Reached base on interference or obstruction	IBB Intentional bases on balls	OB% On base percentage	P Pitcher
LF Left fielder	No Uniform number	PO Put outs	PR Pinch runner
PH Pinch hitter	PO Put outs	RF Right fielder	SB Stolen bases
R Runs	RBI Runs batted in	SLG% Slugging percentage	SO Strike outs
SF Sacrifice flies	SH Sacrifice hits		
SS Shortstop			



CUMULATIVE STATISTICS-PLAY-OFFS As of 21 AUG 2008

累积技术统计-决赛阶段 / STATISTIQUES CUMULATIVES, RONDE ÉLIMINATOIRE

USA - United States of America

PITCHING

No	Player	L/R	W	L	S	ERA	GP	GS	CG	Sho	IP	H	R	ER	HR	BB	IBB	SO	HBP	SH	SF	WP	ILP
14	ABBOTT M	L	1	-	-	0.00	2	1	-	-	10.0	5	2	-	-	1	-	14	1	-	-	-	-
8	OSTERMAN C	L	-	1	-	2.33	2	1	-	-	6.0	3	2	2	1	-	-	10	-	1	-	-	-
Team Statistics:			1	1	-	0.88	2	2	-	-	16.0	8	4	2	1	1	-	24	1	1	-	-	-

CATCHING

No	Player	GP	IP	PB	SB	CS
33	NUVEMAN S	2	16.0	-	-	-
Team Statistics:		2	16.0	-	-	-

Note:
 Team ER may not be the sum of player participation

Legend:	
BB Bases on balls allowed	CG Complete games
ERA Earned run average	GP Games pitched/played
HBP Hit by pitch	HR Home runs allowed
IP Innings pitched/played	L Games lost
PB Passed balls	R Runs allowed
SF Sacrifice flies allowed	SH Sacrifice hits allowed
W Games Won	WP Wild pitches
CS Caught stealing	ER Earned runs allowed
GS Games started	H Hits allowed
IBB Intentional bases on balls	ILP Illegal Pitch
L/R Left or right handed	No Uniform number
S Games saved	SB Stolen bases allowed
Sho Shutouts	SO Strikeouts



BEST OFFENSIVE PLAYERS-PLAY-OFFS As of 21 AUG 2008

最佳进攻队员-决赛阶段 / MEILLEURES JOUEUSES OFFENSIVES, RONDE ÉLIMINATOIRE

INCLUDING 4 COMPLETED PLAY-OFF GAMES

BATTING AVERAGE LEADERS

(Minimum 2.1 plate appearances per game played by team)

Rk	Player	Team	GP	PA	AB	H	BA
1	BRADLEY Alison	CAN	1	3	3	2	.667
2	LOWE Caitlin	USA	2	8	7	4	.571
3	LEWIS Sandy	AUS	2	9	6	3	.500
4	WRIGHT Belinda	AUS	2	8	7	3	.429
5	YAMADA Eri	JPN	3	12	11	4	.364
6	BUSTOS Crystl	USA	2	7	6	2	.333
7	STEWART Danielle	AUS	2	8	6	2	.333
8	FUJIMOTO Motoko	JPN	3	11	10	3	.300
9	HIROSE Megu	JPN	3	11	8	2	.250
9	WYBORN Kerry	AUS	2	10	8	2	.250

SLUGGING PERCENTAGE LEADERS

Rk	Player	Team	GP	PA	AB	TB	Slg%
1	BUSTOS Crystl	USA	2	7	6	8	1.333
1	LEWIS Sandy	AUS	2	9	6	8	1.333
3	STEWART Danielle	AUS	2	8	6	5	.833
4	BRADLEY Alison	CAN	1	3	3	2	.667
5	YAMADA Eri	JPN	3	12	11	7	.636
6	HIROSE Megu	JPN	3	11	8	5	.625
6	WYBORN Kerry	AUS	2	10	8	5	.625
8	FUJIMOTO Motoko	JPN	3	11	10	6	.600
9	LOWE Caitlin	USA	2	8	7	4	.571
10	WRIGHT Belinda	AUS	2	8	7	3	.429

HOME RUN LEADERS

Rk	Player	Team	HR
1	BUSTOS Crystl	USA	2
2	LEWIS Sandy	AUS	1
2	STEWART Danielle	AUS	1
4	HIROSE Megu	JPN	1
4	WYBORN Kerry	AUS	1
6	YAMADA Eri	JPN	1

RUNS BATTED IN LEADERS

Rk	Player	Team	RBI
1	BUSTOS Crystl	USA	4
2	LEWIS Sandy	AUS	3
3	WYBORN Kerry	AUS	3
4	BRADLEY Alison	CAN	2
5	HIROSE Megu	JPN	2
6	TIMPF Megan	CAN	1
7	ITO Sachiko	JPN	1
8	STEWART Danielle	AUS	1
9	LOWE Caitlin	USA	1
10	WARD Natalie	AUS	1

RUNS SCORED LEADERS

Rk	Player	Team	R
1	BUSTOS Crystl	USA	2
1	STEWART Danielle	AUS	2
3	WRIGHT Belinda	AUS	2
4	HIROSE Megu	JPN	2
4	PORTER Stacey	AUS	2
6	MISHINA Masumi	JPN	2
7	LAWRICK Sheena	CAN	1
8	SALLING Jennifer	CAN	1
9	MATTHEWS Melanie	CAN	1
10	MENDOZA Jessica	USA	1

STOLEN BASE LEADERS

Rk	Player	Team	SB
1	HIROSE Megu	JPN	1
1	SALLING Jennifer	CAN	1
1	WRIGHT Belinda	AUS	1
4	MATTHEWS Melanie	CAN	1

Note: Determination of rankings:

Batting average: Batting average (descending), Slugging percentage (descending), At bats (descending)

Slugging percentage: Slugging percentage (descending), At bats (descending)

Home runs: Home runs (descending), At bats (ascending)

Runs batted in: Runs batted in (descending), At bats (ascending)

Runs scored: Runs scored (descending), At bats (ascending)

Stolen bases: Stolen bases (descending), Stolen base percentage(descending)

Legend:

AB At bats	BA Batting average	GP Games played	H Hits	HR Home runs	PA Plate appearances
R Runs	Rk Rank	RBI Runs batted in	SB Stolen bases	Slg% Slugging percentage	TB Total bases on hits



BEST PITCHERS-PLAY-OFFS As of 21 AUG 2008

最佳投手-决赛阶段 / MEILLEURES LANCEUSES, RONDE ÉLIMINATOIRE

INCLUDING 4 COMPLETED PLAY-OFF GAMES

EARNED RUN AVERAGE LEADERS

(Minimum 1.0 innings pitched per game played by team)

Rank	Player	Team	L/R	BF	IP	H	R	ER	ERA
1	HARDING Tanya	AUS	R	43	10.2	8	2	-	0.00
2	ABBOTT Monica	USA	L	38	10.0	5	2	-	0.00
3	UENO Yukiko	JPN	R	111	28.0	18	8	6	1.50
4	OSTERMAN Cat	USA	L	21	6.0	3	2	2	2.33
5	SMETHURST Justine	AUS	R	20	5.0	5	2	2	2.80
6	BAY REGULA Lauren	CAN	L	32	7.0	5	5	4	4.00
7	ROCHE Melanie	AUS	R	14	2.2	2	3	3	7.89

WIN/LOSS LEADERS

Rank	Player	Team	L/R	GP	IP	W	L	W/L%
1	ABBOTT Monica	USA	L	2	10.0	1	-	1.000
2	UENO Yukiko	JPN	R	3	28.0	2	1	.667
3	HARDING Tanya	AUS	R	2	10.2	1	1	.500

STRIKEOUT LEADERS

Rank	Player	Team	L/R	SO
1	UENO Yukiko	JPN	R	19
2	ABBOTT Monica	USA	L	14
3	OSTERMAN Cat	USA	L	10
4	BAY REGULA Lauren	CAN	L	9
5	SMETHURST Justine	AUS	R	2
6	HARDING Tanya	AUS	R	2
7	ROCHE Melanie	AUS	R	1

Note: Determination of rankings:

ERA leaders: Earned run average (ascending),innings pitched (descending).

Win/loss leaders: Win/loss percentage (descending),number of wins (descending),innings pitched (descending).

Strikeouts leaders: Strikeouts (descending),innings pitched (ascending).

Legend:

BF	Batters faced	ER	Earned runs	ERA	Earned run average	GP	Games pitched
H	Hits	IP	Innings pitched	L	Games lost	L/R	Left or right handed
R	Runs	SO	Strikeouts	W	Games won	W/L%	Win/loss percentage



GAME SUMMARY(BOX SCORE)

比赛成绩统计表 (比赛记录表) / RÉSUMÉ DU MATCH (TABLEAU DÉTAILLÉ)

TPE 1 - CAN 6

Team	1	2	3	4	5	6	7	R	H	E	LOB
CAN	0	2	2	0	0	2	0	6	11	0	7
TPE	0	0	0	0	0	0	1	1	2	2	6

CAN - Canada	Pos	AB	R	H	RBI	BB	SO	PO	A	E
MATTHEWS M	LF	4	-	-	-	-	1	-	-	-
MCLEAN E	3B	4	-	1	-	-	2	1	-	-
YEE J	2B	4	1	1	-	-	1	2	-	-
SALLING J	SS	4	2	3	-	-	2	1	-	-
LAWRICK S	1B	4	-	-	-	-	4	-	-	-
TIMPF M	DP	3	2	3	3	1	-	-	-	-
	RF	-	-	-	-	-	-	-	-	-
BRADLEY A	RF	3	1	-	-	-	1	-	-	-
*RAFTER K	PH	1	-	-	-	-	-	-	-	-
	RF	-	-	-	-	-	-	-	-	-
	DP	-	-	-	-	-	-	-	-	-
CUMPSTONE E	C	2	-	1	1	-	10	1	-	-
*MARIN N	PH	1	-	-	-	-	1	-	-	-
LEVER C	CF	2	-	2	1	1	-	-	-	-
BAY REGULA L	P	-	-	-	-	-	-	-	-	-
*MACKIN R	P	-	-	-	-	-	-	-	-	-
	RF	-	-	-	-	-	-	-	-	-
Totals:		32	6	11	5	2	1	21	5	-

TPE - Chinese Taipei	Pos	AB	R	H	RBI	BB	SO	PO	A	E
LAI MT	RF	3	-	-	-	1	2	2	-	-
CHEN MY	CF	2	-	1	-	1	-	3	-	-
LO HT	SS	3	-	-	-	-	2	2	-	1
CHIANG HC	DP	3	-	-	-	-	2	-	-	-
WEN LH	1B	3	-	-	-	-	2	5	1	-
PAN TH	2B	1	-	-	-	2	-	3	3	-
HUANG HW	LF	3	-	-	-	-	1	5	1	-
TUNG YC	C	2	-	-	-	-	1	1	1	-
	PR	-	-	-	-	-	-	-	-	-
*LU HM	PH	-	-	-	-	1	-	-	-	-
LI CC	3B	3	1	1	1	-	-	-	-	1
WU CY	P	-	-	-	-	-	-	-	2	-
**CHUEH MH	P	-	-	-	-	-	-	-	-	-
*LAI SJ	P	-	-	-	-	-	-	-	-	-
Totals:		23	1	2	1	5	10	21	8	2

Top 4th MARIN N hit for (18) CUMPSTONE E
 Bottom 4th CUMPSTONE E entered as Catcher
 Bottom 6th MACKIN R entered as Pitcher
 Top 7th RAFTER K hit for (17) BRADLEY A

Top 3rd CHUEH MH entered as Pitcher
 Bottom 5th LU HM hit for (27) TUNG YC
 Bottom 5th TUNG YC ran for (41) LU HM
 Top 6th LAI SJ entered as Pitcher

2B - CAN 1 - TIMPF Megan; TPE 0
 HR - CAN 0; TPE 1 - LI CC in 7th, (1 RBI)
 SB - CAN 0; TPE 1 - LAI Meng-Ting
 CS - CAN 1 - LEVER Caitlin; TPE 0
 DP - CAN 0; TPE 1 - PAN Tzu-Hui, HUANG Hui-Wen



GAME SUMMARY(BOX SCORE)

比赛成绩统计表 (比赛记录表) / RÉSUMÉ DU MATCH (TABLEAU DÉTAILLÉ)

CAN - Canada	W/L/S	IP	H	R	ER	BB	SO	HR	WP	ILP
BAY REGULA L	W(1,0,0)	5.0	1	-	-	5	8	-	1	-
MACKIN R		2.0	1	1	1	-	2	1	-	-
Totals:		7.0	2	1	1	5	10	1	1	-

TPE - Chinese Taipei	W/L/S	IP	H	R	ER	BB	SO	HR	WP	ILP
WU CY	L(0,1,0)	2.2	6	4	3	-	-	-	-	1
CHUEH MH		2.1	4	2	1	1	1	-	1	-
LAI SJ		2.0	1	-	-	1	-	-	-	-
Totals:		7.0	11	6	4	2	1	-	1	1

UMPIRES

(HP) BISH Lori (USA)
 (2B) VELDKAMP Rob (NED)

(1B) PENARROYA Javier (ARG)
 (3B) JIA Leiming (CHN)

**TECHNICAL DELEGATES
 SCORERS**

LOW Beng Choo (MAS)
 HANNELLY Mike (AUS)

BUTTSWORTH Carolyn (AUS) ZHUANG Zi (CHN)

LENGTH OF GAME: 2h 20min

ATTENDANCE: 5200

CONDITIONS: Cloudy

TEMPERATURE: 23C/73F

HUMIDITY: 83%

Legend:			
1B	First base	2B	Doubles/second base
AB	At bats	BB	Bases on balls
CF	Center field	CS	Caught stealing
E	Errors	ER	Earned runs
HBP	Hit by pitch	HP	Home plate
I/O	Reached base on interference or obstruction	LOB	Left on base
LF	Left field	PO	Put outs
PH	Pinch hitter	RBI	Runs batted in
R	Runs	SF	Sacrifice flies
SB	Stolen bases	TP	Triple plays
SS	Shortstop		
*	Substitutions		
3B	Triples/third base	W	Wins
BK	Balk	A	Assists
DH	Designated hitter	C	Catcher
GDP	Grounded into double play	DP	Double plays
HR	Home runs	H	Hits
IP	Innings pitched	IBB	Intentional bases on balls
P	Pitcher	L	Losses
Pos	Fielding position	PB	Passed balls
RF	Right field	PR	Pinch runner
SH	Sacrifice hits	S	Saves
		SO	Strike outs
		WP	Wild pitches



GAME SUMMARY(BOX SCORE)

CORRECTED

比赛成绩统计表 (比赛记录表) / RÉSUMÉ DU MATCH (TABLEAU DÉTAILLÉ)

VEN 0 - USA 11

Team	1	2	3	4	5	6	7	R	H	E	LOB
USA	0	4	2	5	0			11	11	0	7
VEN	0	0	0	0	0			0	0	2	1

USA - United States	Pos	AB	R	H	RBI	BB	SO	PO	A	E
WATLEY N	SS	3	1	1	2	1	-	1	1	-
LOWE C	CF	4	2	3	1	-	-	1	-	-
MENDOZA J	LF	3	1	-	-	-	-	1	-	-
BUSTOS C	DP	3	2	2	1	-	-	-	-	-
*GALINDO V	PH	1	-	-	-	-	-	-	-	-
	DP	-	-	-	-	-	-	-	-	-
KRETSCHMAN K	RF	1	1	-	1	1	-	1	-	-
*BERG L	PR	1	1	1	-	-	-	-	-	-
	RF	-	-	-	-	-	-	-	-	-
DURAN A	3B	3	2	2	3	-	-	-	1	-
NUVEMAN S	C	3	1	1	-	-	-	5	1	-
*LAPPIN L	PH	-	-	-	-	-	-	-	-	-
	C	-	-	-	-	-	-	2	-	-
JUNG L	2B	2	-	1	2	-	-	2	2	-
FLOWERS T	1B	2	-	-	-	1	-	2	1	-
FINCH J	P	-	-	-	-	-	-	-	-	-
*ABBOTT M	PH	-	-	-	-	-	-	-	-	-
	P	-	-	-	-	-	-	-	-	-
Totals:		26	11	11	10	3	-	15	6	-

VEN - Venezuela	Pos	AB	R	H	RBI	BB	SO	PO	A	E
SOJO Y	CF	-	-	-	-	2	-	3	-	-
SOTO M	1B	2	-	-	-	-	1	7	-	1
FUENMAYOR D	SS	2	-	-	-	-	-	1	1	-
ROJAS R	LF	2	-	-	-	-	2	1	-	1
ALICART Y	2B	2	-	-	-	-	2	1	1	-
PEREZ Y	RF	2	-	-	-	-	1	1	-	-
CIRIMELE Z	C	1	-	-	-	-	-	-	-	-
PIMENTEL J	3B	1	-	-	-	-	-	1	2	-
PUERTAS G	DP	1	-	-	-	-	1	-	-	-
GOMEZ J	P	-	-	-	-	-	-	-	1	-
**CASTELLANOS M	P	-	-	-	-	-	-	-	-	-
*BOGADO M	P	-	-	-	-	-	-	-	-	-
Totals:		13	-	-	-	2	7	15	5	2

Top 4th BERG L ran for (12) KRETSCHMAN K
Top 5th LAPPIN L hit for (33) NUVEMAN S
Top 5th GALINDO V hit for (6) BUSTOS C
Top 5th ABBOTT M hit for (27) FINCH J

Top 3rd CASTELLANOS M entered as Pitcher
Top 4th BOGADO M entered as Pitcher

2B - USA 1 - DURAN Andrea; VEN 0

HR - USA 3 - WATLEY N in 2nd, (2 RBI);LOWE C in 2nd, (1 RBI);BUSTOS C in 3rd, (1 RBI); VEN 0

SB - USA 2 - MENDOZA Jessica, BERG Laura; VEN 0

CS - USA 0; VEN 1 - SOJO Yaicey

SF - USA 1 - JUNG Lovieanne; VEN 0

GDP -USA 0; VEN 1 - FUENMAYOR Denisse

DP - USA 1 - WATLEY Natasha, FLOWERS Tairia, JUNG Lovieanne; VEN 1 - SOTO Maria, PIMENTEL Jineth



GAME SUMMARY(BOX SCORE)

CORRECTED

比赛成绩统计表 (比赛记录表) / RÉSUMÉ DU MATCH (TABLEAU DÉTAILLÉ)

USA - United States	W/L/S	IP	H	R	ER	BB	SO	HR	WP	ILP
ABBOTT M		1.0	-	-	-	-	2	-	-	-
FINCH J	W(2,0,0)	4.0	-	-	-	2	5	-	-	-
Totals:		5.0	-	-	-	2	7	-	-	-

VEN - Venezuela	W/L/S	IP	H	R	ER	BB	SO	HR	WP	ILP
GOMEZ J	L(0,2,0)	2.0	6	6	5	1	-	3	-	-
CASTELLANOS M		1.0	2	4	4	2	-	-	-	-
BOGADO M		2.0	3	1	1	-	-	-	-	-
Totals:		5.0	11	11	10	3	-	3	-	-

HBP - USA 0; VEN 3 - DURAN A by GOMEZ J, MENDOZA J by CASTELLANOS M, KRETSCHMAN K by GOMEZ J

UMPIRES (HP) TAMAKI Wiremu (NZL) (1B) JIA Ali (CHN)
 (2B) MORRISON Nancy (CAN) (3B) WALLER Diane (AUS)

TECHNICAL DELEGATES KONSTANTINIDOU Annie (GRE)

SCORERS HANNELLY Mike (AUS) WANG Tommy (TPE) ZHUANG Zi (CHN)

LENGTH OF GAME: 1h 30min

ATTENDANCE: 4000

CONDITIONS: Cloudy

TEMPERATURE: 27C/80F

HUMIDITY: 66%

Legend:					
1B	First base	2B	Doubles/second base	3B	Triples/third base
AB	At bats	BB	Bases on balls	BK	Balk
CF	Center field	CS	Caught stealing	DH	Designated hitter
E	Errors	ER	Earned runs	GDP	Grounded into double play
HBP	Hit by pitch	HP	Home plate	HR	Home runs
I/O	Reached base on interference or obstruction	IP	Innings pitched	P	Pitcher
LF	Left field	LOB	Left on base	Pos	Fielding position
PH	Pinch hitter	PO	Put outs	RF	Right field
R	Runs	RBI	Runs batted in	SH	Sacrifice hits
SB	Stolen bases	SF	Sacrifice flies	W	Wins
SS	Shortstop	TP	Triple plays	A	Assists
*	Substitutions			C	Catcher
				DP	Double plays
				H	Hits
				IBB	Intentional bases on balls
				L	Losses
				PB	Passed balls
				PR	Pinch runner
				S	Saves
				SO	Strike outs
				WP	Wild pitches



GAME SUMMARY(BOX SCORE)

CORRECTED

比赛成绩统计表 (比赛记录表) / RÉSUMÉ DU MATCH (TABLEAU DÉTAILLÉ)

NED 2 - CHN 10

Team	1	2	3	4	5	6	7	R	H	E	LOB
CHN	0	0	0	0	5	1	4	10	13	1	8
NED	0	0	0	0	2	0	0	2	5	3	4

CHN - China	Pos	AB	R	H	RBI	BB	SO	PO	A	E
ZHOU Y	CF	4	2	2	1	1	-	1	-	-
YU Y	1B	5	1	-	-	-	1	13	-	-
XIN M	DP	4	-	2	-	-	-	-	-	-
	PH	-	-	-	-	-	-	-	-	-
*LEI D	PR	-	1	-	-	-	-	-	-	-
	DP	-	-	-	-	-	-	-	-	-
*WU D	PH	1	-	-	-	-	-	-	-	-
	DP	-	-	-	-	-	-	-	-	-
ZHANG A	RF	3	1	2	2	1	1	1	-	-
LI C	SS	4	-	-	-	-	-	1	5	-
PAN X	C	2	2	2	-	2	-	3	-	-
SUN L	2B	4	2	2	1	-	-	1	-	-
TAN Y	3B	4	-	2	2	-	1	1	3	1
ZHANG L	LF	3	1	1	3	-	-	-	-	-
*GUO J	PH	1	-	-	-	-	-	-	-	-
YU H	P	-	-	-	-	-	-	-	5	-
**LI Q	P	-	-	-	-	-	-	-	-	-
*LU W	P	-	-	-	-	-	-	-	-	-
Totals:		35	10	13	9	4	3	21	13	1

NED - Netherlands	Pos	AB	R	H	RBI	BB	SO	PO	A	E
VONK B	2B	3	-	-	-	-	1	-	3	-
KLUIJSKENS K	1B	3	-	1	-	-	-	9	-	-
KOSTERINK S	CF	3	-	-	-	-	-	1	-	-
TIMMERMANS N	DP	3	-	-	-	-	1	-	-	-
	C	-	-	-	-	-	-	-	-	-
FELLINGER M	LF	3	1	1	1	-	1	2	-	-
de VRIES K	P	3	-	-	-	-	-	-	1	1
	DP	-	-	-	-	-	-	-	-	-
KROESEN J	RF	3	-	1	-	-	-	3	-	1
*van HEIJST P	PR	-	-	-	-	-	-	-	-	-
*SMIT M	PR	-	1	-	-	-	-	-	-	-
GOUVERNEUR S	SS	3	-	2	1	-	-	1	2	-
de PEINDER D	3B	2	-	-	-	-	-	2	2	1
*BOEKEL N	PH	1	-	-	-	-	-	-	-	-
VENKER E	C	-	-	-	-	-	-	3	1	-
**SOUMERU R	P	-	-	-	-	-	-	-	-	-
*van KAMPEN J	P	-	-	-	-	-	-	-	-	-
Totals:		27	2	5	2	-	3	21	9	3

Top 5th LEI D ran for (33) XIN M
 Top 5th GUO J hit for (11) ZHANG L
 Bottom 5th ZHANG L entered as Left Fielder
 Bottom 5th LI Q entered as Pitcher
 Bottom 5th YU H entered as Pitcher
 Top 6th XIN M hit for (7) LEI D
 Top 7th WU D hit for (33) XIN M
 Bottom 7th LU W entered as Pitcher

Bottom 5th SMIT M ran for (17) KROESEN J
 Top 6th KROESEN J entered as Right Fielder
 Top 7th van KAMPEN J entered as Pitcher
 Bottom 7th van HEIJST P ran for (17) KROESEN J
 Bottom 7th BOEKEL N hit for (18) de PEINDER D

2B - CHN 1 - PAN Xia; NED 0
HR - CHN 2 - ZHANG L in 7th, (3 RBI); ZHOU Y in 7th, (1 RBI); NED 1 - FELLINGER M in 5th, (1 RBI)
CS - CHN 1 - TAN Ying; NED 0
PB - CHN 1 - PAN Xia; NED 0



GAME SUMMARY(BOX SCORE)

CORRECTED

比赛成绩统计表 (比赛记录表) / RÉSUMÉ DU MATCH (TABLEAU DÉTAILLÉ)

CHN - China	W/L/S	IP	H	R	ER	BB	SO	HR	WP	ILP
YU H	W(1,1,0)	5.2	1	-	-	-	2	-	-	-
LI Q		0.1	3	2	2	-	-	1	-	-
LU W		1.0	1	-	-	-	1	-	-	-
Totals:		7.0	5	2	2	-	3	1	-	-

NED - Netherlands	W/L/S	IP	H	R	ER	BB	SO	HR	WP	ILP
de VRIES K	L(0,2,0)	4.2	6	5	1	4	3	-	-	-
SOUMERU R		1.2	5	3	3	-	-	-	-	-
van KAMPEN J		0.2	2	2	2	-	-	2	-	-
Totals:		7.0	13	10	6	4	3	2	-	-

IBB - CHN 0; NED 1 - PAN X by de VRIES K

UMPIRES

(HP) GROVE Debbie (AUS)
(2B) PENARROYA Javier (ARG)

(1B) PIPHER Greg (CAN)
(3B) STOELTING Traci (USA)

TECHNICAL DELEGATES

LOW Beng Choo (MAS)

SCORERS

HANNELLY Mike (AUS)

BUTTSWORTH Carolyn (AUS)

ZHUANG Zi (CHN)

LENGTH OF GAME: 2h 12min

ATTENDANCE: 6300

CONDITIONS: Cloudy

TEMPERATURE: 31C/87F

HUMIDITY: 50%

Legend:

1B First base	2B Doubles/second base	3B Triples/third base	A Assists
AB At bats	BB Bases on balls	BK Balk	C Catcher
CF Center field	CS Caught stealing	DH Designated hitter	DP Double plays
E Errors	ER Earned runs	GDP Grounded into double play	H Hits
HBP Hit by pitch	HP Home plate	HR Home runs	IBB Intentional bases on balls
I/O Reached base on interference or obstruction		IP Innings pitched	L Losses
LF Left field	LOB Left on base	P Pitcher	PB Passed balls
PH Pinch hitter	PO Put outs	Pos Fielding position	PR Pinch runner
R Runs	RBI Runs batted in	RF Right field	S Saves
SB Stolen bases	SF Sacrifice flies	SH Sacrifice hits	SO Strike outs
SS Shortstop	TP Triple plays	W Wins	WP Wild pitches
* Substitutions			



GAME SUMMARY(BOX SCORE)

比赛成绩统计表 (比赛记录表) / RÉSUMÉ DU MATCH (TABLEAU DÉTAILLÉ)

JPN 4 - AUS 3

Team	1	2	3	4	5	6	7	R	H	E	LOB
AUS	0	3	0	0	0	0	0	3	6	1	3
JPN	3	1	0	0	0	0	x	4	5	1	5

AUS - Australia	Pos	AB	R	H	RBI	BB	SO	PO	A	E
MORROW S	RF	3	-	-	-	-	1	-	-	-
WYBORN K	LF	3	-	-	-	-	1	1	-	-
PORTER S	3B	3	-	-	-	-	2	1	1	-
LEWIS S	2B	3	1	2	-	-	-	-	2	-
TITCUME N	C	3	1	2	2	-	-	3	-	1
WARD N	SS	3	-	-	-	-	1	2	4	-
MOSLEY T	DP	3	-	1	-	-	-	-	-	-
*CRONK K	PR	-	-	-	-	-	-	-	-	-
BOWERING J	1B	3	1	1	1	-	-	7	-	-
WRIGHT B	CF	2	-	-	-	-	-	3	-	-
*STEWART D	PH	1	-	-	-	-	-	-	-	-
ROCHE M	P	-	-	-	-	-	-	1	-	-
*SMETHURST J	P	-	-	-	-	-	-	-	-	-
Totals:		27	3	6	3	-	5	18	7	1

JPN - Japan	Pos	AB	R	H	RBI	BB	SO	PO	A	E
KARINO A	RF	3	-	-	-	-	-	2	-	-
NISHIYAMA R	SS	3	1	1	-	-	1	-	2	1
YAMADA E	CF	2	1	-	-	1	-	1	-	-
MABUCHI S	LF	3	1	2	3	-	1	1	-	-
MISHINA M	2B	2	-	-	-	-	1	2	5	-
SATO R	1B	3	-	-	-	-	-	8	-	-
HIROSE M	3B	3	1	1	-	-	-	1	1	-
INUI E	C	2	-	-	-	-	-	5	-	-
FUJIMOTO M	DP	3	-	1	-	-	-	-	-	-
UENO Y	P	-	-	-	-	-	-	1	1	-
Totals:		24	4	5	3	1	3	21	9	1

Top 5th CRONK K ran for (9) MOSLEY T
Bottom 5th SMETHURST J entered as Pitcher
Bottom 6th MOSLEY T entered as Designated Player
Top 7th STEWART D hit for (24) WRIGHT B

3B - AUS 0; JPN 1 - HIROSE Megu

HR - AUS 2 - BOWERING J in 2nd, (1 RBI); TITCUME N in 2nd, (2 RBI); JPN 1 - MABUCHI S in 1st, (3 RBI)

GDP - AUS 1 - TITCUME Natalie; JPN 0

DP - AUS 0; JPN 1 - MISHINA Masumi, NISHIYAMA Rei, SATO Rie

AUS - Australia	W/L/S	IP	H	R	ER	BB	SO	HR	WP	ILP
ROCHE M	L(0,1,0)	4.0	4	4	3	1	2	1	1	-
SMETHURST J		2.0	1	-	-	-	1	-	-	-
Totals:		6.0	5	4	3	1	3	1	1	-

JPN - Japan	W/L/S	IP	H	R	ER	BB	SO	HR	WP	ILP
UENO Y	W(1,0,0)	7.0	6	3	3	-	5	2	-	-
Totals:		7.0	6	3	3	-	5	2	-	-

HBP - AUS 2 - MISHINA M by SMETHURST J, INUI E by ROCHE M; JPN 0



FENGTAI SOFTBALL FIELD
 丰台体育中心垒球场
 TERRAIN DE SOFTBALL DE FENGTAI

TUE 星期二 MAR
 12 AUG 2008
 19:30

SOFTBALL
 垒球 / SOFTBALL

WOMEN
 女子项目 / FEMMES

PRELIMINARIES - GAME 4
 预赛 - 第04场 / ÉLIMINATOIRES - MATCH 4



GAME SUMMARY(BOX SCORE)

比赛成绩统计表 (比赛记录表) / RÉSUMÉ DU MATCH (TABLEAU DÉTAILLÉ)

UMPIRES (HP) MAGNANI Gianluca (ITA) (1B) TAMAKI Wiremu (NZL)
 (2B) JIA Leiming (CHN) (3B) MORRISON Nancy (CAN)

TECHNICAL DELEGATES KONSTANTINIDOU Annie (GRE)

SCORERS HANNELLY Mike (AUS) WANG Tommy (TPE) ZHUANG Zi (CHN)

LENGTH OF GAME: 1h 48min **ATTENDANCE:** 5600

CONDITIONS: Partly cloudy **TEMPERATURE:** 29C/84F **HUMIDITY:** 62%

Legend:			
1B	First base	2B	Doubles/second base
AB	At bats	BB	Bases on balls
CF	Center field	CS	Caught stealing
E	Errors	ER	Earned runs
HBP	Hit by pitch	HP	Home plate
I/O	Reached base on interference or obstruction	IP	Innings pitched
LF	Left field	LOB	Left on base
PH	Pinch hitter	PO	Put outs
R	Runs	RBI	Runs batted in
SB	Stolen bases	SF	Sacrifice flies
SS	Shortstop	TP	Triple plays
*	Substitutions	3B	Triples/third base
		BK	Balk
		DH	Designated hitter
		GDP	Grounded into double play
		HR	Home runs
		P	Pitcher
		Pos	Fielding position
		RF	Right field
		SH	Sacrifice hits
		W	Wins
		A	Assists
		C	Catcher
		DP	Double plays
		H	Hits
		IBB	Intentional bases on balls
		L	Losses
		PB	Passed balls
		PR	Pinch runner
		S	Saves
		SO	Strike outs
		WP	Wild pitches



GAME SUMMARY(BOX SCORE)

CORRECTED

比赛成绩统计表 (比赛记录表) / RÉSUMÉ DU MATCH (TABLEAU DÉTAILLÉ)

VEN 1 - CHN 7

Team	1	2	3	4	5	6	7	R	H	E	LOB
CHN	1	0	1	0	3	1	1	7	10	1	8
VEN	0	0	0	1	0	0	0	1	6	0	8

CHN - China	Pos	AB	R	H	RBI	BB	SO	PO	A	E
ZHOU Y	CF	3	-	-	-	-	1	-	-	-
YU Y	1B	4	3	3	1	-	9	-	-	-
XIN M	DP	3	-	1	1	1	-	-	-	-
*LEI D	PH	-	-	-	-	-	-	-	-	-
	DP	-	-	-	-	-	-	-	-	-
ZHANG A	RF	3	-	-	1	-	1	-	-	-
LI C	SS	4	1	2	2	-	3	2	-	-
PAN X	C	3	1	1	-	-	1	4	-	-
SUN L	2B	4	1	2	1	-	1	2	3	-
TAN Y	3B	3	-	1	2	-	-	-	2	1
ZHANG L	LF	2	-	-	1	-	1	-	-	-
*WU D	PH	1	-	-	-	-	-	-	-	-
LU W	P	-	-	-	-	-	-	-	1	-
*YU H	P	-	-	-	-	-	-	-	1	-
Totals:		30	7	10	7	3	3	21	9	1

VEN - Venezuela	Pos	AB	R	H	RBI	BB	SO	PO	A	E
SOJO Y	CF	4	-	-	-	-	1	2	-	-
SOTO M	1B	3	-	1	-	1	-	12	-	-
FUENMAYOR D	SS	4	-	1	-	-	-	1	-	-
ROJAS R	LF	2	-	-	-	-	-	2	-	-
*RIERA M	PH	1	-	-	-	-	1	-	-	-
	LF	-	-	-	-	-	-	-	-	-
ALICART Y	2B	2	1	1	-	-	-	-	4	-
*MUJICA B	2B	1	-	-	-	-	-	-	-	-
PEREZ Y	RF	3	-	1	-	-	1	2	-	-
CIRIMELE Z	C	3	-	1	1	-	1	2	1	-
*RODRIGUEZ M	PR	-	-	-	-	-	-	-	-	-
PIMENTEL J	3B	3	-	1	-	-	-	-	3	-
PUERTAS G	DP	2	-	-	-	-	-	-	-	-
BOGADO M	P	-	-	-	-	-	-	-	2	-
*CASTELLANOS M	P	-	-	-	-	-	-	-	1	-
Totals:		28	1	6	1	1	4	21	11	-

Bottom 4th YU H entered as Pitcher
Top 5th LEI D ran for (33) XIN M
Top 6th XIN M hit for (7) LEI D
Top 7th WU D hit for (11) ZHANG L
Bottom 7th ZHANG L entered as Left Fielder

Bottom 4th RODRIGUEZ M ran for (23) CIRIMELE Z
Top 5th CIRIMELE Z entered as Catcher
Top 5th CASTELLANOS M entered as Pitcher
Bottom 5th RIERA M hit for (8) ROJAS R
Top 6th MUJICA B entered as Second Baseman

2B - CHN 1 - YU Yanhong; VEN 1 - SOTO Maria
HR - CHN 1 - YU Y in 6th, (1 RBI); VEN 0
SB - CHN 2 - TAN Ying, SUN Li; VEN 0
SF - CHN 1 - TAN Ying; VEN 0

CHN - China	W/L/S	IP	H	R	ER	BB	SO	HR	WP	ILP
LU W		3.2	6	1	1	-	1	-	-	-
YU H	W(2,2,0)	3.1	-	-	-	1	3	-	-	-
Totals:		7.0	6	1	1	1	4	-	-	-

VEN - Venezuela	W/L/S	IP	H	R	ER	BB	SO	HR	WP	ILP
BOGADO M	L(2,2,0)	4.1	7	5	5	3	2	-	-	-
CASTELLANOS M		2.2	3	2	2	-	1	1	-	-
Totals:		7.0	10	7	7	3	3	1	-	-

HBP - CHN 1 - PUERTAS G by YU H; VEN 2 - ZHOU Y by BOGADO M, PAN X by BOGADO M



FENGTAI SOFTBALL FIELD
 丰台体育中心垒球场
 TERRAIN DE SOFTBALL DE FENGTAI

WED 星期三 MER
 13 AUG 2008
 9:30

SOFTBALL
 垒球 / SOFTBALL

WOMEN
 女子项目 / FEMMES

PRELIMINARIES - GAME 5
 预赛 - 第05场 / ÉLIMINATOIRES - MATCH 5



GAME SUMMARY(BOX SCORE)

CORRECTED

比赛成绩统计表 (比赛记录表) / RÉSUMÉ DU MATCH (TABLEAU DÉTAILLÉ)

UMPIRES (HP) VELDKAMP Rob (NED) (1B) WALLER Diane (AUS)
 (2B) STOELTING Traci (USA) (3B) TAMAKI Wiremu (NZL)

TECHNICAL DELEGATES LOW Beng Choo (MAS)

SCORERS HANNELLY Mike (AUS) BUTTSWORTH Carolyn (AUS) ZHUANG Zi (CHN)

LENGTH OF GAME: 1h 59min **ATTENDANCE:** 4000

CONDITIONS: Cloudy **TEMPERATURE:** 26C/78F **HUMIDITY:** 81%

Legend:			
1B	First base	2B	Doubles/second base
AB	At bats	BB	Bases on balls
CF	Center field	CS	Caught stealing
E	Errors	ER	Earned runs
HBP	Hit by pitch	HP	Home plate
I/O	Reached base on interference or obstruction	LOB	Left on base
LF	Left field	PO	Put outs
PH	Pinch hitter	RBI	Runs batted in
R	Runs	SF	Sacrifice flies
SB	Stolen bases	TP	Triple plays
SS	Shortstop	3B	Triples/third base
*	Substitutions	BK	Balk
		DH	Designated hitter
		GDP	Grounded into double play
		HR	Home runs
		IP	Innings pitched
		P	Pitcher
		Pos	Fielding position
		RF	Right field
		SH	Sacrifice hits
		W	Wins
		A	Assists
		C	Catcher
		DP	Double plays
		H	Hits
		IBB	Intentional bases on balls
		L	Losses
		PB	Passed balls
		PR	Pinch runner
		S	Saves
		SO	Strike outs
		WP	Wild pitches

ISF has changed the winning pitcher.





GAME SUMMARY(BOX SCORE)

比赛成绩统计表 (比赛记录表) / RÉSUMÉ DU MATCH (TABLEAU DÉTAILLÉ)

USA 3 - AUS 0

Team	1	2	3	4	5	6	7	R	H	E	LOB
AUS	0	0	0	0	0	0	0	0	0	1	3
USA	0	0	0	0	1	2	x	3	5	0	6

AUS - Australia	Pos	AB	R	H	RBI	BB	SO	PO	A	E
MORROW S	RF	2	-	-	1	-	1	-	-	-
WYBORN K	LF	2	-	-	1	2	1	-	-	-
PORTER S	3B	3	-	-	-	1	1	-	-	-
LEWIS S	2B	3	-	-	-	2	1	1	-	-
MOSLEY T	C	3	-	-	-	1	7	-	-	-
WARD N	SS	2	-	-	-	2	2	1	1	-
*CRONK K	PH	1	-	-	-	1	-	-	-	-
BOWERING J	1B	2	-	-	-	2	3	-	-	-
STEWART D	DP	1	-	-	1	1	-	-	-	-
WRIGHT B	CF	1	-	-	-	1	3	-	-	-
HARDING T	P	-	-	-	-	-	-	-	-	-
*HARDIE K	P	-	-	-	-	-	-	-	-	-
Totals:		20	-	-	3	13	18	3	1	-

USA - United States	Pos	AB	R	H	RBI	BB	SO	PO	A	E
WATLEY N	SS	3	-	1	1	-	1	1	-	-
LOWE C	CF	3	-	-	-	1	-	-	-	-
MENDOZA J	LF	2	1	1	-	1	-	-	-	-
BUSTOS C	DP	2	1	1	2	1	-	-	-	-
KRETSCHMAN K	RF	3	-	1	-	-	-	-	-	-
*BERG L	RF	-	-	-	-	-	-	-	-	-
DURAN A	3B	2	-	-	-	1	1	-	2	-
NUVEMAN S	C	3	-	-	-	3	13	1	-	-
JUNG L	2B	2	1	1	-	1	-	3	-	-
FLOWERS T	1B	3	-	-	-	1	4	1	-	-
OSTERMAN C	P	-	-	-	-	-	-	-	1	-
Totals:		23	3	5	3	4	6	21	6	-

Bottom 6th HARDIE K entered as Pitcher
Top 7th CRONK K hit for (6) WARD N

Top 7th BERG L entered as Right Fielder

HR - AUS 0; USA 1 - BUSTOS C in 6th, (2 RBI)

SB - AUS 1 - PORTER Stacey; USA 3 - DURAN Andrea, MENDOZA Jessica, JUNG Lovieanne

SH - AUS 1 - WRIGHT Belinda; USA 0

GDP - AUS 0; USA 1 - MENDOZA Jessica

DP - AUS 1 - LEWIS Sandy, BOWERING Jodie, PORTER Stacey; USA 0

AUS - Australia	W/L/S	IP	H	R	ER	BB	SO	HR	WP	ILP
HARDING T	L(0,1,0)	5.0	4	3	3	3	4	1	-	-
HARDIE K		1.0	1	-	-	1	2	-	-	-
Totals:		6.0	5	3	3	4	6	1	-	-

USA - United States	W/L/S	IP	H	R	ER	BB	SO	HR	WP	ILP
OSTERMAN C	W(1,0,0)	7.0	-	-	-	3	13	-	-	-
Totals:		7.0	-	-	-	3	13	-	-	-



FENGTAI SOFTBALL FIELD
 丰台体育中心垒球场
 TERRAIN DE SOFTBALL DE FENGTAI

WED 星期三 MER
 13 AUG 2008
 12:00

SOFTBALL
 垒球 / SOFTBALL

WOMEN
 女子项目 / FEMMES

PRELIMINARIES - GAME 6
 预赛 - 第06场 / ÉLIMINATOIRES - MATCH 6



GAME SUMMARY(BOX SCORE)

比赛成绩统计表 (比赛记录表) / RÉSUMÉ DU MATCH (TABLEAU DÉTAILLÉ)

UMPIRES (HP) MORRISON Nancy (CAN) (1B) JIA Leiming (CHN)
 (2B) JIA Ali (CHN) (3B) PIPHER Greg (CAN)

TECHNICAL DELEGATES KONSTANTINIDOU Annie (GRE)

SCORERS HANNELLY Mike (AUS) BUTTSWORTH Carolyn (AUS) WANG Tommy (TPE)

LENGTH OF GAME: 1h 51min **ATTENDANCE:** 6200

CONDITIONS: Cloudy **TEMPERATURE:** 27C/80F **HUMIDITY:** 75%

Legend:					
1B	First base	2B	Doubles/second base	3B	Triples/third base
AB	At bats	BB	Bases on balls	BK	Balk
CF	Center field	CS	Caught stealing	DH	Designated hitter
E	Errors	ER	Earned runs	GDP	Grounded into double play
HBP	Hit by pitch	HP	Home plate	HR	Home runs
I/O	Reached base on interference or obstruction	IP	Innings pitched	IP	Innings pitched
LF	Left field	LOB	Left on base	P	Pitcher
PH	Pinch hitter	PO	Put outs	Pos	Fielding position
R	Runs	RBI	Runs batted in	RF	Right field
SB	Stolen bases	SF	Sacrifice flies	SH	Sacrifice hits
SS	Shortstop	TP	Triple plays	W	Wins
*	Substitutions			A	Assists
				C	Catcher
				DP	Double plays
				H	Hits
				IBB	Intentional bases on balls
				L	Losses
				PB	Passed balls
				PR	Pinch runner
				S	Saves
				SO	Strike outs
				WP	Wild pitches



GAME SUMMARY(BOX SCORE)

比赛成绩统计表 (比赛记录表) / RÉSUMÉ DU MATCH (TABLEAU DÉTAILLÉ)

TPE 1 - JPN 2

Team	1	2	3	4	5	6	7	R	H	E	LOB
JPN	0	0	0	1	1	0	0	2	9	1	8
TPE	0	0	0	0	0	0	1	1	6	1	4

JPN - Japan	Pos	AB	R	H	RBI	BB	SO	PO	A	E
KARINO A	RF	3	-	2	-	-	-	-	1	-
NISHIYAMA R	SS	1	-	-	1	-	1	4	-	-
YAMADA E	CF	4	-	2	1	-	-	-	1	-
MABUCHI S	LF	4	1	1	1	-	1	-	-	1
MISHINA M	2B	2	-	-	1	-	4	2	-	-
SATO R	1B	3	-	2	-	-	9	1	-	-
HIROSE M	3B	3	-	1	-	-	-	4	-	-
INUI E	C	2	-	-	-	-	4	-	-	-
*MINE Y	PH	1	-	-	-	-	-	-	-	-
	C	-	-	-	-	-	2	-	-	-
FUJIMOTO M	DP	3	1	1	-	-	-	-	-	-
SAKAI H	P	-	-	-	-	-	1	1	-	-
Totals:		26	2	9	2	2	1	21	14	1

TPE - Chinese Taipei	Pos	AB	R	H	RBI	BB	SO	PO	A	E
LAI MT	RF	3	-	-	-	-	1	2	-	-
CHEN MY	CF	3	-	1	-	-	1	1	1	-
LO HT	SS	3	-	-	-	-	3	3	1	-
CHIANG HC	DP	3	-	-	-	-	1	-	-	-
WEN LH	1B	3	-	1	-	-	1	5	1	-
*HUANG HW	PR	-	-	-	-	-	-	-	-	-
PAN TH	2B	2	1	2	-	-	7	3	-	-
LI CC	LF	2	-	-	-	-	1	2	-	-
TUNG YC	C	3	-	2	1	-	1	1	-	-
HSU HL	3B	-	-	-	-	-	-	-	1	-
*LU HM	PH	1	-	-	-	-	-	-	-	-
LAI SJ	P	-	-	-	-	-	-	-	1	-
**CHUEH MH	P	-	-	-	-	-	-	-	1	-
*WU CY	P	-	-	-	-	-	-	-	-	-
Totals:		23	1	6	1	-	6	21	11	1

Top 6th MINE Y hit for (23) INUI E

Top 5th CHUEH MH entered as Pitcher
 Bottom 5th LU HM hit for (38) HSU HL
 Top 6th HSU HL entered as Third Baseman
 Top 7th WU CY entered as Pitcher
 Bottom 7th HUANG HW ran for (23) WEN LH

HR - JPN 1 - MABUCHI S in 4th, (1 RBI); TPE 0

SB - JPN 2 - YAMADA Eri (2); TPE 1 - PAN Tzu-Hui

SH - JPN 3 - NISHIYAMA Rei (2), KARINO Ayumi; TPE 2 - HSU Hsiu-Ling, LI Chiu-Ching

GDP - JPN 0; TPE 1 - LI Chiu-Ching

DP - JPN 1 - HIROSE Megu, SATO Rie, MISHINA Masumi; TPE 1 - LO Hsiao-Ting, PAN Tzu-Hui

JPN - Japan	W/L/S	IP	H	R	ER	BB	SO	HR	WP	ILP
SAKAI H	W(1,0,0)	7.0	6	1	1	-	6	-	-	-
Totals:		7.0	6	1	1	-	6	-	-	-

TPE - Chinese Taipei	W/L/S	IP	H	R	ER	BB	SO	HR	WP	ILP
LAI SJ	L(0,1,0)	4.2	7	2	2	2	-	1	-	-
CHUEH MH		1.1	1	-	-	-	1	-	-	-
WU CY		1.0	1	-	-	-	-	-	-	-
Totals:		7.0	9	2	2	2	1	1	-	-

IBB - JPN 0; TPE 1 - MISHINA M by LAI SJ

HBP - JPN 1 - PAN TH by SAKAI H; TPE 0



FENGTAI SOFTBALL FIELD
 丰台体育中心垒球场
 TERRAIN DE SOFTBALL DE FENGTAI

WED 星期三 MER
 13 AUG 2008
 17:00

SOFTBALL
 垒球 / SOFTBALL

WOMEN
 女子项目 / FEMMES

PRELIMINARIES - GAME 7
 预赛 - 第07场 / ÉLIMINATOIRES - MATCH 7



GAME SUMMARY(BOX SCORE)

比赛成绩统计表 (比赛记录表) / RÉSUMÉ DU MATCH (TABLEAU DÉTAILLÉ)

UMPIRES (HP) PENARROYA Javier (ARG) (1B) BISH Lori (USA)
 (2B) WALLER Diane (AUS) (3B) VELDKAMP Rob (NED)

TECHNICAL DELEGATES LOW Beng Choo (MAS)

SCORERS HANNELLY Mike (AUS) BUTTSWORTH Carolyn (AUS) WANG Tommy (TPE)

LENGTH OF GAME: 1h 46min **ATTENDANCE:** 5000

CONDITIONS: Partly cloudy **TEMPERATURE:** 28C/82F **HUMIDITY:** 69%

Legend:			
1B	First base	2B	Doubles/second base
AB	At bats	BB	Bases on balls
CF	Center field	CS	Caught stealing
E	Errors	ER	Earned runs
HBP	Hit by pitch	HP	Home plate
I/O	Reached base on interference or obstruction	IP	Innings pitched
LF	Left field	LOB	Left on base
PH	Pinch hitter	PO	Put outs
R	Runs	RBI	Runs batted in
SB	Stolen bases	SF	Sacrifice flies
SS	Shortstop	TP	Triple plays
*	Substitutions	3B	Triples/third base
		BK	Balk
		DH	Designated hitter
		GDP	Grounded into double play
		HR	Home runs
		P	Pitcher
		Pos	Fielding position
		RF	Right field
		SH	Sacrifice hits
		W	Wins
		A	Assists
		C	Catcher
		DP	Double plays
		H	Hits
		IBB	Intentional bases on balls
		L	Losses
		PB	Passed balls
		PR	Pinch runner
		S	Saves
		SO	Strike outs
		WP	Wild pitches



GAME SUMMARY(BOX SCORE)

CORRECTED

比赛成绩统计表 (比赛记录表) / RÉSUMÉ DU MATCH (TABLEAU DÉTAILLÉ)

NED 2 - CAN 9

Team	1	2	3	4	5	6	7	R	H	E	LOB
CAN	0	0	3	4	1	1		9	11	1	2
NED	0	0	0	1	1	0		2	3	1	3

CAN - Canada	Pos	AB	R	H	RBI	BB	SO	PO	A	E
MATTHEWS M	LF	4	2	2	3	-	-	-	-	-
McLEAN E	3B	4	-	-	1	-	-	2	2	-
YEE J	2B	3	1	2	3	-	-	1	-	-
SALLING J	SS	2	-	-	-	-	-	1	-	1
LAWRICK S	1B	3	-	-	-	-	1	4	-	-
TIMPF M	RF	2	1	1	-	-	-	1	-	-
*BRADLEY A	RF	1	-	1	1	-	-	1	-	-
RAFTER K	DP	3	2	2	2	-	-	-	-	-
CUMPSTONE E	C	3	-	1	-	-	-	8	2	-
*MARIN N	PR	-	1	-	-	-	-	-	-	-
LEVER C	CF	3	2	2	-	-	-	1	-	-
LAWRIE D	P	-	-	-	-	-	-	-	2	-
*MEIER D	P	-	-	-	-	-	-	-	-	-
Totals:		28	9	11	10	-	1	19	6	1

NED - Netherlands	Pos	AB	R	H	RBI	BB	SO	PO	A	E
KOSTERINK S	CF	3	-	1	-	-	1	1	-	-
KLUIJSKENS K	1B	3	-	-	-	-	2	10	-	-
FELLINGER M	LF	3	1	1	-	-	-	-	1	-
KROESEN J	RF	2	-	-	1	-	1	2	-	-
de VRIES K	P	3	-	-	-	-	1	1	1	-
	DP	-	-	-	-	-	-	-	-	-
VONK B	DP	1	-	-	-	-	-	-	-	-
	2B	-	-	-	-	-	-	1	1	-
GOUVERNEUR S	SS	2	1	1	1	-	1	1	4	1
BOEKEL N	3B	2	-	-	-	-	1	-	-	-
VENKER E	C	1	-	-	-	-	-	1	-	-
*TIMMERMANS N	C	-	-	-	-	1	-	-	-	-
van HEIJST P	2B	-	-	-	-	-	-	-	1	-
*SOUMERU R	P	-	-	-	-	-	-	-	-	-
Totals:		20	2	3	2	1	7	17	8	1

Top 3rd MARIN N ran for (18) CUMPSTONE E
Bottom 3rd CUMPSTONE E entered as Catcher
Bottom 4th BRADLEY A entered as Right Fielder
Bottom 5th MEIER D entered as Pitcher

Top 4th TIMMERMANS N entered as Catcher

2B - CAN 1 - MATTHEWS Melanie; NED 1 - FELLINGER Marloes
HR - CAN 2 - RAFTER K in 4th, (2 RBI); MATTHEWS M in 4th, (2 RBI); NED 1 - GOUVERNEUR S in 5th, (1 RBI)
SB - CAN 1 - TIMPF Megan; NED 0
SH - CAN 1 - SALLING Jennifer; NED 2 - KROESEN Jolanda, VONK Britt

CAN - Canada	W/L/S	IP	H	R	ER	BB	SO	HR	WP	ILP
LAWRIE D	W(1,0,0)	4.0	2	1	1	-	4	-	1	-
MEIER D		2.0	1	1	1	1	3	1	-	-
Totals:		6.0	3	2	2	1	7	1	1	-

NED - Netherlands	W/L/S	IP	H	R	ER	BB	SO	HR	WP	ILP
de VRIES K	L(0,2,0)	3.0	3	3	-	-	-	-	-	-
SOUMERU R		3.0	8	6	6	-	1	2	-	-
Totals:		6.0	11	9	6	-	1	2	-	-



FENGTAI SOFTBALL FIELD
 丰台体育中心垒球场
 TERRAIN DE SOFTBALL DE FENGTAI

WED 星期三 MER
 13 AUG 2008
 19:30

SOFTBALL
 垒球 / SOFTBALL

WOMEN
 女子项目 / FEMMES

PRELIMINARIES - GAME 8
 预赛 - 第08场 / ÉLIMINATOIRES - MATCH 8



GAME SUMMARY(BOX SCORE)

CORRECTED

比赛成绩统计表 (比赛记录表) / RÉSUMÉ DU MATCH (TABLEAU DÉTAILLÉ)

UMPIRES (HP) STOELTING Traci (USA) (1B) GROVE Debbie (AUS)
 (2B) MAGNANI Gianluca (ITA) (3B) JIA Ali (CHN)

TECHNICAL DELEGATES KONSTANTINIDOU Annie (GRE)

SCORERS HANNELLY Mike (AUS) WANG Tommy (TPE) ZHUANG Zi (CHN)

LENGTH OF GAME: 1h 43min **ATTENDANCE:** 6150

CONDITIONS: Cloudy **TEMPERATURE:** 28C/82F **HUMIDITY:** 70%

Legend:			
1B	First base	2B	Doubles/second base
AB	At bats	BB	Bases on balls
CF	Center field	CS	Caught stealing
E	Errors	ER	Earned runs
HBP	Hit by pitch	HP	Home plate
I/O	Reached base on interference or obstruction	IP	Innings pitched
LF	Left field	LOB	Left on base
PH	Pinch hitter	PO	Put outs
R	Runs	RBI	Runs batted in
SB	Stolen bases	SF	Sacrifice flies
SS	Shortstop	TP	Triple plays
*	Substitutions	3B	Triples/third base
		BK	Balk
		DH	Designated hitter
		GDP	Grounded into double play
		HR	Home runs
		P	Pitcher
		Pos	Fielding position
		RF	Right field
		SH	Sacrifice hits
		W	Wins
		A	Assists
		C	Catcher
		DP	Double plays
		H	Hits
		IBB	Intentional bases on balls
		L	Losses
		PB	Passed balls
		PR	Pinch runner
		S	Saves
		SO	Strike outs
		WP	Wild pitches

Removing RF position from NED 31 Soumeru R.

SOW400908_C73 1.1

Report Created THU 14 AUG 2008 13:46

Page 2/2





GAME SUMMARY (BOX SCORE)

CORRECTED

比赛成绩统计表 (比赛记录表) / RÉSUMÉ DU MATCH (TABLEAU DÉTAILLÉ)

CHN 1 - AUS 3

Team	1	2	3	4	5	6	7	R	H	E	LOB
AUS	1	2	0	0	0	0	0	3	4	2	5
CHN	0	0	1	0	0	0	0	1	3	0	5

AUS - Australia	Pos	AB	R	H	RBI	BB	SO	PO	A	E
MORROW S	LF	3	2	2	3	-	1	2	-	-
CRONK K	RF	4	-	-	-	-	1	-	-	-
PORTER S	3B	2	-	-	-	1	1	1	2	-
LEWIS S	2B	3	-	1	-	-	1	6	1	-
TITCUME N	C	1	-	-	-	1	-	3	-	-
*WYBORN K	PR	-	-	-	-	-	-	-	-	-
WARD N	SS	2	-	-	-	1	2	3	4	2
MOSLEY T	DP	3	-	-	-	-	1	-	-	-
BOWERING J	1B	2	1	1	-	1	1	4	1	-
WRIGHT B	CF	2	-	-	-	-	1	1	-	-
HARDING T	P	-	-	-	-	-	-	-	-	-
*ROCHE M	P	-	-	-	-	-	-	1	2	-
Totals:		22	3	4	3	4	9	21	10	2

CHN - China	Pos	AB	R	H	RBI	BB	SO	PO	A	E
ZHOU Y	CF	2	-	1	-	-	-	1	-	-
YU Y	1B	3	-	1	1	-	-	4	2	-
XIN M	DP	3	-	-	-	-	1	-	-	-
ZHANG A	RF	3	-	-	-	-	1	1	-	-
LI C	SS	3	-	1	-	-	-	1	2	-
PAN X	C	3	-	-	-	-	-	10	-	-
SUN L	2B	3	-	-	-	-	-	4	-	-
TAN Y	3B	3	-	-	-	-	-	-	-	-
ZHANG L	LF	1	1	-	-	1	1	-	-	-
YU H	P	-	-	-	-	-	-	-	1	-
*LI Q	P	-	-	-	-	-	-	-	2	-
Totals:		24	1	3	1	1	3	21	7	-

Top 1st WYBORN K ran for (21) TITCUME N
Bottom 1st TITCUME N entered as Catcher
Bottom 4th ROCHE M entered as Pitcher

Top 2nd LI Q entered as Pitcher

2B - AUS 2 - BOWERING Jodie, LEWIS Sandy; CHN 0

HR - AUS 2 - MORROW S in 1st, (1 RBI); MORROW S in 2nd, (2 RBI); CHN 0

SH - AUS 3 - TITCUME Natalie, WRIGHT Belinda, MORROW Simone; CHN 2 - ZHOU Yi, ZHANG Lifang

AUS - Australia	W/L/S	IP	H	R	ER	BB	SO	HR	WP	ILP
HARDING T		3.0	2	1	1	1	2	-	-	-
ROCHE M	W(1,1,0)	4.0	1	-	-	-	1	-	-	-
Totals:		7.0	3	1	1	1	3	-	-	-

CHN - China	W/L/S	IP	H	R	ER	BB	SO	HR	WP	ILP
YU H	L(2,2,0)	1.1	2	3	3	4	1	2	-	-
LI Q		5.2	2	-	-	-	8	-	-	-
Totals:		7.0	4	3	3	4	9	2	-	-



FENGTAI SOFTBALL FIELD
 丰台体育中心垒球场
 TERRAIN DE SOFTBALL DE FENGTAI

THU 星期四 JEU
 14 AUG 2008
 9:30

SOFTBALL
 垒球 / SOFTBALL

WOMEN
 女子项目 / FEMMES

PRELIMINARIES - GAME 9
 预赛 - 第09场 / ÉLIMINATOIRES - MATCH 9



GAME SUMMARY(BOX SCORE)

CORRECTED

比赛成绩统计表 (比赛记录表) / RÉSUMÉ DU MATCH (TABLEAU DÉTAILLÉ)

UMPIRES	(HP) PIPHER Greg (CAN)	(1B) STOELTING Traci (USA)	
	(2B) TAMAKI Wiremu (NZL)	(3B) BISH Lori (USA)	
TECHNICAL DELEGATES	LOW Beng Choo (MAS)		
SCORERS	HANNELLY Mike (AUS)	LIU Juan (CHN)	WANG Tommy (TPE)
LENGTH OF GAME:	1h 50min	ATTENDANCE:	6500
CONDITIONS:	Cloudy	TEMPERATURE:	26C/78F
		HUMIDITY:	78%

Legend:			
1B	First base	2B	Doubles/second base
AB	At bats	BB	Bases on balls
CF	Center field	CS	Caught stealing
E	Errors	ER	Earned runs
HBP	Hit by pitch	HP	Home plate
I/O	Reached base on interference or obstruction	LOB	Left on base
LF	Left field	PO	Put outs
PH	Pinch hitter	RBI	Runs batted in
R	Runs	SF	Sacrifice flies
SB	Stolen bases	TP	Triple plays
SS	Shortstop		
*	Substitutions	3B	Triples/third base
		BK	Balk
		DH	Designated hitter
		GDP	Grounded into double play
		HR	Home runs
		IP	Innings pitched
		P	Pitcher
		Pos	Fielding position
		RF	Right field
		SH	Sacrifice hits
		W	Wins
		A	Assists
		C	Catcher
		DP	Double plays
		H	Hits
		IBB	Intentional bases on balls
		L	Losses
		PB	Passed balls
		PR	Pinch runner
		S	Saves
		SO	Strike outs
		WP	Wild pitches

ISF has changed the winning pitcher.

SOW400909_C73 1.1

Report Created SUN 17 AUG 2008 20:58

Page 2/2





GAME SUMMARY(BOX SCORE)

比赛成绩统计表 (比赛记录表) / RÉSUMÉ DU MATCH (TABLEAU DÉTAILLÉ)

CAN 1 - USA 8

Team	1	2	3	4	5	6	7	R	H	E	LOB
USA	0	0	0	0	0	4	4	8	6	1	5
CAN	1	0	0	0	0	0	0	1	1	3	2

USA - United States	Pos	AB	R	H	RBI	BB	SO	PO	A	E
WATLEY N	SS	3	1	1	-	-	-	2	1	-
LOWE C	CF	4	2	1	1	-	-	-	-	1
MENDOZA J	LF	4	2	1	1	-	1	1	-	-
BUSTOS C	DP	1	2	-	-	3	-	-	-	-
*GALINDO V	PR	-	-	-	-	-	-	-	-	-
	DP	-	-	-	-	-	-	-	-	-
KRETSCHMAN K	RF	2	1	1	1	-	-	1	-	-
*BERG L	RF	-	-	-	-	-	-	-	-	-
DURAN A	3B	3	-	1	2	1	-	1	1	-
NUVEMAN S	C	4	-	-	-	-	1	10	1	-
JUNG L	2B	3	-	1	-	-	-	-	1	-
FLOWERS T	1B	3	-	-	-	-	-	6	-	-
ABBOTT M	P	-	-	-	-	-	-	-	1	-
*OSTERMAN C	P	-	-	-	-	-	-	-	-	-
Totals:		27	8	6	5	4	2	21	5	1

CAN - Canada	Pos	AB	R	H	RBI	BB	SO	PO	A	E
MATTHEWS M	LF	3	1	-	-	-	1	5	-	-
McLEAN E	3B	2	-	-	-	1	1	-	3	-
YEE J	2B	2	-	-	1	-	2	2	2	-
SALLING J	SS	3	-	-	-	-	1	1	1	2
LAWRICK S	1B	3	-	1	-	-	1	5	-	-
*MARIN N	PR	-	-	-	-	-	-	-	-	-
TIMPF M	DP	3	-	-	-	-	2	-	-	-
RAFTER K	C	2	-	-	-	-	1	3	-	-
BRADLEY A	RF	2	-	-	-	-	1	4	-	1
LEVER C	CF	2	-	-	-	-	1	1	-	-
MEIER D	P	-	-	-	-	-	-	-	1	-
**BAY REGULA L	P	-	-	-	-	-	-	-	2	-
*MACKIN R	P	-	-	-	-	-	-	-	-	-
Totals:		22	1	1	1	1	11	21	9	3

Bottom 4th OSTERMAN C entered as Pitcher
Top 5th GALINDO V ran for (6) BUSTOS C
Top 6th BUSTOS C hit for (19) GALINDO V
Bottom 7th BERG L entered as Right Fielder

Top 4th BAY REGULA L entered as Pitcher
Top 6th MEIER D entered as Pitcher
Top 7th MACKIN R entered as Pitcher
Bottom 7th MARIN N ran for (4) LAWRICK S

2B - USA 1 - MENDOZA Jessica; CAN 0
SB - USA 1 - WATLEY Natasha; CAN 0
SH - USA 2 - KRETSCHMAN Kelly, WATLEY Natasha; CAN 0
SF - USA 0; CAN 1 - YEE Jennifer
GDP - USA 1 - FLOWERS Tairia; CAN 0
DP - USA 0; CAN 1 - YEE Jennifer, LAWRICK Sheena, SALLING Jennifer

USA - United States	W/L/S	IP	H	R	ER	BB	SO	HR	WP	ILP
ABBOTT M		3.0	-	1	-	1	3	-	-	2
OSTERMAN C	W(2,0,0)	4.0	1	-	-	-	8	-	-	-
Totals:		7.0	1	1	-	1	11	-	-	2

CAN - Canada	W/L/S	IP	H	R	ER	BB	SO	HR	WP	ILP
MEIER D	L(0,1,0)	4.2	5	8	4	2	1	-	1	-
BAY REGULA L		2.0	-	-	-	2	1	-	-	-
MACKIN R		0.1	1	-	-	-	-	-	-	-
Totals:		7.0	6	8	4	4	2	-	1	-

IBB - USA 0; CAN 2 - BUSTOS C by MEIER D, BUSTOS C by MEIER D
HBP - USA 0; CAN 1 - KRETSCHMAN K by MEIER D



FENGTAI SOFTBALL FIELD
 丰台体育中心垒球场
 TERRAIN DE SOFTBALL DE FENGTAI

FRI 星期五 VEN
 15 AUG 2008
 14:45

SOFTBALL
 垒球 / SOFTBALL

WOMEN
 女子项目 / FEMMES

PRELIMINARIES - GAME 10
 预赛 - 第10场 / ÉLIMINATOIRES - MATCH 10



GAME SUMMARY(BOX SCORE)

比赛成绩统计表 (比赛记录表) / RÉSUMÉ DU MATCH (TABLEAU DÉTAILLÉ)

UMPIRES (HP) WALLER Diane (AUS) (1B) VELDKAMP Rob (NED)
 (2B) GROVE Debbie (AUS) (3B) MAGNANI Gianluca (ITA)

TECHNICAL DELEGATES KONSTANTINIDOU Annie (GRE)

SCORERS HANNELLY Mike (AUS) BUTTSWORTH Carolyn (AUS) HOU Shuanghong (CHN)

LENGTH OF GAME: 2h 05min **ATTENDANCE:** 2200

CONDITIONS: Sunny **TEMPERATURE:** 30C/86F **HUMIDITY:** 33%

Legend:					
1B	First base	2B	Doubles/second base	3B	Triples/third base
AB	At bats	BB	Bases on balls	BK	Balk
CF	Center field	CS	Caught stealing	DH	Designated hitter
E	Errors	ER	Earned runs	GDP	Grounded into double play
HBP	Hit by pitch	HP	Home plate	HR	Home runs
I/O	Reached base on interference or obstruction	IP	Innings pitched	IP	Innings pitched
LF	Left field	LOB	Left on base	P	Pitcher
PH	Pinch hitter	PO	Put outs	Pos	Fielding position
R	Runs	RBI	Runs batted in	RF	Right field
SB	Stolen bases	SF	Sacrifice flies	SH	Sacrifice hits
SS	Shortstop	TP	Triple plays	W	Wins
*	Substitutions			A	Assists
				C	Catcher
				DP	Double plays
				H	Hits
				IBB	Intentional bases on balls
				L	Losses
				PB	Passed balls
				PR	Pinch runner
				S	Saves
				SO	Strike outs
				WP	Wild pitches

1:45 minutes rain delay bottom of the 2nd inning. Game suspended top of 4th inning, completed 15 August



GAME SUMMARY(BOX SCORE)

比赛成绩统计表 (比赛记录表) / RÉSUMÉ DU MATCH (TABLEAU DÉTAILLÉ)

JPN 3 - NED 0

Team	1	2	3	4	5	6	7	R	H	E	LOB
NED	0	0	0	0	0	0	0	0	4	1	5
JPN	2	0	0	0	1	0	x	3	8	0	7

NED - Netherlands	Pos	AB	R	H	RBI	BB	SO	PO	A	E
KOSTERINK S	CF	3	-	-	-	-	2	1	-	-
VONK B	2B	3	-	1	-	-	1	3	2	-
FELLINGER M	DP	2	-	1	-	1	-	-	-	-
KROESEN J	RF	3	-	-	-	-	1	-	-	-
GOUVERNEUR S	SS	3	-	-	-	-	1	1	1	-
KLUIJSKENS K	1B	2	-	-	-	-	1	4	1	-
*de PEINDER D	PH	1	-	1	-	-	-	-	-	-
SMIT M	LF	3	-	1	-	-	1	6	-	1
BOEKEL N	3B	2	-	-	-	-	-	1	3	-
*de VRIES K	PH	1	-	-	-	-	-	-	-	-
VENKER E	C	1	-	-	-	-	-	2	-	-
*TIMMERMANS N	PH	1	-	-	-	-	-	-	-	-
van KAMPEN J	P	-	-	-	-	-	-	-	-	-
Totals:		25	-	4	-	1	7	18	7	1

JPN - Japan	Pos	AB	R	H	RBI	BB	SO	PO	A	E
KARINO A	RF	4	-	-	-	-	-	-	-	-
NISHIYAMA R	SS	3	2	3	-	-	-	2	-	-
YAMADA E	CF	1	1	1	1	-	-	-	-	-
MABUCHI S	LF	3	-	1	1	-	-	-	-	-
SATO R	1B	3	-	1	1	-	-	9	-	-
HIROSE M	3B	1	-	-	-	2	1	1	5	-
ITO S	DP	2	-	-	-	-	1	-	-	-
MINE Y	C	3	-	-	-	-	-	7	-	-
FUJIMOTO M	2B	3	-	2	-	-	-	2	2	-
SAKAI H	P	-	-	-	-	-	-	-	1	-
*EMOTO N	P	-	-	-	-	-	-	-	1	-
Totals:		23	3	8	3	2	2	21	9	-

Top 6th TIMMERMANS N hit for (4) VENKER E
Bottom 6th VENKER E entered as Catcher
Top 7th de PEINDER D hit for (14) KLUIJSKENS K
Top 7th de VRIES K hit for (25) BOEKEL N

Top 7th EMOTO N entered as Pitcher

SH - NED 0; JPN 3 - YAMADA Eri (2), ITO Sachiko

NED - Netherlands	W/L/S	IP	H	R	ER	BB	SO	HR	WP	ILP
van KAMPEN J	L(0,1,0)	6.0	8	3	3	2	2	-	2	1
Totals:		6.0	8	3	3	2	2	-	2	1

JPN - Japan	W/L/S	IP	H	R	ER	BB	SO	HR	WP	ILP
SAKAI H	W(2,0,0)	6.0	3	-	-	1	6	-	-	1
EMOTO N		1.0	1	-	-	-	1	-	-	-
Totals:		7.0	4	-	-	1	7	-	-	1



FENGTAI SOFTBALL FIELD
 丰台体育中心垒球场
 TERRAIN DE SOFTBALL DE FENGTAI

THU 星期四 JEU
 14 AUG 2008
 18:15

SOFTBALL
 垒球 / SOFTBALL

WOMEN
 女子项目 / FEMMES

PRELIMINARIES - GAME 11
 预赛 - 第11场 / ÉLIMINATOIRES - MATCH 11



GAME SUMMARY(BOX SCORE)

比赛成绩统计表 (比赛记录表) / RÉSUMÉ DU MATCH (TABLEAU DÉTAILLÉ)

UMPIRES	(HP) JIA Leiming (CHN)	(1B) MORRISON Nancy (CAN)	
	(2B) PIPHER Greg (CAN)	(3B) PENARROYA Javier (ARG)	
TECHNICAL DELEGATES	LOW Beng Choo (MAS)		
SCORERS	HANNELLY Mike (AUS)	XIE Limei (CHN)	ZHUANG Zi (CHN)
LENGTH OF GAME:	1h 38min	ATTENDANCE:	5600
CONDITIONS:	Cloudy	TEMPERATURE:	21C/69F
		HUMIDITY:	90%

Legend:			
1B	First base	2B	Doubles/second base
AB	At bats	BB	Bases on balls
CF	Center field	CS	Caught stealing
E	Errors	ER	Earned runs
HBP	Hit by pitch	HP	Home plate
I/O	Reached base on interference or obstruction	LOB	Left on base
LF	Left field	PO	Put outs
PH	Pinch hitter	RBI	Runs batted in
R	Runs	SF	Sacrifice flies
SB	Stolen bases	TP	Triple plays
SS	Shortstop	3B	Triples/third base
*	Substitutions	BK	Balk
		DH	Designated hitter
		GDP	Grounded into double play
		HR	Home runs
		IP	Innings pitched
		P	Pitcher
		Pos	Fielding position
		RF	Right field
		SH	Sacrifice hits
		W	Wins
		A	Assists
		C	Catcher
		DP	Double plays
		H	Hits
		IBB	Intentional bases on balls
		L	Losses
		PB	Passed balls
		PR	Pinch runner
		S	Saves
		SO	Strike outs
		WP	Wild pitches



GAME SUMMARY(BOX SCORE)

比赛成绩统计表 (比赛记录表) / RÉSUMÉ DU MATCH (TABLEAU DÉTAILLÉ)

TPE 3 - VEN 0

Team	1	2	3	4	5	6	7	R	H	E	LOB
VEN	0	0	0	0	0	0	0	0	3	2	3
TPE	2	0	0	1	0	0	x	3	6	0	6

VEN - Venezuela	Pos	AB	R	H	RBI	BB	SO	PO	A	E
SOJO Y	CF	3	-	-	-	1	1	-	-	-
SOTO M	1B	3	-	1	-	-	4	-	-	-
FUENMAYOR D	SS	3	-	-	-	1	2	2	1	-
ALICART Y	2B	3	-	-	-	-	2	1	1	-
PEREZ Y	RF	3	-	-	-	-	2	-	-	-
CIRIMELE Z	C	3	-	-	-	2	7	1	-	-
ROJAS R	LF	2	-	1	-	-	-	-	-	-
PIMENTEL J	3B	1	-	1	-	-	-	1	-	-
PUERTAS G	DP	2	-	-	-	1	-	-	-	-
GOMEZ J	P	-	-	-	-	-	-	1	-	-
*BOGADO M	P	-	-	-	-	-	-	-	-	-
Totals:		23	-	3	-	5	18	6	2	-

TPE - Chinese Taipei	Pos	AB	R	H	RBI	BB	SO	PO	A	E
LAI MT	RF	3	1	3	-	-	-	-	-	-
CHEN MY	CF	2	1	-	-	1	-	1	-	-
LO HT	SS	3	-	1	2	-	1	-	3	-
CHIANG HC	C	2	-	-	-	1	-	5	-	-
WEN LH	1B	3	-	-	-	-	2	15	-	-
PAN TH	2B	3	-	-	-	-	1	-	4	-
LU HM	DP	3	1	2	1	-	1	-	-	-
*HSU HL	PR	-	-	-	-	-	-	-	-	-
	DP	-	-	-	-	-	-	-	-	-
HUANG HW	LF	3	-	-	-	-	-	-	-	-
LI CC	3B	3	-	-	-	-	1	-	5	-
WU CY	P	-	-	-	-	-	-	-	1	-
*CHUEH MH	P	-	-	-	-	-	-	-	-	-
Totals:		25	3	6	3	2	6	21	13	-

Bottom 4th BOGADO M entered as Pitcher

Top 5th CHUEH MH entered as Pitcher
Bottom 6th HSU HL ran for (41) LU HM

2B - VEN 0; TPE 1 - LO Hsiao-Ting
HR - VEN 0; TPE 1 - LU HM in 4th, (1 RBI)
SB - VEN 0; TPE 2 - LAI Meng-Ting, CHEN Miao-Yi
CS - VEN 0; TPE 1 - HSU Hsiu-Ling
DP - VEN 0; TPE 1 - WEN Li-Hsiu

VEN - Venezuela	W/L/S	IP	H	R	ER	BB	SO	HR	WP	ILP
GOMEZ J	L(0,2,0)	3.2	5	3	2	2	4	1	-	-
BOGADO M		2.1	1	-	-	-	2	-	-	-
Totals:		6.0	6	3	2	2	6	1	-	-

TPE - Chinese Taipei	W/L/S	IP	H	R	ER	BB	SO	HR	WP	ILP
WU CY	W(1,1,0)	4.1	3	-	-	-	3	-	-	-
CHUEH MH		2.2	-	-	-	-	2	-	-	-
Totals:		7.0	3	-	-	-	5	-	-	-

HBP - VEN 0; TPE 1 - PIMENTEL J by CHUEH MH



FENGTAI SOFTBALL FIELD
 丰台体育中心垒球场
 TERRAIN DE SOFTBALL DE FENGTAI

THU 星期四 JEU
 14 AUG 2008
 20:30

SOFTBALL
 垒球 / SOFTBALL

WOMEN
 女子项目 / FEMMES

PRELIMINARIES - GAME 12
 预赛 - 第12场 / ÉLIMINATOIRES - MATCH 12



GAME SUMMARY(BOX SCORE)

比赛成绩统计表 (比赛记录表) / RÉSUMÉ DU MATCH (TABLEAU DÉTAILLÉ)

UMPIRES (HP) JIA Ali (CHN) (1B) MAGNANI Gianluca (ITA)
 (2B) BISH Lori (USA) (3B) GROVE Debbie (AUS)

TECHNICAL DELEGATES KONSTANTINIDOU Annie (GRE)

SCORERS HANNELLY Mike (AUS) BUTTSWORTH Carolyn (AUS) HOU Shuanghong (CHN)

LENGTH OF GAME: 1h 36min **ATTENDANCE:** 5220

CONDITIONS: Cloudy **TEMPERATURE:** 21C/69F **HUMIDITY:** 87%

Legend:

1B First base	2B Doubles/second base	3B Triples/third base	A Assists
AB At bats	BB Bases on balls	BK Balk	C Catcher
CF Center field	CS Caught stealing	DH Designated hitter	DP Double plays
E Errors	ER Earned runs	GDP Grounded into double play	H Hits
HBP Hit by pitch	HP Home plate	HR Home runs	IBB Intentional bases on balls
I/O Reached base on interference or obstruction	IP Innings pitched	IP Innings pitched	L Losses
LF Left field	LOB Left on base	P Pitcher	PB Passed balls
PH Pinch hitter	PO Put outs	Pos Fielding position	PR Pinch runner
R Runs	RBI Runs batted in	RF Right field	S Saves
SB Stolen bases	SF Sacrifice flies	SH Sacrifice hits	SO Strike outs
SS Shortstop	TP Triple plays	W Wins	WP Wild pitches
* Substitutions			



GAME SUMMARY(BOX SCORE)

CORRECTED

比赛成绩统计表 (比赛记录表) / RÉSUMÉ DU MATCH (TABLEAU DÉTAILLÉ)

CHN 0 - CAN 1

Team	1	2	3	4	5	6	7	R	H	E	LOB
CAN	0	0	0	0	0	1	0	1	3	2	7
CHN	0	0	0	0	0	0	0	0	2	0	6

CAN - Canada	Pos	AB	R	H	RBI	BB	SO	PO	A	E
MATTHEWS M	LF	2	-	-	-	2	-	1	-	-
McLEAN E	3B	3	-	-	-	-	1	-	4	-
YEE J	2B	2	1	2	1	1	-	3	2	-
SALLING J	SS	3	-	-	-	-	2	-	-	2
LAWRICK S	1B	2	-	-	-	1	-	9	-	-
TIMPF M	RF	3	-	-	-	-	3	-	-	-
	DP	-	-	-	-	-	-	-	-	-
RAFTER K	DP	1	-	-	-	-	-	-	-	-
*BRADLEY A	RF	2	-	1	-	-	-	-	-	-
	DP	-	-	-	-	-	-	-	-	-
CUMPSTONE E	C	1	-	-	-	1	-	8	-	-
LEVER C	CF	3	-	-	-	-	1	-	-	-
BAY REGULA L	P	-	-	-	-	-	-	-	4	-
Totals:		22	1	3	1	5	7	21	10	2

CHN - China	Pos	AB	R	H	RBI	BB	SO	PO	A	E
ZHOU Y	CF	3	-	-	-	-	-	-	-	-
YU Y	1B	3	-	-	-	-	2	6	1	-
XIN M	DP	3	-	-	-	-	1	-	-	-
ZHANG A	RF	2	-	1	-	1	-	2	-	-
LI C	SS	3	-	1	-	-	-	1	1	-
GUO J	C	2	-	-	-	1	1	7	-	-
SUN L	2B	3	-	-	-	-	-	2	3	-
TAN Y	3B	3	-	-	-	-	1	-	1	-
ZHANG L	LF	2	-	-	-	-	1	2	-	-
*PAN X	PH	1	-	-	-	-	-	-	-	-
LU W	P	-	-	-	-	-	-	1	1	-
Totals:		25	-	2	-	2	6	21	7	-

Bottom 2nd BRADLEY A entered as Designated Player

Bottom 7th PAN X hit for (11) ZHANG L

2B - CAN 0; CHN 1 - ZHANG Ai

HR - CAN 1 - YEE J in 6th, (1 RBI); CHN 0

SB - CAN 2 - YEE Jennifer, MATTHEWS Melanie; CHN 1 - LI Chunxia

SH - CAN 2 - McLEAN Erin, CUMPSTONE Erin; CHN 0

CAN - Canada	W/L/S	IP	H	R	ER	BB	SO	HR	WP	ILP
BAY REGULA L	W(2,1,0)	7.0	2	-	-	2	6	-	-	-
Totals:		7.0	2	-	-	2	6	-	-	-

CHN - China	W/L/S	IP	H	R	ER	BB	SO	HR	WP	ILP
LU W	L(0,2,0)	7.0	3	1	1	5	7	1	-	2
Totals:		7.0	3	1	1	5	7	1	-	2

IBB - CAN 1 - GUO J by BAY REGULA L; CHN 0



FENGTAI SOFTBALL FIELD
 丰台体育中心垒球场
 TERRAIN DE SOFTBALL DE FENGTAI

FRI 星期五 VEN
 15 AUG 2008
 9:30

SOFTBALL
 垒球 / SOFTBALL

WOMEN
 女子项目 / FEMMES

PRELIMINARIES - GAME 13
 预赛 - 第13场 / ÉLIMINATOIRES - MATCH 13



GAME SUMMARY(BOX SCORE)

CORRECTED

比赛成绩统计表 (比赛记录表) / RÉSUMÉ DU MATCH (TABLEAU DÉTAILLÉ)

UMPIRES (HP) MAGNANI Gianluca (ITA) (1B) BISH Lori (USA)
 (2B) PENARROYA Javier (ARG) (3B) WALLER Diane (AUS)

TECHNICAL DELEGATES LOW Beng Choo (MAS)

SCORERS HANNELLY Mike (AUS) HOU Shuanghong (CHN)

LENGTH OF GAME: 2h 16min

ATTENDANCE: 6000

CONDITIONS: Cloudy

TEMPERATURE: 27C/80F

HUMIDITY: 50%

Legend:

1B First base	2B Doubles/second base	3B Triples/third base	A Assists
AB At bats	BB Bases on balls	BK Balk	C Catcher
CF Center field	CS Caught stealing	DH Designated hitter	DP Double plays
E Errors	ER Earned runs	GDP Grounded into double play	H Hits
HBP Hit by pitch	HP Home plate	HR Home runs	IBB Intentional bases on balls
I/O Reached base on interference or obstruction	IP Innings pitched	IP Innings pitched	L Losses
LF Left field	LOB Left on base	P Pitcher	PB Passed balls
PH Pinch hitter	PO Put outs	Pos Fielding position	PR Pinch runner
R Runs	RBI Runs batted in	RF Right field	S Saves
SB Stolen bases	SF Sacrifice flies	SH Sacrifice hits	SO Strike outs
SS Shortstop	TP Triple plays	W Wins	WP Wild pitches
* Substitutions			

ISF changed 1 Putout for CHN

SOW400913_C73 1.2

Report Created MON 18 AUG 2008 13:07

Page 2/2





GAME SUMMARY(BOX SCORE)

比赛成绩统计表 (比赛记录表) / RÉSUMÉ DU MATCH (TABLEAU DÉTAILLÉ)

JPN 0 - USA 7

Team	1	2	3	4	5	6	7	R	H	E	LOB
USA	4	0	0	3	0			7	9	0	6
JPN	0	0	0	0	0			0	1	1	1

USA - United States	Pos	AB	R	H	RBI	BB	SO	PO	A	E
WATLEY N	SS	4	1	1	1	-	-	1	-	-
LOWE C	CF	3	1	1	-	-	-	1	-	-
MENDOZA J	LF	3	2	2	4	-	-	2	-	-
BUSTOS C	DP	3	2	1	1	-	-	-	-	-
KRETSCHMAN K	RF	3	-	2	1	-	1	1	-	-
DURAN A	3B	1	-	-	-	1	1	1	-	-
*LAPPIN L	PH	1	-	-	-	-	-	-	-	-
NUVEMAN S	C	3	-	-	-	-	2	6	-	-
JUNG L	2B	3	-	1	-	-	-	-	2	-
FLOWERS T	1B	1	1	1	-	2	-	3	-	-
ABBOTT M	P	-	-	-	-	-	-	-	1	-
Totals:		25	7	9	7	3	4	15	3	-

JPN - Japan	Pos	AB	R	H	RBI	BB	SO	PO	A	E
KARINO A	RF	2	-	1	-	-	-	-	-	-
NISHIYAMA R	SS	2	-	-	-	-	-	-	2	1
YAMADA E	CF	2	-	-	-	-	-	-	-	-
MABUCHI S	LF	2	-	-	-	-	1	-	-	-
SATO R	1B	2	-	-	-	-	1	5	-	-
	3B	-	-	-	-	-	-	-	1	-
MISHINA M	2B	2	-	-	-	-	1	1	1	-
HIROSE M	3B	1	-	-	-	-	-	1	2	-
*ITO S	1B	1	-	-	-	-	-	4	-	-
MINE Y	C	-	-	-	-	-	-	-	-	-
*INUI E	C	1	-	-	-	-	1	4	-	-
FUJIMOTO M	DP	1	-	-	-	-	1	-	-	-
EMOTO N	P	-	-	-	-	-	-	-	-	-
*SOMEYA M	P	-	-	-	-	-	-	-	5	-
Totals:		16	-	1	-	-	5	15	11	1

Top 5th LAPPIN L hit for (28) DURAN A
 Bottom 5th DURAN A entered as Third Baseman

Top 1st SOMEYA M entered as Pitcher
 Top 2nd INUI E entered as Catcher

2B - USA 1 - LOWE Caitlin; JPN 0

HR - USA 4 - MENDOZA J in 1st, (2 RBI);WATLEY N in 1st, (1 RBI);MENDOZA J in 4th, (2 RBI);BUSTOS C in 4th, (1 RBI); JPN 0

USA - United States	W/L/S	IP	H	R	ER	BB	SO	HR	WP	ILP
ABBOTT M	W(1,0,0)	5.0	1	-	-	-	5	-	-	-
Totals:		5.0	1	-	-	-	5	-	-	-

JPN - Japan	W/L/S	IP	H	R	ER	BB	SO	HR	WP	ILP
EMOTO N	L(0,1,0)	-	4	4	3	-	-	2	-	-
SOMEYA M		5.0	5	3	3	3	4	2	1	-
Totals:		5.0	9	7	6	3	4	4	1	-

EMOTO N. (JPN) faced 5 batters in the 1st inning



FENGTAI SOFTBALL FIELD
 丰台体育中心垒球场
 TERRAIN DE SOFTBALL DE FENGTAI

FRI 星期五 VEN
 15 AUG 2008
 12:00

SOFTBALL
 垒球 / SOFTBALL

WOMEN
 女子项目 / FEMMES

PRELIMINARIES - GAME 14
 预赛 - 第14场 / ÉLIMINATOIRES - MATCH 14



GAME SUMMARY(BOX SCORE)

比赛成绩统计表 (比赛记录表) / RÉSUMÉ DU MATCH (TABLEAU DÉTAILLÉ)

UMPIRES (HP) TAMAKI Wiremu (NZL) (1B) PIPHER Greg (CAN)
 (2B) MORRISON Nancy (CAN) (3B) JIA Ali (CHN)

TECHNICAL DELEGATES KONSTANTINIDOU Annie (GRE)

SCORERS HANNELLY Mike (AUS) BUTTSWORTH Carolyn (AUS) XIE Limei (CHN)

LENGTH OF GAME: 1h 37min **ATTENDANCE:** 4000

CONDITIONS: Cloudy **TEMPERATURE:** 27C/80F **HUMIDITY:** 50%

Legend:			
1B	First base	2B	Doubles/second base
AB	At bats	BB	Bases on balls
CF	Center field	CS	Caught stealing
E	Errors	ER	Earned runs
HBP	Hit by pitch	HP	Home plate
I/O	Reached base on interference or obstruction	IP	Innings pitched
LF	Left field	LOB	Left on base
PH	Pinch hitter	PO	Put outs
R	Runs	RBI	Runs batted in
SB	Stolen bases	SF	Sacrifice flies
SS	Shortstop	TP	Triple plays
*	Substitutions	3B	Triples/third base
		BK	Balk
		DH	Designated hitter
		GDP	Grounded into double play
		HR	Home runs
		P	Pitcher
		Pos	Fielding position
		RF	Right field
		SH	Sacrifice hits
		W	Wins
		A	Assists
		C	Catcher
		DP	Double plays
		H	Hits
		IBB	Intentional bases on balls
		L	Losses
		PB	Passed balls
		PR	Pinch runner
		S	Saves
		SO	Strike outs
		WP	Wild pitches

EMOTO N. (JPN) faced 5 batters in the 1st inning

SOW400914_C73 1.0

Report Created FRI 15 AUG 2008 14:06

Page 2/2





GAME SUMMARY(BOX SCORE)

比赛成绩统计表 (比赛记录表) / RÉSUMÉ DU MATCH (TABLEAU DÉTAILLÉ)

TPE 1 - AUS 3

Team	1	2	3	4	5	6	7	R	H	E	LOB
AUS	0	0	0	0	2	1	0	3	5	0	5
TPE	1	0	0	0	0	0	0	1	5	0	6

AUS - Australia	Pos	AB	R	H	RBI	BB	SO	PO	A	E
MORROW S	LF	4	-	-	-	-	1	-	-	-
CRONK K	RF	3	-	-	-	-	2	-	-	-
*STEWART D	PH	1	-	-	-	-	-	-	-	-
PORTER S	3B	2	1	-	1	1	2	1	-	-
LEWIS S	2B	3	-	1	-	-	4	2	-	-
TITCUME N	DP	2	1	1	1	-	-	-	-	-
WARD N	SS	3	1	2	2	-	-	-	-	-
MOSLEY T	C	3	-	-	-	-	1	-	-	-
BOWERING J	1B	3	-	1	-	1	10	1	-	-
WRIGHT B	CF	1	-	-	1	-	1	-	-	-
SMETHURST J	P	-	-	-	-	-	-	1	-	-
*HARDIE K	P	-	-	-	-	-	-	2	-	-
Totals:		25	3	5	3	3	21	7	-	-

TPE - Chinese Taipei	Pos	AB	R	H	RBI	BB	SO	PO	A	E
LAI MT	RF	3	1	-	1	-	1	-	-	-
CHEN MY	CF	3	-	-	-	-	1	-	-	-
LO HT	SS	3	-	1	-	-	1	1	5	-
LU HM	DP	2	-	-	-	1	-	-	-	-
CHIANG HC	C	3	-	2	1	-	-	2	-	-
PAN TH	2B	3	-	1	-	-	-	2	3	-
WEN LH	1B	3	-	-	-	-	-	11	-	-
HSU HL	3B	3	-	1	-	-	-	-	2	-
LI CC	LF	3	-	-	-	-	-	2	-	-
LAI SJ	P	-	-	-	-	-	-	1	1	-
**CHUEH MH	P	-	-	-	-	-	-	-	-	-
*WU CY	P	-	-	-	-	-	-	-	-	-
Totals:		26	1	5	1	2	1	21	11	-

Bottom 4th HARDIE K entered as Pitcher
Top 7th STEWART D hit for (18) CRONK K
Bottom 7th CRONK K entered as Right Fielder

Top 5th CHUEH MH entered as Pitcher
Top 6th WU CY entered as Pitcher

2B - AUS 1 - WARD Natalie; TPE 1 - CHIANG Hui-Chuan
HR - AUS 2 - WARD N in 5th, (1 RBI); TITCUME N in 5th, (1 RBI); TPE 0
SH - AUS 1 - WRIGHT Belinda; TPE 0

AUS - Australia	W/L/S	IP	H	R	ER	BB	SO	HR	WP	ILP
SMETHURST J		3.0	4	1	1	2	-	-	-	-
HARDIE K		W(1,0,0)	4.0	1	-	-	1	-	-	-
Totals:		7.0	5	1	1	2	1	-	-	-

TPE - Chinese Taipei	W/L/S	IP	H	R	ER	BB	SO	HR	WP	ILP
LAI SJ		L(0,2,0)	4.0	3	2	2	-	2	2	-
CHUEH MH		1.2	-	1	1	3	-	-	-	-
WU CY		1.1	2	-	-	-	-	-	-	-
Totals:		7.0	5	3	3	3	2	2	-	-



FENGTAI SOFTBALL FIELD
 丰台体育中心垒球场
 TERRAIN DE SOFTBALL DE FENGTAI

FRI 星期五 VEN
 15 AUG 2008
 17:00

SOFTBALL
 垒球 / SOFTBALL

WOMEN
 女子项目 / FEMMES

PRELIMINARIES - GAME 15
 预赛 - 第15场 / ÉLIMINATOIRES - MATCH 15



GAME SUMMARY(BOX SCORE)

比赛成绩统计表 (比赛记录表) / RÉSUMÉ DU MATCH (TABLEAU DÉTAILLÉ)

UMPIRES (HP) STOELTING Traci (USA) (1B) JIA Leiming (CHN)
 (2B) VELDKAMP Rob (NED) (3B) PENARROYA Javier (ARG)

TECHNICAL DELEGATES LOW Beng Choo (MAS)

SCORERS HANNELLY Mike (AUS) XIE Limei (CHN) ZHUANG Zi (CHN)

LENGTH OF GAME: 1h 50min **ATTENDANCE:** 6000

CONDITIONS: Sunny **TEMPERATURE:** 30C/86F **HUMIDITY:** 28%

Legend:			
1B	First base	2B	Doubles/second base
AB	At bats	BB	Bases on balls
CF	Center field	CS	Caught stealing
E	Errors	ER	Earned runs
HBP	Hit by pitch	HP	Home plate
I/O	Reached base on interference or obstruction	LOB	Left on base
LF	Left field	PO	Put outs
PH	Pinch hitter	RBI	Runs batted in
R	Runs	SF	Sacrifice flies
SB	Stolen bases	TP	Triple plays
SS	Shortstop	3B	Triples/third base
*	Substitutions	BK	Balk
		DH	Designated hitter
		GDP	Grounded into double play
		HR	Home runs
		IP	Innings pitched
		P	Pitcher
		Pos	Fielding position
		RF	Right field
		SH	Sacrifice hits
		W	Wins
		A	Assists
		C	Catcher
		DP	Double plays
		H	Hits
		IBB	Intentional bases on balls
		L	Losses
		PB	Passed balls
		PR	Pinch runner
		S	Saves
		SO	Strike outs
		WP	Wild pitches



GAME SUMMARY(BOX SCORE)

比赛成绩统计表 (比赛记录表) / RÉSUMÉ DU MATCH (TABLEAU DÉTAILLÉ)

VEN 8 - NED 0

Team	1	2	3	4	5	6	7	R	H	E	LOB
NED	0	0	0	0	0			0	1	0	2
VEN	3	3	0	2	x			8	7	0	4

NED - Netherlands	Pos	AB	R	H	RBI	BB	SO	PO	A	E
KOSTERINK S	CF	2	-	-	-	-	1	2	-	-
VONK B	2B	2	-	-	-	-	-	-	1	-
*van HEIJST P	2B	-	-	-	-	-	-	-	-	-
FELLINGER M	DP	2	-	1	-	-	-	-	-	-
KROESEN J	RF	2	-	-	-	-	-	-	-	-
de VRIES K	P	1	-	-	-	-	-	-	-	-
*de PEINDER D	3B	-	-	-	-	1	-	-	-	-
GOUVERNEUR S	SS	2	-	-	-	-	1	-	3	-
SMIT M	LF	2	-	-	-	-	1	1	-	-
KLUJJSKENS K	1B	2	-	-	-	-	-	4	-	-
VENKER E	C	1	-	-	-	-	-	3	-	-
BOEKEL N	3B	-	-	-	-	-	-	2	-	-
*van KAMPEN J	P	-	-	-	-	-	-	-	-	-
Totals:		16	-	1	-	1	3	12	4	-

VEN - Venezuela	Pos	AB	R	H	RBI	BB	SO	PO	A	E
SOTO M	1B	3	1	1	-	-	-	5	-	-
SOJO Y	CF	1	2	-	-	2	-	2	-	-
FUENMAYOR D	SS	3	2	2	-	-	1	3	1	-
ROJAS R	LF	1	2	1	1	1	-	-	-	-
PUERTAS G	DP	3	-	2	4	-	-	-	-	-
PIMENTEL J	3B	3	-	1	3	-	-	-	-	-
RIERA M	RF	2	-	-	-	-	1	-	-	-
MUJICA B	2B	2	-	-	-	-	-	2	3	-
RODRIGUEZ M	C	1	1	-	-	-	-	3	-	-
BOGADO M	P	-	-	-	-	-	-	-	2	-
Totals:		19	8	7	8	3	2	15	6	-

Bottom 4th van HEIJST P entered as Second Baseman

2B - NED 0; VEN 2 - ROJAS Rubilena, PIMENTEL Jineth

NED - Netherlands	W/L/S	IP	H	R	ER	BB	SO	HR	WP	ILP
de VRIES K	L(0,3,0)	3.2	7	8	8	3	2	-	-	-
van KAMPEN J		0.1	-	-	-	-	-	-	-	-
Totals:		4.0	7	8	8	3	2	-	-	-

VEN - Venezuela	W/L/S	IP	H	R	ER	BB	SO	HR	WP	ILP
BOGADO M	W(1,1,0)	5.0	1	-	-	1	3	-	-	-
Totals:		5.0	1	-	-	1	3	-	-	-

HBP - NED 2 - ROJAS R by de VRIES K, RODRIGUEZ M by de VRIES K; VEN 0



FENGTAI SOFTBALL FIELD
 丰台体育中心垒球场
 TERRAIN DE SOFTBALL DE FENGTAI

FRI 星期五 VEN
 15 AUG 2008
 19:30

SOFTBALL
 垒球 / SOFTBALL

WOMEN
 女子项目 / FEMMES

PRELIMINARIES - GAME 16
 预赛 - 第16场 / ÉLIMINATOIRES - MATCH 16



GAME SUMMARY(BOX SCORE)

比赛成绩统计表 (比赛记录表) / RÉSUMÉ DU MATCH (TABLEAU DÉTAILLÉ)

UMPIRES (HP) GROVE Debbie (AUS) (1B) MORRISON Nancy (CAN)
 (2B) JIA Ali (CHN) (3B) PIPHER Greg (CAN)

TECHNICAL DELEGATES KONSTANTINIDOU Annie (GRE)

SCORERS HANNELLY Mike (AUS) LIU Juan (CHN) WANG Tommy (TPE)

LENGTH OF GAME: 1h 07min **ATTENDANCE:** 5500

CONDITIONS: Sunny **TEMPERATURE:** 29C/84F **HUMIDITY:** 33%

Legend:

1B First base	2B Doubles/second base	3B Triples/third base	A Assists
AB At bats	BB Bases on balls	BK Balk	C Catcher
CF Center field	CS Caught stealing	DH Designated hitter	DP Double plays
E Errors	ER Earned runs	GDP Grounded into double play	H Hits
HBP Hit by pitch	HP Home plate	HR Home runs	IBB Intentional bases on balls
I/O Reached base on interference or obstruction	IP Innings pitched	IP Innings pitched	L Losses
LF Left field	LOB Left on base	P Pitcher	PB Passed balls
PH Pinch hitter	PO Put outs	Pos Fielding position	PR Pinch runner
R Runs	RBI Runs batted in	RF Right field	S Saves
SB Stolen bases	SF Sacrifice flies	SH Sacrifice hits	SO Strike outs
SS Shortstop	TP Triple plays	W Wins	WP Wild pitches
* Substitutions			



GAME SUMMARY(BOX SCORE)

比赛成绩统计表 (比赛记录表) / RÉSUMÉ DU MATCH (TABLEAU DÉTAILLÉ)

CHN 0 - JPN 3

Team	1	2	3	4	5	6	7	R	H	E	LOB
JPN	0	0	3	0	0	0	0	3	2	0	9
CHN	0	0	0	0	0	0	0	0	6	2	2

JPN - Japan	Pos	AB	R	H	RBI	BB	SO	PO	A	E
KARINO A	RF	3	-	1	-	1	2	1	-	-
NISHIYAMA R	SS	2	1	-	-	1	-	1	3	-
YAMADA E	CF	2	-	-	-	1	-	2	-	-
MABUCHI S	LF	4	1	-	-	-	1	-	-	-
SATO R	1B	2	1	1	3	1	-	5	-	-
MISHINA M	2B	3	-	-	-	1	1	5	2	-
HIROSE M	3B	2	-	-	-	-	-	-	1	-
MINE Y	C	3	-	-	-	-	2	6	1	-
*INUI E	C	-	-	-	-	-	-	-	-	-
FUJIMOTO M	DP	3	-	-	-	-	-	-	-	-
UENO Y	P	-	-	-	-	-	-	-	1	-
*SAKAI H	P	-	-	-	-	-	-	-	-	-
Totals:		24	3	2	3	5	5	21	9	-

CHN - China	Pos	AB	R	H	RBI	BB	SO	PO	A	E
ZHOU Y	CF	3	-	1	-	-	-	4	-	-
YU Y	1B	3	-	-	-	-	2	3	2	-
LI C	SS	3	-	2	-	-	1	1	-	-
ZHANG A	RF	3	-	-	-	-	1	1	-	-
XIN M	DP	3	-	-	-	-	1	-	-	-
GUO J	C	2	-	-	-	-	-	5	1	-
SUN L	2B	2	-	-	-	-	1	4	1	2
TAN Y	3B	2	-	2	-	-	-	2	1	-
ZHANG L	LF	1	-	-	-	-	-	1	-	-
*WU D	PH	1	-	1	-	-	-	-	-	-
LU W	P	-	-	-	-	-	-	-	1	-
*LI Q	P	-	-	-	-	-	-	-	-	-
Totals:		23	-	6	-	-	6	21	6	2

Bottom 7th SAKAI H entered as Pitcher
Bottom 7th INUI E entered as Catcher

Top 4th LI Q entered as Pitcher
Bottom 6th WU D hit for (11) ZHANG L
Top 7th ZHANG L entered as Left Fielder

2B - JPN 1 - KARINO Ayumi; CHN 0

HR - JPN 1 - SATO R in 3rd, (3 RBI); CHN 0

SB - JPN 2 - YAMADA Eri, MABUCHI Satoko; CHN 1 - YU Yanhong

CS - JPN 0; CHN 1 - TAN Ying

SH - JPN 2 - NISHIYAMA Rei, YAMADA Eri; CHN 0

GDP - JPN 0; CHN 1 - ZHOU Yi

DP - JPN 3 - NISHIYAMA Rei, SATO Rie (3), UENO Yukiko, KARINO Ayumi, MISHINA Masumi; CHN 0

JPN - Japan	W/L/S	IP	H	R	ER	BB	SO	HR	WP	ILP
UENO Y	W(2,0,0)	6.0	5	-	-	-	6	-	-	-
SAKAI H		1.0	1	-	-	-	-	-	-	-
Totals:		7.0	6	-	-	-	6	-	-	-

CHN - China	W/L/S	IP	H	R	ER	BB	SO	HR	WP	ILP
LU W	L(1,2,0)	3.0	1	3	-	3	1	1	-	-
LI Q		4.0	1	-	-	2	4	-	-	-
Totals:		7.0	2	3	-	5	5	1	-	-

HBP - JPN 0; CHN 2 - SATO R by LI Q, HIROSE M by LI Q



FENGTAI SOFTBALL FIELD
 丰台体育中心垒球场
 TERRAIN DE SOFTBALL DE FENGTAI

SAT 星期六 SAM
 16 AUG 2008
 9:30

SOFTBALL
 垒球 / SOFTBALL

WOMEN
 女子项目 / FEMMES

PRELIMINARIES - GAME 17
 预赛 - 第17场 / ÉLIMINATOIRES - MATCH 17



GAME SUMMARY(BOX SCORE)

比赛成绩统计表 (比赛记录表) / RÉSUMÉ DU MATCH (TABLEAU DÉTAILLÉ)

UMPIRES (HP) MORRISON Nancy (CAN) (1B) TAMAKI Wiremu (NZL)
 (2B) GROVE Debbie (AUS) (3B) VELDKAMP Rob (NED)

TECHNICAL DELEGATES LOW Beng Choo (MAS)

SCORERS HANNELLY Mike (AUS) BUTTSWORTH Carolyn (AUS) HOU Shuanghong (CHN)

LENGTH OF GAME: 2h 12min **ATTENDANCE:** 6800

CONDITIONS: Sunny **TEMPERATURE:** 25C/77F **HUMIDITY:** 60%

Legend:			
1B	First base	2B	Doubles/second base
AB	At bats	BB	Bases on balls
CF	Center field	CS	Caught stealing
E	Errors	ER	Earned runs
HBP	Hit by pitch	HP	Home plate
I/O	Reached base on interference or obstruction	LOB	Left on base
LF	Left field	PO	Put outs
PH	Pinch hitter	RBI	Runs batted in
R	Runs	SF	Sacrifice flies
SB	Stolen bases	TP	Triple plays
SS	Shortstop	3B	Triples/third base
*	Substitutions	BK	Balk
		DH	Designated hitter
		GDP	Grounded into double play
		HR	Home runs
		IP	Innings pitched
		P	Pitcher
		Pos	Fielding position
		RF	Right field
		SH	Sacrifice hits
		W	Wins
		A	Assists
		C	Catcher
		DP	Double plays
		H	Hits
		IBB	Intentional bases on balls
		L	Losses
		PB	Passed balls
		PR	Pinch runner
		S	Saves
		SO	Strike outs
		WP	Wild pitches



GAME SUMMARY(BOX SCORE)

比赛成绩统计表 (比赛记录表) / RÉSUMÉ DU MATCH (TABLEAU DÉTAILLÉ)

USA 7 - TPE 0

Team	1	2	3	4	5	6	7	R	H	E	LOB
TPE	0	0	0	0	0			0	2	1	4
USA	1	0	5	1	x			7	10	0	7

TPE - Chinese Taipei	Pos	AB	R	H	RBI	BB	SO	PO	A	E
LAI MT	RF	2	-	-	-	-	2	2	-	-
CHEN MY	CF	2	-	-	-	-	1	-	-	-
LO HT	SS	2	-	1	-	-	1	1	1	-
CHIANG HC	DP	2	-	-	-	-	2	-	-	-
WEN LH	1B	2	-	-	-	-	5	-	1	-
PAN TH	2B	2	-	-	-	-	1	3	-	-
HUANG HW	LF	1	-	-	-	1	3	-	-	-
TUNG YC	C	2	-	-	-	-	-	-	-	-
LI CC	3B	1	-	1	-	-	-	-	2	-
LIN SH	P	-	-	-	-	-	-	-	-	-
Totals:		16	-	2	-	1	6	12	6	1

USA - United States	Pos	AB	R	H	RBI	BB	SO	PO	A	E
WATLEY N	SS	2	-	1	-	1	-	2	1	-
LOWE C	CF	2	1	-	-	1	-	-	-	-
MENDOZA J	LF	3	1	2	2	-	-	1	-	-
BUSTOS C	DP	3	1	2	-	-	-	-	-	-
KRETSCHMAN K	RF	2	1	1	-	-	-	-	-	-
*GALINDO V	2B	1	1	1	-	-	-	2	-	-
DURAN A	3B	2	1	-	-	1	-	-	1	-
LAPPIN L	C	2	-	1	2	-	-	4	2	-
JUNG L	2B	2	1	2	2	-	-	1	1	-
*BERG L	RF	1	-	-	-	-	-	-	-	-
FLOWERS T	1B	2	-	-	-	-	-	5	-	-
FINCH J	P	-	-	-	-	-	-	-	1	-
Totals:		22	7	10	6	3	-	15	6	-

2B - TPE 0; USA 2 - JUNG Lovieanne, MENDOZA Jessica

HR - TPE 0; USA 1 - MENDOZA J in 3rd, (1 RBI)

SB - TPE 0; USA 1 - LOWE Caitlin

SH - TPE 1 - LAI Meng-Ting; USA 0

SF - TPE 0; USA 1 - LAPPIN Lauren

TPE - Chinese Taipei	W/L/S	IP	H	R	ER	BB	SO	HR	WP	ILP
LIN SH	L(0,1,0)	4.0	10	7	6	3	-	1	-	-
Totals:		4.0	10	7	6	3	-	1	-	-

USA - United States	W/L/S	IP	H	R	ER	BB	SO	HR	WP	ILP
FINCH J	W(2,0,0)	5.0	2	-	-	1	6	-	-	-
Totals:		5.0	2	-	-	1	6	-	-	-

HBP - TPE 0; USA 1 - LI CC by FINCH J



FENGTAI SOFTBALL FIELD
 丰台体育中心垒球场
 TERRAIN DE SOFTBALL DE FENGTAI

SAT 星期六 SAM
 16 AUG 2008
 12:00

SOFTBALL
 垒球 / SOFTBALL

WOMEN
 女子项目 / FEMMES

PRELIMINARIES - GAME 18
 预赛 - 第18场 / ÉLIMINATOIRES - MATCH 18



GAME SUMMARY(BOX SCORE)

比赛成绩统计表 (比赛记录表) / RÉSUMÉ DU MATCH (TABLEAU DÉTAILLÉ)

UMPIRES	(HP) PIPHER Greg (CAN)	(1B) MAGNANI Gianluca (ITA)	
	(2B) WALLER Diane (AUS)	(3B) JIA Leiming (CHN)	
TECHNICAL DELEGATES	KONSTANTINIDOU Annie (GRE)		
SCORERS	HANNELLY Mike (AUS)	LIU Juan (CHN)	ZHUANG Zi (CHN)
LENGTH OF GAME:	1h 29min	ATTENDANCE:	6800
CONDITIONS:	Partly cloudy	TEMPERATURE:	30C/86F
		HUMIDITY:	34%

Legend:

1B First base	2B Doubles/second base	3B Triples/third base	A Assists
AB At bats	BB Bases on balls	BK Balk	C Catcher
CF Center field	CS Caught stealing	DH Designated hitter	DP Double plays
E Errors	ER Earned runs	GDP Grounded into double play	H Hits
HBP Hit by pitch	HP Home plate	HR Home runs	IBB Intentional bases on balls
I/O Reached base on interference or obstruction		IP Innings pitched	L Losses
LF Left field	LOB Left on base	P Pitcher	PB Passed balls
PH Pinch hitter	PO Put outs	Pos Fielding position	PR Pinch runner
R Runs	RBI Runs batted in	RF Right field	S Saves
SB Stolen bases	SF Sacrifice flies	SH Sacrifice hits	SO Strike outs
SS Shortstop	TP Triple plays	W Wins	WP Wild pitches
* Substitutions			



GAME SUMMARY(BOX SCORE)

比赛成绩统计表 (比赛记录表) / RÉSUMÉ DU MATCH (TABLEAU DÉTAILLÉ)

NED 0 - AUS 8

Team	1	2	3	4	5	6	7	R	H	E	LOB
AUS	0	2	0	2	0	0	4	8	7	0	4
NED	0	0	0	0	0	0	0	0	1	2	2

AUS - Australia	Pos	AB	R	H	RBI	BB	SO	PO	A	E
MORROW S	RF	3	2	2	2	1	-	-	-	-
WYBORN K	LF	3	1	1	1	-	1	2	-	-
PORTER S	3B	3	1	1	-	1	-	1	1	-
LEWIS S	2B	3	1	1	3	-	-	1	1	-
TITCUME N	C	4	-	-	-	-	1	8	1	-
WARD N	SS	4	-	-	-	-	2	1	2	-
BOWERING J	1B	2	2	1	-	1	-	7	-	-
STEWART D	DP	1	1	-	-	1	-	-	-	-
WRIGHT B	CF	3	-	1	1	-	-	1	-	-
SMETHURST J	P	-	-	-	-	-	-	-	2	-
Totals:		26	8	7	7	4	4	21	7	-

NED - Netherlands	Pos	AB	R	H	RBI	BB	SO	PO	A	E
KOSTERINK S	CF	3	-	-	-	-	2	4	-	-
KLUIJSKENS K	1B	3	-	1	-	-	1	5	-	-
FELLINGER M	LF	3	-	-	-	-	2	2	-	-
de VRIES K	DP	3	-	-	-	-	-	-	-	-
	P	-	-	-	-	-	-	-	-	-
van KAMPEN J	P	-	-	-	-	-	-	-	2	-
GOVERNEUR S	SS	3	-	-	-	-	2	1	1	2
van HEIJST P	2B	2	-	-	-	-	1	4	2	-
TIMMERMANS N	C	2	-	-	-	-	-	4	1	-
KROESEN J	RF	1	-	-	-	-	-	-	-	-
*SMIT M	PR	-	-	-	-	-	-	-	-	-
	RF	-	-	-	-	-	-	-	-	-
de PEINDER D	3B	2	-	-	-	-	1	1	2	-
**SOUMERU R	P	-	-	-	-	-	-	-	-	-
Totals:		22	-	1	-	-	9	21	8	2

Top 4th SOUMERU R entered as Pitcher
 Bottom 6th SMIT M ran for (17) KROESEN J
 Top 7th van KAMPEN J entered as Pitcher

2B - AUS 4 - BOWERING Jodie, WYBORN Kerry, WRIGHT Belinda, MORROW Simone; NED 0

HR - AUS 2 - MORROW S in 4th, (2 RBI); LEWIS S in 7th, (3 RBI); NED 0

SB - AUS 1 - MORROW Simone; NED 0

CS - AUS 1 - LEWIS Sandy; NED 0

SH - AUS 3 - STEWART Danielle, WYBORN Kerry, LEWIS Sandy; NED 0

AUS - Australia	W/L/S	IP	H	R	ER	BB	SO	HR	WP	ILP
SMETHURST J	W(1,0,0)	7.0	1	-	-	-	9	-	-	-
Totals:		7.0	1	-	-	-	9	-	-	-

NED - Netherlands	W/L/S	IP	H	R	ER	BB	SO	HR	WP	ILP
van KAMPEN J	L(0,2,0)	4.1	4	4	3	3	3	1	-	-
SOUMERU R		2.2	2	2	2	-	1	-	-	-
de VRIES K		-	1	2	2	1	-	1	1	-
Totals:		7.0	7	8	7	4	4	2	1	-

HBP - AUS 1 - KROESEN J by SMETHURST J; NED 0



FENGTAI SOFTBALL FIELD
 丰台体育中心垒球场
 TERRAIN DE SOFTBALL DE FENGTAI

SAT 星期六 SAM
 16 AUG 2008
 17:00

SOFTBALL
 垒球 / SOFTBALL

WOMEN
 女子项目 / FEMMES

PRELIMINARIES - GAME 19
 预赛 - 第19场 / ÉLIMINATOIRES - MATCH 19



GAME SUMMARY(BOX SCORE)

比赛成绩统计表 (比赛记录表) / RÉSUMÉ DU MATCH (TABLEAU DÉTAILLÉ)

UMPIRES (HP) JIA Ali (CHN) (1B) STOELTING Traci (USA)
 (2B) TAMAKI Wiremu (NZL) (3B) BISH Lori (USA)

TECHNICAL DELEGATES LOW Beng Choo (MAS)

SCORERS HANNELLY Mike (AUS) LIU Juan (CHN) ZHUANG Zi (CHN)

LENGTH OF GAME: 1h 42min **ATTENDANCE:** 5300

CONDITIONS: Partly cloudy **TEMPERATURE:** 30C/86F **HUMIDITY:** 28%

Legend:

1B First base	2B Doubles/second base	3B Triples/third base	A Assists
AB At bats	BB Bases on balls	BK Balk	C Catcher
CF Center field	CS Caught stealing	DH Designated hitter	DP Double plays
E Errors	ER Earned runs	GDP Grounded into double play	H Hits
HBP Hit by pitch	HP Home plate	HR Home runs	IBB Intentional bases on balls
I/O Reached base on interference or obstruction	IP Innings pitched	IP Innings pitched	L Losses
LF Left field	LOB Left on base	P Pitcher	PB Passed balls
PH Pinch hitter	PO Put outs	Pos Fielding position	PR Pinch runner
R Runs	RBI Runs batted in	RF Right field	S Saves
SB Stolen bases	SF Sacrifice flies	SH Sacrifice hits	SO Strike outs
SS Shortstop	TP Triple plays	W Wins	WP Wild pitches
* Substitutions			



GAME SUMMARY(BOX SCORE)

CORRECTED

比赛成绩统计表 (比赛记录表) / RÉSUMÉ DU MATCH (TABLEAU DÉTAILLÉ)

CAN 0 - VEN 2

Team	1	2	3	4	5	6	7	R	H	E	LOB
VEN	1	0	0	1	0	0	0	2	4	0	1
CAN	0	0	0	0	0	0	0	0	5	0	5

VEN - Venezuela	Pos	AB	R	H	RBI	BB	SO	PO	A	E
SOTO M	1B	2	1	-	-	-	1	9	-	-
SOJO Y	CF	1	-	-	-	-	-	-	-	-
*CIRIMELE Z	PH	1	-	-	-	-	1	-	-	-
FUENMAYOR D	SS	3	-	1	1	-	1	2	1	-
ROJAS R	LF	3	-	1	-	-	1	2	-	-
*RIERA M	LF	-	-	-	-	-	-	-	-	-
ALICART Y	2B	3	1	2	1	-	1	6	5	-
PUERTAS G	DP	3	-	-	-	-	1	-	-	-
PEREZ Y	RF	2	-	-	-	-	2	-	-	-
PIMENTEL J	3B	2	-	-	-	-	-	-	2	-
RODRIGUEZ M	C	2	-	-	-	-	1	2	-	-
BOGADO M	P	-	-	-	-	-	-	-	2	-
Totals:		22	2	4	2	-	9	21	10	-

CAN - Canada	Pos	AB	R	H	RBI	BB	SO	PO	A	E
MATTHEWS M	LF	3	-	1	-	-	-	-	1	-
LEVER C	CF	3	-	1	-	-	-	2	-	-
YEE J	2B	3	-	1	-	-	-	3	1	-
SALLING J	SS	1	-	1	-	1	-	2	2	-
LAWRICK S	1B	3	-	1	-	-	-	6	1	-
*MARIN N	PR	-	-	-	-	-	-	-	-	-
TIMPF M	RF	3	-	-	-	-	-	-	-	-
	DP	-	-	-	-	-	-	-	-	-
RAFTER K	DP	2	-	-	-	-	-	-	-	-
**BRADLEY A	RF	1	-	-	-	-	-	-	-	-
CUMPSTONE E	C	3	-	-	-	-	1	8	2	-
McLEAN E	3B	2	-	-	-	-	-	-	-	-
LAWRIE D	P	-	-	-	-	-	-	-	1	-
Totals:		24	-	5	-	1	1	21	8	-

Top 6th CIRIMELE Z hit for (11) SOJO Y
 Bottom 6th SOJO Y entered as Center Fielder
 Bottom 7th RIERA M entered as Left Fielder

Bottom 7th MARIN N ran for (4) LAWRICK S
 Bottom 7th RAFTER K entered as Designated Player

HR - VEN 1 - ALICART Y in 4th, (1 RBI); CAN 0
 SB - VEN 0; CAN 1 - LEVER Caitlin
 SH - VEN 1 - SOJO Yaicey; CAN 1 - SALLING Jennifer
 GDP - VEN 0; CAN 1 - YEE Jennifer
 DP - VEN 1 - SOTO Maria, ALICART Yuruby; CAN 0

VEN - Venezuela	W/L/S	IP	H	R	ER	BB	SO	HR	WP	ILP
BOGADO M	W(2,1,0)	7.0	5	-	-	1	1	-	-	-
Totals:		7.0	5	-	-	1	1	-	-	-

CAN - Canada	W/L/S	IP	H	R	ER	BB	SO	HR	WP	ILP
LAWRIE D	L(1,1,0)	7.0	4	2	2	-	9	1	-	-
Totals:		7.0	4	2	2	-	9	1	-	-

HBP - VEN 0; CAN 1 - SOTO M by LAWRIE D



FENGTAI SOFTBALL FIELD
 丰台体育中心垒球场
 TERRAIN DE SOFTBALL DE FENGTAI

SAT 星期六 SAM
 16 AUG 2008
 19:30

SOFTBALL
 垒球 / SOFTBALL

WOMEN
 女子项目 / FEMMES

PRELIMINARIES - GAME 20
 预赛 - 第20场 / ÉLIMINATOIRES - MATCH 20



GAME SUMMARY(BOX SCORE)

CORRECTED

比赛成绩统计表 (比赛记录表) / RÉSUMÉ DU MATCH (TABLEAU DÉTAILLÉ)

UMPIRES (HP) PENARROYA Javier (ARG) (1B) VELDKAMP Rob (NED)
 (2B) JIA Leiming (CHN) (3B) MAGNANI Gianluca (ITA)

TECHNICAL DELEGATES KONSTANTINIDOU Annie (GRE)

SCORERS HANNELLY Mike (AUS) WANG Tommy (TPE) XIE Limei (CHN)

LENGTH OF GAME: 1h 45min **ATTENDANCE:** 6300

CONDITIONS: Partly cloudy **TEMPERATURE:** 28C/82F **HUMIDITY:** 32%

Legend:					
1B	First base	2B	Doubles/second base	3B	Triples/third base
AB	At bats	BB	Bases on balls	BK	Balk
CF	Center field	CS	Caught stealing	DH	Designated hitter
E	Errors	ER	Earned runs	GDP	Grounded into double play
HBP	Hit by pitch	HP	Home plate	HR	Home runs
I/O	Reached base on interference or obstruction	IP	Innings pitched	IP	Innings pitched
LF	Left field	LOB	Left on base	P	Pitcher
PH	Pinch hitter	PO	Put outs	Pos	Fielding position
R	Runs	RBI	Runs batted in	RF	Right field
SB	Stolen bases	SF	Sacrifice flies	SH	Sacrifice hits
SS	Shortstop	TP	Triple plays	W	Wins
*	Substitutions			A	Assists
				C	Catcher
				DP	Double plays
				H	Hits
				IBB	Intentional bases on balls
				L	Losses
				PB	Passed balls
				PR	Pinch runner
				S	Saves
				SO	Strike outs
				WP	Wild pitches



GAME SUMMARY(BOX SCORE)

比赛成绩统计表 (比赛记录表) / RÉSUMÉ DU MATCH (TABLEAU DÉTAILLÉ)

CHN 1 - TPE 2

Team	1	2	3	4	5	6	7	R	H	E	LOB
TPE	1	0	0	1	0	0	0	2	6	1	4
CHN	0	1	0	0	0	0	0	1	5	1	5

TPE - Chinese Taipei	Pos	AB	R	H	RBI	BB	SO	PO	A	E
LAI MT	RF	3	-	1	-	-	2	-	-	-
CHEN MY	CF	3	-	-	-	-	2	1	-	-
LO HT	SS	3	1	1	-	-	1	3	4	-
CHIANG HC	C	3	1	2	1	-	1	2	-	-
LU HM	DP	2	-	1	1	-	-	-	-	-
*HUANG HW	PR	-	-	-	-	-	-	-	-	-
WEN LH	1B	3	-	-	-	-	7	1	-	-
LI CC	LF	3	-	-	-	-	2	1	-	-
PAN TH	2B	3	-	1	-	-	6	-	1	-
HSU HL	3B	2	-	-	-	-	1	1	4	-
WU CY	P	-	-	-	-	-	-	-	1	-
*CHUEH MH	P	-	-	-	-	-	-	-	1	-
Totals:		25	2	6	2	1	9	21	11	1

CHN - China	Pos	AB	R	H	RBI	BB	SO	PO	A	E
ZHOU Y	CF	3	-	1	-	-	-	1	-	-
YU Y	1B	3	-	-	-	-	8	1	-	-
LI C	SS	2	-	-	-	-	1	2	-	-
ZHANG A	RF	2	-	-	-	1	-	-	-	-
WU D	DP	3	1	1	-	-	-	-	-	-
GUO J	C	1	-	1	-	1	8	2	1	-
SUN L	2B	2	-	1	1	-	1	3	3	-
TAN Y	3B	2	-	-	-	-	-	-	-	-
*XIN M	PH	1	-	-	-	-	1	-	-	-
ZHANG L	LF	3	-	1	-	-	-	-	-	-
YU H	P	-	-	-	-	-	-	-	1	-
*LI Q	P	-	-	-	-	-	-	-	-	-
Totals:		22	1	5	1	2	2	21	9	1

Bottom 3rd CHUEH MH entered as Pitcher
Top 4th HUANG HW ran for (41) LU HM
Bottom 4th LU HM entered as Designated Player

Top 5th LI Q entered as Pitcher
Bottom 7th XIN M hit for (21) TAN Y

2B - TPE 1 - LU Hsueh-Mei; CHN 1 - ZHANG Lifang
SB - TPE 0; CHN 1 - GUO Jia
CS - TPE 1 - LAI Meng-Ting; CHN 0
SH - TPE 1 - HSU Hsiu-Ling; CHN 3 - GUO Jia, LI Chunxia, SUN Li
GDP - TPE 0; CHN 1 - TAN Ying
DP - TPE 2 - LO Hsiao-Ting, PAN Tzu-Hui, WEN Li-Hsiu, HSU Hsiu-Ling; CHN 0
PB - TPE 0; CHN 1 - GUO Jia

TPE - Chinese Taipei	W/L/S	IP	H	R	ER	BB	SO	HR	WP	ILP
WU CY		2.1	4	1	1	-	-	-	-	-
CHUEH MH	W(1,0,0)	4.2	1	-	-	2	2	-	-	-
Totals:		7.0	5	1	1	2	2	-	-	-

CHN - China	W/L/S	IP	H	R	ER	BB	SO	HR	WP	ILP
YU H	L(1,2,0)	4.0	5	2	1	-	3	-	-	-
LI Q		3.0	1	-	-	1	6	-	-	-
Totals:		7.0	6	2	1	1	9	-	-	-



FENGTAI SOFTBALL FIELD
 丰台体育中心垒球场
 TERRAIN DE SOFTBALL DE FENGTAI

SUN 星期日 DIM
 17 AUG 2008
 9:30

SOFTBALL
 垒球 / SOFTBALL

WOMEN
 女子项目 / FEMMES

PRELIMINARIES - GAME 21
 预赛 - 第21场 / ÉLIMINATOIRES - MATCH 21



GAME SUMMARY(BOX SCORE)

比赛成绩统计表 (比赛记录表) / RÉSUMÉ DU MATCH (TABLEAU DÉTAILLÉ)

UMPIRES (HP) WALLER Diane (AUS) (1B) PENARROYA Javier (ARG)
 (2B) MAGNANI Gianluca (ITA) (3B) GROVE Debbie (AUS)

TECHNICAL DELEGATES LOW Beng Choo (MAS)

SCORERS HANNELLY Mike (AUS) BUTTSWORTH Carolyn (AUS) LIU Juan (CHN)

LENGTH OF GAME: 2h 09min **ATTENDANCE:** 5000

CONDITIONS: Cloudy **TEMPERATURE:** 23C/73F **HUMIDITY:** 70%

Legend:

1B First base	2B Doubles/second base	3B Triples/third base	A Assists
AB At bats	BB Bases on balls	BK Balk	C Catcher
CF Center field	CS Caught stealing	DH Designated hitter	DP Double plays
E Errors	ER Earned runs	GDP Grounded into double play	H Hits
HBP Hit by pitch	HP Home plate	HR Home runs	IBB Intentional bases on balls
I/O Reached base on interference or obstruction	IP Innings pitched	IP Innings pitched	L Losses
LF Left field	LOB Left on base	P Pitcher	PB Passed balls
PH Pinch hitter	PO Put outs	Pos Fielding position	PR Pinch runner
R Runs	RBI Runs batted in	RF Right field	S Saves
SB Stolen bases	SF Sacrifice flies	SH Sacrifice hits	SO Strike outs
SS Shortstop	TP Triple plays	W Wins	WP Wild pitches
* Substitutions			



GAME SUMMARY(BOX SCORE)

比赛成绩统计表 (比赛记录表) / RÉSUMÉ DU MATCH (TABLEAU DÉTAILLÉ)

JPN 5 - VEN 2

Team	1	2	3	4	5	6	7	R	H	E	LOB
VEN	0	0	1	1	0	0	0	2	7	0	3
JPN	0	0	0	1	4	0	x	5	9	0	9

VEN - Venezuela	Pos	AB	R	H	RBI	BB	SO	PO	A	E
SOTO M	1B	3	-	2	1	-	6	2	-	-
SOJO Y	CF	3	-	-	-	-	1	-	-	-
FUENMAYOR D	SS	3	1	1	-	-	3	2	-	-
ROJAS R	LF	2	-	-	-	-	1	-	-	-
ALICART Y	2B	3	-	1	-	-	1	5	2	-
CIRIMELE Z	DP	3	-	1	1	-	-	-	-	-
*MUJICA B	PR	-	-	-	-	-	-	-	-	-
	DP	-	-	-	-	-	-	-	-	-
PIMENTEL J	3B	3	-	1	-	-	2	-	1	-
RIERA M	RF	2	1	1	-	-	-	-	-	-
*PEREZ Y	PH	1	-	-	-	-	1	-	-	-
RODRIGUEZ M	C	-	-	-	-	-	-	3	-	-
*PUERTAS G	PH	1	-	-	-	-	1	-	-	-
GOMEZ J	P	-	-	-	-	-	-	-	1	-
**BOGADO M	P	-	-	-	-	-	-	-	1	-
**CASTELLANOS M	P	-	-	-	-	-	-	-	-	-
Totals:		24	2	7	2	-	6	18	9	-

JPN - Japan	Pos	AB	R	H	RBI	BB	SO	PO	A	E
KARINO A	RF	3	1	2	-	-	-	-	-	-
NISHIYAMA R	SS	2	-	-	-	-	1	1	3	-
YAMADA E	CF	3	1	1	2	-	-	1	1	-
MABUCHI S	LF	3	2	2	1	-	-	-	-	-
SATO R	1B	4	1	2	1	-	-	7	-	-
MISHINA M	2B	2	-	-	-	1	1	4	1	-
HIROSE M	3B	2	-	1	1	1	-	1	5	-
INUI E	C	1	-	1	-	1	-	7	1	-
*ITO S	PH	1	-	-	-	-	-	-	-	-
FUJIMOTO M	DP	2	-	-	-	-	-	-	-	-
SAKAI H	P	-	-	-	-	-	-	-	-	-
Totals:		23	5	9	5	3	2	21	11	-

Top 4th MUJICA B ran for (23) CIRIMELE Z
 Bottom 4th BOGADO M entered as Pitcher
 Top 5th PUERTAS G hit for (20) RODRIGUEZ M
 Bottom 5th RODRIGUEZ M entered as Catcher
 Bottom 5th CASTELLANOS M entered as Pitcher
 Bottom 6th GOMEZ J entered as Pitcher
 Top 7th CIRIMELE Z entered as Designated Player
 Top 7th PEREZ Y hit for (17) RIERA M

Bottom 4th ITO S hit for (23) INUI E
 Top 5th INUI E entered as Catcher

2B - VEN 2 - CIRIMELE Zuleyma, ALICART Yuruby; JPN 2 - HIROSE Megu, SATO Rie
 HR - VEN 0; JPN 2 - MABUCHI S in 4th, (1 RBI); YAMADA E in 5th, (2 RBI)
 CS - VEN 1 - SOTO Maria; JPN 0
 SH - VEN 2 - ROJAS Rubilena, RODRIGUEZ Mayles; JPN 3 - NISHIYAMA Rei (2), FUJIMOTO Motoko
 GDP - VEN 0; JPN 1 - SATO Rie
 DP - VEN 1 - SOTO Maria, FUENMAYOR Denisse, ALICART Yuruby; JPN 0
 PB - VEN 1 - RODRIGUEZ Mayles; JPN 0
 I/O - VEN 0; JPN 1 - YAMADA Eri



GAME SUMMARY(BOX SCORE)

比赛成绩统计表 (比赛记录表) / RÉSUMÉ DU MATCH (TABLEAU DÉTAILLÉ)

VEN - Venezuela	W/L/S	IP	H	R	ER	BB	SO	HR	WP	ILP
GOMEZ J		4.0	4	1	1	-	1	1	-	-
BOGADO M	L(2,2,0)	1.0	2	3	3	2	1	1	-	-
CASTELLANOS M		1.0	3	1	1	1	-	-	-	-
Totals:		6.0	9	5	5	3	2	2	-	-

JPN - Japan	W/L/S	IP	H	R	ER	BB	SO	HR	WP	ILP
SAKAI H	W(3,0,0)	7.0	7	2	2	-	6	-	-	-
Totals:		7.0	7	2	2	-	6	-	-	-

HBP - VEN 2 - KARINO A by CASTELLANOS M, MABUCHI S by BOGADO M; JPN 0

UMPIRES

(HP) VELDKAMP Rob (NED)
(2B) PIPHER Greg (CAN)

(1B) TAMAKI Wiremu (NZL)
(3B) STOELTING Traci (USA)

TECHNICAL DELEGATES

KONSTANTINIDOU Annie (GRE)

SCORERS

HANNELLY Mike (AUS)

HOU Shuanghong (CHN)

WANG Tommy (TPE)

LENGTH OF GAME: 1h 52min

ATTENDANCE: 5000

CONDITIONS: Cloudy

TEMPERATURE: 24C/75F

HUMIDITY: 64%

Legend:

1B First base	2B Doubles/second base	3B Triples/third base	A Assists
AB At bats	BB Bases on balls	BK Balk	C Catcher
CF Center field	CS Caught stealing	DH Designated hitter	DP Double plays
E Errors	ER Earned runs	GDP Grounded into double play	H Hits
HBP Hit by pitch	HP Home plate	HR Home runs	IBB Intentional bases on balls
I/O Reached base on interference or obstruction	LOB Left on base	IP Innings pitched	L Losses
LF Left field	PO Put outs	P Pitcher	PB Passed balls
PH Pinch hitter	RBI Runs batted in	Pos Fielding position	PR Pinch runner
R Runs	SF Sacrifice flies	RF Right field	S Saves
SB Stolen bases	TP Triple plays	SH Sacrifice hits	SO Strike outs
SS Shortstop		W Wins	WP Wild pitches
* Substitutions			



GAME SUMMARY(BOX SCORE)

比赛成绩统计表 (比赛记录表) / RÉSUMÉ DU MATCH (TABLEAU DÉTAILLÉ)

CAN 0 - AUS 4

Team	1	2	3	4	5	6	7	R	H	E	LOB
AUS	0	0	0	0	0	1	3	4	4	0	8
CAN	0	0	0	0	0	0	0	0	3	0	4

AUS - Australia	Pos	AB	R	H	RBI	BB	SO	PO	A	E
MORROW S	RF	2	-	-	-	1	-	1	-	-
WYBORN K	LF	3	-	1	1	-	1	4	-	-
PORTER S	3B	-	2	-	-	3	-	2	2	-
LEWIS S	2B	4	-	-	1	-	2	3	2	-
TITCUME N	C	3	-	1	1	1	1	2	-	-
*CRONK K	PR	-	-	-	-	-	-	-	-	-
WARD N	SS	4	-	1	1	-	-	1	3	-
BOWERING J	1B	2	-	-	-	1	1	8	-	-
STEWART D	DP	2	1	1	-	1	-	-	-	-
WRIGHT B	CF	3	1	-	-	-	1	-	-	-
HARDING T	P	-	-	-	-	-	-	-	2	-
*ROCHE M	P	-	-	-	-	-	-	-	-	-
Totals:		23	4	4	4	7	6	21	9	-

CAN - Canada	Pos	AB	R	H	RBI	BB	SO	PO	A	E
MATTHEWS M	LF	3	-	-	-	-	-	-	-	-
LEVER C	CF	3	-	1	-	-	-	-	-	-
YEE J	2B	2	-	-	-	1	-	3	1	-
SALLING J	SS	3	-	-	-	-	-	-	4	-
LAWRICK S	1B	3	-	1	-	-	1	10	1	-
TIMPF M	DP	3	-	1	-	-	1	-	-	-
BRADLEY A	RF	2	-	-	-	-	-	-	-	-
CUMPSTONE E	C	2	-	-	-	-	-	7	-	-
McLEAN E	3B	2	-	-	-	-	-	1	2	-
BAY REGULA L	P	-	-	-	-	-	-	-	-	-
*LAWRIE D	P	-	-	-	-	-	-	-	-	-
Totals:		23	-	3	-	1	2	21	8	-

Top 6th CRONK K ran for (21) TITCUME N
 Bottom 6th ROCHE M entered as Pitcher
 Bottom 6th TITCUME N entered as Catcher

Top 7th LAWRIE D entered as Pitcher

SH - AUS 2 - WYBORN Kerry, MORROW Simone; CAN 1 - BRADLEY Alison

GDP - AUS 1 - TITCUME Natalie; CAN 0

DP - AUS 0; CAN 1 - SALLING Jennifer, YEE Jennifer, LAWRICK Sheena

AUS - Australia	W/L/S	IP	H	R	ER	BB	SO	HR	WP	ILP
HARDING T	W(2,1,0)	5.0	3	-	-	1	1	-	-	-
ROCHE M		2.0	-	-	-	-	1	-	-	-
Totals:		7.0	3	-	-	1	2	-	-	-

CAN - Canada	W/L/S	IP	H	R	ER	BB	SO	HR	WP	ILP
BAY REGULA L	L(2,1,0)	6.0	2	3	3	6	6	-	1	-
LAWRIE D		1.0	2	1	1	1	-	-	-	-
Totals:		7.0	4	4	4	7	6	-	1	-

IBB - AUS 0; CAN 2 - PORTER S by LAWRIE D, PORTER S by BAY REGULA L

HBP - AUS 0; CAN 1 - PORTER S by BAY REGULA L



FENGTAI SOFTBALL FIELD
 丰台体育中心垒球场
 TERRAIN DE SOFTBALL DE FENGTAI

SUN 星期日 DIM
 17 AUG 2008
 17:00

SOFTBALL
 垒球 / SOFTBALL

WOMEN
 女子项目 / FEMMES

PRELIMINARIES - GAME 23
 预赛 - 第23场 / ÉLIMINATOIRES - MATCH 23



GAME SUMMARY(BOX SCORE)

比赛成绩统计表 (比赛记录表) / RÉSUMÉ DU MATCH (TABLEAU DÉTAILLÉ)

UMPIRES	(HP) BISH Lori (USA)	(1B) JIA Ali (CHN)
	(2B) STOELTING Traci (USA)	(3B) PENARROYA Javier (ARG)
TECHNICAL DELEGATES	LOW Beng Choo (MAS)	
SCORERS	HANNELLY Mike (AUS)	XIE Limei (CHN)
LENGTH OF GAME: 2h 00min	ATTENDANCE: 5014	
CONDITIONS: Cloudy	TEMPERATURE: 25C/77F	HUMIDITY: 75%

Legend:

1B First base	2B Doubles/second base	3B Triples/third base	A Assists
AB At bats	BB Bases on balls	BK Balk	C Catcher
CF Center field	CS Caught stealing	DH Designated hitter	DP Double plays
E Errors	ER Earned runs	GDP Grounded into double play	H Hits
HBP Hit by pitch	HP Home plate	HR Home runs	IBB Intentional bases on balls
I/O Reached base on interference or obstruction		IP Innings pitched	L Losses
LF Left field	LOB Left on base	P Pitcher	PB Passed balls
PH Pinch hitter	PO Put outs	Pos Fielding position	PR Pinch runner
R Runs	RBI Runs batted in	RF Right field	S Saves
SB Stolen bases	SF Sacrifice flies	SH Sacrifice hits	SO Strike outs
SS Shortstop	TP Triple plays	W Wins	WP Wild pitches
* Substitutions			



GAME SUMMARY(BOX SCORE)

比赛成绩统计表 (比赛记录表) / RÉSUMÉ DU MATCH (TABLEAU DÉTAILLÉ)

USA 8 - NED 0

Team	1	2	3	4	5	6	7	R	H	E	LOB
NED	0	0	0	0	0			0	0	1	0
USA	1	2	3	2	x			8	13	0	6

NED - Netherlands	Pos	AB	R	H	RBI	BB	SO	PO	A	E
KOSTERINK S	CF	2	-	-	-	-	3	-	-	-
KLUIJSKENS K	1B	2	-	-	-	-	1	3	-	-
FELLINGER M	LF	2	-	-	-	-	2	1	-	1
TIMMERMANS N	DP	2	-	-	-	-	2	-	-	-
GOUVERNEUR S	SS	2	-	-	-	-	1	1	-	-
BOEKEL N	3B	2	-	-	-	-	2	-	2	-
van HEIJST P	2B	1	-	-	-	-	-	1	1	-
SMIT M	RF	1	-	-	-	-	1	3	-	-
VENKER E	C	1	-	-	-	-	-	-	-	-
SOMERU R	P	-	-	-	-	-	-	-	1	-
*van KAMPEN J	P	-	-	-	-	-	-	-	1	-
Totals:		15	-	-	-	-	9	12	5	1

USA - United States	Pos	AB	R	H	RBI	BB	SO	PO	A	E
WATLEY N	SS	3	-	2	1	-	-	-	-	-
*LAPPIN L	SS	-	-	-	-	-	-	-	1	-
LOWE C	CF	3	1	-	-	-	-	-	-	-
MENDOZA J	LF	2	1	1	1	-	-	-	-	-
BUSTOS C	3B	3	2	3	2	-	-	-	-	-
KRETSCHMAN K	DP	3	1	1	-	-	-	-	-	-
NUVEMAN S	C	3	1	1	-	-	-	9	-	-
JUNG L	2B	2	-	1	1	-	-	1	1	-
*GALINDO V	PH	1	-	1	1	-	-	-	-	-
	2B	-	-	-	-	-	-	-	-	-
FLOWERS T	1B	3	1	1	1	-	-	4	1	-
BERG L	RF	2	1	2	1	-	-	1	-	-
ABBOTT M	P	-	-	-	-	-	-	-	1	-
Totals:		25	8	13	8	-	-	15	4	-

Bottom 3rd van KAMPEN J entered as Pitcher

Top 4th LAPPIN L entered as Shortstop
Bottom 4th GALINDO V hit for (3) JUNG L

HR - NED 0; USA 3 - FLOWERS T in 2nd, (1 RBI);BUSTOS C in 3rd, (1 RBI);MENDOZA J in 4th, (1 RBI)

NED - Netherlands	W/L/S	IP	H	R	ER	BB	SO	HR	WP	ILP
SOMERU R	L(0,1,0)	2.0	8	6	5	-	2	-	-	-
van KAMPEN J		2.0	5	2	2	-	1	1	-	-
Totals:		4.0	13	8	7	-	3	1	-	-

USA - United States	W/L/S	IP	H	R	ER	BB	SO	HR	WP	ILP
ABBOTT M	W(2,0,0)	5.0	-	-	-	-	9	-	-	-
Totals:		5.0	-	-	-	-	9	-	-	-

HBP - NED 1 - MENDOZA J by SOMERU R; USA 0



FENGTAI SOFTBALL FIELD
 丰台体育中心垒球场
 TERRAIN DE SOFTBALL DE FENGTAI

SUN 星期日 DIM
 17 AUG 2008
 19:30

SOFTBALL
 垒球 / SOFTBALL

WOMEN
 女子项目 / FEMMES

PRELIMINARIES - GAME 24
 预赛 - 第24场 / ÉLIMINATOIRES - MATCH 24



GAME SUMMARY(BOX SCORE)

比赛成绩统计表 (比赛记录表) / RÉSUMÉ DU MATCH (TABLEAU DÉTAILLÉ)

UMPIRES (HP) JIA Leiming (CHN) (1B) GROVE Debbie (AUS)
 (2B) MORRISON Nancy (CAN) (3B) WALLER Diane (AUS)

TECHNICAL DELEGATES KONSTANTINIDOU Annie (GRE)

SCORERS HANNELLY Mike (AUS) LIU Juan (CHN) ZHUANG Zi (CHN)

LENGTH OF GAME: 1h 10min **ATTENDANCE:** 5014

CONDITIONS: Cloudy **TEMPERATURE:** 24C/75F **HUMIDITY:** 68%

Legend:			
1B	First base	2B	Doubles/second base
AB	At bats	BB	Bases on balls
CF	Center field	CS	Caught stealing
E	Errors	ER	Earned runs
HBP	Hit by pitch	HP	Home plate
I/O	Reached base on interference or obstruction	IP	Innings pitched
LF	Left field	LOB	Left on base
PH	Pinch hitter	PO	Put outs
R	Runs	RBI	Runs batted in
SB	Stolen bases	SF	Sacrifice flies
SS	Shortstop	TP	Triple plays
*	Substitutions	3B	Triples/third base
		BK	Balk
		DH	Designated hitter
		GDP	Grounded into double play
		HR	Home runs
		P	Pitcher
		Pos	Fielding position
		RF	Right field
		SH	Sacrifice hits
		W	Wins
		A	Assists
		C	Catcher
		DP	Double plays
		H	Hits
		IBB	Intentional bases on balls
		L	Losses
		PB	Passed balls
		PR	Pinch runner
		S	Saves
		SO	Strike outs
		WP	Wild pitches



GAME SUMMARY(BOX SCORE)

比赛成绩统计表 (比赛记录表) / RÉSUMÉ DU MATCH (TABLEAU DÉTAILLÉ)

NED 4 - TPE 2

Team	1	2	3	4	5	6	7	R	H	E	LOB
TPE	1	0	0	0	0	0	1	2	8	1	12
NED	0	2	2	0	0	0	x	4	6	2	7

TPE - Chinese Taipei	Pos	AB	R	H	RBI	BB	SO	PO	A	E
LAI MT	RF	4	-	-	-	-	-	1	-	-
CHEN MY	CF	3	2	3	-	1	-	-	-	-
LO HT	SS	4	-	1	-	-	1	1	-	-
CHIANG HC	C	2	-	-	1	1	1	4	-	-
LU HM	DP	4	-	1	1	-	1	-	-	-
WEN LH	1B	2	-	-	-	2	-	6	1	-
*TUNG YC	PR	-	-	-	-	-	-	-	-	-
PAN TH	2B	3	-	-	-	-	-	3	1	-
*HSU HL	PR	-	-	-	-	1	-	-	-	-
	2B	-	-	-	-	-	-	1	-	-
HUANG HW	LF	4	-	1	-	-	-	2	-	-
LI CC	3B	3	-	2	-	-	-	-	3	1
LAI SJ	P	-	-	-	-	-	-	-	-	-
*CHUEH MH	P	-	-	-	-	-	-	-	2	-
Totals:		29	2	8	2	5	3	18	8	1

NED - Netherlands	Pos	AB	R	H	RBI	BB	SO	PO	A	E
KOSTERINK S	CF	4	-	-	-	-	-	4	-	-
KLUIJSKENS K	1B	4	1	2	-	-	1	5	-	-
FELLINGER M	DP	3	1	-	-	-	1	-	-	-
TIMMERMANS N	C	1	-	-	-	1	-	3	-	-
*van HEIJST P	PR	-	-	-	-	-	-	-	-	-
KROESEN J	RF	2	1	1	-	-	-	2	-	1
GOVERNEUR S	SS	3	1	1	2	-	1	-	1	-
VONK B	2B	2	-	-	-	1	1	2	1	1
BOEKEL N	3B	3	-	1	1	-	-	1	3	-
SMIT M	LF	1	-	1	1	-	-	4	-	-
SOUMERU R	P	-	-	-	-	-	-	-	-	-
**van KAMPEN J	P	-	-	-	-	-	-	-	1	-
**de VRIES K	P	-	-	-	-	-	-	-	-	-
Totals:		23	4	6	4	2	4	21	6	2

Bottom 2nd CHUEH MH entered as Pitcher
Top 6th HSU HL ran for (28) PAN TH
Top 7th TUNG YC ran for (23) WEN LH

Top 2nd van KAMPEN J entered as Pitcher
Bottom 5th van HEIJST P ran for (26) TIMMERMANS N
Top 6th TIMMERMANS N entered as Catcher
Top 7th de VRIES K entered as Pitcher
Top 7th SOUMERU R entered as Pitcher

SB - TPE 1 - CHEN Miao-Yi; NED 1 - GOUVERNEUR Sandra
SH - TPE 0; NED 2 - KROESEN Jolanda, TIMMERMANS Nathalie
SF - TPE 1 - CHIANG Hui-Chuan; NED 1 - SMIT Marjan
GDP - TPE 1 - PAN Tzu-Hui; NED 0
DP - TPE 0; NED 1 - BOEKEL Noemi, KLUIJSKENS Kim

TPE - Chinese Taipei	W/L/S	IP	H	R	ER	BB	SO	HR	WP	ILP
LAI SJ	L(0,3,0)	1.2	2	2	1	1	2	-	-	-
CHUEH MH		4.1	4	2	2	1	2	-	-	-
Totals:		6.0	6	4	3	2	4	-	-	-

NED - Netherlands	W/L/S	IP	H	R	ER	BB	SO	HR	WP	ILP
SOUMERU R		1.2	4	1	1	1	-	-	-	-
van KAMPEN J	W(1,2,0)	4.2	4	1	1	2	3	-	-	-
de VRIES K		0.2	-	-	-	2	-	-	-	-
Totals:		7.0	8	2	2	5	3	-	-	-

HBP - TPE 1 - SMIT M by CHUEH MH; NED 0



FENGTAI SOFTBALL FIELD
 丰台体育中心垒球场
 TERRAIN DE SOFTBALL DE FENGTAI

MON 星期一 LUN
 18 AUG 2008
 9:30

SOFTBALL
 垒球 / SOFTBALL

WOMEN
 女子项目 / FEMMES

PRELIMINARIES - GAME 25
 预赛 - 第25场 / ÉLIMINATOIRES - MATCH 25



GAME SUMMARY(BOX SCORE)

比赛成绩统计表 (比赛记录表) / RÉSUMÉ DU MATCH (TABLEAU DÉTAILLÉ)

UMPIRES (HP) STOELTING Traci (USA) (1B) WALLER Diane (AUS)
 (2B) BISH Lori (USA) (3B) MORRISON Nancy (CAN)

TECHNICAL DELEGATES LOW Beng Choo (MAS)

SCORERS HANNELLY Mike (AUS) HOU Shuanghong (CHN) ZHUANG Zi (CHN)

LENGTH OF GAME: 2h 01min **ATTENDANCE:** 7000

CONDITIONS: Partly cloudy **TEMPERATURE:** 22C/71F **HUMIDITY:** 78%

Legend:			
1B	First base	2B	Doubles/second base
AB	At bats	BB	Bases on balls
CF	Center field	CS	Caught stealing
E	Errors	ER	Earned runs
HBP	Hit by pitch	HP	Home plate
I/O	Reached base on interference or obstruction	IP	Innings pitched
LF	Left field	LOB	Left on base
PH	Pinch hitter	PO	Put outs
R	Runs	RBI	Runs batted in
SB	Stolen bases	SF	Sacrifice flies
SS	Shortstop	TP	Triple plays
*	Substitutions	3B	Triples/third base
		BK	Balk
		DH	Designated hitter
		GDP	Grounded into double play
		HR	Home runs
		P	Pitcher
		Pos	Fielding position
		RF	Right field
		SH	Sacrifice hits
		W	Wins
		A	Assists
		C	Catcher
		DP	Double plays
		H	Hits
		IBB	Intentional bases on balls
		L	Losses
		PB	Passed balls
		PR	Pinch runner
		S	Saves
		SO	Strike outs
		WP	Wild pitches



GAME SUMMARY(BOX SCORE)

比赛成绩统计表 (比赛记录表) / RÉSUMÉ DU MATCH (TABLEAU DÉTAILLÉ)

USA 9 - CHN 0

Team	1	2	3	4	5	6	7	R	H	E	LOB
CHN	0	0	0	0	0			0	1	1	3
USA	9	0	0	0	x			9	9	0	4

CHN - China	Pos	AB	R	H	RBI	BB	SO	PO	A	E
ZHOU Y	CF	2	-	1	-	-	2	-	-	-
YU Y	1B	1	-	-	-	-	2	-	-	-
LI C	SS	2	-	-	-	-	1	3	-	-
ZHANG A	RF	1	-	-	1	-	-	-	-	-
WU D	DP	2	-	-	-	2	-	-	-	-
GUO J	C	2	-	-	-	1	5	-	-	-
SUN L	2B	2	-	-	-	1	2	1	-	-
TAN Y	3B	2	-	-	-	2	-	-	-	-
ZHANG L	LF	1	-	-	-	-	-	-	1	-
*XIN M	PH	1	-	-	-	-	-	-	-	-
LU W	P	-	-	-	-	-	-	-	-	-
**YU H	P	-	-	-	-	-	-	-	-	-
*LI Q	P	-	-	-	-	-	-	-	-	-
Totals:		16	-	1	-	1	6	12	4	1

USA - United States	Pos	AB	R	H	RBI	BB	SO	PO	A	E
WATLEY N	SS	2	2	1	1	1	1	-	1	-
LOWE C	CF	2	1	1	-	-	1	1	-	-
*BERG L	PH	1	-	-	-	-	-	-	-	-
	CF	-	-	-	-	-	-	1	-	-
MENDOZA J	LF	2	1	1	1	-	1	1	-	-
BUSTOS C	DP	1	-	-	-	1	-	-	-	-
*GALINDO V	PH	1	-	-	-	-	1	-	-	-
	DP	-	-	-	-	-	-	-	-	-
KRETSCHMAN K	RF	3	1	2	3	-	-	1	-	-
DURAN A	3B	2	1	2	-	1	-	-	-	-
NUVEMAN S	C	2	1	1	1	-	-	3	-	-
*LAPPIN L	C	1	-	-	-	-	1	3	-	-
JUNG L	2B	1	1	-	-	1	-	-	3	-
FLOWERS T	1B	2	1	1	2	-	-	5	-	-
OSTERMAN C	P	-	-	-	-	-	-	-	-	-
*FINCH J	P	-	-	-	-	-	-	-	-	-
Totals:		20	9	9	8	4	5	15	4	-

Bottom 1st YU H entered as Pitcher
Bottom 2nd LI Q entered as Pitcher
Top 5th XIN M hit for (11) ZHANG L

Bottom 3rd BERG L hit for (26) LOWE C
Top 4th FINCH J entered as Pitcher
Top 4th LAPPIN L entered as Catcher
Bottom 4th GALINDO V hit for (6) BUSTOS C

2B - CHN 0; USA 2 - DURAN Andrea, FLOWERS Tairia
HR - CHN 0; USA 1 - KRETSCHMAN K in 1st, (3 RBI)
SB - CHN 0; USA 1 - WATLEY Natasha
GDP - CHN 0; USA 1 - NUVEMAN Stacey
DP - CHN 1 - SUN Li, LI Chunxia, YU Yanhong; USA 0

CHN - China	W/L/S	IP	H	R	ER	BB	SO	HR	WP	ILP
LU W	L(0,3,0)	0.2	3	6	6	2	1	1	-	-
YU H		0.1	4	3	2	1	-	-	-	-
LI Q		3.0	2	-	-	1	4	-	-	-
Totals:		4.0	9	9	8	4	5	1	-	-

USA - United States	W/L/S	IP	H	R	ER	BB	SO	HR	WP	ILP
OSTERMAN C	W(3,0,0)	3.0	1	-	-	1	3	-	-	-
FINCH J		2.0	-	-	-	-	3	-	-	-
Totals:		5.0	1	-	-	1	6	-	-	-

HBP - CHN 1 - MENDOZA J by LU W; USA 1 - YU Y by OSTERMAN C



FENGTAI SOFTBALL FIELD
 丰台体育中心垒球场
 TERRAIN DE SOFTBALL DE FENGTAI

MON 星期一 LUN
 18 AUG 2008
 12:00

SOFTBALL
 垒球 / SOFTBALL

WOMEN
 女子项目 / FEMMES

PRELIMINARIES - GAME 26
 预赛 - 第26场 / ÉLIMINATOIRES - MATCH 26



GAME SUMMARY(BOX SCORE)

比赛成绩统计表 (比赛记录表) / RÉSUMÉ DU MATCH (TABLEAU DÉTAILLÉ)

UMPIRES (HP) TAMAKI Wiremu (NZL) (1B) PIPHER Greg (CAN)
 (2B) GROVE Debbie (AUS) (3B) VELDKAMP Rob (NED)

TECHNICAL DELEGATES KONSTANTINIDOU Annie (GRE)

SCORERS HANNELLY Mike (AUS) BUTTSWORTH Carolyn (AUS) XIE Limei (CHN)

LENGTH OF GAME: 1h 39min **ATTENDANCE:** 7000

CONDITIONS: Partly cloudy **TEMPERATURE:** 25C/77F **HUMIDITY:** 56%

Legend:			
1B	First base	2B	Doubles/second base
AB	At bats	BB	Bases on balls
CF	Center field	CS	Caught stealing
E	Errors	ER	Earned runs
HBP	Hit by pitch	HP	Home plate
I/O	Reached base on interference or obstruction	IP	Innings pitched
LF	Left field	LOB	Left on base
PH	Pinch hitter	PO	Put outs
R	Runs	RBI	Runs batted in
SB	Stolen bases	SF	Sacrifice flies
SS	Shortstop	TP	Triple plays
*	Substitutions	3B	Triples/third base
		BK	Balk
		DH	Designated hitter
		GDP	Grounded into double play
		HR	Home runs
		P	Pitcher
		Pos	Fielding position
		RF	Right field
		SH	Sacrifice hits
		W	Wins
		A	Assists
		C	Catcher
		DP	Double plays
		H	Hits
		IBB	Intentional bases on balls
		L	Losses
		PB	Passed balls
		PR	Pinch runner
		S	Saves
		SO	Strike outs
		WP	Wild pitches



GAME SUMMARY(BOX SCORE)

比赛成绩统计表 (比赛记录表) / RÉSUMÉ DU MATCH (TABLEAU DÉTAILLÉ)

CAN 0 - JPN 6

Team	1	2	3	4	5	6	7	R	H	E	LOB
JPN	0	2	2	0	0	2	0	6	9	0	14
CAN	0	0	0	0	0	0	0	0	4	3	3

JPN - Japan	Pos	AB	R	H	RBI	BB	SO	PO	A	E
KARINO A	RF	3	-	-	2	1	-	-	-	-
NISHIYAMA R	SS	4	-	1	2	1	1	7	-	-
YAMADA E	CF	4	1	2	-	1	-	2	-	-
MABUCHI S	LF	4	1	-	-	1	2	1	-	-
SATO R	1B	3	-	1	-	-	-	8	-	-
*ITO S	1B	2	-	-	-	1	6	-	-	-
HIROSE M	3B	2	2	2	1	2	-	1	1	-
MISHINA M	DP	2	2	-	-	-	-	-	-	-
MINE Y	C	4	-	1	1	-	-	2	1	-
FUJIMOTO M	2B	4	-	2	2	-	1	-	4	-
UENO Y	P	-	-	-	-	-	-	-	-	-
*SOMEYA M	P	-	-	-	-	-	-	-	1	-
Totals:		32	6	9	6	7	6	21	14	-

CAN - Canada	Pos	AB	R	H	RBI	BB	SO	PO	A	E
MATTHEWS M	LF	3	-	1	-	-	-	3	-	-
LEVER C	CF	3	-	-	-	-	-	1	-	-
YEE J	2B	3	-	1	-	-	-	2	2	1
SALLING J	SS	2	-	-	-	-	1	1	2	-
*RAFTER K	PH	1	-	-	-	-	-	-	-	-
LAWRICK S	1B	3	-	1	-	-	-	6	1	1
TIMPF M	DP	3	-	-	-	-	-	-	-	-
BRADLEY A	RF	2	-	-	-	-	-	-	-	-
CUMPSTONE E	C	2	-	1	-	-	-	8	1	-
*MARIN N	PR	-	-	-	-	-	-	-	-	-
McLEAN E	3B	2	-	-	-	-	1	-	-	1
BAY REGULA L	P	-	-	-	-	-	-	-	1	-
**MACKIN R	P	-	-	-	-	-	-	-	-	-
*LAWRIE D	P	-	-	-	-	-	-	-	-	-
Totals:		24	-	4	-	-	2	21	7	3

Bottom 5th ITO S entered as First Baseman
Bottom 7th SOMEYA M entered as Pitcher

Top 3rd MACKIN R entered as Pitcher
Bottom 6th MARIN N ran for (18) CUMPSTONE E
Top 7th CUMPSTONE E entered as Catcher
Top 7th LAWRIE D entered as Pitcher
Bottom 7th RAFTER K hit for (7) SALLING J

2B - JPN 0; CAN 2 - CUMPSTONE Erin, YEE Jennifer
SH - JPN 1 - MISHINA Masumi; CAN 0
GDP - JPN 0; CAN 1 - TIMPF Megan
DP - JPN 1 - NISHIYAMA Rei, FUJIMOTO Motoko, ITO Sachiko; CAN 0
PB - JPN 1 - MINE Yukiyo; CAN 1 - CUMPSTONE Erin

JPN - Japan	W/L/S	IP	H	R	ER	BB	SO	HR	WP	ILP
UENO Y	W(3,0,0)	6.0	3	-	-	-	2	-	-	-
SOMEYA M		1.0	1	-	-	-	-	-	-	-
Totals:		7.0	4	-	-	-	2	-	-	-

CAN - Canada	W/L/S	IP	H	R	ER	BB	SO	HR	WP	ILP
BAY REGULA L	L(2,2,0)	2.1	3	3	1	4	3	-	-	-
MACKIN R		4.1	6	3	1	3	3	-	1	-
LAWRIE D		0.1	-	-	-	-	-	-	-	-
Totals:		7.0	9	6	2	7	6	-	1	-

IBB - JPN 0; CAN 1 - KARINO A by BAY REGULA L
HBP - JPN 0; CAN 1 - MISHINA M by MACKIN R



FENGTAI SOFTBALL FIELD
 丰台体育中心垒球场
 TERRAIN DE SOFTBALL DE FENGTAI

MON 星期一 LUN
 18 AUG 2008
 17:00

SOFTBALL
 垒球 / SOFTBALL

WOMEN
 女子项目 / FEMMES

PRELIMINARIES - GAME 27
 预赛 - 第27场 / ÉLIMINATOIRES - MATCH 27



GAME SUMMARY(BOX SCORE)

比赛成绩统计表 (比赛记录表) / RÉSUMÉ DU MATCH (TABLEAU DÉTAILLÉ)

UMPIRES (HP) MAGNANI Gianluca (ITA) (1B) WALLER Diane (AUS)
 (2B) JIA Leiming (CHN) (3B) JIA Ali (CHN)

TECHNICAL DELEGATES LOW Beng Choo (MAS)

SCORERS HANNELLY Mike (AUS) LIU Juan (CHN) WANG Tommy (TPE)

LENGTH OF GAME: 2h 25min **ATTENDANCE:** 5000

CONDITIONS: Partly cloudy **TEMPERATURE:** 28C/82F **HUMIDITY:** 51%

Legend:			
1B	First base	2B	Doubles/second base
AB	At bats	BB	Bases on balls
CF	Center field	CS	Caught stealing
E	Errors	ER	Earned runs
HBP	Hit by pitch	HP	Home plate
I/O	Reached base on interference or obstruction	IP	Innings pitched
LF	Left field	LOB	Left on base
PH	Pinch hitter	PO	Put outs
R	Runs	RBI	Runs batted in
SB	Stolen bases	SF	Sacrifice flies
SS	Shortstop	TP	Triple plays
*	Substitutions	3B	Triples/third base
		BK	Balk
		DH	Designated hitter
		GDP	Grounded into double play
		HR	Home runs
		P	Pitcher
		Pos	Fielding position
		RF	Right field
		SH	Sacrifice hits
		W	Wins
		A	Assists
		C	Catcher
		DP	Double plays
		H	Hits
		IBB	Intentional bases on balls
		L	Losses
		PB	Passed balls
		PR	Pinch runner
		S	Saves
		SO	Strike outs
		WP	Wild pitches



GAME SUMMARY(BOX SCORE)

CORRECTED

比赛成绩统计表 (比赛记录表) / RÉSUMÉ DU MATCH (TABLEAU DÉTAILLÉ)

VEN 2 - AUS 9

Team	1	2	3	4	5	6	7	R	H	E	LOB
AUS	4	1	0	4	0			9	8	0	7
VEN	0	0	0	0	2			2	1	0	2

AUS - Australia	Pos	AB	R	H	RBI	BB	SO	PO	A	E
MORROW S	RF	2	1	1	-	-	-	-	-	-
*CRONK K	PH	2	-	-	-	-	-	-	-	-
	RF	-	-	-	-	-	-	-	-	-
WYBORN K	LF	3	1	-	-	1	-	1	-	-
PORTER S	3B	1	3	1	-	3	-	-	1	-
LEWIS S	2B	3	-	-	-	1	-	1	3	-
TITCUME N	DP	1	1	1	1	1	-	-	-	-
*STEWART D	SS	1	1	1	3	-	-	1	3	-
WARD N	SS	3	2	2	2	-	-	1	-	-
	DP	-	-	-	-	-	-	-	-	-
MOSLEY T	C	3	-	1	2	-	-	3	-	-
BOWERING J	1B	2	-	1	1	1	-	7	-	-
WRIGHT B	CF	2	-	-	-	1	-	-	-	-
SMETHURST J	P	-	-	-	-	-	-	1	1	-
*HARDIE K	P	-	-	-	-	-	-	-	1	-
Totals:		23	9	8	9	8	-	15	9	-

VEN - Venezuela	Pos	AB	R	H	RBI	BB	SO	PO	A	E
SOTO M	1B	3	-	-	-	-	1	4	-	-
SOJO Y	CF	2	-	-	-	-	-	3	-	-
FUENMAYOR D	SS	2	-	-	-	-	-	3	1	-
ALICART Y	2B	2	-	1	-	-	-	-	1	-
CIRIMELE Z	C	1	-	-	-	-	-	-	-	-
**RODRIGUEZ M	C	-	-	-	-	-	-	-	-	-
*MUJICA B	PH	1	1	-	-	-	-	-	-	-
ROJAS R	LF	1	1	-	-	1	-	1	-	-
PUERTAS G	DP	1	-	-	-	1	1	-	-	-
PIMENTEL J	3B	2	-	-	1	-	-	-	-	-
RIERA M	RF	2	-	-	-	-	1	3	-	-
BOGADO M	P	-	-	-	-	-	-	-	1	-
*GOMEZ J	P	-	-	-	-	-	-	-	1	-
Totals:		17	2	1	1	2	3	15	3	-

Top 3rd CRONK K hit for (26) MORROW S
Bottom 3rd HARDIE K entered as Pitcher

Top 2nd GOMEZ J entered as Pitcher
Top 3rd RODRIGUEZ M entered as Catcher
Bottom 5th MUJICA B hit for (20) RODRIGUEZ M

2B - AUS 2 - MOSLEY Tracey, WARD Natalie; VEN 0
HR - AUS 1 - STEWART D in 4th, (3 RBI); VEN 0

AUS - Australia	W/L/S	IP	H	R	ER	BB	SO	HR	WP	ILP
SMETHURST J		2.0	-	-	-	-	-	-	-	-
HARDIE K	W(2,0,0)	3.0	1	2	2	2	3	-	2	-
Totals:		5.0	1	2	2	2	3	-	2	-

VEN - Venezuela	W/L/S	IP	H	R	ER	BB	SO	HR	WP	ILP
BOGADO M	L(2,3,0)	1.1	4	5	5	6	-	-	-	-
GOMEZ J		3.2	4	4	4	2	-	1	-	-
Totals:		5.0	8	9	9	8	-	1	-	-

IBB - AUS 0; VEN 2 - TITCUME N by BOGADO M, PORTER S by BOGADO M



FENGTAI SOFTBALL FIELD
 丰台体育中心垒球场
 TERRAIN DE SOFTBALL DE FENGTAI

MON 星期一 LUN
 18 AUG 2008
 19:30

SOFTBALL
 垒球 / SOFTBALL

WOMEN
 女子项目 / FEMMES

PRELIMINARIES - GAME 28
 预赛 - 第28场 / ÉLIMINATOIRES - MATCH 28



GAME SUMMARY(BOX SCORE)

CORRECTED

比赛成绩统计表 (比赛记录表) / RÉSUMÉ DU MATCH (TABLEAU DÉTAILLÉ)

UMPIRES (HP) BISH Lori (USA) (1B) PENARROYA Javier (ARG)
 (2B) MORRISON Nancy (CAN) (3B) TAMAKI Wiremu (NZL)

TECHNICAL DELEGATES KONSTANTINIDOU Annie (GRE)

SCORERS HANNELLY Mike (AUS) HOU Shuanghong (CHN) ZHUANG Zi (CHN)

LENGTH OF GAME: 1h 25min **ATTENDANCE:** 5000

CONDITIONS: Partly cloudy **TEMPERATURE:** 26C/78F **HUMIDITY:** 65%

Legend:					
1B	First base	2B	Doubles/second base	3B	Triples/third base
AB	At bats	BB	Bases on balls	BK	Balk
CF	Center field	CS	Caught stealing	DH	Designated hitter
E	Errors	ER	Earned runs	GDP	Grounded into double play
HBP	Hit by pitch	HP	Home plate	HR	Home runs
I/O	Reached base on interference or obstruction	IP	Innings pitched	IP	Innings pitched
LF	Left field	LOB	Left on base	P	Pitcher
PH	Pinch hitter	PO	Put outs	Pos	Fielding position
R	Runs	RBI	Runs batted in	RF	Right field
SB	Stolen bases	SF	Sacrifice flies	SH	Sacrifice hits
SS	Shortstop	TP	Triple plays	W	Wins
*	Substitutions			A	Assists
				C	Catcher
				DP	Double plays
				H	Hits
				IBB	Intentional bases on balls
				L	Losses
				PB	Passed balls
				PR	Pinch runner
				S	Saves
				SO	Strike outs
				WP	Wild pitches



TEAM STATISTICS-PRELIMINARY ROUND As of 18 AUG 2008
球队技术统计-预赛阶段 / STATISTIQUES PAR ÉQUIPE, RONDE DE QUALIFICATIONS

INCLUDING 28 COMPLETED GAMES

BATTING

Rank	Team	BA	GP	AB	R	H	2B	3B	HR	RBI	SLG%	OB%	SO	BB	IBB	SH	SF	HBP	I/O	SB	CS	LOB	GDP
1	USA	.375	7	168	53	63	7	-	13	47	.649	.457	17	21	2	2	2	6	-	8	-	41	3
2	JPN	.256	7	168	23	43	3	1	5	22	.375	.359	24	20	2	12	-	7	1	4	-	53	1
3	CHN	.229	7	175	19	40	4	-	3	18	.303	.292	29	13	2	5	1	3	-	5	2	37	2
4	CAN	.217	7	175	17	38	4	-	3	17	.291	.258	25	10	-	5	1	-	-	4	1	30	2
5	TPE	.210	7	167	10	35	3	-	2	10	.263	.285	41	16	-	4	1	2	-	5	2	43	2
6	AUS	.205	7	166	30	34	9	-	9	29	.422	.327	39	29	4	10	-	1	-	2	1	35	2
7	VEN	.192	7	146	15	28	5	-	1	14	.247	.258	36	8	-	3	-	5	-	-	2	25	1
8	NED	.135	7	148	8	20	1	-	2	8	.182	.173	42	5	-	4	1	2	-	1	-	26	-

FIELDING

Rank	Team	GP	PO	A	E	DP	FLD%
1	USA	7	117	34	1	1	.993
2	JPN	7	141	77	3	6	.986
3	AUS	7	135	52	4	1	.979
4	VEN	7	123	50	4	3	.977
5	TPE	7	135	68	6	5	.971
6	CHN	7	138	55	6	1	.970
7	CAN	7	144	53	9	2	.956
8	NED	7	123	47	10	1	.944

CATCHING

Team	GP	PB	SB	CS
AUS	7	-	4	-
CAN	7	1	3	-
CHN	7	2	5	1
JPN	7	1	2	2
NED	7	-	2	2
TPE	7	-	5	1
USA	7	-	-	1
VEN	7	1	7	1

PITCHING

Rank	Team	W	L	S	ERA	GP	CG	Sho	IP	H	R	ER	HR	BB	IBB	SO	HBP	SH	SF	WP	ILP
1	USA	7	-	-	0.00	7	4	4	39.0	5	1	-	-	8	-	57	2	2	1	-	2
2	AUS	5	2	-	1.40	7	1	1	45.0	23	11	9	2	11	-	27	3	3	-	3	-
3	JPN	6	1	-	1.79	7	3	-	47.0	42	13	12	6	4	-	36	1	4	-	1	1
4	CAN	3	4	-	2.19	7	2	1	48.0	30	23	15	3	26	6	46	4	8	-	5	-
5	CHN	2	5	-	2.43	7	1	-	46.0	35	21	16	6	20	-	42	4	8	-	-	2
6	TPE	2	5	-	2.96	7	1	-	45.0	49	23	19	4	14	1	15	2	9	2	1	1
7	VEN	2	5	-	5.63	7	2	2	41.0	50	35	33	8	21	2	15	7	4	2	-	-
8	NED	1	6	-	6.66	7	1	-	41.0	67	48	39	9	18	1	15	3	7	1	4	1

Legend:

2B Doubles	3B Triples	A Assists	AB At bats	BA Batting average
BB Bases on balls	CG Complete games	CS Caught stealing	DP Double plays	E Errors
ER Earned runs	ERA Earned run average	FLD% Fielding average	GDP Grounded into double play	GP Games played
H Hits	HBP Hit by pitch	HR Home runs	IBB Intentional bases on balls	ILP Illegal pitch
I/O Reached base on interference or obstruction	IP Innings pitched	L Games Lost	R Runs	LOB Left on base
OB% On base percentage	PO Put outs	R Runs	SH Sacrifice hits	RBI Runs batted in
S Games saved	SB Stolen bases	SF Sacrifice flies	SH Sacrifice hits	Sho Shutouts
SLG% Slugging percentage	SO Strikeouts	W Games Won	WP Wild pitches	



CUMULATIVE STATISTICS-PRELIMINARY ROUND As of 20 AUG 2008 **CORRECTED**
累积技术统计-预赛阶段 / STATISTIQUES CUMULATIVES, RONDE DE QUALIFICATIONS

AUS - Australia

BATTING AND FIELDING

No	Player	BA	GP	AB	R	H	2B	3B	HR	RBI	SLG%	OB%	SO	BB	IBB	SH	SF	HBP	SB	CS	Pos	GP	IP	PO	A	E	FLD%	DP
27	BOWERING Jodie	.313	7	16	4	5	2	-	1	2	.625	.450	5	4	-	-	-	-	-	-	1B	7	45.0	46	2	-	1.000	1
18	CRONK Kylie	.000	6	10	-	-	-	-	-	-	-	-	2	-	-	-	-	-	-	-	PR PH RF	2 2 3	- - 17.0	- - 2	- - -	- - -	- - 1.000	- - -
23	HARDIE Kelly	.000	3	-	-	-	-	-	-	-	-	-	-	-	-	-	-	-	-	-	P	3	8.0	-	3	-	1.000	-
7	HARDING Tanya	.000	3	-	-	-	-	-	-	-	-	-	-	-	-	-	-	-	-	-	P	3	13.0	-	2	-	1.000	-
8	LEWIS Sandy	.227	7	22	2	5	1	-	1	4	.409	.261	5	1	-	1	-	-	-	1	2B	7	45.0	16	12	-	1.000	1
26	MORROW Simone	.263	7	19	5	5	1	-	3	5	.789	.364	2	3	-	2	-	-	1	-	RF LF	5 2	28.0 14.0	2 3	- -	- -	1.000 1.000	- -
9	MOSLEY Tracey	.133	5	15	-	2	1	-	-	2	.200	.133	2	-	-	-	-	-	-	-	DP C	2 3	- 18.0	- 11	- -	- -	- 1.000	- -
16	PORTER Stacey	.143	7	14	7	2	-	-	-	-	.143	.500	5	9	3	-	-	1	1	-	3B	7	45.0	7	9	-	1.000	1
5	ROCHE Melanie	.000	3	-	-	-	-	-	-	-	-	-	-	-	-	-	-	-	-	-	P	3	10.0	2	2	-	1.000	-
11	SMETHURST Justine	.000	4	-	-	-	-	-	-	-	-	-	-	-	-	-	-	-	-	-	P	4	14.0	1	4	-	1.000	-
4	STEWART Danielle	.286	6	7	3	2	-	-	1	3	.714	.500	1	3	-	1	-	-	-	-	PH DP SS	2 3 1	- - 3.0	- - 1	- - 3	- - -	- - 1.000	- - -
21	TITCUME Natalie	.357	6	14	3	5	-	-	2	5	.786	.500	2	4	1	1	-	-	-	-	C DP	4 2	27.0	16	1	1	.944	-
6	WARD Natalie	.238	7	21	3	5	2	-	1	5	.476	.273	7	1	-	-	-	-	-	-	SS DP	7 1	42.0	10	14	3	.889	-
24	WRIGHT Belinda	.071	7	14	1	1	1	-	-	1	.143	.188	3	2	-	3	-	-	-	-	CF	7	45.0	9	-	-	1.000	-
14	WYBORN Kerry	.143	6	14	2	2	1	-	-	2	.214	.250	5	2	-	2	-	-	-	-	LF PR	5 1	31.0	9	-	-	1.000	-
Team Statistics:		.205	7	166	30	34	9	-	9	29	.422	.327	39	29	4	10	-	1	2	1		7	45.0	135	52	4	.979	1

GDP: TITCUME Natalie (2)

Note:
Team GP, DP and IP are not the sum of player participation

Legend:		
1B	First base	2B Doubles/Second base
AB	At Bats	BA Batting aAverage
CF	Center field	CS Caught stealing
E	Errors	FLD% Fielding average
H	Hits	HBP Hit by pitch
I/O	Reached base on interference or obstruction	IBB Intentional bases on balls
LF	Left fielder	No Uniform number
PH	Pinch hitter	PO Put outs
R	Runs	RBI Runs batted In
SF	Sacrifice flies	SH Sacrifice hits
SS	Shortstop	3B Triples/Third base
		BB Bases on balls
		DH Designated hitter
		GDP Grounded into double play
		HR Home runs
		OB% On base percentage
		Pos Fielding position
		RF Right fielder
		SLG% Slugging percentage
		A Assists
		C Catcher
		DP Double play/Designated player
		GP Games played
		IP Innings played
		P Pitcher
		PR Pinch runner
		SB Stolen bases
		SO Strike outs



CUMULATIVE STATISTICS-PRELIMINARY ROUND As of 20 AUG 2008 **CORRECTED**
累积技术统计-预赛阶段 / STATISTIQUES CUMULATIVES, RONDE DE QUALIFICATIONS

AUS - Australia

PITCHING

No	Player	L/R	W	L	S	ERA	GP	GS	CG	Sho	IP	H	R	ER	HR	BB	IBB	SO	HBP	SH	SF	WP	ILP
23	HARDIE K	R	2	-	-	1.75	3	-	-	-	8.0	3	2	2	-	3	-	6	-	-	-	2	-
7	HARDING T	R	1	1	-	2.15	3	3	-	-	13.0	9	4	4	1	5	-	7	-	2	-	-	-
5	ROCHE M	R	1	1	-	2.10	3	1	-	-	10.0	5	4	3	1	1	-	4	1	1	-	1	-
11	SMETHURST J	R	1	-	-	0.50	4	3	1	1	14.0	6	1	1	-	2	-	10	2	-	-	-	-
Team Statistics:			5	2	-	1.56	7	7	1	1	45.0	23	11	10	2	11	-	27	3	3	-	3	-

CATCHING

No	Player	GP	IP	PB	SB	CS
9	MOSLEY T	3	18.0	-	4	-
21	TITCUME N	4	27.0	-	-	-
Team Statistics:		7	45.0	-	4	-

Note:
Team ER may not be the sum of player participation

Legend:	
BB Bases on balls allowed	CG Complete games
ERA Earned run average	GP Games pitched/played
HBP Hit by pitch	HR Home runs allowed
IP Innings pitched/played	L Games lost
PB Passed balls	R Runs allowed
SF Sacrifice flies allowed	SH Sacrifice hits allowed
W Games Won	WP Wild pitches
CS Caught stealing	ER Earned runs allowed
GS Games started	H Hits allowed
IBB Intentional bases on balls	ILP Illegal Pitch
L/R Left or right handed	No Uniform number
S Games saved	SB Stolen bases allowed
Sho Shutouts	SO Strikeouts



CUMULATIVE STATISTICS-PRELIMINARY ROUND As of 18 AUG 2008
累积技术统计-预赛阶段 / STATISTIQUES CUMULATIVES, RONDE DE QUALIFICATIONS

CAN - Canada

BATTING AND FIELDING

No	Player	BA	GP	AB	R	H	2B	3B	HR	RBI	SLG%	OB%	SO	BB	IBB	SH	SF	HBP	SB	CS	Pos	GP	IP	PO	A	E	FLD%	DP	
3	BAY REGULA Lauren	.000	5	-	-	-	-	-	-	-	-	-	-	-	-	-	-	-	-	-	-	P	5	22.1	-	7	-	1.000	-
17	BRADLEY Alison	.154	7	13	1	2	-	-	-	1	.154	.154	1	-	-	1	-	-	-	-	-	RF DP	7 1	39.1	6	-	1	.857	-
18	CUMPSTONE Erin	.231	6	13	-	3	1	-	-	1	.308	.286	1	1	-	1	-	-	-	-	-	C	6	41.0	49	6	-	1.000	-
4	LAWRICK Sheena	.190	7	21	-	4	-	-	-	-	.190	.227	3	1	-	-	-	-	-	-	-	1B	7	48.0	44	3	1	.979	2
13	LAWRIE Danielle	.000	4	-	-	-	-	-	-	-	-	-	-	-	-	-	-	-	-	-	-	P	4	12.1	-	3	-	1.000	-
9	LEVER Caitlin	.316	7	19	2	6	-	-	-	1	.316	.350	2	1	-	-	-	-	-	1	1	CF	7	48.0	4	-	-	1.000	-
15	MACKIN Robin	.000	3	-	-	-	-	-	-	-	-	-	-	-	-	-	-	-	-	-	-	P	3	6.2	-	-	-	-	-
21	MARIN Noemie	.000	5	1	1	-	-	-	-	-	-	-	1	-	-	-	-	-	-	-	-	PH PR	1 4	-	-	-	-	-	-
12	MATTHEWS Melanie	.182	7	22	3	4	1	-	1	3	.364	.250	1	2	-	-	-	-	-	1	-	LF	7	48.0	10	1	-	1.000	-
77	MEIER Dione	.000	2	-	-	-	-	-	-	-	-	-	-	-	-	-	-	-	-	-	-	P	2	6.2	-	1	-	1.000	-
20	McLEAN Erin	.053	7	19	-	1	-	-	-	1	.053	.100	3	1	-	1	-	-	-	-	-	3B	7	48.0	5	12	1	.944	-
55	RAFTER Kaleigh	.200	6	10	2	2	-	-	1	2	.500	.200	1	-	-	-	-	-	-	-	-	PH DP C	2 4 1	-	-	-	-	-	-
7	SALLING Jennifer	.222	7	18	2	4	-	-	-	-	.222	.263	4	1	-	2	-	-	-	-	-	SS	7	48.0	7	10	5	.773	2
14	TIMPF Megan	.250	7	20	3	5	1	-	-	3	.300	.286	6	1	-	-	-	-	-	1	-	DP RF	6 4	-	-	-	-	-	-
22	YEE Jennifer	.368	7	19	3	7	1	-	1	5	.579	.409	2	2	-	-	1	-	1	-	-	2B	7	48.0	15	10	1	.962	2
Team Statistics:		.217	7	175	17	38	4	-	3	17	.291	.258	25	10	-	5	1	-	4	1	-	7	48.0	144	53	9	.956	2	

GDP: TIMPF Megan (1); YEE Jennifer (1)

Note:
Team GP, DP and IP are not the sum of player participation

Legend:		
1B	First base	2B Doubles/Second base
AB	At Bats	BA Batting aAverage
CF	Center field	CS Caught stealing
E	Errors	FLD% Fielding average
H	Hits	HBP Hit by pitch
I/O	Reached base on interference or obstruction	HR Home runs
LF	Left fielder	IBB Intentional bases on balls
PH	Pinch hitter	OB% On base percentage
R	Runs	PO Put outs
SF	Sacrifice flies	Pos Fielding position
SS	Shortstop	RBI Runs batted In
		SH Sacrifice hits
		3B Triples/Third base
		BB Bases on balls
		DH Designated hitter
		GDP Grounded into double play
		HR Home runs
		IP Innings played
		P Pitcher
		PR Pinch runner
		RF Right fielder
		SB Stolen bases
		SLG% Slugging percentage
		SO Strike outs
		DP Double play/Designated player
		GP Games played



CUMULATIVE STATISTICS-PRELIMINARY ROUND As of 18 AUG 2008
累积技术统计-预赛阶段 / STATISTIQUES CUMULATIVES, RONDE DE QUALIFICATIONS

CAN - Canada

PITCHING

No	Player	L/R	W	L	S	ERA	GP	GS	CG	Sho	IP	H	R	ER	HR	BB	IBB	SO	HBP	SH	SF	WP	ILP
3	BAY REGULA L	L	2	2	-	1.25	5	4	1	1	22.1	8	6	4	-	19	3	24	1	3	-	2	-
13	LAWRIE D	R	1	1	-	2.27	4	2	1	-	12.1	8	4	4	1	1	1	13	1	4	-	1	-
15	MACKIN R	R	-	-	-	2.10	3	-	-	-	6.2	8	4	2	1	3	-	5	1	-	-	1	-
77	MEIER D	R	-	1	-	5.26	2	1	-	-	6.2	6	9	5	1	3	2	4	1	1	-	1	-
Team Statistics:			3	4	-	2.19	7	7	2	1	48.0	30	23	15	3	26	6	46	4	8	-	5	-

CATCHING

No	Player	GP	IP	PB	SB	CS
18	CUMPSTONE E	6	41.0	1	2	-
55	RAFTER K	1	7.0	-	1	-
Team Statistics:		7	48.0	1	3	-

Note:
Team ER may not be the sum of player participation

Legend:	
BB Bases on balls allowed	CG Complete games
ERA Earned run average	GP Games pitched/played
HBP Hit by pitch	HR Home runs allowed
IP Innings pitched/played	L Games lost
PB Passed balls	R Runs allowed
SF Sacrifice flies allowed	SH Sacrifice hits allowed
W Games Won	WP Wild pitches
CS Caught stealing	ER Earned runs allowed
GS Games started	H Hits allowed
IBB Intentional bases on balls	ILP Illegal Pitch
L/R Left or right handed	No Uniform number
S Games saved	SB Stolen bases allowed
Sho Shutouts	SO Strikeouts



CUMULATIVE STATISTICS-PRELIMINARY ROUND As of 18 AUG 2008
累积技术统计-预赛阶段 / STATISTIQUES CUMULATIVES, RONDE DE QUALIFICATIONS

CHN - People's Republic of China

BATTING AND FIELDING

No	Player	BA	GP	AB	R	H	2B	3B	HR	RBI	SLG%	OB%	SO	BB	IBB	SH	SF	HBP	SB	CS	Pos	GP	IP	PO	A	E	FLD%	DP	
29	GUO Jia	.125	5	8	-	1	-	-	-	-	.125	.300	2	2	1	1	-	-	-	1	-	PH	1	-	-	-	-	-	-
																						C	4	25.0	25	3	1	.966	-
7	LEI Donghui	.000	2	-	2	-	-	-	-	-	-	-	-	-	-	-	-	-	-	-	-	PR	2	-	-	-	-	-	-
																						DP	2	-	-	-	-	-	-
5	LI Chunxia	.286	7	21	1	6	-	-	-	2	.286	.286	1	-	-	1	-	-	-	1	-	SS	7	46.0	9	15	-	1.000	1
3	LI Qi	.000	5	-	-	-	-	-	-	-	-	-	-	-	-	-	-	-	-	-	-	P	5	16.0	-	2	-	1.000	-
1	LU Wei	.000	5	-	-	-	-	-	-	-	-	-	-	-	-	-	-	-	-	-	-	P	5	15.1	1	3	-	1.000	-
9	PAN Xia	.333	4	9	3	3	1	-	-	-	.444	.500	1	2	1	-	-	-	1	-	-	C	3	21.0	17	-	-	1.000	-
																						PH	1	-	-	-	-	-	-
6	SUN Li	.250	7	20	3	5	-	-	-	3	.250	.250	4	-	-	1	-	-	-	1	-	2B	7	46.0	18	11	2	.935	1
21	TAN Ying	.263	7	19	-	5	-	-	-	4	.263	.250	4	-	-	-	1	-	-	1	2	3B	7	46.0	3	7	2	.833	-
12	WU Di	.250	5	8	1	2	-	-	-	-	.250	.250	2	-	-	-	-	-	-	-	-	PH	3	-	-	-	-	-	-
																						DP	3	-	-	-	-	-	-
33	XIN Minhong	.167	7	18	-	3	-	-	-	1	.167	.211	5	1	-	-	-	-	-	-	-	DP	5	-	-	-	-	-	-
																						PH	4	-	-	-	-	-	-
16	YU Huili	.000	5	-	-	-	-	-	-	-	-	-	-	-	-	-	-	-	-	-	-	P	5	14.2	-	8	-	1.000	-
20	YU Yanhong	.182	7	22	4	4	1	-	1	2	.364	.217	5	-	-	-	-	-	1	1	-	1B	7	46.0	45	6	-	1.000	1
10	ZHANG Ai	.176	7	17	1	3	1	-	-	2	.235	.364	3	5	-	-	-	-	-	-	-	RF	7	46.0	6	-	-	1.000	-
11	ZHANG Lifang	.154	7	13	2	2	1	-	1	3	.462	.267	2	2	-	1	-	-	-	-	-	LF	7	46.0	4	-	1	.800	-
19	ZHOU Yi	.300	7	20	2	6	-	-	1	1	.450	.364	-	1	-	1	-	-	1	-	-	CF	7	46.0	10	-	-	1.000	-
	Team Statistics:	.229	7	175	19	40	4	-	3	18	.303	.292	29	13	2	5	1	3	5	2		7	46.0	138	55	6	.970	1	

GDP: TAN Ying (1); ZHOU Yi (1)

Note:
Team GP, DP and IP are not the sum of player participation

Legend:		
1B	First base	2B Doubles/Second base
AB	At Bats	BA Batting aAverage
CF	Center field	CS Caught stealing
E	Errors	FLD% Fielding average
H	Hits	HBP Hit by pitch
I/O	Reached base on interference or obstruction	HR Home runs
LF	Left fielder	IBB Intentional bases on balls
PH	Pinch hitter	OB% On base percentage
R	Runs	PO Put outs
SF	Sacrifice flies	Pos Fielding position
SS	Shortstop	RBI Runs batted In
		RF Right fielder
		SH Sacrifice hits
		SLG% Slugging percentage
		A Assists
		C Catcher
		DP Double play/Designated player
		GP Games played
		IP Innings played
		P Pitcher
		PR Pinch runner
		SB Stolen bases
		SO Strike outs



CUMULATIVE STATISTICS-PRELIMINARY ROUND As of 18 AUG 2008
 累积技术统计-预赛阶段 / STATISTIQUES CUMULATIVES, RONDE DE QUALIFICATIONS

CHN - People's Republic of China

PITCHING

No	Player	L/R	W	L	S	ERA	GP	GS	CG	Sho	IP	H	R	ER	HR	BB	IBB	SO	HBP	SH	SF	WP	ILP
3	LI Q	L	-	-	-	0.88	5	-	-	-	16.0	9	2	2	1	4	-	22	2	4	-	-	-
1	LU W	R	-	3	-	3.65	5	4	1	-	15.1	14	11	8	3	10	-	11	1	3	-	-	2
16	YU H	R	2	2	-	2.86	5	3	-	-	14.2	12	8	6	2	6	-	9	1	1	-	-	-
Team Statistics:			2	5	-	2.43	7	7	1	-	46.0	35	21	16	6	20	-	42	4	8	-	-	2

CATCHING

No	Player	GP	IP	PB	SB	CS
29	GUO J	4	25.0	1	5	1
9	PAN X	3	21.0	1	-	-
Team Statistics:		7	46.0	2	5	1

Note:
 Team ER may not be the sum of player participation

Legend:	
BB Bases on balls allowed	CG Complete games
ERA Earned run average	GP Games pitched/played
HBP Hit by pitch	HR Home runs allowed
IP Innings pitched/played	L Games lost
PB Passed balls	R Runs allowed
SF Sacrifice flies allowed	SH Sacrifice hits allowed
W Games Won	WP Wild pitches
CS Caught stealing	ER Earned runs allowed
GS Games started	H Hits allowed
IBB Intentional bases on balls	ILP Illegal Pitch
L/R Left or right handed	No Uniform number
S Games saved	SB Stolen bases allowed
Sho Shutouts	SO Strikeouts



CUMULATIVE STATISTICS-PRELIMINARY ROUND As of 18 AUG 2008
累积技术统计-预赛阶段 / STATISTIQUES CUMULATIVES, RONDE DE QUALIFICATIONS

JPN - Japan

BATTING AND FIELDING

No	Player	BA	GP	AB	R	H	2B	3B	HR	RBI	SLG%	OB%	SO	BB	IBB	SH	SF	HBP	SB	CS	Pos	GP	IP	PO	A	E	FLD%	DP
16	EMOTO Naho	.000	2	-	-	-	-	-	-	-	-	-	-	-	-	-	-	-	-	-	P	2	1.0	-	1	-	1.000	-
7	FUJIMOTO Motoko	.316	7	19	1	6	-	-	-	2	.316	.316	2	-	-	1	-	-	-	-	DP	5	-	-	-	-	-	-
8	HIROSE Megu	.357	7	14	3	5	1	1	-	2	.571	.550	1	5	-	-	-	1	-	-	3B	7	45.0	5	19	-	1.000	1
23	INUI Emi	.167	5	6	-	1	-	-	-	-	.167	.375	1	1	-	-	-	1	-	-	C	5	24.0	20	1	-	1.000	-
10	ITO Sachiko	.000	4	6	-	-	-	-	-	-	-	-	2	-	-	1	-	-	-	-	DP	1	-	-	-	-	-	-
																					1B	2	5.0	10	-	-	1.000	1
																					PH	1	-	-	-	-	-	-
5	KARINO Ayumi	.286	7	21	1	6	1	-	-	-	.333	.400	2	3	1	1	-	1	-	-	RF	7	47.0	4	2	-	1.000	1
25	MABUCHI Satoko	.261	7	23	6	6	-	-	3	6	.652	.320	6	1	-	-	-	1	1	-	LF	7	47.0	2	-	1	.667	-
2	MINE Yukiyo	.091	5	11	-	1	-	-	-	1	.091	.091	2	-	-	-	-	-	-	-	PH	1	-	-	-	-	-	-
																					C	5	23.0	17	2	-	1.000	-
4	MISHINA Masumi	.000	6	13	2	-	-	-	-	-	-	.278	4	3	1	1	-	2	-	-	DP	5	33.0	16	11	-	1.000	3
																					DP	1	-	-	-	-	-	-
3	NISHIYAMA Rei	.294	7	17	4	5	-	-	-	2	.294	.400	3	3	-	5	-	-	-	-	SS	7	47.0	6	21	2	.931	3
21	SAKAI Hiroko	.000	4	-	-	-	-	-	-	-	-	-	-	-	-	-	-	-	-	-	P	4	21.0	1	2	-	1.000	-
24	SATO Rie	.350	7	20	2	7	1	-	1	5	.550	.409	1	1	-	-	-	1	-	-	1B	7	42.0	51	1	-	1.000	5
																					3B	1	2.0	-	1	-	1.000	-
14	SOMEYA Mika	.000	2	-	-	-	-	-	-	-	-	-	-	-	-	-	-	-	-	-	P	2	6.0	-	6	-	1.000	-
17	UENO Yukiko	.000	3	-	-	-	-	-	-	-	-	-	-	-	-	-	-	-	-	-	P	3	19.0	1	2	-	1.000	1
11	YAMADA Eri	.333	7	18	4	6	-	-	1	4	.500	.429	-	3	-	3	-	-	3	-	CF	7	47.0	6	2	-	1.000	-
	Team Statistics:	.256	7	168	23	43	3	1	5	22	.375	.359	24	20	2	12	-	7	4	-		7	47.0	141	77	3	.986	6

GDP: SATO Rie (1)

I/O: YAMADA Eri (1)

Note:
Team GP, DP and IP are not the sum of player participation

Legend:		
1B	First base	2B Doubles/Second base
AB	At Bats	BA Batting aAverage
CF	Center field	CS Caught stealing
E	Errors	FLD% Fielding average
H	Hits	HBP Hit by pitch
I/O	Reached base on interference or obstruction	HR Home runs
LF	Left fielder	IBB Intentional bases on balls
PH	Pinch hitter	OB% On base percentage
R	Runs	PO Put outs
SF	Sacrifice flies	RF Right fielder
SS	Shortstop	SLG% Slugging percentage
		A Assists
		C Catcher
		DP Double play/Designated player
		GP Games played
		IP Innings played
		P Pitcher
		PR Pinch runner
		SB Stolen bases
		SO Strike outs



CUMULATIVE STATISTICS-PRELIMINARY ROUND As of 18 AUG 2008
累积技术统计-预赛阶段 / STATISTIQUES CUMULATIVES, RONDE DE QUALIFICATIONS

JPN - Japan

PITCHING

No	Player	L/R	W	L	S	ERA	GP	GS	CG	Sho	IP	H	R	ER	HR	BB	IBB	SO	HBP	SH	SF	WP	ILP
16	EMOTO N	R	-	1	-	21.00	2	1	-	-	1.0	5	4	3	2	-	-	1	-	-	-	-	-
21	SAKAI H	R	3	-	-	1.00	4	3	2	-	21.0	17	3	3	-	1	-	18	1	4	-	-	1
14	SOMEYA M	R	-	-	-	3.50	2	-	-	-	6.0	6	3	3	2	3	-	4	-	-	-	1	-
17	UENO Y	R	3	-	-	1.11	3	3	1	-	19.0	14	3	3	2	-	-	13	-	-	-	-	-
Team Statistics:			6	1	-	1.79	7	7	3	-	47.0	42	13	12	6	4	-	36	1	4	-	1	1

CATCHING

No	Player	GP	IP	PB	SB	CS
23	INUI E	5	24.0	-	-	1
2	MINE Y	5	23.0	1	2	1
Team Statistics:		7	47.0	1	2	2

Note:
Team ER may not be the sum of player participation

Legend:			
BB	Bases on balls allowed	CG	Complete games
ERA	Earned run average	GP	Games pitched/played
HBP	Hit by pitch	HR	Home runs allowed
IP	Innings pitched/played	L	Games lost
PB	Passed balls	R	Runs allowed
SF	Sacrifice flies allowed	SH	Sacrifice hits allowed
W	Games Won	WP	Wild pitches
		CS	Caught stealing
		GS	Games started
		IBB	Intentional bases on balls
		L/R	Left or right handed
		S	Games saved
		Sho	Shutouts
		ER	Earned runs allowed
		H	Hits allowed
		ILP	Illegal Pitch
		No	Uniform number
		SB	Stolen bases allowed
		SO	Strikeouts



CUMULATIVE STATISTICS-PRELIMINARY ROUND As of 18 AUG 2008
累积技术统计-预赛阶段 / STATISTIQUES CUMULATIVES, RONDE DE QUALIFICATIONS

NED - Netherlands

BATTING AND FIELDING

No	Player	BA	GP	AB	R	H	2B	3B	HR	RBI	SLG%	OB%	SO	BB	IBB	SH	SF	HBP	SB	CS	Pos	GP	IP	PO	A	E	FLD%	DP	
25	BOEKEL Noemi	.100	6	10	-	1	-	-	-	1	.100	.100	3	-	-	-	-	-	-	-	-	PH	1	-	-	-	-	-	-
																						3B	5	26.2	4	8	-	1.000	1
6	FELLINGER Marloes	.222	7	18	3	4	1	-	1	1	.444	.263	6	1	-	-	-	-	-	-	-	LF	4	24.0	5	1	1	.857	-
																						DP	3	-	-	-	-	-	-
15	GOUVERNEUR Sandra	.222	7	18	2	4	-	-	1	4	.389	.222	7	-	-	-	-	-	-	1	-	SS	7	41.0	5	12	3	.850	-
14	KLUIJSKENS Kim	.211	7	19	1	4	-	-	-	-	.211	.211	6	-	-	-	-	-	-	-	-	1B	7	41.0	40	1	-	1.000	1
16	KOSTERINK Saskia	.050	7	20	-	1	-	-	-	-	.050	.050	6	-	-	-	-	-	-	-	-	CF	7	41.0	17	-	-	1.000	-
17	KROESEN Jolanda	.154	6	13	1	2	-	-	-	1	.154	.214	2	-	-	2	-	1	-	-	-	RF	6	36.0	7	-	2	.778	-
5	SMIT Marjan	.286	6	7	1	2	-	-	-	1	.286	.333	3	-	-	-	1	1	-	-	-	PR	2	-	-	-	-	-	-
																						LF	3	17.0	11	-	1	.917	-
																						RF	2	5.0	3	-	-	1.000	-
31	SOUMERU Rebecca	.000	5	-	-	-	-	-	-	-	-	-	-	-	-	-	-	-	-	-	-	P	5	11.0	-	1	-	1.000	-
26	TIMMERMANS Nathalie	.000	6	9	-	-	-	-	-	-	-	.182	3	2	-	1	-	-	-	-	-	DP	2	-	-	-	-	-	-
																						C	4	19.1	7	1	-	1.000	-
																						PH	1	-	-	-	-	-	-
4	VENKER Ellen	.000	5	4	-	-	-	-	-	-	-	-	-	-	-	-	-	-	-	-	-	C	5	21.2	9	1	-	1.000	-
9	VONK Britt	.091	5	11	-	1	-	-	-	-	.091	.167	3	1	-	1	-	-	-	-	-	2B	5	26.0	6	8	1	.933	-
																						DP	1	-	-	-	-	-	-
18	de PEINDER Daisy	.200	4	5	-	1	-	-	-	-	.200	.333	1	1	-	-	-	-	-	-	-	3B	3	14.1	3	4	1	.875	-
																						PH	1	-	-	-	-	-	-
24	de VRIES Kristi	.000	6	11	-	-	-	-	-	-	-	-	1	-	-	-	-	-	-	-	-	P	5	12.0	1	2	1	.750	-
																						DP	3	-	-	-	-	-	-
																						PH	1	12.0	1	2	1	.750	-
12	van HEIJST Petra	.000	6	3	-	-	-	-	-	-	-	-	1	-	-	-	-	-	-	-	-	PR	2	-	-	-	-	-	-
																						2B	4	15.0	5	4	-	1.000	-
11	van KAMPEN Judith	.000	6	-	-	-	-	-	-	-	-	-	-	-	-	-	-	-	-	-	-	P	6	18.0	-	4	-	1.000	-
	Team Statistics:	.135	7	148	8	20	1	-	2	8	.182	.173	42	5	-	4	1	2	1	-	-		7	41.0	123	47	10	.944	1

Note:
Team GP, DP and IP are not the sum of player participation

Legend:		
1B	First base	2B Doubles/Second base
AB	At Bats	BA Batting aAverage
CF	Center field	CS Caught stealing
E	Errors	FLD% Fielding average
H	Hits	HBP Hit by pitch
I/O	Reached base on interference or obstruction	HR Home runs
LF	Left fielder	IBB Intentional bases on balls
PH	Pinch hitter	OB% On base percentage
R	Runs	PO Put outs
SF	Sacrifice flies	Pos Fielding position
SS	Shortstop	RF Right fielder
		SLG% Slugging percentage
		A Assists
		C Catcher
		DP Double play/Designated player
		GP Games played
		IP Innings played
		P Pitcher
		PR Pinch runner
		SB Stolen bases
		SO Strike outs



CUMULATIVE STATISTICS-PRELIMINARY ROUND As of 18 AUG 2008
累积技术统计-预赛阶段 / STATISTIQUES CUMULATIVES, RONDE DE QUALIFICATIONS

NED - Netherlands

PITCHING

No	Player	L/R	W	L	S	ERA	GP	GS	CG	Sho	IP	H	R	ER	HR	BB	IBB	SO	HBP	SH	SF	WP	ILP
31	SOUMERU R	R	-	1	-	10.82	5	2	-	-	11.0	27	18	17	4	1	-	2	1	1	-	-	-
24	de VRIES K	R	-	3	-	6.42	5	3	-	-	12.0	17	18	11	1	10	1	5	2	-	1	1	-
11	van KAMPEN J	R	1	2	-	4.28	6	2	1	-	18.0	23	12	11	4	7	-	8	-	6	-	3	1
Team Statistics:			1	6	-	6.66	7	7	1	-	41.0	67	48	39	9	18	1	15	3	7	1	4	1

CATCHING

No	Player	GP	IP	PB	SB	CS
26	TIMMERMANS N	4	19.1	-	1	1
4	VENKER E	5	21.2	-	1	1
Team Statistics:		7	41.0	-	2	2

Note:
Team ER may not be the sum of player participation

Legend:	
BB Bases on balls allowed	CG Complete games
ERA Earned run average	GP Games pitched/played
HBP Hit by pitch	HR Home runs allowed
IP Innings pitched/played	L Games lost
PB Passed balls	R Runs allowed
SF Sacrifice flies allowed	SH Sacrifice hits allowed
W Games Won	WP Wild pitches
CS Caught stealing	ER Earned runs allowed
GS Games started	H Hits allowed
IBB Intentional bases on balls	ILP Illegal Pitch
L/R Left or right handed	No Uniform number
S Games saved	SB Stolen bases allowed
Sho Shutouts	SO Strikeouts



CUMULATIVE STATISTICS-PRELIMINARY ROUND As of 18 AUG 2008
累积技术统计-预赛阶段 / STATISTIQUES CUMULATIVES, RONDE DE QUALIFICATIONS

TPE - Chinese Taipei

BATTING AND FIELDING

No	Player	BA	GP	AB	R	H	2B	3B	HR	RBI	SLG%	OB%	SO	BB	IBB	SH	SF	HBP	SB	CS	Pos	GP	IP	PO	A	E	FLD%	DP
12	CHEN Miao-Yi	.278	7	18	3	5	-	-	-	-	.278	.381	4	3	-	-	-	-	2	-	CF	7	45.0	7	1	-	1.000	-
17	CHIANG Hui-Chuan	.222	7	18	1	4	1	-	-	3	.278	.286	7	2	-	-	1	-	-	-	DP	3	-	-	-	-	-	-
																					C	4	27.0	13	-	-	1.000	-
15	CHUEH Ming-Hui	.000	6	-	-	-	-	-	-	-	-	-	-	-	-	-	-	-	-	-	P	6	17.0	-	4	-	1.000	-
38	HSU Hsiu-Ling	.200	5	5	-	1	-	-	-	-	.200	.333	1	1	-	2	-	-	-	-	3B	3	21.0	1	7	-	1.000	1
																					PR	2	-	-	-	-	-	-
																					DP	1	-	-	-	-	-	-
																					2B	1	1.0	1	-	-	1.000	-
10	HUANG Hui-Wen	.091	6	11	-	1	-	-	-	-	.091	.167	1	1	-	-	-	-	-	-	LF	4	24.0	10	1	-	1.000	1
																					PR	2	-	-	-	-	-	-
8	LAI Meng-Ting	.190	7	21	2	4	-	-	-	-	.190	.261	7	2	-	1	-	-	2	1	RF	7	45.0	8	-	-	1.000	-
21	LAI Sheng-Jung	.000	4	-	-	-	-	-	-	-	-	-	-	-	-	-	-	-	-	-	P	4	12.1	1	2	-	1.000	-
11	LI Chiu-Ching	.222	7	18	1	4	-	-	1	1	.389	.263	4	-	-	1	-	1	-	-	3B	4	24.0	-	10	2	.833	-
																					LF	3	21.0	5	-	-	1.000	-
9	LIN Su-Hua	.000	1	-	-	-	-	-	-	-	-	-	-	-	-	-	-	-	-	-	P	1	4.0	-	-	-	-	-
4	LO Hsiao-Ting	.238	7	21	1	5	1	-	-	2	.286	.238	7	-	-	-	-	-	-	-	SS	7	45.0	11	17	2	.933	2
41	LU Hsueh-Mei	.333	6	12	1	4	1	-	1	3	.667	.467	2	3	-	-	-	-	-	-	PH	2	-	-	-	-	-	-
																					DP	4	-	-	-	-	-	-
28	PAN Tzu-Hui	.235	7	17	1	4	-	-	-	-	.235	.350	1	2	-	-	-	-	1	1	2B	7	44.0	22	17	1	.975	3
27	TUNG Yun-Chi	.286	4	7	-	2	-	-	-	1	.286	.286	2	-	-	-	-	-	-	-	C	3	18.0	2	1	-	1.000	-
																					PR	2	-	-	-	-	-	-
23	WEN Li-Hsiu	.053	7	19	-	1	-	-	-	-	.053	.143	5	2	-	-	-	-	-	-	1B	7	45.0	54	4	1	.983	2
22	WU Chia-Yen	.000	5	-	-	-	-	-	-	-	-	-	-	-	-	-	-	-	-	-	P	5	11.2	-	4	-	1.000	-
	Team Statistics:	.210	7	167	10	35	3	-	2	10	.263	.285	41	16	-	4	1	2	5	2		7	45.0	135	68	6	.971	5

GDP: LI Chiu-Ching (1); PAN Tzu-Hui (1)

Note:
Team GP, DP and IP are not the sum of player participation

Legend:		
1B	First base	2B Doubles/Second base
AB	At Bats	BA Batting aAverage
CF	Center field	CS Caught stealing
E	Errors	FLD% Fielding average
H	Hits	HBP Hit by pitch
I/O	Reached base on interference or obstruction	HR Home runs
LF	Left fielder	IBB Intentional bases on balls
PH	Pinch hitter	OB% On base percentage
R	Runs	PO Put outs
SF	Sacrifice flies	Pos Fielding position
SS	Shortstop	RF Right fielder
		SLG% Slugging percentage
		A Assists
		C Catcher
		DP Double play/Designated player
		GP Games played
		IP Innings played
		P Pitcher
		PR Pinch runner
		SB Stolen bases
		SO Strike outs



CUMULATIVE STATISTICS-PRELIMINARY ROUND As of 18 AUG 2008
累积技术统计-预赛阶段 / STATISTIQUES CUMULATIVES, RONDE DE QUALIFICATIONS

TPE - Chinese Taipei

PITCHING

No	Player	L/R	W	L	S	ERA	GP	GS	CG	Sho	IP	H	R	ER	HR	BB	IBB	SO	HBP	SH	SF	WP	ILP
15	CHUEH MH	R	1	-	-	1.65	6	-	-	-	17.0	10	5	4	-	7	-	8	2	4	-	1	-
21	LAI SJ	R	-	3	-	2.84	4	3	-	-	12.1	13	6	5	3	4	1	4	-	3	1	-	-
9	LIN SH	L	-	1	-	10.50	1	1	1	-	4.0	10	7	6	1	3	-	-	-	-	1	-	-
22	WU CY	R	1	1	-	2.40	5	3	-	-	11.2	16	5	4	-	-	-	3	-	2	-	-	1
Team Statistics:			2	5	-	2.96	7	7	1	-	45.0	49	23	19	4	14	1	15	2	9	2	1	1

CATCHING

No	Player	GP	IP	PB	SB	CS
17	CHIANG HC	4	27.0	-	2	-
27	TUNG YC	3	18.0	-	3	1
Team Statistics:		7	45.0	-	5	1

Note:
Team ER may not be the sum of player participation

Legend:			
BB	Bases on balls allowed	CG	Complete games
ERA	Earned run average	GP	Games pitched/played
HBP	Hit by pitch	HR	Home runs allowed
IP	Innings pitched/played	L	Games lost
PB	Passed balls	R	Runs allowed
SF	Sacrifice flies allowed	SH	Sacrifice hits allowed
W	Games Won	WP	Wild pitches
		CS	Caught stealing
		GS	Games started
		IBB	Intentional bases on balls
		L/R	Left or right handed
		S	Games saved
		Sho	Shutouts
		ER	Earned runs allowed
		H	Hits allowed
		ILP	Illegal Pitch
		No	Uniform number
		SB	Stolen bases allowed
		SO	Strikeouts



CUMULATIVE STATISTICS-PRELIMINARY ROUND As of 18 AUG 2008
累积技术统计-预赛阶段 / STATISTIQUES CUMULATIVES, RONDE DE QUALIFICATIONS

USA - United States of America

BATTING AND FIELDING

No	Player	BA	GP	AB	R	H	2B	3B	HR	RBI	SLG%	OB%	SO	BB	IBB	SH	SF	HBP	SB	CS	Pos	GP	IP	PO	A	E	FLD%	DP	
14	ABBOTT Monica	.000	4	-	-	-	-	-	-	-	-	-	-	-	-	-	-	-	-	-	-	PH	1	14.0	-	3	-	1.000	-
																						P	4	14.0	-	3	-	1.000	-
44	BERG Laura	.600	6	5	2	3	-	-	-	1	.600	.600	-	-	-	-	-	-	-	1	-	PR	1	-	-	-	-	-	-
																						RF	5	11.0	1	-	-	1.000	-
																						PH	1	-	-	-	-	-	-
																						CF	1	2.0	1	-	-	1.000	-
6	BUSTOS Crystl	.563	7	16	10	9	-	-	4	6	1.313	.667	-	5	2	-	-	-	-	-	-	DP	6	-	-	-	-	-	-
																						3B	1	5.0	-	-	-	-	-
28	DURAN Andrea	.385	6	13	4	5	2	-	-	5	.538	.579	2	5	-	-	-	1	1	-	-	3B	6	34.0	2	5	-	1.000	-
27	FINCH Jennie	.000	3	-	-	-	-	-	-	-	-	-	-	-	-	-	-	-	-	-	-	P	3	11.0	-	1	-	1.000	-
11	FLOWERS Tairia	.188	7	16	3	3	1	-	1	3	.438	.316	1	3	-	-	-	-	-	-	-	1B	7	39.0	29	3	-	1.000	1
19	GALINDO Victoria	.500	5	4	1	2	-	-	-	1	.500	.500	1	-	-	-	-	-	-	-	-	PH	3	-	-	-	-	-	-
																						DP	3	-	-	-	-	-	-
																						PR	1	-	-	-	-	-	-
																						2B	2	3.0	2	-	-	1.000	-
3	JUNG Lovieanne	.467	7	15	3	7	1	-	-	5	.533	.500	-	2	-	-	1	-	1	-	-	2B	7	36.0	7	10	-	1.000	1
12	KRETSCHMAN Kelly	.471	7	17	5	8	-	-	1	6	.647	.550	1	1	-	1	-	2	-	-	-	RF	6	28.0	4	-	-	1.000	-
																						DP	1	-	-	-	-	-	-
37	LAPPIN Lauren	.250	5	4	-	1	-	-	-	2	.250	.200	1	-	-	-	1	-	-	-	-	PH	2	-	-	-	-	-	-
																						C	3	8.0	9	2	-	1.000	-
																						SS	1	2.0	-	1	-	1.000	-
26	LOWE Caitlin	.286	7	21	8	6	1	-	1	2	.476	.318	2	1	-	-	-	-	-	1	-	CF	7	37.0	3	-	1	.750	-
2	MENDOZA Jessica	.421	7	19	9	8	2	-	4	9	1.158	.522	2	1	-	-	-	3	2	-	-	LF	7	39.0	6	-	-	1.000	-
33	NUVEMAN Stacey	.167	6	18	3	3	-	-	-	1	.167	.167	6	-	-	-	-	-	-	-	-	C	6	31.0	46	3	-	1.000	-
8	OSTERMAN Cat	.000	3	-	-	-	-	-	-	-	-	-	-	-	-	-	-	-	-	-	-	P	3	14.0	-	1	-	1.000	-
29	WATLEY Natasha	.400	7	20	5	8	-	-	2	6	.700	.478	1	3	-	1	-	-	2	-	-	SS	7	37.0	7	5	-	1.000	1
	Team Statistics:	.375	7	168	53	63	7	-	13	47	.649	.457	17	21	2	2	2	6	8	-	-		7	39.0	117	34	1	.993	1

GDP: FLOWERS Tairia (1); MENDOZA Jessica (1); NUVEMAN Stacey (1)

Note:
Team GP, DP and IP are not the sum of player participation

Legend:		
1B	First base	2B Doubles/Second base
AB	At Bats	BA Batting aAverage
CF	Center field	CS Caught stealing
E	Errors	FLD% Fielding average
H	Hits	HBP Hit by pitch
I/O	Reached base on interference or obstruction	HR Home runs
LF	Left fielder	IBB Intentional bases on balls
PH	Pinch hitter	OB% On base percentage
R	Runs	PO Put outs
SF	Sacrifice flies	RF Right fielder
SS	Shortstop	RBI Runs batted In
		SH Sacrifice hits
		SLG% Slugging percentage
		A Assists
		C Catcher
		DP Double play/Designated player
		GP Games played
		IP Innings played
		P Pitcher
		PR Pinch runner
		SB Stolen bases
		SO Strike outs



CUMULATIVE STATISTICS-PRELIMINARY ROUND As of 18 AUG 2008
累积技术统计-预赛阶段 / STATISTIQUES CUMULATIVES, RONDE DE QUALIFICATIONS

USA - United States of America

PITCHING

No	Player	L/R	W	L	S	ERA	GP	GS	CG	Sho	IP	H	R	ER	HR	BB	IBB	SO	HBP	SH	SF	WP	ILP
14	ABBOTT M	L	2	-	-	0.00	4	3	2	2	14.0	1	1	-	-	1	-	19	-	-	1	-	2
27	FINCH J	R	2	-	-	0.00	3	2	1	1	11.0	2	-	-	-	3	-	14	1	1	-	-	-
8	OSTERMAN C	L	3	-	-	0.00	3	2	1	1	14.0	2	-	-	-	4	-	24	1	1	-	-	-
Team Statistics:			7	-	-	0.00	7	7	4	4	39.0	5	1	-	-	8	-	57	2	2	1	-	2

CATCHING

No	Player	GP	IP	PB	SB	CS
37	LAPPIN L	3	8.0	-	-	-
33	NUVEMAN S	6	31.0	-	-	1
Team Statistics:		7	39.0	-	-	1

Note:
Team ER may not be the sum of player participation

Legend:			
BB Bases on balls allowed	CG Complete games	CS Caught stealing	ER Earned runs allowed
ERA Earned run average	GP Games pitched/played	GS Games started	H Hits allowed
HBP Hit by pitch	HR Home runs allowed	IBB Intentional bases on balls	ILP Illegal Pitch
IP Innings pitched/played	L Games lost	L/R Left or right handed	No Uniform number
PB Passed balls	R Runs allowed	S Games saved	SB Stolen bases allowed
SF Sacrifice flies allowed	SH Sacrifice hits allowed	Sho Shutouts	SO Strikeouts
W Games Won	WP Wild pitches		



CUMULATIVE STATISTICS-PRELIMINARY ROUND As of 18 AUG 2008
累积技术统计-预赛阶段 / STATISTIQUES CUMULATIVES, RONDE DE QUALIFICATIONS

VEN - Venezuela

BATTING AND FIELDING

No	Player	BA	GP	AB	R	H	2B	3B	HR	RBI	SLG%	OB%	SO	BB	IBB	SH	SF	HBP	SB	CS	Pos	GP	IP	PO	A	E	FLD%	DP
1	ALICART Yuruby	.333	6	15	2	5	1	-	1	1	.600	.333	4	-	-	-	-	-	-	-	2B	6	34.0	14	14	1	.966	2
6	BOGADO Mariangee	.000	7	-	-	-	-	-	-	-	-	-	-	-	-	-	-	-	-	-	P	7	23.0	-	8	-	1.000	-
5	CASTELLANOS Marianella	.000	3	-	-	-	-	-	-	-	-	-	-	-	-	-	-	-	-	-	P	3	4.2	-	1	-	1.000	-
23	CIRIMELE Zuleyma	.167	6	12	-	2	1	-	-	2	.250	.167	4	-	-	-	-	-	-	-	C	4	20.0	9	2	-	1.000	-
																					PH	1	-	-	-	-	-	-
																					DP	1	-	-	-	-	-	-
9	FUENMAYOR Denisse	.250	7	20	3	5	-	-	-	1	.250	.250	3	-	-	-	-	-	-	-	SS	7	41.0	15	8	1	.958	1
7	GOMEZ Johana	.000	4	-	-	-	-	-	-	-	-	-	-	-	-	-	-	-	-	-	P	4	13.1	1	3	-	1.000	-
13	MUJICA Bheiglys	.000	4	4	1	-	-	-	-	-	-	-	-	-	-	-	-	-	-	-	2B	2	7.0	2	3	-	1.000	-
																					PR	1	-	-	-	-	-	-
																					DP	1	-	-	-	-	-	-
																					PH	1	-	-	-	-	-	-
15	PEREZ Yusmary	.091	5	11	-	1	-	-	-	-	.091	.091	5	-	-	-	-	-	-	-	RF	4	25.0	5	-	-	1.000	-
																					PH	1	-	-	-	-	-	-
10	PIMENTEL Jineth	.267	7	15	-	4	1	-	-	4	.333	.313	2	-	-	-	-	1	-	-	3B	7	41.0	1	9	-	1.000	1
2	PUERTAS Geraldine	.154	7	13	-	2	-	-	-	4	.154	.267	5	1	-	-	-	1	-	-	DP	6	-	-	-	-	-	-
																					PH	1	-	-	-	-	-	-
17	RIERA Maribel	.143	5	7	1	1	-	-	-	-	.143	.143	3	-	-	-	-	-	-	-	PH	1	-	-	-	-	-	-
																					LF	2	3.0	-	-	-	-	-
																					RF	3	16.0	3	-	-	1.000	-
20	RODRIGUEZ Mayles	.000	5	3	1	-	-	-	-	-	-	.250	1	-	-	1	-	1	-	-	PR	1	-	-	-	-	-	-
																					C	4	21.0	8	-	-	1.000	-
8	ROJAS Rubilena	.231	7	13	3	3	1	-	-	1	.308	.375	4	2	-	1	-	1	-	-	LF	7	38.0	6	-	1	.857	-
11	SOJO Yaicey	.000	7	14	2	-	-	-	-	-	-	.222	2	4	-	1	-	-	-	1	CF	7	41.0	12	-	-	1.000	-
14	SOTO Maria	.263	7	19	2	5	1	-	-	1	.316	.333	3	1	-	-	-	1	-	1	1B	7	41.0	47	2	1	.980	3
	Team Statistics:	.192	7	146	15	28	5	-	1	14	.247	.258	36	8	-	3	-	5	-	2		7	41.0	123	50	4	.977	3

GDP: FUENMAYOR Denisse (1)

Note:
Team GP, DP and IP are not the sum of player participation

Legend:		
1B First base	2B Doubles/Second base	3B Triples/Third base
AB At Bats	BA Batting aAverage	BB Bases on balls
CF Center field	CS Caught stealing	DH Designated hitter
E Errors	FLD% Fielding average	GDP Grounded into double play
H Hits	HBP Hit by pitch	HR Home runs
I/O Reached base on interference or obstruction	IBB Intentional bases on balls	IP Innings played
LF Left fielder	No Uniform number	OB% On base percentage
PH Pinch hitter	PO Put outs	Pos Fielding position
R Runs	RBI Runs batted In	RF Right fielder
SF Sacrifice flies	SH Sacrifice hits	SLG% Slugging percentage
SS Shortstop		A Assists
		C Catcher
		DP Double play/Designated player
		GP Games played
		P Pitcher
		PR Pinch runner
		SB Stolen bases
		SO Strike outs



CUMULATIVE STATISTICS-PRELIMINARY ROUND As of 18 AUG 2008
累积技术统计-预赛阶段 / STATISTIQUES CUMULATIVES, RONDE DE QUALIFICATIONS

VEN - Venezuela

PITCHING

No	Player	L/R	W	L	S	ERA	GP	GS	CG	Sho	IP	H	R	ER	HR	BB	IBB	SO	HBP	SH	SF	WP	ILP
6	BOGADO M	R	2	3	-	4.26	7	4	2	2	23.0	23	14	14	1	13	2	9	3	1	-	-	-
5	CASTELLANOS M	R	-	-	-	10.52	3	-	-	-	4.2	8	7	7	1	3	-	1	2	1	1	-	-
7	GOMEZ J	R	-	2	-	6.30	4	3	-	-	13.1	19	14	12	6	5	-	5	2	2	1	-	-
Team Statistics:			2	5	-	5.63	7	7	2	2	41.0	50	35	33	8	21	2	15	7	4	2	-	-

CATCHING

No	Player	GP	IP	PB	SB	CS
23	CIRIMELE Z	4	20.0	-	6	1
20	RODRIGUEZ M	4	21.0	1	1	-
Team Statistics:		7	41.0	1	7	1

Note:
Team ER may not be the sum of player participation

Legend:	
BB Bases on balls allowed	CG Complete games
ERA Earned run average	GP Games pitched/played
HBP Hit by pitch	HR Home runs allowed
IP Innings pitched/played	L Games lost
PB Passed balls	R Runs allowed
SF Sacrifice flies allowed	SH Sacrifice hits allowed
W Games Won	WP Wild pitches
CS Caught stealing	ER Earned runs allowed
GS Games started	H Hits allowed
IBB Intentional bases on balls	ILP Illegal Pitch
L/R Left or right handed	No Uniform number
S Games saved	SB Stolen bases allowed
Sho Shutouts	SO Strikeouts



BEST OFFENSIVE PLAYERS-PRELIMINARY ROUND As of 18 AUG 2008

最佳进攻队员-预赛阶段 / MEILLEURES JOUEUSES OFFENSIVES, RONDE DE QUALIFICATIONS

INCLUDING 28 COMPLETED GAMES

BATTING AVERAGE LEADERS

(Minimum 2.1 plate appearances per game played by team)

Rk	Player	Team	GP	PA	AB	H	BA
1	BUSTOS Crystl	USA	7	21	16	9	.563
2	KRETSCHMAN Kelly	USA	7	21	17	8	.471
3	JUNG Lovieanne	USA	7	18	15	7	.467
4	MENDOZA Jessica	USA	7	23	19	8	.421
5	WATLEY Natasha	USA	7	24	20	8	.400
6	DURAN Andrea	USA	6	19	13	5	.385
7	YEE Jennifer	CAN	7	22	19	7	.368
8	TITCUME Natalie	AUS	6	19	14	5	.357
9	HIROSE Megu	JPN	7	20	14	5	.357
10	SATO Rie	JPN	7	22	20	7	.350

SLUGGING PERCENTAGE LEADERS

Rk	Player	Team	GP	PA	AB	TB	Sig%
1	BUSTOS Crystl	USA	7	21	16	21	1.313
2	MENDOZA Jessica	USA	7	23	19	22	1.158
3	MORROW Simmone	AUS	7	24	19	15	.789
4	TITCUME Natalie	AUS	6	19	14	11	.786
5	WATLEY Natasha	USA	7	24	20	14	.700
6	LU Hsueh-Mei	TPE	6	15	12	8	.667
7	MABUCHI Satoko	JPN	7	25	23	15	.652
8	KRETSCHMAN Kelly	USA	7	21	17	11	.647
9	BOWERING Jodie	AUS	7	20	16	10	.625
10	ALICART Yuruby	VEN	6	15	15	9	.600

HOME RUN LEADERS

Rk	Player	Team	HR
1	BUSTOS Crystl	USA	4
2	MENDOZA Jessica	USA	4
3	MORROW Simmone	AUS	3
4	MABUCHI Satoko	JPN	3
5	TITCUME Natalie	AUS	2
6	WATLEY Natasha	USA	2
7	STEWART Danielle	AUS	1
8	RAFTER Kaleigh	CAN	1
9	LU Hsueh-Mei	TPE	1
10	ZHANG Lifang	CHN	1

RUNS BATTED IN LEADERS

Rk	Player	Team	RBI
1	MENDOZA Jessica	USA	9
2	BUSTOS Crystl	USA	6
3	KRETSCHMAN Kelly	USA	6
4	WATLEY Natasha	USA	6
5	MABUCHI Satoko	JPN	6
6	DURAN Andrea	USA	5
7	TITCUME Natalie	AUS	5
8	JUNG Lovieanne	USA	5
9	MORROW Simmone	AUS	5
9	YEE Jennifer	CAN	5

RUNS SCORED LEADERS

Rk	Player	Team	R
1	BUSTOS Crystl	USA	10
2	MENDOZA Jessica	USA	9
3	LOWE Caitlin	USA	8
4	PORTER Stacey	AUS	7
5	MABUCHI Satoko	JPN	6
6	KRETSCHMAN Kelly	USA	5
7	MORROW Simmone	AUS	5
8	WATLEY Natasha	USA	5
9	DURAN Andrea	USA	4
10	BOWERING Jodie	AUS	4

STOLEN BASE LEADERS

Rk	Player	Team	SB
1	YAMADA Eri	JPN	3
2	CHEN Miao-Yi	TPE	2
2	MENDOZA Jessica	USA	2
2	WATLEY Natasha	USA	2
5	LAI Meng-Ting	TPE	2

There are 16 players tied with 1

Note: Determination of rankings:

Batting average: Batting average (descending), Slugging percentage (descending), At bats (descending)

Slugging percentage: Slugging percentage (descending), At bats (descending)

Home runs: Home runs (descending), At bats (ascending)

Runs batted in: Runs batted in (descending), At bats (ascending)

Runs scored: Runs scored (descending), At bats (ascending)

Stolen bases: Stolen bases (descending), Stolen base percentage(descending)

Legend:

AB At bats	BA Batting average	GP Games played	H Hits	HR Home runs	PA Plate appearances
R Runs	Rk Rank	RBI Runs batted in	SB Stolen bases	Sig% Slugging percentage	TB Total bases on hits



BEST PITCHERS-PRELIMINARY ROUND As of 18 AUG 2008
最佳投手-预赛阶段 / MEILLEURES LANCEUSES, RONDE DE QUALIFICATIONS

INCLUDING 28 COMPLETED GAMES

EARNED RUN AVERAGE LEADERS
(Minimum 1.0 innings pitched per game played by team)

Rank	Player	Team	L/R	BF	IP	H	R	ER	ERA
1	ABBOTT Monica	USA	L	45	14.0	1	1	-	0.00
1	OSTERMAN Cat	USA	L	49	14.0	2	-	-	0.00
3	FINCH Jennie	USA	R	37	11.0	2	-	-	0.00
4	SMETHURST Justine	AUS	R	52	14.0	6	1	1	0.50
5	LI Qi	CHN	L	63	16.0	9	2	2	0.88
6	SAKAI Hiroko	JPN	R	79	21.0	17	3	3	1.00
7	UENO Yukiko	JPN	R	67	19.0	14	3	3	1.11
8	BAY REGULA Lauren	CAN	L	97	22.1	8	6	4	1.25
9	CHUEH Ming-Hui	TPE	R	69	17.0	10	5	4	1.65
10	HARDIE Kelly	AUS	R	31	8.0	3	2	2	1.75

WIN/LOSS LEADERS

Rank	Player	Team	L/R	GP	IP	W	L	W/L%
1	SAKAI Hiroko	JPN	R	4	21.0	3	-	1.000
2	UENO Yukiko	JPN	R	3	19.0	3	-	1.000
3	OSTERMAN Cat	USA	L	3	14.0	3	-	1.000
4	ABBOTT Monica	USA	L	4	14.0	2	-	1.000
5	FINCH Jennie	USA	R	3	11.0	2	-	1.000
6	HARDIE Kelly	AUS	R	3	8.0	2	-	1.000
7	CHUEH Ming-Hui	TPE	R	6	17.0	1	-	1.000
8	SMETHURST Justine	AUS	R	4	14.0	1	-	1.000
9	BAY REGULA Lauren	CAN	L	5	22.1	2	2	.500
10	YU Huili	CHN	R	5	14.2	2	2	.500

STRIKEOUT LEADERS

Rank	Player	Team	L/R	SO
1	OSTERMAN Cat	USA	L	24
2	BAY REGULA Lauren	CAN	L	24
3	LI Qi	CHN	L	22
4	ABBOTT Monica	USA	L	19
5	SAKAI Hiroko	JPN	R	18
6	FINCH Jennie	USA	R	14
7	LAWRIE Danielle	CAN	R	13
8	UENO Yukiko	JPN	R	13
9	LU Wei	CHN	R	11
10	SMETHURST Justine	AUS	R	10

Note: Determination of rankings:

ERA leaders: Earned run average (ascending),innings pitched (descending).

Win/loss leaders: Win/loss percentage (descending),number of wins (descending),innings pitched (descending).

Strikeouts leaders: Strikeouts (descending),innings pitched (ascending).

Legend:

BF	Batters faced	ER	Earned runs	ERA	Earned run average	GP	Games pitched
H	Hits	IP	Innings pitched	L	Games lost	L/R	Left or right handed
R	Runs	SO	Strikeouts	W	Games won	W/L%	Win/loss percentage

Team Statistics



Entire Tournament

INCLUDING 32 COMPLETED GAMES / AS OF 21 AUG 2008 / AT 21:08

Batting

Rank	Team	BA	GP	AB	R	H	2B	3B	HR	RBI	SLG%	OB%	SO	BB	IBB	SH	SF	HBP	I/O	SB	CS	LOB	GDP
1	<u>USA</u>	.329	9	225	58	74	7	-	15	52	.560	.409	29	25	3	4	2	7	-	8	-	55	3
2	<u>JPN</u>	.236	10	263	31	62	5	3	7	29	.357	.319	52	24	4	18	-	8	1	5	-	77	1
3	<u>CHN</u>	.229	7	175	19	40	4	-	3	18	.303	.292	29	13	2	5	1	3	-	5	2	37	2
4	<u>CAN</u>	.210	8	200	20	42	4	-	3	20	.275	.264	26	14	-	5	1	1	-	6	2	36	2
5	<u>TPE</u>	.210	7	167	10	35	3	-	2	10	.263	.285	41	16	-	4	1	2	-	5	2	43	2
6	<u>AUS</u>	.199	9	231	38	46	9	1	12	37	.403	.311	55	36	6	15	1	2	-	3	1	54	2
7	<u>VEN</u>	.192	7	146	15	28	5	-	1	14	.247	.258	36	8	-	3	-	5	-	-	2	25	1
8	<u>NED</u>	.135	7	148	8	20	1	-	2	8	.182	.173	42	5	-	4	1	2	-	1	-	26	-

Fielding

Rank	Team	GP	PO	A	E	DP	FLD%
1	<u>JPN</u>	10	225	109	4	7	.988
2	<u>USA</u>	9	165	47	3	1	.986
3	<u>VEN</u>	7	123	50	4	3	.977
4	<u>AUS</u>	9	190	78	8	2	.971
5	<u>TPE</u>	7	135	68	6	5	.971
6	<u>CHN</u>	7	138	55	6	1	.970
7	<u>CAN</u>	8	165	58	11	2	.953
8	<u>NED</u>	7	123	47	10	1	.944

Catching

Team	GP	PB	SB	CS
<u>AUS</u>	9	-	7	1
<u>CAN</u>	8	1	4	-
<u>CHN</u>	7	2	5	1
<u>JPN</u>	10	2	2	2
<u>NED</u>	7	-	2	2
<u>TPE</u>	7	-	5	1
<u>USA</u>	9	-	-	1
<u>VEN</u>	7	1	7	1

Pitching

Rank	Team	W	L	S	ERA	GP	CG	Sho	IP	H	R	ER	HR	BB	IBB	SO	HBP	SH	SF	WP	ILP
1	<u>USA</u>	8	1	-	0.25	9	4	4	55.0	13	5	2	1	9	-	81	3	3	1	-	2
2	<u>AUS</u>	6	3	-	1.66	9	1	1	63.1	38	18	15	3	18	2	32	4	8	-	3	-
3	<u>JPN</u>	8	2	-	1.68	10	6	-	75.0	60	21	18	9	10	1	55	3	10	-	1	1
4	<u>CAN</u>	3	5	-	2.42	8	3	1	55.0	35	28	19	5	31	8	55	4	9	1	5	-
5	<u>CHN</u>	2	5	-	2.43	7	1	-	46.0	35	21	16	6	20	-	42	4	8	-	-	2
6	<u>TPE</u>	2	5	-	2.96	7	1	-	45.0	49	23	19	4	14	1	15	2	9	2	1	1
7	<u>VEN</u>	2	5	-	5.63	7	2	2	41.0	50	35	33	8	21	2	15	7	4	2	-	-
8	<u>NED</u>	1	6	-	6.66	7	1	-	41.0	67	48	39	9	18	1	15	3	7	1	4	1

Legend

A - Assists	AB - At Bats	BA - Batting Average	BB - Bases on Balls
CG - Complete Games	CS - Caught Stealing	DP - Double Plays	E - Errors
ER - Earned Runs	ERA - Earned Run Average	FLD% - Fielding Percentage	GDP - Grounded into Double Play
GP - Games Played / Pitched	H - Hits	HBP - Hit by Pitch	HR - Home Runs
I/O - Interference / Obstruction	IBB - Intentional Bases on Balls	ILP - Illegal Pitch	IP - Innings Pitched
L - Games Lost	LOB - Left on Base	OB% - On Base Percentage	PB - Passed Balls
PO - Putouts	R - Runs	RBI - Runs Batted In	S - Saves
SB - Stolen Bases	SF - Sacrifice Flies	SH - Sacrifice Hits	Sho - Shutouts
SLG% - Slugging Percentage	SO - Strikeouts	W - Games Won	WP - Wild Pitches
2B - Doubles	3B - Triples		

21:09:11 21 AUG 2008
SOW400000_C85A 4.0

Cumulative Statistics



Entire Tournament
AS OF 20 AUG 2008

AUS - Australia

Batting and Fielding

No.	Player	BA	GP	AB	R	H	2B	3B	HR	RBI	SLG%	OB%	SO	BB	IBB	SH	SF	HBP	SB	CS	Pos.	GP	IP	PO	A	E	FLD%	DP
27	<u>BOWERING Jodie</u>	.238	9	21	4	5	2	-	1	2	.476	.407	7	6	-	1	-	-	-	-	1B	9	63.1	59	3	-	1.000	1
18	<u>CRONK Kylie</u>	.000	6	10	-	-	-	-	-	-	-	-	2	-	-	-	-	-	-	-	PR PH RF	2 2 3	- - 17.0	- - 2	- - -	- - -	- - 1.000	- - -
23	<u>HARDIE Kelly</u>	.000	3	-	-	-	-	-	-	-	-	-	-	-	-	-	-	-	-	-	P	3	8.0	-	3	-	1.000	-
7	<u>HARDING Tanya</u>	.000	5	-	-	-	-	-	-	-	-	-	-	-	-	-	-	-	-	-	P	5	23.2	1	3	-	1.000	-
8	<u>LEWIS Sandy</u>	.286	9	28	3	8	1	1	2	7	.607	.323	5	2	-	2	1	-	-	1	2B	9	63.1	28	18	-	1.000	2
26	<u>MORROW Simone</u>	.179	9	28	5	5	1	-	3	5	.536	.281	4	4	1	2	-	-	1	-	RF LF	7 2	46.1 14.0	5 3	- -	- -	1.000 1.000	- -
9	<u>MOSLEY Tracey</u>	.133	5	15	-	2	1	-	-	2	.200	.133	2	-	-	-	-	-	-	-	DP C	2 3	- 18.0	- 11	- -	- -	- 1.000	- -
16	<u>PORTER Stacey</u>	.136	9	22	9	3	-	-	-	-	.136	.424	9	10	4	-	-	1	1	-	3B	9	63.1	8	18	1	.963	1
5	<u>ROCHE Melanie</u>	.000	4	-	-	-	-	-	-	-	-	-	-	-	-	-	-	-	-	-	P	4	12.2	3	2	-	1.000	-
11	<u>SMETHURST Justine</u>	.000	5	-	-	-	-	-	-	-	-	-	-	-	-	-	-	-	-	-	P	5	19.0	2	5	-	1.000	-
4	<u>STEWART Danielle</u>	.308	8	13	5	4	-	-	2	4	.769	.500	2	5	-	1	-	-	-	-	PH DP SS	2 5 1	- - 3.0	- - 1	- - 3	- - -	- - 1.000	- - -
21	<u>TITCUME Natalie</u>	.227	8	22	3	5	-	-	2	5	.500	.346	6	4	1	2	-	-	-	-	C DP	6 2	45.1	22	3	2	.926	-
6	<u>WARD Natalie</u>	.207	9	29	3	6	2	-	1	6	.379	.233	9	1	-	-	-	-	-	-	SS DP	9 1	60.1	17	19	5	.878	-
24	<u>WRIGHT Belinda</u>	.190	9	21	3	4	1	-	-	1	.238	.261	3	2	-	4	-	-	1	-	CF	9	63.1	15	1	-	1.000	-
14	<u>WYBORN Kerry</u>	.182	8	22	3	4	1	-	1	5	.364	.280	6	2	-	3	-	1	-	-	LF PR	7 1	49.1	13	-	-	1.000	-
	Team Statistics	.199	9	231	38	46	9	1	12	37	.403	.311	55	36	6	15	1	2	3	1		9	63.1	190	78	8	.971	2

GDP: TITCUME Natalie (2)

Pitching

No.	Player	L/R	W	L	S	ERA	GP	GS	CG	Sho	IP	H	R	ER	HR	BB	IBB	SO	HBP	SH	SF	WP	ILP
23	<u>HARDIE Kelly</u>	R	2	-	-	1.75	3	-	-	-	8.0	3	2	2	-	3	-	6	-	-	-	2	-
7	<u>HARDING Tanya</u>	R	2	2	-	1.18	5	3	-	-	23.2	17	6	4	1	9	2	9	-	6	-	-	-
5	<u>ROCHE Melanie</u>	R	1	1	-	3.32	4	2	-	-	12.2	7	7	6	1	4	-	5	2	1	-	1	-
11	<u>SMETHURST Justine</u>	R	1	-	-	1.11	5	4	1	1	19.0	11	3	3	1	2	-	12	2	1	-	-	-
	Team Statistics		6	3	-	1.66	9	9	1	1	63.1	38	18	15	3	18	2	32	4	8	-	3	-

Catching

No.	Player	GP	IP	PB	SB	CS
9	<u>MOSLEY Tracey</u>	3	18.0	-	4	-
21	<u>TITCUME Natalie</u>	6	45.1	-	3	1
	Team Statistics	9	63.1	-	7	1

Legend

A - Assists	AB - At Bats	BA - Batting Average	BB - Bases on Balls
C - Catcher	CF - Center Field	CG - Complete Games	CS - Caught Stealing
DH - Designated Hitter	DP - Double Play / Designated Player	E - Errors	ER - Earned Runs
ERA - Earned Run Average	FLD% - Fielding Percentage	GDP - Grounded into Double Play	GP - Games Played / Pitched
GS - Games Started	H - Hits	HBP - Hit by Pitch	HR - Home Runs
I/O - Interference / Obstruction	IBB - Intentional Bases on Balls	ILP - Illegal Pitch	IP - Innings Played / Pitched
L - Losses	L/R - Left or Right Handed	LF - Left Field	No. - Uniform Number

OB% - On Base Percentage
PO - Putouts
RBI - Runs Batted In
SF - Sacrifice Flies
SO - Strikeouts
1B - First Base (Position)

P - Pitcher
Pos. - Position
RF - Right Field
SH - Sacrifice Hits
SS - Shortstop
2B - Doubles/2nd base

PB - Passed Balls
PR - Pinch runner
S - Saves
Sho - Shutouts
W - Wins
3B - Triples/3rd base

PH - Pinch hitter
R - Runs
SB - Stolen Bases
SLG% - Slugging Percentage
WP - Wild Pitches

Note

Team GP, DP and IP are not the sum of player participation.
Team ER may not be the sum of player participation

20:59:37 20 AUG 2008
SOW400001_C84C 2.0

Cumulative Statistics



Entire Tournament
AS OF 20 AUG 2008

CAN - Canada

Batting and Fielding

No.	Player	BA	GP	AB	R	H	2B	3B	HR	RBI	SLG%	OB%	SO	BB	IBB	SH	SF	HBP	SB	CS	Pos.	GP	IP	PO	A	E	FLD%	DP
3	<u>BAY REGULA</u> Lauren	.000	6	-	-	-	-	-	-	-	-	-	-	-	-	-	-	-	-	-	P	6	29.1	-	9	-	1.000	-
17	<u>BRADLEY ALISON</u> Alison	.250	8	16	1	4	-	-	-	3	.250	.250	1	-	-	1	-	-	-	-	RF DP	8 1	46.1	7	-	1	.875	-
18	<u>CUMPSTONE ERIN</u> Erin	.188	7	16	-	3	1	-	-	1	.250	.235	2	1	-	1	-	-	-	-	C	7	48.0	58	6	-	1.000	-
4	<u>LAWRICK SHEENA</u> Sheena	.182	8	22	1	4	-	-	-	-	.182	.280	3	3	-	-	-	-	-	-	1B	8	55.0	48	3	1	.981	2
13	<u>LAWRIE DANIELLE</u> Danielle	.000	4	-	-	-	-	-	-	-	-	-	-	-	-	-	-	-	-	-	P	4	12.1	-	3	-	1.000	-
9	<u>LEVER CAITLIN</u> Caitlin	.261	8	23	2	6	-	-	-	1	.261	.292	2	1	-	-	-	-	1	1	CF	8	55.0	6	-	-	1.000	-
15	<u>MACKIN ROBIN</u> Robin	.000	3	-	-	-	-	-	-	-	-	-	-	-	-	-	-	-	-	-	P	3	6.2	-	-	-	-	-
21	<u>MARIN NOEMIE</u> Noemie	.000	5	1	1	-	-	-	-	-	-	-	1	-	-	-	-	-	-	-	PH PR	1 4	-	-	-	-	-	-
12	<u>MATTHEWS MELANIE</u> Melanie	.192	8	26	4	5	1	-	1	3	.346	.250	1	2	-	-	-	-	2	1	LF	8	55.0	11	2	-	1.000	-
77	<u>MEIER DIONE</u> Dione	.000	2	-	-	-	-	-	-	-	-	-	-	-	-	-	-	-	-	-	P	2	6.2	-	1	-	1.000	-
20	<u>McLEAN ERIN</u> Erin	.045	8	22	-	1	-	-	-	1	.045	.087	3	1	-	1	-	-	-	-	3B	8	55.0	6	12	2	.900	-
55	<u>RAFTER KALEIGH</u> Kaleigh	.200	6	10	2	2	-	-	1	2	.500	.200	1	-	-	-	-	-	-	-	PH DP C	2 4 1	-	-	-	-	-	-
7	<u>SALLING JENNIFER</u> Jennifer	.200	8	20	3	4	-	-	-	-	.200	.273	4	2	-	2	-	-	1	-	SS	8	55.0	8	11	6	.760	2
14	<u>TIMPF MEGAN</u> Megan	.238	8	21	3	5	1	-	-	4	.286	.333	6	2	-	-	-	1	1	-	DP RF	7 4	-	-	-	-	-	-
22	<u>YEE JENNIFER</u> Jennifer	.348	8	23	3	8	1	-	1	5	.522	.385	2	2	-	-	1	-	1	-	2B	8	55.0	17	11	1	.966	2
	Team Statistics	.210	8	200	20	42	4	-	3	20	.275	.264	26	14	-	5	1	1	6	2		8	55.0	165	58	11	.953	2

GDP: TIMPF Megan (1); YEE Jennifer (1)

Pitching

No.	Player	L/R	W	L	S	ERA	GP	GS	CG	Sho	IP	H	R	ER	HR	BB	IBB	SO	HBP	SH	SF	WP	ILP
3	<u>BAY REGULA Lauren</u>	L	2	3	-	1.91	6	5	2	1	29.1	13	11	8	2	24	5	33	1	4	1	2	-
13	<u>LAWRIE Danielle</u>	R	1	1	-	2.27	4	2	1	-	12.1	8	4	4	1	1	1	13	1	4	-	1	-
15	<u>MACKIN Robin</u>	R	-	-	-	2.10	3	-	-	-	6.2	8	4	2	1	3	-	5	1	-	-	1	-
77	<u>MEIER Dione</u>	R	-	1	-	5.26	2	1	-	-	6.2	6	9	5	1	3	2	4	1	1	-	1	-
	Team Statistics		3	5	-	2.42	8	8	3	1	55.0	35	28	19	5	31	8	55	4	9	1	5	-

Catching

No.	Player	GP	IP	PB	SB	CS
18	<u>CUMPSTONE Erin</u>	7	48.0	1	3	-
55	<u>RAFTER Kaleigh</u>	1	7.0	-	1	-
	Team Statistics	8	55.0	1	4	-

Legend

A - Assists	AB - At Bats	BA - Batting Average	BB - Bases on Balls
C - Catcher	CF - Center Field	CG - Complete Games	CS - Caught Stealing
DH - Designated Hitter	DP - Double Play / Designated Player	E - Errors	ER - Earned Runs
ERA - Earned Run Average	FLD% - Fielding Percentage	GDP - Grounded into Double Play	GP - Games Played / Pitched
GS - Games Started	H - Hits	HBP - Hit by Pitch	HR - Home Runs
I/O - Interference / Obstruction	IBB - Intentional Bases on Balls	ILP - Illegal Pitch	IP - Innings Played / Pitched
L - Losses	L/R - Left or Right Handed	LF - Left Field	No. - Uniform Number
OB% - On Base Percentage	P - Pitcher	PB - Passed Balls	PH - Pinch hitter
PO - Putouts	Pos. - Position	PR - Pinch runner	R - Runs

RBI - Runs Batted In
SF - Sacrifice Flies
SO - Strikeouts
1B - First Base (Position)

RF - Right Field
SH - Sacrifice Hits
SS - Shortstop
2B - Doubles/2nd base

S - Saves
Sho - Shutouts
W - Wins
3B - Triples/3rd base

SB - Stolen Bases
SLG% - Slugging Percentage
WP - Wild Pitches

Note

Team GP, DP and IP are not the sum of player participation.
Team ER may not be the sum of player participation

15:02:19 20 AUG 2008
SOW400002_C84C 1.0

Cumulative Statistics



Entire Tournament
AS OF 21 AUG 2008

JPN - Japan

Batting and Fielding

No.	Player	BA	GP	AB	R	H	2B	3B	HR	RBI	SLG%	OB%	SO	BB	IBB	SH	SF	HBP	SB	CS	Pos.	GP	IP	PO	A	E	FLD%	DP
16	<u>EMOTO Naho</u>	.000	2	-	-	-	-	-	-	-	-	-	-	-	-	-	-	-	-	-	P	2	1.0	-	1	-	1.000	-
7	<u>FUJIMOTO Motoko</u>	.310	10	29	2	9	1	1	-	2	.414	.310	7	-	-	2	-	-	-	-	DP	8	-	-	-	-	-	-
8	<u>HIROSE Megu</u>	.318	10	22	5	7	1	1	1	4	.591	.500	5	7	1	1	-	1	1	-	3B	10	73.0	10	29	-	1.000	2
23	<u>INUI Emi</u>	.167	5	6	-	1	-	-	-	-	.167	.375	1	1	-	-	-	1	-	-	C	5	24.0	20	1	-	1.000	-
10	<u>ITO Sachiko</u>	.125	6	8	-	1	-	-	-	1	.125	.125	2	-	-	1	-	-	-	-	DP	1	-	-	-	-	-	-
																					1B	2	5.0	10	-	-	1.000	1
																					PH	3	-	-	-	-	-	-
5	<u>KARINO Ayumi</u>	.242	10	33	1	8	1	1	-	1	.333	.342	8	4	2	1	-	1	-	-	RF	10	75.0	7	2	-	1.000	1
25	<u>MABUCHI Satoko</u>	.242	10	33	7	8	-	-	3	7	.515	.324	9	2	-	-	-	2	1	-	LF	10	75.0	7	1	1	.889	-
2	<u>MINE Yukiyo</u>	.050	8	20	-	1	-	-	-	1	.050	.050	4	-	-	1	-	-	-	-	PH	1	-	-	-	-	-	-
																					C	8	51.0	39	3	-	1.000	-
4	<u>MISHINA Masumi</u>	.042	9	24	4	1	1	-	-	-	.083	.207	6	3	1	1	-	2	-	-	2B	8	61.0	29	17	-	1.000	3
																					DP	1	-	-	-	-	-	-
3	<u>NISHIYAMA Rei</u>	.233	10	30	5	7	-	-	-	3	.233	.303	6	3	-	5	-	-	-	-	SS	10	75.0	11	28	2	.951	3
21	<u>SAKAI Hiroko</u>	.000	4	-	-	-	-	-	-	-	-	-	-	-	-	-	-	-	-	-	P	4	21.0	1	2	-	1.000	-
24	<u>SATO Rie</u>	.310	10	29	2	9	1	-	1	5	.448	.355	3	1	-	2	-	1	-	-	1B	10	70.0	78	1	-	1.000	6
																					3B	1	2.0	-	1	-	1.000	-
14	<u>SOMEYA Mika</u>	.000	2	-	-	-	-	-	-	-	-	-	-	-	-	-	-	-	-	-	P	2	6.0	-	6	-	1.000	-
17	<u>UENO Yukiko</u>	.000	6	-	-	-	-	-	-	-	-	-	-	-	-	-	-	-	-	-	P	6	47.0	3	9	1	.923	1
11	<u>YAMADA Eri</u>	.345	10	29	5	10	-	-	2	5	.552	.406	1	3	-	4	-	-	3	-	CF	10	75.0	8	2	-	1.000	-
	Team Statistics	.236	10	263	31	62	5	3	7	29	.357	.319	52	24	4	18	-	8	5	-		10	75.0	225	109	4	.988	7

GDP: SATO Rie (1)

I/O: YAMADA Eri (1)

Pitching

No.	Player	L/R	W	L	S	ERA	GP	GS	CG	Sho	IP	H	R	ER	HR	BB	IBB	SO	HBP	SH	SF	WP	ILP
16	<u>EMOTO Naho</u>	R	-	1	-	21.00	2	1	-	-	1.0	5	4	3	2	-	-	1	-	-	-	-	-
21	<u>SAKAI Hiroko</u>	R	3	-	-	1.00	4	3	2	-	21.0	17	3	3	-	1	-	18	1	4	-	-	1
14	<u>SOMEYA Mika</u>	R	-	-	-	3.50	2	-	-	-	6.0	6	3	3	2	3	-	4	-	-	-	-	1
17	<u>UENO Yukiko</u>	R	5	1	-	1.34	6	6	4	-	47.0	32	11	9	5	6	1	32	2	6	-	-	-
	Team Statistics		8	2	-	1.68	10	10	6	-	75.0	60	21	18	9	10	1	55	3	10	-	-	1

Catching

No.	Player	GP	IP	PB	SB	CS
23	<u>INUI Emi</u>	5	24.0	-	-	1
2	<u>MINE Yukiyo</u>	8	51.0	2	2	1
	Team Statistics	10	75.0	2	2	2

Legend

A - Assists	AB - At Bats	BA - Batting Average	BB - Bases on Balls
C - Catcher	CF - Center Field	CG - Complete Games	CS - Caught Stealing
DH - Designated Hitter	DP - Double Play / Designated Player	E - Errors	ER - Earned Runs
ERA - Earned Run Average	FLD% - Fielding Percentage	GDP - Grounded into Double Play	GP - Games Played / Pitched
GS - Games Started	H - Hits	HBP - Hit by Pitch	HR - Home Runs
I/O - Interference / Obstruction	IBB - Intentional Bases on Balls	ILP - Illegal Pitch	IP - Innings Played / Pitched
L - Losses	L/R - Left or Right Handed	LF - Left Field	No. - Uniform Number
OB% - On Base Percentage	P - Pitcher	PB - Passed Balls	PH - Pinch hitter

PO - Putouts
RBI - Runs Batted In
SF - Sacrifice Flies
SO - Strikeouts
1B - First Base (Position)

Pos. - Position
RF - Right Field
SH - Sacrifice Hits
SS - Shortstop
2B - Doubles/2nd base

PR - Pinch runner
S - Saves
Sho - Shutouts
W - Wins
3B - Triples/3rd base

R - Runs
SB - Stolen Bases
SLG% - Slugging Percentage
WP - Wild Pitches

Note

Team GP, DP and IP are not the sum of player participation.
Team ER may not be the sum of player participation

21:09:12 21 AUG 2008
SOW400004_C84C 3.0

Cumulative Statistics



Entire Tournament
AS OF 21 AUG 2008

USA - United States

Batting and Fielding

No.	Player	BA	GP	AB	R	H	2B	3B	HR	RBI	SLG%	OB%	SO	BB	IBB	SH	SF	HBP	SB	CS	Pos.	GP	IP	PO	A	E	FLD%	DP
14	<u>ABBOTT</u> Monica	.000	6	-	-	-	-	-	-	-	-	-	-	-	-	-	-	-	-	-	PH	1	24.0	1	5	1	.857	-
																					P	6	24.0	1	5	1	.857	-
44	<u>BERG</u> Laura	.500	7	6	2	3	-	-	-	1	.500	.500	-	-	-	-	-	-	1	-	PR	1	-	-	-	-	-	-
																					RF	5	11.0	1	-	-	1.000	-
																					PH	2	-	-	-	-	-	-
																					CF	1	2.0	1	-	-	1.000	-
6	<u>BUSTOS</u> Crystl	.500	9	22	12	11	-	-	6	10	1.318	.607	1	6	3	-	-	-	-	-	DP	8	-	-	-	-	-	-
																					3B	1	5.0	-	-	-	-	-
28	<u>DURAN</u> Andrea	.300	8	20	4	6	2	-	-	5	.400	.462	3	5	-	-	-	1	1	-	3B	8	50.0	4	7	-	1.000	-
27	<u>FINCH</u> Jennie	.000	3	-	-	-	-	-	-	-	-	-	-	-	-	-	-	-	-	-	P	3	11.0	-	1	-	1.000	-
11	<u>FLOWERS</u> Tairia	.182	9	22	3	4	1	-	1	3	.364	.280	2	3	-	-	-	-	-	-	1B	9	55.0	41	5	-	1.000	1
19	<u>GALINDO</u> Victoria	.600	6	5	1	3	-	-	-	1	.600	.600	1	-	-	-	-	-	-	-	PH	4	-	-	-	-	-	-
																					DP	3	-	-	-	-	-	-
																					PR	1	-	-	-	-	-	-
																					2B	2	3.0	2	-	-	1.000	-
3	<u>JUNG</u> Lovieanne	.333	9	21	3	7	1	-	-	5	.381	.375	4	2	-	-	1	-	1	-	2B	9	52.0	10	12	-	1.000	1
12	<u>KRETSCHMAN</u> Kelly	.348	9	23	5	8	-	-	1	6	.478	.444	3	2	-	1	-	2	-	-	RF	8	44.0	6	-	-	1.000	-
																					DP	1	-	-	-	-	-	-
37	<u>LAPPIN</u> Lauren	.250	5	4	-	1	-	-	-	2	.250	.200	1	-	-	-	1	-	-	-	PH	2	-	-	-	-	-	-
																					C	3	8.0	9	2	-	1.000	-
																					SS	1	2.0	-	1	-	1.000	-
26	<u>LOWE</u> Caitlin	.357	9	28	9	10	1	-	1	3	.500	.400	2	1	-	-	-	1	1	-	CF	9	53.0	4	-	1	.800	-
2	<u>MENDOZA</u> Jessica	.333	9	24	10	8	2	-	4	9	.917	.448	3	2	-	1	-	3	2	-	LF	9	55.0	8	-	-	1.000	-
33	<u>NUVEMAN</u> Stacey	.182	8	22	3	4	-	-	-	1	.182	.217	6	1	-	1	-	-	-	-	C	8	47.0	70	4	-	1.000	-
8	<u>OSTERMAN</u> Cat	.000	5	-	-	-	-	-	-	-	-	-	-	-	-	-	-	-	-	-	P	5	20.0	-	3	-	1.000	-
29	<u>WATLEY</u> Natasha	.321	9	28	6	9	-	-	2	6	.536	.387	3	3	-	1	-	-	2	-	SS	9	53.0	8	7	1	.938	1
	Team Statistics	.329	9	225	58	74	7	-	15	52	.560	.409	29	25	3	4	2	7	8	-		9	55.0	165	47	3	.986	1

GDP: FLOWERS Tairia (1); MENDOZA Jessica (1); NUVEMAN Stacey (1)

Pitching

No.	Player	L/R	W	L	S	ERA	GP	GS	CG	Sho	IP	H	R	ER	HR	BB	IBB	SO	HBP	SH	SF	WP	ILP
14	<u>ABBOTT</u> Monica	L	3	-	-	0.00	6	4	2	2	24.0	6	3	-	-	2	-	33	1	-	1	-	2
27	<u>FINCH</u> Jennie	R	2	-	-	0.00	3	2	1	1	11.0	2	-	-	-	3	-	14	1	1	-	-	-
8	<u>OSTERMAN</u> Cat	L	3	1	-	0.70	5	3	1	1	20.0	5	2	2	1	4	-	34	1	2	-	-	-
	Team Statistics		8	1	-	0.25	9	9	4	4	55.0	13	5	2	1	9	-	81	3	3	1	-	2

Catching

No.	Player	GP	IP	PB	SB	CS
37	<u>LAPPIN</u> Lauren	3	8.0	-	-	-
33	<u>NUVEMAN</u> Stacey	8	47.0	-	-	1
	Team Statistics	9	55.0	-	-	1

Legend

A - Assists	AB - At Bats	BA - Batting Average	BB - Bases on Balls
C - Catcher	CF - Center Field	CG - Complete Games	CS - Caught Stealing
DH - Designated Hitter	DP - Double Play / Designated Player	E - Errors	ER - Earned Runs
ERA - Earned Run Average	FLD% - Fielding Percentage	GDP - Grounded into Double Play	GP - Games Played / Pitched
GS - Games Started	H - Hits	HBP - Hit by Pitch	HR - Home Runs
I/O - Interference / Obstruction	IBB - Intentional Bases on Balls	ILP - Illegal Pitch	IP - Innings Played / Pitched
L - Losses	L/R - Left or Right Handed	LF - Left Field	No. - Uniform Number

OB% - On Base Percentage
PO - Putouts
RBI - Runs Batted In
SF - Sacrifice Flies
SO - Strikeouts
1B - First Base (Position)

P - Pitcher
Pos. - Position
RF - Right Field
SH - Sacrifice Hits
SS - Shortstop
2B - Doubles/2nd base

PB - Passed Balls
PR - Pinch runner
S - Saves
Sho - Shutouts
W - Wins
3B - Triples/3rd base

PH - Pinch hitter
R - Runs
SB - Stolen Bases
SLG% - Slugging Percentage
WP - Wild Pitches

Note

Team GP, DP and IP are not the sum of player participation.
Team ER may not be the sum of player participation

21:09:15 21 AUG 2008
SOW400007_C84C 2.0

Best Offensive Players



Entire Tournament

INCLUDING 32 COMPLETED GAMES / AS OF 21 AUG 2008 / AT 21:08

Batting Average Leaders

Slugging Percentage Leaders

(Minimum 2.1 plate appearances per game played by team)

Rk	Player	Team	GP	PA	AB	H	BA	Rk	Player	Team	GP	PA	AB	TB	SLG%
1	BUSTOS Crystl	USA	9	28	22	11	.500	1	BUSTOS Crystl	USA	9	28	22	29	1.318
2	LOWE Caitlin	USA	9	30	28	10	.357	2	MENDOZA Jessica	USA	9	30	24	22	.917
3	YEE Jennifer	CAN	8	26	23	8	.348	3	STEWART Danielle	AUS	8	19	13	10	.769
4	KRETSCHMAN Kelly	USA	9	28	23	8	.348	4	LU Hsueh-Mei	TPE	6	15	12	8	.667
5	YAMADA Eri	JPN	10	37	29	10	.345	5	LEWIS Sandy	AUS	9	33	28	17	.607
6	MENDOZA Jessica	USA	9	30	24	8	.333	6	ALICART Yuruby	VEN	6	15	15	9	.600
7	LU Hsueh-Mei	TPE	6	15	12	4	.333	7	HIROSE Megu	JPN	10	31	22	13	.591
8	ALICART Yuruby	VEN	6	15	15	5	.333	8	YAMADA Eri	JPN	10	37	29	16	.552
9	JUNG Lovieanne	USA	9	24	21	7	.333	9	MORROW Simone	AUS	9	34	28	15	.536
10	WATLEY Natasha	USA	9	32	28	9	.321	9	WATLEY Natasha	USA	9	32	28	15	.536

Home Run Leaders

Runs Batted In Leaders

Rk	Player	Team	HR	Rk	Player	Team	RBI
1	BUSTOS Crystl	USA	6	1	BUSTOS Crystl	USA	10
2	MENDOZA Jessica	USA	4	2	MENDOZA Jessica	USA	9
3	MORROW Simone	AUS	3	3	LEWIS Sandy	AUS	7
4	MABUCHI Satoko	JPN	3	4	MABUCHI Satoko	JPN	7
5	STEWART Danielle	AUS	2	5	KRETSCHMAN Kelly	USA	6
6	TITCUME Natalie	AUS	2	6	WATLEY Natasha	USA	6
7	LEWIS Sandy	AUS	2	7	WARD Natalie	AUS	6
7	WATLEY Natasha	USA	2	8	DURAN Andrea	USA	5
9	YAMADA Eri	JPN	2	9	JUNG Lovieanne	USA	5
10	RAFTER Kaleigh	CAN	1				

There are 2 players tied with 5

Runs Scored Leaders

Stolen Base Leaders

Rk	Player	Team	R	Rk	Player	Team	SB
1	BUSTOS Crystl	USA	12	1	YAMADA Eri	JPN	3
2	MENDOZA Jessica	USA	10	2	CHEN Miao-Yi	TPE	2
3	PORTER Stacey	AUS	9	2	MENDOZA Jessica	USA	2
4	LOWE Caitlin	USA	9	2	WATLEY Natasha	USA	2
5	MABUCHI Satoko	JPN	7	5	LAI Meng-Ting	TPE	2
6	WATLEY Natasha	USA	6	5	MATTHEWS Melanie	CAN	2
7	STEWART Danielle	AUS	5				
8	HIROSE Megu	JPN	5				
9	KRETSCHMAN Kelly	USA	5				
10	MORROW Simone	AUS	5				

There are 18 players tied with 1

Legend

AB - At Bats

BA - Batting Average

GP - Games Played

H - Hits

HR - Home Runs

PA - Plate Appearances

R - Runs

RBI - Runs Batted In

Rk - Rank

SB - Stolen Bases

SLG% - Slugging Percentage

TB - Total Bases on Hits

Note

Determination of rankings:

Batting Average: Batting Average (descending), Slugging Average (descending), At Bats (descending)

Slugging Percentage: Slugging Average (descending), At Bats (descending)

Runs Batted In: Runs Batted In (descending), At Bats (ascending)

Runs Scored: Runs scored (descending), At Bats (ascending)

Home Runs: Home Runs (descending), At Bats (ascending)

Stolen Bases: Stolen Bases (descending), Stolen Base Percentage (descending)

21:09:12 21 AUG 2008

SOW400000_C85B 4.0

Best Fielders



Entire Tournament

INCLUDING 32 COMPLETED GAMES / AS OF 21 AUG 2008 / AT 21:08

Pitcher

(Minimum 2.5 Innings Pitched per Game played by Team)

Rk	Player	Team	GP	IP	PO	A	E	DP	FLD%
1	BAY REGULA Lauren	CAN	6	29.1	-	9	-	-	1.000
2	BOGADO Mariangee	VEN	7	23.0	-	8	-	-	1.000
3	HARDING Tanya	AUS	5	23.2	1	3	-	-	1.000
3	van KAMPEN Judith	NED	6	18.0	-	4	-	-	1.000
5	UENO Yukiko	JPN	6	47.0	3	9	1	1	.923

Catcher

(Minimum 1/2 of Games played by Team)

Rk	Player	Team	GP	IP	PO	A	E	DP	FLD%
1	NUVEMAN Stacey	USA	8	47.0	70	4	-	-	1.000
2	CUMPSTONE Erin	CAN	7	48.0	58	6	-	-	1.000
3	MINE Yukiyo	JPN	8	51.0	39	3	-	-	1.000
4	INUUI Emi	JPN	5	24.0	20	1	-	-	1.000
5	CHIANG Hui-Chuan	TPE	4	27.0	13	-	-	-	1.000

First Base

(Minimum 2/3 of Games played by Team)

Rk	Player	Team	GP	IP	PO	A	E	DP	FLD%
1	SATO Rie	JPN	10	70.0	78	1	-	6	1.000
2	BOWERING Jodie	AUS	9	63.1	59	3	-	1	1.000
3	YU Yanhong	CHN	7	46.0	45	6	-	1	1.000
4	FLOWERS Tairia	USA	9	55.0	41	5	-	1	1.000
5	KLUIJSKENS Kim	NED	7	41.0	40	1	-	1	1.000

Shortstop

(Minimum 2/3 of Games played by Team)

Rk	Player	Team	GP	IP	PO	A	E	DP	FLD%
1	LI Chunxia	CHN	7	46.0	9	15	-	1	1.000
2	FUENMAYOR Denisse	VEN	7	41.0	15	8	1	1	.958
3	NISHIYAMA Rei	JPN	10	75.0	11	28	2	3	.951
4	WATLEY Natasha	USA	9	53.0	8	7	1	1	.938
5	LO Hsiao-Ting	TPE	7	45.0	11	17	2	2	.933

Second Base

(Minimum 2/3 of Games played by Team)

Rk	Player	Team	GP	IP	PO	A	E	DP	FLD%
1	LEWIS Sandy	AUS	9	63.1	28	18	-	2	1.000
1	MISHINA Masumi	JPN	8	61.0	29	17	-	3	1.000
3	JUNG Lovieanne	USA	9	52.0	10	12	-	1	1.000
4	PAN Tzu-Hui	TPE	7	44.0	22	17	1	3	.975

There are 2 players tied with .966

Left Field

(Minimum 2/3 of Games played by Team)

Rk	Player	Team	GP	IP	PO	A	E	DP	FLD%
1	MATTHEWS Melanie	CAN	8	55.0	11	2	-	-	1.000
1	WYBORN Kerry	AUS	7	49.1	13	-	-	-	1.000
3	MENDOZA Jessica	USA	9	55.0	8	-	-	-	1.000
4	MABUCHI Satoko	JPN	10	75.0	7	1	1	-	.889
5	ROJAS Rubilena	VEN	7	38.0	6	-	1	-	.857

Third Base

(Minimum 2/3 of Games played by Team)

Rk	Player	Team	GP	IP	PO	A	E	DP	FLD%
1	HIROSE Megu	JPN	10	73.0	10	29	-	2	1.000
2	BOEKEL Noemi	NED	5	26.2	4	8	-	1	1.000
3	DURAN Andrea	USA	8	50.0	4	7	-	-	1.000
4	PIMENTEL Jineth	VEN	7	41.0	1	9	-	1	1.000
5	PORTER Stacey	AUS	9	63.1	8	18	1	1	.963

Center Field

(Minimum 2/3 of Games played by Team)

Rk	Player	Team	GP	IP	PO	A	E	DP	FLD%
1	KOSTERINK Saskia	NED	7	41.0	17	-	-	-	1.000
2	WRIGHT Belinda	AUS	9	63.1	15	1	-	-	1.000
3	SOJO Yaicey	VEN	7	41.0	12	-	-	-	1.000
4	YAMADA Eri	JPN	10	75.0	8	2	-	-	1.000
4	ZHOU Yi	CHN	7	46.0	10	-	-	-	1.000

Right Field

(Minimum 2/3 of Games played by Team)

Rk	Player	Team	GP	IP	PO	A	E	DP	FLD%
1	KARINO Ayumi	JPN	10	75.0	7	2	-	1	1.000
2	LAI Meng-Ting	TPE	7	45.0	8	-	-	-	1.000
3	KRETSCHMAN Kelly	USA	8	44.0	6	-	-	-	1.000
3	ZHANG Ai	CHN	7	46.0	6	-	-	-	1.000
5	MORROW Simone	AUS	7	46.1	5	-	-	-	1.000

Legend

A - Assists

FLD% - Fielding Percentage

PO - Putouts

DP - Double Plays

GP - Games Played

Rk - Rank

E - Errors

IP - Innings Played / Pitched

Note

Players are ranked according to Fielding Average (descending), then total opportunities (sum of putouts, assists and errors) (descending), then alphabetically.

Best Pitchers



Entire Tournament

INCLUDING 32 COMPLETED GAMES / AS OF 21 AUG 2008 / AT 21:08

Earned Run Average Leaders

(Minimum 1.0 Innings Pitched per Game played by Team)

Rank	Player	Team	L/R	BF	IP	H	R	ER	ERA
1	ABBOTT Monica	USA	L	83	24.0	6	3	-	0.00
2	FINCH Jennie	USA	R	37	11.0	2	-	-	0.00
3	OSTERMAN Cat	USA	L	70	20.0	5	2	2	0.70
4	LI Qi	CHN	L	63	16.0	9	2	2	0.88
5	SAKAI Hiroko	JPN	R	79	21.0	17	3	3	1.00
6	SMETHURST Justine	AUS	R	72	19.0	11	3	3	1.11
7	HARDING Tanya	AUS	R	96	23.2	17	6	4	1.18
8	UENO Yukiko	JPN	R	178	47.0	32	11	9	1.34
9	CHUEH Ming-Hui	TPE	R	69	17.0	10	5	4	1.65
10	BAY REGULA Lauren	CAN	L	129	29.1	13	11	8	1.91

Win/Loss Leaders

Rank	Player	Team	L/R	GP	IP	W	L	W/L%
1	ABBOTT Monica	USA	L	6	24.0	3	-	1.000
2	SAKAI Hiroko	JPN	R	4	21.0	3	-	1.000
3	FINCH Jennie	USA	R	3	11.0	2	-	1.000
4	HARDIE Kelly	AUS	R	3	8.0	2	-	1.000
5	SMETHURST Justine	AUS	R	5	19.0	1	-	1.000
6	CHUEH Ming-Hui	TPE	R	6	17.0	1	-	1.000
7	UENO Yukiko	JPN	R	6	47.0	5	1	.833
8	OSTERMAN Cat	USA	L	5	20.0	3	1	.750
9	HARDING Tanya	AUS	R	5	23.2	2	2	.500
10	YU Huiji	CHN	R	5	14.2	2	2	.500

Strikeout Leaders

Rank	Player	Team	L/R	SO
1	OSTERMAN Cat	USA	L	34
2	ABBOTT Monica	USA	L	33
3	BAY REGULA Lauren	CAN	L	33
4	UENO Yukiko	JPN	R	32
5	LI Qi	CHN	L	22
6	SAKAI Hiroko	JPN	R	18
7	FINCH Jennie	USA	R	14
8	LAWRIE Danielle	CAN	R	13
9	SMETHURST Justine	AUS	R	12
10	LU Wei	CHN	R	11

Legend

BF - Batters Faced	ER - Earned Runs	ERA - Earned Run Average
GP - Games Pitched	H - Hits	IP - Innings Pitched
L - Games Lost	L/R - Left or Right Handed	R - Runs
SO - Strikeouts	W - Games Won	W/L% - Win/Loss Percentage

Note

Determination of rankings:

ERA Leaders: Earned Run Average (ascending), Innings Pitched (descending)

Win/Loss Leaders: Win/Loss Percentage (descending), Number of wins (descending), Innings Pitched (descending)

Strikeout Leaders: Strikeouts (descending), Innings Pitched (ascending)

21:09:12 21 AUG 2008

SOW400000_C85D 4.0



OFFICIAL COMMUNICATION

官方通告 / COMMUNICATION OFFICIELLE

Item: 1

Rain delay of Game 10

Due to rain, the game is temporarily suspended. An update will be given in 30 minutes.

Issued by: Technical Delegate
Time: 12:43
Date: 14 AUG 2008

This decision affects:

RESULTS
SCHEDULE
OTHER

Note:



OFFICIAL COMMUNICATION

官方通告 / COMMUNICATION OFFICIELLE

Item: 2

Restart of Game 10

Since the rain has stopped, the game is scheduled to restart at 14:15.

Issued by: Technical Delegate
Time: 13:47
Date: 14 AUG 2008

This decision affects:

RESULTS
SCHEDULE
OTHER

Note:



OFFICIAL COMMUNICATION

官方通告 / COMMUNICATION OFFICIELLE

Item: 3

Game 10 postponed

Game 10 today (USA vs CAN) has been suspended and will resume 30 minutes after the completion of Game 14 (USA vs JPN) on 15th August

Issued by: Technical Delegate
Time: 15:35
Date: 14 AUG 2008

This decision affects:

RESULTS
SCHEDULE
OTHER

<input type="checkbox"/>
<input checked="" type="checkbox"/>
<input type="checkbox"/>

Note:



OFFICIAL COMMUNICATION

官方通告 / COMMUNICATION OFFICIELLE

Item: 4

Session 6 rescheduled

Session 6 is rescheduled to start at 18:15 August 14

Issued by: Technical Delegate
Time: 18:00
Date: 14 AUG 2008

This decision affects:

RESULTS
SCHEDULE
OTHER

<input type="checkbox"/>
<input checked="" type="checkbox"/>
<input type="checkbox"/>

Note:



OFFICIAL COMMUNICATION

官方通告 / COMMUNICATION OFFICIELLE

Item: 5

Game 10 postponed

Due to the rain Game 10 USA vs CAN has been postponed and will not completed today. A decision on the new time for the game's completion will be issued as soon as possible.

Issued by: Technical Delegate
Time: 17:52
Date: 14 AUG 2008

This decision affects:

RESULTS
SCHEDULE
OTHER

<input type="checkbox"/>
<input checked="" type="checkbox"/>
<input type="checkbox"/>

Note:



OFFICIAL COMMUNICATION

官方通告 / COMMUNICATION OFFICIELLE

Item: 6

Game 10 postponed

Game 10 today (USA vs CAN) has been postponed and will resume 30 minutes after the completion of Game 14 (USA vs JPN) on 15th August

Issued by: Competition Management
Time: 19:40
Date: 14 AUG 2008

This decision affects:

RESULTS
SCHEDULE
OTHER

<input type="checkbox"/>
<input checked="" type="checkbox"/>
<input type="checkbox"/>

Note:



Beijing 2008



Swimming

9-21 August

OFFICIAL RESULTS BOOK





MEDAL STANDINGS As of 21 AUG 2008

奖牌榜 / Tableau des médailles

AFTER 34 OF 34 EVENTS

Rank	NOC	Men				Women				Total				Rank by Total
		G	S	B	Tot	G	S	B	Tot	G	S	B	Tot	
1	USA - United States	10	2	5	17	2	7	5	14	12	9	10	31	1
2	AUS - Australia	0	4	4	8	6	2	4	12	6	6	8	20	2
3	GBR - Great Britain	0	1	0	1	2	1	2	5	2	2	2	6	=3
4	JPN - Japan	2	0	2	4	0	0	1	1	2	0	3	5	6
5	GER - Germany	0	0	1	1	2	0	0	2	2	0	1	3	=9
6	NED - Netherlands	1	0	0	1	1	0	0	1	2	0	0	2	=11
7	CHN - China	0	1	0	1	1	2	2	5	1	3	2	6	=3
8	ZIM - Zimbabwe	0	0	0	0	1	3	0	4	1	3	0	4	=7
9	FRA - France	1	2	3	6	0	0	0	0	1	2	3	6	=3
10	RUS - Russian Fed.	0	1	2	3	1	0	0	1	1	1	2	4	=7
11	ITA - Italy	0	0	0	0	1	1	0	2	1	1	0	2	=11
11	KOR - Korea	1	1	0	2	0	0	0	0	1	1	0	2	=11
13	BRA - Brazil	1	0	1	2	0	0	0	0	1	0	1	2	=11
14	TUN - Tunisia	1	0	0	1	0	0	0	0	1	0	0	1	=16
15	HUN - Hungary	0	3	0	3	0	0	0	0	0	3	0	3	=9
16	NOR - Norway	0	1	0	1	0	0	1	1	0	1	1	2	=11
17	SLO - Slovenia	0	0	0	0	0	1	0	1	0	1	0	1	=16
17	SRB - Serbia	0	1	0	1	0	0	0	0	0	1	0	1	=16
19	AUT - Austria	0	0	0	0	0	0	1	1	0	0	1	1	=16
19	CAN - Canada	0	0	1	1	0	0	0	0	0	0	1	1	=16
19	DEN - Denmark	0	0	0	0	0	0	1	1	0	0	1	1	=16
Total:		17	17	19	53	17	17	17	51	34	34	36	104	

Note

The criteria for setting a "Rank" are the number of gold medals, then number of silver medals, then number of bronze medals.

Legend

G Gold S Silver B Bronze Tot Total '=' Equal sign indicates that two or more NOCs share the same rank by total



MEDALLISTS BY EVENT As of 21 AUG 2008

奖牌统计 / Médailles par épreuve

AFTER 34 OF 34 EVENTS

Event	Date	Medal	Name	NOC Code
Women's 50m Freestyle	17 AUG 2008	GOLD	STEFFEN Britta	GER
		SILVER	TORRES Dara	USA
		BRONZE	CAMPBELL Cate	AUS
Women's 100m Freestyle	15 AUG 2008	GOLD	STEFFEN Britta	GER
		SILVER	TRICKETT Lisbeth	AUS
		BRONZE	COUGHLIN Natalie	USA
Women's 200m Freestyle	13 AUG 2008	GOLD	PELLEGRINI Federica	ITA
		SILVER	ISAKOVIC Sara	SLO
		BRONZE	PANG Jiaying	CHN
Women's 400m Freestyle	11 AUG 2008	GOLD	ADLINGTON Rebecca	GBR
		SILVER	HOFF Katie	USA
		BRONZE	JACKSON Joanne	GBR
Women's 800m Freestyle	16 AUG 2008	GOLD	ADLINGTON Rebecca	GBR
		SILVER	FILIPPI Alessia	ITA
		BRONZE	FRIIS Lotte	DEN
Women's 100m Backstroke	12 AUG 2008	GOLD	COUGHLIN Natalie	USA
		SILVER	COVENTRY Kirsty	ZIM
		BRONZE	HOELZER Margaret	USA
Women's 200m Backstroke	16 AUG 2008	GOLD	COVENTRY Kirsty	ZIM
		SILVER	HOELZER Margaret	USA
		BRONZE	NAKAMURA Reiko	JPN
Women's 100m Breaststroke	12 AUG 2008	GOLD	JONES Leisel	AUS
		SILVER	SONI Rebecca	USA
		BRONZE	JUKIC Mirna	AUT
Women's 200m Breaststroke	15 AUG 2008	GOLD	SONI Rebecca	USA
		SILVER	JONES Leisel	AUS
		BRONZE	NORDENSTAM Sara	NOR
Women's 100m Butterfly	11 AUG 2008	GOLD	TRICKETT Lisbeth	AUS
		SILVER	MAGNUSON Christine	USA
		BRONZE	SCHIPPER Jessicah	AUS
Women's 200m Butterfly	14 AUG 2008	GOLD	LIU Zige	CHN
		SILVER	JIAO Liuyang	CHN
		BRONZE	SCHIPPER Jessicah	AUS
Women's 200m Individual Medley	13 AUG 2008	GOLD	RICE Stephanie	AUS
		SILVER	COVENTRY Kirsty	ZIM
		BRONZE	COUGHLIN Natalie	USA
Women's 400m Individual Medley	10 AUG 2008	GOLD	RICE Stephanie	AUS
		SILVER	COVENTRY Kirsty	ZIM
		BRONZE	HOFF Katie	USA



Event	Date	Medal	Name	NOC Code		
Women's 4 x 100m Freestyle Relay	10 AUG 2008	GOLD	DEKKER Inge	NED		
			KROMOWIDJOJO Ranomi			
			HEEMSKERK Femke			
			VELDHUIS Marleen			
			SCHREUDER Hinkelien			
		van ROOIJEN Manon				
		SILVER	COUGHLIN Natalie	USA		
			NYMEYER Lacey			
			JOYCE Kara Lynn			
			TORRES Dara			
			SILVER Emily			
		BRONZE	CAMPBELL Cate	AUS		
			MILLS Alice			
			SCHLANGER Melanie			
			TRICKETT Lisbeth			
REESE Shayne						
Women's 4 x 200m Freestyle Relay	14 AUG 2008	GOLD	RICE Stephanie	AUS		
			BARRATT Bronte			
			PALMER Kylie			
			MACKENZIE Linda			
			BAINBRIDGE Angie			
			DAVENPORT Lara			
			GALVEZ Felicity			
			SCHLANGER Melanie			
		SILVER	YANG Yu	CHN		
			ZHU Qianwei			
			TAN Miao			
			PANG Jiaying			
		BRONZE	TANG Jingzhi	USA		
			SCHMITT Allison			
			COUGHLIN Natalie			
			BURCKLE Caroline			
			HOFF Katie			
			MARSHALL Christine			
			SMIT Julia			
			VANDENBERG Kim			
		Women's 4 x 100m Medley Relay	17 AUG 2008	GOLD	SEEBOHM Emily	AUS
					JONES Leisel	
					SCHIPPER Jessicah	
					TRICKETT Lisbeth	
GALVEZ Felicity						
REESE Shayne						
WHITE Tarnee						
SILVER	COUGHLIN Natalie			USA		
	SONI Rebecca					
	MAGNUSON Christine					
	TORRES Dara					
	BREEDEN Elaine					
	HOELZER Margaret					
	JENDRICK Megan					
JOYCE Kara Lynn						
BRONZE	ZHAO Jing			CHN		
	SUN Ye					
	ZHOU Yafei					
	PANG Jiaying					
	XU Tianlongzi					



Event	Date	Medal	Name	NOC Code
Women's Marathon 10km	20 AUG 2008	GOLD	ILCHENKO Larisa	RUS
		SILVER	PAYNE Keri-Anne	GBR
		BRONZE	PATTEN Cassandra	GBR
Men's 50m Freestyle	16 AUG 2008	GOLD	CIELO FILHO Cesar	BRA
		SILVER	LEVEAUX Amaury	FRA
		BRONZE	BERNARD Alain	FRA
Men's 100m Freestyle	14 AUG 2008	GOLD	BERNARD Alain	FRA
		SILVER	SULLIVAN Eamon	AUS
		BRONZE	CIELO FILHO Cesar	BRA
		BRONZE	LEZAK Jason	USA
Men's 200m Freestyle	12 AUG 2008	GOLD	PHELPS Michael	USA
		SILVER	PARK Taehwan	KOR
		BRONZE	VANDERKAAY Peter	USA
Men's 400m Freestyle	10 AUG 2008	GOLD	PARK Taehwan	KOR
		SILVER	ZHANG Lin	CHN
		BRONZE	JENSEN Larsen	USA
Men's 1500m Freestyle	17 AUG 2008	GOLD	MELLOULI Oussama	TUN
		SILVER	HACKETT Grant	AUS
		BRONZE	COCHRANE Ryan	CAN
Men's 100m Backstroke	12 AUG 2008	GOLD	PEIRSOL Aaron	USA
		SILVER	GREVERS Matt	USA
		BRONZE	STOECKEL Hayden	AUS
		BRONZE	VYATCHANIN Arkady	RUS
Men's 200m Backstroke	15 AUG 2008	GOLD	LOCHTE Ryan	USA
		SILVER	PEIRSOL Aaron	USA
		BRONZE	VYATCHANIN Arkady	RUS
Men's 100m Breaststroke	11 AUG 2008	GOLD	KITAJIMA Kosuke	JPN
		SILVER	OEN Alexander Dale	NOR
		BRONZE	DUBOSCQ Hugues	FRA
Men's 200m Breaststroke	14 AUG 2008	GOLD	KITAJIMA Kosuke	JPN
		SILVER	RICKARD Brenton	AUS
		BRONZE	DUBOSCQ Hugues	FRA
Men's 100m Butterfly	16 AUG 2008	GOLD	PHELPS Michael	USA
		SILVER	CAVIC Milorad	SRB
		BRONZE	LAUTERSTEIN Andrew	AUS
Men's 200m Butterfly	13 AUG 2008	GOLD	PHELPS Michael	USA
		SILVER	CSEH Laszlo	HUN
		BRONZE	MATSUDA Takeshi	JPN
Men's 200m Individual Medley	15 AUG 2008	GOLD	PHELPS Michael	USA
		SILVER	CSEH Laszlo	HUN
		BRONZE	LOCHTE Ryan	USA
Men's 400m Individual Medley	10 AUG 2008	GOLD	PHELPS Michael	USA
		SILVER	CSEH Laszlo	HUN
		BRONZE	LOCHTE Ryan	USA



Event	Date	Medal	Name	NOC Code
Men's 4 x 100m Freestyle Relay	11 AUG 2008	GOLD	PHELPS Michael	USA
			WEBER-GALE Garrett	
			JONES Cullen	
			LEZAK Jason	
			ADRIAN Nathan	
			GREVERS Matt	
			WILDMAN-TOBRINER Ben	
		SILVER	LEVEAUX Amaury	FRA
			GILOT Fabien	
			BOUSQUET Frederick	
			BERNARD Alain	
			MALLET Gregory	
		BRONZE	SULLIVAN Eamon	AUS
			LAUTERSTEIN Andrew	
			CALLUS Ashley	
TARGETT Matt				
BRODIE Leith				
Men's 4 x 200m Freestyle Relay	13 AUG 2008	GOLD	PHELPS Michael	USA
			LOCHTE Ryan	
			BERENS Ricky	
			VANDERKAAY Peter	
			KELLER Klete	
			VENDT Erik	
			WALTERS David	
		SILVER	LOBINTSEV Nikita	RUS
			LAGUNOV Evgeniy	
			IZOTOV Danila	
			SUKHORUKOV Alexander	
		BRONZE	MURPHY Patrick	AUS
			HACKETT Grant	
			BRITS Grant	
			FFROST Nick	
BRODIE Leith				
Men's 4 x 100m Medley Relay	17 AUG 2008	GOLD	PEIRSOL Aaron	USA
			HANSEN Brendan	
			PHELPS Michael	
			LEZAK Jason	
			CROCKER Ian	
			GANGLOFF Mark	
			GREVERS Matt	
			WEBER-GALE Garrett	
		SILVER	STOECKEL Hayden	AUS
			RICKARD Brenton	
			LAUTERSTEIN Andrew	
			SULLIVAN Eamon	
			DELANEY Ashley	
		BRONZE	MIYASHITA Junichi	JPN
			KITAJIMA Kosuke	
FUJII Takuro				
SATO Hisayoshi				



Event	Date	Medal	Name	NOC Code
Men's Marathon 10km	21 AUG 2008	GOLD	van der WEIJDEN Maarten	NED
		SILVER	DAVIES David	GBR
		BRONZE	LURZ Thomas	GER



National Aquatics Centre
国家游泳中心
Centre National de Natation

SUN 星期日 DIM
17 AUG 2008
10:08

SWIMMING
游泳 / NATATION

WOMEN'S 50M FREESTYLE
女子50米自由泳 / 50 M NAGE LIBRE - FEMMES

FINAL
决赛 / FINALE



RESULTS

比赛成绩 / Résultats

	Record	Name	NOC Code	Location	Date
WR	23.97	TRICKETT Lisbeth	AUS	Sydney (AUS)	29 MAR 2008
OR	24.13	DE BRUIJN Inge	NED	Sydney (AUS)	22 SEP 2000

Event No. 29

Rank	Lane	Name	NOC Code	R.T.	Time	Time Behind
1	3	STEFFEN Britta	GER	0.80	24.06	OR
2	4	TORRES Dara	USA	0.73	24.07	0.01 AM
3	5	CAMPBELL Cate	AUS	0.77	24.17	0.11
4	2	TRICKETT Lisbeth	AUS	0.71	24.25	0.19
5	6	VELDHUIS Marleen	NED	0.81	24.26	0.20
6	1	JOYCE Kara Lynn	USA	0.74	24.63	0.57
7	7	SCHREUDER Hinkelien	NED	0.79	24.65	0.59
8	8	GERASIMENYA Aleksandra	BLR	0.75	24.77	0.71

Legend:

AM Americas record

OR Olympic record

R.T. Reaction time



RESULTS SUMMARY

比赛成绩综合 / Résumé des résultats

	Record	Name	NOC Code	Location	Date
WR	23.97	TRICKETT Lisbeth	AUS	Sydney (AUS)	29 MAR 2008
OR	24.13	DE BRUIJN Inge	NED	Sydney (AUS)	22 SEP 2000

Event No. 29

Rank	Heat	Lane	Name	Year of Birth	NOC Code	R.T.	Time	Time Behind
1	2	5	TORRES Dara	1967	USA	0.76	24.27	Q
2	2	4	CAMPBELL Cate	1992	AUS	0.77	24.42	0.15 Q
3	1	3	STEFFEN Britta	1983	GER	0.78	24.43	0.16 Q
4	1	4	VELDHUIS Marleen	1979	NED	0.89	24.46	0.19 Q
5	1	5	TRICKETT Lisbeth	1985	AUS	0.72	24.47	0.20 Q
6	1	7	SCHREUDER Hinkelien	1984	NED	0.79	24.52	0.25 Q
7	1	1	JOYCE Kara Lynn	1985	USA	0.74	24.63	0.36 Q
8	1	8	GERASIMENYA Aleksandra	1985	BLR	0.71	24.72	0.45 Q
9	2	6	ZHU Yingwen	1981	CHN	0.79	24.76	0.49
10	1	6	HALSALL Francesca	1990	GBR	0.71	24.80	0.53
11	2	3	OTTESEN Jeanette	1987	DEN	0.74	24.86	0.59
12	1	2	METELLA Malia	1982	FRA	0.74	24.89	0.62
13	2	1	LI Zhesi	1993	CHN	0.77	24.90	0.63
14	2	2	ALSHAMMAR Therese	1977	SWE	0.75	24.96	0.69
15	2	7	SEMECO ARISMENDI Arlene Iradie	1984	VEN	0.71	25.05	0.78
16	2	8	SEPPALA Hanna-Maria	1984	FIN	0.68	25.19	0.92

Legend:

Q Qualified for the next phase R.T. Reaction time



RESULTS SUMMARY

比赛成绩综合 / Résumé des résultats

	Record	Name	NOC Code	Location	Date
WR	23.97	TRICKETT Lisbeth	AUS	Sydney (AUS)	29 MAR 2008
OR	24.13	DE BRUIJN Inge	NED	Sydney (AUS)	22 SEP 2000

Event No. 29

Rank	Heat	Lane	Name	Year of Birth	NOC Code	R.T.	Time	Time Behind
1	10	4	CAMPBELL Cate	1992	AUS	0.78	24.20	Q
2	11	4	VELDHUIS Marleen	1979	NED	0.85	24.38	0.18 Q
3	10	5	TORRES Dara	1967	USA	0.72	24.58	0.38 Q
4	12	4	TRICKETT Lisbeth	1985	AUS	0.73	24.67	0.47 Q
5	11	6	OTTESEN Jeanette	1987	DEN	0.70	24.83	0.63 Q
6	12	5	STEFFEN Britta	1983	GER	0.76	24.90	0.70 Q
7	12	2	ZHU Yingwen	1981	CHN	0.75	24.91	0.71 Q
8	10	3	HALSALL Francesca	1990	GBR	0.71	24.93	0.73 Q
9	11	5	ALSHAMMAR Therese	1977	SWE	0.78	24.94	0.74 Q
10	12	6	METELLA Malia	1982	FRA	0.72	24.95	0.75 Q
11	11	2	SEMCO ARISMENDI Arlene Iradie	1984	VEN	0.70	24.98	0.78 Q
12	11	3	SCHREUDER Hinkelien	1984	NED	0.86	25.00	0.80 Q
12	11	8	LI Zhesi	1993	CHN	0.80	25.00	0.80 Q
14	12	3	JOYCE Kara Lynn	1985	USA	0.74	25.01	0.81 Q
15	12	1	SEPPALA Hanna-Maria	1984	FIN	0.68	25.06	0.86 Q
16	10	6	GERASIMENYA Aleksandra	1985	BLR	0.72	25.07	0.87 Q
17	12	7	KORC Agata Ewa	1986	POL	0.65	25.14	0.94
18	11	1	COUDERC Celine	1983	FRA	0.75	25.22	1.02
19	8	7	GOSTOMELSKY Anna	1981	ISR	0.69	25.23	1.03
20	12	8	KHOKHLOVA Svetlana	1984	BLR	0.78	25.27	1.07
21	9	5	ALJAND Triin	1985	EST	0.72	25.29	1.09
22	10	2	KAMMERLING Anna-Karin	1980	SWE	0.79	25.34	1.14
22	10	7	CAZZIOLATO Flavia	1983	BRA	0.71	25.34	1.14
24	8	2	VANDERPOOL-WALLACE Arianna	1990	BAH	0.65	25.40	1.20
25	10	1	DALLMANN Petra	1978	GER	0.74	25.43	1.23
26	11	7	RETIEF Lize-Mari	1986	RSA	0.69	25.44	1.24
27	9	4	MORAVCOVA Martina	1976	SVK	0.79	25.47	1.27
28	9	7	AKSENOVA Anastasia	1990	RUS	0.92	25.51	1.31
29	8	5	KAZIKOVA Sandra	1976	CZE	0.71	25.54	1.34
30	9	6	POON Victoria	1984	CAN	0.81	25.58	1.38
31	9	8	CHANG Heejin	1986	KOR	0.70	25.59	1.39
32	9	2	SERIKOVA Oksana	1985	UKR	0.82	25.65	1.45
33	9	1	MATSA Martha	1987	GRE	0.76	25.68	1.48
34	10	8	CHIUSO Cristina	1973	ITA	0.75	25.74	1.54
35	9	3	GARCIA VEGA Vanessa	1984	PUR	0.76	25.81	1.61
36	8	3	RAGNARSDOTTIR Ragnheidur	1984	ISL	0.73	25.82	1.62
37	8	1	MOODIE Natasha	1990	JAM	0.73	25.95	1.75
38	7	1	COLORADO Carolina	1987	COL	0.72	26.11	1.91
39	6	6	MILEISYTE Rugile	1988	LTU	0.68	26.19	1.99
39	7	2	McLEAN Sharntelle	1984	TRI	0.77	26.19	1.99
41	7	5	DOBAR Eva	1993	HUN	0.76	26.33	2.13
42	6	2	MOPIO-JANE Anna-Liza	1986	PNG	0.75	26.47	2.27
43	7	3	SOVINEK Nina	1985	SLO	0.68	26.49	2.29
44	6	3	BAHAMONDE Yamile	1987	ECU	0.67	26.54	2.34
44	7	6	CHAN Yu Ning Elaine	1988	HKG	0.71	26.54	2.34
46	7	8	MULYAYEVA Marina	1981	KAZ	0.69	26.57	2.37
47	6	5	SIMMS Christel	1990	PHI	0.69	26.64	2.44
48	8	8	LEUNG Chii Lin	1991	MAS	0.68	26.75	2.55
49	7	4	BABOK Monika	1991	CRO	0.70	26.84	2.64



Event No. 29

Rank	Heat	Lane	Name	Year of Birth	NOC Code	R.T.	Time	Time Behind
50	6	4	VDOVICENCO Veronica	1985	MDA	0.86	26.92	2.72
51	5	4	FAJARDO SIERRA Sharon Paola	1989	HON	0.65	27.19	2.99
52	6	7	MONU Ngozi	1981	NGR	0.80	27.39	3.19
53	6	1	HIGHT Ellen Lendra	1981	ZAM	0.72	27.42	3.22
54	5	5	PIGOT Chinyere	1993	SUR	0.79	27.66	3.46
55	5	7	TORREZ Dalia Massiel	1990	NCA	0.68	27.81	3.61
56	5	3	TAHA Razan	1991	JOR	0.84	27.82	3.62
57	6	8	QUESADA Marianela	1988	CRC	0.72	28.11	3.91
58	4	4	GOMES Ximene	1989	MOZ	0.72	28.15	3.95
58	5	2	MARKU Rovena	1987	ALB	0.61	28.15	3.95
60	5	6	ANDRIAMANJA Tojohanitra	1990	MAD	0.76	28.54	4.34
61	4	8	DLAMINI Senele	1992	SWZ	0.65	28.70	4.50
62	4	1	FARMER Virginia	1975	ASA	0.80	28.82	4.62
63	5	1	ETIENNETTE Diane	1988	MRI	0.82	28.83	4.63
64	4	3	MORENO Katerine	1974	BOL	0.84	29.05	4.85
65	5	8	ROMERO Ana Crysna da Silva	1988	ANG	0.66	29.06	4.86
66	3	5	NAKITANDA Olivia Aya	1984	UGA	0.85	29.38	5.18
67	4	2	DASHTSEREN Saintsetseg	1990	MGL	0.78	29.63	5.43
68	7	7	BUGAKOVA Mariya	1985	UZB	0.91	29.73	5.53
69	4	5	KHAN Kiran	1989	PAK	0.89	29.84	5.64
70	3	4	PAXINOS Samantha	1988	BOT	0.77	29.91	5.71
71	3	8	YOBECH Amber	1991	PLW	0.69	30.00	5.80
72	4	6	HUSSAIN Aminath Rouya	1990	MDV	0.89	30.21	6.01
73	4	7	AKHTER Ms Doli	1986	BAN	0.75	30.23	6.03
74	1	5	AL BITAR Sameera	1990	BRN	0.73	30.32	6.12
75	3	6	KIRCHNER Julianne	1991	MHL	0.71	30.42	6.22
76	3	7	DANIEL Debra	1991	FSM	0.75	30.61	6.41
77	3	2	MOSHI Magdalena Ruth Alex	1990	TAN	0.86	31.37	7.17
78	3	1	HEMTHON Vitiny	1992	CAM	0.84	31.41	7.21
79	2	7	NASSAR Zakia	1987	PLE	0.93	31.97	7.77
80	3	3	IZMAYLOVA Katerina	1977	TJK	0.89	32.09	7.89
81	2	5	KARKI Karishma	1993	NEP	0.98	32.35	8.15
82	2	4	PINTO Zahra	1993	MAW	0.70	32.53	8.33
83	2	6	GUEDIA MOUAFO Antoinette Joyce	1995	CMR	0.87	33.59	9.39
84	2	3	VONGPHACHANH Vilayphone	1986	LAO	0.92	34.79	10.59
85	2	2	NIKIEMA Elisabeth	1982	BUR	1.00	34.98	10.78
86	2	8	UWAMAHORO Elsie	1988	BDI	0.85	36.86	12.66
87	1	6	KOUSSIHOUÉDE Gloria	1987	BEN	0.88	37.09	12.89
88	1	3	GIRIMBABAZI Pamela	1985	RWA	0.85	39.78	15.58
89	1	4	BARRY Djene	1982	GUI	0.85	39.80	15.60
90	2	1	SOULEY BANA Mariama	1987	NIG	0.89	40.83	16.63
		8	NAJDANOVSKI Miroslava	1988	SRB		DNS	
		8	JUMAH Bayan	1994	SYR		DNS	

Legend:

DNS Did not start

Q Qualified for the next phase

R.T. Reaction time



RESULTS

比赛成绩 / Résultats

	Record	Split	Name	NOC Code	Location	Date
WR	52.88	25.40	TRICKETT Lisbeth	AUS	Sydney (AUS)	27 MAR 2008
OR	53.38	25.91	STEFFEN Britta	GER	Beijing (CHN)	10 AUG 2008

Event No. 20

Rank	Lane	Name	NOC Code	R.T.	50m	Time	Time Behind
1	7	STEFFEN Britta	GER	0.78	(8) 26.04	53.12 27.08	OR
2	8	TRICKETT Lisbeth	AUS	0.75	(1) 25.18	53.16 27.98	0.04
3	4	COUGHLIN Natalie	USA	0.67	(3) 25.52	53.39 27.87	0.27 =AM
4	6	SEPPALA Hanna-Maria	FIN	0.78	(4) 25.72	53.97 28.25	0.85
5	1	OTTESEN Jeanette	DEN	0.78	(5) 25.84	54.06 28.22	0.94
6	3	ZHU Yingwen	CHN	0.84	(6) 25.95	54.21 28.26	1.09
6	5	VELDHUIS Marleen	NED	0.91	(2) 25.38	54.21 28.83	1.09
8	2	HALSALL Francesca	GBR	0.73	(7) 25.97	54.29 28.32	1.17

Legend:

= Equal record AM Americas record OR Olympic record R.T. Reaction time



RESULTS SUMMARY

比赛成绩综合 / Résumé des résultats

	Record	Split	Name	NOC Code	Location	Date
WR	52.88	25.40	TRICKETT Lisbeth	AUS	Sydney (AUS)	27 MAR 2008
OR	53.38	25.91	STEFFEN Britta	GER	Beijing (CHN)	10 AUG 2008

Event No. 20

Rank	Heat	Lane	Name	Year of Birth	NOC Code	R.T.	50m	Time	Time Behind
1	1	5	COUGHLIN Natalie	1982	USA	0.69	25.91	53.70 27.79	Q
2	2	5	VELDHUIS Marleen	1979	NED	0.83	25.75	53.81 28.06	0.11 Q
3	1	6	ZHU Yingwen	1981	CHN	0.75	26.16	53.84 27.68	0.14 Q
3	2	4	SEPPALA Hanna-Maria	1984	FIN	0.73	25.85	53.84 27.99	0.14 Q
5	2	3	HALSALL Francesca	1990	GBR	0.73	25.85	53.94 28.09	0.24 Q
6	1	4	STEFFEN Britta	1983	GER	0.79	26.13	53.96 27.83	0.26 Q
7	2	2	OTTESEN Jeanette	1987	DEN	0.73	26.15	54.05 27.90	0.35 Q
8	1	3	TRICKETT Lisbeth	1985	AUS	0.76	25.93	54.10 28.17	0.40 Q
9	2	7	METELLA Malia	1982	FRA	0.73	26.40	54.20 27.80	0.50
10	2	1	CAMPBELL Cate	1992	AUS	0.80	26.18	54.54 28.36	0.84
11	1	2	LILLHAGE Josefin	1980	SWE	0.84	26.23	54.59 28.36	0.89
12	1	1	NYMEYER Lacey	1985	USA	0.74	25.96	54.74 28.78	1.04
13	1	8	DALLMANN Petra	1978	GER	0.78	26.82	55.05 28.23	1.35
14	1	7	GERASIMENYA Aleksandra	1985	BLR	0.73	26.84	55.31 28.47	1.61
15	2	8	MORNINGSTAR Erica	1989	CAN	0.84	26.61	55.36 28.75	1.66
	2	6	PANG Jiaying	1985	CHN			DSQ	

Legend:

DSQ Disqualified Q Qualified for the next phase R.T. Reaction time



RESULTS SUMMARY

比赛成绩综合 / Résumé des résultats

	Record	Split	Name	NOC Code	Location	Date
WR	52.88	25.40	TRICKETT Lisbeth	AUS	Sydney (AUS)	27 MAR 2008
OR	53.38	25.91	STEFFEN Britta	GER	Beijing (CHN)	10 AUG 2008

Event No. 20

Rank	Heat	Lane	Name	Year of Birth	NOC Code	R.T.	50m	Time	Time Behind
1	6	3	SEPPALA Hanna-Maria	1984	FIN	0.70	25.93	53.60 27.67	Q
2	6	4	STEFFEN Britta	1983	GER	0.80	26.26	53.67 27.41	0.07 Q
3	6	5	VELDHUIS Marleen	1979	NED	0.84	25.85	53.76 27.91	0.16 Q
4	7	5	COUGHLIN Natalie	1982	USA	0.69	26.08	53.82 27.74	0.22 Q
5	5	6	HALSALL Francesca	1990	GBR	0.75	26.05	53.93 27.88	0.33 Q
6	7	4	TRICKETT Lisbeth	1985	AUS	0.71	26.07	53.99 27.92	0.39 Q
7	6	6	PANG Jiaying	1985	CHN	0.75	26.06	54.01 27.95	0.41 Q =AS
7	7	7	ZHU Yingwen	1981	CHN	0.76	26.09	54.01 27.92	0.41 Q =AS
9	4	5	OTTESEN Jeanette	1987	DEN	0.73	26.53	54.04 27.51	0.44 Q
10	6	2	LILLHAGE Josefin	1980	SWE	0.83	26.07	54.07 28.00	0.47 Q
11	7	3	METELLA Malia	1982	FRA	0.76	26.47	54.12 27.65	0.52 Q
12	5	7	GERASIMENYA Aleksandra	1985	BLR	0.80	26.18	54.52 28.34	0.92 Q
13	5	4	CAMPBELL Cate	1992	AUS	0.81	26.28	54.55 28.27	0.95 Q
14	5	3	NYMEYER Lacey	1985	USA	0.83	26.42	54.62 28.20	1.02 Q
15	7	6	MORNINGSTAR Erica	1989	CAN	0.83	26.50	54.66 28.16	1.06 Q
16	6	7	DALLMANN Petra	1978	GER	0.77	26.38	54.70 28.32	1.10 ?
16	7	1	WILKINSON Julia	1987	CAN	0.77	26.59	54.70 28.11	1.10 ?
18	5	2	POPCHANKA Alena	1979	FRA	0.69	26.49	54.86 28.37	1.26
19	7	8	BARBOSA Tatiana	1978	BRA	0.80	26.79	55.01 28.22	1.41
20	6	1	KORC Agata Ewa	1986	POL	0.70	26.11	55.14 29.03	1.54
21	6	8	RETIEF Lize-Mari	1986	RSA	0.70	26.15	55.17 29.02	1.57 AF
22	4	3	GOSTOMELSKY Anna	1981	ISR	0.75	26.42	55.18 28.76	1.58
23	5	1	MORAVCOVA Martina	1976	SVK	0.77	26.59	55.20 28.61	1.60
24	5	5	DEKKER Inge	1985	NED	0.87	26.38	55.23 28.85	1.63
25	4	4	AKSENOVA Anastasia	1990	RUS	0.85	26.66	55.29 28.63	1.69
26	3	3	WILSON Hannah Jane Arnett	1989	HKG	0.66	26.57	55.32 28.75	1.72
27	4	8	STEPANYUK Darya	1990	UKR	0.80	26.88	55.51 28.63	1.91



Event No. 20

Rank	Heat	Lane	Name	Year of Birth	NOC Code	R.T.	50m	Time	Time Behind
28	3	4	VANDERPOOL-WALLACE Arianna	1990	BAH	0.69	26.69	55.61 28.92	2.01
29	3	2	KOSCHISCHEK Birgit	1987	AUT	0.77	26.67	55.62 28.95	2.02
30	4	2	SEMECO ARISMENDI Arlene	1984	VEN	0.70	26.64	55.70 29.06	2.10
31	5	8	KLUSACKOVA Jana	1977	CZE	0.85	27.03	55.92 28.89	2.32
32	3	1	CHANG Heejin	1986	KOR	0.69	26.91	55.96 29.05	2.36
33	4	7	ALJAND Triin	1985	EST	0.71	27.12	56.10 28.98	2.50
34	2	5	QUAH Ting Wen	1992	SIN	0.66	27.20	56.14 28.94	2.54
35	3	5	RAGNARSDOTTIR Ragnheidur	1984	ISL	0.76	27.02	56.35 29.33	2.75
36	3	8	STYLIANOU Anna	1986	CYP	0.75	27.56	56.38 28.82	2.78
37	3	7	KOSTI Eleni	1985	GRE	0.75	27.63	56.44 28.81	2.84
38	4	1	NAJDANOVSKI Miroslava	1988	SRB	0.76	26.93	56.50 29.57	2.90
39	2	6	JUNKRAJANG Natthanan	1986	THA	0.82	27.43	56.56 29.13	2.96
40	2	4	TOMPA Orsolya	1991	HUN	0.75	27.03	56.57 29.54	2.97
41	2	7	SIMMS Christel	1990	PHI	0.73	27.49	56.67 29.18	3.07
42	4	6	SIMONETTO Maria Laura	1987	ITA	0.76	27.07	56.72 29.65	3.12
43	2	3	NIEH Pin-Chieh	1988	TPE	0.83	27.46	57.28 29.82	3.68
44	3	6	SOVINEK Nina	1985	SLO	0.67	27.68	57.30 29.62	3.70
45	1	4	SCERRI Madeleine	1989	MLT	0.78	27.79	57.97 30.18	4.37
46	2	2	SHLEMOVA Irina	1984	UZB	0.73	27.69	58.77 31.08	5.17
47	1	5	POPOVSKA Elena	1990	MKD	0.83	28.34	59.93 31.59	6.33
48	1	3	HACHATRYAN Olga	1992	TKM	0.75	33.18	1:14.77 41.59	21.17
		7	McCLATCHEY Caitlin	1985	GBR			DNS	

Legend:

? Involved in swim-off	= Equal record	AF African record	AS Asian record
DNS Did not start	Q Qualified for the next phase	R.T. Reaction time	



RESULTS

比赛成绩 / Résultats

	Record	Splits	Name	NOC Code	Location	Date
WR	1:55.45	27.81 57.04	1:26.53 PELLEGRINI Federica	ITA	Beijing (CHN)	11 AUG 2008
OR	1:55.45	27.81 57.04	1:26.53 PELLEGRINI Federica	ITA	Beijing (CHN)	11 AUG 2008

Event No. 13

Rank	Lane	Name	NOC Code	R.T.	50m	100m	150m	Time	Time Behind
1	3	PELLEGRINI Federica	ITA	0.80	(2) 27.27	(1) 55.92 28.65	(1) 1:25.57 29.65	1:54.82 29.25	WR
2	4	ISAKOVIC Sara	SLO	0.78	(7) 27.95	(4) 56.86 28.91	(2) 1:26.03 29.17	1:54.97 28.94	0.15
3	6	PANG Jiaying	CHN	0.73	(1) 27.01	(2) 56.43 29.42	(4) 1:26.29 29.86	1:55.05 28.76	0.23 AS
4	5	HOFF Katie	USA	0.77	(3) 27.57	(3) 56.67 29.10	(3) 1:26.20 29.53	1:55.78 29.58	0.96 AM
5	7	POTEC Camelia Alina	ROU	0.88	(6) 27.81	(6) 57.32 29.51	(5) 1:27.20 29.88	1:56.87 29.67	2.05
6	1	McCLATCHEY Caitlin	GBR	0.75	(8) 28.22	(8) 57.96 29.74	(8) 1:28.20 30.24	1:57.65 29.45	2.83
7	2	BARRATT Bronte	AUS	0.71	(5) 27.75	(7) 57.34 29.59	(7) 1:27.28 29.94	1:57.83 30.55	3.01
7	8	ETIENNE Ophelie-Cyrielle	FRA	0.83	(4) 27.65	(5) 57.01 29.36	(6) 1:27.26 30.25	1:57.83 30.57	3.01

Legend:

AM Americas record

AS Asian record

R.T. Reaction time

WR World record



RESULTS SUMMARY

比赛成绩综合 / Résumé des résultats

	Record	Splits			Name	NOC Code	Location	Date
WR	1:55.45	27.81	57.04	1:26.53	PELLEGRINI Federica	ITA	Beijing (CHN)	11 AUG 2008
OR	1:55.45	27.81	57.04	1:26.53	PELLEGRINI Federica	ITA	Beijing (CHN)	11 AUG 2008

Event No. 13

Rank	Heat	Lane	Name	Year of Birth	NOC Code	R.T.	50m	100m	150m	Time	Time Behind
1	1	4	ISAKOVIC Sara	1988	SLO	0.78	27.84	57.29	1:27.10	1:56.50	Q
								29.45	29.81	29.40	
2	1	5	HOFF Katie	1989	USA	0.79	27.92	57.35	1:27.45	1:57.01	0.51 Q
								29.43	30.10	29.56	
3	2	4	PELLEGRINI Federica	1988	ITA	0.78	27.90	57.23	1:27.36	1:57.23	0.73 Q
								29.33	30.13	29.87	
4	1	3	PANG Jiaying	1985	CHN	0.78	27.89	57.62	1:27.91	1:57.34	0.84 Q
								29.73	30.29	29.43	
5	1	2	BARRATT Bronte	1989	AUS	0.71	28.02	57.86	1:27.86	1:57.55	1.05 Q
								29.84	30.00	29.69	
6	2	2	POTEC Camelia Alina	1982	ROU	0.88	28.05	58.16	1:28.24	1:57.71	1.21 Q
								30.11	30.08	29.47	
7	2	5	McCLATCHEY Caitlin	1985	GBR	0.74	28.19	57.96	1:27.93	1:57.73	1.23 Q
								29.77	29.97	29.80	
8	2	7	ETIENNE Ophelie-Cyrielle	1990	FRA	0.83	28.28	58.05	1:28.39	1:58.00	1.50 Q
								29.77	30.34	29.61	
9	2	6	SCHMITT Allison	1990	USA	0.73	28.11	58.10	1:28.26	1:58.01	1.51
								29.99	30.16	29.75	
10	2	8	MONGEL Aurore	1982	FRA	0.78	27.76	57.50	1:27.97	1:58.08	1.58
								29.74	30.47	30.11	
11	2	3	MUTINA Agnes	1988	HUN	0.70	27.93	58.01	1:28.18	1:58.15	1.65
								30.08	30.17	29.97	
12	1	7	MACKENZIE Linda	1983	AUS	0.78	27.74	57.76	1:28.36	1:58.19	1.69
								30.02	30.60	29.83	
13	1	6	UEDA Haruka	1988	JPN	0.85	28.06	57.90	1:28.41	1:58.44	1.94
								29.84	30.51	30.03	
14	1	1	JACKSON Joanne	1986	GBR	0.78	27.91	57.70	1:28.27	1:58.70	2.20
								29.79	30.57	30.43	
15	2	1	LILLHAGE Josefin	1980	SWE	0.79	27.72	57.81	1:28.39	1:59.29	2.79
								30.09	30.58	30.90	
16	1	8	MARKO-VARGA Ida	1985	SWE	0.79	27.87	57.89	1:28.66	1:59.41	2.91
								30.02	30.77	30.75	

Legend:

Q Qualified for the next phase R.T. Reaction time



RESULTS SUMMARY

比赛成绩综合 / Résumé des résultats

	Record	Splits			Name	NOC Code	Location	Date
WR	1:55.52	27.13	56.24	1:25.69	MANAUDOU Laure	FRA	Melbourne (AUS)	28 MAR 2007
OR	1:57.65	28.55	58.50	1:26.03	FRIEDRICH Heike	GDR	Seoul (KOR)	21 SEP 1988

Event No. 13

Rank	Heat	Lane	Name	Year of Birth	NOC Code	R.T.	50m	100m	150m	Time	Time Behind	
1	6	5	PELLEGRINI Federica	1988	ITA	0.74	27.81	57.04	1:26.53	1:55.45		Q WR
								29.23	29.49	28.92		
2	5	4	ISAKOVIC Sara	1988	SLO	0.79	27.94	57.36	1:26.82	1:55.86	0.41	Q
								29.42	29.46	29.04		
3	5	3	McCLATCHEY Caitlin	1985	GBR	0.72	27.91	57.81	1:27.57	1:56.97	1.52	Q
								29.90	29.76	29.40		
4	6	4	HOFF Katie	1989	USA	0.78	28.03	57.76	1:27.72	1:57.20	1.75	Q
								29.73	29.96	29.48		
5	6	2	MUTINA Agnes	1988	HUN	0.68	27.62	57.64	1:27.67	1:57.25	1.80	Q
								30.02	30.03	29.58		
6	4	2	PANG Jiaying	1985	CHN	0.77	27.48	57.54	1:27.78	1:57.37	1.92	Q
								30.06	30.24	29.59		
7	4	4	SCHMITT Allison	1990	USA	0.73	27.94	57.77	1:28.19	1:57.38	1.93	Q
								29.83	30.42	29.19		
8	6	1	UEDA Haruka	1988	JPN	0.86	27.66	57.51	1:27.72	1:57.64	2.19	Q
								29.85	30.21	29.92		
9	4	3	POTEC Camelia Alina	1982	ROU	0.93	27.94	57.90	1:28.17	1:57.65	2.20	Q
								29.96	30.27	29.48		
10	5	5	BARRATT Bronte	1989	AUS	0.67	28.23	57.93	1:27.91	1:57.75	2.30	Q
								29.70	29.98	29.84		
11	5	2	ETIENNE Ophelie-Cyrielle	1990	FRA	0.84	28.18	57.86	1:27.87	1:57.93	2.48	Q
								29.68	30.01	30.06		
12	6	3	MACKENZIE Linda	1983	AUS	0.83	27.73	58.11	1:28.35	1:57.96	2.51	Q
								30.38	30.24	29.61		
13	5	6	LILLHAGE Josefin	1980	SWE	0.76	28.10	57.81	1:28.06	1:57.98	2.53	Q
								29.71	30.25	29.92		
14	4	5	JACKSON Joanne	1986	GBR	0.76	28.23	57.95	1:28.44	1:58.00	2.55	Q
								29.72	30.49	29.56		
15	6	6	MONGEL Aurore	1982	FRA	0.79	28.03	57.88	1:28.37	1:58.11	2.66	Q
								29.85	30.49	29.74		
16	5	1	MARKO-VARGA Ida	1985	SWE	0.77	28.33	58.45	1:28.26	1:58.21	2.76	Q
								30.12	29.81	29.95		
17	4	7	HORNER Stephanie	1989	CAN	0.76	28.18	57.91	1:28.08	1:58.35	2.90	
								29.73	30.17	30.27		
18	4	1	COSTA Melania Felicitas	1988	ESP	0.82	28.16	57.98	1:28.52	1:59.50	4.05	
								29.82	30.54	30.98		
19	6	7	ZHU Qianwei	1990	CHN	0.83	28.47	58.86	1:29.61	1:59.52	4.07	
								30.39	30.75	29.91		
20	6	8	BELYAKINA Daria	1986	RUS	0.75	28.21	58.20	1:28.88	1:59.72	4.27	
								29.99	30.68	30.84		
21	4	8	MITA Maki	1983	JPN	0.74	28.49	58.71	1:29.38	1:59.96	4.51	
								30.22	30.67	30.58		
22	4	6	LURZ Annika	1979	GER	0.82	28.29	58.32	1:29.03	1:59.98	4.53	
								30.03	30.71	30.95		
23	3	5	KROMOWIDJOJO Ranomi	1990	NED	0.76	28.29	58.91	1:29.49	2:00.02	4.57	
								30.62	30.58	30.53		
24	5	7	DALLMANN Petra	1978	GER	0.79	27.59	57.94	1:29.21	2:00.21	4.76	
								30.35	31.27	31.00		
25	5	8	SAUMUR Genevieve	1987	CAN	0.73	27.71	57.84	1:29.12	2:00.49	5.04	
								30.13	31.28	31.37		
26	3	7	STEINEGGER Joerdis	1983	AUT	0.87	28.34	58.51	1:29.39	2:00.52	5.07	
								30.17	30.88	31.13		
27	3	1	STYLIANOU Anna	1986	CYP	0.74	28.39	58.49	1:29.18	2:00.55	5.10	
								30.10	30.69	31.37		



Event No. 13

Rank	Heat	Lane	Name	Year of Birth	NOC Code	R.T.	50m	100m	150m	Time	Time Behind
28	2	4	PARTOKA Elina	1983	EST	0.80	28.56	58.92 30.36	1:29.85 30.93	2:00.64 30.79	5.19
28	3	6	FERREIRA Monique	1980	BRA	0.72	28.21	58.62 30.41	1:29.72 31.10	2:00.64 30.92	5.19
30	2	5	RANGELOVA Nina	1990	BUL	0.86	28.73	58.70 29.97	1:29.16 30.46	2:00.66 31.50	5.21
31	2	7	AU Hoi Shun Stephanie	1992	HKG	0.79	28.61	59.35 30.74	1:30.11 30.76	2:00.85 30.74	5.40
32	3	3	BARZYCKA Paulina	1986	POL	0.88	28.65	58.85 30.20	1:30.00 31.15	2:00.92 30.92	5.47
33	3	4	CORFE Melissa	1986	RSA	0.74	27.94	58.62 30.68	1:29.93 31.31	2:00.95 31.02	5.50
34	2	2	JANSEN Louise Mai	1984	DEN	0.74	28.99	59.18 30.19	1:30.28 31.10	2:01.30 31.02	5.85
35	1	4	KHUDYAKOVA Nataliya	1985	UKR	0.82	27.43	57.53 30.10	1:29.26 31.73	2:02.27 33.01	6.82
36	2	6	LIM Lynette	1992	SIN	0.61	29.22	59.63 30.41	1:30.76 31.13	2:02.30 31.54	6.85
37	3	8	YANG Chin-Kuei	1987	TPE	0.80	28.61	59.22 30.61	1:30.70 31.48	2:02.84 32.14	7.39
38	1	5	JUNKRAJANG Natthanan	1986	THA	0.85	28.46	59.04 30.58	1:30.71 31.67	2:02.88 32.17	7.43
39	2	8	MAILLIET Christine	1987	LUX	0.75	29.36	1:00.39 31.03	1:31.55 31.16	2:02.91 31.36	7.46
40	1	2	OSTOJIC Milica	1991	SRB	0.86	28.83	59.66 30.83	1:31.50 31.84	2:03.19 31.69	7.74
41	1	7	VILLARREAL Heysi	1986	CUB	0.69	28.26	58.41 30.15	1:30.28 31.87	2:03.23 32.95	7.78
42	1	3	TRISIC Anja	1987	CRO	0.77	28.78	59.43 30.65	1:31.43 32.00	2:03.57 32.14	8.12
43	2	3	NOCHER Melanie	1988	IRL	0.80	30.76	1:01.67 30.91	1:33.02 31.35	2:04.29 31.27	8.84
44	3	2	KOSTI Eleni	1985	GRE	0.76	28.36	59.02 30.66	1:31.11 32.09	2:04.55 33.44	9.10
45	1	6	SVERRISDOTTIR Sigrun Bra	1990	ISL	0.73	28.88	59.64 30.76	1:31.97 32.33	2:04.82 32.85	9.37
46	2	1	LEE Keora	1989	KOR	0.76	29.06	1:00.69 31.63	1:32.83 32.14	2:05.71 32.88	10.26

Legend:

Q Qualified for the next phase R.T. Reaction time WR World record



RESULTS

比赛成绩 / Résultats

	Record	Splits	Name	NOC Code	Location	Date
WR	4:01.53	59.01	1:59.60 3:00.41	PELLEGRINI Federica	ITA	Eindhoven (NED) 24 MAR 2008
OR	4:02.19	57.75	1:58.38 3:00.62	PELLEGRINI Federica	ITA	Beijing (CHN) 10 AUG 2008

Event No. 11

Rank	Lane	Name	NOC Code	R.T.	Time	Time Behind
1	5	ADLINGTON Rebecca	GBR	0.82	4:03.22	
50m (6) 28.79	100m (6) 59.36 30.57	150m (8) 1:30.33 30.97	200m (6) 2:01.56 31.23	250m (7) 2:32.50 30.94	300m (5) 3:03.36 30.86	350m (4) 3:34.04 30.68
2	3	HOFF Katie	USA	0.80	4:03.29	0.07
50m (4) 28.63	100m (5) 59.19 30.56	150m (2) 1:30.04 30.85	200m (1) 2:01.05 31.01	250m (1) 2:31.57 30.52	300m (1) 3:01.91 30.34	350m (1) 3:32.58 30.67
3	6	JACKSON Joanne	GBR	0.79	4:03.52	0.30
50m (7) 28.84	100m (8) 59.58 30.74	150m (7) 1:30.30 30.72	200m (8) 2:01.60 31.30	250m (6) 2:32.34 30.74	300m (4) 3:03.08 30.74	350m (2) 3:33.66 30.58
4	7	BALMY Coralie	FRA	0.83	4:03.60	0.38
50m (3) 28.58	100m (2) 59.13 30.55	150m (4) 1:30.18 31.05	200m (2) 2:01.24 31.06	250m (2) 2:31.93 30.69	300m (2) 3:02.82 30.89	350m (3) 3:33.72 30.90
5	4	PELLEGRINI Federica	ITA	0.80	4:04.56	1.34
50m (5) 28.72	100m (2) 59.13 30.41	150m (5) 1:30.24 31.11	200m (3) 2:01.32 31.08	250m (3) 2:32.18 30.86	300m (3) 3:03.03 30.85	350m (5) 3:34.07 31.04
6	1	POTEC Camelia Alina	ROU	0.88	4:04.66	1.44
50m (2) 28.52	100m (4) 59.18 30.66	150m (3) 1:30.05 30.87	200m (4) 2:01.34 31.29	250m (4) 2:32.21 30.87	300m (5) 3:03.36 31.15	350m (6) 3:34.29 30.93
7	2	BARRATT Bronte	AUS	0.71	4:05.05	1.83
50m (8) 28.89	100m (7) 59.39 30.50	150m (6) 1:30.29 30.90	200m (4) 2:01.34 31.05	250m (5) 2:32.23 30.89	300m (7) 3:03.47 31.24	350m (7) 3:34.42 30.95
8	8	MANAUDOU Laure	FRA	0.87	4:11.26	8.04
50m (1) 28.32	100m (1) 58.76 30.44	150m (1) 1:29.87 31.11	200m (7) 2:01.57 31.70	250m (8) 2:33.32 31.75	300m (8) 3:05.45 32.13	350m (8) 3:38.43 32.83

Legend:

R.T. Reaction time



RESULTS SUMMARY

比赛成绩综合 / Résumé des résultats

	Record	Splits	Name	NOC Code	Location	Date	
WR	4:01.53	59.01	1:59.60 3:00.41	PELLEGRINI Federica	ITA	Eindhoven (NED)	24 MAR 2008
OR	4:03.85	59.99	2:02.14 3:03.40	EVANS Janet	USA	Seoul (KOR)	21 SEP 1988

Event No. 11

Rank	Heat	Lane	Name	Year of Birth	NOC Code	R.T.	Time	Time Behind	
1	6	4	PELLEGRINI Federica	1988	ITA	0.72	4:02.19		Q OR
	50m 28.20	100m 57.75 29.55	150m 1:27.86 30.11	200m 1:58.38 30.52	250m 2:29.34 30.96	300m 3:00.62 31.28	350m 3:31.88 31.26	30.31	
2	6	3	ADLINGTON Rebecca	1989	GBR	0.86	4:02.24	0.05	Q
	50m 28.57	100m 58.90 30.33	150m 1:29.15 30.25	200m 1:59.84 30.69	250m 2:30.42 30.58	300m 3:01.38 30.96	350m 3:32.29 30.91	29.95	
3	5	4	HOFF Katie	1989	USA	0.76	4:03.71	1.52	Q
	50m 28.82	100m 59.54 30.72	150m 1:30.66 31.12	200m 2:01.89 31.23	250m 2:32.68 30.79	300m 3:03.23 30.55	350m 3:33.79 30.56	29.92	
4	5	6	JACKSON Joanne	1986	GBR	0.74	4:03.80	1.61	Q
	50m 28.58	100m 59.86 31.28	150m 1:30.15 30.29	200m 2:01.74 31.59	250m 2:32.76 31.02	300m 3:03.69 30.93	350m 3:34.19 30.50	29.61	
5	5	3	BARRATT Bronte	1989	AUS	0.69	4:04.16	1.97	Q OC
	50m 28.93	100m 59.66 30.73	150m 1:30.79 31.13	200m 2:02.05 31.26	250m 2:32.67 30.62	300m 3:03.49 30.82	350m 3:34.20 30.71	29.96	
6	5	5	BALMY Coralie	1985	FRA	0.85	4:04.25	2.06	Q
	50m 28.62	100m 59.55 30.93	150m 1:30.65 31.10	200m 2:01.89 31.24	250m 2:33.09 31.20	300m 3:03.78 30.69	350m 3:34.69 30.91	29.56	
7	4	6	POTEC Camelia Alina	1982	ROU	0.94	4:04.55	2.36	Q
	50m 28.65	100m 59.20 30.55	150m 1:30.16 30.96	200m 2:01.16 31.00	250m 2:32.22 31.06	300m 3:03.35 31.13	350m 3:34.49 31.14	30.06	
8	4	4	MANAUDOU Laure	1986	FRA	0.86	4:04.93	2.74	Q
	50m 28.11	100m 58.50 30.39	150m 1:29.62 31.12	200m 2:01.04 31.42	250m 2:32.56 31.52	300m 3:04.11 31.55	350m 3:35.27 31.16	29.66	
9	4	5	JEDRZEJCZAK Otylia	1983	POL	0.76	4:05.50	3.31	
	50m 28.71	100m 59.05 30.34	150m 1:30.01 30.96	200m 2:01.26 31.25	250m 2:32.48 31.22	300m 3:03.89 31.41	350m 3:35.30 31.41	30.20	
10	4	3	MACKENZIE Linda	1983	AUS	0.82	4:05.91	3.72	
	50m 27.94	100m 58.50 30.56	150m 1:29.72 31.22	200m 2:01.14 31.42	250m 2:32.78 31.64	300m 3:04.47 31.69	350m 3:35.84 31.37	30.07	
11	6	1	HORNER Stephanie	1989	CAN	0.76	4:07.45	5.26	
	50m 28.92	100m 59.47 30.55	150m 1:30.29 30.82	200m 2:01.38 31.09	250m 2:32.31 30.93	300m 3:03.89 31.58	350m 3:35.60 31.71	31.85	
12	5	2	TROTT Wendy	1990	RSA	0.81	4:08.38	6.19	AF
	50m 29.10	100m 1:00.28 31.18	150m 1:31.68 31.40	200m 2:03.33 31.65	250m 2:34.61 31.28	300m 3:06.35 31.74	350m 3:37.77 31.42	30.61	
13	5	7	FRIIS Lotte	1988	DEN	0.80	4:08.47	6.28	
	50m 28.92	100m 59.89 30.97	150m 1:31.32 31.43	200m 2:02.68 31.36	250m 2:34.33 31.65	300m 3:06.18 31.85	350m 3:38.01 31.83	30.46	
14	6	5	ZIEGLER Kate	1988	USA	0.75	4:09.59	7.40	
	50m 28.71	100m 59.61 30.90	150m 1:30.90 31.29	200m 2:02.53 31.63	250m 2:34.34 31.81	300m 3:06.72 32.38	350m 3:38.99 32.27	30.60	
14	6	7	RIGAMONTI Flavia	1981	SUI	0.90	4:09.59	7.40	
	50m 29.39	100m 1:00.48 31.09	150m 1:32.21 31.73	200m 2:03.82 31.61	250m 2:35.42 31.60	300m 3:07.22 31.80	350m 3:39.13 31.91	30.46	
16	4	8	STEINEGGER Joerdis	1983	AUT	0.88	4:09.72	7.53	
	50m 29.69	100m 1:01.03 31.34	150m 1:32.67 31.64	200m 2:04.15 31.48	250m 2:35.09 30.94	300m 3:06.54 31.45	350m 3:38.39 31.85	31.33	
17	6	2	CORFE Melissa	1986	RSA	0.75	4:10.54	8.35	
	50m 28.60	100m 59.31 30.71	150m 1:30.49 31.18	200m 2:02.26 31.77	250m 2:34.03 31.77	300m 3:06.28 32.25	350m 3:38.58 32.30	31.96	
18	5	1	FAGUNDEZ Gabriella	1985	SWE	0.89	4:11.40	9.21	
	50m 29.07	100m 1:00.46 31.39	150m 1:31.79 31.33	200m 2:03.67 31.88	250m 2:35.28 31.61	300m 3:07.31 32.03	350m 3:39.35 32.04	32.05	
19	4	1	KING Savannah	1992	CAN	0.79	4:11.49	9.30	
	50m 28.95	100m 59.76 30.81	150m 1:31.22 31.46	200m 2:03.08 31.86	250m 2:34.91 31.83	300m 3:07.10 32.19	350m 3:39.47 32.37	32.02	
20	3	3	ESCOBAR Susana	1987	MEX	0.73	4:11.99	9.80	
	50m 29.45	100m 1:00.65 31.20	150m 1:32.48 31.83	200m 2:04.34 31.86	250m 2:36.23 31.89	300m 3:08.24 32.01	350m 3:40.42 32.18	31.57	



Event No. 11

Rank	Heat	Lane	Name	Year of Birth	NOC Code	R.T.	Time	Time Behind	
21	3	5	FERREIRA Monique	1980	BRA	0.71	4:12.21	10.02	
	50m	29.22	100m 1:00.44 31.22	150m 1:32.43 31.99	200m 2:04.41 31.98	250m 2:36.44 32.03	300m 3:08.61 32.17	350m 3:40.63 32.02	31.58
22	4	7	TAN Miao	1987	CHN	0.76	4:12.35	10.16	
	50m	29.93	100m 1:01.63 31.70	150m 1:33.35 31.72	200m 2:05.07 31.72	250m 2:36.69 31.62	300m 3:09.04 32.35	350m 3:41.29 32.25	31.06
23	4	2	VILLAECIJA Erika	1984	ESP	0.84	4:14.25	12.06	
	50m	29.39	100m 1:00.76 31.37	150m 1:32.65 31.89	200m 2:04.76 32.11	250m 2:37.15 32.39	300m 3:09.63 32.48	350m 3:42.03 32.40	32.22
24	3	6	AU Hoi Shun Stephanie	1992	HKG	0.83	4:14.82	12.63	
	50m	29.39	100m 1:00.79 31.40	150m 1:32.86 32.07	200m 2:05.23 32.37	250m 2:37.71 32.48	300m 3:10.41 32.70	350m 3:42.90 32.49	31.92
25	6	8	EHMCKE Jaana	1987	GER	0.86	4:15.15	12.96	
	50m	29.23	100m 1:00.29 31.06	150m 1:32.58 32.29	200m 2:05.07 32.49	250m 2:37.99 32.92	300m 3:10.83 32.84	350m 3:43.74 32.91	31.41
26	5	8	LI Mo	1990	CHN	0.77	4:15.50	13.31	
	50m	29.83	100m 1:01.17 31.34	150m 1:33.17 32.00	200m 2:05.61 32.44	250m 2:37.94 32.33	300m 3:10.70 32.76	350m 3:43.41 32.71	32.09
27	3	2	EFSTATHIOU Eleftheria Evgenia	1989	GRE	0.79	4:15.78	13.59	
	50m	29.71	100m 1:01.05 31.34	150m 1:33.10 32.05	200m 2:05.73 32.63	250m 2:38.39 32.66	300m 3:11.35 32.96	350m 3:44.20 32.85	31.58
28	3	4	BELYAKINA Daria	1986	RUS	0.75	4:16.21	14.02	
	50m	29.08	100m 1:00.50 31.42	150m 1:32.54 32.04	200m 2:04.84 32.30	250m 2:37.16 32.32	300m 3:09.79 32.63	350m 3:43.26 33.47	32.95
29	1	4	KAPAS Boglarka	1993	HUN	0.81	4:16.22	14.03	
	50m	29.09	100m 1:00.79 31.70	150m 1:33.50 32.71	200m 2:06.15 32.65	250m 2:38.87 32.72	300m 3:11.76 32.89	350m 3:44.25 32.49	31.97
30	3	1	LIM Lynette	1992	SIN	0.60	4:17.67	15.48	
	50m	30.90	100m 1:02.40 31.50	150m 1:34.35 31.95	200m 2:06.77 32.42	250m 2:39.01 32.24	300m 3:11.79 32.78	350m 3:44.83 33.04	32.84
31	6	6	SHIBATA Ai	1982	JPN	0.89	4:17.96	15.77	
	50m	29.45	100m 1:00.92 31.47	150m 1:33.11 32.19	200m 2:06.04 32.93	250m 2:39.09 33.05	300m 3:12.30 33.21	350m 3:45.56 33.26	32.40
32	2	2	PINTO PEREZ Yanel Andreina	1989	VEN	0.83	4:18.09	15.90	
	50m	30.21	100m 1:02.61 32.40	150m 1:35.32 32.71	200m 2:08.24 32.92	250m 2:41.07 32.83	300m 3:14.27 33.20	350m 3:47.04 32.77	31.05
33	2	1	KHUDYAKOVA Nataliya	1985	UKR	0.85	4:18.34	16.15	
	50m	29.51	100m 1:01.40 31.89	150m 1:34.01 32.61	200m 2:06.82 32.81	250m 2:39.89 33.07	300m 3:13.20 33.31	350m 3:46.25 33.05	32.09
34	3	7	BIAGIOLI Cecilia Elizabeth	1985	ARG	0.80	4:19.85	17.66	
	50m	29.71	100m 1:01.53 31.82	150m 1:34.15 32.62	200m 2:07.05 32.90	250m 2:40.06 33.01	300m 3:13.36 33.30	350m 3:46.77 33.41	33.08
35	2	7	LEHTONEN Eva	1991	FIN	0.66	4:20.07	17.88	
	50m	30.42	100m 1:02.13 31.71	150m 1:34.74 32.61	200m 2:07.37 32.63	250m 2:40.32 32.95	300m 3:13.67 33.35	350m 3:47.19 33.52	32.88
36	2	3	LENNOX-SILVA Kristina	1985	PUR	0.76	4:20.17	17.98	
	50m	29.96	100m 1:01.79 31.83	150m 1:34.00 32.21	200m 2:06.89 32.89	250m 2:40.14 33.25	300m 3:13.55 33.41	350m 3:47.21 33.66	32.96
37	2	6	LEE Jieun	1989	KOR	0.85	4:21.53	19.34	
	50m	29.49	100m 1:01.57 32.08	150m 1:34.89 33.32	200m 2:07.79 32.90	250m 2:41.09 33.30	300m 3:15.30 34.21	350m 3:48.56 33.26	32.97
38	2	5	KHOO Cai Lin	1988	MAS	0.75	4:23.37	21.18	
	50m	29.68	100m 1:01.97 32.29	150m 1:35.37 33.40	200m 2:09.14 33.77	250m 2:43.27 34.13	300m 3:17.42 34.15	350m 3:50.80 33.38	32.57
39	2	4	MARCUS Golda	1983	ESA	0.74	4:23.50	21.31	
	50m	31.12	100m 1:04.08 32.96	150m 1:37.73 33.65	200m 2:11.51 33.78	250m 2:44.25 32.74	300m 3:17.70 33.45	350m 3:51.26 33.56	32.24
40	3	8	YANG Chin-Kuei	1987	TPE	0.79	4:24.78	22.59	
	50m	29.83	100m 1:01.89 32.06	150m 1:34.63 32.74	200m 2:07.83 33.20	250m 2:41.46 33.63	300m 3:15.96 34.50	350m 3:50.64 34.68	34.14
41	1	3	AUSTIN Shrone	1989	SEY	0.88	4:35.86	33.67	
	50m	30.93	100m 1:04.26 33.33	150m 1:39.24 34.98	200m 2:14.16 34.92	250m 2:49.72 35.56	300m 3:25.11 35.39	350m 4:00.82 35.71	35.04
	1	5	JUNKRAJANG Natthanan	1986	THA		DNS		

Legend:

AF African record DNS Did not start OC Oceanian record OR Olympic record
Q Qualified for the next phase R.T. Reaction time



RESULTS

比赛成绩 / Résultats

	Record	Splits			Name	NOC Code	Location	Date
WR	8:16.22	1:00.20	2:02.53	3:05.12	4:07.92	EVANS Janet	USA Tokyo (JPN)	20 AUG 1989
OR	8:18.06	5:10.27	6:12.82	7:15.44	4:07.64	ADLINGTON Rebecca	GBR Beijing (CHN)	14 AUG 2008
		1:00.08	2:02.37	3:04.84				
		5:10.14	6:12.96	7:16.01				

Event No. 26

Rank	Lane	Name	NOC Code	R.T.	Time	Time Behind
1	4	ADLINGTON Rebecca	GBR	0.84	8:14.10	WR
		50m (2) 28.67			100m (1) 59.37	
					150m (1) 1:30.17	
					200m (1) 2:01.32	
					250m (1) 2:32.33	
					300m (1) 3:03.58	
					350m (1) 3:34.57	
					400m (1) 4:05.72	
					450m (1) 4:36.47	
					500m (1) 5:07.62	
					550m (1) 5:38.84	
					600m (1) 6:10.30	
					650m (1) 6:41.69	
					700m (1) 7:13.24	
					750m (1) 7:44.44	
					800m (1) 8:14.10	
						29.66
2	6	FILIPPI Alessia	ITA	0.88	8:20.23	6.13
		50m (7) 29.70			100m (7) 1:01.07	
					150m (7) 1:32.60	
					200m (7) 2:04.31	
					250m (7) 2:36.03	
					300m (7) 3:07.78	
					350m (6) 3:39.49	
					400m (4) 4:11.33	
					450m (3) 4:42.65	
					500m (3) 5:14.16	
					550m (3) 5:45.29	
					600m (3) 6:16.69	
					650m (3) 6:47.70	
					700m (2) 7:18.52	
					750m (2) 7:49.33	
					800m (2) 8:20.23	
						30.90
3	3	FRIIS Lotte	DEN	0.82	8:23.03	8.93
		50m (4) 29.22			100m (6) 1:00.39	
					150m (6) 1:32.15	
					200m (6) 2:03.69	
					250m (6) 2:35.41	
					300m (4) 3:07.06	
					350m (3) 3:39.02	
					400m (3) 4:10.98	
					450m (4) 4:43.06	
					500m (4) 5:14.97	
					550m (4) 5:46.96	
					600m (4) 6:18.98	
					650m (4) 6:50.83	
					700m (4) 7:22.55	
					750m (4) 7:54.22	
					800m (4) 8:23.03	
						28.81
4	5	POTEC Camelia Alina	ROU	0.91	8:23.11	9.01
		50m (1) 28.64			100m (1) 59.37	
					150m (2) 1:30.35	
					200m (2) 2:01.58	
					250m (2) 2:33.00	
					300m (2) 3:04.51	
					350m (2) 3:36.08	
					400m (2) 4:07.93	
					450m (2) 4:39.42	
					500m (2) 5:11.15	
					550m (2) 5:43.13	
					600m (2) 6:15.24	
					650m (2) 6:47.54	
					700m (3) 7:19.79	
					750m (3) 7:52.38	
					800m (3) 8:23.11	
						30.73
5	1	LI Xuanxu	CHN	0.84	8:26.34	12.24
		50m (6) 29.33			100m (5) 1:00.38	
					150m (4) 1:31.74	
					200m (3) 2:03.35	
					250m (3) 2:35.01	
					300m (3) 3:06.99	
					350m (5) 3:39.23	
					400m (6) 4:11.61	
					450m (6) 4:43.66	
					500m (6) 5:15.98	
					550m (6) 5:48.24	
					600m (6) 6:20.48	
					650m (6) 6:52.48	
					700m (6) 7:24.55	
					750m (6) 7:56.26	
					800m (6) 8:26.34	
						30.08
6	2	PALMER Kylie	AUS	0.73	8:26.39	12.29
		50m (3) 29.09			100m (4) 1:00.25	
					150m (5) 1:31.76	
					200m (5) 2:03.45	
					250m (5) 2:35.25	
					300m (5) 3:07.18	
					350m (4) 3:39.11	
					400m (5) 4:11.37	
					450m (5) 4:43.39	
					500m (5) 5:15.76	
					550m (5) 5:47.86	
					600m (5) 6:19.93	
					650m (5) 6:51.95	
					700m (5) 7:24.01	
					750m (5) 7:55.75	
					800m (5) 8:26.39	
						30.64
7	7	SOKOLOVA Elena	RUS	0.83	8:29.79	15.69
		50m (5) 29.30			100m (3) 1:00.12	
					150m (3) 1:31.54	
					200m (4) 2:03.39	
					250m (4) 2:35.20	
					300m (6) 3:07.43	
					350m (7) 3:39.50	
					400m (7) 4:11.86	
					450m (7) 4:43.93	
					500m (7) 5:16.27	
					550m (7) 5:48.69	
					600m (7) 6:21.41	
					650m (7) 6:53.90	
					700m (7) 7:26.42	
					750m (7) 7:58.31	
					800m (7) 8:29.79	
						31.48
8	8	PATTEN Cassandra	GBR	0.84	8:32.35	18.25
		50m (8) 30.04			100m (8) 1:01.78	
					150m (8) 1:33.52	
					200m (8) 2:05.27	
					250m (8) 2:37.05	
					300m (8) 3:09.17	
					350m (8) 3:41.28	
					400m (8) 4:13.76	
					450m (8) 4:45.71	
					500m (8) 5:17.99	
					550m (8) 5:50.31	
					600m (8) 6:22.75	
					650m (8) 6:55.27	
					700m (8) 7:27.82	
					750m (8) 8:00.67	
					800m (8) 8:32.35	
						31.68

Legend:

R.T. Reaction time

WR World record



RESULTS SUMMARY

比赛成绩综合 / Résumé des résultats

	Record	Splits			Name	NOC Code	Location	Date	
WR	8:16.22	1:00.20	2:02.53	3:05.12	4:07.92	EVANS Janet	USA	Tokyo (JPN)	20 AUG 1989
OR	8:19.67	1:00.50	2:02.87	3:05.37	4:07.83	BENNETT Brooke	USA	Sydney (AUS)	22 SEP 2000
		5:10.27	6:12.82	7:15.44					
		5:10.54	6:13.32	7:16.84					

Event No. 26

Rank	Heat	Lane	Name	Year of Birth	NOC Code	R.T.	Time	Time Behind
1	4	4	ADLINGTON Rebecca	1989	GBR	0.83	8:18.06	Q OR
	50m 29.12	100m 1:00.08	150m 1:31.25	200m 2:02.37	250m 2:33.62	300m 3:04.84	350m 3:36.27	400m 4:07.64
		30.96	31.17	31.12	31.25	31.22	31.43	31.37
	450m 4:38.91	500m 5:10.14	550m 5:41.45	600m 6:12.96	650m 6:44.34	700m 7:16.01	750m 7:47.45	30.61
	31.27	31.23	31.31	31.51	31.38	31.67	31.44	
2	3	5	POTEC Camelia Alina	1982	ROU	0.90	8:19.70	1.64 Q
	50m 28.84	100m 59.50	150m 1:30.61	200m 2:01.63	250m 2:32.83	300m 3:04.23	350m 3:35.53	400m 4:06.95
		30.66	31.11	31.02	31.20	31.40	31.30	31.42
	450m 4:38.40	500m 5:09.86	550m 5:41.42	600m 6:13.12	650m 6:44.81	700m 7:16.71	750m 7:48.61	31.09
	31.45	31.46	31.56	31.70	31.69	31.90	31.90	
3	4	2	FRIIS Lotte	1988	DEN	0.81	8:21.74	3.68 Q
	50m 29.40	100m 1:00.66	150m 1:32.07	200m 2:03.56	250m 2:34.96	300m 3:06.63	350m 3:38.26	400m 4:09.96
		31.26	31.41	31.49	31.40	31.67	31.63	31.70
	450m 4:41.54	500m 5:13.15	550m 5:44.79	600m 6:16.49	650m 6:48.14	700m 7:20.02	750m 7:51.67	30.07
	31.58	31.61	31.64	31.70	31.65	31.88	31.65	
4	5	5	FILIPPI Alessia	1987	ITA	0.90	8:21.95	3.89 Q
	50m 29.25	100m 1:00.46	150m 1:32.18	200m 2:04.01	250m 2:35.74	300m 3:07.62	350m 3:39.44	400m 4:11.08
		31.21	31.72	31.83	31.73	31.88	31.82	31.64
	450m 4:42.53	500m 5:14.07	550m 5:45.54	600m 6:16.80	650m 6:47.97	700m 7:19.43	750m 7:50.68	31.27
	31.45	31.54	31.47	31.26	31.17	31.46	31.25	
5	4	3	PALMER Kylie	1990	AUS	0.80	8:22.81	4.75 Q OC
	50m 29.12	100m 1:00.31	150m 1:31.79	200m 2:03.43	250m 2:34.89	300m 3:06.65	350m 3:38.33	400m 4:10.13
		31.19	31.48	31.64	31.46	31.76	31.68	31.80
	450m 4:41.50	500m 5:13.05	550m 5:44.71	600m 6:16.11	650m 6:47.63	700m 7:19.50	750m 7:51.32	31.49
	31.37	31.55	31.66	31.40	31.52	31.87	31.82	
6	5	1	SOKOLOVA Elena	1991	RUS	0.84	8:23.07	5.01 Q
	50m 28.98	100m 59.35	150m 1:30.59	200m 2:02.03	250m 2:33.83	300m 3:05.29	350m 3:37.54	400m 4:09.36
		30.37	31.24	31.44	31.80	31.46	32.25	31.82
	450m 4:41.47	500m 5:13.34	550m 5:45.25	600m 6:16.97	650m 6:49.11	700m 7:20.81	750m 7:52.92	30.15
	32.11	31.87	31.91	31.72	32.14	31.70	32.11	
7	3	6	LI Xuanxu	1994	CHN	0.82	8:24.37	6.31 Q
	50m 29.55	100m 1:00.51	150m 1:31.94	200m 2:03.36	250m 2:34.81	300m 3:06.30	350m 3:37.98	400m 4:09.75
		30.96	31.43	31.42	31.45	31.49	31.68	31.77
	450m 4:41.60	500m 5:13.52	550m 5:45.28	600m 6:17.33	650m 6:49.30	700m 7:21.58	750m 7:53.46	30.91
	31.85	31.92	31.76	32.05	31.97	32.28	31.88	
8	5	7	PATTEN Cassandra	1987	GBR	0.83	8:25.91	7.85 Q
	50m 29.87	100m 1:01.24	150m 1:32.93	200m 2:04.81	250m 2:36.79	300m 3:08.39	350m 3:40.33	400m 4:12.16
		31.37	31.69	31.88	31.98	31.60	31.94	31.83
	450m 4:43.75	500m 5:15.71	550m 5:47.58	600m 6:19.71	650m 6:51.90	700m 7:23.77	750m 7:55.71	30.20
	31.59	31.96	31.87	32.13	32.19	31.87	31.94	
9	4	1	TROTT Wendy	1990	RSA	0.82	8:26.21	8.15 AF
	50m 28.65	100m 59.85	150m 1:31.58	200m 2:03.31	250m 2:35.27	300m 3:07.10	350m 3:38.98	400m 4:10.73
		31.20	31.73	31.73	31.96	31.83	31.88	31.75
	450m 4:42.60	500m 5:14.21	550m 5:46.27	600m 6:18.11	650m 6:50.40	700m 7:22.61	750m 7:54.88	31.33
	31.87	31.61	32.06	31.84	32.29	32.21	32.27	
10	5	4	ZIEGLER Kate	1988	USA	0.75	8:26.98	8.92
	50m 28.52	100m 59.16	150m 1:30.43	200m 2:01.84	250m 2:33.55	300m 3:05.40	350m 3:37.54	400m 4:09.73
		30.64	31.27	31.41	31.71	31.85	32.14	32.19
	450m 4:42.10	500m 5:14.46	550m 5:46.46	600m 6:19.17	650m 6:51.89	700m 7:24.77	750m 7:57.40	29.58
	32.37	32.36	32.00	32.71	32.72	32.88	32.63	
11	3	4	HOFF Katie	1989	USA	0.79	8:27.78	9.72
	50m 28.80	100m 59.73	150m 1:31.17	200m 2:02.67	250m 2:33.86	300m 3:05.31	350m 3:36.86	400m 4:08.40
		30.93	31.44	31.50	31.19	31.45	31.55	31.54
	450m 4:40.15	500m 5:12.07	550m 5:43.84	600m 6:15.79	650m 6:48.26	700m 7:21.02	750m 7:55.41	32.37
	31.75	31.92	31.77	31.95	32.47	32.76	34.39	
12	5	6	BALMY Coralie	1985	FRA	0.85	8:28.34	10.28
	50m 29.08	100m 1:00.54	150m 1:32.34	200m 2:04.18	250m 2:36.12	300m 3:07.95	350m 3:39.96	400m 4:12.14
		31.46	31.80	31.84	31.94	31.83	32.01	32.18
	450m 4:44.31	500m 5:16.77	550m 5:48.97	600m 6:21.29	650m 6:53.45	700m 7:25.68	750m 7:57.54	30.80
	32.17	32.46	32.20	32.32	32.16	32.23	31.86	



Event No. 26

Rank	Heat	Lane	Name	Year of Birth	NOC Code	R.T.	Time	Time Behind
13	3	3	RIGAMONTI Flavia	1981	SUI	0.88	8:28.67	10.61
	50m 29.57	100m 1:01.20	150m 1:32.82	200m 2:04.76	250m 2:36.43	300m 3:08.49	350m 3:40.26	400m 4:12.40
		31.63	31.62	31.94	31.67	32.06	31.77	32.14
	450m 4:44.22	500m 5:16.38	550m 5:48.36	600m 6:20.71	650m 6:52.85	700m 7:25.35	750m 7:57.48	31.19
	31.82	32.16	31.98	32.35	32.14	32.50	32.13	
14	3	8	PINTO PEREZ Andreina del Valle	1981	VEN	0.75	8:30.30	12.24
	50m 29.53	100m 1:00.60	150m 1:32.22	200m 2:03.82	250m 2:35.98	300m 3:08.20	350m 3:40.33	400m 4:12.58
		31.07	31.62	31.60	32.16	32.22	32.13	32.25
	450m 4:44.94	500m 5:17.51	550m 5:50.19	600m 6:22.59	650m 6:55.03	700m 7:27.47	750m 7:59.11	31.19
	32.36	32.57	32.68	32.40	32.44	32.44	31.64	
15	4	7	YOU Meihong	1993	CHN	0.85	8:31.11	13.05
	50m 29.75	100m 1:01.52	150m 1:33.17	200m 2:05.34	250m 2:37.27	300m 3:09.49	350m 3:41.53	400m 4:13.68
		31.77	31.65	32.17	31.93	32.22	32.04	32.15
	450m 4:45.92	500m 5:18.33	550m 5:50.34	600m 6:22.81	650m 6:55.27	700m 7:27.75	750m 7:59.97	31.14
	32.24	32.41	32.01	32.47	32.46	32.48	32.22	
16	5	3	VILLAECIJA Erika	1984	ESP	0.84	8:32.27	14.21
	50m 29.52	100m 1:00.77	150m 1:32.60	200m 2:04.68	250m 2:36.86	300m 3:09.09	350m 3:41.48	400m 4:13.83
		31.25	31.83	32.08	32.18	32.23	32.39	32.35
	450m 4:46.28	500m 5:18.67	550m 5:51.27	600m 6:23.90	650m 6:56.39	700m 7:29.05	750m 8:01.15	31.12
	32.45	32.39	32.60	32.63	32.49	32.66	32.10	
17	5	8	GORMAN Melissa	1985	AUS	0.82	8:32.34	14.28
	50m 29.87	100m 1:01.53	150m 1:33.46	200m 2:05.65	250m 2:37.81	300m 3:09.91	350m 3:42.13	400m 4:14.44
		31.66	31.93	32.19	32.16	32.10	32.22	32.31
	450m 4:46.79	500m 5:19.19	550m 5:51.65	600m 6:24.25	650m 6:56.92	700m 7:29.35	750m 8:01.53	30.81
	32.35	32.40	32.46	32.60	32.67	32.43	32.18	
18	2	4	ESCOBAR Susana	1987	MEX	0.78	8:33.51	15.45
	50m 30.36	100m 1:02.68	150m 1:34.99	200m 2:07.27	250m 2:39.51	300m 3:11.89	350m 3:44.17	400m 4:16.72
		32.32	32.31	32.28	32.24	32.24	32.28	32.55
	450m 4:49.04	500m 5:21.48	550m 5:53.83	600m 6:26.35	650m 6:58.44	700m 7:30.43	750m 8:02.24	31.27
	32.32	32.44	32.35	32.52	32.09	31.99	31.81	
19	5	2	HUBER Sophie	1985	FRA	0.92	8:33.76	15.70
	50m 29.45	100m 1:00.85	150m 1:32.79	200m 2:04.88	250m 2:37.06	300m 3:09.44	350m 3:41.82	400m 4:14.24
		31.40	31.94	32.09	32.18	32.38	32.38	32.42
	450m 4:46.76	500m 5:19.24	550m 5:51.81	600m 6:24.45	650m 6:57.06	700m 7:29.84	750m 8:02.27	31.49
	32.52	32.48	32.57	32.64	32.61	32.78	32.43	
20	2	5	KOBRICH Kristel	1985	CHI	0.87	8:34.25	16.19
	50m 30.65	100m 1:02.69	150m 1:34.78	200m 2:07.00	250m 2:39.28	300m 3:11.70	350m 3:44.21	400m 4:16.72
		32.04	32.09	32.22	32.28	32.42	32.51	32.51
	450m 4:49.15	500m 5:21.64	550m 5:54.02	600m 6:26.52	650m 6:58.91	700m 7:30.93	750m 8:03.10	31.15
	32.43	32.49	32.38	32.50	32.39	32.02	32.17	
21	3	1	FUJINO Maiko	1983	JPN	0.83	8:35.60	17.54
	50m 30.41	100m 1:02.73	150m 1:35.17	200m 2:07.57	250m 2:40.10	300m 3:12.52	350m 3:44.95	400m 4:17.37
		32.32	32.44	32.40	32.53	32.42	32.43	32.42
	450m 4:49.85	500m 5:22.19	550m 5:54.93	600m 6:27.38	650m 6:59.94	700m 7:31.99	750m 8:04.34	31.26
	32.48	32.34	32.74	32.45	32.56	32.05	32.35	
22	2	1	STEINEGGER Joerdis	1983	AUT	0.90	8:36.40	18.34
	50m 29.99	100m 1:02.05	150m 1:34.10	200m 2:06.39	250m 2:38.69	300m 3:11.37	350m 3:44.39	400m 4:17.12
		32.06	32.05	32.29	32.30	32.68	33.02	32.73
	450m 4:49.67	500m 5:22.14	550m 5:54.67	600m 6:27.37	650m 7:00.08	700m 7:32.57	750m 8:05.05	31.35
	32.55	32.47	32.53	32.70	32.71	32.49	32.48	
23	3	7	HUNKS Tanya	1980	CAN	0.82	8:38.05	19.99
	50m 30.42	100m 1:02.19	150m 1:34.53	200m 2:06.70	250m 2:39.35	300m 3:11.65	350m 3:44.11	400m 4:16.83
		31.77	32.34	32.17	32.65	32.30	32.46	32.72
	450m 4:49.38	500m 5:22.11	550m 5:54.72	600m 6:27.53	650m 7:00.40	700m 7:33.37	750m 8:06.23	31.82
	32.55	32.73	32.61	32.81	32.87	32.97	32.86	
24	2	3	FAGUNDEZ Gabriella	1985	SWE	0.94	8:39.06	21.00
	50m 30.28	100m 1:03.01	150m 1:35.89	200m 2:08.60	250m 2:41.38	300m 3:14.24	350m 3:47.21	400m 4:20.38
		32.73	32.88	32.71	32.78	32.86	32.97	33.17
	450m 4:52.80	500m 5:25.46	550m 5:58.15	600m 6:31.12	650m 7:03.72	700m 7:36.69	750m 8:08.29	30.77
	32.42	32.66	32.69	32.97	32.60	32.97	31.60	
25	4	6	EHMCKE Jaana	1987	GER	0.88	8:39.51	21.45
	50m 29.93	100m 1:01.73	150m 1:33.81	200m 2:06.20	250m 2:38.30	300m 3:10.78	350m 3:43.30	400m 4:16.29
		31.80	32.08	32.39	32.10	32.48	32.52	32.99
	450m 4:49.04	500m 5:22.21	550m 5:55.21	600m 6:28.24	650m 7:01.56	700m 7:34.66	750m 8:07.70	31.81
	32.75	33.17	33.00	33.03	33.32	33.10	33.04	
26	2	6	NAGY Reka	1986	HUN	0.91	8:40.38	22.32
	50m 31.03	100m 1:03.58	150m 1:36.12	200m 2:08.43	250m 2:40.88	300m 3:13.32	350m 3:45.84	400m 4:18.57
		32.55	32.54	32.31	32.45	32.44	32.52	32.73
	450m 4:51.11	500m 5:23.65	550m 5:56.47	600m 6:29.15	650m 7:02.19	700m 7:35.32	750m 8:08.80	31.58
	32.54	32.54	32.82	32.68	33.04	33.13	33.48	



Event No. 26

Rank	Heat	Lane	Name	Year of Birth	NOC Code	R.T.	Time	Time Behind
27	4	5	SHIBATA Ai	1982	JPN	0.90	8:41.63	23.57
	50m 29.68	100m 1:01.26	150m 1:33.73	200m 2:06.55	250m 2:39.52	300m 3:12.59	350m 3:45.74	400m 4:18.98
		31.58	32.47	32.82	32.97	33.07	33.15	33.24
	450m 4:52.10	500m 5:25.35	550m 5:58.30	600m 6:31.33	650m 7:04.47	700m 7:37.57	750m 8:10.21	
	33.12	33.25	32.95	33.03	33.14	33.10	32.64	31.42
28	4	8	EFTATHIOU Eleftheria Evgenia	1989	GRE	0.77	8:41.65	23.59
	50m 30.15	100m 1:01.96	150m 1:33.77	200m 2:06.07	250m 2:38.85	300m 3:11.47	350m 3:44.60	400m 4:17.63
		31.81	31.81	32.30	32.78	32.62	33.13	33.03
	450m 4:50.92	500m 5:24.27	550m 5:57.58	600m 6:30.67	650m 7:04.03	700m 7:37.02	750m 8:10.18	
	33.29	33.35	33.31	33.09	33.36	32.99	33.16	31.47
29	1	4	AU Hoi Shun Stephanie	1992	HKG	0.78	8:41.66	23.60
	50m 29.94	100m 1:02.45	150m 1:35.05	200m 2:07.84	250m 2:40.15	300m 3:13.04	350m 3:46.18	400m 4:19.20
		32.51	32.60	32.79	32.31	32.89	33.14	33.02
	450m 4:52.43	500m 5:25.85	550m 5:59.27	600m 6:32.70	650m 7:05.75	700m 7:38.63	750m 8:10.96	
	33.23	33.42	33.42	33.43	33.05	32.88	32.33	30.70
30	2	8	LIM Lynette	1992	SIN	0.63	8:45.56	27.50
	50m 31.30	100m 1:04.24	150m 1:37.28	200m 2:10.05	250m 2:43.18	300m 3:16.07	350m 3:49.09	400m 4:22.01
		32.94	33.04	32.77	33.13	32.89	33.02	32.92
	450m 4:54.43	500m 5:27.17	550m 6:00.31	600m 6:33.37	650m 7:06.73	700m 7:40.08	750m 8:13.51	
	32.42	32.74	33.14	33.06	33.36	33.35	33.43	32.05
31	2	2	BIAGIOLI Cecilia Elizabeth	1985	ARG	0.86	8:50.18	32.12
	50m 30.75	100m 1:03.83	150m 1:36.66	200m 2:09.59	250m 2:42.48	300m 3:15.93	350m 3:49.14	400m 4:22.43
		33.08	32.83	32.93	32.89	33.45	33.21	33.29
	450m 4:55.72	500m 5:29.05	550m 6:02.72	600m 6:36.24	650m 7:09.93	700m 7:43.47	750m 8:17.01	
	33.29	33.33	33.67	33.52	33.69	33.54	33.54	33.17
32	1	5	MARCUS Golda	1983	ESA	0.75	8:51.21	33.15
	50m 30.79	100m 1:03.72	150m 1:36.67	200m 2:09.88	250m 2:43.09	300m 3:16.34	350m 3:49.87	400m 4:23.30
		32.93	32.95	33.21	33.21	33.25	33.53	33.43
	450m 4:56.95	500m 5:30.60	550m 6:04.32	600m 6:38.19	650m 7:12.03	700m 7:45.69	750m 8:18.92	
	33.65	33.65	33.72	33.87	33.84	33.66	33.23	32.29
33	1	3	LEHTONEN Eva	1991	FIN	0.68	8:53.50	35.44
	50m 30.29	100m 1:03.02	150m 1:36.13	200m 2:09.01	250m 2:42.51	300m 3:15.92	350m 3:49.69	400m 4:23.08
		32.73	33.11	32.88	33.50	33.41	33.77	33.39
	450m 4:56.76	500m 5:30.39	550m 6:04.22	600m 6:38.04	650m 7:12.31	700m 7:46.58	750m 8:20.61	
	33.68	33.63	33.83	33.82	34.27	34.27	34.03	32.89
34	2	7	KHOO Cai Lin	1988	MAS	0.71	9:04.86	46.80
	50m 31.07	100m 1:04.73	150m 1:38.53	200m 2:12.13	250m 2:46.67	300m 3:20.64	350m 3:54.50	400m 4:28.81
		33.66	33.80	33.60	34.54	33.97	33.86	34.31
	450m 5:03.03	500m 5:37.71	550m 6:12.38	600m 6:46.83	650m 7:22.22	700m 7:56.67	750m 8:31.01	
	34.22	34.68	34.67	34.45	35.39	34.45	34.34	33.85
35	1	6	SZCZEPANIAK Karolina Paulina	1992	POL	0.71	9:08.87	50.81
	50m 29.47	100m 1:01.88	150m 1:35.33	200m 2:09.84	250m 2:44.04	300m 3:19.00	350m 3:53.95	400m 4:29.21
		32.41	33.45	34.51	34.20	34.96	34.95	35.26
	450m 5:03.95	500m 5:39.28	550m 6:14.30	600m 6:49.58	650m 7:24.91	700m 8:00.28	750m 8:35.25	
	34.74	35.33	35.02	35.28	35.33	35.37	34.97	33.62
	3	2	PELLEGRINI Federica	1988	ITA		DNS	

Legend:

AF African record DNS Did not start OC Oceanian record OR Olympic record
Q Qualified for the next phase R.T. Reaction time



RESULTS

比赛成绩 / Résultats

	Record	Split	Name	NOC Code	Location	Date
WR	58.77	28.86	COVENTRY Kirsty	ZIM	Beijing (CHN)	11 AUG 2008
OR	58.77	28.86	COVENTRY Kirsty	ZIM	Beijing (CHN)	11 AUG 2008

Event No. 7

Rank	Lane	Name	NOC Code	R.T.	50m	Time	Time Behind
1	5	COUGHLIN Natalie	USA	0.61	(1) 28.52	58.96 30.44	AM
2	4	COVENTRY Kirsty	ZIM	0.68	(2) 28.92	59.19 30.27	0.23
3	7	HOELZER Margaret	USA	0.69	(5) 29.02	59.34 30.32	0.38
4	2	SPOFFORTH Gemma	GBR	0.58	(7) 29.15	59.38 30.23	0.42 ER
5	6	ZUEVA Anastasia	RUS	0.77	(4) 29.01	59.40 30.39	0.44
6	3	NAKAMURA Reiko	JPN	0.64	(3) 28.97	59.72 30.75	0.76
7	8	MANAUDOU Laure	FRA	0.74	(6) 29.10	1:00.10 31.00	1.14
8	1	ITO Hanae	JPN	0.53	(8) 29.22	1:00.18 30.96	1.22

Legend:

AM Americas record

ER European record

R.T. Reaction time



RESULTS SUMMARY

比赛成绩综合 / Résumé des résultats

	Record	Split	Name	NOC Code	Location	Date
WR	58.97	28.45	COUGHLIN Natalie	USA	Omaha, NE (USA)	1 JUL 2008
OR	59.00	28.99	COVENTRY Kirsty	ZIM	Beijing (CHN)	10 AUG 2008

Event No. 7

Rank	Heat	Lane	Name	Year of Birth	NOC Code	R.T.	50m	Time	Time Behind	
1	2	4	COVENTRY Kirsty	1983	ZIM	0.63	28.86	58.77 29.91		Q WR
2	1	5	COUGHLIN Natalie	1982	USA	0.58	28.87	59.43 30.56	0.66	Q
3	1	4	NAKAMURA Reiko	1982	JPN	0.63	29.06	59.64 30.58	0.87	Q
4	2	5	ZUEVA Anastasia	1990	RUS	0.70	29.42	59.77 30.35	1.00	Q
5	1	3	SPOFFORTH Gemma	1987	GBR	0.56	28.92	59.79 30.87	1.02	Q
6	2	6	HOELZER Margaret	1983	USA	0.72	29.40	59.84 30.44	1.07	Q
7	1	6	ITO Hanae	1985	JPN	0.58	29.51	1:00.13 30.62	1.36	Q
8	2	3	MANAUDOU Laure	1986	FRA	0.68	28.96	1:00.19 31.23	1.42	Q
9	2	2	SEEBOHM Emily	1992	AUS	0.27	29.06	1:00.31 31.25	1.54	
10	1	7	SIMMONDS Elizabeth	1991	GBR	0.63	29.77	1:00.39 30.62	1.62	
11	2	1	ZHIVANEVSKAYA Nina Alexandrovna	1977	ESP	0.63	29.51	1:00.50 30.99	1.73	
12	1	2	WILKINSON Julia	1987	CAN	0.70	29.80	1:00.60 30.80	1.83	
13	1	1	EDINGTON Sophie	1984	AUS	0.67	29.43	1:01.05 31.62	2.28	
14	1	8	MOSKVINA Kseniya	1989	RUS	0.73	29.74	1:01.06 31.32	2.29	
15	2	7	BUSCHSCHULTE Antje	1978	GER	0.59	29.88	1:01.15 31.27	2.38	
16	2	8	COSTER Elizabeth	1982	NZL	0.59	29.94	1:01.45 31.51	2.68	

Legend:

Q Qualified for the next phase R.T. Reaction time WR World record



RESULTS SUMMARY

比赛成绩综合 / Résumé des résultats

	Record	Split	Name	NOC Code	Location	Date
WR	58.97	28.45	COUGHLIN Natalie	USA	Omaha, NE (USA)	1 JUL 2008
OR	59.68	29.07	COUGHLIN Natalie	USA	Athens (GRE)	21 AUG 2004

Event No. 7

Rank	Heat	Lane	Name	Year of Birth	NOC Code	R.T.	50m	Time	Time Behind	
1	7	5	COVENTRY Kirsty	1983	ZIM	0.68	28.99	59.00 30.01		Q OR
2	6	6	NAKAMURA Reiko	1982	JPN	0.62	28.92	59.36 30.44	0.36	Q AS
3	5	4	ZUEVA Anastasia	1990	RUS	0.70	29.32	59.61 30.29	0.61	Q
4	7	4	COUGHLIN Natalie	1982	USA	0.60	28.97	59.69 30.72	0.69	Q
5	6	5	MANAUDOU Laure	1986	FRA	0.77	29.35	1:00.09 30.74	1.09	Q
6	7	6	SPOFFORTH Gemma	1987	GBR	0.59	29.40	1:00.11 30.71	1.11	Q
7	6	4	HOELZER Margaret	1983	USA	0.62	29.47	1:00.13 30.66	1.13	Q
8	6	3	ITO Hanae	1985	JPN	0.62	29.55	1:00.16 30.61	1.16	Q
9	5	5	SEEBOHM Emily	1992	AUS	0.58	29.36	1:00.27 30.91	1.27	Q
10	4	3	WILKINSON Julia	1987	CAN	0.74	29.84	1:00.38 30.54	1.38	Q
11	5	8	BUSCHSCHULTE Antje	1978	GER	0.61	29.44	1:00.48 31.04	1.48	Q
12	5	2	SIMMONDS Elizabeth	1991	GBR	0.69	29.71	1:00.53 30.82	1.53	Q
13	5	6	ZHIVANEVSKAYA Nina Alexandrovna	1977	ESP	0.58	29.51	1:00.54 31.03	1.54	Q
14	5	3	EDINGTON Sophie	1984	AUS	0.64	29.16	1:00.65 31.49	1.65	Q
15	7	1	COSTER Elizabeth	1982	NZL	0.58	29.78	1:00.66 30.88	1.66	Q
16	6	1	MOSKVINA Kseniya	1989	RUS	0.74	29.46	1:00.70 31.24	1.70	Q
17	5	1	XU Tianlongzi	1991	CHN	0.53	29.52	1:00.82 31.30	1.82	
18	7	7	MOLINA Fabiola	1975	BRA	0.60	29.52	1:01.00 31.48	2.00	
19	3	3	COLORADO Carolina	1987	COL	0.60	30.39	1:01.19 30.80	2.19	
20	4	4	INGRAM Melissa	1985	NZL	0.66	30.26	1:01.24 30.98	2.24	
21	5	7	ZUBKOVA Kateryna	1988	UKR	0.65	30.03	1:01.25 31.22	2.25	
22	6	2	JOVANOVIC Sanja	1986	CRO	0.65	29.41	1:01.30 31.89	2.30	
23	7	2	CASTEL Alexianne	1990	FRA	0.73	29.77	1:01.44 31.67	2.44	
24	7	8	SZEPESI Nikolett	1987	HUN	0.65	29.97	1:01.77 31.80	2.77	
25	3	2	GOSTOMELSKY Anna	1981	ISR	0.60	30.25	1:01.87 31.62	2.87	
26	4	6	ARMELLINI Romina	1984	ITA	0.62	30.59	1:02.21 31.62	3.21	
26	4	8	CARMAN Anja	1985	SLO	0.72	30.60	1:02.21 31.61	3.21	



Event No. 7

Rank	Heat	Lane	Name	Year of Birth	NOC Code	R.T.	50m	Time	Time Behind
28	4	5	PERIS Mercedes	1985	ESP	0.66	30.40	1:02.30 31.90	3.30
29	3	1	SJOSTROM Sarah	1993	SWE	0.75	30.26	1:02.38 32.12	3.38
30	4	2	SEPPALA Hanna-Maria	1984	FIN	0.64	30.21	1:02.39 32.18	3.39
31	4	1	COONEY Aisling Margaret	1990	IRL	0.68	30.00	1:02.50 32.50	3.50
32	3	7	DILLETTE Alana	1987	BAH	0.50	30.48	1:02.56 32.08	3.56
33	1	4	AITKEN Kiera	1983	BER	0.73	30.07	1:02.62 32.55	3.62
34	3	4	TSAI Hiu Wai Sherry	1983	HKG	0.57	29.99	1:02.68 32.69	3.68
35	3	5	GONZALEZ Fernanda	1990	MEX	0.67	30.43	1:02.76 32.33	3.76
36	2	4	MAZUREK Zuzanna	1991	POL	0.69	30.65	1:02.77 32.12	3.77
37	6	7	AMSHENNIKOVA Iryna	1986	UKR	0.59	29.92	1:02.85 32.93	3.85
38	2	5	MORALES Gisela	1987	GUA	0.73	30.82	1:02.92 32.10	3.92
39	3	6	KLOSOVA Petra	1986	CZE	0.73	30.86	1:03.36 32.50	4.36
40	2	3	STRAZMESTER Marica	1981	SRB	0.67	30.78	1:03.56 32.78	4.56
41	3	8	BATEMAN Sarah Blake	1990	ISL	0.62	30.36	1:03.82 33.46	4.82
42	6	8	ZENNER Christin	1991	GER	0.69	30.72	1:03.87 33.15	4.87
43	2	7	VOLCAN SMITH Erin Nicole	1984	VEN	0.66	31.27	1:03.90 32.63	4.90
44	2	6	KIM Yuyon	1991	KOR	0.69	31.32	1:04.63 33.31	5.63
45	2	2	RUDENKO Yekaterina	1994	KAZ	0.75	31.10	1:04.85 33.75	5.85
46	1	5	BAEZ Maria Virginia	1991	PAR	0.63	31.97	1:05.39 33.42	6.39
47	1	3	BODDEN BACA Christie Marie	1990	PAN	0.60	32.06	1:07.18 35.12	8.18
		4	KHOKHLOVA Svetlana	1984	BLR			DNS	
		7	ZHAO Jing	1990	CHN			DSQ	

Legend:

AS Asian record

DNS Did not start

DSQ Disqualified

OR Olympic record

Q Qualified for the next phase

R.T. Reaction time



RESULTS

比赛成绩 / Résultats

	Record	Splits	Name	NOC Code	Location	Date
WR	2:06.09	30.57	1:02.17	1:34.02	HOELZER Margaret	USA Omaha, NE (USA) 5 JUL 2008
OR	2:06.76	30.17	1:02.11	1:34.65	COVENTRY Kirsty	ZIM Beijing (CHN) 14 AUG 2008

Event No. 28

Rank	Lane	Name	NOC Code	R.T.	50m	100m	150m	Time	Time Behind
1	4	COVENTRY Kirsty	ZIM	0.69	(1) 29.62	(1) 1:00.83 31.21	(1) 1:32.69 31.86	2:05.24 32.55	WR
2	2	HOELZER Margaret	USA	0.68	(2) 29.83	(2) 1:01.69 31.86	(2) 1:33.85 32.16	2:06.23 32.38	0.99
3	6	NAKAMURA Reiko	JPN	0.63	(4) 30.14	(4) 1:02.11 31.97	(3) 1:34.28 32.17	2:07.13 32.85	1.89 AS
4	8	ZUEVA Anastasia	RUS	0.72	(6) 30.63	(5) 1:02.47 31.84	(5) 1:35.10 32.63	2:07.88 32.78	2.64
5	5	BEISEL Elizabeth	USA	0.58	(8) 31.16	(7) 1:03.48 32.32	(6) 1:35.86 32.38	2:08.23 32.37	2.99
6	1	SIMMONDS Elizabeth	GBR	0.65	(3) 30.06	(3) 1:02.02 31.96	(4) 1:34.86 32.84	2:08.51 33.65	3.27
7	3	NAY Meagen	AUS	0.67	(5) 30.62	(6) 1:03.05 32.43	(7) 1:36.08 33.03	2:08.84 32.76	3.60
8	7	HOCKING Belinda	AUS	0.63	(7) 30.80	(8) 1:03.57 32.77	(8) 1:36.75 33.18	2:10.12 33.37	4.88

Legend:

AS Asian record

R.T. Reaction time

WR World record



RESULTS SUMMARY

比赛成绩综合 / Résumé des résultats

	Record	Splits			Name	NOC Code	Location	Date
WR	2:06.09	30.57	1:02.17	1:34.02	HOELZER Margaret	USA	Omaha, NE (USA)	5 JUL 2008
OR	2:06.76	30.17	1:02.11	1:34.65	COVENTRY Kirsty	ZIM	Beijing (CHN)	14 AUG 2008

Event No. 28

Rank	Heat	Lane	Name	Year of Birth	NOC Code	R.T.	50m	100m	150m	Time	Time Behind
1	2	4	COVENTRY Kirsty	1983	ZIM	0.68	30.01	1:01.97 31.96	1:34.71 32.74	2:07.76 33.05	Q
2	1	3	BEISEL Elizabeth	1992	USA	0.59	30.83	1:02.93 32.10	1:35.38 32.45	2:07.90 32.52	0.14 Q
3	2	5	NAY Meagen	1988	AUS	0.67	30.59	1:03.05 32.46	1:35.76 32.71	2:08.09 32.33	0.33 Q OC
4	1	7	NAKAMURA Reiko	1982	JPN	0.66	29.98	1:02.08 32.10	1:34.87 32.79	2:08.21 33.34	0.45 Q
5	2	6	HOELZER Margaret	1983	USA	0.72	30.83	1:03.36 32.53	1:35.89 32.53	2:08.25 32.36	0.49 Q
6	2	7	HOCKING Belinda	1990	AUS	0.61	31.01	1:03.72 32.71	1:36.50 32.78	2:08.80 32.30	1.04 Q
7	1	4	SIMMONDS Elizabeth	1991	GBR	0.69	30.69	1:03.52 32.83	1:36.46 32.94	2:08.96 32.50	1.20 Q
8	2	3	ZUEVA Anastasia	1990	RUS	0.75	30.98	1:03.62 32.64	1:36.43 32.81	2:09.07 32.64	1.31 Q
9	1	8	SPOFFORTH Gemma	1987	GBR	0.56	30.38	1:03.13 32.75	1:37.01 33.88	2:09.19 32.18	1.43
10	1	5	ZHAO Jing	1990	CHN	0.59	31.05	1:04.59 33.54	1:38.10 33.51	2:09.59 31.49	1.83
11	1	6	INGRAM Melissa	1985	NZL	0.64	30.99	1:03.64 32.65	1:36.73 33.09	2:09.70 32.97	1.94
12	1	1	ITO Hanae	1985	JPN	0.62	30.04	1:01.78 31.74	1:35.03 33.25	2:09.86 34.83	2.10
13	2	2	CASTEL Alexianne	1990	FRA	0.75	30.85	1:03.46 32.61	1:36.69 33.23	2:10.04 33.35	2.28
14	2	1	KOMAROVA Stanislava	1986	RUS	0.79	31.50	1:04.21 32.71	1:37.16 32.95	2:10.50 33.34	2.74
15	1	2	MANAUDOU Laure	1986	FRA	0.71	30.61	1:03.17 32.56	1:37.24 34.07	2:12.04 34.80	4.28
16	2	8	CARMAN Anja	1985	SLO	0.72	31.38	1:04.51 33.13	1:38.61 34.10	2:12.46 33.85	4.70

Legend:

OC Oceanian record Q Qualified for the next phase R.T. Reaction time



RESULTS SUMMARY

比赛成绩综合 / Résumé des résultats

	Record	Splits			Name	NOC Code	Location	Date
WR	2:06.09	30.57	1:02.17	1:34.02	HOELZER Margaret	USA	Omaha, NE (USA)	5 JUL 2008
OR	2:07.06	30.43	1:02.39	1:35.10	EGERSZEGI Krisztina	HUN	Barcelona (ESP)	31 JUL 1992

Event No. 28

Rank	Heat	Lane	Name	Year of Birth	NOC Code	R.T.	50m	100m	150m	Time	Time Behind	
1	4	4	COVENTRY Kirsty	1983	ZIM	0.66	30.17	1:02.11 31.94	1:34.65 32.54	2:06.76 32.11		Q OR
2	5	6	SIMMONDS Elizabeth	1991	GBR	0.65	30.17	1:02.79 32.62	1:35.66 32.87	2:08.66 33.00	1.90	Q
3	4	3	NAY Meagen	1988	AUS	0.70	30.53	1:02.87 32.34	1:35.80 32.93	2:08.79 32.99	2.03	Q
4	3	5	ZHAO Jing	1990	CHN	0.58	30.83	1:03.82 32.99	1:37.23 33.41	2:08.97 31.74	2.21	Q
5	3	3	ZUEVA Anastasia	1990	RUS	0.75	31.05	1:03.84 32.79	1:36.75 32.91	2:09.01 32.26	2.25	Q
6	5	5	BEISEL Elizabeth	1992	USA	0.55	31.57	1:04.64 33.07	1:36.91 32.27	2:09.02 32.11	2.26	Q
7	5	4	HOELZER Margaret	1983	USA	0.65	31.59	1:04.52 32.93	1:36.93 32.41	2:09.12 32.19	2.36	Q
8	4	2	INGRAM Melissa	1985	NZL	0.66	30.94	1:03.36 32.42	1:36.35 32.99	2:09.34 32.99	2.58	Q
9	4	5	CASTEL Alexianne	1990	FRA	0.74	30.63	1:02.90 32.27	1:36.04 33.14	2:09.37 33.33	2.61	Q
10	3	4	MANAUDOU Laure	1986	FRA	0.72	30.92	1:03.63 32.71	1:37.03 33.40	2:09.39 32.36	2.63	Q
11	3	6	HOCKING Belinda	1990	AUS	0.69	30.91	1:03.56 32.65	1:36.72 33.16	2:09.54 32.82	2.78	Q
12	5	3	NAKAMURA Reiko	1982	JPN	0.63	30.82	1:03.97 33.15	1:37.08 33.11	2:09.77 32.69	3.01	Q
13	5	7	KOMAROVA Stanislava	1986	RUS	0.72	31.39	1:04.10 32.71	1:37.04 32.94	2:09.93 32.89	3.17	Q
14	4	6	ITO Hanae	1985	JPN	0.60	29.50	1:01.15 31.65	1:34.51 33.36	2:10.05 35.54	3.29	Q
15	3	1	CARMAN Anja	1985	SLO	0.65	31.34	1:04.31 32.97	1:37.65 33.34	2:10.49 32.84	3.73	Q
16	3	2	SPOFFORTH Gemma	1987	GBR	0.59	30.60	1:03.57 32.97	1:37.39 33.82	2:10.58 33.19	3.82	Q
17	3	7	VERRASZTO Evelin	1989	HUN	0.69	31.35	1:04.21 32.86	1:37.65 33.44	2:11.02 33.37	4.26	
18	5	2	SZEPESI Nikolett	1987	HUN	0.59	31.18	1:04.53 33.35	1:38.31 33.78	2:11.47 33.16	4.71	
19	4	8	CHEN Yanyan	1985	CHN	0.57	30.63	1:03.68 33.05	1:37.57 33.89	2:11.95 34.38	5.19	
20	2	7	NOCHER Melanie	1988	IRL	0.67	31.36	1:04.52 33.16	1:38.42 33.90	2:12.29 33.87	5.53	
21	2	6	MAZUREK Zuzanna	1991	POL	0.71	31.44	1:05.04 33.60	1:39.46 34.42	2:12.46 33.00	5.70	
22	4	7	CORFE Melissa	1986	RSA	0.62	31.15	1:04.23 33.08	1:38.56 34.33	2:12.64 34.08	5.88	
22	5	8	ZUBKOVA Kateryna	1988	UKR	0.69	30.96	1:03.91 32.95	1:38.14 34.23	2:12.64 34.50	5.88	
24	5	1	BERNARD Victoria Escarlata	1989	ESP	0.68	31.95	1:05.13 33.18	1:38.98 33.85	2:12.86 33.88	6.10	
25	2	4	MORANT Lydia	1990	ESP	0.70	31.66	1:05.34 33.68	1:39.56 34.22	2:13.87 34.31	7.11	
26	1	3	KANG Yeongseo	1994	KOR	0.69	32.12	1:06.17 34.05	1:40.38 34.21	2:14.52 34.14	7.76	
27	1	5	MORALES Gisela	1987	GUA	0.73	32.03	1:05.97 33.94	1:40.25 34.28	2:14.54 34.29	7.78	



National Aquatics Centre
国家游泳中心
Centre National de Natation

THU 星期四 JEU
14 AUG 2008
20:21

SWIMMING
游泳 / NATATION

WOMEN'S 200M BACKSTROKE

女子200米仰泳 / 200 M DOS - FEMMES

HEATS

预赛 / TOURS ÉLIMINATOIRES



Event No. 28

Rank	Heat	Lane	Name	Year of Birth	NOC Code	R.T.	50m	100m	150m	Time	Time Behind
28	2	8	GONZALEZ Fernanda	1990	MEX	0.65	31.11	1:05.06 33.95	1:39.76 34.70	2:14.64 34.88	7.88
29	2	1	BOUMI Stella	1988	GRE	0.72	31.85	1:05.26 33.41	1:39.90 34.64	2:14.73 34.83	7.97
30	3	8	SEEMANN Lindsay	1992	CAN	0.71	32.21	1:05.59 33.38	1:40.17 34.58	2:15.07 34.90	8.31
31	2	3	JOVANOVIC Sanja	1986	CRO	0.75	30.66	1:03.93 33.27	1:39.78 35.85	2:15.57 35.79	8.81
32	1	4	VOLCAN SMITH Erin Nicole	1984	VEN	0.67	32.35	1:05.82 33.47	1:40.47 34.65	2:15.58 35.11	8.82
33	4	1	AMSHENNIKOVA Iryna	1986	UKR	0.70	31.23	1:04.28 33.05	1:39.38 35.10	2:15.78 36.40	9.02
34	2	5	ZENNER Christin	1991	GER	0.67	31.75	1:06.10 34.35	1:42.91 36.81	2:20.28 37.37	13.52
	2	2	WILKINSON Julia	1987	CAN					DNS	

Legend:

DNS Did not start

OR Olympic record

Q Qualified for the next phase

R.T. Reaction time



RESULTS

比赛成绩 / Résultats

	Record	Split	Name	NOC Code	Location	Date
WR	1:05.09	30.83	JONES Leisel	AUS	Melbourne (AUS)	20 MAR 2006
OR	1:05.64	31.13	JONES Leisel	AUS	Beijing (CHN)	10 AUG 2008

Event No. 9

Rank	Lane	Name	NOC Code	R.T.	50m	Time	Time Behind
1	4	JONES Leisel	AUS	0.82	(1) 30.63	1:05.17 34.54	OR
2	5	SONI Rebecca	USA	0.73	(5) 31.56	1:06.73 35.17	1.56
3	3	JUKIC Mirna	AUT	0.81	(6) 31.96	1:07.34 35.38	2.17
4	2	EFIMOVA Yuliya	RUS	0.78	(3) 31.27	1:07.43 36.16	2.26
5	1	JENDRICK Megan	USA	0.67	(4) 31.49	1:07.62 36.13	2.45
6	6	WHITE Tarnee	AUS	0.77	(2) 31.24	1:07.63 36.39	2.46
7	7	SUN Ye	CHN	0.72	(7) 32.33	1:08.08 35.75	2.91
8	8	KITAGAWA Asami	JPN	0.74	(8) 32.38	1:08.43 36.05	3.26

Legend:

OR Olympic record

R.T. Reaction time



RESULTS SUMMARY

比赛成绩综合 / Résumé des résultats

	Record	Split	Name	NOC Code	Location	Date
WR	1:05.09	30.83	JONES Leisel	AUS	Melbourne (AUS)	20 MAR 2006
OR	1:05.64	31.13	JONES Leisel	AUS	Beijing (CHN)	10 AUG 2008

Event No. 9

Rank	Heat	Lane	Name	Year of Birth	NOC Code	R.T.	50m	Time	Time Behind
1	2	4	JONES Leisel	1985	AUS	0.83	31.13	1:05.80 34.67	Q
2	1	5	SONI Rebecca	1987	USA	0.70	31.95	1:07.07 35.12	1.27 Q
3	2	5	JUKIC Mirna	1986	AUT	0.75	31.89	1:07.27 35.38	1.47 Q
4	2	6	WHITE Tarnee	1981	AUS	0.75	31.03	1:07.48 36.45	1.68 Q
5	1	4	EFIMOVA Yuliya	1992	RUS	0.75	31.60	1:07.50 35.90	1.70 Q
6	1	3	SUN Ye	1989	CHN	0.73	32.20	1:07.72 35.52	1.92 Q
7	2	2	JENDRICK Megan	1984	USA	0.64	31.78	1:08.07 36.29	2.27 Q
8	2	8	KITAGAWA Asami	1987	JPN	0.78	32.07	1:08.23 36.16	2.43 Q
9	1	6	HOSTMAN Joline	1988	SWE	0.75	32.15	1:08.26 36.11	2.46
10	2	1	PIERSE Annamay	1983	CAN	0.78	32.24	1:08.27 36.03	2.47
11	2	7	HAYWOOD Kate	1987	GBR	0.85	31.80	1:08.36 36.56	2.56
12	1	7	CHEN Huijia	1990	CHN	0.76	32.27	1:08.60 36.33	2.80
13	1	2	TYLER Jillian	1988	CAN	0.79	32.73	1:09.00 36.27	3.20
13	1	8	MATTHYSEN Elise	1992	BEL	0.77	33.04	1:09.00 35.96	3.20
15	1	1	BALFOUR Kirsty	1984	GBR	0.78	32.77	1:09.23 36.46	3.43
16	2	3	van BILJON Suzaan	1988	RSA	0.73	32.64	1:09.56 36.92	3.76

Legend:

Q Qualified for the next phase R.T. Reaction time



RESULTS SUMMARY

比赛成绩综合 / Résumé des résultats

	Record	Split	Name	NOC Code	Location	Date
WR	1:05.09	30.83	JONES Leisel	AUS	Melbourne (AUS)	20 MAR 2006
OR	1:06.64	31.34	LUO Xuejuan	CHN	Athens (GRE)	16 AUG 2004

Event No. 9

Rank	Heat	Lane	Name	Year of Birth	NOC Code	R.T.	50m	Time	Time Behind	
1	7	4	JONES Leisel	1985	AUS	0.85	31.13	1:05.64 34.51		Q OR
2	7	3	EFIMOVA Yuliya	1992	RUS	0.80	31.30	1:06.08 34.78	0.44	Q ER
3	5	6	JUKIC Mirna	1986	AUT	0.73	31.88	1:07.06 35.18	1.42	Q
4	5	4	SONI Rebecca	1987	USA	0.74	31.96	1:07.44 35.48	1.80	Q
5	7	1	van BILJON Suzaan	1988	RSA	0.74	32.05	1:07.55 35.50	1.91	Q
6	6	1	SUN Ye	1989	CHN	0.72	32.16	1:07.81 35.65	2.17	Q
7	6	4	WHITE Tarnee	1981	AUS	0.75	31.18	1:07.83 36.65	2.19	Q
8	7	6	HOSTMAN Joline	1988	SWE	0.80	32.17	1:07.91 35.74	2.27	Q
9	7	5	JENDRICK Megan	1984	USA	0.72	31.96	1:08.07 36.11	2.43	Q
10	5	7	TYLER Jillian	1988	CAN	0.79	32.62	1:08.13 35.51	2.49	Q
11	6	3	HAYWOOD Kate	1987	GBR	0.93	31.45	1:08.18 36.73	2.54	Q
12	5	2	CHEN Huijia	1990	CHN	0.76	31.53	1:08.24 36.71	2.60	Q
13	5	3	PIERSE Annamay	1983	CAN	0.80	32.44	1:08.25 35.81	2.61	Q
14	6	2	BALFOUR Kirsty	1984	GBR	0.77	32.38	1:08.30 35.92	2.66	Q
15	5	1	KITAGAWA Asami	1987	JPN	0.81	32.24	1:08.36 36.12	2.72	Q
16	7	8	MATTHYSEN Elise	1992	BEL	0.81	32.56	1:08.37 35.81	2.73	Q
17	6	6	TANEDA Megumi	1986	JPN	0.83	32.66	1:08.45 35.79	2.81	
18	7	2	BOGOMAZOVA Elena	1982	RUS	0.76	32.07	1:08.63 36.56	2.99	
19	3	2	ELBEKRI Sara	1987	MAR	0.74	32.64	1:08.66 36.02	3.02	
20	6	5	POEWE Sarah	1983	GER	0.68	31.97	1:08.69 36.72	3.05	
21	6	7	WESTRIN Hanna	1991	SWE	0.83	32.30	1:08.80 36.50	3.16	
22	4	4	PANARA Roberta	1984	ITA	0.82	32.62	1:08.90 36.28	3.26	
23	4	5	JUNG Seulki	1988	KOR	0.87	33.00	1:09.26 36.26	3.62	
24	6	8	PIDLISNA Yuliya	1987	UKR	0.77	32.84	1:09.72 36.88	4.08	
25	5	5	KHLISTUNOVA Anna	1988	UKR	0.86	33.27	1:09.95 36.68	4.31	
26	4	2	GOMES Diana	1989	POR	0.77	32.84	1:10.02 37.18	4.38	
27	4	3	KAPISHINA Inna	1984	BLR	0.73	32.48	1:10.15 37.67	4.51	



Event No. 9

Rank	Heat	Lane	Name	Year of Birth	NOC Code	R.T.	50m	Time	Time Behind
28	4	1	GUNAYDIN Dilara Buse	1989	TUR	0.75	33.21	1:10.45 37.24	4.81
29	5	8	de RONCHI Sophie	1985	FRA	0.76	32.68	1:10.46 37.78	4.82
30	4	6	EXARCHOU Angeliki	1985	GRE	0.78	33.44	1:10.47 37.03	4.83
31	3	6	MARMOLEJO Adriana	1982	MEX	0.69	33.72	1:10.73 37.01	5.09
32	4	7	TEO Nicolette	1986	SIN	0.77	33.26	1:10.75 37.49	5.11
33	3	3	MARINOVIC Smiljana	1977	CRO	0.88	33.23	1:10.94 37.71	5.30
34	2	4	SADOVNIK Yekaterina	1986	KAZ	0.95	34.06	1:11.14 37.08	5.50
35	4	8	van VALKENGOED Jolijn	1981	NED	0.87	33.06	1:11.26 38.20	5.62
36	7	7	SCHOBBER Sonja	1985	GER	0.79	33.13	1:11.36 38.23	5.72
37	3	4	GUISCARDO Liliana Eugenia	1981	ARG	0.78	33.48	1:11.43 37.95	5.79
38	2	5	SILVA Valeria	1985	PER	0.84	33.67	1:11.64 37.97	6.00
39	3	8	SAKEMI Tatiane	1986	BRA	0.65	33.56	1:11.75 38.19	6.11
40	3	5	HARALDSDOTTIR Erla Dogg	1988	ISL	0.84	33.59	1:11.78 38.19	6.14
41	3	1	PECZ Reka	1992	HUN	0.83	33.03	1:12.17 39.14	6.53
42	2	6	BEAUBRUN Danielle	1990	LCA	0.78	34.50	1:12.85 38.35	7.21
43	3	7	HIGL Nadja	1987	SRB	0.84	34.62	1:13.19 38.57	7.55
44	2	3	RAHEEM Mayumi	1991	SRI	0.90	35.58	1:15.33 39.75	9.69
45	2	2	YAMOUT Nibal	1993	LIB	0.76	36.06	1:16.17 40.11	10.53
46	2	7	HATAMKHANOVA Oksana	1990	AZE	0.92	36.90	1:20.22 43.32	14.58
47	1	5	FARHAT Asmahan	1990	LBA	0.73	38.50	1:21.68 43.18	16.04
48	1	4	SALNIKOVA Ann	1987	GEO	0.80	38.50	1:21.70 43.20	16.06
49	1	3	KEITA Mariam Pauline	1983	MLI	0.75	38.86	1:24.26 45.40	18.62

Legend:

ER European record

OR Olympic record

Q Qualified for the next phase

R.T. Reaction time



RESULTS

比赛成绩 / Résultats

	Record	Splits	Name	NOC Code	Location	Date
WR	2:20.54	32.19	1:08.52	1:45.02	JONES Leisel	AUS Melbourne (AUS) 1 FEB 2006
OR	2:22.17	32.74	1:09.04	1:45.47	SONI Rebecca	USA Beijing (CHN) 13 AUG 2008

Event No. 22

Rank	Lane	Name	NOC Code	R.T.	50m	100m	150m	Time	Time Behind
1	4	SONI Rebecca	USA	0.71	(2) 32.17	(2) 1:07.46 35.29	(1) 1:43.70 36.24	2:20.22 36.52	WR
2	5	JONES Leisel	AUS	0.81	(1) 31.84	(1) 1:07.23 35.39	(2) 1:43.71 36.48	2:22.05 38.34	1.83
3	6	NORDENSTAM Sara	NOR	0.86	(4) 32.70	(4) 1:09.19 36.49	(4) 1:46.00 36.81	2:23.02 37.02	2.80 ER
4	3	JUKIC Mirna	AUT	0.77	(3) 32.69	(3) 1:09.05 36.36	(3) 1:45.74 36.69	2:23.24 37.50	3.02
5	7	EFIMOVA Yuliya	RUS	0.77	(7) 33.85	(6) 1:10.10 36.25	(6) 1:46.87 36.77	2:23.76 36.89	3.54
6	2	PIERSE Annamay	CAN	0.83	(5) 32.86	(5) 1:09.42 36.56	(5) 1:46.29 36.87	2:23.77 37.48	3.55
7	8	KANETO Rie	JPN	0.78	(8) 33.98	(8) 1:10.79 36.81	(8) 1:47.81 37.02	2:25.14 37.33	4.92
8	1	TANEDA Megumi	JPN	0.78	(6) 33.60	(7) 1:10.21 36.61	(7) 1:47.40 37.19	2:25.23 37.83	5.01

Legend:

ER European record

R.T. Reaction time

WR World record



RESULTS SUMMARY

比赛成绩综合 / Résumé des résultats

	Record	Splits			Name	NOC Code	Location	Date
WR	2:20.54	32.19	1:08.52	1:45.02	JONES Leisel	AUS	Melbourne (AUS)	1 FEB 2006
OR	2:22.17	32.74	1:09.04	1:45.47	SONI Rebecca	USA	Beijing (CHN)	13 AUG 2008

Event No. 22

Rank	Heat	Lane	Name	Year of Birth	NOC Code	R.T.	50m	100m	150m	Time	Time Behind
1	2	4	SONI Rebecca	1987	USA	0.74	33.05	1:09.37 36.32	1:46.24 36.87	2:22.64 36.40	Q
2	1	4	JONES Leisel	1985	AUS	0.82	31.99	1:08.16 36.17	1:44.99 36.83	2:23.04 38.05	0.40 Q
3	2	5	JUKIC Mirna	1986	AUT	0.77	33.14	1:09.73 36.59	1:46.77 37.04	2:23.76 36.99	1.12 Q ER
4	1	5	NORDENSTAM Sara	1983	NOR	0.88	32.89	1:09.41 36.52	1:46.87 37.46	2:23.79 36.92	1.15 Q
5	2	6	PIERSE Annamay	1983	CAN	0.80	32.88	1:09.70 36.82	1:46.77 37.07	2:23.94 37.17	1.30 Q
6	1	6	EFIMOVA Yuliya	1992	RUS	0.78	33.79	1:10.12 36.33	1:47.19 37.07	2:24.00 36.81	1.36 Q
7	1	3	TANEDA Megumi	1986	JPN	0.79	33.60	1:10.39 36.79	1:47.77 37.38	2:25.42 37.65	2.78 Q
8	2	3	KANETO Rie	1988	JPN	0.83	34.17	1:11.09 36.92	1:48.41 37.32	2:25.65 37.24	3.01 Q
9	1	2	FOSTER Sally	1985	AUS	0.80	33.71	1:11.11 37.40	1:48.35 37.24	2:26.33 37.98	3.69
10	1	1	POLESKA Anne	1980	GER	0.79	33.52	1:11.59 38.07	1:49.29 37.70	2:26.71 37.42	4.07
11	2	7	JUNG Seulki	1988	KOR	0.87	33.88	1:11.23 37.35	1:48.65 37.42	2:26.83 38.18	4.19
12	1	7	HOSTMAN Joline	1988	SWE	0.78	33.14	1:10.26 37.12	1:48.07 37.81	2:27.14 39.07	4.50
13	2	1	QI Hui	1985	CHN	0.79	33.40	1:11.30 37.90	1:49.21 37.91	2:27.63 38.42	4.99
14	1	8	JEONG Darae	1991	KOR	0.82	33.99	1:11.42 37.43	1:49.11 37.69	2:28.28 39.17	5.64
15	2	2	van BILJON Suzaan	1988	RSA	0.77	33.43	1:11.06 37.63	1:49.39 38.33	2:28.45 39.06	5.81
16	2	8	MATTHYSEN Elise	1992	BEL	0.80	34.50	1:12.23 37.73	1:51.01 38.78	2:29.64 38.63	7.00

Legend:

ER European record Q Qualified for the next phase R.T. Reaction time



RESULTS SUMMARY

比赛成绩综合 / Résumé des résultats

	Record	Splits			Name	NOC Code	Location	Date
WR	2:20.54	32.19	1:08.52	1:45.02	JONES Leisel	AUS	Melbourne (AUS)	1 FEB 2006
OR	2:23.37	33.18	1:09.69	1:46.56	BEARD Amanda	USA	Athens (GRE)	19 AUG 2004

Event No. 22

Rank	Heat	Lane	Name	Year of Birth	NOC Code	R.T.	50m	100m	150m	Time	Time Behind	
1	5	4	SONI Rebecca	1987	USA	0.77	32.74	1:09.04	1:45.47	2:22.17		Q OR
								36.30	36.43	36.70		
2	6	4	JONES Leisel	1985	AUS	0.83	32.81	1:08.97	1:45.96	2:23.81	1.64	Q
								36.16	36.99	37.85		
3	6	5	JUKIC Mirna	1986	AUT	0.78	33.16	1:09.68	1:46.81	2:24.39	2.22	Q
								36.52	37.13	37.58		
4	6	1	NORDENSTAM Sara	1983	NOR	0.86	32.70	1:09.64	1:46.63	2:24.47	2.30	Q
								36.94	36.99	37.84		
5	4	6	KANETO Rie	1988	JPN	0.82	33.92	1:10.68	1:47.45	2:24.62	2.45	Q
								36.76	36.77	37.17		
6	5	5	TANEDA Megumi	1986	JPN	0.85	33.63	1:10.09	1:47.19	2:24.75	2.58	Q
								36.46	37.10	37.56		
7	4	5	PIERSE Annamay	1983	CAN	0.78	33.28	1:10.11	1:47.52	2:25.01	2.84	Q
								36.83	37.41	37.49		
8	4	4	EFIMOVA Yuliya	1992	RUS	0.77	34.18	1:11.51	1:48.58	2:25.07	2.90	Q
								37.33	37.07	36.49		
9	5	7	van BILJON Suzaan	1988	RSA	0.75	32.93	1:09.46	1:47.18	2:25.51	3.34	Q
								36.53	37.72	38.33		
10	5	3	FOSTER Sally	1985	AUS	0.90	33.33	1:10.16	1:47.68	2:25.54	3.37	Q
								36.83	37.52	37.86		
11	6	3	JUNG Seulki	1988	KOR	0.85	33.44	1:10.39	1:47.90	2:25.95	3.78	Q
								36.95	37.51	38.05		
12	6	6	HOSTMAN Joline	1988	SWE	0.79	33.17	1:10.25	1:47.49	2:26.00	3.83	Q
								37.08	37.24	38.51		
13	6	2	QI Hui	1985	CHN	0.76	32.93	1:10.39	1:47.99	2:26.16	3.99	Q
								37.46	37.60	38.17		
14	5	2	POLESKA Anne	1980	GER	0.78	33.02	1:10.32	1:47.57	2:26.74	4.57	Q
								37.30	37.25	39.17		
15	4	8	MATTHYSEN Elise	1992	BEL	0.76	34.32	1:11.70	1:49.24	2:27.04	4.87	Q
								37.38	37.54	37.80		
16	4	1	JEONG Darae	1991	KOR	0.81	33.90	1:11.44	1:49.45	2:27.28	5.11	Q
								37.54	38.01	37.83		
17	3	7	KAPISHINA Inna	1984	BLR	0.69	33.48	1:11.16	1:48.74	2:27.34	5.17	
								37.68	37.58	38.60		
18	4	3	BEARD Amanda	1981	USA	0.72	33.94	1:11.78	1:49.63	2:27.70	5.53	
								37.84	37.85	38.07		
19	2	2	SIOW Yi Ting	1985	MAS	0.77	34.17	1:12.00	1:49.82	2:27.80	5.63	
								37.83	37.82	37.98		
20	4	2	DETENYUK Olga	1993	RUS	0.88	33.89	1:11.16	1:49.03	2:27.87	5.70	
								37.27	37.87	38.84		
20	5	1	BALFOUR Kirsty	1984	GBR	0.77	33.46	1:10.61	1:48.51	2:27.87	5.70	
								37.15	37.90	39.36		
22	3	4	MARMOLEJO Adriana	1982	MEX	0.73	34.57	1:11.99	1:50.05	2:28.10	5.93	
								37.42	38.06	38.05		
23	6	8	PIDLISNA Yuliya	1987	UKR	0.78	33.75	1:11.01	1:49.54	2:28.84	6.67	
								37.26	38.53	39.30		
24	4	7	BELMONTE Mireia	1990	ESP	0.87	34.29	1:12.01	1:50.18	2:29.46	7.29	
								37.72	38.17	39.28		
25	2	4	ATKINSON Alia	1988	JAM	0.80	34.33	1:12.84	1:51.00	2:29.53	7.36	
								38.51	38.16	38.53		
26	6	7	LUO Nan	1986	CHN	0.76	33.74	1:11.03	1:49.44	2:29.67	7.50	
								37.29	38.41	40.23		
27	3	1	BOR Katalin	1990	HUN	0.80	34.39	1:12.63	1:51.20	2:29.95	7.78	
								38.24	38.57	38.75		



Event No. 22

Rank	Heat	Lane	Name	Year of Birth	NOC Code	R.T.	50m	100m	150m	Time	Time Behind
28	3	2	ELBEKRI Sara	1987	MAR	0.77	33.41	1:10.59 37.18	1:48.86 38.27	2:30.04 41.18	7.87
29	3	3	GOMES Diana	1989	POR	0.83	34.11	1:11.73 37.62	1:50.31 38.58	2:30.18 39.87	8.01
30	5	8	de RONCHI Sophie	1985	FRA	0.75	33.93	1:11.14 37.21	1:49.76 38.62	2:30.93 41.17	8.76
31	2	7	KUC Marina	1985	MNE	0.80	34.10	1:12.52 38.42	1:51.73 39.21	2:31.24 39.51	9.07
32	2	3	GUNAYDIN Dilara Buse	1989	TUR	0.74	34.64	1:12.60 37.96	1:51.74 39.14	2:31.86 40.12	9.69
33	3	6	HIGL Nadja	1987	SRB	0.81	35.05	1:13.44 38.39	1:52.55 39.11	2:32.78 40.23	10.61
34	2	6	MARINOVIC Smiljana	1977	CRO	0.86	33.96	1:12.00 38.04	1:51.64 39.64	2:32.80 41.16	10.63
35	1	5	DVARISKYTE Raminta	1990	LTU	0.78	34.01	1:11.82 37.81	1:51.87 40.05	2:33.32 41.45	11.15
36	2	5	TEO Nicolette	1986	SIN	0.75	34.60	1:12.65 38.05	1:52.24 39.59	2:34.60 42.36	12.43
37	3	8	de GIOVANNI Agustina	1985	ARG	0.76	34.05	1:12.42 38.37	1:52.57 40.15	2:34.94 42.37	12.77
38	3	5	EXARCHOU Angeliki	1985	GRE	0.85	35.03	1:13.68 38.65	1:54.57 40.89	2:36.83 42.26	14.66
39	1	3	LAUKKANEN Noora	1993	FIN	0.89	36.70	1:16.85 40.15	1:57.66 40.81	2:38.97 41.31	16.80
40	1	4	SAKEMI Tatiane	1986	BRA	0.69	36.12	1:14.99 38.87	1:56.55 41.56	2:39.13 42.58	16.96
	5	6	POEWE Sarah	1983	GER					DNS	

Legend:

DNS Did not start

OR Olympic record

Q Qualified for the next phase

R.T. Reaction time



RESULTS

比赛成绩 / Résultats

	Record	Split	Name	NOC Code	Location	Date
WR	56.61	26.67	DE BRUIJN Inge	NED	Sydney (AUS)	17 SEP 2000
OR	56.61	26.67	DE BRUIJN Inge	NED	Sydney (AUS)	17 SEP 2000

Event No. 2

Rank	Lane	Name	NOC Code	R.T.	50m	Time	Time Behind
1	4	TRICKETT Lisbeth	AUS	0.73	(1) 26.41	56.73 30.32	OC
2	5	MAGNUSON Christine	USA	0.72	(3) 26.95	57.10 30.15	0.37
3	3	SCHIPPER Jessicah	AUS	0.66	(2) 26.93	57.25 30.32	0.52
4	2	ZHOU Yafei	CHN	0.79	(6) 27.18	57.84 30.66	1.11
5	6	TAO Li	SIN	0.75	(7) 27.29	57.99 30.70	1.26
6	7	LOWE Jemma	GBR	0.75	(5) 27.12	58.06 30.94	1.33
7	8	SILVA Gabriella	BRA	0.79	(4) 27.09	58.10 31.01	1.37
8	1	DEKKER Inge	NED	0.87	(8) 27.39	58.54 31.15	1.81

Legend:

OC Oceanian record

R.T. Reaction time



RESULTS SUMMARY

比赛成绩综合 / Résumé des résultats

	Record	Split	Name	NOC Code	Location	Date
WR	56.61	26.67	DE BRUIJN Inge	NED	Sydney (AUS)	17 SEP 2000
OR	56.61	26.67	DE BRUIJN Inge	NED	Sydney (AUS)	17 SEP 2000

Event No. 2

Rank	Heat	Lane	Name	Year of Birth	NOC Code	R.T.	50m	Time	Time Behind
1	1	7	TRICKETT Lisbeth	1985	AUS	0.73	26.58	57.05 30.47	Q
2	1	4	MAGNUSON Christine	1985	USA	0.70	26.79	57.08 30.29	0.03 Q AM
3	2	4	SCHIPPER Jessicah	1986	AUS	0.67	27.07	57.43 30.36	0.38 Q
4	1	5	TAO Li	1990	SIN	0.73	27.72	57.54 29.82	0.49 Q AS
5	2	5	ZHOU Yafei	1984	CHN	0.77	26.90	57.68 30.78	0.63 Q
6	1	8	LOWE Jemma	1990	GBR	0.70	26.68	57.78 31.10	0.73 Q
7	2	2	DEKKER Inge	1985	NED	0.80	27.25	58.20 30.95	1.15 Q
8	2	3	SILVA Gabriella	1988	BRA	0.77	27.21	58.39 31.18	1.34 Q
9	1	2	MONGEL Aurore	1982	FRA	0.79	27.62	58.46 30.84	1.41
10	1	3	BREEDEN Elaine	1988	USA	0.71	27.58	58.55 30.97	1.50
10	1	1	POPCHANKA Alena	1979	FRA	0.71	27.27	58.55 31.28	1.50
12	1	6	RETIEF Lize-Mari	1986	RSA	0.70	27.02	58.63 31.61	1.58
13	2	1	DARA Eszter	1990	HUN	0.83	27.02	58.84 31.82	1.79
14	2	7	SUTYAGINA Natalia	1980	RUS	0.83	27.63	59.07 31.44	2.02
15	2	8	OTTESEN Jeanette	1987	DEN	0.76	27.55	59.29 31.74	2.24
	2	6	BIANCHI Ilaria	1990	ITA			DSQ	

Legend:

AM Americas record
R.T. Reaction time

AS Asian record

DSQ Disqualified

Q Qualified for the next phase



RESULTS SUMMARY

比赛成绩综合 / Résumé des résultats

	Record	Split	Name	NOC Code	Location	Date
WR	56.61	26.67	DE BRUIJN Inge	NED	Sydney (AUS)	17 SEP 2000
OR	56.61	26.67	DE BRUIJN Inge	NED	Sydney (AUS)	17 SEP 2000

Event No. 2

Rank	Heat	Lane	Name	Year of Birth	NOC Code	R.T.	50m	Time	Time Behind
1	6	4	SCHIPPER Jessica	1986	AUS	0.69	27.02	57.58 30.56	Q
2	5	4	MAGNUSON Christine	1985	USA	0.70	26.83	57.70 30.87	0.12 Q
2	6	3	ZHOU Yafei	1984	CHN	0.84	26.77	57.70 30.93	0.12 Q AS
4	4	5	TAO Li	1990	SIN	0.75	27.39	57.77 30.38	0.19 Q
5	5	8	SILVA Gabriella	1988	BRA	0.75	27.11	58.00 30.89	0.42 Q
6	5	5	BREEDEN Elaine	1988	USA	0.65	27.48	58.06 30.58	0.48 Q
7	4	1	BIANCHI Ilaria	1990	ITA	0.72	27.29	58.12 30.83	0.54 Q
8	5	1	RETIEF Lize-Mari	1986	RSA	0.70	26.61	58.20 31.59	0.62 Q AF
9	6	5	DEKKER Inge	1985	NED	0.82	27.22	58.22 31.00	0.64 Q
10	7	7	MONGEL Aurore	1982	FRA	0.79	27.61	58.30 30.69	0.72 Q
11	5	6	SUTYAGINA Natalia	1980	RUS	0.85	27.46	58.32 30.86	0.74 Q
12	7	4	TRICKETT Lisbeth	1985	AUS	0.74	27.21	58.37 31.16	0.79 Q
13	6	2	DARA Eszter	1990	HUN	0.86	27.15	58.39 31.24	0.81 Q
14	7	2	POPCHANKA Alena	1979	FRA	0.70	27.45	58.40 30.95	0.82 Q
15	5	3	OTTESEN Jeanette	1987	DEN	0.80	27.35	58.44 31.09	0.86 Q
16	7	5	LOWE Jemma	1990	GBR	0.68	27.57	58.49 30.92	0.91 Q
17	4	6	JEDRZEJCZAK Otylia	1983	POL	0.77	27.37	58.53 31.16	0.95
18	4	2	LOOTS Mandy	1978	RSA	0.68	27.38	58.61 31.23	1.03
18	5	2	NAKANISHI Yuko	1981	JPN	0.72	27.56	58.61 31.05	1.03
20	4	4	ISAKOVIC Sara	1988	SLO	0.75	27.40	58.68 31.28	1.10
21	7	3	HALSALL Francesca	1990	GBR	0.74	27.25	58.70 31.45	1.12
22	6	6	BESPALOVA Irina	1981	RUS	0.80	27.38	58.92 31.54	1.34
23	6	7	KATO Yuka	1986	JPN	0.76	27.27	58.94 31.67	1.36
24	4	3	ZUBKOVA Kateryna	1988	UKR	0.72	27.32	58.99 31.67	1.41
25	6	1	MORAVCOVA Martina	1976	SVK	0.79	27.32	59.03 31.71	1.45
26	3	4	KOSCHISCHEK Birgit	1987	AUT	0.79	27.79	59.07 31.28	1.49
27	7	6	SJOSTROM Sarah	1993	SWE	0.77	27.16	59.08 31.92	1.50



Event No. 2

Rank	Heat	Lane	Name	Year of Birth	NOC Code	R.T.	50m	Time	Time Behind
28	4	8	LACROIX Audrey	1983	CAN	0.73	27.84	59.10 31.26	1.52
28	6	8	JENSEN Micha Kathrine Oestergaard	1987	DEN	0.74	27.98	59.10 31.12	1.52
30	3	1	WILSON Hannah Jane Arnett	1989	HKG	0.70	27.70	59.35 31.65	1.77
30	5	7	GROOT Chantal	1982	NED	0.78	27.37	59.35 31.98	1.77
32	2	4	ALJAND Triin	1985	EST	0.73	27.39	59.43 32.04	1.85
32	7	8	XU Yanwei	1984	CHN	0.75	27.66	59.43 31.77	1.85
34	4	7	PAULA Daynara	1989	BRA	0.81	27.39	59.45 32.06	1.87
35	3	6	OLIVEIRA Sara	1985	POR	0.78	27.80	59.48 31.68	1.90
36	3	5	GOSTOMELSKY Anna	1981	ISR	0.74	27.74	59.50 31.76	1.92
37	3	2	SNILDAL Ingvild	1988	NOR	0.87	28.08	59.86 31.78	2.28
38	3	7	COLORADO Carolina	1987	COL	0.73	28.35	1:00.06 31.71	2.48
39	7	1	SAMULSKI Daniela	1984	GER	0.77	27.41	1:00.37 32.96	2.79
40	2	5	CHOI Hyera	1991	KOR	0.81	29.06	1:00.65 31.59	3.07
41	3	3	KAVARNOU Eirini	1980	GRE	0.76	28.10	1:00.74 32.64	3.16
42	3	8	BRAND Heather	1982	ZIM	0.72	28.50	1:01.39 32.89	3.81
43	2	6	YANG Chin-Kuei	1987	TPE	0.78	28.78	1:01.60 32.82	4.02
44	2	3	ROSENBERGER Iris	1985	TUR	0.82	28.05	1:01.67 33.62	4.09
45	2	2	HADJILOIZOU Natallia	1979	CYP	0.84	28.53	1:01.80 33.27	4.22
46	2	7	PIKKARAINEN Emilia	1992	FIN	0.67	29.14	1:02.31 33.17	4.73
47	1	5	DIOP Binta Zahra	1990	SEN	0.71	29.73	1:04.26 34.53	6.68
48	1	4	SCANAVINO Antonella	1992	URU	0.80	30.24	1:04.28 34.04	6.70
49	1	3	MUCCIOLI Simona	1984	SMR	0.79	30.45	1:04.91 34.46	7.33

Legend:

AF African record

AS Asian record

Q Qualified for the next phase

R.T. Reaction time



RESULTS

比赛成绩 / Résultats

	Record	Splits	Name	NOC Code	Location	Date
WR	2:05.40	28.35 1:00.11 1:32.46	SCHIPPER Jessicah	AUS	Victoria (CAN)	17 AUG 2006
OR	2:05.88	28.38 59.91 1:32.44	HYMAN Misty	USA	Sydney (AUS)	20 SEP 2000

Event No. 17

Rank	Lane	Name	NOC Code	R.T.	50m	100m	150m	Time	Time Behind
1	4	LIU Zige	CHN	0.83	(2) 27.80	(2) 59.37 31.57	(1) 1:31.59 32.22	2:04.18 32.59	WR
2	3	JIAO Liuyang	CHN	0.83	(3) 28.19	(4) 1:00.36 32.17	(3) 1:32.68 32.32	2:04.72 32.04	0.54
3	5	SCHIPPER Jessicah	AUS	0.63	(1) 27.75	(1) 58.99 31.24	(2) 1:32.06 33.07	2:06.26 34.20	2.08
4	6	JEDRZEJCZAK Otylia	POL	0.76	(7) 28.89	(7) 1:01.21 32.32	(5) 1:33.57 32.36	2:07.02 33.45	2.84
5	2	NAKANISHI Yuko	JPN	0.70	(5) 28.42	(6) 1:00.82 32.40	(7) 1:33.94 33.12	2:07.32 33.38	3.14
6	1	MONGEL Aurore	FRA	0.82	(4) 28.20	(3) 59.96 31.76	(4) 1:33.41 33.45	2:07.36 33.95	3.18
7	8	BREEDEN Elaine	USA	0.69	(6) 28.56	(5) 1:00.65 32.09	(6) 1:33.64 32.99	2:07.57 33.93	3.39
8	7	HERSEY Kathleen	USA	0.80	(8) 29.16	(8) 1:01.50 32.34	(8) 1:34.47 32.97	2:08.23 33.76	4.05

Legend:

R.T. Reaction time

WR World record



RESULTS SUMMARY

比赛成绩综合 / Résumé des résultats

	Record	Splits			Name	NOC Code	Location	Date
WR	2:05.40	28.35	1:00.11	1:32.46	SCHIPPER Jessicah	AUS	Victoria (CAN)	17 AUG 2006
OR	2:05.88	28.38	59.91	1:32.44	HYMAN Misty	USA	Sydney (AUS)	20 SEP 2000

Event No. 17

Rank	Heat	Lane	Name	Year of Birth	NOC Code	R.T.	50m	100m	150m	Time	Time Behind	
1	2	4	LIU Zige	1989	CHN	0.81	27.89	59.72	1:32.66	2:06.25		Q AS
								31.83	32.94	33.59		
2	2	7	SCHIPPER Jessicah	1986	AUS	0.66	27.83	59.21	1:32.31	2:06.34	0.09	Q
								31.38	33.10	34.03		
3	1	5	JIAO Liuyang	1990	CHN	0.79	28.37	1:01.52	1:34.22	2:06.42	0.17	Q
								33.15	32.70	32.20		
4	2	3	JEDRZEJCZAK Otylia	1983	POL	0.79	28.99	1:01.20	1:33.82	2:06.78	0.53	Q
								32.21	32.62	32.96		
5	2	5	NAKANISHI Yuko	1981	JPN	0.69	28.64	1:00.86	1:33.91	2:06.96	0.71	Q
								32.22	33.05	33.05		
5	2	6	HERSEY Kathleen	1990	USA	0.82	29.16	1:01.36	1:34.16	2:06.96	0.71	Q
								32.20	32.80	32.80		
7	1	4	MONGEL Aurore	1982	FRA	0.83	28.75	1:01.11	1:34.20	2:07.21	0.96	Q
								32.36	33.09	33.01		
8	2	2	BREEDEN Elaine	1988	USA	0.66	28.95	1:01.64	1:34.37	2:07.73	1.48	Q
								32.69	32.73	33.36		
9	1	2	LOWE Jemma	1990	GBR	0.70	28.04	59.97	1:33.03	2:07.87	1.62	
								31.93	33.06	34.84		
10	1	3	HOSHI Natsumi	1990	JPN	0.72	28.79	1:01.35	1:34.66	2:07.93	1.68	
								32.56	33.31	33.27		
11	1	6	JENSEN Micha Kathrine Oestergaard	1987	DEN	0.77	28.20	1:01.15	1:34.86	2:09.29	3.04	
								32.95	33.71	34.43		
12	2	1	HAMILL Samantha	1991	AUS	0.75	29.23	1:01.92	1:35.82	2:09.58	3.33	
								32.69	33.90	33.76		
13	1	7	LACROIX Audrey	1983	CAN	0.80	29.23	1:01.53	1:34.94	2:09.74	3.49	
								32.30	33.41	34.80		
14	1	1	GRANLUND Petra	1987	SWE	0.80	29.20	1:02.31	1:36.34	2:09.79	3.54	
								33.11	34.03	33.45		
15	2	8	GANDY Ellen	1991	GBR	0.84	29.36	1:02.01	1:35.75	2:10.60	4.35	
								32.65	33.74	34.85		
16	1	8	MEAKLIM Katheryn	1989	RSA	0.86	29.79	1:02.99	1:37.29	2:11.74	5.49	
								33.20	34.30	34.45		

Legend:

AS Asian record Q Qualified for the next phase R.T. Reaction time



RESULTS SUMMARY

比赛成绩综合 / Résumé des résultats

	Record	Splits			Name	NOC Code	Location	Date
WR	2:05.40	28.35	1:00.11	1:32.46	SCHIPPER Jessicah	AUS	Victoria (CAN)	17 AUG 2006
OR	2:05.88	28.38	59.91	1:32.44	HYMAN Misty	USA	Sydney (AUS)	20 SEP 2000

Event No. 17

Rank	Heat	Lane	Name	Year of Birth	NOC Code	R.T.	50m	100m	150m	Time	Time Behind
1	3	2	LIU Zige	1989	CHN	0.78	27.95	1:00.12	1:32.99	2:06.46	Q
								32.17	32.87	33.47	
2	5	5	MONGEL Aurore	1982	FRA	0.79	28.46	1:00.82	1:34.05	2:06.49	0.03 Q
								32.36	33.23	32.44	
3	3	4	NAKANISHI Yuko	1981	JPN	0.71	28.25	1:00.32	1:33.61	2:06.62	0.16 Q
								32.07	33.29	33.01	
4	5	6	JIAO Liuyang	1990	CHN	0.77	27.82	1:00.51	1:33.91	2:06.89	0.43 Q
								32.69	33.40	32.98	
5	5	4	JEDRZEJCZAK Otylia	1983	POL	0.78	28.73	1:00.62	1:33.51	2:06.91	0.45 Q
								31.89	32.89	33.40	
6	3	6	HOSHI Natsumi	1990	JPN	0.73	28.80	1:01.35	1:34.23	2:07.02	0.56 Q
								32.55	32.88	32.79	
7	4	6	HERSEY Kathleen	1990	USA	0.80	29.20	1:01.12	1:34.01	2:07.65	1.19 Q
								31.92	32.89	33.64	
8	4	7	JENSEN Micha Kathrine Oestergaard	1987	DEN	0.73	28.31	1:00.39	1:33.50	2:07.77	1.31 Q
								32.08	33.11	34.27	
9	5	3	BREEDEN Elaine	1988	USA	0.69	28.73	1:01.29	1:34.38	2:07.92	1.46 Q
								32.56	33.09	33.54	
10	4	5	LOWE Jemma	1990	GBR	0.68	28.78	1:01.13	1:34.65	2:08.07	1.61 Q
								32.35	33.52	33.42	
11	4	4	SCHIPPER Jessicah	1986	AUS	0.67	28.56	1:00.64	1:34.05	2:08.11	1.65 Q
								32.08	33.41	34.06	
12	4	3	LACROIX Audrey	1983	CAN	0.72	29.04	1:01.46	1:34.29	2:08.54	2.08 Q
								32.42	32.83	34.25	
13	5	2	HAMILL Samantha	1991	AUS	0.75	29.07	1:01.53	1:34.80	2:08.83	2.37 Q
								32.46	33.27	34.03	
14	4	8	GRANLUND Petra	1987	SWE	0.77	28.98	1:01.51	1:34.85	2:08.97	2.51 Q
								32.53	33.34	34.12	
15	4	2	GANDY Ellen	1991	GBR	0.79	29.16	1:01.40	1:34.31	2:08.98	2.52 Q
								32.24	32.91	34.67	
16	2	6	MEAKLIM Katheryn	1989	RSA	0.79	29.20	1:02.32	1:35.74	2:09.41	2.95 Q AF
								33.12	33.42	33.67	
17	2	4	DITTRICH Nina	1990	AUT	0.77	29.16	1:02.09	1:35.68	2:09.85	3.39
								32.93	33.59	34.17	
18	5	7	BOULSEVICZ Beatrix	1987	HUN	0.66	28.71	1:01.13	1:34.99	2:10.00	3.54
								32.42	33.86	35.01	
19	2	5	OLIVEIRA Sara	1985	POR	0.80	29.58	1:02.48	1:36.24	2:10.14	3.68
								32.90	33.76	33.90	
20	3	8	HORNER Stephanie	1989	CAN	0.76	29.10	1:01.24	1:34.10	2:10.33	3.87
								32.14	32.86	36.23	
21	3	7	CAVALLINO Paola	1977	ITA	0.81	29.71	1:02.31	1:36.00	2:10.46	4.00
								32.60	33.69	34.46	
22	5	8	MARANHAO Joanna	1987	BRA	0.75	29.58	1:02.46	1:36.40	2:10.64	4.18
								32.88	33.94	34.24	
23	5	1	CHOI Hyera	1991	KOR	0.78	29.23	1:02.40	1:36.46	2:11.42	4.96
								33.17	34.06	34.96	
24	2	8	KHALA Tetyana	1987	UKR	0.88	29.70	1:02.73	1:37.07	2:12.16	5.70
								33.03	34.34	35.09	
25	4	1	MARTYNOVA Yana	1988	RUS	0.83	29.71	1:02.77	1:37.36	2:12.47	6.01
								33.06	34.59	35.11	
26	2	7	TAO Li	1990	SIN	0.72	29.67	1:03.43	1:37.85	2:12.63	6.17
								33.76	34.42	34.78	
27	3	5	KOVACS Emese	1991	HUN	0.82	28.39	1:01.19	1:36.01	2:12.73	6.27
								32.80	34.82	36.72	



National Aquatics Centre
国家游泳中心
Centre National de Natation

TUE 星期二 MAR
12 AUG 2008
19:02

SWIMMING
游泳 / NATATION

WOMEN'S 200M BUTTERFLY
女子200米蝶泳 / 200 M PAPILLON - FEMMES

HEATS
预赛 / TOURS ÉLIMINATOIRES



Event No. 17

Rank	Heat	Lane	Name	Year of Birth	NOC Code	R.T.	50m	100m	150m	Time	Time Behind
28	3	1	ROUSSEAU Magali	1988	FRA	0.89	30.24	1:04.35 34.11	1:38.53 34.18	2:13.12 34.59	6.66
29	2	2	YANG Chin-Kuei	1987	TPE	0.78	29.92	1:03.18 33.26	1:37.24 34.06	2:13.26 36.02	6.80
30	1	5	EFSTATHIOU Eleftheria Evgenia	1989	GRE	0.75	30.13	1:03.67 33.54	1:38.81 35.14	2:13.27 34.46	6.81
31	2	1	SMOLENOVA Denisa	1989	SVK	0.87	30.04	1:03.99 33.95	1:38.00 34.01	2:13.81 35.81	7.35
32	1	6	GUNENC Gulsah	1985	TUR	0.77	30.62	1:04.46 33.84	1:39.52 35.06	2:14.44 34.92	7.98
33	1	4	SNILDAL Ingvild	1988	NOR	0.80	29.07	1:02.15 33.08	1:36.71 34.56	2:14.53 37.82	8.07
34	1	3	LENNOX-SILVA Kristina	1985	PUR	0.74	29.86	1:03.79 33.93	1:39.30 35.51	2:17.27 37.97	10.81
	2	3	BARDACH Georgina	1983	ARG					DNS	
	3	3	ISAKOVIC Sara	1988	SLO					DNS	

Legend:

AF African record

DNS Did not start

Q Qualified for the next phase

R.T. Reaction time



RESULTS

比赛成绩 / Résultats

	Record	Splits	Name	NOC Code	Location	Date
WR	2:08.92	28.03	1:00.56	1:39.24	RICE Stephanie	AUS Sydney (AUS) 25 MAR 2008
OR	2:09.53	29.17	1:01.25	1:39.29	COVENTRY Kirsty	ZIM Beijing (CHN) 12 AUG 2008

Event No. 15

Rank	Lane	Name	NOC Code	R.T.	50m	100m	150m	Time	Time Behind
1	5	RICE Stephanie	AUS	0.85	(2) 27.84	(2) 1:00.68 32.84	(2) 1:38.36 37.68	2:08.45 30.09	WR
2	4	COVENTRY Kirsty	ZIM	0.73	(5) 28.47	(1) 1:00.16 31.69	(1) 1:38.27 38.11	2:08.59 30.32	0.14 AF
3	6	COUGHLIN Natalie	USA	0.68	(1) 27.29	(4) 1:01.08 33.79	(3) 1:39.67 38.59	2:10.34 30.67	1.89
4	3	HOFF Katie	USA	0.78	(3) 28.30	(3) 1:00.95 32.65	(4) 1:39.85 38.90	2:10.68 30.83	2.23
5	2	COUTTS Alicia	AUS	0.81	(6) 28.58	(5) 1:02.07 33.49	(5) 1:40.06 37.99	2:11.43 31.37	2.98
6	8	KITAGAWA Asami	JPN	0.75	(4) 28.42	(8) 1:03.18 34.76	(6) 1:40.23 37.05	2:11.56 31.33	3.11
7	7	WILKINSON Julia	CAN	0.76	(8) 29.42	(6) 1:02.52 33.10	(7) 1:41.73 39.21	2:12.43 30.70	3.98
8	1	BARANOWSKA Katarzyna	POL	0.77	(7) 28.86	(7) 1:02.98 34.12	(8) 1:42.00 39.02	2:13.36 31.36	4.91

Legend:

AF African record

R.T. Reaction time

WR World record



National Aquatics Centre
国家游泳中心
Centre National de Natation

TUE 星期二 MAR
12 AUG 2008
12:10

SWIMMING
游泳 / NATATION

WOMEN'S 200M INDIVIDUAL MEDLEY

女子200米个人混合泳 / 200 M QUATRE NAGES INDIVIDUEL - FEMMES

SEMIFINAL SWIM-OFF

半决赛重赛 / DEMI-FINALES - REPRISE



RESULTS

比赛成绩 / Résultats

	Record	Splits	Name	NOC Code	Location	Date
WR	2:08.92	28.03 1:00.56 1:39.24	RICE Stephanie	AUS	Sydney (AUS)	25 MAR 2008
OR	2:09.53	29.17 1:01.25 1:39.29	COVENTRY Kirsty	ZIM	Beijing (CHN)	12 AUG 2008

Event No. 15

Rank	Lane	Name	NOC Code	R.T.	50m	100m	150m	Time	Time Behind
1	5	KITAGAWA Asami	JPN	0.77	(1) 28.35	(2) 1:02.92 34.57	(1) 1:40.39 37.47	2:12.02 31.63	
2	4	VERRASZTO Evelin	HUN	0.85	(2) 29.16	(1) 1:02.41 33.25	(2) 1:44.08 41.67	2:14.96 30.88	2.94

Legend:

R.T. Reaction time



RESULTS SUMMARY

比赛成绩综合 / Résumé des résultats

	Record	Splits		Name	NOC Code	Location	Date
WR	2:08.92	28.03	1:00.56	1:39.24	RICE Stephanie	AUS Sydney (AUS)	25 MAR 2008
OR	2:10.68	28.70	1:01.78	1:40.05	KLOCHKOVA Yana	UKR Sydney (AUS)	19 SEP 2000

Event No. 15

Rank	Heat	Lane	Name	Year of Birth	NOC Code	R.T.	50m	100m	150m	Time	Time Behind	
1	1	6	COVENTRY Kirsty	1983	ZIM	0.72	29.17	1:01.25 32.08	1:39.29 38.04	2:09.53 30.24		Q OR
2	1	3	RICE Stephanie	1988	AUS	0.98	28.04	1:00.94 32.90	1:39.79 38.85	2:10.58 30.79	1.05	Q
3	1	4	HOFF Katie	1989	USA	0.77	28.52	1:01.53 33.01	1:40.40 38.87	2:10.90 30.50	1.37	Q
4	2	5	COUGHLIN Natalie	1982	USA	0.68	27.56	1:01.24 33.68	1:40.28 39.04	2:11.84 31.56	2.31	Q
5	2	4	COUTTS Alicia	1987	AUS	0.79	28.70	1:02.16 33.46	1:40.28 38.12	2:12.03 31.75	2.50	Q
5	2	1	WILKINSON Julia	1987	CAN	0.81	29.14	1:02.42 33.28	1:41.39 38.97	2:12.03 30.64	2.50	Q
7	1	2	BARANOWSKA Katarzyna	1987	POL	0.78	28.40	1:02.24 33.84	1:40.88 38.64	2:12.13 31.25	2.60	Q
8	2	7	VERRASZTO Evelin	1989	HUN	0.82	28.95	1:01.75 32.80	1:41.86 40.11	2:12.18 30.32	2.65	?
8	2	2	KITAGAWA Asami	1987	JPN	0.75	28.82	1:03.77 34.95	1:41.22 37.45	2:12.18 30.96	2.65	?
10	2	3	HJORTH-HANSEN Julie	1984	DEN	0.84	28.44	1:02.54 34.10	1:40.88 38.34	2:12.26 31.38	2.73	
11	1	5	MILEY Hannah	1989	GBR	0.73	29.56	1:02.77 33.21	1:41.23 38.46	2:12.35 31.12	2.82	
12	2	6	MUFFAT Camille	1989	FRA	0.81	28.62	1:02.30 33.68	1:40.94 38.64	2:12.36 31.42	2.83	
13	1	8	KARPEEVA Svetlana	1985	RUS	0.80	28.94	1:03.54 34.60	1:41.90 38.36	2:13.26 31.36	3.73	
14	1	1	BELMONTE Mireia	1990	ESP	0.88	29.26	1:04.02 34.76	1:41.95 37.93	2:13.45 31.50	3.92	
15	1	7	LI Jiaxing	1990	CHN	0.75	28.97	1:03.14 34.17	1:43.09 39.95	2:13.47 30.38	3.94	
16	2	8	PAYNE Keri-Anne	1987	GBR	0.70	29.21	1:02.86 33.65	1:42.80 39.94	2:14.14 31.34	4.61	

Legend:

? Involved in swim-off OR Olympic record Q Qualified for the next phase R.T. Reaction time



RESULTS SUMMARY

比赛成绩综合 / Résumé des résultats

	Record	Splits		Name	NOC Code	Location	Date
WR	2:08.92	28.03	1:00.56	1:39.24	RICE Stephanie	AUS Sydney (AUS)	25 MAR 2008
OR	2:10.68	28.70	1:01.78	1:40.05	KLOCHKOVA Yana	UKR Sydney (AUS)	19 SEP 2000

Event No. 15

Rank	Heat	Lane	Name	Year of Birth	NOC Code	R.T.	50m	100m	150m	Time	Time Behind
1	4	3	COUTTS Alicia	1987	AUS	0.87	28.69	1:02.72 34.03	1:40.39 37.67	2:11.55	Q
2	4	4	HOFF Katie	1989	USA	0.81	28.75	1:02.61 33.86	1:41.22 38.61	2:11.58	0.03 Q
3	3	4	COUGHLIN Natalie	1982	USA	0.69	27.10	1:00.72 33.62	1:39.64 38.92	2:11.63	0.08 Q
4	5	3	MILEY Hannah	1989	GBR	0.75	29.34	1:02.03 32.69	1:39.84 37.81	2:11.72	0.17 Q
5	3	6	HJORTH-HANSEN Julie	1984	DEN	0.78	28.38	1:02.66 34.28	1:40.43 37.77	2:11.99	0.44 Q
6	5	4	RICE Stephanie	1988	AUS	0.92	28.44	1:01.79 33.35	1:40.03 38.24	2:12.07	0.52 Q
7	4	5	MUFFAT Camille	1989	FRA	0.84	28.80	1:02.04 33.24	1:40.41 38.37	2:12.16	0.61 Q
8	5	5	COVENTRY Kirsty	1983	ZIM	0.74	29.13	1:01.49 32.36	1:39.91 38.42	2:12.18	0.63 Q
9	3	2	KITAGAWA Asami	1987	JPN	0.82	28.90	1:03.87 34.97	1:41.55 37.68	2:12.47	0.92 Q
9	5	6	BARANOWSKA Katarzyna	1987	POL	0.78	28.71	1:02.47 33.76	1:40.80 38.33	2:12.47	0.92 Q
11	5	2	VERRASZTO Evelin	1989	HUN	0.85	28.51	1:01.51 33.00	1:41.97 40.46	2:12.52	0.97 Q
12	3	1	LI Jiaying	1990	CHN	0.75	28.70	1:02.69 33.99	1:42.16 39.47	2:12.53	0.98 Q
13	3	7	WILKINSON Julia	1987	CAN	0.80	29.25	1:02.64 33.39	1:42.18 39.54	2:12.56	1.01 Q
14	3	5	BELMONTE Mireia	1990	ESP	0.87	28.76	1:02.85 34.09	1:41.03 38.18	2:12.75	1.20 Q
15	3	3	PAYNE Keri-Anne	1987	GBR	0.72	28.32	1:01.18 32.86	1:41.23 40.05	2:12.78	1.23 Q
16	4	1	KARPEEVA Svetlana	1985	RUS	0.75	29.00	1:03.45 34.45	1:41.61 38.16	2:12.94	1.39 Q
17	4	8	HOSSZU Katinka	1989	HUN	0.87	28.74	1:02.25 33.51	1:42.08 39.83	2:13.05	1.50
18	5	1	NORFOLK Helen	1981	NZL	0.82	28.87	1:02.55 33.68	1:41.53 38.98	2:13.50	1.95
19	5	7	MORNINGSTAR Erica	1989	CAN	0.81	29.26	1:03.44 34.18	1:43.05 39.61	2:14.11	2.56
20	4	6	QI Hui	1985	CHN	0.78	28.93	1:04.35 35.42	1:42.21 37.86	2:14.25	2.70
21	4	2	VABRE Cylia	1984	FRA	0.73	28.65	1:02.72 34.07	1:42.08 39.36	2:14.34	2.79
22	2	7	MARANHAO Joanna	1987	BRA	0.75	29.28	1:02.95 33.67	1:43.77 40.82	2:14.97	3.42
23	2	1	NORDENSTAM Sara	1983	NOR	0.86	29.39	1:05.66 36.27	1:42.65 36.99	2:15.13	3.58
24	2	2	CHOI Hyera	1991	KOR	0.80	29.11	1:04.04 34.93	1:43.23 39.19	2:15.26	3.71
25	2	3	KLINAR Anja	1988	SLO	0.90	29.84	1:05.31 35.47	1:44.09 38.78	2:15.39	3.84
26	2	5	PENGELLY Jessica	1991	RSA	0.69	29.44	1:03.16 33.72	1:43.08 39.92	2:15.80	4.25
27	3	8	PELAEZ Maria	1977	ESP	0.76	29.30	1:03.21 33.91	1:43.12 39.91	2:15.97	4.42



National Aquatics Centre
国家游泳中心
Centre National de Natation

MON 星期一 LUN
11 AUG 2008
19:41

SWIMMING
游泳 / NATATION

WOMEN'S 200M INDIVIDUAL MEDLEY

女子200米个人混合泳 / 200 M QUATRE NAGES INDIVIDUEL - FEMMES

HEATS

预赛 / TOURS ÉLIMINATOIRES



Event No. 15

Rank	Heat	Lane	Name	Year of Birth	NOC Code	R.T.	50m	100m	150m	Time	Time Behind
28	2	6	HEEMSKERK Femke	1987	NED	0.90	28.64	1:02.70 34.06	1:44.27 41.57	2:16.28 32.01	4.73
29	2	8	SIOW Yi Ting	1985	MAS	0.74	30.06	1:06.05 35.99	1:45.01 38.96	2:17.11 32.10	5.56
30	4	7	SCHILLER Katharina	1984	GER	0.82	28.82	1:04.31 35.49	1:44.15 39.84	2:18.00 33.85	6.45
31	1	6	DZERKAL Ganna	1987	UKR	0.85	28.95	1:04.69 35.74	1:45.14 40.45	2:18.25 33.11	6.70
32	1	2	STEWART Erika	1990	COL	0.71	31.02	1:05.21 34.19	1:46.54 41.33	2:18.54 32.00	6.99
33	1	3	TSAI Hiu Wai Sherry	1983	HKG	0.73	29.89	1:04.85 34.96	1:46.75 41.90	2:18.91 32.16	7.36
34	5	8	SCHOBBER Sonja	1985	GER	0.80	29.54	1:07.02 37.48	1:46.98 39.96	2:20.18 33.20	8.63
35	1	4	HARALDSDOTTIR Erla Dogg	1988	ISL	0.86	29.36	1:06.69 37.33	1:47.24 40.55	2:20.53 33.29	8.98
36	1	7	LIN Man-Hsu	1989	TPE	0.74	30.75	1:07.08 36.33	1:50.00 42.92	2:23.29 33.29	11.74
37	2	4	BARDACH Georgina	1983	ARG	0.83	31.00	1:08.71 37.71	1:50.69 41.98	2:25.74 35.05	14.19
38	1	1	MARITA Fibriani Ratna	1994	INA	0.92	32.75	1:09.46 36.71	1:54.24 44.78	2:28.18 33.94	16.63
	1	5	MATHLOUTHI Maroua	1988	TUN					DNS	

Legend:

DNS Did not start Q Qualified for the next phase R.T. Reaction time



RESULTS

比赛成绩 / Résultats

	Record	Splits	Name	NOC Code	Location	Date	
WR	4:31.12	1:03.69	2:13.33 3:28.65	HOFF Katie	USA	Omaha, NE (USA)	29 JUN 2008
OR	4:33.59	1:01.62	2:11.30 3:30.63	KLOCHKOVA Yana	UKR	Sydney (AUS)	16 SEP 2000

Event No. 4

Rank	Lane	Name	NOC Code	R.T.	Time	Time Behind
1	6	RICE Stephanie	AUS	0.90	4:29.45	WR
50m (1) 28.66	100m (1) 1:01.47 32.81	150m (1) 1:36.17 34.70	200m (2) 2:09.83 33.66	250m (1) 2:48.12 38.29	300m (1) 3:27.25 39.13	350m (1) 3:58.92 31.67
2	1	COVENTRY Kirsty	ZIM	0.74	4:29.89	0.44 AF
50m (2) 29.50	100m (2) 1:02.75 33.25	150m (2) 1:36.32 33.57	200m (1) 2:09.50 33.18	250m (2) 2:48.24 38.74	300m (2) 3:28.46 40.22	350m (2) 3:59.79 31.33
3	5	HOFF Katie	USA	0.77	4:31.71	2.26
50m (3) 29.59	100m (3) 1:02.80 33.21	150m (3) 1:38.28 35.48	200m (5) 2:12.61 34.33	250m (3) 2:51.19 38.58	300m (3) 3:29.41 38.22	350m (3) 4:00.78 31.37
4	4	BEISEL Elizabeth	USA	0.70	4:34.24	4.79
50m (4) 29.76	100m (4) 1:03.54 33.78	150m (4) 1:38.34 34.80	200m (3) 2:12.11 33.77	250m (4) 2:51.78 39.67	300m (4) 3:31.67 39.89	350m (4) 4:03.44 31.77
5	3	FILIPPI Alessia	ITA	0.90	4:34.34	4.89
50m (8) 30.99	100m (8) 1:04.88 33.89	150m (5) 1:39.01 34.13	200m (4) 2:12.32 33.31	250m (5) 2:52.62 40.30	300m (5) 3:33.45 40.83	350m (5) 4:04.70 31.25
6	8	MILEY Hannah	GBR	0.73	4:39.44	9.99
50m (7) 30.56	100m (7) 1:04.52 33.96	150m (7) 1:40.29 35.77	200m (8) 2:15.28 34.99	250m (7) 2:55.01 39.73	300m (6) 3:35.40 40.39	350m (6) 4:07.99 32.59
7	2	MARTYNOVA Yana	RUS	0.87	4:40.04	10.59
50m (5) 30.04	100m (5) 1:03.96 33.92	150m (8) 1:40.38 36.42	200m (6) 2:15.16 34.78	250m (6) 2:54.61 39.45	300m (7) 3:35.63 41.02	350m (7) 4:08.40 32.77
8	7	LI Xuanxu	CHN	0.80	4:42.13	12.68
50m (6) 30.29	100m (6) 1:04.19 33.90	150m (6) 1:39.93 35.74	200m (7) 2:15.19 35.26	250m (8) 2:56.04 40.85	300m (8) 3:37.66 41.62	350m (8) 4:10.31 32.65

Legend:

AF African record

R.T. Reaction time

WR World record



RESULTS SUMMARY

比赛成绩综合 / Résumé des résultats

	Record	Splits	Name	NOC Code	Location	Date
WR	4:31.12	1:03.69	2:13.33	3:28.65	HOFF Katie	USA Omaha, NE (USA) 29 JUN 2008
OR	4:33.59	1:01.62	2:11.30	3:30.63	KLOCHKOVA Yana	UKR Sydney (AUS) 16 SEP 2000

Event No. 4

Rank	Heat	Lane	Name	Year of Birth	NOC Code	R.T.	Time	Time Behind
1	3	4	BEISEL Elizabeth	1992	USA	0.70	4:34.55	Q
	50m 30.22	100m 1:03.89	150m 1:38.51	200m 2:12.04	250m 2:51.66	300m 3:31.41	350m 4:03.27	
		33.67	34.62	33.53	39.62	39.75	31.86	31.28
2	5	4	HOFF Katie	1989	USA	0.77	4:34.63	0.08 Q
	50m 29.93	100m 1:03.39	150m 1:39.66	200m 2:14.61	250m 2:53.01	300m 3:31.28	350m 4:03.33	
		33.46	36.27	34.95	38.40	38.27	32.05	31.30
3	3	5	FILIPPI Alessia	1987	ITA	0.84	4:35.11	0.56 Q
	50m 30.47	100m 1:04.36	150m 1:38.71	200m 2:11.97	250m 2:51.78	300m 3:31.79	350m 4:04.16	
		33.89	34.35	33.26	39.81	40.01	32.37	30.95
3	4	4	RICE Stephanie	1988	AUS	0.92	4:35.11	0.56 Q
	50m 29.14	100m 1:02.23	150m 1:37.55	200m 2:11.90	250m 2:51.05	300m 3:30.51	350m 4:03.04	
		33.09	35.32	34.35	39.15	39.46	32.53	32.07
5	3	3	MARTYNOVA Yana	1988	RUS	1.00	4:36.25	1.70 Q
	50m 29.82	100m 1:03.32	150m 1:39.26	200m 2:13.68	250m 2:52.42	300m 3:32.18	350m 4:04.95	
		33.50	35.94	34.42	38.74	39.76	32.77	31.30
6	4	3	LI Xuanxu	1994	CHN	0.81	4:36.35	1.80 Q
	50m 29.95	100m 1:03.39	150m 1:39.11	200m 2:13.83	250m 2:53.81	300m 3:34.54	350m 4:06.40	
		33.44	35.72	34.72	39.98	40.73	31.86	29.95
7	4	5	COVENTRY Kirsty	1983	ZIM	0.76	4:36.43	1.88 Q
	50m 29.88	100m 1:03.67	150m 1:37.68	200m 2:11.40	250m 2:52.21	300m 3:32.47	350m 4:04.96	
		33.79	34.01	33.72	40.81	40.26	32.49	31.47
8	5	5	MILEY Hannah	1989	GBR	0.75	4:36.56	2.01 Q
	50m 30.32	100m 1:04.01	150m 1:39.14	200m 2:13.72	250m 2:52.58	300m 3:32.54	350m 4:05.03	
		33.69	35.13	34.58	38.86	39.96	32.49	31.53
9	4	7	BARANOWSKA Katarzyna	1987	POL	0.79	4:36.95	2.40
	50m 29.87	100m 1:03.93	150m 1:39.91	200m 2:15.97	250m 2:54.61	300m 3:34.12	350m 4:06.10	
		34.06	35.98	36.06	38.64	39.51	31.98	30.85
10	4	1	MEAKLIM Katheryn	1989	RSA	0.82	4:37.11	2.56
	50m 29.47	100m 1:02.90	150m 1:39.49	200m 2:14.88	250m 2:53.67	300m 3:33.16	350m 4:05.51	
		33.43	36.59	35.39	38.79	39.49	32.35	31.60
11	3	7	FUJINO Maiko	1983	JPN	0.78	4:37.35	2.80
	50m 30.44	100m 1:03.91	150m 1:39.92	200m 2:14.80	250m 2:54.38	300m 3:34.49	350m 4:06.26	
		33.47	36.01	34.88	39.58	40.11	31.77	31.09
12	5	3	HOSSZU Katinka	1989	HUN	1.02	4:37.55	3.00
	50m 30.10	100m 1:03.72	150m 1:39.76	200m 2:14.77	250m 2:54.38	300m 3:34.81	350m 4:07.06	
		33.62	36.04	35.01	39.61	40.43	32.25	30.49
13	5	2	JAKABOS Zsuzsanna	1989	HUN	0.88	4:37.86	3.31
	50m 29.82	100m 1:03.43	150m 1:38.07	200m 2:12.55	250m 2:53.06	300m 3:34.93	350m 4:07.32	
		33.61	34.64	34.48	40.51	41.87	32.39	30.54
14	5	7	BELMONTE Mireia	1990	ESP	0.86	4:37.91	3.36
	50m 29.92	100m 1:03.30	150m 1:39.50	200m 2:14.37	250m 2:53.73	300m 3:33.88	350m 4:06.47	
		33.38	36.20	34.87	39.36	40.15	32.59	31.44
15	3	6	PAYNE Keri-Anne	1987	GBR	0.69	4:38.69	4.14
	50m 30.19	100m 1:04.16	150m 1:38.66	200m 2:12.45	250m 2:52.79	300m 3:34.00	350m 4:06.63	
		33.97	34.50	33.79	40.34	41.21	32.63	32.06
16	5	8	KLINAR Anja	1988	SLO	0.88	4:38.90	4.35
	50m 30.49	100m 1:03.99	150m 1:40.88	200m 2:17.62	250m 2:56.40	300m 3:36.22	350m 4:08.31	
		33.50	36.89	36.74	38.78	39.82	32.09	30.59
17	2	3	MARANHAO Joanna	1987	BRA	0.73	4:40.18	5.63
	50m 30.01	100m 1:03.12	150m 1:38.91	200m 2:13.94	250m 2:55.37	300m 3:36.73	350m 4:08.90	
		33.11	35.79	35.03	41.43	41.36	32.17	31.28
18	2	7	NORDENSTAM Sara	1983	NOR	0.84	4:40.28	5.73
	50m 30.07	100m 1:04.37	150m 1:42.51	200m 2:18.73	250m 2:55.97	300m 3:33.94	350m 4:08.14	
		34.30	38.14	36.22	37.24	37.97	34.20	32.14
19	4	6	MUFFAT Camille	1989	FRA	0.85	4:40.29	5.74
	50m 29.69	100m 1:02.95	150m 1:39.46	200m 2:15.41	250m 2:55.10	300m 3:35.49	350m 4:08.24	
		33.26	36.51	35.95	39.69	40.39	32.75	32.05
20	3	8	HUNKS Tanya	1980	CAN	0.81	4:40.63	6.08
	50m 30.63	100m 1:03.99	150m 1:40.24	200m 2:15.04	250m 2:55.20	300m 3:36.35	350m 4:09.15	
		33.36	36.25	34.80	40.16	41.15	32.80	31.48



Event No. 4

Rank	Heat	Lane	Name	Year of Birth	NOC Code	R.T.	Time	Time Behind
21	5	1	PENGELLY Jessica	1991	RSA	0.70	4:41.04	6.49
	50m 29.20	100m 1:04.06 34.86	150m 1:39.39 35.33	200m 2:13.78 34.39	250m 2:53.53 39.75	300m 3:33.91 40.38	350m 4:08.09 34.18	32.95
22	3	1	HAMILL Samantha	1991	AUS	0.75	4:41.89	7.34
	50m 29.65	100m 1:02.79 33.14	150m 1:38.30 35.51	200m 2:13.44 35.14	250m 2:53.92 40.48	300m 3:35.77 41.85	350m 4:09.10 33.33	32.79
23	5	6	ANDRACA Joanne	1988	FRA	0.83	4:43.88	9.33
	50m 29.85	100m 1:03.74 33.89	150m 1:40.05 36.31	200m 2:15.39 35.34	250m 2:56.65 41.26	300m 3:38.02 41.37	350m 4:11.67 33.65	32.21
24	3	2	NORFOLK Helen	1981	NZL	0.85	4:44.22	9.67
	50m 29.86	100m 1:03.28 33.42	150m 1:39.34 36.06	200m 2:14.47 35.13	250m 2:55.60 41.13	300m 3:37.95 42.35	350m 4:10.79 32.84	33.43
25	2	5	LIU Jing	1990	CHN	0.80	4:44.96	10.41
	50m 29.76	100m 1:03.80 34.04	150m 1:40.00 36.20	200m 2:14.98 34.98	250m 2:56.71 41.73	300m 3:38.74 42.03	350m 4:12.27 33.53	32.69
26	2	1	STEINEGGER Joerdis	1983	AUT	0.89	4:45.15	10.60
	50m 29.73	100m 1:03.83 34.10	150m 1:39.80 35.97	200m 2:15.13 35.33	250m 2:57.48 42.35	300m 3:40.07 42.59	350m 4:13.07 33.00	32.08
27	4	2	HARUGUCHI Saori	1987	JPN	0.77	4:45.22	10.67
	50m 29.22	100m 1:01.79 32.57	150m 1:37.34 35.55	200m 2:12.45 35.11	250m 2:54.83 42.38	300m 3:38.63 43.80	350m 4:11.99 33.36	33.23
28	1	3	NAM Yoosun	1985	KOR	0.88	4:46.74	12.19
	50m 30.82	100m 1:05.27 34.45	150m 1:42.53 37.26	200m 2:19.24 36.71	250m 2:59.20 39.96	300m 3:39.76 40.56	350m 4:13.68 33.92	33.06
29	4	8	KOMARNYCKY Alexa	1989	CAN	0.80	4:46.98	12.43
	50m 30.74	100m 1:04.95 34.21	150m 1:42.64 37.69	200m 2:18.71 36.07	250m 2:59.66 40.95	300m 3:41.60 41.94	350m 4:14.96 33.36	32.02
30	2	8	ESCOBAR Susana	1987	MEX	0.77	4:47.32	12.77
	50m 30.80	100m 1:04.66 33.86	150m 1:42.03 37.37	200m 2:18.36 36.33	250m 3:00.69 42.33	300m 3:42.80 42.11	350m 4:15.54 32.74	31.78
31	2	6	KARPEEVA Svetlana	1985	RUS	0.73	4:50.22	15.67
	50m 29.46	100m 1:03.92 34.46	150m 1:41.29 37.37	200m 2:18.32 37.03	250m 2:58.38 40.06	300m 3:39.92 41.54	350m 4:15.43 35.51	34.79
32	1	6	QUAH Ting Wen	1992	SIN	0.62	4:51.25	16.70
	50m 29.41	100m 1:03.73 34.32	150m 1:40.79 37.06	200m 2:16.82 36.03	250m 3:02.51 45.69	300m 3:47.22 44.71	350m 4:19.72 32.50	31.53
33	2	2	SCHILLER Katharina	1984	GER	0.83	4:51.52	16.97
	50m 29.81	100m 1:03.46 33.65	150m 1:40.52 37.06	200m 2:17.84 37.32	250m 3:00.47 42.63	300m 3:43.04 42.57	350m 4:16.90 33.86	34.62
34	1	4	LEW Yih Wey	1991	MAS	0.90	4:55.83	21.28
	50m 30.80	100m 1:05.90 35.10	150m 1:44.03 38.13	200m 2:20.52 36.49	250m 3:02.74 42.22	300m 3:46.07 43.33	350m 4:21.88 35.81	33.95
35	1	5	POLD Anna-Liisa	1990	EST	0.75	4:58.21	23.66
	50m 29.98	100m 1:04.86 34.88	150m 1:43.35 38.49	200m 2:20.28 36.93	250m 3:04.12 43.84	300m 3:48.64 44.52	350m 4:24.12 35.48	34.09
36	2	4	BARDACH Georgina	1983	ARG	0.83	5:00.87	26.32
	50m 30.87	100m 1:06.17 35.30	150m 1:44.97 38.80	200m 2:22.97 38.00	250m 3:06.06 43.09	300m 3:50.07 44.01	350m 4:25.99 35.92	34.88
37	1	7	THAVEESUPSOONTHORN Nimitta	1989	THA	0.77	5:02.18	27.63
	50m 32.01	100m 1:07.63 35.62	150m 1:46.99 39.36	200m 2:24.99 38.00	250m 3:08.97 43.98	300m 3:53.22 44.25	350m 4:28.15 34.93	34.03
	1	2	MATHLOUTHI Maroua	1988	TUN		DNS	

Legend:

DNS Did not start Q Qualified for the next phase R.T. Reaction time



RESULTS

比赛成绩 / Résultats

	Record	Splits	NOC (Relay)	Location	Date
WR	3:33.62	53.77 1:47.38 2:41.00	NED - Netherlands	Eindhoven (NED)	18 MAR 2008
OR	3:35.94	54.75 1:48.32 2:42.99	AUS - Australia	Athens (GRE)	14 AUG 2004

Event No. 6

Rank	Lane	NOC	Name	R.T.	50m	100m	Time	Time Behind
1	6	NED - Netherlands	DEKKER Inge KROMOWIDJOJO Ranomi HEEMSKERK Femke VELDHUIS Marleen	0.84 0.27 0.37 0.21	26.11 25.14 25.35 24.61	54.37 (7) 53.39 (2) 53.42 (1) 52.58 (1)	3:33.76	OR
2	3	USA - United States	COUGHLIN Natalie NYMEYER Lacey JOYCE Kara Lynn TORRES Dara	0.68 0.25 0.27 0.15	25.74 25.77 25.76 24.99	54.00 (3) 53.91 (3) 53.98 (2) 52.44 (2)	3:34.33	0.57 AM
3	7	AUS - Australia	CAMPBELL Cate MILLS Alice SCHLANGER Melanie TRICKETT Lisbeth	0.80 0.19 0.17 0.21	25.89 25.66 26.05 25.04	54.43 (8) 54.43 (7) 53.85 (3) 52.34 (3)	3:35.05	1.29 OC
4	4	CHN - China	ZHU Yingwen TANG Yi XU Yanwei PANG Jiaying	0.79 0.34 0.11 0.11	26.15 26.09 25.71 25.40	54.12 (4) 54.19 (5) 54.64 (4) 52.69 (4)	3:35.64	1.88 AS
5	5	GER - Germany	STEFFEN Britta FREITAG Meike GOTZ Daniela BUSCHSCHULTE Antje	0.78 0.23 0.28 0.06	25.91 26.01 25.74 25.72	53.38 (1) 54.30 (1) 55.34 (5) 53.83 (5)	3:36.85	3.09 OR
6	2	FRA - France	COUDERC Celine POPCHANKA Alena ETIENNE Ophelie-Cyrielle METELLA Malia	0.81 0.27 0.25 0.14	26.12 26.33 26.40 25.58	54.32 (5) 54.54 (7) 54.79 (8) 54.03 (6)	3:37.68	3.92
7	8	GBR - Great Britain	HALSALL Francesca McCLATCHEY Caitlin SYLVESTER Jessica MARSHALL Melanie	0.72 0.30 0.30 0.07	25.99 26.12 26.41 25.89	53.81 (2) 54.48 (4) 55.34 (7) 54.55 (7)	3:38.18	4.42
8	1	CAN - Canada	WILKINSON Julia MORNINGSTAR Erica SAUMUR Genevieve LACROIX Audrey	0.77 0.19 0.27 0.19	26.40 25.55 26.11 25.97	54.33 (6) 54.35 (6) 54.68 (6) 54.96 (8)	3:38.32	4.56

Legend:

AM Americas record
R.T. Reaction time

AS Asian record

OC Oceanian record

OR Olympic record



RESULTS SUMMARY

比赛成绩综合 / Résumé des résultats

	Record	Splits		NOC (Relay)		Location	Date
WR	3:33.62	53.77	1:47.38	2:41.00	NED - Netherlands	Eindhoven (NED)	18 MAR 2008
OR	3:35.94	54.75	1:48.32	2:42.99	AUS - Australia	Athens (GRE)	14 AUG 2004

										Event No. 6
Rank	Heat	Lane	NOC	Name	R.T.	50m	100m	Time	Time Behind	
1	1	3	CHN - China	ZHU Yingwen	0.84	26.56	54.53	3:36.78		Q AS
				TANG Yi	0.32	25.98	54.29	1:48.82		
				XU Yanwei	0.25	26.46	55.13	2:43.95		
				PANG Jiaying	0.30	25.41	52.83	3:36.78		
2	1	5	GER - Germany	FREITAG Meike	0.79	26.32	54.53	3:37.52	0.74	Q
				BUSCHSCHULTE Antje	0.22	25.92	54.29	1:48.82		
				GOTZ Daniela	0.15	25.59	54.54	2:43.36		
				STEFFEN Britta	0.47	25.98	54.16	3:37.52		
3	2	5	USA - United States	JOYCE Kara Lynn	0.74	26.22	54.13	3:37.53	0.75	Q
				SMIT Julia	0.20	26.18	54.73	1:48.86		
				SILVER Emily	0.33	26.26	54.81	2:43.67		
				NYMEYER Lacey	0.28	26.02	53.86	3:37.53		
4	2	4	NED - Netherlands	KROMOWIDJOJO Ranomi	0.82	26.08	54.41	3:37.61	0.83	Q
				SCHREUDER Hinkelien	0.47	25.83	55.31	1:49.72		
				HEEMSKERK Femke	0.27	25.51	53.58	2:43.30		
				van ROOIJEN Manon	0.33	25.86	54.31	3:37.61		
5	2	6	FRA - France	COUDERC Celine	0.79	25.86	53.97	3:37.76	0.98	Q
				SHCHERBA-LORGERIL Hanna	0.25	26.42	54.95	1:48.92		
				ETIENNE Ophelie-Cyrielle	0.29	26.42	54.72	2:43.64		
				POPCHANKA Alena	0.41	26.07	54.12	3:37.76		
6	1	4	AUS - Australia	CAMPBELL Cate	0.85	26.51	54.65	3:37.81	1.03	Q
				MILLS Alice	0.34	25.87	54.55	1:49.20		
				SCHLANGER Melanie	0.12	26.53	54.69	2:43.89		
				REESE Shayne	0.44	25.69	53.92	3:37.81		
7	2	2	CAN - Canada	WILKINSON Julia	0.79	26.67	54.48	3:38.82	2.04	Q
				MORNINGSTAR Erica	0.28	25.63	54.38	1:48.86		
				SAUMUR Genevieve	0.44	26.32	55.11	2:43.97		
				LACROIX Audrey	0.19	25.95	54.85	3:38.82		
8	1	6	GBR - Great Britain	HALSALL Francesca	0.74	26.39	54.36	3:39.18	2.40	Q
				McCLATCHEY Caitlin	0.28	26.36	54.42	1:48.78		
				BECKETT Julia	0.31	26.45	55.64	2:44.42		
				MARSHALL Melanie	0.25	26.22	54.76	3:39.18		
9	1	1	JPN - Japan	UEDA Haruka	0.84	26.88	55.13	3:39.25	2.47	
				YAMAGUCHI Misaki	0.09	25.97	54.14	1:49.27		
				KITAGAWA Asami	0.25	26.10	54.47	2:43.74		
				MITA Maki	0.29	26.66	55.51	3:39.25		
10	1	8	ITA - Italy	FERRAIOLI Erika	0.78	26.89	56.10	3:40.42	3.64	
				PELLEGRINI Federica	0.29	25.86	53.42	1:49.52		
				SIMONETTO Maria Laura	0.13	26.49	55.97	2:45.49		
				CHIUSO Cristina	0.02	25.67	54.93	3:40.42		
11	2	3	SWE - Sweden	MARKO-VARGA Ida	0.85	26.69	55.04	3:40.52	3.74	
				ALSHAMMAR Therese	0.23	25.37	54.80	1:49.84		
				KAMMERLING Anna-Karin	0.33	25.72	55.06	2:44.90		
				HEDENSKOG Claire	0.35	25.94	55.62	3:40.52		



Event No. 6

Rank	Heat	Lane	NOC	Name	R.T.	50m	100m	Time	Time Behind
12	1	2	RUS - Russian Fed.	AKSENOVA Anastasia	0.84	27.15	56.57	3:42.52	5.74
				SOKOLOVA Elena	0.20	26.38	55.20	1:51.77	
				BELYAKINA Daria	0.16	26.26	55.23	2:47.00	
				KARPEEVA Svetlana	0.17	26.36	55.52	3:42.52	
13	1	7	BRA - Brazil	BARBOSA Tatiana	0.80	26.78	55.08	3:42.85	6.07
				CAZZIOLATO Flavia	0.36	26.40	56.13	1:51.21	
				LENHARDT Michelle	0.20	26.54	55.90	2:47.11	
				FERREIRA Monique	0.01	26.36	55.74	3:42.85	
14	2	1	UKR - Ukraine	STEPANYUK Darya	0.82	27.05	55.79	3:44.72	7.94
				DIKIDZHI Kateryna	0.42	26.43	55.44	1:51.23	
				DZERKAL Ganna	0.52	26.95	56.95	2:48.18	
				KHUDYAKOVA Nataliya	0.10	26.71	56.54	3:44.72	
15	2	7	RSA - South Africa	CORFE Melissa	0.70	26.85	55.93	3:51.14	14.36
				TROTT Wendy	0.32	27.80	57.83	1:53.76	
				LOOTS Mandy	0.34	27.47	58.31	2:52.07	
				MEAKLIM Katheryn	0.39	28.14	59.07	3:51.14	
	2	8	BLR - Belarus					DNS	

Legend:

AS Asian record DNS Did not start Q Qualified for the next phase R.T. Reaction time



RESULTS

比赛成绩 / Résultats

	Record	Splits	NOC (Relay)	Location	Date
WR	7:50.09	57.55 1:56.43 2:52.87 3:53.92	USA - United States	Melbourne (AUS)	29 MAR 2007
OR	7:50.37	4:51.60 5:53.11 6:49.47 7:50.37	FRA - France	Beijing (CHN)	13 AUG 2008
		4:53.46 5:54.51 6:51.54			

Event No. 24

Rank	Lane	NOC	Name	R.T.	50m	100m	150m	200m	Time	Time Behind
1	7	AUS - Australia							7:44.31	WR
			RICE Stephanie	0.87	27.45	56.98	1:26.94	1:56.60	(2) 1:56.60	=OC
			BARRATT Bronte	0.42	27.37	56.89	1:26.65	1:56.58	(1) 3:53.18	
			PALMER Kylie	0.06	26.54	55.80	1:25.60	1:55.22	(1) 5:48.40	
			MACKENZIE Linda	0.09	27.07	56.82	1:26.71	1:55.91	(1) 7:44.31	
2	6	CHN - China							7:45.93	1.62 AS
			YANG Yu	0.73	27.45	57.01	1:27.35	1:56.79	(3) 1:56.79	
			ZHU Qianwei	0.29	27.49	57.38	1:27.66	1:56.64	(2) 3:53.43	
			TAN Miao	0.34	27.51	57.90	1:28.20	1:58.11	(2) 5:51.54	
			PANG Jiaying	0.16	25.99	55.28	1:24.96	1:54.39	(2) 7:45.93	
3	5	USA - United States							7:46.33	2.02 AM
			SCHMITT Allison	0.71	27.23	56.59	1:27.06	1:57.71	(4) 1:57.71	
			COUGHLIN Natalie	0.24	27.31	56.97	1:27.02	1:57.19	(4) 3:54.90	
			BURCKLE Caroline	0.20	27.17	56.67	1:26.77	1:56.70	(3) 5:51.60	
			HOFF Katie	0.24	26.61	55.61	1:25.04	1:54.73	(3) 7:46.33	
4	3	ITA - Italy							7:49.76	5.45 ER
			SPAGNOLO Renata Fabiola	0.74	27.84	57.57	1:27.66	1:58.31	(6) 1:58.31	
			FILIPPI Alessia	0.22	26.86	56.35	1:26.46	1:56.68	(5) 3:54.99	
			ZOCCARI Flavia	0.32	27.53	57.45	1:28.24	1:59.80	(5) 5:54.79	
			PELLEGRINI Federica	0.52	26.61	55.58	1:25.61	1:54.97	(4) 7:49.76	
5	4	FRA - France							7:50.66	6.35
			BALMY Coralie	0.83	27.55	56.89	1:27.01	1:56.57	(1) 1:56.57	
			ETIENNE Ophelie-Cyrielle	0.41	28.03	58.05	1:28.12	1:57.95	(3) 3:54.52	
			MONGEL Aurore	0.32	28.28	58.58	1:28.76	1:58.62	(4) 5:53.14	
			MUFFAT Camille	0.12	27.16	57.00	1:27.38	1:57.52	(5) 7:50.66	
6	1	HUN - Hungary							7:55.53	11.22
			MUTINA Agnes	0.69	28.44	58.43	1:28.67	1:58.17	(5) 1:58.17	
			VERRASZTO Evelin	0.49	26.81	56.40	1:27.32	1:57.80	(6) 3:55.97	
			DARA Eszter	0.30	26.65	56.93	1:28.44	2:00.39	(7) 5:56.36	
			JAKABOS Zsuzsanna	0.31	27.16	56.63	1:27.79	1:59.17	(6) 7:55.53	
7	8	JPN - Japan							7:57.56	13.25
			UEDA Haruka	0.83	27.75	57.50	1:27.92	1:58.44	(7) 1:58.44	
			YAMAGUCHI Misaki	0.08	27.20	57.18	1:27.47	1:58.51	(7) 3:56.95	
			MITA Maki	0.05	27.66	57.88	1:28.54	1:58.78	(6) 5:55.73	
			TAKANABE Emi	0.12	28.07	59.12	1:30.68	2:01.83	(7) 7:57.56	
8	2	SWE - Sweden							7:59.83	15.52
			LILLHAGE Josefin	0.82	28.44	58.49	1:29.24	2:00.48	(8) 2:00.48	
			FAGUNDEZ Gabriella	0.42	27.31	57.72	1:28.76	2:00.09	(8) 4:00.57	
			MARKO-VARGA Ida	0.17	26.97	56.88	1:27.73	1:58.58	(8) 5:59.15	
			GRANLUND Petra	0.20	27.62	58.06	1:29.35	2:00.68	(8) 7:59.83	

Legend:

= Equal record AM Americas record AS Asian record ER European record
OC Oceanian record R.T. Reaction time WR World record



RESULTS SUMMARY

比赛成绩综合 / Résumé des résultats

	Record	Splits				NOC (Relay)	Location	Date
WR	7:50.09	57.55	1:56.43	2:52.87	3:53.92	USA - United States	Melbourne (AUS)	29 MAR 2007
		4:51.60	5:53.11	6:49.47				
OR	7:53.42	58.49	1:57.74	2:55.73	3:57.13	USA - United States	Athens (GRE)	18 AUG 2004
		4:54.80	5:55.25	6:52.56				

Event No. 24

Rank	Heat	Lane	NOC	Name	R.T.	50m	100m	150m	200m	Time	Time Behind
1	1	4	FRA - France	POPCHANKA Alena	0.74	27.74	57.86	1:28.31	1:58.27	7:50.37	Q OR
				COUDERC Celine	0.36	27.58	57.47	1:28.20	1:58.92	1:58.27	
				MUFFAT Camille	-0.03	26.46	56.27	1:26.57	1:57.32	5:54.51	
				BALMY Coralie	0.16	27.23	57.03	1:27.12	1:55.86	7:50.37	
2	2	4	USA - United States	BURCKLE Caroline	0.77	27.95	57.56	1:27.80	1:57.86	7:52.43	2.06 Q
				MARSHALL Christine	0.38	27.22	57.06	1:27.49	1:58.58	3:56.44	
				VANDENBERG Kim	0.25	27.80	58.13	1:28.42	1:58.31	5:54.75	
				SMIT Julia	0.08	27.44	57.87	1:28.12	1:57.68	7:52.43	
3	2	3	ITA - Italy	SPAGNOLO Renata Fabiola	0.73	27.91	57.98	1:28.31	1:58.91	7:53.38	3.01 Q
				ZOCCARI Flavia	0.35	27.85	57.98	1:28.55	1:58.88	3:57.79	
				CARPANESE Alice	0.22	27.36	57.48	1:28.63	1:59.50	5:57.29	
				PELLEGRINI Federica	0.44	26.83	56.04	1:26.12	1:56.09	7:53.38	
4	1	2	CHN - China	YANG Yu	0.72	27.49	57.40	1:27.86	1:57.49	7:53.77	3.40 Q AS
				TAN Miao	0.34	27.92	58.63	1:29.12	1:58.84	3:56.33	
				TANG Jingzhi	0.41	27.07	57.94	1:29.27	2:00.20	5:56.53	
				ZHU Qianwei	0.31	27.52	57.48	1:27.96	1:57.24	7:53.77	
5	1	6	SWE - Sweden	FAGUNDEZ Gabriella	0.84	28.01	58.28	1:28.50	1:58.43	7:53.83	3.46 Q
				MARKO-VARGA Ida	0.36	27.41	57.89	1:28.12	1:58.40	3:56.83	
				GRANLUND Petra	0.25	27.88	58.22	1:28.94	1:59.67	5:56.50	
				LILLHAGE Josefin	0.33	27.45	57.27	1:27.44	1:57.33	7:53.83	
6	2	6	AUS - Australia	GALVEZ Felicity	0.73	27.52	57.16	1:27.82	1:58.00	7:55.10	4.73 Q
				BAINBRIDGE Angie	0.28	26.95	56.63	1:27.35	1:58.17	1:58.00	
				SCHLANGER Melanie	0.30	28.32	58.82	1:29.50	2:00.99	3:56.17	
				DAVENPORT Lara	0.28	27.79	57.85	1:27.85	1:57.94	5:57.16	
7	2	7	HUN - Hungary	MUTINA Agnes	0.66	27.39	57.05	1:27.87	1:59.42	7:55.26	4.89 Q
				VERRASZTO Evelin	0.34	26.48	55.78	1:26.40	1:56.92	1:59.42	
				DARA Eszter	0.37	26.57	56.72	1:28.22	2:00.45	3:56.34	
				JAKABOS Zsuzsanna	0.15	27.43	57.24	1:28.12	1:58.47	5:56.79	
8	2	2	JPN - Japan	UEDA Haruka	0.85	27.67	57.59	1:27.87	1:58.09	7:55.63	5.26 Q
				YAMAGUCHI Misaki	0.01	27.13	57.24	1:27.70	1:57.93	1:58.09	
				TAKANABE Emi	0.17	28.16	58.98	1:30.58	2:01.28	3:56.02	
				MITA Maki	0.09	27.55	57.67	1:28.04	1:58.33	5:57.30	
9	2	5	GBR - Great Britain	JACKSON Joanne	0.73	27.73	57.21	1:27.62	1:57.70	7:55.63	5.79
				MARSHALL Melanie	0.33	27.18	57.29	1:28.01	1:58.44	1:57.70	
				MILEY Hannah	0.30	28.14	58.65	1:29.55	1:59.95	3:56.14	
				HALSALL Francesca	0.44	27.82	57.69	1:28.77	2:00.07	5:56.09	
10	1	1	CAN - Canada	HORNER Stephanie	0.77	28.14	57.45	1:27.36	1:58.00	7:56.16	5.89
				SAUMUR Genevieve	0.20	27.56	58.26	1:28.91	1:59.23	1:58.00	
				MORNINGSTAR Erica	0.29	26.97	57.45	1:29.00	2:00.91	3:57.23	
				WILKINSON Julia	0.34	27.65	57.59	1:28.18	1:58.12	5:58.14	
										7:56.26	



Event No. 24

Rank	Heat	Lane	NOC	Name	R.T.	50m	100m	150m	200m	Time	Time Behind
11	1	3	NED - Netherlands	HEEMSKERK Femke	0.89	27.51	57.39	1:27.20	1:58.29	1:58.29	6.23
				KROMOWIDJOJO Ranomi	0.21	27.12	57.61	1:28.02	1:58.29	3:56.58	
				de JONGE Saskia	0.18	26.80	57.45	1:28.72	2:00.71	5:57.29	
				van ROOIJEN Manon	0.49	27.63	57.34	1:28.12	1:59.31	7:56.60	
12	1	5	GER - Germany	FREITAG Meike	0.78	27.67	58.02	1:28.11	1:58.09	1:58.09	7.74
				DALLMANN Petra	0.35	27.99	58.56	1:29.74	1:59.55	3:57.64	
				SAMULSKI Daniela	0.13	27.14	57.95	1:30.04	2:01.67	5:59.31	
				LURZ Annika	0.28	27.32	57.01	1:27.68	1:58.80	7:58.11	
13	2	1	DEN - Denmark	HJORTH-HANSEN Julie	0.79	28.17	57.97	1:28.46	1:59.16	1:59.16	10.44
				JENSEN Micha Kathrine Oestergaar	0.18	27.79	58.63	1:30.27	2:01.67	4:00.83	
				JANSEN Louise Mai	0.23	27.88	58.51	1:29.60	2:00.31	6:01.14	
				FRIIS Lotte	0.26	27.47	57.91	1:29.12	1:59.67	8:00.81	
14	1	7	ESP - Spain	COSTA Melania Felicitas	0.85	28.47	59.05	1:30.21	2:00.92	2:00.92	10.53
				FUSTER Maria	0.28	27.76	58.20	1:29.23	2:00.00	4:00.92	
				FELIZ Noemi	0.16	27.48	57.82	1:29.00	1:59.77	6:00.69	
				RAMOS Arantxa	0.00	28.70	59.01	1:29.94	2:00.21	8:00.90	
15	1	8	POL - Poland	BARZYCKA Paulina	0.89	28.62	59.18	1:29.94	2:00.99	2:00.99	17.03
				WILK Katarzyna	0.26	27.78	58.84	1:30.61	2:02.78	4:03.77	
				SZCZEPANIAK Karolina Paulina	0.26	28.59	59.98	1:31.06	2:01.94	6:05.71	
				BARANOWSKA Katarzyna	0.40	28.08	58.73	1:30.31	2:01.69	8:07.40	
	2	8	NZL - New Zealand	NORFOLK Helen	0.79	27.88	57.29	1:28.18	2:00.24	2:00.24	
				BOYLE Lauren	0.26	27.67	57.49	1:27.86	1:58.01	3:58.25	
				PALMER Hayley	0.45	27.59	57.70	1:28.16	1:59.92	5:58.17	
				HIND Natasha	-0.04					DSQ	

Legend:

AS Asian record
R.T. Reaction time

DSQ Disqualified

OR Olympic record

Q Qualified for the next phase



RESULTS

比赛成绩 / Résultats

	Record	Splits	NOC (Relay)	Location	Date
WR	3:55.74	1:00.79 2:05.73 3:02.91	AUS - Australia	Melbourne (AUS)	31 MAR 2007
OR	3:57.32	1:01.18 2:07.68 3:04.35	AUS - Australia	Athens (GRE)	21 AUG 2004

Event No. 31

Rank	Lane	NOC	Name	R.T.	50m	100m	Time	Time Behind
1	4	AUS - Australia	SEEBOHM Emily JONES Leisel SCHIPPER Jessica TRICKETT Lisbeth	0.57 0.19 0.22 0.24	28.91 30.38 26.10 25.19	59.33 1:04.58 56.25 52.53	(4) 59.33 (1) 2:03.91 (1) 3:00.16 (1) 3:52.69	WR
2	3	USA - United States	COUGHLIN Natalie SONI Rebecca MAGNUSON Christine TORRES Dara	0.61 0.28 0.28 0.12	28.39 30.88 26.09 24.97	58.94 1:05.95 56.14 52.27	(1) 58.94 (2) 2:04.89 (2) 3:01.03 (2) 3:53.30	0.61 AM
3	6	CHN - China	ZHAO Jing SUN Ye ZHOU Yafei PANG Jiaying	0.54 0.00 0.20 0.12	29.12 31.02 26.29 25.04	59.56 1:06.75 57.40 52.40	(5) 59.56 (4) 2:06.31 (3) 3:03.71 (3) 3:56.11	3.42 AS
4	5	GBR - Great Britain	SPOFFORTH Gemma HAYWOOD Kate LOWE Gemma HALSALL Francesca	0.62 0.26 0.23 0.00	29.04 31.21 26.10 24.61	59.05 1:07.51 58.13 52.81	(2) 59.05 (5) 2:06.56 (5) 3:04.69 (4) 3:57.50	4.81 ER
5	2	RUS - Russian Fed.	ZUEVA Anastasia EFIMOVA Yuliya SUTYAGINA Natalia AKSENOVA Anastasia	0.77 0.24 0.21 0.28	29.05 30.30 26.70 25.37	59.16 1:06.46 58.09 54.13	(3) 59.16 (3) 2:05.62 (3) 3:03.71 (5) 3:57.84	5.15
6	7	JPN - Japan	NAKAMURA Reiko KITAGAWA Asami KATO Yuka UEDA Haruka	0.61 0.23 0.27 0.18	29.04 31.20 26.53 26.39	59.74 1:07.04 58.17 54.59	(6) 59.74 (6) 2:06.78 (6) 3:04.95 (6) 3:59.54	6.85
7	8	CAN - Canada	WILKINSON Julia PIERSE Annamay LACROIX Audrey MORNINGSTAR Erica	0.68 0.19 0.28 0.21	30.24 31.49 27.39 25.72	1:01.35 1:06.91 59.01 54.08	(7) 1:01.35 (7) 2:08.26 (7) 3:07.27 (7) 4:01.35	8.66
	1	SWE - Sweden	SJOSTROM Sarah HOSTMAN Joline KAMMERLING Anna-Karin LILLHAGE Josefin	0.75 0.36 -0.03 -0.10	30.42 31.80 25.81 -	1:02.63 1:08.11 58.51 -	(8) 1:02.63 (8) 2:10.74 (8) 3:09.25 -	DSQ

Legend:

AM Americas record	AS Asian record	DSQ Disqualified	ER European record
OC Oceanian record	R.T. Reaction time	WR World record	



RESULTS SUMMARY

比赛成绩综合 / Résumé des résultats

	Record	Splits	NOC (Relay)	Location	Date
WR	3:55.74	1:00.79 2:05.73 3:02.91	AUS - Australia	Melbourne (AUS)	31 MAR 2007
OR	3:57.32	1:01.18 2:07.68 3:04.35	AUS - Australia	Athens (GRE)	21 AUG 2004

Event No. 31

Rank	Heat	Lane	NOC	Name	R.T.	50m	100m	Time	Time Behind
1	2	4	AUS - Australia	SEEBOHM Emily	0.60	29.15	59.95	3:57.94	Q
				WHITE Tarnee	0.12	30.36	1:06.81	2:06.76	
				GALVEZ Felicity	0.31	26.45	56.82	3:03.58	
				REESE Shayne	0.45	25.87	54.36	3:57.94	
2	2	5	GBR - Great Britain	SPOFFORTH Gemma	0.63	29.63	1:00.33	3:59.14	1.20 Q ER
				HAYWOOD Kate	0.37	31.15	1:08.00	2:08.33	
				LOWE Gemma	0.16	26.29	57.34	3:05.67	
				HALSALL Francesca	0.32	25.56	53.47	3:59.14	
3	1	4	USA - United States	HOELZER Margaret	0.71	29.12	59.29	3:59.15	1.21 Q
				JENDRICK Megan	0.06	31.04	1:07.17	2:06.46	
				BREEDEN Elaine	0.46	27.03	58.59	3:05.05	
				JOYCE Kara Lynn	0.30	25.79	54.10	3:59.15	
4	1	5	CHN - China	XU Tianlongzi	0.58	29.94	1:01.13	3:59.21	1.27 Q AS
				SUN Ye	0.12	31.23	1:06.85	2:07.98	
				ZHOU Yafei	0.29	26.32	56.94	3:04.92	
				PANG Jiaying	0.24	25.86	54.29	3:59.21	
5	2	3	RUS - Russian Fed.	MOSKVINA Kseniya	0.70	29.78	1:01.05	3:59.66	1.72 Q
				EFIMOVA Yuliya	0.44	30.73	1:06.45	2:07.50	
				SUTYAGINA Natalia	0.21	26.93	58.31	3:05.81	
				AKSENOVA Anastasia	0.47	25.48	53.85	3:59.66	
6	1	3	JPN - Japan	ITO Hanae	0.62	29.50	1:00.34	3:59.91	1.97 Q
				KITAGAWA Asami	0.35	31.23	1:07.33	2:07.67	
				KATO Yuka	0.36	26.43	57.69	3:05.36	
				UEDA Haruka	0.37	26.32	54.55	3:59.91	
7	2	7	SWE - Sweden	SJOSTROM Sarah	0.72	30.32	1:02.48	4:02.12	4.18 Q
				HOSTMAN Joline	0.36	31.93	1:08.48	2:10.96	
				KAMMERLING Anna-Karin	0.00	25.78	57.57	3:08.53	
				LILLHAGE Josefin	0.32	25.55	53.59	4:02.12	
8	2	2	CAN - Canada	WILKINSON Julia	0.76	29.91	1:00.90	4:02.13	4.19 Q
				PIERSE Annamay	0.44	31.69	1:07.22	2:08.12	
				LACROIX Audrey	0.25	27.67	59.84	3:07.96	
				MORNINGSTAR Erica	0.27	25.50	54.17	4:02.13	
9	1	8	GER - Germany	BUSCHSCHULTE Antje	0.61	29.44	1:00.51	4:02.53	4.59
				POEWE Sarah	0.38	31.89	1:08.95	2:09.46	
				SAMULSKI Daniela	0.30	27.32	59.78	3:09.24	
				STEFFEN Britta	0.21	25.44	53.29	4:02.53	
10	1	2	BRA - Brazil	MOLINA Fabiola	0.61	29.67	1:00.71	4:02.61	4.67
				SAKEMI Tatiane	0.43	33.17	1:10.42	2:11.13	
				SILVA Gabriella	-0.02	25.91	56.97	3:08.10	
				BARBOSA Tatiana	0.11	26.11	54.51	4:02.61	
11	1	1	FRA - France	CASTEL Alexianne	0.74	30.06	1:01.28	4:02.95	5.01
				de RONCHI Sophie	0.16	31.56	1:08.75	2:10.03	
				MONGEL Aurore	0.35	27.34	58.64	3:08.67	
				POPCHANKA Alena	0.44	26.32	54.28	4:02.95	



Event No. 31

Rank	Heat	Lane	NOC	Name	R.T.	50m	100m	Time	Time Behind
12	2	6	RSA - South Africa	CORFE Melissa	0.58	30.57	1:02.62	4:04.20	6.26
				van BILJON Suzaan	0.25	31.70	1:07.90	2:10.52	
				LOOTS Mandy	0.32	27.28	58.76	3:09.28	
				RETIEF Lize-Mari	0.24	25.56	54.92	4:04.20	
13	1	6	NED - Netherlands	HEEMSKERK Femke	0.70	30.66	1:02.97	4:04.74	6.80
				van VALKENGOED Jolijn	0.44	32.47	1:10.85	2:13.82	
				DEKKER Inge	-0.01	26.08	57.41	3:11.23	
				KROMOWIDJOJO Ranomi	0.28	25.66	53.51	4:04.74	
14	2	8	ITA - Italy	ARMELLINI Romina	0.63	30.91	1:02.49	4:04.93	6.99
				PANARA Roberta	0.27	31.74	1:08.36	2:10.85	
				BIANCHI Ilaria	0.30	26.76	58.09	3:08.94	
				PELLEGRINI Federica	0.24	26.88	55.99	4:04.93	
15	1	7	ESP - Spain	ZHIVANEVSKAYA Nina Alexandrovna	0.65	29.80	1:00.77	4:06.40	8.46
				BELMONTE Mireia	0.15	33.19	1:10.46	2:11.23	
				SAN JUAN Angela	0.22	27.94	1:00.08	3:11.31	
				FUSTER Maria	-0.03	26.33	55.09	4:06.40	
16	2	1	UKR - Ukraine	AMSHENNIKOVA Iryna	0.64	30.16	1:03.63	4:08.62	10.68
				PIDLISNA Yuliya	0.10	32.21	1:09.53	2:13.16	
				ZUBKOVA Kateryna	0.18	27.17	59.65	3:12.81	
				STEPANYUK Darya	0.25	26.40	55.81	4:08.62	

Legend:

AS Asian record ER European record Q Qualified for the next phase R.T. Reaction time



WED 星期三 MER
20 AUG 2008
09:00

OFFICIAL RESULTS
正式成绩 / RÉSULTATS OFFICIELS

Rank	Bib Number	Name	NOC Code	Year of Birth	Time	Time Behind
1	12	ILCHENKO Larisa	RUS	1988	1:59:27.7	
2	21	PAYNE Keri-Anne	GBR	1987	1:59:29.2	1.5
3	2	PATTEN Cassandra	GBR	1987	1:59:31.0	3.3
4	18	MAURER Angela	GER	1975	1:59:31.9	4.2
5	1	CUNHA Ana	BRA	1992	1:59:36.8	9.1
6	15	OBERSON Swann	SUI	1986	1:59:36.9	9.2
7	20	OKIMOTO Poliana	BRA	1983	1:59:37.4	9.7
8	16	PECHANOVA Jana	CZE	1981	1:59:39.7	12.0
9	6	PINTO PEREZ Andreina del Valle	VEN	1991	1:59:40.0	12.3
10	24	GRIMALDI Martina	ITA	1988	1:59:40.7	13.0
11	17	LYMPERTA Marianna	GRE	1979	1:59:42.3	14.6
12	8	ZUPAN Teja	SLO	1990	1:59:43.7	16.0
13	4	REQUENA Yurema	ESP	1983	1:59:46.9	19.2
14	25	van DIJK Edith	NED	1973	2:00:02.8	35.1
15	14	GORMAN Melissa	AUS	1985	2:00:33.6	1:05.9
16	23	du TOIT Natalie	RSA	1984	2:00:49.9	1:22.2
17	22	INACIO Daniela	POR	1989	2:00:59.0	1:31.3
18	3	BERGLUND Eva	SWE	1984	2:01:05.0	1:37.3
19	9	FANG Yanqiao	CHN	1989	2:01:07.9	1:40.2
20	10	MARTINEZ Imelda	MEX	1982	2:01:07.9	1:40.2
21	11	MULLER Aurelie	FRA	1990	2:02:04.1	2:36.4
22	19	SUTTON Chloe	USA	1992	2:02:13.6	2:45.9
23	13	SAMORODINA Natalya	UKR	1983	2:10:41.6	11:13.9
24	5	BOGARIN Antonella	ARG	1991	2:11:35.9	12:08.2
	7	KOBRICH Kristel	CHI	1985	DNF	

Legend:

DNF Did Not Finish DNS Did Not Start DSQ Disqualified OTL Out of Time Limit



RESULTS

比赛成绩 / Résultats

	Record	Name	NOC Code	Location	Date
WR	21.28	SULLIVAN Eamon	AUS	Sydney (AUS)	28 MAR 2008
OR	21.34	CIELO FILHO Cesar	BRA	Beijing (CHN)	15 AUG 2008

Event No. 25

Rank	Lane	Name	NOC Code	R.T.	Time	Time Behind
1	4	CIELO FILHO Cesar	BRA	0.68	21.30	OR
2	1	LEVEAUX Amaury	FRA	0.75	21.45	0.15
3	5	BERNARD Alain	FRA	0.73	21.49	0.19
4	3	CALLUS Ashley	AUS	0.67	21.62	0.32
5	8	WILDMAN-TOBRINER Ben	USA	0.68	21.64	0.34
6	7	SULLIVAN Eamon	AUS	0.65	21.65	0.35
7	2	SCHOEMAN Roland	RSA	0.64	21.67	0.37 AF
8	6	NYSTRAND Stefan	SWE	0.79	21.72	0.42

Legend:

AF African record

OR Olympic record

R.T. Reaction time



RESULTS SUMMARY

比赛成绩综合 / Résumé des résultats

	Record	Name	NOC Code	Location	Date
WR	21.28	SULLIVAN Eamon	AUS	Sydney (AUS)	28 MAR 2008
OR	21.46	LEVEAUX Amaury	FRA	Beijing (CHN)	14 AUG 2008

Event No. 25

Rank	Heat	Lane	Name	Year of Birth	NOC Code	R.T.	Time	Time Behind
1	1	4	CIELO FILHO Cesar	1987	BRA	0.67	21.34	Q OR
2	2	6	BERNARD Alain	1983	FRA	0.75	21.54	0.20 Q
3	2	1	CALLUS Ashley	1979	AUS	0.67	21.68	0.34 Q
4	1	5	NYSTRAND Stefan	1981	SWE	0.79	21.71	0.37 Q
5	2	3	SCHOEMAN Roland	1980	RSA	0.66	21.74	0.40 Q
6	1	6	SULLIVAN Eamon	1985	AUS	0.66	21.75	0.41 Q
7	2	4	LEVEAUX Amaury	1985	FRA	0.79	21.76	0.42 Q
7	2	5	WILDMAN-TOBRINER Ben	1984	USA	0.75	21.76	0.42 Q
9	1	1	TAKACS Krisztian	1985	HUN	0.67	21.84	0.50
10	1	7	DRAGANJA Duje	1983	CRO	0.71	21.85	0.51
11	1	3	BOVELL III George	1983	TRI	0.67	21.86	0.52
12	1	8	LOUW Gideon	1987	RSA	0.77	21.97	0.63
13	2	2	WEBER-GALE Garrett	1985	USA	0.67	22.08	0.74
14	1	2	EL-MASRI Rafed Ziad	1982	GER	0.78	22.09	0.75
15	2	8	KIZIEROWSKI Bartosz	1977	POL	0.70	22.12	0.78
16	2	7	SANTOS Nicholas	1980	BRA	0.81	22.15	0.81

Legend:

OR Olympic record Q Qualified for the next phase R.T. Reaction time



RESULTS SUMMARY

比赛成绩综合 / Résumé des résultats

	Record	Name	NOC Code	Location	Date
WR	21.28	SULLIVAN Eamon	AUS	Sydney (AUS)	28 MAR 2008
OR	21.91	POPOV Alexander	EUN	Barcelona (ESP)	30 JUL 1992

Event No. 25

Rank	Heat	Lane	Name	Year of Birth	NOC Code	R.T.	Time	Time Behind
1	12	4	LEVEAUX Amaury	1985	FRA	0.75	21.46	Q OR
2	11	5	CIELO FILHO Cesar	1987	BRA	0.67	21.47	0.01 Q =AM
3	12	5	WILDMAN-TOBRINER Ben	1984	USA	0.77	21.75	0.29 Q
3	12	3	NYSTRAND Stefan	1981	SWE	0.80	21.75	0.29 Q
5	13	3	SCHOEMAN Roland	1980	RSA	0.66	21.76	0.30 Q
6	11	1	BOVELL III George	1983	TRI	0.67	21.77	0.31 Q
7	13	5	BERNARD Alain	1983	FRA	0.74	21.78	0.32 Q
8	13	4	SULLIVAN Eamon	1985	AUS	0.67	21.79	0.33 Q
9	11	4	WEBER-GALE Garrett	1985	USA	0.68	21.95	0.49 Q
10	12	7	EL-MASRI Rafed Ziad	1982	GER	0.76	21.96	0.50 Q
11	11	7	SANTOS Nicholas	1980	BRA	0.79	22.00	0.54 Q
12	11	3	DRAGANJA Duje	1983	CRO	0.71	22.05	0.59 Q
13	13	2	CALLUS Ashley	1979	AUS	0.67	22.11	0.65 Q
14	12	6	TAKACS Krisztian	1985	HUN	0.69	22.14	0.68 Q
15	11	6	KIZIEROWSKI Bartosz	1977	POL	0.70	22.15	0.69 Q
16	12	2	LOUW Gideon	1987	RSA	0.76	22.17	0.71 Q
17	12	1	GRECHIN Andrey	1987	RUS	0.73	22.20	0.74
18	10	4	GODEC Jernej	1986	SLO	0.71	22.21	0.75
19	8	4	LANG Flori	1983	SUI	0.61	22.27	0.81
20	9	1	DUNFORD David	1988	KEN	0.77	22.29	0.83
21	13	1	LAGUNOV Evgeniy	1985	RUS	0.73	22.30	0.84
22	11	2	NORIEGA Javier	1980	ESP	0.69	22.33	0.87
23	13	6	FOSTER Mark	1970	GBR	0.85	22.35	0.89
23	13	8	ILES Salim	1975	ALG	0.67	22.35	0.89
25	9	6	MALBERG Miko	1985	EST	0.65	22.37	0.91
26	10	5	TSAGKARAKIS Apostolos	1982	GRE	0.69	22.39	0.93
27	10	6	HORTNESS Richard	1985	CAN	0.65	22.42	0.96
28	10	7	GRANDJEAN Yoris	1989	BEL	0.74	22.45	0.99
29	10	1	RAJAKYLA Matti	1984	FIN	0.67	22.48	1.02
30	9	3	CAI Li	1987	CHN	0.72	22.50	1.04
30	9	7	CALVI Alessandro	1983	ITA	0.75	22.50	1.04
32	10	3	LIJESSEN Robert	1985	NED	0.73	22.51	1.05
33	10	2	ANDKJAER Jakob Schioett	1985	DEN	0.67	22.52	1.06
34	8	8	AYALA BENJAMIN Jacinto de Jesus	1987	DOM	0.62	22.57	1.11
35	10	8	MEOLANS Jose Martin	1978	ARG	0.80	22.58	1.12
36	9	2	RADZIONAU Andrei	1985	BLR	0.81	22.65	1.19
37	11	8	TAYLA Kaan	1986	TUR	0.72	22.66	1.20
38	13	7	DEIBLER Steffen	1987	GER	0.75	22.67	1.21
39	9	8	COAKLEY Daniel	1989	PHI	0.68	22.69	1.23
40	9	5	KHADE Virdhawal	1991	IND	0.73	22.73	1.27
41	7	4	ELLIOT Oliver	1987	CHI	0.72	22.75	1.29
42	8	3	YEGOSHIN Yuriy	1985	UKR	0.88	22.77	1.31
43	7	2	TRANDAFIR Norbert	1988	ROU	0.76	22.80	1.34
44	7	8	ARNASON Arni Mar	1987	ISL	0.76	22.81	1.35
45	7	5	ATKINSON Jevon	1984	JAM	0.67	22.83	1.37
45	8	1	MADWA Mohammad	1987	KUW	0.68	22.83	1.37
47	8	6	CAMACHO RIERA Jonathan Javier	1985	VEN	0.72	22.87	1.41
48	7	6	KUZMIN Stanislav	1986	KAZ	0.81	22.91	1.45
49	9	4	BECERRA Camilo	1980	COL	0.72	22.93	1.47



Event No. 25

Rank	Heat	Lane	Name	Year of Birth	NOC Code	R.T.	Time	Time Behind
50	8	5	PICASSO Francisco	1982	URU	0.68	23.01	1.55
51	7	3	FORDE Martyn	1985	BAR	0.64	23.08	1.62
52	8	2	BURROWS Elvis Vereance	1989	BAH	0.67	23.19	1.73
53	7	1	LABAN Joshua	1982	ISV	0.66	23.28	1.82
54	12	8	EL NADY Mohamed	1985	EGY	0.75	23.92	2.46
55	6	4	YEI YAH Yellow	1984	NGR	0.76	24.00	2.54
56	7	7	VASILEV Vitaly	1973	KGZ	0.85	24.02	2.56
57	6	5	DAVELAAR Rodion	1990	AHO	0.68	24.21	2.75
58	8	7	GIMBUTIS Rolandas	1981	LTU	0.79	24.36	2.90
59	6	6	HAMADEH Anas	1989	JOR	0.70	24.40	2.94
60	6	2	HALL Luke	1989	SWZ	0.66	24.41	2.95
61	5	7	BRIGION TOBE Alain	1986	CMR	0.66	24.53	3.07
62	1	4	DANSOU Alois	1982	BEN	0.77	24.54	3.08
63	5	5	HOXHA Sidni	1992	ALB	0.71	24.56	3.10
64	1	5	JASIM Omar	1990	BRN	0.82	24.65	3.19
65	5	4	JORDAN Zane	1991	ZAM	0.67	24.82	3.36
66	6	1	LEE Daniel	1990	SRI	0.75	24.92	3.46
67	6	7	CAMAL Chakyl	1990	MOZ	0.76	24.93	3.47
68	5	3	MOLCHANOV Andrey	1987	TKM	0.77	25.02	3.56
69	6	8	ROBERTS Niall	1991	GUY	0.76	25.13	3.67
70	5	6	HADLEY Kerson	1989	FSM	0.74	25.34	3.88
71	4	4	GLENISTER Stewart	1988	ASA	0.71	25.45	3.99
72	5	1	KAMYUKA John	1989	BOT	0.67	25.54	4.08
73	4	3	ABDO Hamza	1991	PLE	0.71	25.60	4.14
74	5	2	BAIG Adil	1983	PAK	0.77	25.66	4.20
75	1	3	NUNEZ Omar	1983	NCA	0.73	26.00	4.54
76	5	8	BROU Kouassi Olivier	1992	CIV	0.72	26.08	4.62
77	4	5	ZIN Kyaw	1989	MYA	0.79	26.17	4.71
78	4	6	ABBASOV Tural	1990	AZE	0.77	26.31	4.85
79	4	1	HEMTHON Ponloeu	1990	CAM	0.77	27.39	5.93
80	3	5	NYIRENDA Charlton	1988	MAW	0.82	27.46	6.00
81	4	7	SHAH Prasiddha	1989	NEP	0.77	27.59	6.13
82	4	8	KABURU Gilbert	1981	UGA	0.80	27.72	6.26
83	3	3	NIYOMUGABO Jackson	1988	RWA	1.01	27.74	6.28
84	3	7	RUSHAKA Khalid Yahya	1980	TAN	0.81	28.50	7.04
85	3	6	DIDON Dwayne Benjamin	1994	SEY	0.75	28.95	7.49
86	3	8	COULIBALY Mohamed	1989	MLI	0.89	29.09	7.63
87	3	1	CHINGIZOV Alisher	1986	TJK	0.92	29.10	7.64
88	3	2	SHAMEEL Ibrahim	1991	MDV	0.67	29.28	7.82
89	3	4	CISSE Mamadou	1986	GUI	0.73	29.29	7.83
90	2	3	CHINDAVONG Thepphithak	1991	LAO	1.04	29.31	7.85
91	6	3	ATTOUMANE Mohamed	1981	COM	0.75	29.63	8.17
92	2	6	YOUGBARE Rene Jacob	1984	BUR	1.01	30.08	8.62
93	4	2	ADAM Ahmed	1987	SUD	1.02	30.12	8.66
94	2	4	AL GADABI Abdulsalam	1978	YEM	0.85	30.63	9.17
95	2	5	ALHOUSSEINI ALHASSAN Mohamed	1978	NIG	1.23	30.90	9.44
96	2	2	VALENTINE Kareem	1992	ANT	1.06	31.23	9.77
97	2	7	KEMPOMPO NGANGOLA Stany	1974	COD	1.11	35.19	13.73

Legend:

= Equal record
R.T. Reaction time

AM Americas record

OR Olympic record

Q Qualified for the next phase



RESULTS

比赛成绩 / Résultats

	Record	Split	Name	NOC Code	Location	Date
WR	47.05	22.44	SULLIVAN Eamon	AUS	Beijing (CHN)	13 AUG 2008
OR	47.05	22.44	SULLIVAN Eamon	AUS	Beijing (CHN)	13 AUG 2008

Event No. 16

Rank	Lane	Name	NOC Code	R.T.	50m	Time	Time Behind
1	5	BERNARD Alain	FRA	0.74	(2) 22.53	47.21 24.68	
2	4	SULLIVAN Eamon	AUS	0.67	(1) 22.48	47.32 24.84	0.11
3	7	LEZAK Jason	USA	0.70	(5) 22.86	47.67 24.81	0.46
3	8	CIELO FILHO Cesar	BRA	0.68	(3) 22.74	47.67 24.93	0.46
5	3	van den HOOGENBAND Pieter	NED	0.78	(8) 23.25	47.75 24.50	0.54
6	1	FERNS Lyndon	RSA	0.66	(5) 22.86	48.04 25.18	0.83
7	6	TARGETT Matt	AUS	0.72	(7) 23.11	48.20 25.09	0.99
8	2	NYSTRAND Stefan	SWE	0.75	(4) 22.84	48.33 25.49	1.12

Legend:

R.T. Reaction time



RESULTS SUMMARY

比赛成绩综合 / Résumé des résultats

	Record	Split	Name	NOC Code	Location	Date
WR	47.24	22.48	SULLIVAN Eamon	AUS	Beijing (CHN)	11 AUG 2008
OR	47.24	22.48	SULLIVAN Eamon	AUS	Beijing (CHN)	11 AUG 2008

Event No. 16

Rank	Heat	Lane	Name	Year of Birth	NOC Code	R.T.	50m	Time	Time Behind	
1	2	4	SULLIVAN Eamon	1985	AUS	0.65	22.44	47.05 24.61		Q WR
2	1	5	BERNARD Alain	1983	FRA	0.76	22.48	47.20 24.72	0.15	Q ER
3	2	3	van den HOOGENBAND Pieter	1978	NED	0.78	23.29	47.68 24.39	0.63	Q
4	2	7	TARGETT Matt	1985	AUS	0.74	22.98	47.88 24.90	0.83	Q
5	1	4	NYSTRAND Stefan	1981	SWE	0.74	23.09	47.91 24.82	0.86	Q
6	1	2	LEZAK Jason	1975	USA	0.73	22.81	47.98 25.17	0.93	Q
7	1	6	FERNS Lyndon	1983	RSA	0.67	23.00	48.00 25.00	0.95	Q AF
8	1	3	CIELO FILHO Cesar	1987	BRA	0.72	22.62	48.07 25.45	1.02	Q
9	2	2	MAGNINI Filippo	1982	ITA	0.76	23.39	48.11 24.72	1.06	
10	2	6	WEBER-GALE Garrett	1985	USA	0.69	23.01	48.12 25.11	1.07	
11	2	5	HAYDEN Brent	1983	CAN	0.76	23.29	48.20 24.91	1.15	
12	1	8	GALENDIA Christian	1982	ITA	0.74	23.22	48.47 25.25	1.42	
13	1	1	PERSSON Jonas	1983	SWE	0.75	23.30	48.59 25.29	1.54	
14	2	1	GRECHIN Andrey	1987	RUS	0.75	22.89	48.71 25.82	1.66	
15	1	7	GILOT Fabien	1984	FRA	0.79	22.97	49.00 26.03	1.95	
16	2	8	MEICHTRY Dominik	1984	SUI	0.68	23.57	49.58 26.01	2.53	

Legend:

AF African record
WR World record

ER European record

Q Qualified for the next phase

R.T. Reaction time



RESULTS SUMMARY

比赛成绩综合 / Résumé des résultats

	Record	Split	Name	NOC Code	Location	Date
WR	47.24	22.48	SULLIVAN Eamon	AUS	Beijing (CHN)	11 AUG 2008
OR	47.24	22.48	SULLIVAN Eamon	AUS	Beijing (CHN)	11 AUG 2008

Event No. 16

Rank	Heat	Lane	Name	Year of Birth	NOC Code	R.T.	50m	Time	Time Behind
1	8	4	SULLIVAN Eamon	1985	AUS	0.66	22.68	47.80 25.12	Q
2	8	5	NYSTRAND Stefan	1981	SWE	0.73	23.05	47.83 24.78	0.03 Q
3	7	6	HAYDEN Brent	1983	CAN	0.76	23.04	47.84 24.80	0.04 Q
4	9	4	BERNARD Alain	1983	FRA	0.74	22.90	47.85 24.95	0.05 Q
5	8	6	van den HOOGENBAND Pieter	1978	NED	0.76	23.28	47.97 24.69	0.17 Q
6	7	8	CAVIC Milorad	1984	SRB	0.76	22.73	48.15 25.42	0.35 Q
7	8	3	CIELO FILHO Cesar	1987	BRA	0.71	22.57	48.16 25.59	0.36 Q
8	9	5	WEBER-GALE Garrett	1985	USA	0.69	23.33	48.19 24.86	0.39 Q
9	9	7	FERNS Lyndon	1983	RSA	0.67	23.07	48.26 25.19	0.46 Q
10	7	3	MAGNINI Filippo	1982	ITA	0.76	23.79	48.30 24.51	0.50 Q
11	7	4	LEZAK Jason	1975	USA	0.73	23.08	48.33 25.25	0.53 Q
12	9	6	TARGETT Matt	1985	AUS	0.76	23.08	48.40 25.32	0.60 Q
13	7	5	GILOT Fabien	1984	FRA	0.80	23.13	48.42 25.29	0.62 Q
14	8	2	GRECHIN Andrey	1987	RUS	0.74	23.04	48.50 25.46	0.70 Q
15	9	8	PERSSON Jonas	1983	SWE	0.74	23.24	48.51 25.27	0.71 Q
16	7	7	MEICHTRY Dominik	1984	SUI	0.66	23.39	48.55 25.16	0.75 ?
16	8	8	GALENDIA Christian	1982	ITA	0.72	23.46	48.55 25.09	0.75 ?
18	9	3	LAGUNOV Evgeniy	1985	RUS	0.80	23.26	48.59 25.33	0.79
19	7	1	GRANDJEAN Yoris	1989	BEL	0.71	23.65	48.82 25.17	1.02
20	6	8	BOVELL III George	1983	TRI	0.71	23.11	48.83 25.72	1.03
21	5	6	VERNER Martin	1980	CZE	0.74	23.50	48.95 25.45	1.15
22	6	5	SUBIRATS ALTES Albert	1986	VEN	0.74	23.82	48.97 25.15	1.17
23	8	1	GREENSHIELDS Joel	1988	CAN	0.75	23.71	49.04 25.33	1.24
24	4	4	DUNFORD Jason	1986	KEN	0.72	23.00	49.06 26.06	1.26
25	6	1	CHEN Zuo	1982	CHN	0.77	23.78	49.08 25.30	1.28
26	4	5	SHAPIRA BAR-OR Nimrod	1989	ISR	0.75	23.78	49.10 25.32	1.30
27	9	1	ANDKJAER Jakob Schioett	1985	DEN	0.68	23.37	49.25 25.88	1.45



National Aquatics Centre
国家游泳中心
Centre National de Natation

TUE 星期二 MAR
12 AUG 2008
18:33

SWIMMING
游泳 / NATATION

MEN'S 100M FREESTYLE
男子100米自由泳 / 100 M NAGE LIBRE - HOMMES

HEATS
预赛 / TOURS ÉLIMINATOIRES



Event No. 16

Rank	Heat	Lane	Name	Year of Birth	NOC Code	R.T.	50m	Time	Time Behind
28	5	5	MAKANY Balazs	1987	HUN	0.80	24.02	49.27 25.25	1.47
28	5	7	VIKTORAVICIUS Paulius	1984	LTU	0.78	23.90	49.27 25.37	1.47
30	8	7	NEETHLING Ryk	1977	RSA	0.70	23.53	49.28 25.75	1.48
31	4	6	MANKOC Peter	1978	SLO	0.71	23.49	49.33 25.84	1.53
32	6	3	KEBBAB Nabil	1983	ALG	0.84	24.09	49.38 25.29	1.58
33	9	2	DEIBLER Steffen	1987	GER	0.76	23.40	49.39 25.99	1.59
34	7	2	DRAGANJA Duje	1983	CRO	0.72	22.88	49.49 26.61	1.69
35	6	2	MEOLANS Jose Martin	1978	ARG	0.82	23.69	49.50 25.81	1.70
36	5	1	FRASER Shaune	1988	CAY	0.71	24.37	49.56 25.19	1.76
36	6	7	YEGOSHIN Yuriy	1985	UKR	0.89	23.68	49.56 25.88	1.76
38	6	4	ZASTROW Mitja	1977	NED	0.76	24.42	49.61 25.19	1.81
39	4	1	PINI Ryan	1981	PNG	0.78	23.89	49.72 25.83	1.92
40	6	6	SATO Hisayoshi	1987	JPN	0.74	24.02	49.85 25.83	2.05
41	4	3	RAJAKYLA Matti	1984	FIN	0.78	23.44	49.91 26.47	2.11
42	3	4	KHADE Virdhawal	1991	IND	0.71	23.95	50.07 26.12	2.27
43	5	2	KUTSCHER Martin	1984	URU	0.74	23.59	50.08 26.49	2.28
44	5	3	NEVEROVSKY Stanislav	1981	BLR	0.75	23.98	50.14 26.16	2.34
45	5	4	VENANCIO Tiago	1987	POR	0.77	24.17	50.30 26.13	2.50
46	3	2	MILOSLAVSKIS Romans	1983	LAT	0.85	23.98	50.40 26.42	2.60
47	3	3	HAYNES Terrence	1984	BAR	0.78	24.28	50.50 26.22	2.70
48	4	8	GRIGORIADIS Aristeidis	1985	GRE	0.77	24.10	50.62 26.52	2.82
49	5	8	ARNARSON Orn	1981	ISL	0.77	24.39	50.68 26.29	2.88
50	4	2	TRANDAFIR Norbert	1988	ROU	0.77	23.83	50.74 26.91	2.94
51	4	7	HAUSTOV Danil	1980	EST	0.70	24.26	50.92 26.66	3.12
52	3	7	SKLYAR Alexandr	1988	KAZ	0.85	24.78	51.24 26.46	3.44
53	2	6	ROODZANT Jan	1984	ARU	0.72	24.61	51.69 27.08	3.89
54	3	6	LIM Namgyun	1987	KOR	0.72	25.12	51.80 26.68	4.00
55	3	1	ROMASHKIN Petr	1989	UZB	0.83	24.63	51.83 27.20	4.03
56	2	3	KOLOYAN Mikayel	1983	ARM	0.83	24.93	51.89 26.96	4.09
57	2	2	ADAM Gael	1986	MRI	0.78	25.12	52.35 27.23	4.55
58	2	5	PROBERT Carl	1975	FIJ	0.79	24.86	52.37 27.51	4.57



National Aquatics Centre
国家游泳中心
Centre National de Natation

TUE 星期二 MAR
12 AUG 2008
18:33

SWIMMING
游泳 / NATATION

MEN'S 100M FREESTYLE
男子100米自由泳 / 100 M NAGE LIBRE - HOMMES

HEATS
预赛 / TOURS ÉLIMINATOIRES



Event No. 16

Rank	Heat	Lane	Name	Year of Birth	NOC Code	R.T.	50m	Time	Time Behind
59	3	8	DUENAS Christopher	1991	GUM	0.74	25.45	52.64 27.19	4.84
60	2	4	BURCH Roy-Allan	1985	BER	0.60	24.64	52.65 28.01	4.85
61	2	7	ALJESMI Obaid Ahmed	1981	UAE	0.80	25.00	53.29 28.29	5.49
62	1	3	BAKALE Emile Rony	1987	CGO	0.90	26.31	55.08 28.77	7.28
63	1	4	NAVARRO Miguel Angel	1982	BOL	0.73	26.98	56.96 29.98	9.16
64	1	5	EL GADI Sofyan	1992	LBA	0.72	27.91	57.89 29.98	10.09

Legend:

? Involved in swim-off Q Qualified for the next phase R.T. Reaction time



RESULTS

比赛成绩 / Résultats

	Record	Splits	Name	NOC Code	Location	Date
WR	1:43.86	24.47 51.00	1:17.73 PHELPS Michael	USA	Melbourne (AUS)	27 MAR 2007
OR	1:44.71	24.81 51.04	1:17.92 THORPE Ian	AUS	Athens (GRE)	16 AUG 2004

Event No. 8

Rank	Lane	Name	NOC Code	R.T.	50m	100m	150m	Time	Time Behind
1	6	PHELPS Michael	USA	0.73	(1) 24.31	(1) 50.29 25.98	(1) 1:16.84 26.55	1:42.96 26.12	WR
2	5	PARK Taehwan	KOR	0.67	(3) 24.91	(2) 51.54 26.63	(3) 1:18.68 27.14	1:44.85 26.17	1.89 AS
3	4	VANDERKAAY Peter	USA	0.75	(4) 24.97	(4) 51.67 26.70	(2) 1:18.61 26.94	1:45.14 26.53	2.18
4	3	BASSON Jean	RSA	0.69	(7) 25.39	(6) 52.21 26.82	(4) 1:18.94 26.73	1:45.97 27.03	3.01
5	2	BIEDERMANN Paul	GER	0.86	(8) 25.61	(7) 52.37 26.76	(6) 1:19.36 26.99	1:46.00 26.64	3.04
6	1	MEICHTRY Dominik	SUI	0.68	(2) 24.75	(3) 51.63 26.88	(5) 1:19.02 27.39	1:46.95 27.93	3.99
7	7	OKUMURA Yoshihiro	JPN	0.71	(6) 25.17	(8) 52.39 27.22	(8) 1:19.96 27.57	1:47.14 27.18	4.18
8	8	RENWICK Robbie	GBR	0.74	(5) 25.03	(5) 52.17 27.14	(7) 1:19.92 27.75	1:47.47 27.55	4.51

Legend:

AS Asian record

R.T. Reaction time

WR World record



RESULTS SUMMARY

比赛成绩综合 / Résumé des résultats

	Record	Splits			Name	NOC Code	Location	Date
WR	1:43.86	24.47	51.00	1:17.73	PHELPS Michael	USA	Melbourne (AUS)	27 MAR 2007
OR	1:44.71	24.81	51.04	1:17.92	THORPE Ian	AUS	Athens (GRE)	16 AUG 2004

Event No. 8

Rank	Heat	Lane	Name	Year of Birth	NOC Code	R.T.	50m	100m	150m	Time	Time Behind
1	2	7	VANDERKAAY Peter	1984	USA	0.75	25.14	52.13	1:19.23	1:45.76	Q
								26.99	27.10	26.53	
2	2	3	PARK Taehwan	1989	KOR	0.68	25.35	52.13	1:19.38	1:45.99	0.23 Q AS
								26.78	27.25	26.61	
3	1	4	BASSON Jean	1987	RSA	0.71	25.31	51.82	1:18.60	1:46.13	0.37 Q
								26.51	26.78	27.53	
4	2	5	PHELPS Michael	1985	USA	0.74	25.53	52.35	1:19.41	1:46.28	0.52 Q
								26.82	27.06	26.87	
5	2	2	BIEDERMANN Paul	1986	GER	0.88	25.77	52.60	1:19.84	1:46.41	0.65 Q
								26.83	27.24	26.57	
6	2	6	OKUMURA Yoshihiro	1983	JPN	0.74	25.47	52.92	1:19.81	1:46.44	0.68 Q
								27.45	26.89	26.63	
7	2	4	MEICHTRY Dominik	1984	SUI	0.65	25.08	51.64	1:18.83	1:46.54	0.78 Q
								26.56	27.19	27.71	
8	2	8	RENWICK Robbie	1988	GBR	0.76	25.39	52.66	1:19.96	1:47.07	1.31 Q
								27.27	27.30	27.11	
9	1	3	IZOTOV Danila	1991	RUS	0.72	25.76	53.11	1:20.37	1:47.24	1.48
								27.35	27.26	26.87	
10	1	2	DAVENPORT Ross	1984	GBR	0.71	24.93	51.85	1:19.56	1:47.35	1.59
								26.92	27.71	27.79	
11	1	6	BREMBILLA Emiliano	1978	ITA	0.81	26.00	53.22	1:20.97	1:47.70	1.94
								27.22	27.75	26.73	
12	1	7	SPRENGER Nicholas	1985	AUS	0.86	25.31	52.24	1:20.04	1:47.80	2.04
								26.93	27.80	27.76	
13	1	1	KOLL Dominik	1984	AUT	0.80	25.42	52.33	1:20.08	1:47.87	2.11
								26.91	27.75	27.79	
14	1	5	RUSSELL Colin	1984	CAN	0.72	25.53	52.75	1:20.59	1:48.13	2.37
								27.22	27.84	27.54	
15	2	1	SHAPIRA BAR-OR Nimrod	1989	ISR	0.78	25.98	53.42	1:20.87	1:48.16	2.40
								27.44	27.45	27.29	
16	1	8	CASTRO Rodrigo	1978	BRA	0.73	25.51	52.75	1:20.41	1:48.71	2.95
								27.24	27.66	28.30	

Legend:

AS Asian record Q Qualified for the next phase R.T. Reaction time



RESULTS SUMMARY

比赛成绩综合 / Résumé des résultats

	Record	Splits		Name	NOC Code	Location	Date	
WR	1:43.86	24.47	51.00	1:17.73	PHELPS Michael	USA	Melbourne (AUS)	27 MAR 2007
OR	1:44.71	24.81	51.04	1:17.92	THORPE Ian	AUS	Athens (GRE)	16 AUG 2004

Event No. 8

Rank	Heat	Lane	Name	Year of Birth	NOC Code	R.T.	50m	100m	150m	Time	Time Behind
1	8	2	MEICHTRY Dominik	1984	SUI	0.68	24.70	51.22	1:18.26	1:45.80	Q
								26.52	27.04	27.54	
2	6	4	BASSON Jean	1987	RSA	0.68	25.35	52.75	1:19.66	1:46.31	0.51 Q
								27.40	26.91	26.65	
3	6	2	HAYDEN Brent	1983	CAN	0.75	24.69	51.99	1:19.10	1:46.40	0.60 Q
								27.30	27.11	27.30	
4	8	4	PHELPS Michael	1985	USA	0.73	25.81	52.78	1:19.81	1:46.48	0.68 Q
								26.97	27.03	26.67	
5	6	3	RUSSELL Colin	1984	CAN	0.76	25.02	52.03	1:19.67	1:46.58	0.78 Q
								27.01	27.64	26.91	
6	8	5	PARK Taehwan	1989	KOR	0.67	25.59	52.90	1:20.01	1:46.73	0.93 Q
								27.31	27.11	26.72	
7	8	3	IZOTOV Danila	1991	RUS	0.78	25.61	53.01	1:20.04	1:46.80	1.00 Q
								27.40	27.03	26.76	
8	8	7	OKUMURA Yoshihiro	1983	JPN	0.72	25.38	52.78	1:20.12	1:46.89	1.09 Q
								27.40	27.34	26.77	
9	6	7	BREMBILLA Emiliano	1978	ITA	0.83	25.91	52.90	1:20.11	1:47.04	1.24 Q
								26.99	27.21	26.93	
10	7	5	BIEDERMANN Paul	1986	GER	0.86	25.72	53.23	1:20.48	1:47.09	1.29 Q
								27.51	27.25	26.61	
11	8	6	DAVENPORT Ross	1984	GBR	0.72	25.52	52.83	1:20.44	1:47.13	1.33 Q
								27.31	27.61	26.69	
12	7	4	VANDERKAAY Peter	1984	USA	0.73	25.58	52.95	1:20.43	1:47.39	1.59 Q
								27.37	27.48	26.96	
13	6	5	LEVEAUX Amaury	1985	FRA	0.76	25.50	53.27	1:20.75	1:47.44	1.64 Q
								27.77	27.48	26.69	
14	6	6	SPRENGER Nicholas	1985	AUS	0.84	25.44	52.77	1:20.37	1:47.64	1.84 Q
								27.33	27.60	27.27	
15	5	6	SHAPIRA BAR-OR Nimrod	1989	ISR	0.78	26.06	53.45	1:20.78	1:47.78	1.98 Q
								27.39	27.33	27.00	
16	8	1	KOLL Dominik	1984	AUT	0.83	25.62	52.74	1:20.08	1:47.81	2.01 Q
								27.12	27.34	27.73	
17	7	7	RENWICK Robbie	1988	GBR	0.74	25.58	52.99	1:20.30	1:47.82	2.02
								27.41	27.31	27.52	
18	6	1	CASTRO Rodrigo	1978	BRA	0.69	25.11	52.47	1:19.68	1:47.87	2.07
								27.36	27.21	28.19	
19	6	8	MELLOULI Oussama	1984	TUN	0.78	25.64	52.99	1:20.61	1:47.97	2.17
								27.35	27.62	27.36	
19	7	3	SUKHORUKOV Alexander	1988	RUS	0.78	25.33	52.27	1:20.18	1:47.97	2.17
								26.94	27.91	27.79	
21	5	5	TOWNSEND Darian	1984	RSA	0.69	25.29	52.79	1:20.42	1:48.08	2.28
								27.50	27.63	27.66	
22	7	6	MONK Kenrick	1988	AUS	0.75	25.45	52.83	1:20.48	1:48.17	2.37
								27.38	27.65	27.69	
23	5	1	ADVENA Sergii	1984	UKR	0.84	25.29	52.64	1:20.34	1:48.18	2.38
								27.35	27.70	27.84	
24	5	4	UCHIDA Sho	1987	JPN	0.73	25.70	52.95	1:20.72	1:48.34	2.54
								27.25	27.77	27.62	
25	7	8	MILOSLAVSKIS Romans	1983	LAT	0.82	26.14	53.48	1:20.57	1:48.41	2.61
								27.34	27.09	27.84	
26	5	2	FRASER Shaune	1988	CAY	0.71	25.13	52.79	1:20.86	1:48.60	2.80
								27.66	28.07	27.74	
27	4	4	KVALE Gard	1984	NOR	0.85	26.13	53.64	1:21.46	1:48.73	2.93
								27.51	27.82	27.27	



Event No. 8

Rank	Heat	Lane	Name	Year of Birth	NOC Code	R.T.	50m	100m	150m	Time	Time Behind
28	7	2	ROSOLINO Massimiliano	1978	ITA	0.84	26.16	53.45 27.29	1:20.87 27.42	1:48.76 27.89	2.96
29	5	3	ZISIMOS Andreas	1983	GRE	0.82	25.51	52.99 27.48	1:20.81 27.82	1:48.82 28.01	3.02
30	5	8	SURGELOOSE Glenn	1989	BEL	0.74	25.50	53.14 27.64	1:20.99 27.85	1:48.92 27.93	3.12
31	4	7	RUD Jon Raahauge	1986	DEN	0.74	25.78	53.04 27.26	1:20.93 27.89	1:48.96 28.03	3.16
32	3	5	PINI Ryan	1981	PNG	0.76	25.07	53.17 28.10	1:21.33 28.16	1:49.04 27.71	3.24
33	7	1	ZHANG Enjian	1987	CHN	0.75	26.35	54.30 27.95	1:21.85 27.55	1:49.15 27.30	3.35
34	8	8	GASIOR Lukasz	1986	POL	0.74	25.98	53.70 27.72	1:21.52 27.82	1:49.25 27.73	3.45
35	4	5	KOVACS Norbert	1988	HUN	0.64	25.49	53.09 27.60	1:21.72 28.63	1:49.34 27.62	3.54
36	4	6	KUTSCHER Martin	1984	URU	0.76	25.52	53.38 27.86	1:21.56 28.18	1:49.61 28.05	3.81
37	3	1	STRAGA Dominik	1988	CRO	0.81	25.60	53.66 28.06	1:21.62 27.96	1:49.63 28.01	3.83
38	4	3	WIKSTROM Christoffer	1987	SWE	0.91	26.13	53.65 27.52	1:21.82 28.17	1:49.84 28.02	4.04
39	5	7	VENANCIO Tiago	1987	POR	0.77	25.42	53.05 27.63	1:21.27 28.22	1:50.24 28.97	4.44
40	3	7	SILJEVSKI Radovan	1986	SRB	0.75	26.09	53.88 27.79	1:22.21 28.33	1:50.25 28.04	4.45
41	2	6	TAY Bryan	1988	SIN	0.62	25.86	53.94 28.08	1:22.30 28.36	1:50.41 28.11	4.61
42	3	3	ACUNA RODRIGUEZ Crox Ernesto	1990	VEN	0.78	25.79	53.75 27.96	1:21.92 28.17	1:50.52 28.60	4.72
43	3	2	GALOFRE Julio Cesar	1987	COL	0.72	26.02	54.00 27.98	1:22.44 28.44	1:50.62 28.18	4.82
44	3	6	BEGO Daniel	1989	MAS	0.65	26.02	54.14 28.12	1:22.54 28.40	1:50.92 28.38	5.12
45	2	5	SIDORKIN Vladimir	1986	EST	0.76	25.97	53.90 27.93	1:22.72 28.82	1:51.27 28.55	5.47
46	4	2	SVOBODA Kvetoslav	1982	CZE	0.78	25.94	54.22 28.28	1:22.25 28.03	1:51.67 29.42	5.87
47	3	8	BINEVICIUS Saulius	1979	LTU	0.84	26.31	54.37 28.06	1:22.55 28.18	1:51.80 29.25	6.00
48	4	8	KHADE Virdhawal	1991	IND	0.75	25.76	53.95 28.19	1:22.76 28.81	1:51.86 29.10	6.06
49	4	1	STACCHIOTTI Raphael	1992	LUX	0.68	25.54	54.10 28.56	1:22.98 28.88	1:52.01 29.03	6.21
50	2	3	MONTOYA Mario	1989	CRC	0.99	26.12	54.79 28.67	1:23.76 28.97	1:52.19 28.43	6.39
51	2	4	MEBAREK Mahrez	1985	ALG	0.77	26.15	54.86 28.71	1:23.98 29.12	1:52.66 28.68	6.86
52	2	2	DILMAN Artur	1990	KAZ	0.86	26.27	54.58 28.31	1:23.64 29.06	1:52.90 29.26	7.10
53	1	4	REVISHVILI Irakli	1989	GEO	0.77	26.50	55.01 28.51	1:24.21 29.20	1:53.60 29.39	7.80
54	2	1	NAZAROV Ibrahim	1988	UZB	0.90	26.60	55.33 28.73	1:25.11 29.78	1:56.27 31.16	10.47
55	1	3	RISTOVSKI Mihajlo	1983	MKD	0.84	27.73	57.37 29.64	1:27.62 30.25	1:57.45 29.83	11.65
56	2	7	ZAHAROV Andrei	1975	MDA	0.86	27.03	55.90 28.87	1:26.47 30.57	1:58.62 32.15	12.82
57	1	5	NICOLINI Emanuele	1984	SMR	0.72	27.99	57.04 29.05	1:27.82 30.78	1:59.47 31.65	13.67
	3	4	TURK Luka	1986	SLO					DNS	



National Aquatics Centre
 国家游泳中心
 Centre National de Natation

SUN 星期日 DIM
 10 AUG 2008
 18:54

SWIMMING
 游泳 / NATATION

MEN'S 200M FREESTYLE
 男子200米自由泳 / 200 M NAGE LIBRE - HOMMES

HEATS
 预赛 / TOURS ÉLIMINATOIRES



Event No. 8

Rank	Heat	Lane	Name	Year of Birth	NOC Code	R.T.	50m	100m	150m	Time	Time Behind
------	------	------	------	---------------	----------	------	-----	------	------	------	-------------

Legend:		
DNS Did not start	Q Qualified for the next phase	R.T. Reaction time





RESULTS

比赛成绩 / Résultats

	Record	Splits	Name	NOC Code	Location	Date	
WR	3:40.08	53.02	1:49.57 2:45.43	THORPE Ian	AUS	Manchester (GBR)	30 JUL 2002
OR	3:40.59	52.64	1:48.86 2:45.09	THORPE Ian	AUS	Sydney (AUS)	16 SEP 2000

Event No. 3

Rank	Lane	Name	NOC Code	R.T.	Time	Time Behind
1	3	PARK Taehwan	KOR	0.69	3:41.86	AS
50m (4) 26.24	100m (2) 54.07 27.83	150m (1) 1:22.45 28.38	200m (1) 1:51.03 28.58	250m (1) 2:18.85 27.82	300m (1) 2:47.10 28.25	350m (1) 3:14.79 27.69
2	5	ZHANG Lin	CHN	0.74	3:42.44	0.58
50m (6) 26.35	100m (6) 54.73 28.38	150m (6) 1:23.42 28.69	200m (8) 1:52.12 28.70	250m (7) 2:20.58 28.46	300m (6) 2:48.38 27.80	350m (6) 3:16.29 27.91
3	4	JENSEN Larsen	USA	0.76	3:42.78	0.92 AM
50m (8) 26.59	100m (8) 54.86 28.27	150m (7) 1:23.44 28.58	200m (5) 1:51.91 28.47	250m (5) 2:20.10 28.19	300m (4) 2:48.07 27.97	350m (2) 3:15.53 27.46
4	7	VANDERKAAY Peter	USA	0.75	3:43.11	1.25
50m (5) 26.30	100m (5) 54.67 28.37	150m (4) 1:23.22 28.55	200m (4) 1:51.69 28.47	250m (4) 2:19.97 28.28	300m (5) 2:48.24 28.27	350m (4) 3:16.16 27.92
5	1	MELLOULI Oussama	TUN	0.77	3:43.45	1.59 AF
50m (2) 26.10	100m (3) 54.23 28.13	150m (3) 1:22.57 28.34	200m (3) 1:51.49 28.92	250m (3) 2:19.78 28.29	300m (3) 2:48.02 28.24	350m (3) 3:16.10 28.08
6	2	HACKETT Grant	AUS	0.76	3:43.84	1.98
50m (1) 25.82	100m (1) 53.97 28.15	150m (2) 1:22.48 28.51	200m (2) 1:51.07 28.59	250m (2) 2:19.47 28.40	300m (2) 2:48.00 28.53	350m (5) 3:16.17 28.17
7	8	PRILUKOV Yuriy	RUS	0.79	3:43.97	2.11
50m (7) 26.49	100m (7) 54.84 28.35	150m (8) 1:23.54 28.70	200m (6) 1:52.07 28.53	250m (6) 2:20.49 28.42	300m (7) 2:48.74 28.25	350m (7) 3:16.63 27.89
8	6	LOBINTSEV Nikita	RUS	0.81	3:48.29	6.43
50m (3) 26.22	100m (4) 54.62 28.40	150m (5) 1:23.26 28.64	200m (7) 1:52.09 28.83	250m (8) 2:20.76 28.67	300m (8) 2:49.82 29.06	350m (8) 3:18.91 29.09

Legend:

AF African record

AM Americas record

AS Asian record

R.T. Reaction time



RESULTS SUMMARY

比赛成绩综合 / Résumé des résultats

	Record	Splits	Name	NOC Code	Location	Date	
WR	3:40.08	53.02	1:49.57 2:45.43	THORPE Ian	AUS	Manchester (GBR)	30 JUL 2002
OR	3:40.59	52.64	1:48.86 2:45.09	THORPE Ian	AUS	Sydney (AUS)	16 SEP 2000

Event No. 3

Rank	Heat	Lane	Name	Year of Birth	NOC Code	R.T.	Time	Time Behind	
1	4	4	JENSEN Larsen	1985	USA	0.78	3:43.10		Q AM
	50m 26.25	100m 54.37	150m 1:22.64	200m 1:50.82	250m 2:19.10	300m 2:47.33	350m 3:15.54		
		28.12	28.27	28.18	28.28	28.23	28.21	27.56	
2	3	5	ZHANG Lin	1987	CHN	0.73	3:43.32	0.22	Q AS
	50m 26.51	100m 54.53	150m 1:23.41	200m 1:51.85	250m 2:20.38	300m 2:48.76	350m 3:16.85		
		28.02	28.88	28.44	28.53	28.38	28.09	26.47	
3	3	4	PARK Taehwan	1989	KOR	0.69	3:43.35	0.25	Q
	50m 26.60	100m 54.46	150m 1:23.43	200m 1:51.92	250m 2:20.65	300m 2:48.80	350m 3:16.93		
		27.86	28.97	28.49	28.73	28.15	28.13	26.42	
4	4	6	LOBINTSEV Nikita	1988	RUS	0.80	3:43.45	0.35	Q
	50m 25.91	100m 53.88	150m 1:22.31	200m 1:50.95	250m 2:19.29	300m 2:47.93	350m 3:16.35		
		27.97	28.43	28.64	28.34	28.64	28.42	27.10	
5	5	4	HACKETT Grant	1980	AUS	0.73	3:44.03	0.93	Q
	50m 25.94	100m 54.02	150m 1:22.46	200m 1:51.14	250m 2:19.76	300m 2:48.55	350m 3:16.97		
		28.08	28.44	28.68	28.62	28.79	28.42	27.06	
6	5	5	VANDERKAAY Peter	1984	USA	0.75	3:44.22	1.12	Q
	50m 26.25	100m 54.49	150m 1:22.93	200m 1:51.65	250m 2:19.77	300m 2:48.25	350m 3:16.75		
		28.24	28.44	28.72	28.12	28.48	28.50	27.47	
7	4	5	MELLOULI Oussama	1984	TUN	0.78	3:44.54	1.44	Q
	50m 25.84	100m 54.23	150m 1:22.40	200m 1:50.94	250m 2:19.43	300m 2:48.29	350m 3:16.81		
		28.39	28.17	28.54	28.49	28.86	28.52	27.73	
8	5	3	PRILUKOV Yuriy	1984	RUS	0.86	3:44.82	1.72	Q
	50m 26.36	100m 54.38	150m 1:22.72	200m 1:51.24	250m 2:19.98	300m 2:48.71	350m 3:17.28		
		28.02	28.34	28.52	28.74	28.73	28.57	27.54	
9	5	2	COCHRANE Ryan	1988	CAN	0.79	3:44.85	1.75	
	50m 26.25	100m 54.35	150m 1:22.67	200m 1:51.24	250m 2:20.03	300m 2:48.79	350m 3:17.31		
		28.10	28.32	28.57	28.79	28.76	28.52	27.54	
10	3	2	MATSUDA Takeshi	1984	JPN	0.79	3:44.99	1.89	
	50m 26.25	100m 54.44	150m 1:22.99	200m 1:51.90	250m 2:20.29	300m 2:48.74	350m 3:17.03		
		28.19	28.55	28.91	28.39	28.45	28.29	27.96	
11	3	3	COLBERTALDO Federico	1988	ITA	0.82	3:45.28	2.18	
	50m 27.00	100m 55.24	150m 1:23.77	200m 1:52.32	250m 2:20.64	300m 2:49.04	350m 3:17.59		
		28.24	28.53	28.55	28.32	28.40	28.55	27.69	
12	4	8	GLAESNER Mads	1988	DEN	0.72	3:45.38	2.28	
	50m 26.83	100m 55.40	150m 1:24.07	200m 1:52.59	250m 2:20.80	300m 2:49.12	350m 3:17.53		
		28.57	28.67	28.52	28.21	28.32	28.41	27.85	
13	4	3	ROSOLINO Massimiliano	1978	ITA	0.92	3:45.57	2.47	
	50m 26.62	100m 54.66	150m 1:22.71	200m 1:51.14	250m 2:19.44	300m 2:48.20	350m 3:16.77		
		28.04	28.05	28.43	28.30	28.76	28.57	28.80	
14	3	1	ROSTOUCHER Nicolas	1981	FRA	0.89	3:47.15	4.05	
	50m 26.69	100m 55.07	150m 1:23.68	200m 1:52.54	250m 2:21.27	300m 2:50.20	350m 3:18.89		
		28.38	28.61	28.86	28.73	28.93	28.69	28.26	
15	5	7	CARRY David	1981	GBR	0.69	3:47.17	4.07	
	50m 26.31	100m 54.64	150m 1:23.59	200m 1:52.32	250m 2:21.17	300m 2:49.83	350m 3:18.68		
		28.33	28.95	28.73	28.85	28.66	28.85	28.49	
16	5	1	FESENKO Sergiy	1982	UKR	0.87	3:47.75	4.65	
	50m 26.46	100m 54.68	150m 1:23.14	200m 1:51.80	250m 2:20.72	300m 2:49.55	350m 3:18.78		
		28.22	28.46	28.66	28.92	28.83	29.23	28.97	
17	5	8	COMAN Dragos Cristian	1980	ROU	0.85	3:47.79	4.69	
	50m 26.75	100m 55.01	150m 1:23.89	200m 1:52.47	250m 2:21.18	300m 2:50.09	350m 3:19.02		
		28.26	28.88	28.58	28.71	28.91	28.93	28.77	
18	3	7	BIEDERMANN Paul	1986	GER	0.85	3:48.03	4.93	
	50m 25.98	100m 53.80	150m 1:22.96	200m 1:51.72	250m 2:21.31	300m 2:50.94	350m 3:20.32		
		27.82	29.16	28.76	29.59	29.63	29.38	27.71	
19	5	6	STANCZYK Przemyslaw	1985	POL	0.82	3:48.11	5.01	
	50m 26.82	100m 55.13	150m 1:23.66	200m 1:52.15	250m 2:20.90	300m 2:49.73	350m 3:18.99		
		28.31	28.53	28.49	28.75	28.83	29.26	29.12	
20	2	5	BRANDL David	1987	AUT	0.85	3:48.63	5.53	
	50m 26.80	100m 55.21	150m 1:23.79	200m 1:52.91	250m 2:21.81	300m 2:50.87	350m 3:20.30		
		28.41	28.58	29.12	28.90	29.06	29.43	28.33	



Event No. 3

Rank	Heat	Lane	Name	Year of Birth	NOC Code	R.T.	Time	Time Behind
21	3	8	MILWAIN Dean	1986	GBR	0.78	3:48.77	5.67
	50m	26.60	100m 54.99 28.39	150m 1:23.81 28.82	200m 1:52.50 28.69	250m 2:21.08 28.58	300m 2:50.12 29.04	350m 3:19.27 29.15
22	4	7	KORZENIOWSKI Pawel	1985	POL	0.80	3:48.78	5.68
	50m	26.53	100m 54.77 28.24	150m 1:23.43 28.66	200m 1:52.14 28.71	250m 2:21.21 29.07	300m 2:50.23 29.02	350m 3:19.86 29.63
23	2	4	ROUAULT Sebastien	1986	FRA	0.71	3:48.84	5.74
	50m	26.54	100m 54.91 28.37	150m 1:23.81 28.90	200m 1:52.87 29.06	250m 2:21.65 28.78	300m 2:50.80 29.15	350m 3:20.19 29.39
24	2	3	GIANNIOTIS Spyridon	1980	GRE	0.87	3:49.34	6.24
	50m	26.96	100m 55.64 28.68	150m 1:24.48 28.84	200m 1:53.74 29.26	250m 2:22.80 29.06	300m 2:52.04 29.24	350m 3:20.95 28.91
25	3	6	STEVENS Craig	1980	AUS	0.80	3:50.22	7.12
	50m	27.29	100m 56.19 28.90	150m 1:25.47 29.28	200m 1:54.48 29.01	250m 2:23.60 29.12	300m 2:52.70 29.10	350m 3:21.82 29.12
26	1	5	KVALE Gard	1984	NOR	0.79	3:50.47	7.37
	50m	27.02	100m 55.89 28.87	150m 1:25.18 29.29	200m 1:54.53 29.35	250m 2:24.06 29.53	300m 2:53.15 29.09	350m 3:22.07 28.92
27	2	7	MEICHTRY Dominik	1984	SUI	0.68	3:50.55	7.45
	50m	26.38	100m 55.27 28.89	150m 1:24.19 28.92	200m 1:53.50 29.31	250m 2:22.78 29.28	300m 2:51.69 28.91	350m 3:21.14 29.45
28	4	2	SUN Yang	1991	CHN	0.85	3:50.90	7.80
	50m	26.84	100m 55.51 28.67	150m 1:24.43 28.92	200m 1:53.53 29.10	250m 2:22.73 29.20	300m 2:52.47 29.74	350m 3:22.08 28.91
29	4	1	KUBUSCH Christian	1988	GER	0.86	3:52.73	9.63
	50m	26.66	100m 55.54 28.88	150m 1:24.76 29.22	200m 1:54.08 29.32	250m 2:23.52 29.44	300m 2:53.52 30.00	350m 3:23.61 30.09
30	2	6	BASSON Jean	1987	RSA	0.72	3:52.90	9.80
	50m	26.57	100m 55.07 28.50	150m 1:23.80 28.73	200m 1:52.72 28.92	250m 2:21.92 29.20	300m 2:51.58 29.66	350m 3:22.43 30.85
31	1	4	TIRABASSI Daniele	1988	VEN	0.71	3:53.26	10.16
	50m	26.46	100m 55.21 28.75	150m 1:24.55 29.34	200m 1:54.39 29.84	250m 2:24.21 29.82	300m 2:54.21 30.00	350m 3:24.45 30.24
32	2	8	GERCSAK Balazs	1986	HUN	0.75	3:54.14	11.04
	50m	27.02	100m 55.94 28.92	150m 1:25.17 29.23	200m 1:54.88 29.71	250m 2:24.29 29.41	300m 2:54.43 30.14	350m 3:24.47 30.04
33	1	3	SVOBODA Kvetoslav	1982	CZE	0.86	3:56.54	13.44
	50m	26.54	100m 55.33 28.79	150m 1:24.62 29.29	200m 1:54.44 29.82	250m 2:23.89 29.45	300m 2:54.12 30.23	350m 3:25.05 30.93
34	2	2	RUD Jon Raahauge	1986	DEN	0.73	3:57.41	14.31
	50m	26.57	100m 55.28 28.71	150m 1:24.53 29.25	200m 1:54.23 29.70	250m 2:24.45 30.22	300m 2:55.20 30.75	350m 3:26.59 31.39
35	1	6	PEREYRA Juan Martin	1980	ARG	0.91	3:59.35	16.25
	50m	27.24	100m 56.87 29.63	150m 1:27.03 30.16	200m 1:56.75 29.72	250m 2:27.20 30.45	300m 2:57.94 30.74	350m 3:29.29 31.35
36	1	2	RABOTA Oleg	1990	KAZ	0.87	4:02.16	19.06
	50m	27.71	100m 57.65 29.94	150m 1:26.74 29.09	200m 1:56.66 29.92	250m 2:27.08 30.42	300m 2:58.28 31.20	350m 3:30.35 32.07
	2	1	TURK Luka	1986	SLO		DNS	

Legend:
AM Americas record AS Asian record DNS Did not start Q Qualified for the next phase
R.T. Reaction time



RESULTS

比赛成绩 / Résultats

	Record	Splits					Name	NOC Code	Location	Date
WR	14:34.56	54.19	1:52.45	2:51.29	3:50.18	HACKETT Grant	AUS	Fukuoka (JPN)	29 JUL 2001	
		4:48.82	5:47.45	6:45.96	7:44.47					
		8:43.05	9:41.78	10:40.56	11:39.51					
		12:38.51	13:37.89							
OR	14:38.92	55.82	1:54.43	2:52.76	3:51.29	HACKETT Grant	AUS	Beijing (CHN)	15 AUG 2008	
		4:50.12	5:49.21	6:48.28	7:47.55					
		8:46.77	9:46.03	10:44.83	11:43.78					
		12:42.62	13:41.58							

Event No. 30

Rank	Lane	Name	NOC Code	R.T.	Time	Time Behind		
1	7	MELLOULI Oussama	TUN	0.80	14:40.84	AF		
	50m (5) 27.24	100m (5) 56.49	150m (5) 1:26.03	200m (6) 1:55.78	250m (7) 2:25.43	300m (6) 2:55.00	350m (6) 3:24.59	400m (6) 3:54.18
		29.25	29.54	29.75	29.65	29.57	29.59	29.59
	450m (6) 4:23.89	500m (6) 4:53.72	550m (6) 5:23.59	600m (6) 5:53.47	650m (5) 6:23.26	700m (5) 6:53.05	750m (4) 7:22.59	800m (4) 7:52.24
	29.71	29.83	29.87	29.88	29.79	29.79	29.54	29.65
	850m (3) 8:21.61	900m (3) 8:51.29	950m (3) 9:20.95	1000m (3) 9:50.41	1050m (2) 10:19.85	1100m (1) 10:49.25	1150m (1) 11:18.35	1200m (1) 11:47.72
	29.37	29.68	29.66	29.46	29.44	29.40	29.10	29.37
	1250m (1) 12:17.08	1300m (1) 12:46.33	1350m (1) 13:15.37	1400m (1) 13:44.68	1450m (1) 14:13.13			
	29.36	29.25	29.04	29.31	28.45	27.71		
2	4	HACKETT Grant	AUS	0.78	14:41.53	0.69		
	50m (2) 26.89	100m (2) 55.94	150m (2) 1:25.42	200m (1) 1:54.77	250m (1) 2:24.27	300m (1) 2:53.76	350m (1) 3:23.43	400m (1) 3:53.06
		29.05	29.48	29.35	29.50	29.49	29.67	29.63
	450m (1) 4:22.91	500m (1) 4:52.73	550m (1) 5:22.65	600m (2) 5:52.49	650m (2) 6:22.18	700m (2) 6:52.06	750m (2) 7:21.67	800m (2) 7:51.22
	29.85	29.82	29.92	29.84	29.69	29.88	29.61	29.55
	850m (2) 8:21.10	900m (2) 8:50.63	950m (2) 9:20.26	1000m (2) 9:50.00	1050m (1) 10:19.76	1100m (3) 10:49.58	1150m (3) 11:19.25	1200m (2) 11:48.82
	29.88	29.53	29.63	29.74	29.76	29.82	29.67	29.57
	1250m (2) 12:18.23	1300m (2) 12:47.62	1350m (2) 13:16.96	1400m (2) 13:46.05	1450m (2) 14:14.04			
	29.41	29.39	29.34	29.09	27.99	27.49		
3	5	COCHRANE Ryan	CAN	0.82	14:42.69	1.85		
	50m (1) 26.86	100m (1) 55.87	150m (1) 1:25.31	200m (2) 1:54.80	250m (2) 2:24.33	300m (2) 2:53.84	350m (2) 3:23.58	400m (2) 3:53.17
		29.01	29.44	29.49	29.53	29.51	29.74	29.59
	450m (2) 4:22.97	500m (1) 4:52.73	550m (2) 5:22.66	600m (1) 5:52.16	650m (1) 6:21.93	700m (1) 6:51.67	750m (1) 7:21.32	800m (1) 7:51.06
	29.80	29.76	29.93	29.50	29.77	29.74	29.65	29.74
	850m (1) 8:20.78	900m (1) 8:50.28	950m (1) 9:20.21	1000m (1) 9:49.89	1050m (3) 10:19.89	1100m (2) 10:49.39	1150m (2) 11:19.17	1200m (3) 11:48.89
	29.72	29.50	29.93	29.68	30.00	29.50	29.78	29.72
	1250m (3) 12:18.51	1300m (3) 12:48.08	1350m (3) 13:17.52	1400m (3) 13:46.90	1450m (3) 14:15.72			
	29.62	29.57	29.44	29.38	28.82	26.97		
4	3	PRILUKOV Yuri	RUS	0.90	14:43.21	2.37		
	50m (6) 27.28	100m (4) 56.45	150m (4) 1:25.87	200m (4) 1:55.46	250m (4) 2:25.00	300m (4) 2:54.55	350m (4) 3:24.16	400m (4) 3:53.79
		29.17	29.42	29.59	29.54	29.55	29.61	29.63
	450m (5) 4:23.55	500m (4) 4:53.30	550m (3) 5:23.00	600m (3) 5:52.74	650m (3) 6:22.61	700m (3) 6:52.67	750m (3) 7:22.35	800m (3) 7:52.18
	29.76	29.75	29.70	29.74	29.87	30.06	29.68	29.83
	850m (4) 8:21.98	900m (4) 8:51.92	950m (4) 9:21.73	1000m (4) 9:51.45	1050m (4) 10:21.14	1100m (4) 10:50.83	1150m (4) 11:20.43	1200m (4) 11:50.20
	29.80	29.94	29.81	29.72	29.69	29.69	29.60	29.77
	1250m (4) 12:19.68	1300m (4) 12:49.14	1350m (4) 13:18.26	1400m (4) 13:47.52	1450m (4) 14:15.79			
	29.48	29.46	29.12	29.26	28.27	27.42		
5	8	JENSEN Larsen	USA	0.76	14:48.16	7.32		
	50m (7) 27.39	100m (6) 56.79	150m (6) 1:26.22	200m (5) 1:55.71	250m (6) 2:25.31	300m (7) 2:55.02	350m (7) 3:24.78	400m (7) 3:54.63
		29.40	29.43	29.49	29.60	29.71	29.76	29.85
	450m (7) 4:24.29	500m (7) 4:54.04	550m (7) 5:23.94	600m (7) 5:53.73	650m (7) 6:23.44	700m (4) 6:52.96	750m (5) 7:22.60	800m (5) 7:52.72
	29.66	29.75	29.90	29.79	29.71	29.52	29.64	30.12
	850m (5) 8:22.48	900m (5) 8:52.49	950m (5) 9:22.41	1000m (5) 9:52.59	1050m (5) 10:22.51	1100m (5) 10:52.76	1150m (5) 11:22.67	1200m (5) 11:52.72
	29.76	30.01	29.92	30.18	29.92	30.25	29.91	30.05
	1250m (5) 12:22.68	1300m (5) 12:52.35	1350m (5) 13:22.01	1400m (5) 13:51.37	1450m (5) 14:20.39			
	29.96	29.67	29.66	29.36	29.02	27.77		
6	2	DAVIES David	GBR	0.77	14:52.11	11.27		
	50m (4) 27.07	100m (7) 56.86	150m (7) 1:26.30	200m (7) 1:55.82	250m (5) 2:25.23	300m (5) 2:54.71	350m (5) 3:24.18	400m (5) 3:53.80
		29.79	29.44	29.52	29.41	29.48	29.47	29.62
	450m (4) 4:23.44	500m (3) 4:53.26	550m (4) 5:23.24	600m (4) 5:53.18	650m (4) 6:22.99	700m (6) 6:53.07	750m (6) 7:22.89	800m (6) 7:52.87
	29.64	29.82	29.98	29.94	29.81	30.08	29.82	29.98
	850m (6) 8:22.54	900m (6) 8:52.74	950m (6) 9:22.64	1000m (6) 9:52.63	1050m (6) 10:22.80	1100m (6) 10:52.77	1150m (6) 11:23.11	1200m (6) 11:53.42
	29.67	30.20	29.90	29.99	30.17	29.97	30.34	30.31
	1250m (6) 12:23.28	1300m (6) 12:53.63	1350m (6) 13:23.91	1400m (6) 13:53.90	1450m (6) 14:23.22			
	29.86	30.35	30.28	29.99	29.32	28.89		



RESULTS SUMMARY

比赛成绩综合 / Résumé des résultats

	Record	Splits				Name	NOC Code	Location	Date
WR	14:34.56	54.19	1:52.45	2:51.29	3:50.18	HACKETT Grant	AUS	Fukuoka (JPN)	29 JUL 2001
		4:48.82	5:47.45	6:45.96	7:44.47				
		8:43.05	9:41.78	10:40.56	11:39.51				
OR	14:43.40	55.14	1:53.98	2:53.68	3:53.46	HACKETT Grant	AUS	Athens (GRE)	21 AUG 2004
		4:53.00	5:52.79	6:52.13	7:51.65				
		8:51.41	9:51.01	10:50.03	11:49.30				
		12:48.38	13:47.32						

Event No. 30

Rank	Heat	Lane	Name	Year of Birth	NOC Code	R.T.	Time	Time Behind
1	5	5	HACKETT Grant	1980	AUS	0.78	14:38.92	Q OR
	50m 26.72	100m 55.82	150m 1:25.30	200m 1:54.43	250m 2:23.64	300m 2:52.76	350m 3:22.02	400m 3:51.29
		29.10	29.48	29.13	29.21	29.12	29.26	29.27
	450m 4:20.76	500m 4:50.12	550m 5:19.71	600m 5:49.21	650m 6:18.85	700m 6:48.28	750m 7:18.01	800m 7:47.55
	29.47	29.36	29.59	29.50	29.64	29.43	29.73	29.54
	850m 8:17.15	900m 8:46.77	950m 9:16.50	1000m 9:46.03	1050m 10:15.50	1100m 10:44.83	1150m 11:14.33	1200m 11:43.78
	29.60	29.62	29.73	29.53	29.47	29.33	29.50	29.45
	1250m 12:13.22	1300m 12:42.62	1350m 13:12.03	1400m 13:41.58	1450m 14:10.99			
	29.44	29.40	29.41	29.55	29.41	27.93		
2	3	5	COCHRANE Ryan	1988	CAN	0.82	14:40.84	1.92 Q AM
	50m 27.05	100m 56.31	150m 1:25.65	200m 1:55.14	250m 2:24.41	300m 2:53.51	350m 3:22.71	400m 3:51.86
		29.26	29.34	29.49	29.27	29.10	29.20	29.15
	450m 4:21.27	500m 4:50.44	550m 5:19.64	600m 5:48.95	650m 6:18.62	700m 6:48.04	750m 7:17.72	800m 7:47.11
	29.41	29.17	29.20	29.31	29.67	29.42	29.68	29.39
	850m 8:16.75	900m 8:46.41	950m 9:16.43	1000m 9:46.22	1050m 10:16.10	1100m 10:46.07	1150m 11:15.61	1200m 11:45.59
	29.64	29.66	30.02	29.79	29.88	29.97	29.54	29.98
	1250m 12:15.41	1300m 12:45.06	1350m 13:14.61	1400m 13:44.55	1450m 14:13.63			
	29.82	29.65	29.55	29.94	29.08	27.21		
3	3	4	PRILUKOV Yuriy	1984	RUS	0.83	14:41.13	2.21 Q ER
	50m 27.41	100m 56.73	150m 1:26.22	200m 1:55.66	250m 2:25.14	300m 2:54.35	350m 3:23.66	400m 3:52.84
		29.32	29.49	29.44	29.48	29.21	29.31	29.18
	450m 4:22.20	500m 4:51.50	550m 5:20.83	600m 5:50.11	650m 6:19.53	700m 6:48.73	750m 7:18.21	800m 7:47.79
	29.36	29.30	29.33	29.28	29.42	29.20	29.48	29.58
	850m 8:17.46	900m 8:46.97	950m 9:16.57	1000m 9:46.34	1050m 10:16.10	1100m 10:46.01	1150m 11:15.77	1200m 11:45.59
	29.67	29.51	29.60	29.77	29.76	29.91	29.76	29.82
	1250m 12:15.34	1300m 12:45.21	1350m 13:14.93	1400m 13:44.78	1450m 14:13.95			
	29.75	29.87	29.72	29.85	29.17	27.18		
4	5	6	ZHANG Lin	1987	CHN	0.81	14:45.84	6.92 Q AS
	50m 26.93	100m 55.91	150m 1:25.41	200m 1:54.74	250m 2:24.11	300m 2:53.44	350m 3:22.71	400m 3:52.12
		28.98	29.50	29.33	29.37	29.33	29.27	29.41
	450m 4:21.45	500m 4:50.98	550m 5:20.20	600m 5:49.61	650m 6:19.12	700m 6:48.75	750m 7:18.43	800m 7:48.22
	29.33	29.53	29.22	29.41	29.51	29.63	29.68	29.79
	850m 8:17.74	900m 8:47.57	950m 9:17.50	1000m 9:47.60	1050m 10:17.52	1100m 10:47.37	1150m 11:17.29	1200m 11:47.13
	29.52	29.83	29.93	30.10	29.92	29.85	29.92	29.84
	1250m 12:16.92	1300m 12:46.91	1350m 13:17.14	1400m 13:47.25	1450m 14:17.19			
	29.79	29.99	30.23	30.11	29.94	28.65		
5	3	3	DAVIES David	1985	GBR	0.89	14:46.11	7.19 Q
	50m 27.31	100m 56.69	150m 1:26.67	200m 1:56.20	250m 2:25.72	300m 2:55.21	350m 3:24.49	400m 3:53.98
		29.38	29.98	29.53	29.52	29.49	29.28	29.49
	450m 4:23.41	500m 4:53.13	550m 5:22.52	600m 5:52.29	650m 6:21.92	700m 6:51.63	750m 7:21.19	800m 7:50.94
	29.43	29.72	29.39	29.77	29.63	29.71	29.56	29.75
	850m 8:20.79	900m 8:50.38	950m 9:20.14	1000m 9:49.85	1050m 10:19.53	1100m 10:49.51	1150m 11:19.34	1200m 11:49.08
	29.85	29.59	29.76	29.71	29.68	29.98	29.83	29.74
	1250m 12:19.10	1300m 12:48.98	1350m 13:18.74	1400m 13:48.22	1450m 14:17.65			
	30.02	29.88	29.76	29.48	29.43	28.46		
6	4	6	MELLOULI Oussama	1984	TUN	0.83	14:47.76	8.84 Q AF
	50m 27.52	100m 57.36	150m 1:27.11	200m 1:56.76	250m 2:26.54	300m 2:56.39	350m 3:26.13	400m 3:55.70
		29.84	29.75	29.65	29.78	29.85	29.74	29.57
	450m 4:25.65	500m 4:55.27	550m 5:25.12	600m 5:54.98	650m 6:24.88	700m 6:54.70	750m 7:24.51	800m 7:54.22
	29.95	29.62	29.85	29.66	29.90	29.82	29.81	29.71
	850m 8:24.07	900m 8:53.75	950m 9:23.26	1000m 9:52.99	1050m 10:22.51	1100m 10:51.99	1150m 11:21.71	1200m 11:51.43
	29.85	29.68	29.51	29.73	29.52	29.48	29.72	29.72
	1250m 12:21.07	1300m 12:50.89	1350m 13:20.55	1400m 13:50.63	1450m 14:19.54			
	29.64	29.82	29.66	30.08	28.91	28.22		



Event No. 30

Rank	Heat	Lane	Name	Year of Birth	NOC Code	R.T.	Time	Time Behind
7	4	2	SUN Yang	1991	CHN	0.84	14:48.39	9.47 Q
	50m 28.00	100m 57.96	150m 1:28.00	200m 1:57.77	250m 2:27.61	300m 2:57.41	350m 3:27.11	400m 3:56.69
		29.96	30.04	29.77	29.84	29.80	29.70	29.58
	450m 4:26.31	500m 4:55.90	550m 5:25.57	600m 5:55.14	650m 6:24.92	700m 6:54.66	750m 7:24.51	800m 7:54.18
	29.62	29.59	29.67	29.57	29.78	29.74	29.85	29.67
	850m 8:24.03	900m 8:53.92	950m 9:23.65	1000m 9:53.17	1050m 10:22.92	1100m 10:52.49	1150m 11:22.38	1200m 11:52.11
	29.85	29.89	29.73	29.52	29.75	29.57	29.89	29.73
	1250m 12:21.91	1300m 12:51.91	1350m 13:22.10	1400m 13:51.98	1450m 14:21.28			
	29.80	30.00	30.19	29.88	29.30	27.11		
8	5	3	JENSEN Larsen	1985	USA	0.76	14:49.53	10.61 Q
	50m 27.31	100m 56.58	150m 1:26.06	200m 1:55.49	250m 2:25.15	300m 2:54.75	350m 3:24.40	400m 3:54.24
		29.27	29.48	29.43	29.66	29.60	29.65	29.84
	450m 4:23.84	500m 4:53.65	550m 5:23.45	600m 5:53.59	650m 6:23.50	700m 6:53.80	750m 7:23.99	800m 7:54.07
	29.60	29.81	29.80	30.14	29.91	30.30	30.19	30.08
	850m 8:23.74	900m 8:53.73	950m 9:23.55	1000m 9:53.30	1050m 10:23.16	1100m 10:53.12	1150m 11:23.00	1200m 11:53.14
	29.67	29.99	29.82	29.75	29.86	29.96	29.88	30.14
	1250m 12:23.06	1300m 12:53.10	1350m 13:22.63	1400m 13:52.36	1450m 14:21.16			
	29.92	30.04	29.53	29.73	28.80	28.37		
9	4	4	SAWRYMOWICZ Mateusz	1987	POL	0.83	14:50.30	11.38
	50m 28.21	100m 58.12	150m 1:27.89	200m 1:57.61	250m 2:27.23	300m 2:57.04	350m 3:26.79	400m 3:56.54
		29.91	29.77	29.72	29.62	29.81	29.75	29.75
	450m 4:26.16	500m 4:55.72	550m 5:25.33	600m 5:55.29	650m 6:25.09	700m 6:54.82	750m 7:24.59	800m 7:54.47
	29.62	29.56	29.61	29.96	29.80	29.73	29.77	29.88
	850m 8:24.29	900m 8:54.15	950m 9:23.80	1000m 9:53.64	1050m 10:23.57	1100m 10:53.44	1150m 11:23.33	1200m 11:53.19
	29.82	29.86	29.65	29.84	29.93	29.87	29.89	29.86
	1250m 12:22.96	1300m 12:52.90	1350m 13:22.75	1400m 13:52.72	1450m 14:21.92			
	29.77	29.94	29.85	29.97	29.20	28.38		
10	4	5	COLBERTALDO Federico	1988	ITA	0.74	14:51.44	12.52
	50m 27.65	100m 57.20	150m 1:26.65	200m 1:56.36	250m 2:26.03	300m 2:55.87	350m 3:25.50	400m 3:55.44
		29.55	29.45	29.71	29.67	29.84	29.63	29.94
	450m 4:25.15	500m 4:55.09	550m 5:25.00	600m 5:55.09	650m 6:25.17	700m 6:55.10	750m 7:25.03	800m 7:54.89
	29.71	29.94	29.91	30.09	30.08	29.93	29.93	29.86
	850m 8:24.83	900m 8:54.60	950m 9:24.32	1000m 9:54.27	1050m 10:23.99	1100m 10:54.01	1150m 11:23.90	1200m 11:53.78
	29.94	29.77	29.72	29.95	29.72	30.02	29.89	29.88
	1250m 12:23.63	1300m 12:53.71	1350m 13:23.76	1400m 13:54.05	1450m 14:23.42			
	29.85	30.08	30.05	30.29	29.37	28.02		
11	5	4	VANDERKAA Peter	1984	USA	0.78	14:52.11	13.19
	50m 27.11	100m 56.32	150m 1:25.82	200m 1:55.47	250m 2:24.93	300m 2:54.62	350m 3:24.21	400m 3:54.06
		29.21	29.50	29.65	29.46	29.69	29.59	29.85
	450m 4:23.80	500m 4:53.71	550m 5:23.43	600m 5:53.53	650m 6:23.34	700m 6:53.29	750m 7:22.97	800m 7:52.85
	29.74	29.91	29.72	30.10	29.81	29.95	29.68	29.88
	850m 8:22.50	900m 8:52.75	950m 9:22.62	1000m 9:52.83	1050m 10:22.87	1100m 10:53.19	1150m 11:23.22	1200m 11:53.47
	29.65	30.25	29.87	30.21	30.04	30.32	30.03	30.25
	1250m 12:23.86	1300m 12:53.80	1350m 13:23.48	1400m 13:53.51	1450m 14:23.15			
	30.39	29.94	29.68	30.03	29.64	28.96		
12	5	1	GIANNIOTIS Spyridon	1980	GRE	0.82	14:53.32	14.40
	50m 27.66	100m 57.84	150m 1:28.13	200m 1:58.09	250m 2:27.96	300m 2:57.70	350m 3:27.71	400m 3:57.41
		30.18	30.29	29.96	29.87	29.74	30.01	29.70
	450m 4:27.06	500m 4:56.47	550m 5:26.23	600m 5:55.94	650m 6:25.77	700m 6:55.54	750m 7:25.73	800m 7:55.67
	29.65	29.41	29.76	29.71	29.83	29.77	30.19	29.94
	850m 8:25.53	900m 8:55.47	950m 9:25.69	1000m 9:55.72	1050m 10:26.02	1100m 10:56.03	1150m 11:26.30	1200m 11:56.29
	29.86	29.94	30.22	30.03	30.30	30.01	30.27	29.99
	1250m 12:26.34	1300m 12:56.29	1350m 13:26.06	1400m 13:55.99	1450m 14:25.55			
	30.05	29.95	29.77	29.93	29.56	27.77		
13	2	3	ROSTOUCHER Nicolas	1981	FRA	0.96	15:00.58	21.66
	50m 28.25	100m 57.92	150m 1:27.86	200m 1:57.94	250m 2:27.77	300m 2:57.85	350m 3:27.91	400m 3:58.21
		29.67	29.94	30.08	29.83	30.08	30.06	30.30
	450m 4:28.39	500m 4:58.77	550m 5:29.25	600m 5:59.61	650m 6:29.84	700m 7:00.20	750m 7:30.34	800m 8:00.61
	30.18	30.38	30.48	30.36	30.23	30.36	30.14	30.27
	850m 8:30.92	900m 9:01.06	950m 9:31.38	1000m 10:01.87	1050m 10:31.89	1100m 11:01.79	1150m 11:31.82	1200m 12:02.17
	30.31	30.14	30.32	30.49	30.02	29.90	30.03	30.35
	1250m 12:32.38	1300m 13:02.84	1350m 13:33.20	1400m 14:03.12	1450m 14:32.22			
	30.21	30.46	30.36	29.92	29.10	28.36		
14	2	5	GLAESNER Mads	1988	DEN	0.71	15:03.33	24.41
	50m 27.07	100m 56.17	150m 1:25.58	200m 1:54.98	250m 2:24.90	300m 2:54.78	350m 3:25.08	400m 3:55.16
		29.10	29.41	29.40	29.92	29.88	30.30	30.08
	450m 4:25.36	500m 4:55.58	550m 5:25.87	600m 5:56.46	650m 6:27.19	700m 6:57.66	750m 7:28.47	800m 7:59.12
	30.20	30.22	30.29	30.59	30.73	30.47	30.81	30.65
	850m 8:29.81	900m 9:00.35	950m 9:31.10	1000m 10:01.70	1050m 10:32.53	1100m 11:02.81	1150m 11:33.60	1200m 12:04.25
	30.69	30.54	30.75	30.60	30.83	30.28	30.79	30.65
	1250m 12:35.04	1300m 13:05.70	1350m 13:36.29	1400m 14:06.65	1450m 14:35.77			
	30.79	30.66	30.59	30.36	29.12	27.56		



Event No. 30

Rank	Heat	Lane	Name	Year of Birth	NOC Code	R.T.	Time	Time Behind
15	4	3	STEVENS Craig	1980	AUS	0.80	15:04.82	25.90
	50m 28.27	100m 58.22	150m 1:28.28	200m 1:58.31	250m 2:27.83	300m 2:57.67	350m 3:27.22	400m 3:56.94
		29.95	30.06	30.03	29.52	29.84	29.55	29.72
	450m 4:26.58	500m 4:56.25	550m 5:25.96	600m 5:55.77	650m 6:25.56	700m 6:55.45	750m 7:25.18	800m 7:55.24
	29.64	29.67	29.71	29.81	29.79	29.89	29.73	30.06
	850m 8:25.39	900m 8:55.65	950m 9:26.01	1000m 9:56.41	1050m 10:26.70	1100m 10:57.23	1150m 11:27.83	1200m 11:58.55
	30.15	30.26	30.36	30.40	30.29	30.53	30.60	30.72
	1250m 12:29.43	1300m 13:00.35	1350m 13:31.49	1400m 14:02.40	1450m 14:33.71			
	30.88	30.92	31.14	30.91	31.31			
16	3	6	PARK Taehwan	1989	KOR	0.66	15:05.55	26.63
	50m 27.41	100m 57.03	150m 1:26.41	200m 1:56.07	250m 2:25.42	300m 2:54.90	350m 3:24.17	400m 3:53.74
		29.62	29.38	29.66	29.35	29.48	29.27	29.57
	450m 4:22.97	500m 4:52.70	550m 5:22.21	600m 5:52.15	650m 6:21.94	700m 6:52.17	750m 7:22.23	800m 7:53.04
	29.23	29.73	29.51	29.94	29.79	30.23	30.06	30.81
	850m 8:23.25	900m 8:54.43	950m 9:24.86	1000m 9:56.29	1050m 10:26.73	1100m 10:57.96	1150m 11:28.57	1200m 12:00.04
	30.21	31.18	30.43	31.43	30.44	31.23	30.61	31.47
	1250m 12:30.89	1300m 13:02.39	1350m 13:33.32	1400m 14:05.11	1450m 14:35.71			
	30.85	31.50	30.93	31.79	30.60	29.84		
17	4	7	PIZZETTI Samuel	1986	ITA	0.92	15:07.02	28.10
	50m 28.02	100m 57.91	150m 1:28.29	200m 1:58.46	250m 2:27.98	300m 2:57.67	350m 3:27.77	400m 3:58.11
		29.89	30.38	30.17	29.52	29.69	30.10	30.34
	450m 4:28.09	500m 4:58.44	550m 5:28.29	600m 5:58.26	650m 6:28.42	700m 6:58.59	750m 7:28.88	800m 7:59.23
	29.98	30.35	29.85	29.97	30.16	30.17	30.29	30.35
	850m 8:29.38	900m 8:59.80	950m 9:30.34	1000m 10:01.25	1050m 10:32.06	1100m 11:02.63	1150m 11:33.40	1200m 12:04.37
	30.15	30.42	30.54	30.91	30.81	30.57	30.77	30.97
	1250m 12:35.36	1300m 13:06.05	1350m 13:36.64	1400m 14:07.55	1450m 14:37.88			
	30.99	30.89	30.59	30.91	30.33	29.14		
18	3	7	MATSUDA Takeshi	1984	JPN	0.75	15:09.17	30.25
	50m 27.58	100m 57.35	150m 1:27.09	200m 1:56.70	250m 2:26.27	300m 2:55.88	350m 3:25.67	400m 3:55.55
		29.77	29.74	29.61	29.57	29.61	29.79	29.88
	450m 4:25.50	500m 4:55.55	550m 5:25.80	600m 5:55.66	650m 6:25.98	700m 6:56.39	750m 7:26.97	800m 7:57.64
	29.95	30.05	30.25	29.86	30.32	30.41	30.58	30.67
	850m 8:28.34	900m 8:59.32	950m 9:30.18	1000m 10:01.09	1050m 10:32.15	1100m 11:03.09	1150m 11:34.34	1200m 12:05.41
	30.70	30.98	30.86	30.91	31.06	30.94	31.25	31.07
	1250m 12:36.41	1300m 13:07.64	1350m 13:39.00	1400m 14:09.97	1450m 14:39.92			
	31.00	31.23	31.36	30.97	29.95	29.25		
19	5	8	KIS Gergo	1988	HUN	0.88	15:09.67	30.75
	50m 27.90	100m 57.65	150m 1:27.00	200m 1:55.89	250m 2:24.86	300m 2:55.16	350m 3:25.15	400m 3:55.61
		29.75	29.35	28.89	28.97	30.30	29.99	30.46
	450m 4:26.62	500m 4:57.14	550m 5:28.17	600m 5:59.57	650m 6:30.00	700m 7:00.72	750m 7:31.21	800m 8:02.24
	31.01	30.52	31.03	31.40	30.43	30.72	30.49	31.03
	850m 8:33.32	900m 9:03.95	950m 9:34.48	1000m 10:05.48	1050m 10:36.48	1100m 11:07.52	1150m 11:38.62	1200m 12:09.61
	31.08	30.63	30.53	31.00	31.00	31.04	31.10	30.99
	1250m 12:40.34	1300m 13:11.05	1350m 13:41.64	1400m 14:12.24	1450m 14:41.40			
	30.73	30.71	30.59	30.60	29.16	28.27		
20	2	2	VANGENEUGDEN Tom	1983	BEL	0.90	15:11.04	32.12
	50m 28.49	100m 58.66	150m 1:28.86	200m 1:59.33	250m 2:29.53	300m 2:59.98	350m 3:30.44	400m 4:00.87
		30.17	30.20	30.47	30.20	30.45	30.46	30.43
	450m 4:31.21	500m 5:01.53	550m 5:32.04	600m 6:02.58	650m 6:33.34	700m 7:03.75	750m 7:34.39	800m 8:05.04
	30.34	30.32	30.51	30.54	30.76	30.41	30.64	30.65
	850m 8:35.76	900m 9:06.38	950m 9:37.18	1000m 10:07.84	1050m 10:38.44	1100m 11:09.16	1150m 11:39.69	1200m 12:10.22
	30.72	30.62	30.80	30.66	30.60	30.72	30.53	30.53
	1250m 12:40.86	1300m 13:11.45	1350m 13:42.07	1400m 14:12.68	1450m 14:42.76			
	30.64	30.59	30.62	30.61	30.08	28.28		
21	1	5	JANISTYN Florian	1988	AUT	0.91	15:12.46	33.54
	50m 28.96	100m 59.72	150m 1:30.09	200m 2:00.36	250m 2:30.92	300m 3:01.33	350m 3:31.88	400m 4:01.96
		30.76	30.37	30.27	30.56	30.41	30.55	30.08
	450m 4:32.81	500m 5:03.25	550m 5:33.02	600m 6:03.02	650m 6:33.35	700m 7:03.77	750m 7:34.18	800m 8:04.79
	30.85	30.44	29.77	30.00	30.33	30.42	30.41	30.61
	850m 8:35.36	900m 9:05.67	950m 9:36.37	1000m 10:06.69	1050m 10:37.27	1100m 11:07.77	1150m 11:38.96	1200m 12:09.64
	30.57	30.31	30.70	30.32	30.58	30.50	31.19	30.68
	1250m 12:40.91	1300m 13:11.46	1350m 13:42.16	1400m 14:12.69	1450m 14:43.17			
	31.27	30.55	30.70	30.53	30.48	29.29		
22	5	7	PRINSLOO Troy	1985	RSA	0.79	15:12.64	33.72
	50m 28.15	100m 57.72	150m 1:27.55	200m 1:57.40	250m 2:27.43	300m 2:57.35	350m 3:27.45	400m 3:57.68
		29.57	29.83	29.85	30.03	29.92	30.10	30.23
	450m 4:28.03	500m 4:58.42	550m 5:28.78	600m 5:59.22	650m 6:29.64	700m 7:00.26	750m 7:31.09	800m 8:01.93
	30.35	30.39	30.36	30.44	30.42	30.62	30.83	30.84
	850m 8:32.87	900m 9:03.55	950m 9:34.28	1000m 10:05.08	1050m 10:36.04	1100m 11:07.04	1150m 11:38.23	1200m 12:09.15
	30.94	30.68	30.73	30.80	30.96	31.00	31.19	30.92
	1250m 12:40.24	1300m 13:11.32	1350m 13:41.97	1400m 14:12.89	1450m 14:43.35			
	31.09	31.08	30.65	30.92	30.46	29.29		



Event No. 30

Rank	Heat	Lane	Name	Year of Birth	NOC Code	R.T.	Time	Time Behind
23	3	1	FESENKO Sergiy	1982	UKR	0.92	15:13.03	34.11
	50m 28.47	100m 58.74	150m 1:28.82	200m 1:58.92	250m 2:28.74	300m 2:58.50	350m 3:28.62	400m 3:58.69
		30.27	30.08	30.10	29.82	29.76	30.12	30.07
	450m 4:29.05	500m 4:59.46	550m 5:29.62	600m 6:00.38	650m 6:31.06	700m 7:01.91	750m 7:33.15	800m 8:03.89
	30.36	30.41	30.16	30.76	30.68	30.85	31.24	30.74
	850m 8:34.55	900m 9:05.76	950m 9:37.12	1000m 10:08.03	1050m 10:38.77	1100m 11:09.32	1150m 11:40.41	1200m 12:10.68
	30.66	31.21	31.36	30.91	30.74	30.55	31.09	30.27
	1250m 12:41.68	1300m 13:12.02	1350m 13:43.03	1400m 14:13.18	1450m 14:43.89			
	31.00	30.34	31.01	30.15	30.71	29.14		
24	2	4	HRENIAK Maciej	1989	POL	0.75	15:16.16	37.24
	50m 28.21	100m 58.37	150m 1:28.71	200m 1:58.78	250m 2:29.39	300m 2:59.76	350m 3:30.54	400m 4:00.94
		30.16	30.34	30.07	30.61	30.37	30.78	30.40
	450m 4:31.59	500m 5:02.09	550m 5:32.56	600m 6:03.05	650m 6:33.69	700m 7:04.27	750m 7:34.82	800m 8:05.29
	30.65	30.50	30.47	30.49	30.64	30.58	30.55	30.47
	850m 8:36.35	900m 9:07.03	950m 9:37.76	1000m 10:08.55	1050m 10:39.55	1100m 11:10.26	1150m 11:41.29	1200m 12:12.31
	31.06	30.68	30.73	30.79	31.00	30.71	31.03	31.02
	1250m 12:43.38	1300m 13:14.52	1350m 13:45.66	1400m 14:16.65	1450m 14:47.29			
	31.07	31.14	31.14	30.99	30.64	28.87		
25	3	8	CHARLESWORTH Richard	1988	GBR	0.80	15:17.27	38.35
	50m 27.75	100m 57.48	150m 1:27.68	200m 1:57.91	250m 2:28.20	300m 2:58.57	350m 3:29.07	400m 3:59.62
		29.73	30.20	30.23	30.29	30.37	30.50	30.55
	450m 4:30.21	500m 5:00.87	550m 5:31.48	600m 6:02.26	650m 6:33.07	700m 7:03.93	750m 7:34.83	800m 8:05.67
	30.59	30.66	30.61	30.78	30.81	30.86	30.90	30.84
	850m 8:36.46	900m 9:07.27	950m 9:38.14	1000m 10:09.06	1050m 10:40.17	1100m 11:11.13	1150m 11:42.14	1200m 12:13.10
	30.79	30.81	30.87	30.92	31.11	30.96	31.01	30.96
	1250m 12:44.04	1300m 13:15.05	1350m 13:46.16	1400m 14:17.27	1450m 14:47.82			
	30.94	31.01	31.11	31.11	30.55	29.45		
26	4	8	RIVERA Marco	1983	ESP	0.88	15:18.98	40.06
	50m 27.82	100m 57.67	150m 1:27.67	200m 1:57.82	250m 2:28.16	300m 2:58.49	350m 3:28.67	400m 3:59.22
		29.85	30.00	30.15	30.34	30.33	30.18	30.55
	450m 4:29.54	500m 4:59.99	550m 5:30.32	600m 6:01.03	650m 6:31.54	700m 7:02.31	750m 7:32.91	800m 8:03.77
	30.32	30.45	30.33	30.71	30.51	30.77	30.60	30.86
	850m 8:34.50	900m 9:05.56	950m 9:36.59	1000m 10:07.81	1050m 10:38.99	1100m 11:10.27	1150m 11:41.30	1200m 12:12.62
	30.73	31.06	31.03	31.22	31.18	31.28	31.03	31.32
	1250m 12:44.06	1300m 13:15.34	1350m 13:46.49	1400m 14:17.89	1450m 14:49.01			
	31.44	31.28	31.15	31.40	31.12	29.97		
27	3	2	ROUAULT Sebastien	1986	FRA	0.76	15:21.14	42.22
	50m 28.19	100m 58.33	150m 1:28.16	200m 1:58.05	250m 2:27.62	300m 2:57.49	350m 3:27.58	400m 3:57.37
		30.14	29.83	29.89	29.57	29.87	30.09	29.79
	450m 4:27.97	500m 4:58.20	550m 5:28.61	600m 5:59.38	650m 6:30.47	700m 7:01.66	750m 7:33.01	800m 8:04.07
	30.60	30.23	30.41	30.77	31.09	31.19	31.35	31.06
	850m 8:34.26	900m 9:05.58	950m 9:36.84	1000m 10:08.24	1050m 10:39.62	1100m 11:10.67	1150m 11:42.21	1200m 12:13.30
	30.19	31.32	31.26	31.40	31.38	31.05	31.54	31.09
	1250m 12:45.10	1300m 13:16.34	1350m 13:47.92	1400m 14:19.66	1450m 14:49.95			
	31.80	31.24	31.58	31.74	30.29	31.19		
28	2	1	COMAN Dragos Cristian	1980	ROU	0.90	15:24.05	45.13
	50m 28.76	100m 58.75	150m 1:29.03	200m 1:59.28	250m 2:29.58	300m 3:00.21	350m 3:30.47	400m 4:01.08
		29.99	30.28	30.25	30.30	30.63	30.26	30.61
	450m 4:31.83	500m 5:02.35	550m 5:33.10	600m 6:03.55	650m 6:34.47	700m 7:05.44	750m 7:36.23	800m 8:07.48
	30.75	30.52	30.75	30.45	30.92	30.97	30.79	31.25
	850m 8:38.42	900m 9:09.70	950m 9:40.92	1000m 10:12.17	1050m 10:43.92	1100m 11:15.26	1150m 11:46.40	1200m 12:18.05
	30.94	31.28	31.22	31.25	31.75	31.34	31.14	31.65
	1250m 12:49.40	1300m 13:20.77	1350m 13:52.22	1400m 14:23.47	1450m 14:54.31			
	31.35	31.37	31.45	31.25	30.84	29.74		
29	2	7	COSTA Fernando	1985	POR	0.82	15:26.21	47.29
	50m 28.19	100m 58.41	150m 1:28.34	200m 1:58.71	250m 2:28.91	300m 2:59.41	350m 3:29.86	400m 4:00.33
		30.22	29.93	30.37	30.20	30.50	30.45	30.47
	450m 4:31.12	500m 5:02.12	550m 5:33.15	600m 6:04.01	650m 6:35.08	700m 7:06.07	750m 7:37.01	800m 8:08.41
	30.79	31.00	31.03	30.86	31.07	30.99	30.94	31.40
	850m 8:39.54	900m 9:10.80	950m 9:42.08	1000m 10:13.32	1050m 10:44.76	1100m 11:16.27	1150m 11:47.82	1200m 12:19.26
	31.13	31.26	31.28	31.24	31.44	31.51	31.55	31.44
	1250m 12:51.04	1300m 13:22.64	1350m 13:54.29	1400m 14:25.65	1450m 14:56.37			
	31.78	31.60	31.65	31.36	30.72	29.84		
30	1	3	STOYCHEV Petar	1976	BUL	1.04	15:28.84	49.92
	50m 28.66	100m 59.30	150m 1:29.45	200m 1:59.85	250m 2:30.15	300m 3:00.84	350m 3:31.64	400m 4:02.33
		30.64	30.15	30.40	30.30	30.69	30.80	30.69
	450m 4:33.22	500m 5:03.84	550m 5:34.12	600m 6:04.68	650m 6:35.41	700m 7:06.43	750m 7:37.39	800m 8:08.49
	30.89	30.62	30.28	30.56	30.73	31.02	30.96	31.10
	850m 8:39.67	900m 9:10.93	950m 9:42.12	1000m 10:13.73	1050m 10:45.07	1100m 11:16.74	1150m 11:48.31	1200m 12:20.31
	31.18	31.26	31.19	31.61	31.34	31.67	31.57	32.00
	1250m 12:51.77	1300m 13:23.37	1350m 13:55.01	1400m 14:26.64	1450m 14:58.33			
	31.46	31.60	31.64	31.63	31.69	30.51		



Event No. 30

Rank	Heat	Lane	Name	Year of Birth	NOC Code	R.T.	Time	Time Behind
31	5	2	LOBINTSEV Nikita	1988	RUS	0.82	15:35.47	56.55
	50m 27.57	100m 57.84	150m 1:28.71	200m 1:59.52	250m 2:30.25	300m 3:01.45	350m 3:32.84	400m 4:04.46
		30.27	30.87	30.81	30.73	31.20	31.39	31.62
	450m 4:35.26	500m 5:06.77	550m 5:38.24	600m 6:10.02	650m 6:41.52	700m 7:13.21	750m 7:44.82	800m 8:16.39
	30.80	31.51	31.47	31.78	31.50	31.69	31.61	31.57
	850m 8:48.28	900m 9:20.03	950m 9:51.95	1000m 10:23.95	1050m 10:55.85	1100m 11:27.29	1150m 11:58.65	1200m 12:29.91
	31.89	31.75	31.92	32.00	31.90	31.44	31.36	31.26
	1250m 13:01.41	1300m 13:32.55	1350m 14:03.57	1400m 14:34.74	1450m 15:05.51			
	31.50	31.14	31.02	31.17	30.77	29.96		
32	1	6	ARABEJO Ryan Paolo	1989	PHI	0.76	15:42.27	1:03.35
	50m 29.56	100m 1:00.73	150m 1:32.19	200m 2:03.74	250m 2:35.12	300m 3:06.55	350m 3:37.82	400m 4:08.99
		31.17	31.46	31.55	31.38	31.43	31.27	31.17
	450m 4:40.01	500m 5:11.04	550m 5:41.84	600m 6:12.78	650m 6:43.70	700m 7:14.82	750m 7:46.01	800m 8:17.49
	31.02	31.03	30.80	30.94	30.92	31.12	31.19	31.48
	850m 8:49.38	900m 9:21.22	950m 9:52.84	1000m 10:24.58	1050m 10:56.33	1100m 11:28.05	1150m 11:59.87	1200m 12:31.77
	31.89	31.84	31.62	31.74	31.75	31.72	31.82	31.90
	1250m 13:03.87	1300m 13:35.96	1350m 14:08.09	1400m 14:40.12	1450m 15:12.18			
	32.10	32.09	32.13	32.03	32.06	30.09		
33	2	8	MONASTERIO GUAIMARE Ricardo Andres	1978	VEN	0.74	15:45.98	1:07.06
	50m 27.77	100m 57.43	150m 1:27.60	200m 1:58.31	250m 2:28.89	300m 2:59.61	350m 3:30.55	400m 4:01.22
		29.66	30.17	30.71	30.58	30.72	30.94	30.67
	450m 4:32.76	500m 5:04.25	550m 5:36.14	600m 6:07.78	650m 6:39.76	700m 7:11.55	750m 7:43.56	800m 8:15.71
	31.54	31.49	31.89	31.64	31.98	31.79	32.01	32.15
	850m 8:47.97	900m 9:20.05	950m 9:52.47	1000m 10:24.57	1050m 10:56.99	1100m 11:29.33	1150m 12:01.78	1200m 12:33.96
	32.26	32.08	32.42	32.10	32.42	32.34	32.45	32.18
	1250m 13:06.43	1300m 13:38.60	1350m 14:11.07	1400m 14:43.14	1450m 15:15.45			
	32.47	32.17	32.47	32.07	32.31	30.53		
34	1	4	PEREYRA Juan Martin	1980	ARG	0.92	15:49.57	1:10.65
	50m 28.63	100m 1:00.18	150m 1:31.44	200m 2:02.46	250m 2:33.26	300m 3:03.90	350m 3:34.84	400m 4:06.08
		31.55	31.26	31.02	30.80	30.64	30.94	31.24
	450m 4:37.35	500m 5:08.72	550m 5:39.93	600m 6:11.53	650m 6:43.42	700m 7:15.43	750m 7:47.31	800m 8:19.41
	31.27	31.37	31.21	31.60	31.89	32.01	31.88	32.10
	850m 8:51.65	900m 9:23.81	950m 9:55.88	1000m 10:28.03	1050m 11:00.86	1100m 11:32.90	1150m 12:05.30	1200m 12:37.46
	32.24	32.16	32.07	32.15	32.83	32.04	32.40	32.16
	1250m 13:09.69	1300m 13:42.23	1350m 14:14.65	1400m 14:46.98	1450m 15:18.86			
	32.23	32.54	32.42	32.33	31.88	30.71		
35	1	2	YILDIRIMER Ediz	1993	TUR	0.81	16:28.79	1:49.87
	50m 28.88	100m 1:00.64	150m 1:33.18	200m 2:05.78	250m 2:38.41	300m 3:11.39	350m 3:44.45	400m 4:17.45
		31.76	32.54	32.60	32.63	32.98	33.06	33.00
	450m 4:50.55	500m 5:24.06	550m 5:57.30	600m 6:30.36	650m 7:03.66	700m 7:37.18	750m 8:10.65	800m 8:44.00
	33.10	33.51	33.24	33.06	33.30	33.52	33.47	33.35
	850m 9:17.48	900m 9:50.72	950m 10:24.24	1000m 10:57.10	1050m 11:30.43	1100m 12:04.01	1150m 12:37.64	1200m 13:11.28
	33.48	33.24	33.52	32.86	33.33	33.58	33.63	33.64
	1250m 13:45.01	1300m 14:18.64	1350m 14:51.93	1400m 15:25.19	1450m 15:57.92			
	33.73	33.63	33.29	33.26	32.73	30.87		
	2	6	KUBUSCH Christian	1988	GER		DNS	
	4	1	TURK Luka	1986	SLO		DNS	

Legend:

AF African record	AM Americas record	AS Asian record	DNS Did not start
ER European record	OR Olympic record	Q Qualified for the next phase	R.T. Reaction time



RESULTS

比赛成绩 / Résultats

	Record	Split	Name	NOC Code	Location	Date
WR	52.89	25.60	PEIRSOL Aaron	USA	Omaha, NE (USA)	1 JUL 2008
OR	52.97	25.77	STOECKEL Hayden	AUS	Beijing (CHN)	11 AUG 2008

Event No. 10

Rank	Lane	Name	NOC Code	R.T.	50m	Time	Time Behind
1	2	PEIRSOL Aaron	USA	0.63	(2) 25.65	52.54 26.89	WR
2	5	GREVERS Matt	USA	0.67	(3) 25.68	53.11 27.43	0.57
3	3	VYATCHANIN Arkady	RUS	0.77	(7) 26.11	53.18 27.07	0.64
3	4	STOECKEL Hayden	AUS	0.58	(4) 25.78	53.18 27.40	0.64
5	8	DELANEY Ashley	AUS	0.53	(5) 25.89	53.31 27.42	0.77
6	7	TANCOCK Liam	GBR	0.55	(1) 25.11	53.39 28.28	0.85
7	6	WILDEBOER Aschwin	ESP	0.61	(6) 26.00	53.51 27.51	0.97
8	1	MIYASHITA Junichi	JPN	0.62	(8) 26.30	53.99 27.69	1.45

Legend:

R.T. Reaction time

WR World record



RESULTS SUMMARY

比赛成绩综合 / Résumé des résultats

	Record	Split	Name	NOC Code	Location	Date
WR	52.89	25.60	PEIRSOL Aaron	USA	Omaha, NE (USA)	1 JUL 2008
OR	53.41	25.92	GREVERS Matt	USA	Beijing (CHN)	10 AUG 2008

Event No. 10

Rank	Heat	Lane	Name	Year of Birth	NOC Code	R.T.	50m	Time	Time Behind	
1	2	6	STOECKEL Hayden	1984	AUS	0.59	25.77	52.97 27.20		Q OR
2	2	4	GREVERS Matt	1985	USA	0.66	25.89	52.99 27.10	0.02	Q
3	1	4	VYATCHANIN Arkady	1984	RUS	0.78	26.01	53.06 27.05	0.09	Q ER
4	1	5	WILDEBOER Aschwin	1986	ESP	0.60	26.17	53.51 27.34	0.54	Q
5	2	5	PEIRSOL Aaron	1983	USA	0.72	26.07	53.56 27.49	0.59	Q
6	1	3	TANCOCK Liam	1985	GBR	0.56	25.68	53.61 27.93	0.64	Q
7	1	2	MIYASHITA Junichi	1983	JPN	0.58	26.09	53.69 27.60	0.72	Q AS
8	2	2	DELANEY Ashley	1986	AUS	0.50	25.96	53.76 27.80	0.79	Q
9	2	1	ROGAN Markus	1982	AUT	0.70	26.36	53.80 27.44	0.83	
10	1	7	MORITA Tomomi	1984	JPN	0.54	26.58	53.95 27.37	0.98	
11	2	3	ZANDBERG Gerhard	1983	RSA	0.63	25.96	53.98 28.02	1.01	
12	1	8	TAIT Gregor	1979	GBR	0.64	26.30	54.37 28.07	1.40	
13	1	6	KRIZKO Lubos	1979	SVK	0.64	26.30	54.38 28.08	1.41	
14	2	7	DONETS Stanislav	1983	RUS	0.72	26.44	54.57 28.13	1.60	
15	1	1	di TORA Mirco	1986	ITA	0.57	26.21	54.92 28.71	1.95	
16	2	8	BARNEA Guy	1987	ISR	0.64	26.60	54.93 28.33	1.96	

Legend:

AS Asian record
R.T. Reaction time

ER European record

OR Olympic record

Q Qualified for the next phase



RESULTS SUMMARY

比赛成绩综合 / Résumé des résultats

	Record	Split	Name	NOC Code	Location	Date
WR	52.89	25.60	PEIRSOL Aaron	USA	Omaha, NE (USA)	1 JUL 2008
OR	53.45	26.02	PEIRSOL Aaron	USA	Athens (GRE)	21 AUG 2004

Event No. 10

Rank	Heat	Lane	Name	Year of Birth	NOC Code	R.T.	50m	Time	Time Behind	
1	4	4	GREVERS Matt	1985	USA	0.67	25.92	53.41 27.49		Q OR
2	4	5	VYATCHANIN Arkady	1984	RUS	0.75	26.25	53.64 27.39	0.23	Q
3	6	4	PEIRSOL Aaron	1983	USA	0.67	26.16	53.65 27.49	0.24	Q
4	6	7	WILDEBOER Aschwin	1986	ESP	0.64	26.39	53.67 27.28	0.26	Q
5	3	5	ZANDBERG Gerhard	1983	RSA	0.68	26.11	53.75 27.64	0.34	Q AF
6	6	5	TANCOCK Liam	1985	GBR	0.58	25.59	53.85 28.26	0.44	Q
7	5	3	STOECKEL Hayden	1984	AUS	0.64	26.13	53.93 27.80	0.52	Q
8	3	8	KRIZKO Lubos	1979	SVK	0.65	25.78	54.07 28.29	0.66	Q
9	5	5	DELANEY Ashley	1986	AUS	0.55	26.60	54.08 27.48	0.67	Q
10	5	2	MIYASHITA Junichi	1983	JPN	0.61	26.17	54.12 27.95	0.71	Q
11	4	2	DONETS Stanislav	1983	RUS	0.72	26.26	54.18 27.92	0.77	Q
12	4	3	MORITA Tomomi	1984	JPN	0.51	26.24	54.21 27.97	0.80	Q
13	6	3	ROGAN Markus	1982	AUT	0.72	26.91	54.22 27.31	0.81	Q
14	6	1	di TORA Mirco	1986	ITA	0.58	26.03	54.39 28.36	0.98	Q
15	5	1	BARNEA Guy	1987	ISR	0.62	26.31	54.50 28.19	1.09	Q
16	5	6	TAIT Gregor	1979	GBR	0.71	26.26	54.62 28.36	1.21	Q
17	4	6	GRIGORIADIS Aristeidis	1985	GRE	0.64	26.34	54.71 28.37	1.30	
18	3	4	LESTINGI Damiano	1989	ITA	0.64	26.62	54.78 28.16	1.37	
19	5	4	MEEUW Helge	1984	GER	0.69	26.43	54.88 28.45	1.47	
20	6	2	GUIDO Guilherme	1987	BRA	0.52	26.66	54.89 28.23	1.48	
20	6	8	FLOREA Razvan Ionut	1980	ROU	0.67	26.67	54.89 28.22	1.48	
22	4	8	du RAND George	1982	RSA	0.73	26.85	54.90 28.05	1.49	
23	3	7	SUNG Min	1982	KOR	0.56	26.72	54.99 28.27	1.58	
24	4	1	KOZULJ Gordan	1976	CRO	0.58	26.01	55.05 29.04	1.64	
25	3	3	STASIULIS Benjamin	1986	FRA	0.60	26.25	55.08 28.83	1.67	
26	2	6	PINZON Omar	1989	COL	0.54	26.80	55.11 28.31	1.70	
27	3	6	MASSACAND Jonathan	1984	SUI	0.71	27.01	55.21 28.20	1.80	



Event No. 10

Rank	Heat	Lane	Name	Year of Birth	NOC Code	R.T.	50m	Time	Time Behind
28	4	7	DRIEBERGEN Nick	1987	NED	0.65	26.71	55.31 28.60	1.90
29	2	5	SANKOVICH Pavel	1990	BLR	0.61	26.54	55.39 28.85	1.98
30	3	1	BUYUKUNCU Derya	1976	TUR	0.56	26.93	55.43 28.50	2.02
31	5	8	TAPP Jake	1988	CAN	0.56	26.84	55.54 28.70	2.13
32	3	2	JANUSAITIS Vytautas	1981	LTU	0.62	26.60	55.65 29.05	2.24
33	6	6	RUPPRATH Thomas	1977	GER	0.70	26.91	55.77 28.86	2.36
34	5	7	STRAHIJA Marko	1975	CRO	0.60	26.66	55.89 29.23	2.48
35	2	4	ARNARSON Orn	1981	ISL	0.49	26.89	56.15 29.26	2.74
36	2	3	RUDOLF Roland	1985	HUN	0.66	27.02	56.25 29.23	2.84
37	2	2	SUN Xiaolei	1986	CHN	0.67	27.28	56.44 29.16	3.03
38	2	8	ISAKOV Oleksandr	1989	UKR	0.71	27.23	56.55 29.32	3.14
39	1	4	BUGAKOV Danil	1988	UZB	0.67	27.10	56.59 29.49	3.18
40	2	7	OTERO Eduardo German	1980	ARG	0.71	27.25	56.74 29.49	3.33
41	2	1	FUCIK Tomas	1985	CZE	0.60	27.55	57.29 29.74	3.88
42	1	5	OSSINSKIY Stanislav	1984	KAZ	0.69	27.65	57.42 29.77	4.01
43	1	3	HEINE Jared J	1984	MHL	0.62	28.02	58.86 30.84	5.45
44	1	2	KALALA Souhaib	1991	SYR	0.60	29.33	1:00.24 30.91	6.83
45	1	6	RANA Mohammad Rubel	1983	BAN	0.67	30.76	1:04.82 34.06	11.41

Legend:

AF African record

OR Olympic record

Q Qualified for the next phase

R.T. Reaction time



RESULTS

比赛成绩 / Résultats

	Record	Splits	Name	NOC Code	Location	Date
WR	1:54.32	26.88 55.67	1:25.05 LOCHTE Ryan	USA	Melbourne (AUS)	30 MAR 2007
=WR	1:54.32	27.36 56.05	1:25.24 PEIRSOL Aaron	USA	Omaha, NE (USA)	4 JUL 2008
OR	1:54.95	27.17 56.13	1:25.30 PEIRSOL Aaron	USA	Athens (GRE)	19 AUG 2004

Event No. 21

Rank	Lane	Name	NOC Code	R.T.	50m	100m	150m	Time	Time Behind
1	5	LOCHTE Ryan	USA	0.70	(2) 27.24	(3) 55.77 28.53	(2) 1:25.06 29.29	1:53.94 28.88	WR
2	4	PEIRSOL Aaron	USA	0.65	(3) 27.33	(2) 55.75 28.42	(2) 1:25.06 29.31	1:54.33 29.27	0.39
3	8	VYATCHANIN Arkady	RUS	0.79	(1) 26.90	(1) 55.34 28.44	(1) 1:24.83 29.49	1:54.93 30.10	0.99 ER
4	3	ROGAN Markus	AUT	0.72	(7) 27.58	(5) 56.55 28.97	(4) 1:25.54 28.99	1:55.49 29.95	1.55
5	6	IRIE Ryosuke	JPN	0.50	(4) 27.37	(4) 56.37 29.00	(5) 1:25.88 29.51	1:55.72 29.84	1.78
6	1	STOECKEL Hayden	AUS	0.63	(8) 27.67	(8) 57.33 29.66	(8) 1:27.37 30.04	1:56.39 29.02	2.45 OC
7	2	FLOREA Razvan Ionut	ROU	0.66	(6) 27.44	(6) 56.76 29.32	(7) 1:26.91 30.15	1:56.52 29.61	2.58
8	7	TAIT Gregor	GBR	0.68	(4) 27.37	(7) 56.82 29.45	(6) 1:26.70 29.88	1:57.00 30.30	3.06

Legend:

ER European record

OC Oceanian record

R.T. Reaction time

WR World record



National Aquatics Centre
国家游泳中心
Centre National de Natation

THU 星期四 JEU
14 AUG 2008
12:07

SWIMMING
游泳 / NATATION

MEN'S 200M BACKSTROKE
男子200米仰泳 / 200 M DOS - HOMMES

SEMIFINAL SWIM-OFF
半决赛重赛 / DEMI-FINALES - REPRISE



RESULTS

比赛成绩 / Résultats

	Record	Splits	Name	NOC Code	Location	Date
WR	1:54.32	26.88 55.67	1:25.05 LOCHTE Ryan	USA	Melbourne (AUS)	30 MAR 2007
=WR	1:54.32	27.36 56.05	1:25.24 PEIRSOL Aaron	USA	Omaha, NE (USA)	4 JUL 2008
OR	1:54.95	27.17 56.13	1:25.30 PEIRSOL Aaron	USA	Athens (GRE)	19 AUG 2004

Event No. 21

Rank	Lane	Name	NOC Code	R.T.	50m	100m	150m	Time	Time Behind
1	4	VYATCHANIN Arkady	RUS	0.85	(2) 27.52	(1) 56.87 29.35	(1) 1:27.82 30.95	1:57.75 29.93	
2	5	MEEUW Helge	GER	0.73	(1) 27.13	(2) 57.22 30.09	(2) 1:29.26 32.04	2:00.97 31.71	3.22

Legend:

R.T. Reaction time



RESULTS SUMMARY

比赛成绩综合 / Résumé des résultats

	Record	Splits			Name	NOC Code	Location	Date
WR	1:54.32	26.88	55.67	1:25.05	LOCHTE Ryan	USA	Melbourne (AUS)	30 MAR 2007
=WR	1:54.32	27.36	56.05	1:25.24	PEIRSOL Aaron	USA	Omaha, NE (USA)	4 JUL 2008
OR	1:54.95	27.17	56.13	1:25.30	PEIRSOL Aaron	USA	Athens (GRE)	19 AUG 2004

Event No. 21

Rank	Heat	Lane	Name	Year of Birth	NOC Code	R.T.	50m	100m	150m	Time	Time Behind	
1	1	4	PEIRSOL Aaron	1983	USA	0.68	27.46	56.27	1:25.61	1:55.26		Q
								28.81	29.34	29.65		
2	2	4	LOCHTE Ryan	1984	USA	0.67	27.44	56.36	1:26.09	1:55.40	0.14	Q
								28.92	29.73	29.31		
3	2	5	ROGAN Markus	1982	AUT	0.74	27.90	57.11	1:26.79	1:56.34	1.08	Q
								29.21	29.68	29.55		
4	2	6	IRIE Ryosuke	1990	JPN	0.52	27.18	56.43	1:26.55	1:56.35	1.09	Q
								29.25	30.12	29.80		
5	1	2	FLOREA Razvan Ionut	1980	ROU	0.66	27.42	56.74	1:27.14	1:56.45	1.19	Q
								29.32	30.40	29.31		
6	2	3	TAIT Gregor	1979	GBR	0.67	27.71	57.50	1:27.14	1:56.72	1.46	Q
								29.79	29.64	29.58		
7	1	3	STOECKEL Hayden	1984	AUS	0.64	27.18	56.56	1:26.39	1:56.73	1.47	Q OC
								29.38	29.83	30.34		
8	1	5	VYATCHANIN Arkady	1984	RUS	0.80	27.74	57.40	1:26.99	1:56.85	1.59	?
								29.66	29.59	29.86		
8	2	7	MEEUW Helge	1984	GER	0.71	27.04	56.63	1:27.49	1:56.85	1.59	?
								29.59	30.86	29.36		
10	2	2	DELANEY Ashley	1986	AUS	0.49	27.49	57.28	1:27.77	1:57.73	2.47	
								29.79	30.49	29.96		
11	1	7	LESTINGI Damiano	1989	ITA	0.65	27.86	57.35	1:28.26	1:58.25	2.99	
								29.49	30.91	29.99		
12	2	8	BEAVERS Keith	1983	CAN	0.62	27.99	57.73	1:28.25	1:58.50	3.24	
								29.74	30.52	30.25		
13	2	1	du RAND George	1982	RSA	0.74	27.66	57.47	1:27.69	1:58.61	3.35	AF
								29.81	30.22	30.92		
14	1	6	KOZULJ Gordan	1976	CRO	0.63	27.71	57.47	1:28.40	1:59.22	3.96	
								29.76	30.93	30.82		
15	1	8	ORIWOL Tobias	1985	CAN	0.74	28.43	58.85	1:29.35	1:59.50	4.24	
								30.42	30.50	30.15		
16	1	1	DONETS Stanislav	1983	RUS	0.77	27.57	56.69	1:27.88	1:59.87	4.61	
								29.12	31.19	31.99		

Legend:

? Involved in swim-off
R.T. Reaction time

AF African record

OC Oceanian record

Q Qualified for the next phase



RESULTS SUMMARY

比赛成绩综合 / Résumé des résultats

	Record	Splits			Name	NOC Code	Location	Date
WR	1:54.32	26.88	55.67	1:25.05	LOCHTE Ryan	USA	Melbourne (AUS)	30 MAR 2007
=WR	1:54.32	27.36	56.05	1:25.24	PEIRSOL Aaron	USA	Omaha, NE (USA)	4 JUL 2008
OR	1:54.95	27.17	56.13	1:25.30	PEIRSOL Aaron	USA	Athens (GRE)	19 AUG 2004

Event No. 21

Rank	Heat	Lane	Name	Year of Birth	NOC Code	R.T.	50m	100m	150m	Time	Time Behind
1	6	4	LOCHTE Ryan	1984	USA	0.71	27.83	57.38	1:27.58	1:56.29	Q
								29.55	30.20	28.71	
2	5	4	PEIRSOL Aaron	1983	USA	0.75	27.50	56.49	1:26.20	1:56.35	0.06 Q
								28.99	29.71	30.15	
3	4	4	ROGAN Markus	1982	AUT	0.72	27.99	57.77	1:27.27	1:56.64	0.35 Q
								29.78	29.50	29.37	
4	5	5	VYATCHANIN Arkady	1984	RUS	0.79	27.92	57.64	1:27.40	1:56.97	0.68 Q
								29.72	29.76	29.57	
5	6	5	TAIT Gregor	1979	GBR	0.76	27.70	57.16	1:27.15	1:57.03	0.74 Q
								29.46	29.99	29.88	
6	4	5	STOECKEL Hayden	1984	AUS	0.62	27.65	57.26	1:27.55	1:57.15	0.86 Q
								29.61	30.29	29.60	
7	5	3	IRIE Ryosuke	1990	JPN	0.55	27.56	57.71	1:28.15	1:57.68	1.39 Q
								30.15	30.44	29.53	
8	6	7	KOZULJ Gordan	1976	CRO	0.58	27.17	56.70	1:26.91	1:57.81	1.52 Q
								29.53	30.21	30.90	
9	6	3	DELANEY Ashley	1986	AUS	0.55	27.48	57.62	1:27.90	1:57.87	1.58 Q
								30.14	30.28	29.97	
10	4	3	FLOREA Razvan Ionut	1980	ROU	0.67	27.64	57.63	1:27.98	1:57.97	1.68 Q
								29.99	30.35	29.99	
11	5	6	MEEUW Helge	1984	GER	0.71	27.17	57.08	1:28.14	1:58.42	2.13 Q
								29.91	31.06	30.28	
12	4	2	LESTINGI Damiano	1989	ITA	0.65	27.69	57.52	1:27.86	1:58.53	2.24 Q
								29.83	30.34	30.67	
13	3	7	du RAND George	1982	RSA	0.77	27.41	56.92	1:27.36	1:58.62	2.33 Q AF
								29.51	30.44	31.26	
14	6	6	DONETS Stanislav	1983	RUS	0.75	28.14	58.06	1:28.36	1:58.68	2.39 Q
								29.92	30.30	30.32	
15	6	8	BEAVERS Keith	1983	CAN	0.70	28.87	58.87	1:29.20	1:58.84	2.55 Q
								30.00	30.33	29.64	
16	3	4	ORIWOL Tobias	1985	CAN	0.75	28.77	58.62	1:28.77	1:58.94	2.65 Q
								29.85	30.15	30.17	
17	5	2	ROGER Pierre	1983	FRA	0.68	27.52	57.61	1:28.68	1:59.01	2.72
								30.09	31.07	30.33	
18	3	1	PINZON Omar	1989	COL	0.55	28.13	58.65	1:28.93	1:59.11	2.82
								30.52	30.28	30.18	
19	4	1	STOSS Sebastian	1986	AUT	0.71	28.09	57.96	1:28.52	1:59.44	3.15
								29.87	30.56	30.92	
19	6	1	RUDOLF Roland	1985	HUN	0.62	27.63	58.40	1:28.78	1:59.44	3.15
								30.77	30.38	30.66	
21	4	6	NAKANO Takashi	1984	JPN	0.59	27.88	58.97	1:29.43	1:59.59	3.30
								31.09	30.46	30.16	
22	3	6	BUYUKUNCU Derya	1976	TUR	0.63	27.88	57.31	1:27.98	1:59.86	3.57
								29.43	30.67	31.88	
23	5	8	SALATTA Lucas	1987	BRA	0.63	28.35	58.21	1:28.79	1:59.91	3.62
								29.86	30.58	31.12	
24	5	1	DRIEBERGEN Nick	1987	NED	0.69	27.53	56.82	1:27.80	2:00.24	3.95
								29.29	30.98	32.44	
25	5	7	AVERSA Mattia	1986	ITA	0.61	27.91	58.13	1:28.84	2:00.25	3.96
								30.22	30.71	31.41	
26	3	8	KIM Jiheun	1989	KOR	0.63	28.56	59.18	1:29.98	2:00.72	4.43
								30.62	30.80	30.74	



Event No. 21

Rank	Heat	Lane	Name	Year of Birth	NOC Code	R.T.	50m	100m	150m	Time	Time Behind
27	2	5	CHAMMAH Itai	1985	ISR	0.69	28.47	59.21	1:30.03	2:00.93	4.64
								30.74	30.82	30.90	
28	3	2	OLIVEIRA Pedro	1988	POR	0.68	29.13	59.48	1:30.17	2:01.08	4.79
								30.35	30.69	30.91	
29	1	4	FRASER Brett	1989	CAY	0.64	28.76	59.06	1:30.15	2:01.17	4.88
								30.30	31.09	31.02	
30	2	1	MEDEL Pedro	1991	CUB	0.74	28.87	59.57	1:30.61	2:01.32	5.03
								30.70	31.04	30.71	
31	4	7	BALOG Gabor	1990	HUN	0.70	28.26	58.30	1:29.73	2:01.42	5.13
								30.04	31.43	31.69	
32	3	3	MASSACAND Jonathan	1984	SUI	0.72	28.14	58.32	1:29.95	2:01.80	5.51
								30.18	31.63	31.85	
33	1	5	RABOTA Oleg	1990	KAZ	0.70	28.89	59.18	1:30.11	2:01.95	5.66
								30.29	30.93	31.84	
34	4	8	DUFOUR Simon	1979	FRA	0.64	28.39	59.07	1:30.48	2:02.00	5.71
								30.68	31.41	31.52	
35	3	5	CHASIOTIS Dimitrios	1986	GRE	0.70	28.26	58.23	1:29.68	2:02.30	6.01
								29.97	31.45	32.62	
36	2	2	SVOBODA Kvetoslav	1982	CZE	0.66	29.36	1:00.52	1:31.55	2:03.12	6.83
								31.16	31.03	31.57	
37	2	4	DENG Jian	1989	CHN	0.51	28.85	1:00.18	1:31.84	2:03.34	7.05
								31.33	31.66	31.50	
38	1	3	PANKOV Sergey	1988	UZB	0.73	29.42	1:00.34	1:31.90	2:03.51	7.22
								30.92	31.56	31.61	
39	2	6	ISAKOV Oleksandr	1989	UKR	0.68	28.68	59.20	1:31.00	2:03.59	7.30
								30.52	31.80	32.59	
40	2	3	OLVIK Andres	1986	EST	0.70	28.97	1:00.30	1:31.73	2:03.66	7.37
								31.33	31.43	31.93	
	2	7	SJODIN Simon	1986	SWE					DNS	
	6	2	WILDEBOER Aschwin	1986	ESP					DNS	

Legend:

AF African record DNS Did not start Q Qualified for the next phase R.T. Reaction time



RESULTS

比赛成绩 / Résultats

	Record	Split	Name	NOC Code	Location	Date
WR	59.13	27.66	HANSEN Brendan	USA	Irvine, CA (USA)	1 AUG 2006
OR	59.16	28.03	OEN Alexander Dale	NOR	Beijing (CHN)	10 AUG 2008

Event No. 5

Rank	Lane	Name	NOC Code	R.T.	50m	Time	Time Behind
1	5	KITAJIMA Kosuke	JPN	0.69	(3) 28.03	58.91 30.88	WR
2	4	OEN Alexander Dale	NOR	0.72	(1) 27.85	59.20 31.35	0.29
3	6	DUBOSCQ Hugues	FRA	0.72	(7) 28.34	59.37 31.03	0.46
4	2	HANSEN Brendan	USA	0.71	(2) 27.97	59.57 31.60	0.66
5	3	RICKARD Brenton	AUS	0.96	(4) 28.04	59.74 31.70	0.83
6	7	SLUDNOV Roman	RUS	0.78	(8) 28.49	59.87 31.38	0.96
7	8	BORYSIK Igor	UKR	0.84	(6) 28.18	1:00.20 32.02	1.29
8	1	GANGLOFF Mark	USA	0.69	(5) 28.09	1:00.24 32.15	1.33

Legend:

R.T. Reaction time

WR World record



RESULTS SUMMARY

比赛成绩综合 / Résumé des résultats

	Record	Split	Name	NOC Code	Location	Date
WR	59.13	27.66	HANSEN Brendan	USA	Irvine, CA (USA)	1 AUG 2006
OR	59.41	27.95	OEN Alexander Dale	NOR	Beijing (CHN)	9 AUG 2008

Event No. 5

Rank	Heat	Lane	Name	Year of Birth	NOC Code	R.T.	50m	Time	Time Behind	
1	2	4	OEN Alexander Dale	1985	NOR	0.72	28.03	59.16 31.13		Q OR
2	1	4	KITAJIMA Kosuke	1982	JPN	0.67	27.84	59.55 31.71	0.39	Q
3	1	5	RICKARD Brenton	1983	AUS	0.82	28.05	59.65 31.60	0.49	Q OC
4	2	5	DUBOSCQ Hugues	1981	FRA	0.76	28.82	59.83 31.01	0.67	Q
5	2	7	HANSEN Brendan	1981	USA	0.69	28.03	59.94 31.91	0.78	Q
6	2	6	SLUDNOV Roman	1980	RUS	0.74	28.05	1:00.10 32.05	0.94	Q
7	1	8	GANGLOFF Mark	1982	USA	0.69	28.42	1:00.44 32.02	1.28	Q
8	1	6	BORYSIK Igor	1984	UKR	0.80	28.46	1:00.55 32.09	1.39	Q
9	1	7	LISOGOR Oleg	1979	UKR	0.79	28.67	1:00.56 31.89	1.40	
10	2	3	van der BURGH Cameron	1988	RSA	0.76	28.20	1:00.57 32.37	1.41	
11	1	1	ALEXANDROV Mihail	1985	BUL	0.75	28.31	1:00.61 32.30	1.45	
12	1	3	TITENIS Giedrius	1989	LTU	0.92	28.29	1:00.66 32.37	1.50	
13	2	1	SUENAGA Yuta	1985	JPN	0.73	28.82	1:00.67 31.85	1.51	
14	1	2	SPRENGER Christian	1985	AUS	0.72	28.42	1:00.76 32.34	1.60	
15	2	8	COOK Christopher	1979	GBR	0.71	28.40	1:00.81 32.41	1.65	
16	2	2	DUGONJIC Damir	1988	SLO	0.79	28.29	1:00.92 32.63	1.76	

Legend:

OC Oceanian record

OR Olympic record

Q Qualified for the next phase

R.T. Reaction time



RESULTS SUMMARY

比赛成绩综合 / Résumé des résultats

	Record	Split	Name	NOC Code	Location	Date
WR	59.13	27.66	HANSEN Brendan	USA	Irvine, CA (USA)	1 AUG 2006
OR	1:00.01	28.27	HANSEN Brendan	USA	Athens (GRE)	14 AUG 2004

Event No. 5

Rank	Heat	Lane	Name	Year of Birth	NOC Code	R.T.	50m	Time	Time Behind	
1	7	4	OEN Alexander Dale	1985	NOR	0.70	27.95	59.41 31.46		Q OR
2	8	4	KITAJIMA Kosuke	1982	JPN	0.69	28.34	59.52 31.18	0.11	Q
3	9	5	DUBOSCQ Hugues	1981	FRA	0.72	28.51	59.67 31.16	0.26	Q
4	7	5	RICKARD Brenton	1983	AUS	0.84	28.19	59.89 31.70	0.48	Q OC
5	7	7	van der BURGH Cameron	1988	RSA	0.65	28.12	59.96 31.84	0.55	Q AF
6	9	7	TITENIS Giedrius	1989	LTU	0.81	28.09	1:00.11 32.02	0.70	Q
7	9	3	SLUDNOV Roman	1980	RUS	0.85	28.23	1:00.20 31.97	0.79	Q
8	8	2	BORYSIK Igor	1984	UKR	0.85	28.12	1:00.31 32.19	0.90	Q
9	6	3	DUGONJIC Damir	1988	SLO	0.88	28.41	1:00.35 31.94	0.94	Q
10	7	3	SPRENGER Christian	1985	AUS	0.76	28.33	1:00.36 32.03	0.95	Q
10	9	4	HANSEN Brendan	1981	USA	0.70	28.50	1:00.36 31.86	0.95	Q
12	7	6	LISOGOR Oleg	1979	UKR	0.81	28.35	1:00.65 32.30	1.24	Q
13	9	2	SUENAGA Yuta	1985	JPN	0.72	28.92	1:00.67 31.75	1.26	Q
14	8	7	ALEXANDROV Mihail	1985	BUL	0.73	28.53	1:00.69 32.16	1.28	Q
15	8	5	COOK Christopher	1979	GBR	0.75	28.75	1:00.70 31.95	1.29	Q
16	8	3	GANGLOFF Mark	1982	USA	0.80	28.26	1:00.71 32.45	1.30	Q
17	6	5	POLYAKOV Vladislav	1983	KAZ	0.73	28.62	1:00.80 32.18	1.39	
18	4	4	MATE Istvan Hunor	1983	AUT	0.72	29.23	1:00.93 31.70	1.52	
19	8	8	BODOR Richard	1979	HUN	0.77	28.85	1:00.97 32.12	1.56	
20	5	5	BROWN Mike Andrew	1984	CAN	0.76	29.00	1:00.98 31.98	1.57	
20	8	6	SNYDERS Glenn	1987	NZL	0.79	28.48	1:00.98 32.50	1.57	
22	7	1	SILVA Felipe	1987	BRA	0.74	28.52	1:01.04 32.52	1.63	
23	7	2	BARBOSA Henrique	1984	BRA	0.76	28.86	1:01.11 32.25	1.70	
24	6	7	MARKIC Matjaz	1983	SLO	0.77	28.57	1:01.31 32.74	1.90	
24	7	8	GYURTA Daniel	1989	HUN	0.79	29.24	1:01.31 32.07	1.90	
26	9	8	van VALKENGOED Thijs	1983	NED	0.83	29.04	1:01.32 32.28	1.91	
27	9	1	GILCHRIST Kristopher	1983	GBR	0.85	29.07	1:01.34 32.27	1.93	



Event No. 5

Rank	Heat	Lane	Name	Year of Birth	NOC Code	R.T.	50m	Time	Time Behind
28	6	1	BOIS Mathieu	1988	CAN	0.71	29.14	1:01.45 32.31	2.04
29	6	6	JEDLICKA Jiri	1987	CZE	0.72	29.08	1:01.56 32.48	2.15
30	5	2	BREE Andrew	1981	IRL	0.78	29.08	1:01.76 32.68	2.35
31	5	3	ANDERSSON Jonas	1984	SWE	0.67	29.11	1:01.77 32.66	2.36
31	5	1	PREDA Valentin	1985	ROU	0.78	28.58	1:01.77 33.19	2.36
33	3	1	VELEZ Daniel	1983	PUR	0.77	28.99	1:01.80 32.81	2.39
34	8	1	KOMORNIKOV Dmitry	1981	RUS	0.77	29.27	1:01.82 32.55	2.41
35	5	4	RYZHKOV Yevgeniy	1985	KAZ	0.72	29.25	1:01.83 32.58	2.42
35	6	4	IRADIER Borja	1980	ESP	0.80	29.31	1:01.83 32.52	2.42
37	6	2	ALVAREZ Melquiades	1988	ESP	0.78	29.28	1:01.89 32.61	2.48
38	3	2	SEJWAL Sandeep	1989	IND	0.86	29.08	1:02.19 33.11	2.78
39	4	5	ATASOY Demir	1987	TUR	0.67	29.02	1:02.25 33.23	2.84
40	4	2	SILADJI Caba	1990	SRB	0.78	29.56	1:02.31 32.75	2.90
41	3	3	PRONO Genaro	1989	PAR	0.80	29.04	1:02.32 33.28	2.91
42	4	7	BEERI Tom	1986	ISR	0.83	29.86	1:02.42 32.56	3.01
42	5	6	ROGULJ Vanja	1982	CRO	0.71	29.06	1:02.42 33.36	3.01
44	5	7	DAID Sofiane	1982	ALG	0.76	29.69	1:02.45 32.76	3.04
45	4	6	ALJAND Martti	1987	EST	0.67	29.42	1:02.46 33.04	3.05
46	4	8	XUE Ruipeng	1988	CHN	0.76	29.69	1:02.48 32.79	3.07
47	4	3	SVEINSSON Jakob Johann	1982	ISL	0.86	29.22	1:02.50 33.28	3.09
48	3	6	FALL Malick	1985	SEN	0.78	29.01	1:02.51 33.50	3.10
49	5	8	VABISHCHEVICH Viktor	1989	BLR	0.70	29.89	1:03.29 33.40	3.88
50	9	6	ALYFANTIS Romanos Iasonas	1986	GRE	0.77	29.70	1:03.39 33.69	3.98
51	3	5	de PRINS Alwin	1978	LUX	0.78	30.09	1:03.64 33.55	4.23
52	3	4	FERREYRA Sergio Andres	1977	ARG	0.68	29.81	1:03.65 33.84	4.24
53	2	3	CRESPO ECHEVERRIA Edgar Roberto	1989	PAN	0.73	29.33	1:03.72 34.39	4.31
54	2	4	POSTICA Sergiu	1985	MDA	0.83	29.96	1:03.83 33.87	4.42
55	3	8	CROSS Andrei	1984	BAR	0.76	29.38	1:04.57 35.19	5.16
56	3	7	DEMYANENKO Ivan	1989	UZB	0.71	29.55	1:05.14 35.59	5.73
57	2	6	KOUBROUSLI Wael	1988	LIB	0.76	31.24	1:06.22 34.98	6.81
58	2	5	NGUYEN Huu Viet	1988	VIE	0.80	31.48	1:06.36 34.88	6.95



National Aquatics Centre
国家游泳中心
Centre National de Natation

SAT 星期六 SAM
9 AUG 2008
20:23

SWIMMING
游泳 / NATATION

MEN'S 100M BREASTSTROKE
男子100米蛙泳 / 100 M BRASSE - HOMMES

HEATS
预赛 / TOURS ÉLIMINATOIRES



Event No. 5

Rank	Heat	Lane	Name	Year of Birth	NOC Code	R.T.	50m	Time	Time Behind
59	2	2	RAJOHNSON Erik	1985	MAD	0.82	31.66	1:08.42 36.76	9.01
60	2	7	BOLDBAATAR Butekhuils	1990	MGL	0.76	32.32	1:10.80 38.48	11.39
61	1	4	ALARAG Osama Mohammed YE	1991	QAT	0.88	32.62	1:10.83 38.21	11.42
62	1	5	AL-HABSI Mohammed	1991	OMA	0.86	33.92	1:12.28 38.36	12.87
63	1	3	OKOTAI Petero	1981	COK	0.77	37.33	1:20.20 42.87	20.79
	4	1	ALIREZAEI Mohammad	1985	IRI			DNS	
	6	8	TERRIN Alessandro	1985	ITA			DSQ	

Legend:

AF African record
OR Olympic record

DNS Did not start
Q Qualified for the next phase

DSQ Disqualified
R.T. Reaction time

OC Oceanian record



RESULTS

比赛成绩 / Résultats

	Record	Splits	Name	NOC Code	Location	Date
WR	2:07.51	28.91 1:01.27 1:34.24	KITAJIMA Kosuke	JPN	Tokyo (JPN)	8 JUN 2008
OR	2:08.61	29.16 1:01.50 1:34.33	KITAJIMA Kosuke	JPN	Beijing (CHN)	13 AUG 2008

Event No. 18

Rank	Lane	Name	NOC Code	R.T.	50m	100m	150m	Time	Time Behind
1	4	KITAJIMA Kosuke	JPN	0.69	(1) 29.04	(1) 1:01.13 32.09	(1) 1:34.05 32.92	2:07.64 33.59	OR
2	6	RICKARD Brenton	AUS	0.88	(2) 29.09	(2) 1:01.57 32.48	(3) 1:34.92 33.35	2:08.88 33.96	1.24 OC
3	8	DUBOSCQ Hugues	FRA	0.78	(3) 29.17	(3) 1:01.71 32.54	(2) 1:34.89 33.18	2:08.94 34.05	1.30
4	5	BROWN Mike Andrew	CAN	0.77	(4) 29.43	(4) 1:02.05 32.62	(4) 1:35.21 33.16	2:09.03 33.82	1.39
5	2	GYURTA Daniel	HUN	0.80	(8) 29.86	(8) 1:02.94 33.08	(5) 1:35.89 32.95	2:09.22 33.33	1.58
6	3	SPANN Scott	USA	0.74	(6) 29.48	(5) 1:02.22 32.74	(7) 1:36.06 33.84	2:09.76 33.70	2.12
7	7	FACCI Loris	ITA	0.84	(7) 29.64	(7) 1:02.49 32.85	(8) 1:36.08 33.59	2:10.57 34.49	2.93
8	1	BOSSINI Paolo	ITA	0.84	(5) 29.46	(6) 1:02.33 32.87	(6) 1:35.92 33.59	2:11.48 35.56	3.84

Legend:

OC Oceanian record

OR Olympic record

R.T. Reaction time



RESULTS SUMMARY

比赛成绩综合 / Résumé des résultats

	Record	Splits			Name	NOC Code	Location	Date
WR	2:07.51	28.91	1:01.27	1:34.24	KITAJIMA Kosuke	JPN	Tokyo (JPN)	8 JUN 2008
OR	2:08.68	29.91	1:02.94	1:35.78	GYURTA Daniel	HUN	Beijing (CHN)	12 AUG 2008

Event No. 18

Rank	Heat	Lane	Name	Year of Birth	NOC Code	R.T.	50m	100m	150m	Time	Time Behind	
1	1	3	KITAJIMA Kosuke	1982	JPN	0.77	29.16	1:01.50	1:34.33	2:08.61		Q OR
								32.34	32.83	34.28		
2	2	3	BROWN Mike Andrew	1984	CAN	0.78	29.48	1:02.16	1:35.20	2:08.84	0.23	Q
								32.68	33.04	33.64		
3	1	2	SPANN Scott	1988	USA	0.71	29.29	1:02.06	1:35.56	2:09.08	0.47	Q
								32.77	33.50	33.52		
4	2	1	RICKARD Brenton	1983	AUS	0.86	29.26	1:02.05	1:35.63	2:09.72	1.11	Q
								32.79	33.58	34.09		
5	2	4	GYURTA Daniel	1989	HUN	0.81	29.97	1:03.33	1:36.49	2:09.73	1.12	Q
								33.36	33.16	33.24		
6	2	5	FACCI Loris	1983	ITA	0.85	30.36	1:03.74	1:36.83	2:09.75	1.14	Q
								33.38	33.09	32.92		
7	1	4	BOSSINI Paolo	1985	ITA	0.92	29.96	1:02.77	1:36.08	2:09.95	1.34	Q
								32.81	33.31	33.87		
8	1	5	DUBOSCQ Hugues	1981	FRA	0.74	29.23	1:02.20	1:35.76	2:09.97	1.36	Q
								32.97	33.56	34.21		
9	2	2	VERSFELD Neil	1985	RSA	0.69	29.66	1:02.85	1:36.21	2:10.06	1.45	AF
								33.19	33.36	33.85		
10	2	6	SHANTEAU Eric	1983	USA	0.74	30.08	1:03.32	1:36.71	2:10.10	1.49	
								33.24	33.39	33.39		
11	1	7	BREE Andrew	1981	IRL	0.79	29.76	1:02.75	1:36.21	2:10.16	1.55	
								32.99	33.46	33.95		
12	1	6	DIERING William	1986	RSA	0.66	29.63	1:02.87	1:36.34	2:10.21	1.60	
								33.24	33.47	33.87		
13	2	8	GILCHRIST Kristopher	1983	GBR	0.85	29.80	1:02.83	1:36.52	2:10.27	1.66	
								33.03	33.69	33.75		
14	1	1	BORYSIK Igor	1984	UKR	0.85	29.84	1:03.08	1:36.68	2:10.99	2.38	
								33.24	33.60	34.31		
15	2	7	POLYAKOV Vladislav	1983	KAZ	0.77	29.96	1:03.75	1:37.70	2:11.87	3.26	
								33.79	33.95	34.17		
16	1	8	SNYDERS Glenn	1987	NZL	0.79	29.99	1:03.61	1:37.69	2:12.07	3.46	
								33.62	34.08	34.38		

Legend:

AF African record

OR Olympic record

Q Qualified for the next phase

R.T. Reaction time



RESULTS SUMMARY

比赛成绩综合 / Résumé des résultats

	Record	Splits			Name	NOC Code	Location	Date
WR	2:07.51	28.91	1:01.27	1:34.24	KITAJIMA Kosuke	JPN	Tokyo (JPN)	8 JUN 2008
OR	2:09.44	29.10	1:02.12	1:35.96	KITAJIMA Kosuke	JPN	Athens (GRE)	18 AUG 2004

Event No. 18

Rank	Heat	Lane	Name	Year of Birth	NOC Code	R.T.	50m	100m	150m	Time	Time Behind	
1	7	6	GYURTA Daniel	1989	HUN	0.80	29.91	1:02.94	1:35.78	2:08.68		Q OR
								33.03	32.84	32.90		
2	5	2	BOSSINI Paolo	1985	ITA	0.89	29.71	1:02.60	1:35.43	2:08.98	0.30	Q
								32.89	32.83	33.55		
3	7	2	FACCI Loris	1983	ITA	0.85	29.78	1:03.03	1:35.87	2:09.12	0.44	Q
								33.25	32.84	33.25		
4	7	5	DUBOSCQ Hugues	1981	FRA	0.74	29.51	1:02.33	1:35.84	2:09.42	0.74	Q
								32.82	33.51	33.58		
5	6	6	BROWN Mike Andrew	1984	CAN	0.74	29.50	1:02.34	1:35.71	2:09.84	1.16	Q
								32.84	33.37	34.13		
6	7	4	KITAJIMA Kosuke	1982	JPN	0.73	29.60	1:02.45	1:36.04	2:09.89	1.21	Q
								32.85	33.59	33.85		
7	6	3	SHANTEAU Eric	1983	USA	0.76	30.08	1:03.07	1:36.46	2:10.29	1.61	Q
								32.99	33.39	33.83		
8	6	2	DIERING William	1986	RSA	0.65	29.41	1:03.00	1:36.56	2:10.39	1.71	Q AF
								33.59	33.56	33.83		
9	6	7	VERSFELD Neil	1985	RSA	0.66	29.87	1:03.20	1:36.59	2:10.50	1.82	Q
								33.33	33.39	33.91		
10	5	5	SPANN Scott	1988	USA	0.69	29.59	1:02.86	1:36.97	2:10.61	1.93	Q
								33.27	34.11	33.64		
11	7	7	POLYAKOV Vladislav	1983	KAZ	0.76	29.53	1:03.27	1:36.92	2:10.83	2.15	Q
								33.74	33.65	33.91		
12	4	7	BREE Andrew	1981	IRL	0.79	29.96	1:02.83	1:36.58	2:10.91	2.23	Q
								32.87	33.75	34.33		
13	6	4	RICKARD Brenton	1983	AUS	0.91	29.35	1:02.46	1:36.58	2:11.00	2.32	Q
								33.11	34.12	34.42		
14	7	1	BORYSIK Igor	1984	UKR	0.86	30.09	1:03.44	1:37.00	2:11.08	2.40	Q
								33.35	33.56	34.08		
15	5	3	GILCHRIST Kristopher	1983	GBR	0.89	29.57	1:02.81	1:36.46	2:11.13	2.45	Q
								33.24	33.65	34.67		
16	4	6	SNYDERS Glenn	1987	NZL	0.77	30.06	1:03.28	1:37.33	2:11.19	2.51	Q
								33.22	34.05	33.86		
17	6	5	OEN Alexander Dale	1985	NOR	0.74	29.23	1:02.47	1:36.59	2:11.30	2.62	
								33.24	34.12	34.71		
17	7	3	SUENAGA Yuta	1985	JPN	0.80	29.91	1:03.32	1:37.02	2:11.30	2.62	
								33.41	33.70	34.28		
19	3	3	PEREIRA Thiago	1986	BRA	0.88	29.96	1:03.08	1:36.68	2:11.40	2.72	
								33.12	33.60	34.72		
20	3	5	BEERI Tom	1986	ISR	0.78	30.20	1:03.32	1:37.10	2:11.44	2.76	
								33.12	33.78	34.34		
21	4	1	MATE Istvan Hunor	1983	AUT	0.75	30.39	1:04.34	1:37.96	2:11.56	2.88	
								33.95	33.62	33.60		
22	7	8	DYMO Valerii	1985	UKR	0.77	30.23	1:03.64	1:37.77	2:11.65	2.97	
								33.41	34.13	33.88		
23	5	4	FALKO Grigory	1987	RUS	0.71	30.03	1:03.34	1:37.30	2:11.88	3.20	
								33.31	33.96	34.58		
24	5	8	ALEXANDROV Mihail	1985	BUL	0.74	29.66	1:03.39	1:37.62	2:11.94	3.26	
								33.73	34.23	34.32		
25	4	5	RYZHKOV Yevgeniy	1985	KAZ	0.73	30.33	1:03.28	1:37.35	2:12.44	3.76	
								32.95	34.07	35.09		
26	5	6	SPRENGER Christian	1985	AUS	0.68	29.78	1:03.44	1:37.72	2:12.56	3.88	
								33.66	34.28	34.84		
27	3	4	ALVAREZ Melquiades	1988	ESP	0.89	30.44	1:03.90	1:37.78	2:12.59	3.91	
								33.46	33.88	34.81		



Event No. 18

Rank	Heat	Lane	Name	Year of Birth	NOC Code	R.T.	50m	100m	150m	Time	Time Behind
28	4	8	NICOLARDOT Julien	1981	FRA	0.73	30.30	1:03.82 33.52	1:37.91 34.09	2:12.76 34.85	4.08
29	5	1	BOIS Mathieu	1988	CAN	0.71	29.84	1:03.34 33.50	1:37.83 34.49	2:12.87 35.04	4.19
30	6	1	BARBOSA Henrique	1984	BRA	0.76	29.66	1:03.31 33.65	1:37.32 34.01	2:12.99 35.67	4.31
31	1	4	DAUTARTAS Edvinas	1987	LTU	0.81	29.81	1:03.21 33.40	1:37.49 34.28	2:13.11 35.62	4.43
32	2	4	ALMEIDA Carlos	1988	POR	0.80	30.64	1:04.58 33.94	1:38.41 33.83	2:13.34 34.93	4.66
33	6	8	CHRISTENSEN Chris	1988	DEN	0.82	30.89	1:04.41 33.52	1:39.04 34.63	2:13.92 34.88	5.24
34	4	3	GARCIA Sergio	1989	ESP	0.87	30.25	1:04.18 33.93	1:38.91 34.73	2:14.30 35.39	5.62
35	4	2	PODOPRIGORA Maxim	1978	AUT	0.76	30.47	1:04.45 33.98	1:38.95 34.50	2:14.43 35.48	5.75
36	1	6	SEJWAL Sandeep	1989	IND	0.85	30.26	1:04.28 34.02	1:39.15 34.87	2:15.24 36.09	6.56
37	4	4	KIRTON James	1985	GBR	0.75	30.12	1:03.86 33.74	1:38.83 34.97	2:15.25 36.42	6.57
38	2	3	SVEINSSON Jakob Johann	1982	ISL	0.87	30.67	1:05.01 34.34	1:39.92 34.91	2:15.58 35.66	6.90
39	3	2	JEDLICKA Jiri	1987	CZE	0.88	30.03	1:03.86 33.83	1:38.79 34.93	2:15.79 37.00	7.11
40	2	8	CARNOL Laurent	1989	LUX	0.78	31.33	1:06.19 34.86	1:41.01 34.82	2:15.87 34.86	7.19
41	3	8	ALYFANTIS Romanos Iasonas	1986	GRE	0.80	30.61	1:05.47 34.86	1:40.78 35.31	2:16.04 35.26	7.36
42	3	7	DAID Sofiane	1982	ALG	0.77	30.97	1:05.83 34.86	1:41.33 35.50	2:16.15 34.82	7.47
43	2	5	SIN Sujong	1988	KOR	0.80	31.74	1:06.40 34.66	1:41.47 35.07	2:16.21 34.74	7.53
44	3	6	LAI Zhongjian	1988	CHN	0.72	31.15	1:05.38 34.23	1:40.15 34.77	2:16.28 36.13	7.60
45	5	7	ZINOVYEV Alexey	1990	RUS	0.82	30.81	1:05.06 34.25	1:40.35 35.29	2:16.40 36.05	7.72
46	2	6	ALJAND Martti	1987	EST	0.70	31.16	1:06.07 34.91	1:41.53 35.46	2:16.52 34.99	7.84
47	2	2	MOLINA Miguel	1984	PHI	0.71	30.84	1:05.18 34.34	1:39.98 34.80	2:16.94 36.96	8.26
48	3	1	van AGGELE Robin	1984	NED	0.79	29.80	1:04.47 34.67	1:40.21 35.74	2:17.14 36.93	8.46
49	2	1	WANG Wei-Wen	1986	TPE	0.70	31.19	1:05.68 34.49	1:40.93 35.25	2:17.20 36.27	8.52
50	1	2	ANDARA GONZALEZ Leopoldo Jose	1986	VEN	0.81	31.85	1:07.47 35.62	1:42.06 34.59	2:17.77 35.71	9.09
51	1	5	ASLANOGLU Omer	1988	TUR	0.77	31.08	1:05.76 34.68	1:41.90 36.14	2:17.93 36.03	9.25
52	1	3	FERREYRA Sergio Andres	1977	ARG	0.66	31.34	1:06.31 34.97	1:42.40 36.09	2:20.10 37.70	11.42
	2	7	PREDA Valentin	1985	ROU					DNS	

Legend:

AF African record
R.T. Reaction time

DNS Did not start

OR Olympic record

Q Qualified for the next phase



RESULTS

比赛成绩 / Résultats

	Record	Split	Name	NOC Code	Location	Date
WR	50.40	23.51	CROCKER Ian	USA	Montreal (CAN)	30 JUL 2005
OR	50.76	23.45	CAVIC Milorad	SRB	Beijing (CHN)	14 AUG 2008

Event No. 27

Rank	Lane	Name	NOC Code	R.T.	50m	Time	Time Behind
1	5	PHELPS Michael	USA	0.71	(7) 24.04	50.58 26.54	OR
2	4	CAVIC Milorad	SRB	0.76	(1) 23.42	50.59 27.17	0.01 ER
3	3	LAUTERSTEIN Andrew	AUS	0.76	(4) 23.84	51.12 27.28	0.54 OC
4	6	CROCKER Ian	USA	0.73	(2) 23.70	51.13 27.43	0.55
5	2	DUNFORD Jason	KEN	0.70	(6) 24.01	51.47 27.46	0.89
6	1	FUJII Takuro	JPN	0.69	(8) 24.59	51.50 26.91	0.92 =AS
7	7	SERDINOV Andrii	UKR	0.72	(3) 23.73	51.59 27.86	1.01
8	8	PINI Ryan	PNG	0.78	(5) 23.96	51.86 27.90	1.28

Legend:

= Equal record AS Asian record ER European record OC Oceanian record
OR Olympic record R.T. Reaction time



RESULTS SUMMARY

比赛成绩综合 / Résumé des résultats

	Record	Split	Name	NOC Code	Location	Date
WR	50.40	23.51	CROCKER Ian	USA	Montreal (CAN)	30 JUL 2005
OR	50.76	23.45	CAVIC Milorad	SRB	Beijing (CHN)	14 AUG 2008

Event No. 27

Rank	Heat	Lane	Name	Year of Birth	NOC Code	R.T.	50m	Time	Time Behind
1	2	4	CAVIC Milorad	1984	SRB	0.80	23.67	50.92 27.25	Q
2	1	4	PHELPS Michael	1985	USA	0.72	24.24	50.97 26.73	0.05 Q
3	1	3	LAUTERSTEIN Andrew	1987	AUS	0.76	23.93	51.27 27.34	0.35 Q OC
3	2	1	CROCKER Ian	1982	USA	0.72	23.91	51.27 27.36	0.35 Q
5	1	5	DUNFORD Jason	1986	KEN	0.71	23.78	51.33 27.55	0.41 Q
6	2	5	SERDINOV Andrii	1982	UKR	0.73	23.93	51.41 27.48	0.49 Q
7	2	6	FUJII Takuro	1985	JPN	0.69	24.37	51.59 27.22	0.67 Q
8	1	1	PINI Ryan	1981	PNG	0.82	23.98	51.62 27.64	0.70 Q
9	1	7	SHI Feng	1988	CHN	0.73	24.01	51.68 27.67	0.76
10	2	3	MANKOC Peter	1978	SLO	0.78	24.17	51.80 27.63	0.88
11	1	6	SUBIRATS ALTES Albert	1986	VEN	0.73	24.26	51.82 27.56	0.90
12	2	2	SWANEPOEL Corney	1986	NZL	0.68	24.14	52.01 27.87	1.09
13	1	2	BREUS Sergii	1983	UKR	0.75	24.20	52.05 27.85	1.13
14	2	8	FERNS Lyndon	1983	RSA	0.67	24.14	52.18 28.04	1.26
15	1	8	ALMEIDA Kaio	1984	BRA	0.67	24.37	52.32 27.95	1.40
16	2	7	BOUSQUET Frederick	1981	FRA	0.73	23.57	52.94 29.37	2.02

Legend:

OC Oceanian record Q Qualified for the next phase R.T. Reaction time



RESULTS SUMMARY

比赛成绩综合 / Résumé des résultats

	Record	Split	Name	NOC Code	Location	Date
WR	50.40	23.51	CROCKER Ian	USA	Montreal (CAN)	30 JUL 2005
OR	51.25	24.36	PHELPS Michael	USA	Athens (GRE)	20 AUG 2004

Event No. 27

Rank	Heat	Lane	Name	Year of Birth	NOC Code	R.T.	50m	Time	Time Behind	
1	9	5	CAVIC Milorad	1984	SRB	0.78	23.45	50.76 27.31	Q	OR
2	9	4	PHELPS Michael	1985	USA	0.70	24.41	50.87 26.46	0.11	Q
3	9	7	SERDINOV Andrii	1982	UKR	0.72	23.79	51.10 27.31	0.34	Q
4	7	5	DUNFORD Jason	1986	KEN	0.70	23.71	51.14 27.43	0.38	Q AF
5	9	2	MANKOC Peter	1978	SLO	0.71	24.06	51.24 27.18	0.48	Q
6	7	3	LAUTERSTEIN Andrew	1987	AUS	0.83	24.05	51.37 27.32	0.61	Q OC
7	7	7	FUJII Takuro	1985	JPN	0.68	24.50	51.50 27.00	0.74	Q AS
8	8	5	SUBIRATS ALTES Albert	1986	VEN	0.74	24.30	51.71 27.41	0.95	Q
9	8	1	SWANEPOEL Corney	1986	NZL	0.68	24.10	51.78 27.68	1.02	Q
10	6	2	BREUS Sergii	1983	UKR	0.71	24.14	51.82 27.68	1.06	Q
11	7	4	BOUSQUET Frederick	1981	FRA	0.77	24.02	51.83 27.81	1.07	Q
12	6	8	SHI Feng	1988	CHN	0.73	24.00	51.87 27.87	1.11	Q
13	8	4	CROCKER Ian	1982	USA	0.71	24.15	51.95 27.80	1.19	Q
14	7	2	PINI Ryan	1981	PNG	0.78	24.04	52.00 27.96	1.24	Q
15	5	3	FERNS Lyndon	1983	RSA	0.77	23.98	52.04 28.06	1.28	Q
16	9	6	ALMEIDA Kaio	1984	BRA	0.67	24.41	52.05 27.64	1.29	Q
17	8	7	PINE Adam	1976	AUS	0.73	24.73	52.07 27.34	1.31	
18	6	6	FROLANDER Lars	1974	SWE	0.72	24.22	52.15 27.93	1.39	
19	4	3	ANDKJAER Jakob Schioett	1985	DEN	0.81	24.25	52.24 27.99	1.48	
20	5	5	TODOROVIC Mario	1988	CRO	0.72	24.41	52.26 27.85	1.50	
20	7	1	SKVORTSOV Nikolay	1984	RUS	0.76	24.74	52.26 27.52	1.50	
20	9	1	van AGGELE Robin	1984	NED	0.75	24.21	52.26 28.05	1.50	
23	8	6	MANGABEIRA Gabriel	1982	BRA	0.65	24.48	52.28 27.80	1.52	
24	8	3	KOROTYSHKIN Evgeny	1983	RUS	0.80	24.42	52.30 27.88	1.54	
25	4	4	PASTRAS Sotirios	1986	GRE	0.70	24.41	52.41 28.00	1.65	
26	9	3	KISHIDA Masayuki	1985	JPN	0.67	24.30	52.45 28.15	1.69	
27	6	4	ROCK Michael	1987	GBR	0.65	24.47	52.48 28.01	1.72	



Event No. 27

Rank	Heat	Lane	Name	Year of Birth	NOC Code	R.T.	50m	Time	Time Behind
28	4	6	GHERGHEL Ioan Stefan	1978	ROU	0.73	24.86	52.50 27.64	1.74
29	6	5	COOPER Todd	1983	GBR	0.68	24.41	52.52 28.11	1.76
30	8	2	MUNOZ Rafael	1988	ESP	0.77	24.54	52.53 27.99	1.77
31	8	8	LEBON Christophe	1982	FRA	0.83	24.38	52.56 28.18	1.80
32	6	3	BURMESTER Moss	1981	NZL	0.71	24.77	52.67 27.90	1.91
33	5	1	MORGADO Simao	1979	POR	0.66	24.43	52.80 28.37	2.04
34	3	2	SALCIUS Rimvydas	1985	LTU	0.77	24.37	52.90 28.53	2.14
34	7	8	BARTOCH Joe	1983	CAN	0.74	24.25	52.90 28.65	2.14
36	3	4	MANDEL Alon	1988	ISR	0.79	24.93	52.99 28.06	2.23
37	5	2	HEERSBRANDT Francois	1989	BEL	0.74	24.61	53.33 28.72	2.57
38	5	8	LENNOX-SILVA Douglas	1987	PUR	0.64	24.76	53.34 28.58	2.58
39	5	6	SIOUI Adam	1982	CAN	0.79	24.79	53.38 28.59	2.62
40	5	4	LENDJER Ivan	1990	SRB	0.81	24.81	53.41 28.60	2.65
41	9	8	STARKE Benjamin	1986	GER	0.75	24.59	53.50 28.91	2.74
42	4	1	RUBACEK Michal	1986	CZE	0.74	24.77	53.53 28.76	2.77
43	5	7	LAZUKA Evgeny	1989	BLR	0.73	24.30	53.54 29.24	2.78
44	7	6	RUPPRATH Thomas	1977	GER	0.67	24.58	53.56 28.98	2.80
45	4	2	VELOZ Juan Jose	1982	MEX	0.74	25.24	53.58 28.34	2.82
45	6	7	ALESI GONZALEZ Octavio Andres	1986	VEN	0.59	24.45	53.58 29.13	2.82
47	6	1	PUNINSKI Alexei	1985	CRO	0.70	24.20	53.65 29.45	2.89
48	4	8	GAMBIN Ryan	1985	MLT	0.72	24.88	53.70 28.82	2.94
49	3	3	KNOWLES Jeremy	1981	BAH	0.72	25.39	53.72 28.33	2.96
50	3	1	MADARASSY Adam	1985	HUN	0.69	25.09	53.93 28.84	3.17
51	2	5	FRASER Shaune	1988	CAY	0.74	25.53	54.08 28.55	3.32
52	3	8	REYNISSON Hjortur Mar	1983	ISL	0.79	24.93	54.17 29.24	3.41
53	3	7	BECERRA Camilo	1980	COL	0.72	24.86	54.27 29.41	3.51
54	2	4	BEGO Daniel	1989	MAS	0.64	25.29	54.38 29.09	3.62
55	2	2	TOUW NGIE TJOUW Gordon	1985	SUR	0.76	25.51	54.54 29.03	3.78
56	2	6	KHUDIYEV Rustam	1985	KAZ	0.73	25.51	54.62 29.11	3.86
57	4	7	POSERIA Ankur	1987	IND	0.77	25.09	54.74 29.65	3.98
58	3	5	URAS Onur	1985	TUR	0.73	25.49	54.79 29.30	4.03



National Aquatics Centre
国家游泳中心
Centre National de Natation

THU 星期四 JEU
14 AUG 2008
19:54

SWIMMING
游泳 / NATATION

MEN'S 100M BUTTERFLY
男子100米蝶泳 / 100 M PAPILLON - HOMMES

HEATS
预赛 / TOURS ÉLIMINATOIRES



Event No. 27

Rank	Heat	Lane	Name	Year of Birth	NOC Code	R.T.	50m	Time	Time Behind
59	1	3	DUDA Andrejs	1981	LAT	0.68	26.23	55.20 28.97	4.44
60	3	6	PALAZOV Georgi	1980	BUL	0.89	25.51	55.25 29.74	4.49
61	2	3	NADA Ahmed	1986	EGY	0.86	25.82	55.59 29.77	4.83
61	2	1	ALMUHANA Bader Abdulrahman	1988	KSA	0.70	26.08	55.59 29.51	4.83
63	1	4	MATIAS Joao Luis Cardoso	1986	ANG	0.73	26.62	57.06 30.44	6.30
64	2	7	NISIC Nedim	1984	BIH	0.77	26.47	57.16 30.69	6.40
65	1	5	CAMARGO Marco	1989	ECU	0.69	26.83	57.48 30.65	6.72
	4	5	NALESSO Mattia	1981	ITA			DNS	

Legend:

AF African record
OR Olympic record

AS Asian record
Q Qualified for the next phase

DNS Did not start
R.T. Reaction time

OC Oceanian record



RESULTS

比赛成绩 / Résultats

	Record	Splits	Name	NOC Code	Location	Date
WR	1:52.09	25.26 53.62	1:22.87 PHELPS Michael	USA	Melbourne (AUS)	28 MAR 2007
OR	1:53.70	26.12 55.44	1:25.01 PHELPS Michael	USA	Beijing (CHN)	11 AUG 2008
=OR	1:53.70	25.89 55.32	1:24.95 PHELPS Michael	USA	Beijing (CHN)	12 AUG 2008

Event No. 14

Rank	Lane	Name	NOC Code	R.T.	50m	100m	150m	Time	Time Behind
1	4	PHELPS Michael	USA	0.74	(2) 25.36	(1) 53.53 28.17	(1) 1:22.75 29.22	1:52.03 29.28	WR
2	6	CSEH Laszlo	HUN	0.75	(3) 25.58	(4) 54.59 29.01	(3) 1:23.39 28.80	1:52.70 29.31	0.67 ER
3	5	MATSUDA Takeshi	JPN	0.70	(3) 25.58	(3) 54.41 28.83	(4) 1:23.58 29.17	1:52.97 29.39	0.94 AS
4	1	BURMESTER Moss	NZL	0.72	(1) 25.33	(2) 53.56 28.23	(2) 1:23.28 29.72	1:54.35 31.07	2.32 OC
4	2	WU Peng	CHN	0.74	(8) 26.34	(8) 55.52 29.18	(8) 1:25.08 29.56	1:54.35 29.27	2.32
6	8	KORZENIOWSKI Pawel	POL	0.76	(6) 25.87	(6) 55.00 29.13	(6) 1:24.60 29.60	1:54.60 30.00	2.57
7	7	ALMEIDA Kaio	BRA	0.69	(7) 26.15	(7) 55.11 28.96	(5) 1:24.22 29.11	1:54.71 30.49	2.68
8	3	SKVORTSOV Nikolay	RUS	0.78	(5) 25.61	(5) 54.70 29.09	(7) 1:24.70 30.00	1:55.14 30.44	3.11

Legend:

AS Asian record
WR World record

ER European record

OC Oceanian record

R.T. Reaction time



RESULTS SUMMARY

比赛成绩综合 / Résumé des résultats

	Record	Splits			Name	NOC Code	Location	Date
WR	1:52.09	25.26	53.62	1:22.87	PHELPS Michael	USA	Melbourne (AUS)	28 MAR 2007
OR	1:53.70	26.12	55.44	1:25.01	PHELPS Michael	USA	Beijing (CHN)	11 AUG 2008

Event No. 14

Rank	Heat	Lane	Name	Year of Birth	NOC Code	R.T.	50m	100m	150m	Time	Time Behind	
1	2	4	PHELPS Michael	1985	USA	0.72	25.89	55.32	1:24.95	1:53.70		Q =OR
								29.43	29.63	28.75		
2	1	5	MATSUDA Takeshi	1984	JPN	0.74	25.63	54.69	1:24.31	1:54.02	0.32	Q AS
								29.06	29.62	29.71		
3	1	3	SKVORTSOV Nikolay	1984	RUS	0.81	25.96	55.46	1:25.23	1:54.31	0.61	Q
								29.50	29.77	29.08		
4	1	4	CSEH Laszlo	1985	HUN	0.76	25.61	54.70	1:24.05	1:54.35	0.65	Q
								29.09	29.35	30.30		
5	2	6	WU Peng	1987	CHN	0.73	26.33	55.72	1:25.67	1:54.93	1.23	Q
								29.39	29.95	29.26		
6	2	5	ALMEIDA Kaio	1984	BRA	0.68	26.46	55.72	1:25.22	1:55.21	1.51	Q
								29.26	29.50	29.99		
7	1	2	BURMESTER Moss	1981	NZL	0.69	25.80	55.15	1:25.29	1:55.26	1.56	Q
								29.35	30.14	29.97		
8	2	3	KORZENIOWSKI Pawel	1985	POL	0.86	26.10	55.26	1:24.97	1:55.35	1.65	Q
								29.16	29.71	30.38		
9	1	6	STOVALL Gil	1986	USA	0.64	25.90	55.31	1:25.17	1:55.36	1.66	
								29.41	29.86	30.19		
10	1	7	JUKIC Dinko	1989	AUT	0.75	26.28	55.59	1:25.30	1:55.65	1.95	
								29.31	29.71	30.35		
11	2	8	CHEN Yin	1986	CHN	0.69	25.75	55.15	1:25.66	1:55.88	2.18	
								29.40	30.51	30.22		
12	2	2	ROCK Michael	1987	GBR	0.65	26.10	55.69	1:25.66	1:55.90	2.20	
								29.59	29.97	30.24		
13	2	7	SHIBATA Ryuichi	1983	JPN	0.67	25.84	54.51	1:24.37	1:56.17	2.47	
								28.67	29.86	31.80		
14	2	1	GHERGHEL Ioan Stefan	1978	ROU	0.83	26.50	56.50	1:26.82	1:56.57	2.87	
								30.00	30.32	29.75		
15	1	1	ADVENA Sergii	1984	UKR	0.85	26.93	56.75	1:26.40	1:56.64	2.94	
								29.82	29.65	30.24		
16	1	8	HSU Chi-Chieh	1988	TPE	0.68	26.58	56.22	1:26.32	1:57.48	3.78	
								29.64	30.10	31.16		

Legend:

= Equal record
R.T. Reaction time

AS Asian record

OR Olympic record

Q Qualified for the next phase



RESULTS SUMMARY

比赛成绩综合 / Résumé des résultats

	Record	Splits			Name	NOC Code	Location	Date
WR	1:52.09	25.26	53.62	1:22.87	PHELPS Michael	USA	Melbourne (AUS)	28 MAR 2007
OR	1:54.04	25.55	54.45	1:24.54	PHELPS Michael	USA	Athens (GRE)	17 AUG 2004

Event No. 14

Rank	Heat	Lane	Name	Year of Birth	NOC Code	R.T.	50m	100m	150m	Time	Time Behind	
1	6	4	PHELPS Michael	1985	USA	0.75	26.12	55.44	1:25.01	1:53.70		Q OR
								29.32	29.57	28.69		
2	4	2	CSEH Laszlo	1985	HUN	0.75	26.09	55.15	1:24.74	1:54.48	0.78	Q
								29.06	29.59	29.74		
3	6	3	ALMEIDA Kaio	1984	BRA	0.75	26.17	55.07	1:24.54	1:54.65	0.95	Q
								28.90	29.47	30.11		
4	6	6	MATSUDA Takeshi	1984	JPN	0.73	26.03	55.09	1:25.10	1:55.06	1.36	Q
								29.06	30.01	29.96		
5	4	4	KORZENIOWSKI Pawel	1985	POL	0.80	25.83	54.97	1:24.93	1:55.21	1.51	Q
								29.14	29.96	30.28		
6	6	5	SKVORTSOV Nikolay	1984	RUS	0.79	26.18	55.70	1:26.08	1:55.33	1.63	Q
								29.52	30.38	29.25		
7	5	5	WU Peng	1987	CHN	0.74	26.60	56.27	1:26.37	1:55.39	1.69	Q
								29.67	30.10	29.02		
8	5	4	STOVALL Gil	1986	USA	0.63	26.58	55.92	1:25.96	1:55.42	1.72	Q
								29.34	30.04	29.46		
9	5	7	ROCK Michael	1987	GBR	0.65	26.25	55.74	1:25.47	1:55.55	1.85	Q
								29.49	29.73	30.08		
10	4	5	BURMESTER Moss	1981	NZL	0.69	26.45	55.75	1:26.11	1:55.80	2.10	Q
								29.30	30.36	29.69		
11	5	3	SHIBATA Ryuichi	1983	JPN	0.69	26.24	55.25	1:25.16	1:55.82	2.12	Q
								29.01	29.91	30.66		
12	4	6	JUKIC Dinko	1989	AUT	0.75	26.39	56.08	1:25.88	1:55.96	2.26	Q
								29.69	29.80	30.08		
13	4	1	GHERGHEL Ioan Stefan	1978	ROU	0.84	26.51	56.49	1:26.58	1:56.09	2.39	Q
								29.98	30.09	29.51		
14	6	1	ADVENA Sergii	1984	UKR	0.87	26.87	56.46	1:26.23	1:56.24	2.54	Q
								29.59	29.77	30.01		
15	5	6	CHEN Yin	1986	CHN	0.71	26.63	56.64	1:27.09	1:56.55	2.85	Q
								30.01	30.45	29.46		
16	3	2	HSU Chi-Chieh	1988	TPE	0.69	26.33	56.11	1:25.94	1:56.59	2.89	Q
								29.78	29.83	30.65		
17	5	2	LEBON Christophe	1982	FRA	0.86	26.12	55.37	1:25.71	1:56.63	2.93	
								29.25	30.34	30.92		
18	6	2	NEDERPELT Travis	1985	AUS	0.77	25.90	55.78	1:26.34	1:56.64	2.94	
								29.88	30.56	30.30		
19	6	7	FONTEYN Mathieu	1985	BEL	0.78	26.28	55.63	1:25.70	1:56.65	2.95	
								29.35	30.07	30.95		
20	4	7	BENI Niccolo'	1986	ITA	0.84	26.28	55.80	1:25.97	1:56.99	3.29	
								29.52	30.17	31.02		
21	4	3	SYLANTIEV Denys	1976	UKR	0.84	25.56	55.02	1:24.99	1:57.02	3.32	
								29.46	29.97	32.03		
22	5	1	KEREKJARTO Tamas	1979	HUN	0.69	26.09	55.83	1:26.25	1:57.29	3.59	
								29.74	30.42	31.04		
23	6	8	VELOZ Juan Jose	1982	MEX	0.79	26.39	55.98	1:26.41	1:57.32	3.62	
								29.59	30.43	30.91		
24	3	6	OLIVEIRA Pedro	1988	POR	0.77	27.24	56.77	1:26.60	1:57.41	3.71	
								29.53	29.83	30.81		
25	4	8	SIOUI Adam	1982	CAN	0.78	26.19	56.11	1:26.59	1:57.45	3.75	
								29.92	30.48	30.86		
26	3	5	SJODIN Simon	1986	SWE	0.72	26.73	56.19	1:26.70	1:57.75	4.05	
								29.46	30.51	31.05		
27	5	8	ALYFANTIS Romanos Iasonas	1986	GRE	0.80	26.49	56.50	1:27.58	1:57.99	4.29	
								30.01	31.08	30.41		



Event No. 14

Rank	Heat	Lane	Name	Year of Birth	NOC Code	R.T.	50m	100m	150m	Time	Time Behind
28	3	8	MANDEL Alon	1988	ISR	0.80	27.08	58.08 31.00	1:28.00 29.92	1:59.27 31.27	5.57
29	2	5	WALSH Jb	1986	PHI	0.71	27.69	58.56 30.87	1:29.37 30.81	1:59.39 30.02	5.69
30	3	3	PINZON Omar	1989	COL	0.66	26.75	57.26 30.51	1:27.69 30.43	1:59.47 31.78	5.77
31	1	3	ROKI Niksa	1988	CRO	0.73	26.20	56.85 30.65	1:28.26 31.41	1:59.58 31.32	5.88
32	2	1	NUNEZ Javier	1983	ESP	0.86	27.26	57.66 30.40	1:28.64 30.98	2:00.24 31.60	6.54
33	2	7	GONZALEZ Andres Jose	1989	ARG	0.77	28.15	58.81 30.66	1:29.49 30.68	2:00.36 30.87	6.66
34	2	6	YU Jeongnam	1983	KOR	0.74	27.32	58.31 30.99	1:29.67 31.36	2:01.00 31.33	7.30
35	3	4	KNOWLES Jeremy	1981	BAH	0.72	26.92	56.87 29.95	1:28.25 31.38	2:01.08 32.83	7.38
36	2	8	MARQUEZ RIVAS Alexis	1985	VEN	0.77	27.71	58.40 30.69	1:29.76 31.36	2:01.25 31.49	7.55
37	3	7	BEGO Daniel	1989	MAS	0.70	27.24	58.17 30.93	1:29.37 31.20	2:01.28 31.91	7.58
38	2	3	LENNOX-SILVA Douglas	1987	PUR	0.68	26.06	57.01 30.95	1:29.35 32.34	2:01.69 32.34	7.99
39	3	1	PALAZOV Georgi	1980	BUL	0.90	26.44	56.38 29.94	1:27.99 31.61	2:01.84 33.85	8.14
40	1	5	PONCHA Rehan Jehangir	1986	IND	0.94	27.47	57.79 30.32	1:29.31 31.52	2:01.89 32.58	8.19
41	1	4	CRESCIMBENI Emmanuel	1990	PER	0.69	27.01	57.91 30.90	1:29.78 31.87	2:02.13 32.35	8.43
42	1	6	HERNANDEZ MARADIAGA Javier	1988	HON	0.78	27.59	58.87 31.28	1:30.44 31.57	2:02.23 31.79	8.53
43	2	4	MARKOVIC Vladan	1977	SRB	0.87	26.89	57.33 30.44	1:29.35 32.02	2:03.12 33.77	9.42
44	2	2	UTOMO Donny Budiarto	1979	INA	0.82	27.29	58.39 31.10	1:30.53 32.14	2:03.44 32.91	9.74

Legend:

OR Olympic record Q Qualified for the next phase R.T. Reaction time



RESULTS

比赛成绩 / Résultats

	Record	Splits	Name	NOC Code	Location	Date
WR	1:54.80	25.16 53.97	1:27.57 PHELPS Michael	USA	Omaha, NE (USA)	4 JUL 2008
OR	1:57.14	25.51 54.35	1:29.37 PHELPS Michael	USA	Athens (GRE)	19 AUG 2004

Event No. 23

Rank	Lane	Name	NOC Code	R.T.	50m	100m	150m	Time	Time Behind
1	5	PHELPS Michael	USA	0.70	(1) 24.59	(1) 53.40 28.81	(1) 1:26.90 33.50	1:54.23 27.33	WR
2	6	CSEH Laszlo	HUN	0.80	(2) 24.95	(2) 53.45 28.50	(2) 1:28.01 34.56	1:56.52 28.51	2.29 ER
3	4	LOCHTE Ryan	USA	0.72	(3) 25.12	(3) 54.33 29.21	(4) 1:28.49 34.16	1:56.53 28.04	2.30
4	3	PEREIRA Thiago	BRA	0.76	(4) 25.22	(4) 54.47 29.25	(3) 1:28.31 33.84	1:58.14 29.83	3.91
5	2	TAKAKUWA Ken	JPN	0.61	(7) 25.63	(8) 56.30 30.67	(5) 1:30.12 33.82	1:58.22 28.10	3.99 AS
6	7	GODDARD James	GBR	0.68	(6) 25.58	(5) 54.97 29.39	(6) 1:30.31 35.34	1:59.24 28.93	5.01
7	8	BEAVERS Keith	CAN	0.70	(8) 25.88	(7) 55.96 30.08	(7) 1:30.43 34.47	1:59.43 29.00	5.20
8	1	TANCOCK Liam	GBR	0.88	(5) 25.33	(6) 55.50 30.17	(8) 1:30.57 35.07	2:00.76 30.19	6.53

Legend:

AS Asian record

ER European record

R.T. Reaction time

WR World record



RESULTS SUMMARY

比赛成绩综合 / Résumé des résultats

	Record	Splits			Name	NOC Code	Location	Date
WR	1:54.80	25.16	53.97	1:27.57	PHELPS Michael	USA	Omaha, NE (USA)	4 JUL 2008
OR	1:57.14	25.51	54.35	1:29.37	PHELPS Michael	USA	Athens (GRE)	19 AUG 2004

Event No. 23

Rank	Heat	Lane	Name	Year of Birth	NOC Code	R.T.	50m	100m	150m	Time	Time Behind
1	2	4	LOCHTE Ryan	1984	USA	0.73	25.66	55.36	1:28.67	1:57.69	Q
								29.70	33.31	29.02	
2	1	3	PHELPS Michael	1985	USA	0.74	25.56	55.22	1:29.47	1:57.70	0.01 Q
								29.66	34.25	28.23	
3	2	5	PEREIRA Thiago	1986	BRA	0.73	25.44	55.58	1:29.20	1:58.06	0.37 Q
								30.14	33.62	28.86	
4	1	4	CSEH Laszlo	1985	HUN	0.78	25.79	55.43	1:30.12	1:58.19	0.50 Q
								29.64	34.69	28.07	
5	1	5	TAKAKUWA Ken	1985	JPN	0.60	25.97	56.36	1:30.26	1:58.49	0.80 Q AS
								30.39	33.90	28.23	
6	2	1	GODDARD James	1983	GBR	0.68	25.52	54.94	1:29.56	1:58.63	0.94 Q
								29.42	34.62	29.07	
7	1	1	TANCOCK Liam	1985	GBR	0.83	25.14	54.79	1:29.58	1:59.42	1.73 Q
								29.65	34.79	29.84	
8	1	6	BEAVERS Keith	1983	CAN	0.71	26.38	56.53	1:30.74	1:59.43	1.74 Q
								30.15	34.21	28.69	
9	2	3	ALLY Bradley	1984	BAR	0.71	25.70	55.54	1:30.28	1:59.53	1.84
								29.84	34.74	29.25	
10	2	2	FUJII Takuro	1985	JPN	0.72	25.71	56.52	1:30.80	1:59.59	1.90
								30.81	34.28	28.79	
11	1	2	TOWNSEND Darian	1984	RSA	0.68	25.11	55.24	1:30.53	1:59.65	1.96
								30.13	35.29	29.12	
12	2	6	BOGGIATTO Alessio	1981	ITA	0.71	26.35	57.44	1:31.65	1:59.77	2.08
								31.09	34.21	28.12	
13	1	7	NEVO Gal	1987	ISR	0.62	26.33	57.60	1:31.89	2:00.43	2.74
								31.27	34.29	28.54	
14	2	8	BRODIE Leith	1986	AUS	0.74	25.88	56.09	1:31.48	2:00.57	2.88
								30.21	35.39	29.09	
15	2	7	JANUSAITIS Vytautas	1981	LTU	0.80	25.29	55.41	1:31.46	2:00.76	3.07
								30.12	36.05	29.30	
16	1	8	JUKIC Dinko	1989	AUT	0.77	25.55	56.39	1:32.42	2:00.98	3.29
								30.84	36.03	28.56	

Legend:

AS Asian record Q Qualified for the next phase R.T. Reaction time



RESULTS SUMMARY

比赛成绩综合 / Résumé des résultats

	Record	Splits			Name	NOC Code	Location	Date
WR	1:54.80	25.16	53.97	1:27.57	PHELPS Michael	USA	Omaha, NE (USA)	4 JUL 2008
OR	1:57.14	25.51	54.35	1:29.37	PHELPS Michael	USA	Athens (GRE)	19 AUG 2004

Event No. 23

Rank	Heat	Lane	Name	Year of Birth	NOC Code	R.T.	50m	100m	150m	Time	Time Behind
1	5	4	LOCHTE Ryan	1984	USA	0.77	25.72	55.84	1:28.30	1:58.15	Q
								30.12	32.46	29.85	
2	4	4	CSEH Laszlo	1985	HUN	0.76	25.36	54.67	1:29.63	1:58.29	0.14 Q
								29.31	34.96	28.66	
3	5	5	PEREIRA Thiago	1986	BRA	0.73	25.30	55.18	1:29.40	1:58.41	0.26 Q
								29.88	34.22	29.01	
4	4	6	TAKAKUWA Ken	1985	JPN	0.62	25.75	56.12	1:30.25	1:58.51	0.36 Q AS
								30.37	34.13	28.26	
5	4	7	ALLY Bradley	1984	BAR	0.70	25.69	56.07	1:30.02	1:58.57	0.42 Q
								30.38	33.95	28.55	
6	6	4	PHELPS Michael	1985	USA	0.75	25.77	55.38	1:30.44	1:58.65	0.50 Q
								29.61	35.06	28.21	
7	5	7	BOGGIATTO Alessio	1981	ITA	0.74	26.11	56.96	1:30.71	1:58.80	0.65 Q
								30.85	33.75	28.09	
8	5	1	BEAVERS Keith	1983	CAN	0.72	26.34	56.39	1:30.36	1:59.19	1.04 Q
								30.05	33.97	28.83	
8	6	2	FUJII Takuro	1985	JPN	0.72	25.40	55.97	1:30.05	1:59.19	1.04 Q
								30.57	34.08	29.14	
10	6	1	TOWNSEND Darian	1984	RSA	0.68	25.26	55.70	1:30.47	1:59.22	1.07 Q AF
								30.44	34.77	28.75	
11	6	6	JANUSAITIS Vytautas	1981	LTU	0.77	25.39	55.74	1:30.68	1:59.63	1.48 Q
								30.35	34.94	28.95	
12	3	1	NEVO Gal	1987	ISR	0.64	26.15	57.41	1:31.27	1:59.66	1.51 Q
								31.26	33.86	28.39	
13	6	5	GODDARD James	1983	GBR	0.67	25.42	55.49	1:31.01	1:59.74	1.59 Q
								30.07	35.52	28.73	
14	4	5	TANCOCK Liam	1985	GBR	0.82	25.08	55.02	1:29.92	1:59.79	1.64 Q
								29.94	34.90	29.87	
15	5	6	BRODIE Leith	1986	AUS	0.78	25.82	56.63	1:31.53	1:59.96	1.81 Q
								30.81	34.90	28.43	
16	4	3	JUKIC Dinko	1989	AUT	0.78	25.74	56.24	1:31.91	2:00.57	2.42 Q
								30.50	35.67	28.66	
17	5	3	KEREKJARTO Tamas	1979	HUN	0.76	25.93	56.73	1:31.97	2:00.60	2.45
								30.80	35.24	28.63	
18	6	3	JOHNS Brian	1982	CAN	0.85	26.36	57.73	1:31.91	2:00.66	2.51
								31.37	34.18	28.75	
18	6	7	CARVALHO Diogo	1988	POR	0.70	25.34	56.65	1:32.14	2:00.66	2.51
								31.31	35.49	28.52	
20	3	6	ALEXANDROV Mihail	1985	BUL	0.75	25.90	57.71	1:31.49	2:00.70	2.55
								31.81	33.78	29.21	
21	5	2	KENT Dean	1978	NZL	0.71	26.53	57.18	1:31.62	2:01.12	2.97
								30.65	34.44	29.50	
22	6	8	TIKHONOV Alexander	1988	RUS	0.85	25.96	55.84	1:31.87	2:01.21	3.06
								29.88	36.03	29.34	
23	3	5	KOKKODIS Ioannis	1981	GRE	0.83	26.13	56.81	1:31.45	2:01.22	3.07
								30.68	34.64	29.77	
24	3	8	KNOWLES Jeremy	1981	BAH	0.73	26.71	57.65	1:32.14	2:01.35	3.20
								30.94	34.49	29.21	
25	2	6	KVALE Gard	1984	NOR	0.77	26.26	57.24	1:32.74	2:01.52	3.37
								30.98	35.50	28.78	
26	4	2	WOJT Lukasz	1982	POL	0.72	26.09	56.54	1:32.37	2:01.54	3.39
								30.45	35.83	29.17	
27	2	3	MOLINA Miguel	1984	PHI	0.73	27.15	58.89	1:32.94	2:01.61	3.46
								31.74	34.05	28.67	



Event No. 23

Rank	Heat	Lane	Name	Year of Birth	NOC Code	R.T.	50m	100m	150m	Time	Time Behind
28	2	4	LEPSKYY Vadym	1985	UKR	0.80	27.54	58.45	1:33.04	2:01.73	3.58
								30.91	34.59	28.69	
29	3	7	IMPRIC Sasa	1986	CRO	0.69	26.21	56.08	1:31.00	2:01.83	3.68
								29.87	34.92	30.83	
30	1	7	PINZON Omar	1989	COL	0.64	26.17	57.25	1:34.03	2:02.28	4.13
								31.08	36.78	28.25	
31	2	2	FUCIK Tomas	1985	CZE	0.76	26.78	58.96	1:33.05	2:02.85	4.70
								32.18	34.09	29.80	
32	1	5	CHRISTENSEN Chris	1988	DEN	0.78	26.83	58.13	1:32.73	2:02.93	4.78
								31.30	34.60	30.20	
33	4	1	CABELLO Brenton	1981	ESP	0.79	26.04	57.27	1:33.35	2:03.08	4.93
								31.23	36.08	29.73	
34	3	4	QU Jingyu	1986	CHN	0.76	26.61	58.87	1:34.00	2:03.15	5.00
								32.26	35.13	29.15	
35	4	8	LIIVAMAGI Martin	1988	EST	0.72	26.19	57.12	1:32.63	2:03.56	5.41
								30.93	35.51	30.93	
36	2	5	BOVELL Nicholas	1986	TRI	0.73	26.40	58.21	1:34.23	2:03.90	5.75
								31.81	36.02	29.67	
37	3	3	GORDIYENKO Dmitriy	1986	KAZ	0.78	26.49	58.84	1:34.21	2:03.92	5.77
								32.35	35.37	29.71	
38	1	1	DUDA Andrejs	1981	LAT	0.70	25.99	58.34	1:34.18	2:04.18	6.03
								32.35	35.84	30.00	
39	5	8	van AGGELE Robin	1984	NED	0.76	25.16	58.22	1:33.53	2:04.33	6.18
								33.06	35.31	30.80	
40	3	2	DEIBLER Markus	1990	GER	0.80	26.20	58.89	1:34.37	2:04.54	6.39
								32.69	35.48	30.17	
41	1	2	HAMAMA Mehdi	1985	ALG	0.89	27.19	1:00.32	1:35.60	2:04.91	6.76
								33.13	35.28	29.31	
42	2	8	ATASAY Serkan	1970	TUR	0.72	25.87	58.73	1:35.14	2:05.25	7.10
								32.86	36.41	30.11	
43	2	1	ANDARA GONZALEZ Leopoldo Jose	1986	VEN	0.82	27.31	59.61	1:35.45	2:05.71	7.56
								32.30	35.84	30.26	
44	1	4	PARK Beomho	1988	KOR	0.71	27.44	1:00.48	1:37.08	2:06.17	8.02
								33.04	36.60	29.09	
45	1	3	ZAKHAROV Iurii	1985	KGZ	0.89	27.37	59.86	1:35.88	2:07.01	8.86
								32.49	36.02	31.13	
46	1	6	BUGAKOV Danil	1988	UZB	0.80	26.76	59.29	1:38.21	2:10.04	11.89
								32.53	38.92	31.83	
	2	7	BREE Andrew	1981	IRL					DNS	

Legend:

AF African record
R.T. Reaction time

AS Asian record

DNS Did not start

Q Qualified for the next phase



RESULTS

比赛成绩 / Résultats

	Record	Splits	Name	NOC Code	Location	Date	
WR	4:05.25	55.38	1:57.32 3:08.45	PHELPS Michael	USA	Omaha, NE (USA)	29 JUN 2008
OR	4:07.82	55.28	1:57.34 3:09.48	PHELPS Michael	USA	Beijing (CHN)	9 AUG 2008

Event No. 1

Rank	Lane	Name	NOC Code	R.T.	Time	Time Behind
1	4	PHELPS Michael	USA	0.74	4:03.84	WR
50m (2) 25.73	100m (1) 54.92 29.19	150m (2) 1:26.29 31.37	200m (1) 1:56.49 30.20	250m (1) 2:31.26 34.77	300m (1) 3:07.05 35.79	350m (1) 3:35.99 28.94
2	5	CSEH Laszlo	HUN	0.76	4:06.16	2.32 ER
50m (1) 25.60	100m (2) 55.07 29.47	150m (3) 1:26.49 31.42	200m (3) 1:57.43 30.94	250m (3) 2:32.47 35.04	300m (3) 3:08.28 35.81	350m (2) 3:37.68 29.40
3	6	LOCHTE Ryan	USA	0.71	4:08.09	4.25
50m (4) 26.18	100m (3) 55.81 29.63	150m (1) 1:26.04 30.23	200m (2) 1:56.69 30.65	250m (2) 2:31.53 34.84	300m (2) 3:08.04 36.51	350m (3) 3:37.93 29.89
4	7	BOGGIATTO Alessio	ITA	0.71	4:12.16	8.32
50m (6) 26.94	100m (5) 57.23 30.29	150m (5) 1:29.50 32.27	200m (6) 2:01.97 32.47	250m (5) 2:37.18 35.21	300m (5) 3:12.87 35.69	350m (4) 3:43.01 30.14
5	3	MARIN Luca	ITA	0.91	4:12.47	8.63
50m (8) 28.05	100m (8) 59.21 31.16	150m (8) 1:31.30 32.09	200m (5) 2:01.83 30.53	250m (6) 2:37.58 35.75	300m (6) 3:13.39 35.81	350m (6) 3:44.08 30.69
6	2	KIS Gergo	HUN	0.84	4:12.84	9.00
50m (7) 26.99	100m (7) 57.64 30.65	150m (6) 1:30.18 32.54	200m (7) 2:02.01 31.83	250m (8) 2:39.30 37.29	300m (8) 3:16.00 36.70	350m (8) 3:45.61 29.61
7	1	JOHNS Brian	CAN	0.83	4:13.38	9.54
50m (5) 26.71	100m (6) 57.62 30.91	150m (7) 1:30.77 33.15	200m (8) 2:03.59 32.82	250m (7) 2:38.82 35.23	300m (7) 3:15.03 36.21	350m (7) 3:44.49 29.46
8	8	PEREIRA Thiago	BRA	0.72	4:15.40	11.56
50m (3) 26.09	100m (4) 56.38 30.29	150m (4) 1:28.42 32.04	200m (4) 1:59.80 31.38	250m (4) 2:35.29 35.49	300m (4) 3:11.74 36.45	350m (5) 3:43.52 31.78

Legend:

ER European record

R.T. Reaction time

WR World record



RESULTS SUMMARY

比赛成绩综合 / Résumé des résultats

	Record	Splits		Name	NOC Code	Location	Date	
WR	4:05.25	55.38	1:57.32	3:08.45	PHELPS Michael	USA	Omaha, NE (USA)	29 JUN 2008
OR	4:08.26	55.57	1:57.10	3:10.36	PHELPS Michael	USA	Athens (GRE)	14 AUG 2004

Event No. 1

Rank	Heat	Lane	Name	Year of Birth	NOC Code	R.T.	Time	Time Behind	
1	4	4	PHELPS Michael	1985	USA	0.75	4:07.82		Q OR
	50m	26.13	100m 55.28 29.15	150m 1:26.38 31.10	200m 1:57.34 30.96	250m 2:33.03 35.69	300m 3:09.48 36.45	350m 3:39.43 29.95	28.39
2	2	4	CSEH Laszlo	1985	HUN	0.78	4:09.26	1.44	Q
	50m	26.06	100m 56.13 30.07	150m 1:27.65 31.52	200m 1:58.86 31.21	250m 2:34.98 36.12	300m 3:11.16 36.18	350m 3:40.91 29.75	28.35
3	4	5	MARIN Luca	1986	ITA	0.85	4:10.22	2.40	Q
	50m	28.38	100m 59.42 31.04	150m 1:31.41 31.99	200m 2:02.07 30.66	250m 2:37.17 35.10	300m 3:11.87 34.70	350m 3:42.12 30.25	28.10
4	3	4	LOCHTE Ryan	1984	USA	0.70	4:10.33	2.51	Q
	50m	26.08	100m 56.00 29.92	150m 1:28.19 32.19	200m 1:59.97 31.78	250m 2:35.26 35.29	300m 3:10.57 35.31	350m 3:40.61 30.04	29.72
5	4	3	KIS Gergo	1988	HUN	0.88	4:10.66	2.84	Q
	50m	26.87	100m 56.90 30.03	150m 1:29.08 32.18	200m 2:00.68 31.60	250m 2:37.34 36.66	300m 3:13.68 36.34	350m 3:43.15 29.47	27.51
6	2	3	BOGGIATTO Alessio	1981	ITA	0.82	4:10.68	2.86	Q
	50m	26.80	100m 56.89 30.09	150m 1:29.46 32.57	200m 2:02.08 32.62	250m 2:36.92 34.84	300m 3:11.90 34.98	350m 3:41.57 29.67	29.11
7	3	7	JOHNS Brian	1982	CAN	0.82	4:11.41	3.59	Q
	50m	26.90	100m 57.58 30.68	150m 1:30.48 32.90	200m 2:02.80 32.32	250m 2:38.20 35.40	300m 3:13.62 35.42	350m 3:43.31 29.69	28.10
8	3	5	PEREIRA Thiago	1986	BRA	0.75	4:11.74	3.92	Q
	50m	25.78	100m 55.88 30.10	150m 1:28.31 32.43	200m 1:59.65 31.34	250m 2:34.71 35.06	300m 3:10.32 35.61	350m 3:41.55 31.23	30.19
9	4	2	BEAVERS Keith	1983	CAN	0.72	4:12.75	4.93	
	50m	26.91	100m 57.11 30.20	150m 1:29.51 32.40	200m 2:01.89 32.38	250m 2:37.24 35.35	300m 3:13.32 36.08	350m 3:43.19 29.87	29.56
10	2	1	ALLY Bradley	1984	BAR	0.69	4:14.01	6.19	
	50m	26.32	100m 57.01 30.69	150m 1:29.89 32.88	200m 2:02.15 32.26	250m 2:37.97 35.82	300m 3:14.38 36.41	350m 3:44.77 30.39	29.24
11	2	8	NEVO Gal	1987	ISR	0.64	4:14.03	6.21	
	50m	26.93	100m 57.99 31.06	150m 1:31.23 33.24	200m 2:03.29 32.06	250m 2:39.18 35.89	300m 3:14.66 35.48	350m 3:44.73 30.07	29.30
12	3	3	SCHOEMAN Riaan	1989	RSA	0.73	4:14.09	6.27	
	50m	27.69	100m 58.75 31.06	150m 1:31.14 32.39	200m 2:02.61 31.47	250m 2:37.54 34.93	300m 3:14.43 36.89	350m 3:44.51 30.08	29.58
13	3	1	KRYLOV Andrey	1984	RUS	0.75	4:14.55	6.73	
	50m	26.95	100m 57.77 30.82	150m 1:31.17 33.40	200m 2:03.65 32.48	250m 2:39.78 36.13	300m 3:15.75 35.97	350m 3:45.96 30.21	28.59
14	4	6	NEDERPELT Travis	1985	AUS	0.77	4:15.37	7.55	
	50m	26.38	100m 56.69 30.31	150m 1:30.70 34.01	200m 2:03.79 33.09	250m 2:38.97 35.18	300m 3:15.55 36.58	350m 3:45.91 30.36	29.46
15	2	2	JUKIC Dinko	1989	AUT	0.74	4:15.48	7.66	
	50m	25.94	100m 55.85 29.91	150m 1:29.56 33.71	200m 2:02.84 33.28	250m 2:38.65 35.81	300m 3:15.45 36.80	350m 3:45.40 29.95	30.08
16	2	7	TIKHONOV Alexander	1988	RUS	0.83	4:16.49	8.67	
	50m	27.19	100m 58.06 30.87	150m 1:30.39 32.33	200m 2:02.01 31.62	250m 2:38.54 36.53	300m 3:15.91 37.37	350m 3:46.39 30.48	30.10
17	2	5	HAFFIELD Thomas	1988	GBR	0.79	4:16.72	8.90	
	50m	27.49	100m 58.39 30.90	150m 1:31.20 32.81	200m 2:02.86 31.66	250m 2:39.23 36.37	300m 3:16.33 37.10	350m 3:47.20 30.87	29.52
18	2	6	DEMETIS Vasileios	1983	GRE	0.77	4:18.40	10.58	
	50m	27.43	100m 58.23 30.80	150m 1:31.28 33.05	200m 2:03.40 32.12	250m 2:40.46 37.06	300m 3:17.89 37.43	350m 3:48.75 30.86	29.65
19	3	6	DALE Euan	1985	GBR	0.71	4:18.60	10.78	
	50m	27.25	100m 58.53 31.28	150m 1:32.16 33.63	200m 2:04.98 32.82	250m 2:41.19 36.21	300m 3:17.48 36.29	350m 3:48.31 30.83	30.29
20	4	8	LEPSKY Vady	1985	UKR	0.79	4:20.96	13.14	
	50m	29.04	100m 1:01.95 32.91	150m 1:34.38 32.43	200m 2:06.76 32.38	250m 2:43.44 36.68	300m 3:21.05 37.61	350m 3:51.19 30.14	29.77



Event No. 1

Rank	Heat	Lane	Name	Year of Birth	NOC Code	R.T.	Time	Time Behind
21	3	8	PINZON Omar	1989	COL	0.63	4:22.31	14.49
	50m 26.96	100m 57.88 30.92	150m 1:30.31 32.43	200m 2:02.08 31.77	250m 2:41.36 39.28	300m 3:21.08 39.72	350m 3:52.51 31.43	29.80
22	4	7	HENRI Pierre	1983	FRA	0.75	4:22.41	14.59
	50m 27.28	100m 58.68 31.40	150m 1:32.39 33.71	200m 2:04.87 32.48	250m 2:42.81 37.94	300m 3:21.10 38.29	350m 3:52.41 31.31	30.00
23	1	4	ROKI Niksa	1988	CRO	0.68	4:22.44	14.62
	50m 26.58	100m 57.63 31.05	150m 1:31.32 33.69	200m 2:04.43 33.11	250m 2:42.34 37.91	300m 3:20.51 38.17	350m 3:52.32 31.81	30.12
24	3	2	NUNEZ Javier	1983	ESP	0.89	4:22.69	14.87
	50m 27.17	100m 58.04 30.87	150m 1:32.02 33.98	200m 2:05.51 33.49	250m 2:42.44 36.93	300m 3:21.90 39.46	350m 3:52.88 30.98	29.81
25	4	1	ALYFANTIS Romanos Iasonas	1986	GRE	0.79	4:23.41	15.59
	50m 26.46	100m 56.59 30.13	150m 1:31.08 34.49	200m 2:05.17 34.09	250m 2:41.61 36.44	300m 3:19.56 37.95	350m 3:51.35 31.79	32.06
26	1	6	GORDIYENKO Dmitriy	1986	KAZ	0.81	4:25.20	17.38
	50m 28.86	100m 1:01.66 32.80	150m 1:36.58 34.92	200m 2:11.25 34.67	250m 2:47.75 36.50	300m 3:24.47 36.72	350m 3:55.79 31.32	29.41
27	1	2	DANILOV Vasilii	1988	KGZ	0.77	4:29.20	21.38
	50m 27.85	100m 59.45 31.60	150m 1:33.85 34.40	200m 2:08.73 34.88	250m 2:45.93 37.20	300m 3:25.15 39.22	350m 3:56.58 31.43	32.62
28	1	3	NAZAR Deniz	1980	TUR	0.91	4:30.80	22.98
	50m 27.15	100m 58.29 31.14	150m 1:33.15 34.86	200m 2:07.71 34.56	250m 2:45.88 38.17	300m 3:25.16 39.28	350m 3:58.45 33.29	32.35
29	1	5	HACIANE CONSTANTIN Hocine	1986	AND	0.83	4:32.00	24.18
	50m 28.79	100m 1:01.04 32.25	150m 1:37.89 36.85	200m 2:14.76 36.87	250m 2:51.72 36.96	300m 3:29.37 37.65	350m 4:01.70 32.33	30.30

Legend:

OR Olympic record Q Qualified for the next phase R.T. Reaction time



RESULTS

比赛成绩 / Résultats

	Record	Splits	NOC (Relay)	Location	Date
WR	3:12.23	48.82 1:36.43 2:24.46	USA - United States	Beijing (CHN)	10 AUG 2008
OR	3:12.23	48.82 1:36.43 2:24.46	USA - United States	Beijing (CHN)	10 AUG 2008

Event No. 12

Rank	Lane	NOC	Name	R.T.	50m	100m	Time	Time Behind
1	4	USA - United States	PHELPS Michael WEBER-GALE Garrett JONES Cullen LEZAK Jason	0.75 0.06 0.38 0.04	23.31 21.89 22.68 21.50	47.51 47.02 47.65 46.06	(2) 47.51 AM (1) 1:34.53 (2) 2:22.18 (1) 3:08.24	WR
2	5	FRA - France	LEVEAUX Amaury GILOT Fabien BOUSQUET Frederick BERNARD Alain	0.77 0.16 0.08 0.19	23.39 21.98 21.96 21.27	47.91 47.05 46.63 46.73	(4) 47.91 (2) 1:34.96 (1) 2:21.59 (2) 3:08.32	0.08 ER
3	3	AUS - Australia	SULLIVAN Eamon LAUTERSTEIN Andrew CALLUS Ashley TARGETT Matt	0.71 0.25 0.28 0.29	22.48 22.19 22.44 22.17	47.24 47.87 47.55 47.25	(1) 47.24 WR (3) 1:35.11 (3) 2:22.66 (3) 3:09.91	1.67 OC
4	6	ITA - Italy	CALVI Alessandro GALENDA Christian BELOTTI Marco MAGNINI Filippo	0.78 0.30 0.13 0.17	23.12 22.13 22.81 22.65	48.49 47.49 48.23 47.27	(7) 48.49 (5) 1:35.98 (5) 2:24.21 (4) 3:11.48	3.24
5	2	SWE - Sweden	STYMNE Petter FROLANDER Lars NYSTRAND Stefan PERSSON Jonas	0.85 0.06 0.17 0.01	23.20 22.30 22.18 22.18	49.17 48.02 47.25 47.48	(8) 49.17 (8) 1:37.19 (6) 2:24.44 (5) 3:11.92	3.68
6	1	CAN - Canada	HAYDEN Brent GREENSHIELDS Joel RUSSELL Colin SAY Rick	0.75 0.14 0.08 0.00	22.72 22.68 23.13 23.04	47.56 47.77 48.49 48.44	(3) 47.56 (4) 1:35.33 (4) 2:23.82 (6) 3:12.26	4.02
7	7	RSA - South Africa	FERNS Lyndon TOWNSEND Darian SCHOEMAN Roland NEETHLING Ryk	0.64 0.26 0.24 0.09	22.74 22.27 22.28 22.47	48.15 48.11 48.32 48.08	(5) 48.15 AF (7) 1:36.26 (7) 2:24.58 (7) 3:12.66	4.42 AF
8	8	GBR - Great Britain	BURNETT Simon BROWN Adam HOCKIN Benjamin DAVENPORT Ross	0.68 0.31 0.38 0.19	23.39 23.04 22.95 23.22	48.34 47.75 48.50 48.28	(6) 48.34 (6) 1:36.09 (8) 2:24.59 (8) 3:12.87	4.63

Legend:

AF African record AM Americas record ER European record OC Oceanian record
R.T. Reaction time WR World record



RESULTS SUMMARY

比赛成绩综合 / Résumé des résultats

	Record	Splits	NOC (Relay)	Location	Date
WR	3:12.46	48.83	1:58.96 2:24.68	USA - United States	Victoria (CAN) 19 AUG 2006
OR	3:13.17	48.17	1:36.30 2:25.26	RSA - South Africa	Athens (GRE) 15 AUG 2004

Event No. 12

Rank	Heat	Lane	NOC	Name	R.T.	50m	100m	Time	Time Behind
1	1	4	USA - United States					3:12.23	Q WR
				ADRIAN Nathan	0.75	23.15	48.82	48.82	
				JONES Cullen	0.16	22.20	47.61	1:36.43	
				WILDMAN-TOBRINER Ben	0.24	22.69	48.03	2:24.46	
				GREVERS Matt	0.27	22.43	47.77	3:12.23	
2	2	4	FRA - France					3:12.36	0.13 Q ER
				LEVEAUX Amaury	0.77	23.18	47.76	47.76	OR
				MALLET Gregory	0.33	22.57	48.14	1:35.90	
				STEIMETZ Boris	0.17	23.45	49.83	2:25.73	
				BOUSQUET Frederick	0.12	21.77	46.63	3:12.36	
3	1	5	AUS - Australia					3:12.41	0.18 Q OC
				LAUTERSTEIN Andrew	0.75	23.10	48.68	48.68	
				BRODIE Leith	0.35	23.08	48.42	1:37.10	
				MURPHY Patrick	0.20	23.08	48.09	2:25.19	
				TARGETT Matt	0.25	22.29	47.22	3:12.41	
4	2	5	ITA - Italy					3:12.65	0.42 Q
				CALVI Alessandro	0.81	23.35	48.58	48.58	
				GALENDI Christian	0.27	22.51	47.67	1:36.25	
				SANTUCCI Michele	0.34	23.50	49.56	2:25.81	
				MAGNINI Filippo	0.23	22.65	46.84	3:12.65	
5	1	3	SWE - Sweden					3:12.73	0.50 Q
				NYSTRAND Stefan	0.95	22.98	48.31	48.31	
				STYMNE Petter	0.21	22.24	48.41	1:36.72	
				FROLANDER Lars	0.17	22.76	48.35	2:25.07	
				PERSSON Jonas	0.16	21.99	47.66	3:12.73	
6	2	3	RSA - South Africa					3:13.06	0.83 Q AF
				FERNS Lyndon	0.78	22.94	48.20	48.20	
				SCHOEMAN Roland	0.45	22.71	48.85	1:37.05	
				NEETHLING Ryk	0.35	22.69	48.51	2:25.56	
				TOWNSEND Darian	0.28	22.45	47.50	3:13.06	
7	1	2	CAN - Canada					3:13.68	1.45 Q
				HAYDEN Brent	0.76	23.26	48.28	48.28	
				GREENSHIELDS Joel	0.36	23.05	48.06	1:36.34	
				SAY Rick	0.05	23.72	49.11	2:25.45	
				RUSSELL Colin	0.13	22.71	48.23	3:13.68	
8	2	1	GBR - Great Britain					3:13.69	1.46 Q
				BURNETT Simon	0.67	23.16	48.20	48.20	
				BROWN Adam	0.30	23.22	48.43	1:36.63	
				HOCKIN Benjamin	0.26	23.31	48.55	2:25.18	
				DAVENPORT Ross	0.07	23.00	48.51	3:13.69	
9	2	6	RUS - Russian Fed.					3:14.07	1.84
				LAGUNOV Evgeniy	0.75	23.02	48.45	48.45	
				GRECHIN Andrey	0.35	22.31	48.08	1:36.53	
				KAPRALOV Andrey	0.58	23.46	49.07	2:25.60	
				FESIKOV Sergey	0.48	22.77	48.47	3:14.07	
10	1	6	NED - Netherlands					3:14.90	2.67
				ZASTROW Mitja	0.76	23.88	49.40	49.40	
				van den HOOGENBAND Pieter	0.20	22.06	47.17	1:36.57	
				van VELTHOVEN Bas	0.23	22.76	49.08	2:25.65	
				LIJESSEN Robert	0.15	23.14	49.25	3:14.90	
11	1	7	NZL - New Zealand					3:15.41	3.18
				HERRING Mark	0.79	23.73	49.73	49.73	
				GIBSON Cam	0.11	22.76	48.07	1:37.80	
				BENSON Willy	0.08	22.89	48.65	2:26.45	
				FAAMAUSILI-BANSE-PRINCE Orinoco	0.04	22.97	48.96	3:15.41	



National Aquatics Centre
国家游泳中心
Centre National de Natation

SUN 星期日 DIM
10 AUG 2008
20:47

SWIMMING
游泳 / NATATION

MEN'S 4 X 100M FREESTYLE RELAY

男子4x100米自由泳接力 / RELAIS 4X100 M NAGE LIBRE - HOMMES

HEATS

预赛 / TOURS ÉLIMINATOIRES



Event No. 12

Rank	Heat	Lane	NOC	Name	R.T.	50m	100m	Time	Time Behind	
12	2	7	CHN - China	CHEN Zuo	0.77	23.83	49.16	3:16.16	3.93	AS
				HUANG Shaohua	0.28	23.22	48.83	49.16		
				LU Zhiwu	0.05	22.86	48.72	1:37.99		
				CAI Li	0.23	23.69	49.45	2:26.71		
13	2	8	SUI - Switzerland	MEICHTRY Dominik	0.68	23.48	48.96	3:16.16	4.57	
				NOVY Karel	0.13	23.00	48.60	48.96		
				LANG Flori	0.01	23.18	49.34	1:37.56		
				PEREZ Adrien	0.15	23.57	49.90	2:26.90		
14	1	8	JPN - Japan	FUJII Takuro	0.71	23.77	49.15	3:17.28	5.05	
				SATO Hisayoshi	0.13	22.92	48.92	49.15		
				KISHIDA Masayuki	0.08	23.44	50.00	1:38.07		
				OKUMURA Yoshihiro	0.18	23.80	49.21	2:28.07		
15	1	1	GER - Germany	DEIBLER Steffen	0.83	23.62	49.61	3:17.28	5.76	
				SCHREIBER Jens	0.08	23.50	49.58	49.61		
				STARKE Benjamin	0.13	23.49	49.65	1:39.19		
				BIEDERMANN Paul	0.28	23.55	49.15	2:28.84		
	2	2	BRA - Brazil					3:17.99		
								DSQ		
				CIELO FILHO Cesar	0.69	22.53	47.91	47.91		
				CASTRO Rodrigo	0.26	23.62	49.23	1:37.14		
				SILVA Fernando	0.34	23.03	49.53	2:26.67		
				OLIVEIRA Nicolas	-0.04					

Legend:

AF African record AS Asian record DSQ Disqualified ER European record
OC Oceanian record OR Olympic record Q Qualified for the next phase R.T. Reaction time
WR World record





RESULTS

比赛成绩 / Résultats

	Record	Splits				NOC (Relay)	Location	Date
WR	7:03.24	51.43	1:45.36	1:36.37	3:31.22	USA - United States	Melbourne (AUS)	30 MAR 2007
OR	7:04.66	51.18	1:46.57	2:38.04	3:32.04	USA - United States	Beijing (CHN)	12 AUG 2008
		4:23.41	5:17.53	6:08.41				
		4:25.09	5:19.15	6:10.43				

Event No. 19

Rank	Lane	NOC	Name	R.T.	50m	100m	150m	200m	Time	Time Behind
1	4	USA - United States							6:58.56	WR
			PHELPS Michael	0.72	24.25	50.48	1:17.09	1:43.31	(1) 1:43.31	
			LOCHTE Ryan	0.34	23.70	50.28	1:17.33	1:44.28	(1) 3:27.59	
			BERENS Ricky	0.41	24.53	51.70	1:19.29	1:46.29	(1) 5:13.88	
			VANDERKAA Y Peter	0.36	24.13	50.95	1:18.28	1:44.68	(1) 6:58.56	
2	3	RUS - Russian Fed.							7:03.70	5.14 ER
			LOBINTSEV Nikita	0.81	24.90	51.59	1:18.97	1:46.64	(4) 1:46.64	
			LAGUNOV Evgeniy	0.24	23.09	49.60	1:17.93	1:46.56	(3) 3:33.20	
			IZOTOV Danila	0.20	23.83	50.61	1:18.27	1:45.85	(4) 5:19.05	
			SUKHORUKOV Alexander	0.24	24.35	50.83	1:17.71	1:44.65	(2) 7:03.70	
3	7	AUS - Australia							7:04.98	6.42
			MURPHY Patrick	0.79	25.10	51.74	1:18.91	1:45.95	(2) 1:45.95	
			HACKETT Grant	0.28	24.52	51.45	1:18.75	1:45.87	(2) 3:31.82	
			BRITS Grant	0.12	24.09	51.51	1:19.41	1:47.13	(3) 5:18.95	
			FFROST Nick	0.10	24.47	51.85	1:19.22	1:46.03	(3) 7:04.98	
4	5	ITA - Italy							7:05.35	6.79
			BELOTTI Marco	0.76	25.18	52.65	1:20.07	1:47.37	(8) 1:47.37	
			BREMBILLA Emiliano	0.47	25.90	53.20	1:20.60	1:47.33	(8) 3:34.70	
			ROSOLINO Massimiliano	0.29	24.99	52.09	1:19.43	1:46.53	(6) 5:21.23	
			MAGNINI Filippo	0.09	23.07	50.40	1:17.78	1:44.12	(4) 7:05.35	
5	2	CAN - Canada							7:05.77	7.21
			RUSSELL Colin	0.74	24.88	51.74	1:19.23	1:46.89	(7) 1:46.89	
			JOHNS Brian	0.09	24.56	51.84	1:19.95	1:47.61	(7) 3:34.50	
			HAYDEN Brent	0.21	23.34	49.87	1:17.23	1:44.42	(2) 5:18.92	
			HURD Andrew	0.26	24.96	52.09	1:19.58	1:46.85	(5) 7:05.77	
6	6	GBR - Great Britain							7:05.92	7.36
			CARRY David	0.76	25.32	52.21	1:19.67	1:46.78	(6) 1:46.78	
			HUNTER Andrew	0.19	24.76	52.04	1:19.74	1:46.73	(4) 3:33.51	
			RENWICK Robbie	0.31	23.87	50.74	1:18.03	1:46.16	(5) 5:19.67	
			DAVENPORT Ross	0.22	24.13	50.97	1:18.63	1:46.25	(6) 7:05.92	
7	1	JPN - Japan							7:10.31	11.75
			OKUMURA Yoshihiro	0.71	25.61	52.48	1:19.51	1:46.61	(3) 1:46.61	
			UCHIDA Sho	0.32	25.14	52.44	1:20.23	1:47.36	(6) 3:33.97	
			MONONOBE Yasunori	0.14	24.84	52.42	1:20.54	1:47.72	(7) 5:21.69	
			MATSUMOTO Hisato	0.08	24.83	52.34	1:20.42	1:48.62	(7) 7:10.31	
8	8	RSA - South Africa							7:13.02	14.46
			BASSON Jean	0.71	25.18	51.74	1:18.75	1:46.67	(5) 1:46.67	
			TOWNSEND Darian	0.21	24.10	51.20	1:18.61	1:47.24	(5) 3:33.91	
			VENTER Jan	0.25	25.28	53.25	1:21.74	1:49.56	(8) 5:23.47	
			ROUSSEAU Sebastien	0.27	25.37	53.57	1:21.56	1:49.55	(8) 7:13.02	

Legend:

ER European record

R.T. Reaction time

WR World record



RESULTS SUMMARY

比赛成绩综合 / Résumé des résultats

	Record	Splits			NOC (Relay)	Location	Date
WR	7:03.24	51.43	1:45.36	1:36.37	3:31.22 USA - United States	Melbourne (AUS)	30 MAR 2007
OR	7:07.05	4:23.41	5:17.53	6:08.41			
		52.01	1:46.03	2:37.23	3:32.43 AUS - Australia	Sydney (AUS)	19 SEP 2000
		4:24.47	5:19.79	6:11.82			

Event No. 19

Rank	Heat	Lane	NOC	Name	R.T.	50m	100m	150m	200m	Time	Time Behind
1	2	4	USA - United States	WALTERS David	0.77	24.73	51.18	1:18.63	1:46.57	7:04.66	Q OR
				BERENS Ricky	0.42	24.40	51.47	1:18.64	1:45.47	3:32.04	
				VENDT Erik	0.41	25.38	53.05	1:20.73	1:47.11	5:19.15	
				KELLER Klete	0.38	24.74	51.28	1:18.22	1:45.51	7:04.66	
2	1	4	ITA - Italy	CASSIO Nicola	0.84	25.73	52.97	1:20.79	1:48.76	7:07.84	3.18 Q ER
				BELOTTI Marco	0.31	24.14	51.23	1:18.26	1:45.82	3:34.58	
				BREMBILLA Emiliano	0.37	25.23	52.01	1:19.18	1:46.46	5:21.04	
				ROSOLINO Massimiliano	0.47	25.16	51.96	1:19.25	1:46.80	7:07.84	
3	1	6	RUS - Russian Fed.	POLISHCHUK Mikhail	0.77	25.23	52.53	1:20.74	1:48.54	7:07.86	3.20 Q
				IZOTOV Danila	0.33	24.96	52.37	1:19.83	1:47.24	3:35.78	
				LOBINTSEV Nikita	0.41	24.36	51.59	1:19.12	1:46.84	5:22.62	
				SUKHORUKOV Alexander	0.26	24.60	51.37	1:18.38	1:45.24	7:07.86	
4	2	3	GBR - Great Britain	CARRY David	0.79	25.36	52.06	1:19.39	1:46.47	7:07.89	3.23 Q
				HUNTER Andrew	0.41	24.63	51.73	1:19.59	1:46.88	3:33.35	
				DAVENPORT Ross	0.37	24.87	52.22	1:20.05	1:47.15	5:20.50	
				RENWICK Robbie	0.31	24.40	51.64	1:19.58	1:47.39	7:07.89	
5	1	5	CAN - Canada	JOHNS Brian	0.81	25.39	52.62	1:20.45	1:47.44	7:08.04	3.38 Q
				SAY Rick	0.09	24.25	51.37	1:19.58	1:47.24	3:34.68	
				SIOUI Adam	0.27	24.19	51.12	1:19.06	1:47.05	5:21.73	
				HURD Andrew	0.35	24.97	51.83	1:19.25	1:46.31	7:08.04	
6	2	5	AUS - Australia	FFROST Nick	0.66	25.51	52.71	1:20.27	1:47.47	7:08.41	3.75 Q
				BRITS Grant	0.10	24.10	51.40	1:19.14	1:46.84	3:34.31	
				PALMER Kirk	0.41	24.52	51.55	1:19.61	1:47.02	5:21.33	
				BRODIE Leith	0.28	24.49	51.89	1:19.48	1:47.08	7:08.41	
7	1	7	JPN - Japan	OKUMURA Yoshihiro	0.76	25.69	52.90	1:20.13	1:47.19	7:09.12	4.46 Q AS
				UCHIDA Sho	0.16	24.99	52.23	1:19.55	1:46.59	3:33.78	
				MONONOBE Yasunori	0.05	24.69	52.23	1:20.04	1:47.29	5:21.07	
				MATSUMOTO Hisato	0.17	24.43	51.37	1:19.04	1:48.05	7:09.12	
8	2	2	RSA - South Africa	BASSON Jean	0.69	25.29	52.03	1:18.97	1:45.99	7:10.91	6.25 Q AF
				TOWNSEND Darian	0.25	23.85	50.59	1:17.92	1:46.14	3:32.13	
				VENTER Jan	-0.02	25.43	53.48	1:21.28	1:48.32	5:20.45	
				ROUSSEAU Sebastien	0.38	25.02	52.66	1:21.41	1:50.46	7:10.91	
9	2	6	AUT - Austria	KOLL Dominik	0.80	25.45	52.39	1:19.85	1:47.72	7:11.45	6.79
				BRANDL David	0.51	24.94	51.84	1:19.29	1:46.45	3:34.17	
				JANISTYN Florian	0.15	25.21	52.35	1:21.01	1:50.48	5:24.65	
				ROGAN Markus	0.02	24.33	51.47	1:19.04	1:46.80	7:11.45	
10	1	2	CHN - China	ZHANG Lin	0.73	25.20	52.28	1:19.56	1:46.13	7:13.57	8.91
				ZHANG Enjian	0.18	25.00	52.83	1:20.83	1:49.31	3:35.44	
				SUN Yang	0.08	25.36	53.35	1:21.57	1:48.73	5:24.17	
				SHI Haoran	0.43	25.71	53.15	1:21.30	1:49.40	7:13.57	



National Aquatics Centre
国家游泳中心
Centre National de Natation

TUE 星期二 MAR
12 AUG 2008
19:54

SWIMMING
游泳 / NATATION

MEN'S 4 X 200M FREESTYLE RELAY

男子4x200米自由泳接力 / RELAIS 4X200 M NAGE LIBRE - HOMMES

HEATS

预赛 / TOURS ÉLIMINATOIRES



Event No. 19

Rank	Heat	Lane	NOC	Name	R.T.	50m	100m	150m	200m	Time	Time Behind
10	1	8	FRA - France	LEFERT Clement	0.83	25.55	52.53	1:20.11	1:48.34	1:48.34	8.91
				BODET Sebastien	0.11	24.54	51.75	1:19.70	1:49.47	3:37.81	
				MADELAINÉ Matthieu	0.10	24.51	51.85	1:20.47	1:49.87	5:27.68	
				LEVEAUX Amaury	0.00	24.22	50.96	1:18.65	1:45.89	7:13.57	
12	1	1	GER - Germany	BIEDERMANN Paul	0.88	25.45	52.82	1:20.23	1:47.48	1:47.48	9.26
				STARKE Benjamin	0.16	24.30	51.94	1:20.21	1:48.51	3:35.99	
				KUBUSCH Christian	0.27	25.72	53.50	1:21.87	1:49.28	5:25.27	
				HERBST Stefan	0.37	24.64	52.16	1:20.73	1:48.65	7:13.92	
13	2	1	HUN - Hungary	KIS Gergo	0.80	25.93	53.04	1:20.06	1:47.39	1:47.39	9.48
				KEREKJARTO Tamas	0.30	25.05	52.37	1:20.70	1:49.09	3:36.48	
				KOZMA Dominik	0.08	24.67	52.20	1:20.45	1:49.26	5:25.74	
				KOVACS Norbert	0.38	25.01	52.46	1:20.53	1:48.40	7:14.14	
14	2	7	POL - Poland	GASIOR Lukasz	0.75	25.30	52.95	1:21.33	1:49.43	1:49.43	13.43
				WOJT Lukasz	0.13	24.66	52.33	1:19.99	1:48.54	3:37.97	
				ROKICKI Michal	0.24	26.47	54.38	1:23.07	1:51.14	5:29.11	
				STANCZYK Przemyslaw	0.11	25.42	53.07	1:20.80	1:48.98	7:18.09	
15	2	8	GRE - Greece	ZISIMOS Andreas	0.77	25.40	52.99	1:20.89	1:49.05	1:49.05	13.60
				XYLOURIS Nikolaos	0.30	25.25	52.91	1:21.00	1:49.53	3:38.58	
				GIANNOULIS Ioannis	0.39	25.49	53.03	1:20.75	1:48.96	5:27.54	
				DEMETIS Vasileios	0.17	25.24	53.64	1:22.49	1:50.72	7:18.26	
16	1	3	BRA - Brazil	OLIVEIRA Nicolas	0.75	25.42	52.99	1:21.18	1:49.49	1:49.49	14.88
				CASTRO Rodrigo	0.32	24.75	51.69	1:19.54	1:48.31	3:37.80	
				MORRISON Phillip	0.35	25.13	52.64	1:20.77	1:49.35	5:27.15	
				SALATTA Lucas	0.16	24.85	52.98	1:22.28	1:52.39	7:19.54	

Legend:

AF African record AS Asian record ER European record OR Olympic record
Q Qualified for the next phase R.T. Reaction time



RESULTS

比赛成绩 / Résultats

	Record	Splits	NOC (Relay)	Location	Date
WR	3:30.68	53.45 1:52.82 2:43.10	USA - United States	Athens (GRE)	21 AUG 2004
OR	3:30.68	53.45 1:52.82 2:43.10	USA - United States	Athens (GRE)	21 AUG 2004

Event No. 32

Rank	Lane	NOC	Name	R.T.	50m	100m	Time	Time Behind
1	4	USA - United States	PEIRSOL Aaron HANSEN Brendan PHELPS Michael LEZAK Jason	0.63 0.26 0.25 0.26	25.92 27.47 23.52 22.04	53.16 (1) 59.27 (3) 50.15 (1) 46.76 (1)	3:29.34 53.16 1:52.43 2:42.58 3:29.34	WR
2	5	AUS - Australia	STOECKEL Hayden RICKARD Brenton LAUTERSTEIN Andrew SULLIVAN Eamon	0.63 0.04 0.19 0.30	26.18 27.39 23.50 21.91	53.80 (3) 58.56 (2) 51.03 (3) 46.65 (2)	3:30.04 53.80 1:52.36 2:43.39 3:30.04	0.70 OC
3	3	JPN - Japan	MIYASHITA Junichi KITAJIMA Kosuke FUJII Takuro SATO Hisayoshi	0.63 0.23 0.25 0.05	26.10 27.24 23.97 22.87	53.87 (4) 58.07 (1) 50.89 (2) 48.35 (3)	3:31.18 53.87 1:51.94 2:42.83 3:31.18	1.84 AS
4	6	RUS - Russian Fed.	VYATCHANIN Arkady SLUDNOV Roman KOROTYSHKIN Evgeny LAGUNOV Evgeniy	0.82 0.38 0.32 0.26	26.35 27.62 23.38 22.35	53.36 (2) 59.45 (4) 51.62 (4) 47.49 (4)	3:31.92 53.36 1:52.81 2:44.43 3:31.92	2.58 ER
5	7	NZL - New Zealand	BELL Daniel SNYDERS Glenn SWANEPOEL Corney GIBSON Cam	0.57 0.33 0.09 0.14	26.46 28.17 23.42 22.47	54.74 (8) 59.87 (7) 51.78 (7) 47.00 (5)	3:33.39 54.74 1:54.61 2:46.39 3:33.39	4.05
6	2	GBR - Great Britain	TANCOCK Liam COOK Christopher ROCK Michael BURNETT Simon	0.60 0.21 0.08 0.11	26.01 27.73 23.58 22.17	54.69 (6) 59.65 (6) 52.02 (6) 47.33 (6)	3:33.69 54.69 1:54.34 2:46.36 3:33.69	4.35
7	1	RSA - South Africa	ZANDBERG Gerhard van der BURGH Cameron FERNES Lyndon TOWNSEND Darian	0.70 0.20 0.17 0.20	26.08 27.41 23.37 22.34	54.69 (6) 59.40 (5) 51.39 (5) 48.22 (7)	3:33.70 54.69 1:54.09 2:45.48 3:33.70	4.36 AF
8		ITA - Italy	di TORA Mirco FACCI Loris NALESSO Mattia MAGNINI Filippo	0.60 0.26 0.10 -0.04	25.98 28.49 23.70	54.52 (5) 1:00.55 (8) 52.26 (8)	DSQ 54.52 1:55.07 2:47.33	

Legend:

AF African record AS Asian record DSQ Disqualified ER European record
OC Oceanian record R.T. Reaction time WR World record



RESULTS SUMMARY

比赛成绩综合 / Résumé des résultats

	Record	Splits	NOC (Relay)	Location	Date
WR	3:30.68	53.45	1:52.82 2:43.10	USA - United States	Athens (GRE) 21 AUG 2004
OR	3:30.68	53.45	1:52.82 2:43.10	USA - United States	Athens (GRE) 21 AUG 2004

Event No. 32

Rank	Heat	Lane	NOC	Name	R.T.	50m	100m	Time	Time Behind
1	2	4	USA - United States					3:32.75	Q
				GREVERS Matt	0.65	26.06	53.59	53.59	
				GANGLOFF Mark	0.36	27.52	1:00.35	1:53.94	
				CROCKER Ian	0.42	23.60	50.85	2:44.79	
				WEBER-GALE Garrett	0.26	23.02	47.96	3:32.75	
2	1	4	AUS - Australia					3:32.76	0.01 Q OC
				DELANEY Ashley	0.52	26.09	53.74	53.74	
				SPRENGER Christian	0.20	27.51	59.95	1:53.69	
				PINE Adam	0.07	23.92	51.66	2:45.35	
				TARGETT Matt	0.20	22.09	47.41	3:32.76	
3	1	5	JPN - Japan					3:32.81	0.06 Q AS
				MIYASHITA Junichi	0.62	26.14	54.29	54.29	
				KITAJIMA Kosuke	0.13	27.62	58.79	1:53.08	
				FUJII Takuro	0.24	24.10	50.86	2:43.94	
				SATO Hisayoshi	0.07	22.92	48.87	3:32.81	
4	2	3	RUS - Russian Fed.					3:33.59	0.84 Q ER
				VYATCHANIN Arkady	0.81	26.42	53.86	53.86	
				SLUDNOV Roman	0.17	27.74	59.63	1:53.49	
				SKVORTSOV Nikolay	0.22	23.52	51.62	2:45.11	
				GRECHIN Andrey	0.36	22.37	48.48	3:33.59	
5	1	6	GBR - Great Britain					3:33.83	1.08 Q
				TANCOCK Liam	0.62	26.33	54.67	54.67	
				COOK Christopher	0.07	27.60	59.40	1:54.07	
				ROCK Michael	0.15	23.90	51.99	2:46.06	
				BURNETT Simon	0.13	22.41	47.77	3:33.83	
6	2	8	NZL - New Zealand					3:34.09	1.34 Q
				BELL Daniel	0.56	26.42	54.52	54.52	
				SNYDERS Glenn	0.22	28.04	59.46	1:53.98	
				SWANEPOEL Corney	0.17	23.78	52.12	2:46.10	
				GIBSON Cam	0.05	22.90	47.99	3:34.09	
7	2	6	RSA - South Africa					3:34.16	1.41 Q AF
				ZANDBERG Gerhard	0.64	26.17	54.19	54.19	
				van der BURGH Cameron	0.27	27.34	59.68	1:53.87	
				FERNS Lyndon	0.22	23.67	52.33	2:46.20	
				TOWNSEND Darian	0.23	22.41	47.96	3:34.16	
8	2	7	ITA - Italy					3:34.32	1.57 Q
				di TORA Mirco	0.55	25.88	54.05	54.05	
				TERRIN Alessandro	0.10	27.73	1:01.25	1:55.30	
				NALESSO Mattia	0.05	23.39	51.96	2:47.26	
				MAGNINI Filippo	0.00	22.42	47.06	3:34.32	
9	2	1	FRA - France					3:34.78	2.03
				STASIULIS Benjamin	0.61	26.75	55.46	55.46	
				DUBOSCQ Hugues	0.21	27.90	59.29	1:54.75	
				LEBON Christophe	0.26	24.08	51.97	2:46.72	
				GILOT Fabien	0.31	22.53	48.06	3:34.78	
10	2	5	CAN - Canada					3:35.56	2.81
				TAPP Jake	0.68	26.55	55.16	55.16	
				BROWN Mike Andrew	0.19	28.58	1:00.98	1:56.14	
				BARTOCH Joe	0.27	24.28	52.58	2:48.72	
				HAYDEN Brent	0.14	21.73	46.84	3:35.56	
11	1	2	SWE - Sweden					3:35.83	3.08
				SJODIN Simon	0.62	27.06	55.27	55.27	
				ANDERSSON Jonas	0.29	27.96	1:01.22	1:56.49	
				FROLANDER Lars	0.26	23.72	51.13	2:47.62	
				PERSSON Jonas	0.02	22.66	48.21	3:35.83	



National Aquatics Centre
国家游泳中心
Centre National de Natation

FRI 星期五 VEN
15 AUG 2008
20:44

SWIMMING
游泳 / NATATION

MEN'S 4 X 100M MEDLEY RELAY

男子4x100米混合泳接力 / RELAIS 4X100 M QUATRE NAGES - HOMMES

HEATS

预赛 / TOURS ÉLIMINATOIRES



Event No. 32

Rank	Heat	Lane	NOC	Name	R.T.	50m	100m	Time	Time Behind
12	2	2	CRO - Croatia					3:37.69	4.94
				KOZULJ Gordan	0.60	26.40	54.91	54.91	
				ROGULJ Vanja	0.07	27.92	1:01.30	1:56.21	
				TODOROVIC Mario	0.36	23.43	51.52	2:47.73	
				DRAGANJA Duje	0.29	22.97	49.96	3:37.69	
13	1	1	ROU - Romania					3:38.00	5.25
				FLOREA Razvan Ionut	0.65	26.74	54.81	54.81	
				PREDA Valentin	0.41	28.23	1:01.41	1:56.22	
				GHERGHEL Ioan Stefan	0.26	24.41	52.44	2:48.66	
				TRANDAFIR Norbert	0.03	23.04	49.34	3:38.00	
14	1	3	BRA - Brazil					3:38.66	5.91
				GUIDO Guilherme	0.51	26.18	54.78	54.78	
				SILVA Felipe	0.39	28.31	1:02.06	1:56.84	
				ALMEIDA Kaio	0.18	24.84	53.31	2:50.15	
				OLIVEIRA Nicolas	0.36	23.26	48.51	3:38.66	
15	1	7	UKR - Ukraine					3:38.76	6.01
				ISAKOV Oleksandr	0.70	27.13	56.66	56.66	
				DYMO Valerii	0.14	27.91	1:00.61	1:57.27	
				BREUS Sergii	0.11	23.49	52.38	2:49.65	
				YEGOSHIN Yuriy	0.36	23.51	49.11	3:38.76	
16	1	8	BLR - Belarus					3:39.39	6.64
				SANKOVICH Pavel	0.59	26.32	55.11	55.11	
				VABISHCHEVICH Viktor	0.28	28.87	1:01.89	1:57.00	
				LAZUKA Evgeny	0.02	23.87	52.63	2:49.63	
				NEVEROVSKY Stanislav	0.39	23.77	49.76	3:39.39	

Legend:

AF African record AS Asian record ER European record OC Oceanian record
Q Qualified for the next phase R.T. Reaction time



OFFICIAL RESULTS
正式成绩 / RÉSULTATS OFFICIELS

Rank	Bib Number	Name	NOC Code	Year of Birth	Time	Time Behind
1	17	van der WEIJDEN Maarten	NED	1981	1:51:51.6	
2	10	DAVIES David	GBR	1985	1:51:53.1	1.5
3	6	LURZ Thomas	GER	1979	1:51:53.6	2.0
4	3	CLERI Valerio	ITA	1981	1:52:07.5	15.9
5	14	DRATTSEV Evgeny	RUS	1983	1:52:08.9	17.3
6	21	STOYCHEV Petar	BUL	1976	1:52:09.1	17.5
7	8	RYCKEMAN Brian	BEL	1984	1:52:10.7	19.1
8	18	WARKENTIN Mark	USA	1979	1:52:13.0	21.4
9	5	HO Chad	RSA	1990	1:52:13.1	21.5
10	9	MALDONADO SAVERA Erwin Leon	VEN	1983	1:52:13.6	22.0
11	23	HURST Ky	AUS	1981	1:52:13.7	22.1
12	4	CHERVYNSKIY Igor	UKR	1981	1:52:14.7	23.1
13	2	HERVAS Francisco Jose	ESP	1981	1:52:16.5	24.9
14	1	CARMO Allan	BRA	1989	1:52:16.6	25.0
15	24	RONDY Gilles	FRA	1981	1:52:16.7	25.1
16	25	GIANNIOTIS Spyridon	GRE	1980	1:52:20.4	28.8
17	19	VITEK Rostislav	CZE	1976	1:52:41.8	50.2
18	22	ESCOBAR Luis	MEX	1984	1:53:47.9	1:56.3
19	11	MOHAMMAD Saleh	SYR	1986	1:54:37.7	2:46.1
20	13	MONIR Mohamed	EGY	1984	1:55:17.0	3:25.4
21	15	BLAUM Damian	ARG	1981	1:55:48.6	3:57.0
22	12	LAVRENTYEV Arseniy	POR	1983	2:03:39.6	11:48.0
23	7	XIN Tong	CHN	1987	2:09:13.4	17:21.8
	16	GERCSAK Csaba	HUN	1988	DNF	
	20	DYATCHIN Vladimir	RUS	1982	DSQ	

Legend:

DNF Did Not Finish DNS Did Not Start DSQ Disqualified OTL Out of Time Limit

Records Broken by Event



AS OF 17 AUG 2008

Order by: Event



Event		Name	NOC	Time	Date	Record Type
Women's 50m Freestyle	Final	STEFFEN Britta	GER	24.06	17 AUG	OR
	Final	TORRES Dara	USA	24.07	17 AUG	AM
Women's 100m Freestyle	Final	STEFFEN Britta	GER	53.38	10 AUG	OR
	Heat 6	PANG Jiaying	CHN	54.01	13 AUG	=AS
	Heat 6	RETIEF Lize-Mari	RSA	55.17	13 AUG	AF
	Heat 7	ZHU Yingwen	CHN	54.01	13 AUG	=AS
	Semifinal 1	ZHU Yingwen	CHN	53.84	14 AUG	AS
	Final	STEFFEN Britta	GER	53.12	15 AUG	OR
	Final	COUGHLIN Natalie	USA	53.39	15 AUG	=AM
Women's 200m Freestyle	Heat 4	PANG Jiaying	CHN	1:57.37	11 AUG	OR
	Heat 5	ISAKOVIC Sara	SLO	1:55.86	11 AUG	OR
	Heat 6	PELLEGRINI Federica	ITA	1:55.45	11 AUG	WR
	Final	PELLEGRINI Federica	ITA	1:54.82	13 AUG	WR
	Final	HOFF Katie	USA	1:55.78	13 AUG	AM
	Final	PANG Jiaying	CHN	1:55.05	13 AUG	AS
	Final	RICE Stephanie	AUS	1:56.60	14 AUG	=OC
Women's 400m Freestyle	Heat 5	HOFF Katie	USA	4:03.71	10 AUG	OR
	Heat 5	BARRATT Bronte	AUS	4:04.16	10 AUG	OC
	Heat 5	TROTT Wendy	RSA	4:08.38	10 AUG	AF
	Heat 6	PELLEGRINI Federica	ITA	4:02.19	10 AUG	OR
Women's 800m Freestyle	Heat 4	ADLINGTON Rebecca	GBR	8:18.06	14 AUG	OR
	Heat 4	PALMER Kylie	AUS	8:22.81	14 AUG	OC
	Heat 4	TROTT Wendy	RSA	8:26.21	14 AUG	AF
	Final	ADLINGTON Rebecca	GBR	8:14.10	16 AUG	WR
Women's 50m Backstroke	Semifinal 2	COVENTRY Kirsty	ZIM	28.86	11 AUG	AF
Women's 100m Backstroke	Heat 5	ZUEVA Anastasia	RUS	59.61	10 AUG	OR
	Heat 6	NAKAMURA Reiko	JPN	59.36	10 AUG	OR
	Heat 7	COVENTRY Kirsty	ZIM	59.00	10 AUG	OR
	Semifinal 2	COVENTRY Kirsty	ZIM	58.77	11 AUG	WR
	Final	COUGHLIN Natalie	USA	58.96	12 AUG	AM
	Final	SPOFFORTH Gemma	GBR	59.38	12 AUG	ER
	Final	COUGHLIN Natalie	USA	58.94	17 AUG	AM
	Final	SPOFFORTH Gemma	GBR	59.05	17 AUG	ER
Final	SEEBOHM Emily	AUS	59.33	17 AUG	OC	
Women's 200m Backstroke	Heat 4	COVENTRY Kirsty	ZIM	2:06.76	14 AUG	OR
	Semifinal 2	NAY Meagen	AUS	2:08.09	15 AUG	OC
	Final	COVENTRY Kirsty	ZIM	2:05.24	16 AUG	WR
	Final	NAKAMURA Reiko	JPN	2:07.13	16 AUG	AS
Women's 100m Breaststroke	Heat 5	JUKIC Mirna	AUT	1:07.06	10 AUG	ER
	Heat 7	JONES Leisel	AUS	1:05.64	10 AUG	OR
	Heat 7	EFIMOVA Yuliya	RUS	1:06.08	10 AUG	ER
	Final	JONES Leisel	AUS	1:05.17	12 AUG	OR
Women's 200m Breaststroke	Heat 5	SONI Rebecca	USA	2:22.17	13 AUG	OR
	Semifinal 1	NORDENSTAM Sara	NOR	2:23.79	14 AUG	ER
	Semifinal 2	JUKIC Mirna	AUT	2:23.76	14 AUG	ER
	Final	SONI Rebecca	USA	2:20.22	15 AUG	WR
	Final	NORDENSTAM Sara	NOR	2:23.02	15 AUG	ER
Women's 50m Butterfly	Heat 5	RETIEF Lize-Mari	RSA	26.61	9 AUG	AF
Women's 100m Butterfly	Heat 4	TAO Li	SIN	57.77	9 AUG	AS
	Heat 4	LOOTS Mandy	RSA	58.61	9 AUG	AF
	Heat 5	RETIEF Lize-Mari	RSA	58.20	9 AUG	AF
	Heat 6	ZHOU Yafei	CHN	57.70	9 AUG	AS
	Semifinal 1	MAGNUSON Christine	USA	57.08	10 AUG	AM
	Semifinal 1	TAO Li	SIN	57.54	10 AUG	AS
	Final	TRICKETT Lisbeth	AUS	56.73	11 AUG	OC
Women's 200m Butterfly	Heat 2	MEAKLIM Katheryn	RSA	2:09.41	12 AUG	AF
	Semifinal 2	LIU Zige	CHN	2:06.25	13 AUG	AS
	Final	LIU Zige	CHN	2:04.18	14 AUG	WR

Women's 200m Individual Medley	Semifinal 1	COVENTRY Kirsty	ZIM	2:09.53	12 AUG	OR
	Final	RICE Stephanie	AUS	2:08.45	13 AUG	WR
	Final	COVENTRY Kirsty	ZIM	2:08.59	13 AUG	AF
Women's 400m Individual Medley	Final	RICE Stephanie	AUS	4:29.45	10 AUG	WR
	Final	COVENTRY Kirsty	ZIM	4:29.89	10 AUG	AF
Women's 4 x 100m Freestyle Relay	Heat 1	CHN - China	CHN	3:36.78	9 AUG	AS
	Final	NED - Netherlands	NED	3:33.76	10 AUG	OR
	Final	USA - United States	USA	3:34.33	10 AUG	AM
	Final	CHN - China	CHN	3:35.64	10 AUG	AS
	Final	AUS - Australia	AUS	3:35.05	10 AUG	OC
Women's 4 x 200m Freestyle Relay	Heat 1	FRA - France	FRA	7:50.37	13 AUG	OR
	Heat 1	CHN - China	CHN	7:53.77	13 AUG	AS
	Final	AUS - Australia	AUS	7:44.31	14 AUG	WR
	Final	CHN - China	CHN	7:45.93	14 AUG	AS
	Final	USA - United States	USA	7:46.33	14 AUG	AM
	Final	ITA - Italy	ITA	7:49.76	14 AUG	ER
Women's 4 x 100m Medley Relay	Heat 1	CHN - China	CHN	3:59.21	15 AUG	AS
	Heat 2	GBR - Great Britain	GBR	3:59.14	15 AUG	ER
	Final	AUS - Australia	AUS	3:52.69	17 AUG	WR
	Final	USA - United States	USA	3:53.30	17 AUG	AM
	Final	CHN - China	CHN	3:56.11	17 AUG	AS
	Final	GBR - Great Britain	GBR	3:57.50	17 AUG	ER
Men's 50m Freestyle	Heat 11	CIELO FILHO Cesar	BRA	21.47	14 AUG	OR
	Heat 12	LEVEAUX Amaury	FRA	21.46	14 AUG	OR
	Semifinal 1	CIELO FILHO Cesar	BRA	21.34	15 AUG	OR
	Final	CIELO FILHO Cesar	BRA	21.30	16 AUG	OR
	Final	SCHOEMAN Roland	RSA	21.67	16 AUG	AF
Men's 100m Freestyle	Heat 2	LEVEAUX Amaury	FRA	47.76	10 AUG	OR
	Final	SULLIVAN Eamon	AUS	47.24	11 AUG	WR
	Final	PHELPS Michael	USA	47.51	11 AUG	AM
	Final	FERNS Lyndon	RSA	48.15	11 AUG	AF
	Semifinal 1	BERNARD Alain	FRA	47.20	13 AUG	WR
	Semifinal 1	FERNS Lyndon	RSA	48.00	13 AUG	AF
	Semifinal 2	SULLIVAN Eamon	AUS	47.05	13 AUG	WR
Men's 200m Freestyle	Semifinal 2	PARK Taehwan	KOR	1:45.99	11 AUG	AS
	Final	PHELPS Michael	USA	1:42.96	12 AUG	WR
	Final	PARK Taehwan	KOR	1:44.85	12 AUG	AS
Men's 400m Freestyle	Heat 3	ZHANG Lin	CHN	3:43.32	9 AUG	AS
	Heat 4	JENSEN Larsen	USA	3:43.10	9 AUG	AM
	Final	PARK Taehwan	KOR	3:41.86	10 AUG	AS
	Final	JENSEN Larsen	USA	3:42.78	10 AUG	AM
	Final	MELLOULI Oussama	TUN	3:43.45	10 AUG	AF
Men's 800m Freestyle	Heat 5	ZHANG Lin	CHN	7:48.22	15 AUG	AS
Men's 1500m Freestyle	Heat 3	COCHRANE Ryan	CAN	14:40.84	15 AUG	OR
	Heat 3	PRILUKOV Yuriy	RUS	14:41.13	15 AUG	ER
	Heat 4	MELLOULI Oussama	TUN	14:47.76	15 AUG	AF
	Heat 4	SUN Yang	CHN	14:48.39	15 AUG	AS
	Heat 5	HACKETT Grant	AUS	14:38.92	15 AUG	OR
	Heat 5	ZHANG Lin	CHN	14:45.84	15 AUG	AS
	Final	MELLOULI Oussama	TUN	14:40.84	17 AUG	AF
Men's 100m Backstroke	Heat 3	ZANDBERG Gerhard	RSA	53.75	10 AUG	AF
	Heat 4	GREVERS Matt	USA	53.41	10 AUG	OR
	Semifinal 1	VYATCHANIN Arkady	RUS	53.06	11 AUG	OR
	Semifinal 1	MIYASHITA Junichi	JPN	53.69	11 AUG	AS
	Semifinal 2	STOECKEL Hayden	AUS	52.97	11 AUG	OR
	Final	PEIRSOL Aaron	USA	52.54	12 AUG	WR
	Final	PEIRSOL Aaron	USA	52.54	12 AUG	WR
Men's 200m Backstroke	Heat 3	du RAND George	RSA	1:58.62	13 AUG	AF
	Semifinal 1	STOECKEL Hayden	AUS	1:56.73	14 AUG	OC
	Semifinal 2	du RAND George	RSA	1:58.61	14 AUG	AF
	Final	LOCHTE Ryan	USA	1:53.94	15 AUG	WR
	Final	VYATCHANIN Arkady	RUS	1:54.93	15 AUG	ER
	Final	STOECKEL Hayden	AUS	1:56.39	15 AUG	OC
Men's 50m Breaststroke	Semifinal 1	KITAJIMA Kosuke	JPN	27.84	10 AUG	AS
Men's 100m Breaststroke	Heat 7	OEN Alexander Dale	NOR	59.41	9 AUG	OR
	Heat 7	van der BURGH Cameron	RSA	59.96	9 AUG	AF
	Heat 7	RICKARD Brenton	AUS	59.89	9 AUG	OC
	Semifinal 1	RICKARD Brenton	AUS	59.65	10 AUG	OC
	Semifinal 2	OEN Alexander Dale	NOR	59.16	10 AUG	OR
	Final	KITAJIMA Kosuke	JPN	58.91	11 AUG	WR
Men's 200m Breaststroke	Heat 5	BOSSINI Paolo	ITA	2:08.98	12 AUG	OR
	Heat 6	DIERING William	RSA	2:10.39	12 AUG	AF

	Heat 7	GYURTA Daniel	HUN	2:08.68	12 AUG	OR
	Semifinal 1	KITAJIMA Kosuke	JPN	2:08.61	13 AUG	OR
	Semifinal 1	DIERING William	RSA	2:10.21	13 AUG	AF
	Semifinal 2	VERSFELD Neil	RSA	2:10.06	13 AUG	AF
	Final	KITAJIMA Kosuke	JPN	2:07.64	14 AUG	OR
	Final	RICKARD Brenton	AUS	2:08.88	14 AUG	OC
Men's 100m Butterfly	Heat 7	DUNFORD Jason	KEN	51.14	14 AUG	OR
	Heat 7	FUJII Takuro	JPN	51.50	14 AUG	AS
	Heat 7	LAUTERSTEIN Andrew	AUS	51.37	14 AUG	OC
	Heat 9	CAVIC Milorad	SRB	50.76	14 AUG	OR
	Semifinal 1	LAUTERSTEIN Andrew	AUS	51.27	15 AUG	OC
	Final	PHELPS Michael	USA	50.58	16 AUG	OR
	Final	CAVIC Milorad	SRB	50.59	16 AUG	ER
	Final	FUJII Takuro	JPN	51.50	16 AUG	=AS
	Final	LAUTERSTEIN Andrew	AUS	51.12	16 AUG	OC
Men's 200m Butterfly	Heat 6	PHELPS Michael	USA	1:53.70	11 AUG	OR
	Semifinal 1	MATSUDA Takeshi	JPN	1:54.02	12 AUG	AS
	Semifinal 2	PHELPS Michael	USA	1:53.70	12 AUG	=OR
	Final	PHELPS Michael	USA	1:52.03	13 AUG	WR
	Final	MATSUDA Takeshi	JPN	1:52.97	13 AUG	AS
	Final	CSEH Laszlo	HUN	1:52.70	13 AUG	ER
	Final	BURMESTER Moss	NZL	1:54.35	13 AUG	OC
Men's 200m Individual Medley	Heat 4	TAKAKUWA Ken	JPN	1:58.51	13 AUG	AS
	Heat 6	TOWNSEND Darian	RSA	1:59.22	13 AUG	AF
	Semifinal 1	TAKAKUWA Ken	JPN	1:58.49	14 AUG	AS
	Final	PHELPS Michael	USA	1:54.23	15 AUG	WR
	Final	CSEH Laszlo	HUN	1:56.52	15 AUG	ER
	Final	TAKAKUWA Ken	JPN	1:58.22	15 AUG	AS
Men's 400m Individual Medley	Heat 4	PHELPS Michael	USA	4:07.82	9 AUG	OR
	Final	PHELPS Michael	USA	4:03.84	10 AUG	WR
	Final	CSEH Laszlo	HUN	4:06.16	10 AUG	ER
Men's 4 x 100m Freestyle Relay	Heat 1	USA - United States	USA	3:12.23	10 AUG	WR
	Heat 1	AUS - Australia	AUS	3:12.41	10 AUG	OC
	Heat 2	FRA - France	FRA	3:12.36	10 AUG	ER
	Heat 2	RSA - South Africa	RSA	3:13.06	10 AUG	AF
	Heat 2	CHN - China	CHN	3:16.16	10 AUG	AS
	Final	USA - United States	USA	3:08.24	11 AUG	WR
	Final	FRA - France	FRA	3:08.32	11 AUG	ER
	Final	AUS - Australia	AUS	3:09.91	11 AUG	OC
	Final	RSA - South Africa	RSA	3:12.66	11 AUG	AF
Men's 4 x 200m Freestyle Relay	Heat 1	ITA - Italy	ITA	7:07.84	12 AUG	ER
	Heat 1	JPN - Japan	JPN	7:09.12	12 AUG	AS
	Heat 2	USA - United States	USA	7:04.66	12 AUG	OR
	Heat 2	RSA - South Africa	RSA	7:10.91	12 AUG	AF
	Final	USA - United States	USA	6:58.56	13 AUG	WR
	Final	RUS - Russian Fed.	RUS	7:03.70	13 AUG	ER
Men's 4 x 100m Medley Relay	Heat 1	JPN - Japan	JPN	3:32.81	15 AUG	AS
	Heat 1	AUS - Australia	AUS	3:32.76	15 AUG	OC
	Heat 2	RUS - Russian Fed.	RUS	3:33.59	15 AUG	ER
	Heat 2	RSA - South Africa	RSA	3:34.16	15 AUG	AF
	Final	USA - United States	USA	3:29.34	17 AUG	WR
	Final	AUS - Australia	AUS	3:30.04	17 AUG	OC
	Final	JPN - Japan	JPN	3:31.18	17 AUG	AS
	Final	RUS - Russian Fed.	RUS	3:31.92	17 AUG	ER
	Final	RSA - South Africa	RSA	3:33.70	17 AUG	AF

Legend

AF - African record	AM - Americas record	AS - Asian record	ER - European record
OC - Oceanian Record	OR - Olympic Record	WR - World Record	=AF - Equal African record
=AM - Equal Americas record	=AS - Equal Asian record	=ER - Equal European record	=OC - Equal Oceanian Record
=OR - Equal Olympic Record	=WR - Equal World Record		

Records Broken by Record Type



AS OF 17 AUG 2008

Order by: Record Type

Record Type	Event		Name	NOC	Time	Date	
World	Men's 400m Individual Medley	Final	PHELPS Michael	USA	4:03.84	10 AUG	
	Women's 400m Individual Medley	Final	RICE Stephanie	AUS	4:29.45	10 AUG	
	Men's 100m Breaststroke	Final	KITAJIMA Kosuke	JPN	58.91	11 AUG	
	Women's 100m Backstroke	Semifinal 2	COVENTRY Kirsty	ZIM	58.77	11 AUG	
	Men's 200m Freestyle	Final	PHELPS Michael	USA	1:42.96	12 AUG	
	Men's 100m Backstroke	Final	PEIRSOL Aaron	USA	52.54	12 AUG	
	Men's 4 x 100m Freestyle Relay	Heat 1	USA - United States	USA	3:12.23	10 AUG	
		Final	USA - United States	USA	3:08.24	11 AUG	
	Women's 200m Freestyle	Heat 6	PELLEGRINI Federica	ITA	1:55.45	11 AUG	
		Final	PELLEGRINI Federica	ITA	1:54.82	13 AUG	
	Men's 200m Butterfly	Final	PHELPS Michael	USA	1:52.03	13 AUG	
	Women's 200m Individual Medley	Final	RICE Stephanie	AUS	2:08.45	13 AUG	
	Men's 100m Freestyle	Final	SULLIVAN Eamon	AUS	47.24	11 AUG	
		Semifinal 1	BERNARD Alain	FRA	47.20	13 AUG	
		Semifinal 2	SULLIVAN Eamon	AUS	47.05	13 AUG	
	Women's 200m Butterfly	Final	LIU Zige	CHN	2:04.18	14 AUG	
	Men's 4 x 200m Freestyle Relay	Final	USA - United States	USA	6:58.56	13 AUG	
	Men's 200m Backstroke	Final	LOCHTE Ryan	USA	1:53.94	15 AUG	
	Women's 200m Breaststroke	Final	SONI Rebecca	USA	2:20.22	15 AUG	
	Men's 200m Individual Medley	Final	PHELPS Michael	USA	1:54.23	15 AUG	
	Women's 4 x 200m Freestyle Relay	Final	AUS - Australia	AUS	7:44.31	14 AUG	
	Women's 800m Freestyle	Final	ADLINGTON Rebecca	GBR	8:14.10	16 AUG	
	Women's 200m Backstroke	Final	COVENTRY Kirsty	ZIM	2:05.24	16 AUG	
	Women's 4 x 100m Medley Relay	Final	AUS - Australia	AUS	3:52.69	17 AUG	
	Men's 4 x 100m Medley Relay	Final	USA - United States	USA	3:29.34	17 AUG	
	Olympic	Men's 400m Individual Medley	Heat 4	PHELPS Michael	USA	4:07.82	9 AUG
		Women's 400m Individual Medley	Final	PHELPS Michael	USA	4:03.84	10 AUG
			Final	RICE Stephanie	AUS	4:29.45	10 AUG
		Men's 100m Breaststroke	Heat 7	OEN Alexander Dale	NOR	59.41	9 AUG
			Semifinal 2	OEN Alexander Dale	NOR	59.16	10 AUG
			Final	KITAJIMA Kosuke	JPN	58.91	11 AUG
		Women's 4 x 100m Freestyle Relay	Final	NED - Netherlands	NED	3:33.76	10 AUG
Women's 100m Backstroke		Heat 5	ZUEVA Anastasia	RUS	59.61	10 AUG	
		Heat 6	NAKAMURA Reiko	JPN	59.36	10 AUG	
		Heat 7	COVENTRY Kirsty	ZIM	59.00	10 AUG	
		Semifinal 2	COVENTRY Kirsty	ZIM	58.77	11 AUG	
Men's 200m Freestyle		Final	PHELPS Michael	USA	1:42.96	12 AUG	
Women's 100m Breaststroke		Heat 7	JONES Leisel	AUS	1:05.64	10 AUG	
		Final	JONES Leisel	AUS	1:05.17	12 AUG	
Men's 100m Backstroke		Heat 4	GREVERS Matt	USA	53.41	10 AUG	
		Semifinal 1	VYATCHANIN Arkady	RUS	53.06	11 AUG	
		Semifinal 2	STOECKEL Hayden	AUS	52.97	11 AUG	
Women's 400m Freestyle		Final	PEIRSOL Aaron	USA	52.54	12 AUG	
		Heat 5	HOFF Katie	USA	4:03.71	10 AUG	
Men's 4 x 100m Freestyle Relay		Heat 6	PELLEGRINI Federica	ITA	4:02.19	10 AUG	
		Heat 1	USA - United States	USA	3:12.23	10 AUG	
Women's 200m Freestyle		Final	USA - United States	USA	3:08.24	11 AUG	
		Heat 4	PANG Jiaying	CHN	1:57.37	11 AUG	
		Heat 5	ISAKOVIC Sara	SLO	1:55.86	11 AUG	
		Heat 6	PELLEGRINI Federica	ITA	1:55.45	11 AUG	
		Final	PELLEGRINI Federica	ITA	1:54.82	13 AUG	
		Heat 6	PHELPS Michael	USA	1:53.70	11 AUG	
Men's 200m Butterfly		Semifinal 2	PHELPS Michael	USA	= 1:53.70	12 AUG	
		Final	PHELPS Michael	USA	1:52.03	13 AUG	
Women's 200m Individual Medley		Semifinal 1	COVENTRY Kirsty	ZIM	2:09.53	12 AUG	
		Final	RICE Stephanie	AUS	2:08.45	13 AUG	
Men's 100m Freestyle		Heat 2	LEVEAUX Amaury	FRA	47.76	10 AUG	
		Final	SULLIVAN Eamon	AUS	47.24	11 AUG	

		Semifinal 1	BERNARD Alain	FRA	47.20	13 AUG
		Semifinal 2	SULLIVAN Eamon	AUS	47.05	13 AUG
	Women's 200m Butterfly	Final	LIU Zige	CHN	2:04.18	14 AUG
	Men's 200m Breaststroke	Heat 5	BOSSINI Paolo	ITA	2:08.98	12 AUG
		Heat 7	GYURTA Daniel	HUN	2:08.68	12 AUG
		Semifinal 1	KITAJIMA Kosuke	JPN	2:08.61	13 AUG
	Men's 4 x 200m Freestyle Relay	Final	KITAJIMA Kosuke	JPN	2:07.64	14 AUG
		Heat 2	USA - United States	USA	7:04.66	12 AUG
	Women's 100m Freestyle	Final	USA - United States	USA	6:58.56	13 AUG
		Final	STEFFEN Britta	GER	53.38	10 AUG
		Final	STEFFEN Britta	GER	53.12	15 AUG
	Men's 200m Backstroke	Final	LOCHTE Ryan	USA	1:53.94	15 AUG
	Women's 200m Breaststroke	Heat 5	SONI Rebecca	USA	2:22.17	13 AUG
		Final	SONI Rebecca	USA	2:20.22	15 AUG
	Men's 200m Individual Medley	Final	PHELPS Michael	USA	1:54.23	15 AUG
	Women's 4 x 200m Freestyle Relay	Heat 1	FRA - France	FRA	7:50.37	13 AUG
		Final	AUS - Australia	AUS	7:44.31	14 AUG
	Men's 50m Freestyle	Heat 11	CIELO FILHO Cesar	BRA	21.47	14 AUG
		Heat 12	LEVEAUX Amaury	FRA	21.46	14 AUG
		Semifinal 1	CIELO FILHO Cesar	BRA	21.34	15 AUG
	Women's 800m Freestyle	Final	CIELO FILHO Cesar	BRA	21.30	16 AUG
		Heat 4	ADLINGTON Rebecca	GBR	8:18.06	14 AUG
		Final	ADLINGTON Rebecca	GBR	8:14.10	16 AUG
	Men's 100m Butterfly	Heat 7	DUNFORD Jason	KEN	51.14	14 AUG
		Heat 9	CAVIC Milorad	SRB	50.76	14 AUG
		Final	PHELPS Michael	USA	50.58	16 AUG
	Women's 200m Backstroke	Heat 4	COVENTRY Kirsty	ZIM	2:06.76	14 AUG
		Final	COVENTRY Kirsty	ZIM	2:05.24	16 AUG
	Women's 50m Freestyle	Final	STEFFEN Britta	GER	24.06	17 AUG
	Men's 1500m Freestyle	Heat 3	COCHRANE Ryan	CAN	14:40.84	15 AUG
		Heat 5	HACKETT Grant	AUS	14:38.92	15 AUG
	Women's 4 x 100m Medley Relay	Final	AUS - Australia	AUS	3:52.69	17 AUG
	Men's 4 x 100m Medley Relay	Final	USA - United States	USA	3:29.34	17 AUG
African	Women's 100m Butterfly	Heat 4	LOOTS Mandy	RSA	58.61	9 AUG
		Heat 5	RETIEF Lize-Mari	RSA	58.20	9 AUG
	Men's 400m Freestyle	Final	MELLOULI Oussama	TUN	3:43.45	10 AUG
	Women's 400m Individual Medley	Final	COVENTRY Kirsty	ZIM	4:29.89	10 AUG
	Men's 100m Breaststroke	Heat 7	van der BURGH Cameron	RSA	59.96	9 AUG
	Women's 100m Backstroke	Heat 7	COVENTRY Kirsty	ZIM	59.00	10 AUG
		Semifinal 2	COVENTRY Kirsty	ZIM	58.77	11 AUG
	Men's 100m Backstroke	Heat 3	ZANDBERG Gerhard	RSA	53.75	10 AUG
	Women's 400m Freestyle	Heat 5	TROTT Wendy	RSA	4:08.38	10 AUG
	Men's 4 x 100m Freestyle Relay	Heat 2	RSA - South Africa	RSA	3:13.06	10 AUG
		Final	RSA - South Africa	RSA	3:12.66	11 AUG
	Women's 200m Individual Medley	Semifinal 1	COVENTRY Kirsty	ZIM	2:09.53	12 AUG
		Final	COVENTRY Kirsty	ZIM	2:08.59	13 AUG
	Men's 100m Freestyle	Final	FERNES Lyndon	RSA	48.15	11 AUG
		Semifinal 1	FERNES Lyndon	RSA	48.00	13 AUG
	Women's 200m Butterfly	Heat 2	MEAKLIM Katheryn	RSA	2:09.41	12 AUG
	Men's 200m Breaststroke	Heat 6	DIERING William	RSA	2:10.39	12 AUG
		Semifinal 1	DIERING William	RSA	2:10.21	13 AUG
		Semifinal 2	VERSFELD Neil	RSA	2:10.06	13 AUG
	Men's 4 x 200m Freestyle Relay	Heat 2	RSA - South Africa	RSA	7:10.91	12 AUG
	Women's 100m Freestyle	Heat 6	RETIEF Lize-Mari	RSA	55.17	13 AUG
	Men's 200m Backstroke	Heat 3	du RAND George	RSA	1:58.62	13 AUG
		Semifinal 2	du RAND George	RSA	1:58.61	14 AUG
	Men's 200m Individual Medley	Heat 6	TOWNSEND Darian	RSA	1:59.22	13 AUG
	Men's 50m Freestyle	Final	SCHOEMAN Roland	RSA	21.67	16 AUG
	Women's 800m Freestyle	Heat 4	TROTT Wendy	RSA	8:26.21	14 AUG
	Men's 100m Butterfly	Heat 7	DUNFORD Jason	KEN	51.14	14 AUG
	Women's 200m Backstroke	Final	COVENTRY Kirsty	ZIM	2:05.24	16 AUG
	Men's 1500m Freestyle	Heat 4	MELLOULI Oussama	TUN	14:47.76	15 AUG
		Final	MELLOULI Oussama	TUN	14:40.84	17 AUG
	Men's 4 x 100m Medley Relay	Heat 2	RSA - South Africa	RSA	3:34.16	15 AUG
		Final	RSA - South Africa	RSA	3:33.70	17 AUG
	Women's 50m Backstroke	Semifinal 2	COVENTRY Kirsty	ZIM	28.86	11 AUG
	Women's 50m Butterfly	Heat 5	RETIEF Lize-Mari	RSA	26.61	9 AUG
Americas	Men's 400m Individual Medley	Final	PHELPS Michael	USA	4:03.84	10 AUG
	Women's 100m Butterfly	Semifinal 1	MAGNUSON Christine	USA	57.08	10 AUG
	Men's 400m Freestyle	Heat 4	JENSEN Larsen	USA	3:43.10	9 AUG
		Final	JENSEN Larsen	USA	3:42.78	10 AUG

	Women's 4 x 100m Freestyle Relay	Final	USA - United States	USA	3:34.33	10 AUG
	Women's 100m Backstroke	Final	COUGHLIN Natalie	USA	58.96	12 AUG
		Final	COUGHLIN Natalie	USA	58.94	17 AUG
	Men's 200m Freestyle	Final	PHELPS Michael	USA	1:42.96	12 AUG
	Men's 100m Backstroke	Final	PEIRSOL Aaron	USA	52.54	12 AUG
	Men's 4 x 100m Freestyle Relay	Heat 1	USA - United States	USA	3:12.23	10 AUG
		Final	USA - United States	USA	3:08.24	11 AUG
	Women's 200m Freestyle	Final	HOFF Katie	USA	1:55.78	13 AUG
	Men's 200m Butterfly	Final	PHELPS Michael	USA	1:52.03	13 AUG
	Men's 100m Freestyle	Final	PHELPS Michael	USA	47.51	11 AUG
	Men's 4 x 200m Freestyle Relay	Final	USA - United States	USA	6:58.56	13 AUG
	Women's 100m Freestyle	Final	COUGHLIN Natalie	USA	= 53.39	15 AUG
	Men's 200m Backstroke	Final	LOCHTE Ryan	USA	1:53.94	15 AUG
	Women's 200m Breaststroke	Heat 5	SONI Rebecca	USA	2:22.17	13 AUG
		Final	SONI Rebecca	USA	2:20.22	15 AUG
	Men's 200m Individual Medley	Final	PHELPS Michael	USA	1:54.23	15 AUG
	Women's 4 x 200m Freestyle Relay	Final	USA - United States	USA	7:46.33	14 AUG
	Men's 50m Freestyle	Heat 11	CIELO FILHO Cesar	BRA	= 21.47	14 AUG
		Semifinal 1	CIELO FILHO Cesar	BRA	21.34	15 AUG
		Final	CIELO FILHO Cesar	BRA	21.30	16 AUG
	Women's 50m Freestyle	Final	TORRES Dara	USA	24.07	17 AUG
	Men's 1500m Freestyle	Heat 3	COCHRANE Ryan	CAN	14:40.84	15 AUG
	Women's 4 x 100m Medley Relay	Final	USA - United States	USA	3:53.30	17 AUG
	Men's 4 x 100m Medley Relay	Final	USA - United States	USA	3:29.34	17 AUG
Asian	Women's 100m Butterfly	Heat 4	TAO Li	SIN	57.77	9 AUG
		Heat 6	ZHOU Yafei	CHN	57.70	9 AUG
		Semifinal 1	TAO Li	SIN	57.54	10 AUG
	Men's 400m Freestyle	Heat 3	ZHANG Lin	CHN	3:43.32	9 AUG
		Final	PARK Taehwan	KOR	3:41.86	10 AUG
	Men's 100m Breaststroke	Final	KITAJIMA Kosuke	JPN	58.91	11 AUG
	Women's 4 x 100m Freestyle Relay	Heat 1	CHN - China	CHN	3:36.78	9 AUG
		Final	CHN - China	CHN	3:35.64	10 AUG
	Women's 100m Backstroke	Heat 6	NAKAMURA Reiko	JPN	59.36	10 AUG
	Men's 200m Freestyle	Semifinal 2	PARK Taehwan	KOR	1:45.99	11 AUG
		Final	PARK Taehwan	KOR	1:44.85	12 AUG
	Men's 100m Backstroke	Semifinal 1	MIYASHITA Junichi	JPN	53.69	11 AUG
	Men's 4 x 100m Freestyle Relay	Heat 2	CHN - China	CHN	3:16.16	10 AUG
	Women's 200m Freestyle	Final	PANG Jiaying	CHN	1:55.05	13 AUG
	Men's 200m Butterfly	Semifinal 1	MATSUDA Takeshi	JPN	1:54.02	12 AUG
		Final	MATSUDA Takeshi	JPN	1:52.97	13 AUG
	Women's 200m Butterfly	Semifinal 2	LIU Zige	CHN	2:06.25	13 AUG
		Final	LIU Zige	CHN	2:04.18	14 AUG
	Men's 4 x 200m Freestyle Relay	Heat 1	JPN - Japan	JPN	7:09.12	12 AUG
	Women's 100m Freestyle	Heat 6	PANG Jiaying	CHN	= 54.01	13 AUG
		Heat 7	ZHU Yingwen	CHN	= 54.01	13 AUG
		Semifinal 1	ZHU Yingwen	CHN	53.84	14 AUG
	Men's 200m Individual Medley	Heat 4	TAKAKUWA Ken	JPN	1:58.51	13 AUG
		Semifinal 1	TAKAKUWA Ken	JPN	1:58.49	14 AUG
		Final	TAKAKUWA Ken	JPN	1:58.22	15 AUG
	Women's 4 x 200m Freestyle Relay	Heat 1	CHN - China	CHN	7:53.77	13 AUG
		Final	CHN - China	CHN	7:45.93	14 AUG
	Men's 100m Butterfly	Heat 7	FUJII Takuro	JPN	51.50	14 AUG
		Final	FUJII Takuro	JPN	= 51.50	16 AUG
	Women's 200m Backstroke	Final	NAKAMURA Reiko	JPN	2:07.13	16 AUG
	Men's 800m Freestyle	Heat 5	ZHANG Lin	CHN	7:48.22	15 AUG
	Men's 1500m Freestyle	Heat 4	SUN Yang	CHN	14:48.39	15 AUG
		Heat 5	ZHANG Lin	CHN	14:45.84	15 AUG
	Women's 4 x 100m Medley Relay	Heat 1	CHN - China	CHN	3:59.21	15 AUG
		Final	CHN - China	CHN	3:56.11	17 AUG
	Men's 4 x 100m Medley Relay	Heat 1	JPN - Japan	JPN	3:32.81	15 AUG
		Final	JPN - Japan	JPN	3:31.18	17 AUG
	Men's 50m Breaststroke	Semifinal 1	KITAJIMA Kosuke	JPN	27.84	10 AUG
European	Men's 400m Individual Medley	Final	CSEH Laszlo	HUN	4:06.16	10 AUG
	Men's 100m Breaststroke	Heat 7	OEN Alexander Dale	NOR	59.41	9 AUG
		Semifinal 2	OEN Alexander Dale	NOR	59.16	10 AUG
	Women's 100m Backstroke	Final	SPOFFORTH Gemma	GBR	59.38	12 AUG
		Final	SPOFFORTH Gemma	GBR	59.05	17 AUG
	Women's 100m Breaststroke	Heat 5	JUKIC Mirna	AUT	1:07.06	10 AUG
		Heat 7	EFIMOVA Yuliya	RUS	1:06.08	10 AUG
	Men's 100m Backstroke	Semifinal 1	VYATCHANIN Arkady	RUS	53.06	11 AUG
	Men's 4 x 100m Freestyle Relay	Heat 2	FRA - France	FRA	3:12.36	10 AUG

	Women's 200m Freestyle	Final	FRA - France	FRA	3:08.32	11 AUG
		Heat 6	PELLEGRINI Federica	ITA	1:55.45	11 AUG
		Final	PELLEGRINI Federica	ITA	1:54.82	13 AUG
	Men's 200m Butterfly	Final	CSEH Laszlo	HUN	1:52.70	13 AUG
	Men's 100m Freestyle	Semifinal 1	BERNARD Alain	FRA	47.20	13 AUG
	Men's 200m Breaststroke	Heat 5	BOSSINI Paolo	ITA	2:08.98	12 AUG
		Heat 7	GYURTA Daniel	HUN	2:08.68	12 AUG
	Men's 4 x 200m Freestyle Relay	Heat 1	ITA - Italy	ITA	7:07.84	12 AUG
		Final	RUS - Russian Fed.	RUS	7:03.70	13 AUG
	Women's 100m Freestyle	Final	STEFFEN Britta	GER	53.12	15 AUG
	Men's 200m Backstroke	Final	VYATCHANIN Arkady	RUS	1:54.93	15 AUG
	Women's 200m Breaststroke	Semifinal 1	NORDENSTAM Sara	NOR	2:23.79	14 AUG
		Semifinal 2	JUKIC Mirna	AUT	2:23.76	14 AUG
		Final	NORDENSTAM Sara	NOR	2:23.02	15 AUG
	Men's 200m Individual Medley	Final	CSEH Laszlo	HUN	1:56.52	15 AUG
	Women's 4 x 200m Freestyle Relay	Heat 1	FRA - France	FRA	7:50.37	13 AUG
		Final	ITA - Italy	ITA	7:49.76	14 AUG
	Women's 800m Freestyle	Heat 4	ADLINGTON Rebecca	GBR	8:18.06	14 AUG
		Final	ADLINGTON Rebecca	GBR	8:14.10	16 AUG
	Men's 100m Butterfly	Heat 9	CAVIC Milorad	SRB	50.76	14 AUG
		Final	CAVIC Milorad	SRB	50.59	16 AUG
	Women's 50m Freestyle	Final	STEFFEN Britta	GER	24.06	17 AUG
	Men's 1500m Freestyle	Heat 3	PRILUKOV Yuriy	RUS	14:41.13	15 AUG
	Women's 4 x 100m Medley Relay	Heat 2	GBR - Great Britain	GBR	3:59.14	15 AUG
		Final	GBR - Great Britain	GBR	3:57.50	17 AUG
	Men's 4 x 100m Medley Relay	Heat 2	RUS - Russian Fed.	RUS	3:33.59	15 AUG
		Final	RUS - Russian Fed.	RUS	3:31.92	17 AUG
Oceanian	Women's 100m Butterfly	Final	TRICKETT Lisbeth	AUS	56.73	11 AUG
	Women's 400m Individual Medley	Final	RICE Stephanie	AUS	4:29.45	10 AUG
	Men's 100m Breaststroke	Heat 7	RICKARD Brenton	AUS	59.89	9 AUG
		Semifinal 1	RICKARD Brenton	AUS	59.65	10 AUG
	Women's 4 x 100m Freestyle Relay	Final	AUS - Australia	AUS	3:35.05	10 AUG
	Women's 100m Backstroke	Final	SEEBOHM Emily	AUS	59.33	17 AUG
	Men's 100m Backstroke	Semifinal 2	STOECKEL Hayden	AUS	52.97	11 AUG
	Women's 400m Freestyle	Heat 5	BARRATT Bronte	AUS	4:04.16	10 AUG
	Men's 4 x 100m Freestyle Relay	Heat 1	AUS - Australia	AUS	3:12.41	10 AUG
		Final	AUS - Australia	AUS	3:09.91	11 AUG
	Women's 200m Freestyle	Final	RICE Stephanie	AUS	= 1:56.60	14 AUG
	Men's 200m Butterfly	Final	BURMESTER Moss	NZL	1:54.35	13 AUG
	Women's 200m Individual Medley	Final	RICE Stephanie	AUS	2:08.45	13 AUG
	Men's 100m Freestyle	Final	SULLIVAN Eamon	AUS	47.24	11 AUG
		Semifinal 2	SULLIVAN Eamon	AUS	47.05	13 AUG
	Men's 200m Breaststroke	Final	RICKARD Brenton	AUS	2:08.88	14 AUG
	Men's 200m Backstroke	Semifinal 1	STOECKEL Hayden	AUS	1:56.73	14 AUG
		Final	STOECKEL Hayden	AUS	1:56.39	15 AUG
	Women's 4 x 200m Freestyle Relay	Final	AUS - Australia	AUS	7:44.31	14 AUG
	Women's 800m Freestyle	Heat 4	PALMER Kylie	AUS	8:22.81	14 AUG
	Men's 100m Butterfly	Heat 7	LAUTERSTEIN Andrew	AUS	51.37	14 AUG
		Semifinal 1	LAUTERSTEIN Andrew	AUS	51.27	15 AUG
		Final	LAUTERSTEIN Andrew	AUS	51.12	16 AUG
	Women's 200m Backstroke	Semifinal 2	NAY Meagen	AUS	2:08.09	15 AUG
	Women's 4 x 100m Medley Relay	Final	AUS - Australia	AUS	3:52.69	17 AUG
	Men's 4 x 100m Medley Relay	Heat 1	AUS - Australia	AUS	3:32.76	15 AUG
		Final	AUS - Australia	AUS	3:30.04	17 AUG



RECORDS BROKEN BY DATE As of 17 AUG 2008

按日期打破的纪录 / Records battus par date

Date	Event		Name	NOC Code	Time	Record Type
9 AUG	Men's 400m Freestyle	Heat 3	ZHANG Lin	CHN	3:43.32	Asian
		Heat 4	JENSEN Larsen	USA	3:43.10	Americas
	Men's 100m Breaststroke	Heat 7	OEN Alexander Dale	NOR	59.41	European
		Heat 7	RICKARD Brenton	AUS	59.89	Oceanian
		Heat 7	OEN Alexander Dale	NOR	59.41	Olympic
		Heat 7	van der BURGH Cameron	RSA	59.96	African
		Heat 4	PHELPS Michael	USA	4:07.82	Olympic
	Women's 50m Butterfly	Heat 5	RETIEF Lize-Mari	RSA	26.61	African
	Women's 100m Butterfly	Heat 4	LOOTS Mandy	RSA	58.61	African
		Heat 4	TAO Li	SIN	57.77	Asian
		Heat 5	RETIEF Lize-Mari	RSA	58.20	African
		Heat 6	ZHOU Yafei	CHN	57.70	Asian
	Women's 4 x 100m Freestyle Relay	Heat 1	China	CHN	3:36.78	Asian
10 AUG	Men's 100m Freestyle	Heat 2	LEVEAUX Amaury	FRA	47.76	Olympic
	Men's 400m Freestyle	Final	MELLOULI Oussama	TUN	3:43.45	African
		Final	JENSEN Larsen	USA	3:42.78	Americas
		Final	PARK Taehwan	KOR	3:41.86	Asian
	Men's 100m Backstroke	Heat 3	ZANDBERG Gerhard	RSA	53.75	African
		Heat 4	GREVERS Matt	USA	53.41	Olympic
	Men's 50m Breaststroke	Semifinal 1	KITAJIMA Kosuke	JPN	27.84	Asian
	Men's 100m Breaststroke	Semifinal 1	RICKARD Brenton	AUS	59.65	Oceanian
		Semifinal 2	OEN Alexander Dale	NOR	59.16	European
		Semifinal 2	OEN Alexander Dale	NOR	59.16	Olympic
	Men's 400m Individual Medley	Final	PHELPS Michael	USA	4:03.84	Americas
		Final	CSEH Laszlo	HUN	4:06.16	European
		Final	PHELPS Michael	USA	4:03.84	World
		Final	PHELPS Michael	USA	4:03.84	Olympic
	Women's 100m Freestyle	Final	STEFFEN Britta	GER	53.38	Olympic
	Women's 400m Freestyle	Heat 5	TROTT Wendy	RSA	4:08.38	African
		Heat 5	BARRATT Bronte	AUS	4:04.16	Oceanian
		Heat 5	HOFF Katie	USA	4:03.71	Olympic
		Heat 6	PELLEGRINI Federica	ITA	4:02.19	Olympic
	Women's 100m Backstroke	Heat 5	ZUEVA Anastasia	RUS	59.61	Olympic
		Heat 6	NAKAMURA Reiko	JPN	59.36	Asian
		Heat 6	NAKAMURA Reiko	JPN	59.36	Olympic
		Heat 7	COVENTRY Kirsty	ZIM	59.00	African
		Heat 7	COVENTRY Kirsty	ZIM	59.00	Olympic
	Women's 100m Breaststroke	Heat 5	JUKIC Mirna	AUT	1:07.06	European
		Heat 7	EFIMOVA Yuliya	RUS	1:06.08	European
		Heat 7	JONES Leisel	AUS	1:05.64	Olympic
	Women's 100m Butterfly	Semifinal 1	TAO Li	SIN	57.54	Asian
		Semifinal 1	MAGNUSON Christine	USA	57.08	Americas
	Women's 400m Individual Medley	Final	COVENTRY Kirsty	ZIM	4:29.89	African
		Final	RICE Stephanie	AUS	4:29.45	Oceanian
		Final	RICE Stephanie	AUS	4:29.45	World
		Final	RICE Stephanie	AUS	4:29.45	Olympic
Men's 4 x 100m Freestyle Relay	Heat 1	United States	USA	3:12.23	Americas	
	Heat 1	Australia	AUS	3:12.41	Oceanian	
	Heat 1	United States	USA	3:12.23	World	
	Heat 1	United States	USA	3:12.23	Olympic	
	Heat 2	China	CHN	3:16.16	Asian	
	Heat 2	South Africa	RSA	3:13.06	African	
	Heat 2	France	FRA	3:12.36	European	
Women's 4 x 100m Freestyle Relay	Final	China	CHN	3:35.64	Asian	



Date	Event		Name	NOC Code	Time	Record Type	
		Final	Australia	AUS	3:35.05	Oceanian	
		Final	Netherlands	NED	3:33.76	Olympic	
		Final	United States	USA	3:34.33	Americas	
11 AUG	Men's 100m Freestyle	Final	SULLIVAN Eamon	AUS	47.24	Oceanian	
		Final	FERNS Lyndon	RSA	48.15	African	
		Final	PHELPS Michael	USA	47.51	Americas	
		Final	SULLIVAN Eamon	AUS	47.24	World	
		Final	SULLIVAN Eamon	AUS	47.24	Olympic	
		Final	SULLIVAN Eamon	AUS	47.24	Olympic	
	Men's 200m Freestyle	Semifinal 2	PARK Taehwan	KOR	1:45.99	Asian	
	Men's 100m Backstroke	Semifinal 1	VYATCHANIN Arkady	RUS	53.06	European	
		Semifinal 1	MIYASHITA Junichi	JPN	53.69	Asian	
		Semifinal 1	VYATCHANIN Arkady	RUS	53.06	Olympic	
		Semifinal 2	STOECKEL Hayden	AUS	52.97	Oceanian	
		Semifinal 2	STOECKEL Hayden	AUS	52.97	Olympic	
	Men's 100m Breaststroke	Final	KITAJIMA Kosuke	JPN	58.91	Asian	
		Final	KITAJIMA Kosuke	JPN	58.91	Olympic	
		Final	KITAJIMA Kosuke	JPN	58.91	World	
	Men's 200m Butterfly	Heat 6	PHELPS Michael	USA	1:53.70	Olympic	
	Women's 200m Freestyle	Heat 4	PANG Jiaying	CHN	1:57.37	Olympic	
		Heat 5	ISAKOVIC Sara	SLO	1:55.86	Olympic	
		Heat 6	PELLEGRINI Federica	ITA	1:55.45	European	
		Heat 6	PELLEGRINI Federica	ITA	1:55.45	Olympic	
Heat 6		PELLEGRINI Federica	ITA	1:55.45	World		
Women's 50m Backstroke	Semifinal 2	COVENTRY Kirsty	ZIM	28.86	African		
Women's 100m Backstroke	Semifinal 2	COVENTRY Kirsty	ZIM	58.77	African		
	Semifinal 2	COVENTRY Kirsty	ZIM	58.77	Olympic		
	Semifinal 2	COVENTRY Kirsty	ZIM	58.77	World		
	Semifinal 2	COVENTRY Kirsty	ZIM	58.77	World		
Women's 100m Butterfly	Final	TRICKEIT Lisbeth	AUS	56.73	Oceanian		
Men's 4 x 100m Freestyle Relay	Final	France	FRA	3:08.32	European		
	Final	Australia	AUS	3:09.91	Oceanian		
	Final	South Africa	RSA	3:12.66	African		
	Final	United States	USA	3:08.24	World		
	Final	United States	USA	3:08.24	Olympic		
	Final	United States	USA	3:08.24	Americas		
12 AUG	Men's 200m Freestyle	Final	PHELPS Michael	USA	1:42.96	Americas	
		Final	PARK Taehwan	KOR	1:44.85	Asian	
		Final	PHELPS Michael	USA	1:42.96	World	
		Final	PHELPS Michael	USA	1:42.96	Olympic	
	Men's 100m Backstroke	Final	PEIRSOL Aaron	USA	52.54	Americas	
		Final	PEIRSOL Aaron	USA	52.54	Olympic	
		Final	PEIRSOL Aaron	USA	52.54	World	
	Men's 200m Breaststroke	Heat 5	BOSSINI Paolo	ITA	2:08.98	European	
		Heat 5	BOSSINI Paolo	ITA	2:08.98	Olympic	
		Heat 6	DIERING William	RSA	2:10.39	African	
		Heat 7	GYURTA Daniel	HUN	2:08.68	European	
		Heat 7	GYURTA Daniel	HUN	2:08.68	Olympic	
	Men's 200m Butterfly	Semifinal 1	MATSUDA Takeshi	JPN	1:54.02	Asian	
		Semifinal 2	PHELPS Michael	USA	=1:53.70	Olympic	
	Women's 100m Backstroke	Final	SPOFFORTH Gemma	GBR	59.38	European	
		Final	COUGHLIN Natalie	USA	58.96	Americas	
	Women's 100m Breaststroke	Final	JONES Leisel	AUS	1:05.17	Olympic	
	Women's 200m Butterfly	Heat 2	MEAKLIM Katheryn	RSA	2:09.41	African	
	Women's 200m Individual Medley	Semifinal 1	COVENTRY Kirsty	ZIM	2:09.53	African	
		Semifinal 1	COVENTRY Kirsty	ZIM	2:09.53	Olympic	
	Men's 4 x 200m Freestyle Relay	Heat 1	Japan	JPN	7:09.12	Asian	
		Heat 1	Italy	ITA	7:07.84	European	
		Heat 2	South Africa	RSA	7:10.91	African	
		Heat 2	United States	USA	7:04.66	Olympic	
	13 AUG	Men's 100m Freestyle	Semifinal 1	BERNARD Alain	FRA	47.20	European



Date	Event		Name	NOC Code	Time	Record Type
		Semifinal 1	FERNS Lyndon	RSA	48.00	African
		Semifinal 1	BERNARD Alain	FRA	47.20	World
		Semifinal 1	BERNARD Alain	FRA	47.20	Olympic
		Semifinal 2	SULLIVAN Eamon	AUS	47.05	Oceanian
		Semifinal 2	SULLIVAN Eamon	AUS	47.05	Olympic
		Semifinal 2	SULLIVAN Eamon	AUS	47.05	World
	Men's 200m Backstroke	Heat 3	du RAND George	RSA	1:58.62	African
	Men's 200m Breaststroke	Semifinal 1	DIERING William	RSA	2:10.21	African
		Semifinal 1	KITAJIMA Kosuke	JPN	2:08.61	Olympic
		Semifinal 2	VERSFELD Neil	RSA	2:10.06	African
	Men's 200m Butterfly	Final	MATSUDA Takeshi	JPN	1:52.97	Asian
		Final	CSEH Laszlo	HUN	1:52.70	European
		Final	BURMESTER Moss	NZL	1:54.35	Oceanian
		Final	PHELPS Michael	USA	1:52.03	World
		Final	PHELPS Michael	USA	1:52.03	Olympic
		Final	PHELPS Michael	USA	1:52.03	Americas
	Men's 200m Individual Medley	Heat 4	TAKAKUWA Ken	JPN	1:58.51	Asian
		Heat 6	TOWNSEND Darian	RSA	1:59.22	African
	Women's 100m Freestyle	Heat 6	RETIEF Lize-Mari	RSA	55.17	African
		Heat 6	PANG Jiaying	CHN	=54.01	Asian
		Heat 7	ZHU Yingwen	CHN	=54.01	Asian
	Women's 200m Freestyle	Final	HOFF Katie	USA	1:55.78	Americas
		Final	PANG Jiaying	CHN	1:55.05	Asian
		Final	PELLEGRINI Federica	ITA	1:54.82	European
		Final	PELLEGRINI Federica	ITA	1:54.82	World
		Final	PELLEGRINI Federica	ITA	1:54.82	Olympic
	Women's 200m Breaststroke	Heat 5	SONI Rebecca	USA	2:22.17	Americas
		Heat 5	SONI Rebecca	USA	2:22.17	Olympic
	Women's 200m Butterfly	Semifinal 2	LIU Zige	CHN	2:06.25	Asian
	Women's 200m Individual Medley	Final	COVENTRY Kirsty	ZIM	2:08.59	African
		Final	RICE Stephanie	AUS	2:08.45	Oceanian
		Final	RICE Stephanie	AUS	2:08.45	World
		Final	RICE Stephanie	AUS	2:08.45	Olympic
	Men's 4 x 200m Freestyle Relay	Final	United States	USA	6:58.56	Americas
		Final	Russian Fed.	RUS	7:03.70	European
		Final	United States	USA	6:58.56	World
		Final	United States	USA	6:58.56	Olympic
	Women's 4 x 200m Freestyle Relay	Heat 1	China	CHN	7:53.77	Asian
		Heat 1	France	FRA	7:50.37	European
		Heat 1	France	FRA	7:50.37	Olympic
14 AUG	Men's 50m Freestyle	Heat 11	CIELO FILHO Cesar	BRA	=21.47	Americas
		Heat 11	CIELO FILHO Cesar	BRA	21.47	Olympic
		Heat 12	LEVEAUX Amaury	FRA	21.46	Olympic
	Men's 200m Backstroke	Semifinal 1	STOECKEL Hayden	AUS	1:56.73	Oceanian
		Semifinal 2	du RAND George	RSA	1:58.61	African
	Men's 200m Breaststroke	Final	RICKARD Brenton	AUS	2:08.88	Oceanian
		Final	KITAJIMA Kosuke	JPN	2:07.64	Olympic
	Men's 100m Butterfly	Heat 7	FUJII Takuro	JPN	51.50	Asian
		Heat 7	LAUTERSTEIN Andrew	AUS	51.37	Oceanian
		Heat 7	DUNFORD Jason	KEN	51.14	Olympic
		Heat 7	DUNFORD Jason	KEN	51.14	African
		Heat 9	CAVIC Milorad	SRB	50.76	European
		Heat 9	CAVIC Milorad	SRB	50.76	Olympic
	Men's 200m Individual Medley	Semifinal 1	TAKAKUWA Ken	JPN	1:58.49	Asian
	Women's 100m Freestyle	Semifinal 1	ZHU Yingwen	CHN	53.84	Asian
	Women's 200m Freestyle	Final	RICE Stephanie	AUS	=1:56.60	Oceanian
	Women's 800m Freestyle	Heat 4	PALMER Kylie	AUS	8:22.81	Oceanian
		Heat 4	TROTT Wendy	RSA	8:26.21	African
		Heat 4	ADLINGTON Rebecca	GBR	8:18.06	Olympic



Date	Event	Name	NOC Code	Time	Record Type	
		Heat 4	ADLINGTON Rebecca	GBR	8:18.06	European
	Women's 200m Backstroke	Heat 4	COVENTRY Kirsty	ZIM	2:06.76	Olympic
	Women's 200m Breaststroke	Semifinal 1	NORDENSTAM Sara	NOR	2:23.79	European
		Semifinal 2	JUKIC Mirna	AUT	2:23.76	European
	Women's 200m Butterfly	Final	LIU Zige	CHN	2:04.18	Asian
		Final	LIU Zige	CHN	2:04.18	Olympic
		Final	LIU Zige	CHN	2:04.18	World
	Women's 4 x 200m Freestyle Relay	Final	China	CHN	7:45.93	Asian
		Final	United States	USA	7:46.33	Americas
		Final	Italy	ITA	7:49.76	European
		Final	Australia	AUS	7:44.31	World
		Final	Australia	AUS	7:44.31	Olympic
		Final	Australia	AUS	7:44.31	Oceanian
15 AUG	Men's 50m Freestyle	Semifinal 1	CIELO FILHO Cesar	BRA	21.34	Americas
		Semifinal 1	CIELO FILHO Cesar	BRA	21.34	Olympic
	Men's 800m Freestyle	Heat 5	ZHANG Lin	CHN	7:48.22	Asian
	Men's 1500m Freestyle	Heat 3	PRILUKOV Yuriy	RUS	14:41.13	European
		Heat 3	COCHRANE Ryan	CAN	14:40.84	Americas
		Heat 3	COCHRANE Ryan	CAN	14:40.84	Olympic
		Heat 4	SUN Yang	CHN	14:48.39	Asian
		Heat 4	MELLOULI Oussama	TUN	14:47.76	African
		Heat 5	ZHANG Lin	CHN	14:45.84	Asian
		Heat 5	HACKETT Grant	AUS	14:38.92	Olympic
	Men's 200m Backstroke	Final	VYATCHANIN Arkady	RUS	1:54.93	European
		Final	STOECKEL Hayden	AUS	1:56.39	Oceanian
		Final	LOCHTE Ryan	USA	1:53.94	Americas
		Final	LOCHTE Ryan	USA	1:53.94	World
		Final	LOCHTE Ryan	USA	1:53.94	Olympic
	Men's 100m Butterfly	Semifinal 1	LAUTERSTEIN Andrew	AUS	51.27	Oceanian
	Men's 200m Individual Medley	Final	CSEH Laszlo	HUN	1:56.52	European
		Final	TAKAKUWA Ken	JPN	1:58.22	Asian
		Final	PHELPS Michael	USA	1:54.23	Americas
		Final	PHELPS Michael	USA	1:54.23	World
		Final	PHELPS Michael	USA	1:54.23	Olympic
	Women's 100m Freestyle	Final	STEFFEN Britta	GER	53.12	European
		Final	COUGHLIN Natalie	USA	=53.39	Americas
		Final	STEFFEN Britta	GER	53.12	Olympic
	Women's 200m Backstroke	Semifinal 2	NAY Meagen	AUS	2:08.09	Oceanian
	Women's 200m Breaststroke	Final	SONI Rebecca	USA	2:20.22	Americas
		Final	NORDENSTAM Sara	NOR	2:23.02	European
		Final	SONI Rebecca	USA	2:20.22	World
		Final	SONI Rebecca	USA	2:20.22	Olympic
	Men's 4 x 100m Medley Relay	Heat 1	Australia	AUS	3:32.76	Oceanian
		Heat 1	Japan	JPN	3:32.81	Asian
		Heat 2	South Africa	RSA	3:34.16	African
		Heat 2	Russian Fed.	RUS	3:33.59	European
Women's 4 x 100m Medley Relay	Heat 1	China	CHN	3:59.21	Asian	
	Heat 2	Great Britain	GBR	3:59.14	European	
16 AUG	Men's 50m Freestyle	Final	CIELO FILHO Cesar	BRA	21.30	Americas
		Final	SCHOEMAN Roland	RSA	21.67	African
		Final	CIELO FILHO Cesar	BRA	21.30	Olympic
	Men's 100m Butterfly	Final	FUJII Takuro	JPN	=51.50	Asian
		Final	LAUTERSTEIN Andrew	AUS	51.12	Oceanian
		Final	PHELPS Michael	USA	50.58	Olympic
		Final	CAVIC Milorad	SRB	50.59	European
	Women's 800m Freestyle	Final	ADLINGTON Rebecca	GBR	8:14.10	European
		Final	ADLINGTON Rebecca	GBR	8:14.10	Olympic
		Final	ADLINGTON Rebecca	GBR	8:14.10	World
	Women's 200m Backstroke	Final	COVENTRY Kirsty	ZIM	2:05.24	African



Date	Event		Name	NOC Code	Time	Record Type
		Final	NAKAMURA Reiko	JPN	2:07.13	Asian
		Final	COVENTRY Kirsty	ZIM	2:05.24	World
		Final	COVENTRY Kirsty	ZIM	2:05.24	Olympic
17 AUG	Men's 1500m Freestyle	Final	MELLOULI Oussama	TUN	14:40.84	African
	Women's 50m Freestyle	Final	STEFFEN Britta	GER	24.06	European
		Final	TORRES Dara	USA	24.07	Americas
		Final	STEFFEN Britta	GER	24.06	Olympic
	Women's 100m Backstroke	Final	SEEBOHM Emily	AUS	59.33	Oceanian
		Final	SPOFFORTH Gemma	GBR	59.05	European
		Final	COUGHLIN Natalie	USA	58.94	Americas
	Men's 4 x 100m Medley Relay	Final	Japan	JPN	3:31.18	Asian
		Final	Russian Fed.	RUS	3:31.92	European
		Final	South Africa	RSA	3:33.70	African
		Final	Australia	AUS	3:30.04	Oceanian
		Final	United States	USA	3:29.34	World
		Final	United States	USA	3:29.34	Olympic
		Final	United States	USA	3:29.34	Americas
	Women's 4 x 100m Medley Relay	Final	United States	USA	3:53.30	Americas
		Final	China	CHN	3:56.11	Asian
		Final	Great Britain	GBR	3:57.50	European
		Final	Australia	AUS	3:52.69	World
		Final	Australia	AUS	3:52.69	Olympic
		Final	Australia	AUS	3:52.69	Oceanian



Beijing 2008



Synchronized Swimming

18-23 August

OFFICIAL RESULTS BOOK





SYNCHRONISED SWIMMING

As of 8 JUL 2008

Function	Name	NOC
Chairman	LUCENIUS Ulla	FIN - Finland
Bureau Liaison	ALESHIN Gennady	RUS - Russia
Vice Chairman	HAEBERLI Stephanie	SUI - Switzerland
Honorary Secretary	JASONTEK Virginia	USA - United States of America
Members:	CHRISTOU Danae	EGY - Egypt
	EDWARDS Sue	NZL - New Zealand
	HERCOWITZ Sonia	BRA - Brazil
	HOMMA Miwako	JPN - Japan
	KARTASHOV Igor	RUS - Russia
	LACHAPPELLE Diane	CAN - Canada
	LI Yu	CHN - People's Republic of China
	TUDINI Stefania	ITA - Italy
	VILLICANA Cristina	MEX - Mexico



JUDGES

Function	Name	NOC
Chief Recorder	JOHNSON Sue	USA
Sound Manager	DI PRIMA Giuseppe	ITA
Deck Official	ALENTAJANO Teresa	BRA
	LUO Xi	CHN
	WANG Meisheng	CHN
	WEI Houxiang	CHN
	LIU Ru	CHN
	HUANG Chaojun	CHN
Judge	ARCHER Heather	CAN
	LINDHOLM Inger	SWE
	KRALIKOVA Ivona	CZE
	SOLIS Maribel	DOM
	LOUTFY Laila	EGY
	GRAUPERA Hortensia	ESP
	DELAPORTE Annick	FRA
	GRAY Jennifer	GBR
	ANTONOROLI Simonetta	ITA
	HIGUCHI Yasuko	JPN
	DEMCHENKO Zhanna	KAZ
	SHE Xiaoping	CHN
	KIM Young Chae	KOR
	BUTUZOVA Irina	RUS
	OLSON Kristine	USA



ENTRY LIST BY NOC As of 23 AUG 2008

各队报名统计表 / Liste des inscrits par CNO

NOC	Name	Date of Birth	Height (m/ft in)	Weight (kg/lbs)	Event Code/ Function
AUS - Australia					
	AMBERGER Eloise	28 JAN 1987	1.65 / 5'5"	55 / 121	T
	BENTLEY Coral	30 DEC 1984	1.67 / 5'6"	55 / 121	T
	BOMBELL Sarah	12 APR 1983	1.67 / 5'6"	60 / 132	T
	DOMROW Tamika	6 SEP 1989	1.65 / 5'5"	56 / 123	T
	GLEZ Myriam	20 MAY 1980	1.68 / 5'6"	53 / 117	D/T
	LEAL-RAMIREZ Erika	11 JUL 1977	1.72 / 5'8"	55 / 121	D/T
	OTTE Tarren	29 MAR 1984	1.70 / 5'7"	58 / 128	T
	REID Samantha	28 OCT 1988	1.58 / 5'2"	50 / 110	T
	WALSH Bethany	2 NOV 1985	1.65 / 5'5"	58 / 128	T
	NEPOTACHEVA Anna	25 SEP 1973			Coach
AUT - Austria					
	BRANDL Nadine	11 MAR 1990	1.68 / 5'6"	53 / 117	D
	MAHN Elisabeth	2 APR 1986	1.69 / 5'7"	58 / 128	D
BLR - Belarus					
	KULPO Katsiaryna	23 DEC 1987	1.76 / 5'9"	59 / 130	D
	PARFENAVA Nastassia	5 NOV 1989	1.74 / 5'9"	57 / 126	D
	GOUTSEVA Anastassia	29 APR 1975			Coach
	TSIMASHENKA Maryna	9 AUG 1967			Coach
BRA - Brazil					
	FIGUEIRA Nayara	9 JUN 1988	1.69 / 5'7"	69 / 152	D
	TEIXEIRA Lara	26 NOV 1987	1.67 / 5'6"	57 / 126	D
	PERILLIER Roberta	5 SEP 1975			Coach
	ROSAS Monica	19 FEB 1959			Coach
CAN - Canada					
	BOUDREAU GAGNON Marie-Pier	3 MAR 1983	1.65 / 5'5"	55 / 121	D/T
	DUBUC Jessika	26 JUN 1983	1.68 / 5'6"	57 / 126	T
	GAGNE Marie-Pierre	28 FEB 1983	1.65 / 5'5"	56 / 123	T
	KOPCIK Dominika	27 OCT 1988	1.64 / 5'5"	52 / 115	T
	LAMOUREUX Eve	10 JUL 1987	1.60 / 5'3"	59 / 130	T
	LITTLE Tracy	26 NOV 1985	1.70 / 5'7"	56 / 123	T
	MARCOTTE Elise	27 SEP 1988	1.71 / 5'7"	56 / 123	T
	RAMPLING Isabelle	24 JUN 1985	1.65 / 5'5"	52 / 115	D/T
	SONG Jennifer	3 JAN 1983	1.64 / 5'5"	50 / 110	T
	CROXON Sheilagh	25 FEB 1963			Coach
	PRICE Biz	16 AUG 1961			Coach
	SAUVE Denise	14 JUL 1960			Coach
	SAUVE Julie	27 SEP 1952			Coach



ENTRY LIST BY NOC As of 23 AUG 2008

各队报名统计表 / Liste des inscrits par CNO

NOC	Name	Date of Birth	Height (m/ft in)	Weight (kg/lbs)	Event Code/ Function
CHN - China					
	GU Beibei	25 NOV 1980	1.66 / 5'5"	48 / 106	T
	HUANG Xuechen	25 FEB 1990	1.75 / 5'9"	61 / 134	T
	JIANG Tingting	25 SEP 1986	1.75 / 5'9"	53 / 117	D/T
	JIANG Wenwen	25 SEP 1986	1.75 / 5'9"	54 / 119	D/T
	LIU Ou	13 NOV 1986	1.68 / 5'6"	50 / 110	T
	LUO Xi	15 DEC 1987	1.66 / 5'5"	54 / 119	T
	SUN Qiuting	22 SEP 1985	1.71 / 5'7"	55 / 121	T
	WANG Na	27 JAN 1984	1.72 / 5'8"	58 / 128	T
	ZHANG Xiaohuan	19 AUG 1980	1.70 / 5'7"	55 / 121	T
	WANG Jie	18 NOV 1961			Coach
	ZHENG Jia	31 DEC 1962			Coach
CZE - Czech Republic					
	BERNARDOVA Sona	2 FEB 1976	1.67 / 5'6"	54 / 119	D
	DUFKOVA Alzbeta	19 APR 1990	1.71 / 5'7"	60 / 132	D
EGY - Egypt					
	ABDALAZEM Reem	25 NOV 1992	1.62 / 5'4"	45 / 99	D/T
	ABDEFATTAH Aziza	8 DEC 1990	1.59 / 5'3"	51 / 112	T
	BADAWI Lamyaa	1 APR 1988			T
	BADRAN Hagar	20 MAY 1989			T
	EL GEBALY Dalia	26 MAR 1992	1.64 / 5'5"	51 / 112	D/T
	EL SAYED Shaza	23 DEC 1992	1.60 / 5'3"	45 / 99	T
	KHALLAF Youmna	8 NOV 1991	1.65 / 5'5"	51 / 112	T
	MOHAMED Mai	4 APR 1990	1.66 / 5'5"	53 / 117	T
	SALEH Nouran	6 JUN 1988	1.67 / 5'6"	56 / 123	T
ESP - Spain					
	CABELLO Alba Maria	30 APR 1986	1.63 / 5'4"	47 / 104	T
	CORRAL Raquel	1 DEC 1980	1.75 / 5'9"	65 / 143	T
	FUENTES Andrea	7 APR 1983	1.69 / 5'7"	58 / 128	D/T
	HENRIQUEZ Thais	29 OCT 1982	1.85 / 6'1"	69 / 152	T
	LOPEZ Laura	24 APR 1988	1.68 / 5'6"	59 / 130	T
	MENGUAL Gemma	12 APR 1977	1.73 / 5'8"	54 / 119	D/T
	MORON Gisela	25 JAN 1976	1.67 / 5'6"	57 / 126	T
	RODRIGUEZ Irina	16 SEP 1977	1.73 / 5'8"	61 / 134	T
	TIRADOS Paola	14 JAN 1980	1.64 / 5'5"	52 / 115	T
	FERNANDEZ Elisabet	31 DEC 1973			Coach
	TARRES Ana	19 OCT 1967			Coach
FRA - France					
	DREYFUSS Apolline	30 DEC 1986	1.72 / 5'8"	57 / 126	D
	MEESEMANN-BAKIR Lila	13 MAR 1987	1.58 / 5'2"	48 / 106	D
	CAPRON Anne	18 FEB 1969			Coach
	FABRE Julie	27 JUN 1976			Coach
GBR - Great Britain					
	ALLISON Olivia	13 FEB 1990	1.69 / 5'7"	54 / 119	D
	RANDALL Jenna	20 SEP 1988	1.73 / 5'8"	58 / 128	D



ENTRY LIST BY NOC As of 23 AUG 2008

各队报名统计表 / Liste des inscrits par CNO

NOC	Name	Date of Birth	Height (m/ft in)	Weight (kg/lbs)	Event Code/ Function
GRE - Greece					
	MAKRYGIANNI Evanthia	30 AUG 1986	1.70 / 5'7"	54 / 119	D
	SOLOMOU Despoina	18 AUG 1990	1.68 / 5'6"	53 / 117	D
ISR - Israel					
	GLOUSHKOV Anastasia	24 MAY 1985	1.64 / 5'5"	52 / 115	D
	YOFFE Inna	8 FEB 1988	1.60 / 5'3"	49 / 108	D
	TSYM Tatiana	29 SEP 1963			Coach
ITA - Italy					
	ADELIZZI Beatrice	11 NOV 1988	1.75 / 5'9"	67 / 148	D
	LAPI Giulia	5 NOV 1985	1.74 / 5'9"	64 / 141	D
	de RENZIS Laura	14 NOV 1962			Coach
JPN - Japan					
	AOKI Ai	11 MAY 1985	1.73 / 5'8"	59 / 130	T
	HARADA Saho	5 NOV 1982	1.66 / 5'5"	56 / 123	D/T
	ISHIGURO Yumiko	31 OCT 1983	1.64 / 5'5"	57 / 126	T
	KAWASHIMA Naoko	7 APR 1981	1.63 / 5'4"	55 / 121	T
	KOBAYASHI Hiromi	26 SEP 1984	1.61 / 5'3"	53 / 117	T
	KOMURA Erika	5 AUG 1982	1.64 / 5'5"	53 / 117	T
	MATSUMURA Ayako	8 JAN 1982	1.64 / 5'5"	56 / 123	T
	SUZUKI Emiko	12 NOV 1981	1.68 / 5'6"	57 / 126	D/T
	TACHIBANA Masako	23 NOV 1983	1.59 / 5'3"	51 / 112	T
	FUJIKI Mayuko	21 JUN 1975			Coach
	IMURA Masayo	16 AUG 1950			Coach
	KANEKO Masako	12 APR 1944			Coach
	OGAWA Masayo	28 MAY 1973			Coach
	TSURUHISA Yuriko	14 SEP 1973			Coach
KAZ - Kazakhstan					
	KEREY Ainur	10 JUL 1984	1.72 / 5'8"	56 / 123	D
	TOKTAGAN Arna	5 FEB 1986	1.73 / 5'8"	54 / 119	D
	KULKINA Anna	19 MAR 1986			Coach
MEX - Mexico					
	CIFUENTES Mariana	18 MAY 1987	1.67 / 5'6"	50 / 110	D
	DELGADO Blanca Isabel	9 JUL 1987	1.68 / 5'6"	59 / 130	D
	ASEEVA Olga	15 NOV 1962			Coach
NED - Netherlands					
	van der VELDEN Bianca	11 FEB 1976	1.70 / 5'7"	56 / 123	D
	van der VELDEN Sonja	11 FEB 1976	1.71 / 5'7"	56 / 123	D
NZL - New Zealand					
	DANIELS Lisa	24 MAR 1985	1.68 / 5'6"	58 / 128	D
	DANIELS Nina	22 JUN 1982	1.63 / 5'4"	58 / 128	D
PRK - DPR Korea					
	KIM Yong Mi	23 AUG 1989	1.66 / 5'5"	53 / 117	D
	WANG Ok Gyong	27 AUG 1989	1.63 / 5'4"	47 / 104	D
	RYU Jong AE	8 JUL 1968			Coach



National Aquatics Centre
国家游泳中心
Centre National de Natation

WED 星期三 MER
20 AUG 2008
16:20

Synchronized Swimming
花样游泳 / Natation synchronisée

Duet
双人项目 / Duo

Free Routine - Final
自由自选—决赛 / Programme libre - finale



MEDALLISTS

获奖名单 / Médaillés

WED 20 AUG 2008

Medal	NOC	Name
GOLD	RUS - Russian Fed.	DAVYDOVA Anastasia ERMAKOVA Anastasia
SILVER	ESP - Spain	FUENTES Andrea MENGUAL Gemma
BRONZE	JPN - Japan	HARADA Saho SUZUKI Emiko



National Aquatics Centre
国家游泳中心
Centre National de Natation

WED 星期三 MER
20 AUG 2008
15:00

Synchronized Swimming

花样游泳 / Natation synchronisée

Duet

双人项目 / Duo

Free Routine - Final

自由自选 - 决赛 / Programme libre - finale



FINAL RESULTS

成绩公报 / Résultats finaux

Rank	NOC	Name		Technical Routine	Free Routine Final	Total Points	Points Behind
1	RUS - Russian Fed.	DAVYDOVA Anastasia	TF	49.334	49.917	99.251	0.000
		ERMAKOVA Anastasia	TF				
2	ESP - Spain	FUENTES Andrea	TF	48.834	49.500	98.334	0.917
		MENGUAL Gemma	TF				
3	JPN - Japan	HARADA Saho	TF	48.250	48.917	97.167	2.084
		SUZUKI Emiko	TF				
4	CHN - China	JIANG Tingting	TF	48.084	48.250	96.334	2.917
		JIANG Wenwen	TF				
5	USA - United States	JONES Christina	TF	47.750	47.750	95.500	3.751
		NOTT Andrea	TF				
6	CAN - Canada	BOUDREAU GAGNON Marie-Pier	TF	47.417	47.667	95.084	4.167
		RAMPLING Isabelle	TF				
7	ITA - Italy	ADELIZZI Beatrice	TF	46.834	46.917	93.751	5.500
		LAPI Giulia	TF				
8	UKR - Ukraine	IUSHKO Daria	TF	46.084	46.584	92.668	6.583
		SYDORENKO Kseniya	TF				
9	NED - Netherlands	van der VELDEN Bianca	TF	45.584	46.083	91.667	7.584
		van der VELDEN Sonja	TF				
10	GRE - Greece	MAKRYGIANNI Evanthia	TF	45.834	45.667	91.501	7.750
		SOLOMOU Despoina	TF				
11	FRA - France	DREYFUSS Apolline	TF	44.750	45.583	90.333	8.918
		MEESEMANN-BAKIR Lila	TF				
12	SUI - Switzerland	BRUNNER Magdalena	TF	44.250	45.000	89.250	10.001
		SCHNEIDER Ariane	TF				

Legend:

DNS Did not start

RR Reserve in technical, free

DSQ Disqualified

TF Swam in technical, Free

RF Reserve in technical, swam free

TR Swam in technical, reserve in free



RESULTS

双人自由自选成绩单 / Résultats

Referee	LACHAPELLE Diane	TSSC
Asst. Referee	HERCOWITZ Sonia	TSSC

Technical Merit	Judge 1 BUTUZOVA Irina
	Judge 2 ANTONAROLI Simonetta
	Judge 3 ARCHER Heather
	Judge 4 SOLIS Maribel
	Judge 5 HIGUCHI Yasuko

Artistic Impression	Judge 1 KRALIKOVA Ivona
	Judge 2 DELAPORTE Annick
	Judge 3 DEMCHENKO Zhanna
	Judge 4 GRAUPERA Hortensia
	Judge 5 OLSON Kristine

Rank	NOC	Name		Judges					Score	Pen	100% Points	Free Routine	
				1	2	3	4	5				50% Points	Points Behind
1	RUS - Russian Fed.	DAVYDOVA Anastasia	TM	10.0	10.0	10.0	10.0	10.0	50.000		99.833	49.917	0.000
		ERMAKOVA Anastasia	AI	9.9	10.0	10.0	10.0	9.9	49.833				
2	ESP - Spain	FUENTES Andrea	TM	9.9	9.9	9.9	9.9	9.8	49.500		99.000	49.500	0.417
		MENGUAL Gemma	AI	9.9	9.9	9.9	10.0	9.8	49.500				
3	JPN - Japan	HARADA Saho	TM	9.8	9.8	9.6	9.8	9.8	49.000		97.833	48.917	1.000
		SUZUKI Emiko	AI	9.7	9.8	9.8	9.8	9.7	48.833				
4	CHN - China	JIANG Tingting	TM	9.7	9.6	9.6	9.6	9.6	48.000		96.500	48.250	1.667
		JIANG Wenwen	AI	9.7	9.7	9.7	9.7	9.7	48.500				
5	USA - United States	JONES Christina	TM	9.6	9.4	9.5	9.5	9.5	47.500		95.500	47.750	2.167
		NOTT Andrea	AI	9.6	9.7	9.6	9.5	9.6	48.000				
6	CAN - Canada	BOUDREAU GAGNON	TM	9.5	9.5	9.5	9.5	9.6	47.500		95.333	47.667	2.250
		RAMPLING Isabelle	AI	9.6	9.6	9.5	9.6	9.4	47.833				
7	ITA - Italy	ADELIZZI Beatrice	TM	9.4	9.5	9.4	9.4	9.3	47.000		93.833	46.917	3.000
		LAPI Giulia	AI	9.5	9.4	9.3	9.4	9.3	46.833				
8	UKR - Ukraine	IUSHKO Daria	TM	9.3	9.3	9.3	9.2	9.4	46.500		93.167	46.584	3.333
		SYDORENKO Kseniya	AI	9.4	9.3	9.4	9.3	9.2	46.667				
9	NED - Netherlands	van der VELDEN Bianca	TM	9.1	9.2	9.2	9.3	9.1	45.833		92.166	46.083	3.834
		van der VELDEN Sonja	AI	9.3	9.3	9.2	9.1	9.4	46.333				
10	GRE - Greece	MAKRYGIANNI Evanthia	TM	9.2	9.1	9.1	9.1	9.2	45.667		91.334	45.667	4.250
		SOLOMOU Despoina	AI	9.1	9.1	9.2	9.2	9.1	45.667				
11	FRA - France	DREYFUSS Apolline	TM	9.0	9.2	8.8	9.0	9.2	45.333		91.166	45.583	4.334
		MESSEMANN-BAKIR Lila	AI	9.2	9.2	9.1	9.4	9.1	45.833				
12	SUI - Switzerland	BRUNNER Magdalena	TM	9.0	9.0	9.0	8.9	9.0	45.000		90.000	45.000	4.917
		SCHNEIDER Ariane	AI	9.2	9.0	9.0	9.0	9.0	45.000				

Legend:

AI	Artistic Impression	DNS	Did not start	DSQ	Disqualified	EX	Execution
OI	Overall impression	Pen	Penalty	Req Pen	Penalty for required elements	TM	Technical Merit
TSSC	Technical Synchronised Swimming Committee			*	Calculated average score		



FINAL RESULTS

成绩公报 / Résultats finaux

Rank	NOC	Name		Technical Routine	Free Routine	Total Points	Points Behind
1	RUS - Russian Fed.	DAVYDOVA Anastasia ERMAKOVA Anastasia	TF TF	49.334	49.500	98.834	0.000
2	ESP - Spain	FUENTES Andrea MENGUAL Gemma	TF TF	48.834	49.084	97.918	0.916
3	JPN - Japan	HARADA Saho SUZUKI Emiko	TF TF	48.250	48.500	96.750	2.084
4	CHN - China	JIANG Tingting JIANG Wenwen	TF TF	48.084	48.500	96.584	2.250
5	USA - United States	JONES Christina NOTT Andrea	TF TF	47.750	47.750	95.500	3.334
6	CAN - Canada	BOUDREAU GAGNON Marie-Pier RAMPLING Isabelle	TF TF	47.417	47.333	94.750	4.084
7	ITA - Italy	ADELIZZI Beatrice LAPI Giulia	TF TF	46.834	47.000	93.834	5.000
8	UKR - Ukraine	IUSHKO Daria SYDORENKO Kseniya	TF TF	46.084	46.334	92.418	6.416
9	NED - Netherlands	van der VELDEN Bianca van der VELDEN Sonja	TF TF	45.584	45.834	91.418	7.416
9	GRE - Greece	MAKRYGIANNI Evanthia SOLOMOU Despoina	TF TF	45.834	45.584	91.418	7.416
11	FRA - France	DREYFUSS Apolline MEESEMANN-BAKIR Lila	TF TF	44.750	45.250	90.000	8.834
12	SUI - Switzerland	BRUNNER Magdalena SCHNEIDER Ariane	TF TF	44.250	45.000	89.250	9.584
13	BRA - Brazil	FIGUEIRA Nayara TEIXEIRA Lara	TF TF	44.334	44.667	89.001	9.833
14	GBR - Great Britain	ALLISON Olivia RANDALL Jenna	TF TF	43.917	44.667	88.584	10.250
15	ISR - Israel	GLOUSHKOV Anastasia YOFFE Inna	TF TF	43.583	43.334	86.917	11.917
16	PRK - DPR Korea	KIM Yong Mi WANG Ok Gyong	TF TF	42.917	43.584	86.501	12.333
17	BLR - Belarus	KULPO Katsiaryna PARFENAVA Nastassia	TF TF	42.667	42.667	85.334	13.500
18	CZE - Czech Republic	BERNARDOVA Sona DUFKOVA Alzbeta	TF TF	42.500	42.750	85.250	13.584
19	MEX - Mexico	CIFUENTES Mariana DELGADO Blanca Isabel	TF TF	42.334	42.834	85.168	13.666
20	KAZ - Kazakhstan	KEREY Ainur TOKTAGAN Arna	TF TF	41.750	42.583	84.333	14.501
21	AUS - Australia	GLEZ Myriam LEAL-RAMIREZ Erika	TF TF	41.250	41.584	82.834	16.000
22	AUT - Austria	BRANDL Nadine MAHN Elisabeth	TF TF	41.250	41.167	82.417	16.417
23	NZL - New Zealand	DANIELS Lisa DANIELS Nina	TF TF	40.750	40.417	81.167	17.667
24	EGY - Egypt	ABDALAZEM Reem EL GEBALY Dalia	TF TF	40.417	40.250	80.667	18.167

Legend:

DNS Did not start

RR Reserve in technical, free

DSQ Disqualified

TF Swam in technical, Free

RF Reserve in technical, swam free

TR Swam in technical, reserve in free



RESULTS

双人技术自选成绩单 / Résultats

Referee	LACHAPELLE Diane	TSSC
Asst. Referee	HERCOWITZ Sonia	TSSC

Execution	Judge 1	GRAUPERA Hortensia
	Judge 2	DELAPORTE Annick
	Judge 3	HIGUCHI Yasuko
	Judge 4	KIM Young Chae
	Judge 5	SHE Xiaoping

Overall	Judge 1	ARCHER Heather Lorraine
Impression	Judge 2	OLSON Kristine
	Judge 3	LOUTFY EL SAYED Laila
	Judge 4	GRAY Jennifer
	Judge 5	BUTUZOVA Irina

Rank	NOC	Name		Judges					Req Pen	Score	Pen	100% Points	Technical Routine	
				1	2	3	4	5					50% Points	Points Behind
1	RUS - Russian Fed.	DAVYDOVA Anastasia	EX	9.8	9.9	9.8	9.8	9.9		49.167		98.667	49.334	0.000
		ERMAKOVA Anastasia	OI	9.9	9.9	9.9	9.9	9.9		49.500				
2	ESP - Spain	FUENTES Andrea	EX	9.8	9.8	9.7	9.7	9.7		48.667		97.667	48.834	0.500
		MENGUAL Gemma	OI	9.8	9.8	9.8	9.8	9.8		49.000				
3	JPN - Japan	HARADA Saho	EX	9.6	9.7	9.8	9.6	9.6		48.167		96.500	48.250	1.084
		SUZUKI Emiko	OI	9.7	9.6	9.7	9.7	9.6		48.333				
4	CHN - China	JIANG Tingting	EX	9.4	9.6	9.6	9.6	9.8		48.000		96.167	48.084	1.250
		JIANG Wenwen	OI	9.5	9.6	9.7	9.6	9.7		48.167				
5	USA - United States	JONES Christina	EX	9.5	9.6	9.4	9.5	9.5		47.500		95.500	47.750	1.584
		NOTT Andrea	OI	9.6	9.6	9.6	9.6	9.5		48.000				
6	CAN - Canada	BOUDREAU GAGNON	EX	9.5	9.4	9.5	9.5	9.4		47.333		94.833	47.417	1.917
		RAMPLING Isabelle	OI	9.7	9.5	9.5	9.3	9.5		47.500				
7	ITA - Italy	ADELIZZI Beatrice	EX	9.3	9.3	9.4	9.4	9.3		46.667		93.667	46.834	2.500
		LAPI Giulia	OI	9.4	9.4	9.5	9.4	9.4		47.000				
8	UKR - Ukraine	IUSHKO Daria	EX	9.1	9.1	9.1	9.2	9.0		45.500		92.167	46.084	3.250
		SYDORENKO Kseniya	OI	8.9	9.3	9.3	9.5	9.4		46.667				
9	GRE - Greece	MAKRYGIANNI Evanthia	EX	9.0	9.0	9.2	9.1	9.2		45.500		91.667	45.834	3.500
		SOLOMOU Despoina	OI	9.3	9.1	9.4	9.1	9.3		46.167				
10	NED - Netherlands	van der VELDEN Bianca	EX	9.0	8.9	9.2	9.0	9.1		45.167		91.167	45.584	3.750
		van der VELDEN Sonja	OI	9.2	9.2	9.2	8.9	9.2		46.000				
11	FRA - France	DREYFUSS Apolline	EX	8.9	9.1	8.8	8.8	8.8		44.167		89.500	44.750	4.584
		MESSEMANN-BAKIR Lila	OI	9.1	9.0	9.1	9.1	8.8		45.333				
12	BRA - Brazil	FIGUEIRA Nayara	EX	8.8	8.8	8.8	8.9	9.0		44.167		88.667	44.334	5.000
		TEIXEIRA Lara	OI	8.8	8.7	8.8	9.2	9.1		44.500				
13	SUI - Switzerland	BRUNNER Magdalena	EX	8.7	8.8	8.8	8.9	8.8		44.000		88.500	44.250	5.084
		SCHNEIDER Ariane	OI	9.0	8.8	8.8	9.0	8.9		44.500				
14	GBR - Great Britain	ALLISON Olivia	EX	8.8	8.6	8.7	8.7	8.7		43.500		87.833	43.917	5.417
		RANDALL Jenna	OI	8.9	8.6	8.9	8.9	8.8		44.333				
15	ISR - Israel	GLOUSHKOV Anastasia	EX	8.5	8.5	8.7	8.5	8.7		42.833		87.166	43.583	5.751
		YOFFE Inna	OI	8.5	8.9	8.9	8.8	8.9		44.333				
16	PRK - DPR Korea	KIM Yong Mi	EX	8.6	7.8	8.7	8.6	8.6		43.000		85.833	42.917	6.417
		WANG Ok Gyong	OI	8.7	8.5	9.0	8.5	8.5		42.833				
17	BLR - Belarus	KULPO Katsiaryna	EX	8.7	8.4	8.5	8.4	8.5		42.333		85.333	42.667	6.667
		PARFENAVA Nastassia	OI	8.4	8.5	8.6	8.8	8.7		43.000				
18	CZE - Czech Republic	BERNARDOVA Sona	EX	8.6	8.1	8.4	8.3	8.6		42.167		85.000	42.500	6.834
		DUFKOVA Alzbeta	OI	8.6	8.2	8.7	8.4	9.0		42.833				
19	MEX - Mexico	CIFUENTES Mariana	EX	8.4	8.2	8.5	8.5	8.4		42.167		84.667	42.334	7.000
		DELGADO Blanca Isabel	OI	8.5	8.4	8.7	8.3	8.6		42.500				
20	KAZ - Kazakhstan	KEREY Ainur	EX	8.3	8.3	8.4	8.4	8.6		41.833		83.500	41.750	7.584
		TOKTAGAN Arna	OI	8.1	8.0	8.3	8.6	9.0		41.667				
21	AUT - Austria	BRANDL Nadine	EX	8.2	8.1	8.3	8.1	8.0		40.667		82.500	41.250	8.084
		MAHN Elisabeth	OI	8.3	8.0	8.4	8.4	8.4		41.833				
21	AUS - Australia	GLEZ Myriam	EX	7.9	8.0	8.2	8.2	8.2		40.667		82.500	41.250	8.084
		LEAL-RAMIREZ Erika	OI	8.6	8.2	8.3	8.5	8.3		41.833				



National Aquatics Centre
 国家游泳中心
 Centre National de Natation

MON 星期一 LUN
 18 AUG 2008
 15:00

Synchronized Swimming
 花样游泳 / Natation synchronisée

Duet
 双人项目 / Duo

Technical Routine
 技术自选 / Programme Technique



RESULTS

双人技术自选成绩单 / Résultats

Rank	NOC	Name		Judges					Req Pen	Score	Pen	100% Points	Technical Routine	
				1	2	3	4	5					50% Points	Points Behind
23	NZL - New Zealand	DANIELS Lisa	EX	8.0	8.2	8.1	8.0	8.3		40.500		81.500	40.750	8.584
		DANIELS Nina	OI	8.2	8.2	8.2	8.1	8.2		41.000				
24	EGY - Egypt	ABDALAZEM Reem	EX	8.1	7.7	8.2	8.0	7.9		40.000		80.833	40.417	8.917
		EL GEBALY Dalia	OI	8.3	8.1	8.2	8.2	8.1		40.833				

Legend:

AI Artistic Impression	DNS Did not start	DSQ Disqualified	EX Execution
OI Overall impression	Pen Penalty	Req Pen Penalty for required elements	TM Technical Merit
TSSC Technical Synchronised Swimming Committee		*	Calculated average score



RESULTS

双人自由自选成绩单 / Résultats

Referee	LACHAPELLE Diane	TSSC
Asst. Referee	HERCOWITZ Sonia	TSSC

Technical Merit	Judge 1	DEMCHENKO Zhanna
	Judge 2	KRALIKOVA Ivona
	Judge 3	GRAY Jennifer
	Judge 4	LOUTFY EL SAYED Laila
	Judge 5	KIM Young Chae

Artistic Impression	Judge 1	LINDHOLM Inger
	Judge 2	SHE Xiaoping
	Judge 3	RAPOSO ALENTEJANO Teresa
	Judge 4	SOLIS Maribel
	Judge 5	ANTONAROLI Simonetta

Rank	NOC	Name		Judges					Score	Pen	100% Points	Free Routine	
				1	2	3	4	5				50% Points	Points Behind
1	RUS - Russian Fed.	DAVYDOVA Anastasia	TM	9.9	9.9	9.9	10.0	9.9	49.500		99.000	49.500	0.000
		ERMAKOVA Anastasia	AI	9.9	9.9	9.9	9.9	9.9	49.500				
2	ESP - Spain	MENGUAL Gemma	TM	9.8	9.8	9.8	9.8	9.8	49.000		98.167	49.084	0.416
		FUENTES Andrea	AI	9.7	9.7	9.9	10.0	9.9	49.167				
3	CHN - China	JIANG Wenwen	TM	9.7	9.7	9.7	9.7	9.7	48.500		97.000	48.500	1.000
		JIANG Tingting	AI	9.6	9.8	9.8	9.7	9.4	48.500				
3	JPN - Japan	HARADA Saho	TM	9.6	9.7	9.7	9.7	9.6	48.333		97.000	48.500	1.000
		SUZUKI Emiko	AI	9.7	9.6	9.8	9.8	9.7	48.667				
5	USA - United States	JONES Christina	TM	9.5	9.5	9.5	9.6	9.6	47.667		95.500	47.750	1.750
		NOTT Andrea	AI	9.4	9.5	9.6	9.6	9.6	47.833				
6	CAN - Canada	BOUDREAU GAGNON	TM	9.4	9.4	9.6	9.5	9.5	47.333		94.666	47.333	2.167
		RAMPLING Isabelle	AI	9.4	9.4	9.6	9.5	9.5	47.333				
7	ITA - Italy	ADELIZZI Beatrice	TM	9.3	9.4	9.3	9.4	9.4	46.833		94.000	47.000	2.500
		LAPI Giulia	AI	9.5	9.3	9.4	9.4	9.5	47.167				
8	UKR - Ukraine	SYDORENKO Kseniya	TM	9.3	9.3	9.3	9.4	9.3	46.500		92.667	46.334	3.166
		IUSHKO Daria	AI	9.2	9.2	9.5	9.1	9.3	46.167				
9	NED - Netherlands	van der VELDEN Sonja	TM	9.2	9.1	9.1	9.2	9.1	45.667		91.667	45.834	3.666
		van der VELDEN Bianca	AI	9.1	9.2	9.3	9.3	9.1	46.000				
10	GRE - Greece	MAKRYGIANNI Evanthia	TM	9.2	9.2	9.2	9.1	9.2	46.000		91.167	45.584	3.916
		SOLOMOU Despoina	AI	9.0	9.1	9.1	8.9	9.0	45.167				
11	FRA - France	DREYFUSS Apolline	TM	8.9	9.0	9.2	9.3	9.0	45.333		90.500	45.250	4.250
		MEESSEMANN-BAKIR Lila	AI	9.3	8.9	8.9	9.0	9.2	45.167				
12	SUI - Switzerland	BRUNNER Magdalena	TM	9.0	8.9	9.0	9.0	9.0	45.000		90.000	45.000	4.500
		SCHNEIDER Ariane	AI	9.1	8.9	9.0	9.0	9.0	45.000				
13	BRA - Brazil	TEIXEIRA Lara	TM	9.0	8.8	9.1	8.8	8.9	44.500		89.333	44.667	4.833
		FIGUEIRA Nayara	AI	8.9	9.1	9.1	8.9	8.9	44.833				
13	GBR - Great Britain	RANDALL Jenna	TM	8.9	8.9	8.9	8.9	8.8	44.500		89.333	44.667	4.833
		ALLISON Olivia	AI	8.8	9.0	8.8	9.2	9.1	44.833				
15	PRK - DPR Korea	WANG Ok Gyong	TM	8.7	8.9	8.8	9.0	8.8	44.167		87.167	43.584	5.916
		KIM Yong Mi	AI	8.6	8.8	8.4	8.4	8.9	43.000				
16	ISR - Israel	GLOUSHKOV Anastasia	TM	8.8	8.7	8.8	8.5	8.7	43.667		86.667	43.334	6.166
		YOFFE Inna	AI	9.0	8.8	8.5	8.5	8.4	43.000				
17	MEX - Mexico	DELGADO Blanca Isabel	TM	8.6	8.4	8.4	8.7	8.6	42.667		85.667	42.834	6.666
		CIFUENTES Mariana	AI	8.8	8.5	8.4	8.7	8.6	43.000				
18	CZE - Czech Republic	BERNARDOVA Sona	TM	8.5	8.6	8.5	8.4	8.4	42.333		85.500	42.750	6.750
		DUFKOVA Alzbeta	AI	8.7	8.6	8.6	8.6	8.8	43.167				
19	BLR - Belarus	PARFENAVA Nastassia	TM	8.5	8.8	8.4	8.6	8.5	42.667		85.334	42.667	6.833
		KULPO Katsiaryna	AI	8.2	8.5	8.5	8.6	8.7	42.667				
20	KAZ - Kazakhstan	TOKTAGAN Arna	TM	8.7	8.4	8.6	8.6	8.5	42.833		85.166	42.583	6.917
		KEREY Ainur	AI	8.4	8.5	8.6	8.5	8.3	42.333				
21	AUS - Australia	GLEZ Myriam	TM	8.4	8.2	8.3	8.4	8.2	41.500		83.167	41.584	7.916
		LEAL-RAMIREZ Erika	AI	8.0	8.4	8.4	8.3	8.3	41.667				
22	AUT - Austria	MAHN Elisabeth	TM	8.3	8.3	8.0	7.9	8.1	40.667		82.334	41.167	8.333
		BRANDL Nadine	AI	8.5	8.3	8.6	8.2	8.1	41.667				



National Aquatics Centre
 国家游泳中心
 Centre National de Natation

TUE 星期二 MAR
 19 AUG 2008
 15:00

Synchronized Swimming
 花样游泳 / Natation synchronisée

Duet
 双人项目 / Duo

Free Routine - Preliminary
 自由自选—预赛 / Programme libre - éliminatoire



RESULTS

双人自由自选成绩单 / Résultats

Rank	NOC	Name		Judges					Score	Pen	100% Points	Free Routine	
				1	2	3	4	5				50% Points	Points Behind
23	NZL - New Zealand	DANIELS Lisa	TM	8.2	8.1	8.1	8.1	8.1	40.500		80.833	40.417	9.083
		DANIELS Nina	AI	8.3	8.2	8.1	7.9	7.8	40.333				
24	EGY - Egypt	EL GEBALY Dalia	TM	8.2	7.9	7.9	8.0	8.0	39.833		80.500	40.250	9.250
		ABDALAZEM Reem	AI	8.1	8.1	8.3	8.0	8.2	40.667				

Legend:

AI Artistic Impression	DNS Did not start	DSQ Disqualified	EX Execution
OI Overall impression	Pen Penalty	Req Pen Penalty for required elements	TM Technical Merit
TSSC Technical Synchronised Swimming Committee		* Calculated average score	



National Aquatics Centre
国家游泳中心
Centre National de Natation

SAT 星期六 SAM
23 AUG 2008
16:20

Synchronized Swimming
花样游泳 / Natation synchronisée

Team Event
集体项目 / Epreuve par équipe

Free Routine - Final
自由自选—决赛 / Programme libre - finale



MEDALLISTS

获奖名单 / Médaillés

SAT 23 AUG 2008

Medal	NOC	Name
GOLD	RUS - Russian Fed.	DAVYDOVA Anastasia ERMAKOVA Anastasia GROMOVA Maria ISHCHENKO Natalia KHASYANOVA Elvira KUZHELA Olga ROMASHINA Svetlana SHORINA Anna OVCHINNIKOVA Elena
SILVER	ESP - Spain	CABELLO Alba Maria CORRAL Raquel FUENTES Andrea HENRIQUEZ Thais LOPEZ Laura MENGUAL Gemma RODRIGUEZ Irina TIRADOS Paola MORON Gisela
BRONZE	CHN - China	GU Beibei JIANG Tingting JIANG Wenwen LIU Ou LUO Xi SUN Qiuting WANG Na ZHANG Xiaohuan HUANG Xuechen



FINAL RESULTS

成绩公报 / Résultats finaux

Rank	NOC	Name		Technical Routine	Free Routine Final	Total Points	Points Behind
1	RUS - Russian Fed.	DAVYDOVA Anastasia	TF	49.500	50.000	99.500	0.000
		ERMAKOVA Anastasia	TF				
		GROMOVA Maria	TF				
		ISHCHENKO Natalia	TF				
		KHASYANOVA Elvira	TF				
		KUZHELTA Olga	TF				
		ROMASHINA Svetlana	TF				
		SHORINA Anna	RF				
2	ESP - Spain	OVCHINNIKOVA Elena	TR	48.917	49.334	98.251	1.249
		CABELLO Alba Maria	TF				
		CORRAL Raquel	TF				
		FUENTES Andrea	TF				
		HENRIQUEZ Thais	TF				
		LOPEZ Laura	TF				
		MENGUAL Gemma	TF				
		RODRIGUEZ Irina	TF				
		TIRADOS Paola	TF				
		MORON Gisela	RR				
3	CHN - China	GU Beibei	RF	48.584	48.750	97.334	2.166
		JIANG Tingting	TF				
		JIANG Wenwen	TF				
		LIU Ou	TF				
		LUO Xi	TF				
		SUN Qiuting	TF				
		WANG Na	TF				
		ZHANG Xiaohuan	TF				
		HUANG Xuechen	TR				
4	CAN - Canada	BOUDREAU GAGNON Marie-Pier	TF	47.584	48.084	95.668	3.832
		DUBUC Jessika	TF				
		GAGNE Marie-Pierre	TF				
		KOPCIK Dominika	TF				
		LAMOUREUX Eve	TF				
		LITTLE Tracy	TF				
		MARCOTTE Elise	TF				
		SONG Jennifer	TF				
		RAMPLING Isabelle	RR				
5	USA - United States	ABEL Brooke	TF	47.584	47.750	95.334	4.166
		CULP Janet	RF				
		HOOVEN Kate	TF				
		JONES Christina	TF				
		NOTT Andrea	TF				
		ORME Annabelle	TF				
		PENNER Jillian	TF				
		PROBST Kim	TF				
		KIM Becky	TR				
5	JPN - Japan	AOKI Ai	RF	48.167	47.167	95.334	4.166
		HARADA Saho	TF				
		KAWASHIMA Naoko	TF				
		KOBAYASHI Hiromi	TF				
		KOMURA Erika	TF				
		MATSUMURA Ayako	TF				
		SUZUKI Emiko	TF				
		TACHIBANA Masako	TF				
		ISHIGURO Yumiko	TR				



National Aquatics Centre
国家游泳中心
Centre National de Natation

SAT 星期六 SAM
23 AUG 2008
15:00

Synchronized Swimming

花样游泳 / Natation synchronisée

Team Event

集体项目 / Epreuve par équipe

Free Routine - Final

自由自选 - 决赛 / Programme libre - finale



FINAL RESULTS

成绩公报 / Résultats finaux

Rank	NOC	Name		Technical Routine	Free Routine Final	Total Points	Points Behind
7	AUS - Australia	AMBERGER Eloise	TF	40.417	41.750	82.167	17.333
		BENTLEY Coral	TF				
		BOMBELL Sarah	TF				
		GLEZ Myriam	TF				
		LEAL-RAMIREZ Erika	TF				
		OTTE Tarren	TF				
		REID Samantha	RF				
		WALSH Bethany	TF				
		DOMROW Tamika	TR				
8	EGY - Egypt	ABDALAZEM Reem	TF	39.750	41.083	80.833	18.667
		ABDELFATTAH Aziza	TF				
		BADRAN Hagar	TF				
		EL GEBALY Dalia	TF				
		EL SAYED Shaza	TF				
		KHALLAF Youmna	TF				
		MOHAMED Mai	TF				
		SALEH Nouran	TF				
		BADAWI Lamyaa	RR				

Legend:

DNS Did not start

RR Reserve in technical, free

DSQ Disqualified

TF Swam in technical, Free

RF Reserve in technical, swam free

TR Swam in technical, reserve in free



RESULTS

CORRECTED

集体技术自选成绩单 / Résultats

Referee	LACHAPELLE Diane	TSSC
Asst. Referee	YU Li	TSSC

Execution	Judge 1	GRAY Jennifer
	Judge 2	RAPOSO ALENTEJANO Teresa
	Judge 3	LINDHOLM Inger
	Judge 4	KRALIKOVA Ivona
	Judge 5	DEMCHENKO Zhanna

Overall	Judge 1	SOLIS Maribel
Impression	Judge 2	KIM Young Chae
	Judge 3	SHE Xiaoping
	Judge 4	DELAPORTE Annick
	Judge 5	ARCHER Heather

Rank	NOC	Name		Judges					Req Pen	Score	Pen	100% Points	Technical Routine	
				1	2	3	4	5					50% Points	Points Behind
1	RUS - Russian Fed.	DAVYDOVA Anastasia	EX	9.9	9.9	9.9	9.9	9.9		49.500		99.000	49.500	0.000
		ERMAKOVA Anastasia	OI	9.9	9.9	9.9	9.9	9.9		49.500				
2	ESP - Spain	CABELLO Alba Maria	EX	9.8	9.7	9.7	9.8	9.8		48.833		97.833	48.917	0.583
		CORRAL Raquel	OI	9.8	9.8	9.7	9.8	9.8		49.000				
3	CHN - China	HUANG Xuechen	EX	9.7	9.6	9.8	9.8	9.7		48.667		97.167	48.584	0.916
		JIANG Tingting	OI	9.5	9.7	9.8	9.7	9.7		48.500				
4	JPN - Japan	HARADA Saho	EX	9.6	9.8	9.6	9.7	9.7		48.333		96.333	48.167	1.333
		ISHIGURO Yumiko	OI	9.6	9.7	9.6	9.6	9.6		48.000				
5	CAN - Canada	BOUDREAU GAGNON	EX	9.6	9.4	9.7	9.6	9.4		47.667		95.167	47.584	1.916
		DUBUC Jessika	OI	9.5	9.5	9.5	9.4	9.5		47.500				
5	USA - United States	ABEL Brooke	EX	9.4	9.6	9.4	9.7	9.6		47.667		95.167	47.584	1.916
		HOOVEN Kate	OI	9.4	9.6	9.5	9.6	9.4		47.500				



RESULTS

CORRECTED

集体技术自选成绩单 / Résultats

Rank	NOC	Name		Judges					Req Pen	Score	Pen	100% Points	Technical Routine	
				1	2	3	4	5					50% Points	Points Behind
7	AUS - Australia	AMBERGER Eloise	EX	8.4	8.3	8.0	8.3	8.5		41.667		80.834	40.417	9.083
		BENTLEY Coral	OI	8.2	8.2	8.3	8.4	8.2		41.167	-2.0			
		BOMBELL Sarah												
		DOMROW Tamika												
		GLEZ Myriam												
		LEAL-RAMIREZ Erika												
		OTTE Tarren												
8	EGY - Egypt	WALSH Bethany												
		ABDALAZEM Reem	EX	8.2	8.5	7.8	8.1	8.3		41.000		79.500	39.750	9.750
		ABDELFAHATTAH Aziza	OI	8.1	8.3	8.2	8.0	7.8		40.500	-2.0			
		BADRAN Hagar												
		EL GEBALY Dalia												
		EL SAYED Shaza												
		KHALLAF Youmna												
MOHAMED Mai														
SALEH Nouran														

Results reflect penalties for Australia and Egypt

Legend:

AI Artistic Impression	DNS Did not start	DSQ Disqualified	EX Execution
OI Overall impression	Pen Penalty	Req Pen Penalty for required elements	TM Technical Merit
TSSC Technical Synchronised Swimming Committee		*	Calculated average score



RESULTS

CORRECTED

集体自由自选成绩单 / Résultats

Referee	LACHAPELLE Diane	TSSC
Asst. Referee	YU Li	TSSC

Technical Merit	Judge 1	OLSON Kristine
	Judge 2	GRAUPERA Hortensia
	Judge 3	BUTUZOVA Irina
	Judge 4	SOLIS Maribel
	Judge 5	LINDHOLM Inger

Artistic Impression	Judge 1	LOUTFY EL SAYED Laila
	Judge 2	KRALIKOVA Ivona
	Judge 3	ANTONAROLI Simonetta
	Judge 4	HIGUCHI Yasuko
	Judge 5	DEMCHENKO Zhanna

Rank	NOC	Name		Judges					Score	Pen	100% Points	Free Routine	
				1	2	3	4	5				50% Points	Points Behind
1	RUS - Russian Fed.	DAVYDOVA Anastasia	TM	10.0	10.0	10.0	9.9	10.0	50.000		100.000	50.000	0.000
		ERMAKOVA Anastasia	AI	10.0	10.0	10.0	10.0	9.9	50.000				
2	ESP - Spain	CABELLO Alba Maria	TM	9.8	9.9	9.8	9.8	9.9	49.167		98.667	49.334	0.666
		CORRAL Raquel	AI	9.9	9.9	9.9	9.9	9.8	49.500				
3	CHN - China	GU Beibei	TM	9.8	9.8	9.7	9.7	9.7	48.667		97.500	48.750	1.250
		JIANG Tingting	AI	9.8	9.8	9.8	9.7	9.7	48.833				
4	CAN - Canada	BOUDREAU GAGNON	TM	9.6	9.7	9.4	9.6	9.7	48.167		96.167	48.084	1.916
		DUBUC Jessika	AI	9.5	9.6	9.6	9.6	9.6	48.000				
5	USA - United States	ABEL Brooke	TM	9.7	9.6	9.5	9.5	9.5	47.667		95.500	47.750	2.250
		CULP Janet	AI	9.6	9.5	9.7	9.6	9.5	47.833				
6	JPN - Japan	AOKI Ai	TM	9.5	9.8	9.6	9.5	9.6	47.833		94.333	47.167	2.833
		HARADA Saho	AI	9.7	9.7	9.7	9.7	9.6	48.500	-2.0			



RESULTS

CORRECTED

集体自由自选成绩单 / Résultats

Rank	NOC	Name		Judges					Score	Pen	100% Points	Free Routine	
				1	2	3	4	5				50% Points	Points Behind
7	AUS - Australia	AMBERGER Eloise	TM	8.5	8.1	8.5	8.1	8.2	41.333		83.500	41.750	8.250
		BENTLEY Coral	AI	8.3	8.4	8.7	8.2	8.6	42.167				
		BOMBELL Sarah											
		GLEZ Myriam											
		LEAL-RAMIREZ Erika											
		OTTE Tarren											
		REID Samantha											
8	EGY - Egypt	WALSH Bethany											
		ABDALAZEM Reem	TM	8.1	8.0	8.4	7.9	8.5	40.833		82.166	41.083	8.917
		ABDELFAHATTAH Aziza	AI	8.5	8.3	8.3	8.0	8.2	41.333				
		BADRAN Hagar											
		EL GEBALY Dalia											
		EL SAYED Shaza											
		KHALLAF Youmna											
MOHAMED Mai													
SALEH Nouran													

2 points penalty asset to the Japan team for the use of the bottom of the pool.

Legend:

AI Artistic Impression	DNS Did not start	DSQ Disqualified	EX Execution
OI Overall impression	Pen Penalty	Req Pen Penalty for required elements	TM Technical Merit
TSSC Technical Synchronised Swimming Committee		*	Calculated average score



SYNCHRONISED SWIMMING
花样游泳 / NATATION SYNCHRONISÉE

TEAM EVENT
集体项目 / EPREUVE PAR ÉQUIPE

TEAM EVENT
集体项目 / EPREUVE PAR ÉQUIPE



OFFICIAL COMMUNICATION

官方通告 / COMMUNICATION OFFICIELLE

Item: 1

Egypt and Australia penalty

- A 2 point penalty was assessed to the team of Egypt for the use of the bottom to assist another competitor.
- A 2 point penalty was assessed to the team of Australia for deliberate use of the bottom of the pool during the routine.

Issued by: TSSC
 Time: 16:12
 Date: 22 AUG 2008

This decision affects:

RESULTS
 SCHEDULE
 OTHER

Note:



SYNCHRONISED SWIMMING
花样游泳 / NATATION SYNCHRONISÉE

TEAM EVENT
集体项目 / EPREUVE PAR ÉQUIPE



OFFICIAL COMMUNICATION

官方通告 / COMMUNICATION OFFICIELLE

Item: 2

Penalty
Japan penalty

2 point penalty was assessed to the team of Japan for the deliberate use of the bottom of the pool during the routine

Issued by: TSSC
Time: 16:17
Date: 23 AUG 2008

This decision affects:

RESULTS
SCHEDULE
OTHER

Note:



Beijing 2008



Table Tennis

13-23 August

OFFICIAL RESULTS BOOK





MEDALLIST BY EVENT As of 23 AUG 2008
 奖牌获得者 (按项目排列) / MÉDAILLÉS PAR ÉPREUVE

AFTER 4 OF 4 EVENTS

Event Name	Date	Medal	Name	NOC Code
Women's Teams	17 AUG 2008	GOLD	GUO Yue WANG Nan ZHANG Yining	CHN
		SILVER	FENG Tianwei LI Jia Wei WANG Yue Gu	SIN
		BRONZE	DANG Ye Seo KIM Kyung Ah PARK Mi Young	KOR
Men's Teams	18 AUG 2008	GOLD	MA Lin WANG Hao WANG Liqin	CHN
		SILVER	BOLL Timo OVTCHAROV Dimitrij SUSS Christian	GER
		BRONZE	OH Sang Eun RYU Seung Min YOON Jae Young	KOR
Women's Singles	22 AUG 2008	GOLD	ZHANG Yining	CHN
		SILVER	WANG Nan	CHN
		BRONZE	GUO Yue	CHN
Men's Singles	23 AUG 2008	GOLD	MA Lin	CHN
		SILVER	WANG Hao	CHN
		BRONZE	WANG Liqin	CHN



MEDAL STANDINGS As of 23 AUG 2008
奖牌榜 / CLASSEMENT DES MÉDAILLES

AFTER 4 OF 4 EVENTS

Rank	NOC	Men				Women				Total				Rank By Total
		G	S	B	Tot	G	S	B	Tot	G	S	B	Tot	
1	CHN - People's Republic of China	2	1	1	4	2	1	1	4	4	2	2	8	1
2	GER - Germany		1		1						1		1	=3
2	SIN - Singapore						1		1		1		1	=3
4	KOR - Korea			1	1			1	1			2	2	2
Total:		2	2	2	6	2	2	2	6	4	4	4	12	

Legend:

= Equal sign indicates that two or more NOCs share the same rank by total

Tot Total

B Bronze

G Gold

S Silver



COMPETITION OFFICIALS As of 23 AUG 2008
 竞赛官员 / OFFICIELS DE LA COMPÉTITION

Function	Name	NOC
Jury:		
ITTF Jury Chairman	HAN Sang Kook	KOR - Korea
Africa	HAJEM Cherif	TUN - Tunisia
Asia	CHOWHAN M. C.	IND - India
Europe	BOSI Stefano	ITA - Italy
Latin America	RIVERA Melecio	ESA - El Salvador
North America	BURTON Bruce	CAN - Canada
Oceania	GILLMANN Patrick	FRA - France
Chief Referee	(non-voting member)	
Technical Delegates	SELINIOTAKIS Georgios	GRE - Greece
	YOKOTA Sachiko	JPN - Japan
Chief Referee	ZHANG Hua	CHN - People's Republic of China
Deputy Referees	CHAN Cheong-Ki	HKG - Hong Kong, China
	SKINNER Mike	CAN - Canada
	WELCH Steve	GBR - Great Britain
Racket Control	LINEROS Federico	ESP - Spain
	SCHILTZ Paul	LUX - Luxembourg
	SHIRAKAWA Nobuyuki	JPN - Japan



COMPETITION OFFICIALS As of 23 AUG 2008
竞赛官员 / OFFICIELS DE LA COMPÉTITION

Function	Name	NOC
Umpires	ABASCIA Andrea	ITA - Italy
	ALAMRI Hassan	QAT - Qatar
	BERGFELDT Rebecca	SWE - Sweden
	BOUDJEHEM Abdellah	ALG - Algeria
	CHEUNG Ka Wing	HKG - Hong Kong, China
	DA SILVA Carlos	POR - Portugal
	DEMARIO Leonor	BRA - Brazil
	DZIOBA Greg	CAN - Canada
	FEDOROVA Svetlana	RUS - Russian Federation
	GOMEZ Marco	VEN - Venezuela
	HUBERTY Sonja	LUX - Luxembourg
	ISAACS Moegemad	RSA - South Africa
	KOMERICKI Damir	CRO - Croatia
	LAU Pub Taai	SIN - Singapore
	LIU Jie	CHN - People's Republic of China
	LIU Jingli	CHN - People's Republic of China
	LUO Jing	CHN - People's Republic of China
	McSHANE Mick	AUS - Australia
	MUGWANYA Ronald	UGA - Uganda
	PIAO Lin	CHN - People's Republic of China
	ROBERTS Averil	NZL - New Zealand
	SANGSRIROJANA Prut	THA - Thailand
	SETA Yukito	JPN - Japan
	SWEID Sameer	SYR - Syria
	WULZ Wolfgang	AUT - Austria
	XU Yumei	CHN - People's Republic of China
YICK Joseph	USA - United States of America	
ZHANG Yingqiu	CHN - People's Republic of China	



COMPETITION OFFICIALS As of 23 AUG 2008
 竞赛官员 / OFFICIELS DE LA COMPÉTITION

Function	Name	NOC
National Technicals Officials	ABUDUREHEMAN Gularemu	CHN - People's Republic of China
	DAI Tianyun	CHN - People's Republic of China
	HE Zhenzhen	CHN - People's Republic of China
	HOU Ningning	CHN - People's Republic of China
	JIA Chunliang	CHN - People's Republic of China
	JIANG Jianrong	CHN - People's Republic of China
	LANG Jing	CHN - People's Republic of China
	LI Zhilin	CHN - People's Republic of China
	LING Chaochao	CHN - People's Republic of China
	LIU Jie	CHN - People's Republic of China
	LIU Pei	CHN - People's Republic of China
	LIU Wenke	CHN - People's Republic of China
	LU Zaofu	CHN - People's Republic of China
	MEI Hui	CHN - People's Republic of China
	PEI Weimin	CHN - People's Republic of China
	PENG Hua	CHN - People's Republic of China
	PENG Jian	CHN - People's Republic of China
	PENG Yiling	CHN - People's Republic of China
	SUN Qilin	CHN - People's Republic of China
	TIAN Jie	CHN - People's Republic of China
	WANG Chunming	CHN - People's Republic of China
	WANG Danhong	CHN - People's Republic of China
	WANG Xin	CHN - People's Republic of China
	WU Chunjian	CHN - People's Republic of China
	WU Zaichun	CHN - People's Republic of China
	XIAO Xiang	CHN - People's Republic of China
XIE Ying	CHN - People's Republic of China	
XU Min	CHN - People's Republic of China	
XU Sihong	CHN - People's Republic of China	
XU Ying	CHN - People's Republic of China	
YANG Yini	CHN - People's Republic of China	
ZHANG Qun	CHN - People's Republic of China	
ZHAO Ying	CHN - People's Republic of China	
Medical Officer	KAHN Jean-Francois	FRA - France



PROVISIONAL NUMBER OF ENTRY LIST BY NOC As of 7 AUG 2008
 按NOC报名名单 / LISTE DES INSCRITS PAR CNO

NOC/ Gender	Name	Date of Birth	Event Participation, How Qualified (World Ranking for Singles)			
			MS	MT	WS	WT
ALG	Algeria					
M	KHOURTA Idir	26 JUL 1986	QC(517)			
ARG	Argentina					
M	LIU Song	12 MAY 1972	QC(75)			
M	TABACHNIK Pablo	20 NOV 1977	QC(241)			
AUS	Australia					
M	DAVIS Kyle	18 JAN 1989	QC(466)	QS		
M	HENZELL William	23 MAR 1982	QC(147)	QS		
M	ZALCBERG David	4 MAY 1981	QC(438)	QS		
W	LAY Jian Fang	6 MAR 1973			QC(143)	QS
W	MIAO Miao	14 JAN 1981			QC(156)	QS
W	SANG Stephanie Xu	29 SEP 1986			QC(191)	QS
AUT	Austria					
M	CHEN Weixing	27 APR 1972	QC(37)	QS		
M	GARDOS Robert	16 JAN 1979	QC(47)	QS		
M	HABESOHN Daniel	22 JUL 1986		QQ		
M	SCHLAGER Werner	28 SEP 1972	QR(16)	QS		
W	HEINE Veronika	8 SEP 1986				QQ
W	LI Qiangbing	30 APR 1985			QC(58)	QS
W	LIU Jia	16 FEB 1982			QR(17)	QS
BEL	Belgium					
M	SAIVE Jean-Michel	17 NOV 1969	QW(26)			
BLR	Belarus					
M	SAMSONOV Vladimir	17 APR 1976	QR(5)			
W	KOSTROMINA Tatyana	15 FEB 1973			QW(86)	
W	PAVLOVICH Veronika	8 MAY 1978			QW(79)	
W	PAVLOVICH Viktoria	8 MAY 1978			QC(34)	
BRA	Brazil					
M	HOYAMA Hugo	9 MAY 1969		QQ		
M	MATSUMOTO Cazuo	2 AUG 1985		QQ		
M	MONTEIRO Thiago	15 JUN 1981	QC(66)	QS		
M	TSUBOI Gustavo	31 MAY 1985	QC(154)	QS		
W	NONAKA Mariany	22 APR 1988			QC(307)	
CAN	Canada					
M	PETER-PAUL Pradeeban	17 MAY 1977	QC(277)	QS		
M	SHEN Qiang	11 MAY 1990		QQ		
M	ZHANG Peng	23 SEP 1979	QC(125)	QS		
W	LONG Judy	15 JAN 1969			QC(242)	
W	ZHANG Mo	17 JAN 1989			QC(167)	
CGO	Congo					
M	SAKA Suraju	5 MAY 1976	QC(321)			
W	YANG Fen	31 JUL 1982			QC(234)	



PROVISIONAL NUMBER OF ENTRY LIST BY NOC As of 7 AUG 2008
 按NOC报名名单 / LISTE DES INSCRITS PAR CNO

NOC/ Gender	Name	Date of Birth	Event Participation, How Qualified (World Ranking for Singles)			
			MS	MT	WS	WT
CHN	China					
M	CHEN Qi	15 APR 1984		QQ		
M	MA Lin	19 FEB 1980	QR(2)	QS		
M	WANG Hao	1 DEC 1983	QR(1)	QS		
M	WANG Liqin	18 JUN 1978	QC(4)	QS		
W	GUO Yue	17 JUL 1988			QR(2)	QS
W	LI Xiaoxia	16 JAN 1988				QQ
W	WANG Nan	23 OCT 1978			QC(5)	QS
W	ZHANG Yining	5 OCT 1981			QR(1)	QS
CMR	Cameroon					
W	FOMUM Victorine Agum	17 JUN 1974			QC(765)	
COL	Colombia					
W	MEDINA Paula	12 APR 1989			QC(287)	
CRO	Croatia					
M	GACINA Andrej	21 MAY 1986		QQ		
M	PRIMORAC Zoran	10 MAY 1969	QR(32)	QS		
M	REDJEP Ronald	9 APR 1973		QQ		
M	TAN Ruiwu	30 JUN 1983	QC(43)	QS		
W	BAKULA Andrea	15 AUG 1981			QW(131)	QS
W	BOROS Tamara	19 DEC 1977			QR(28)	QS
W	PAOVIC Sandra	15 APR 1983			QC(63)	QS
W	VAIDA Cornelia	26 NOV 1983				QQ
CZE	Czech Republic					
M	KORBEL Petr	6 JUN 1971	QW(45)			
W	HADACOVA Dana	3 SEP 1983			QW(212)	
DEN	Denmark					
M	MAZE Michael	1 SEP 1981	QR(20)			
DOM	Dominican Rep.					
M	LIN Ju	1 SEP 1979	QC(59)			
W	QIAN Lian	19 FEB 1983			QC(187)	QQ
W	VALDEZ Joenny	12 DEC 1986				QQ
W	WU Xue	22 MAR 1980			QC(49)	QQ
EGY	Egypt					
M	ALI SALEH Ahmed	14 NOV 1979	QW(110)			
M	LASHIN El-Sayed	9 FEB 1980	QC(138)			
M	MASSAAD Adel	24 JUN 1964	QC(463)			
W	ABDUL-AZIZ Shaimaa	30 MAR 1981			QC(485)	
W	YOSSRY Noha	7 FEB 1992			QC(629)	
ESP	Spain					
M	CARNEROS Alfredo	7 OCT 1978	QW(133)			
M	HE Zhi Wen	31 MAY 1962	QR(36)			
W	DVORAK Galia	1 APR 1988				QQ
W	SHEN Yanfei	24 DEC 1979			QW(33)	QS
W	ZHU Fang	2 OCT 1976			QC(76)	QS



PROVISIONAL NUMBER OF ENTRY LIST BY NOC As of 7 AUG 2008
 按NOC报名名单 / LISTE DES INSCRITS PAR CNO

NOC/ Gender	Name	Date of Birth	Event Participation, How Qualified (World Ranking for Singles)			
			MS	MT	WS	WT
FRA	France					
M	CHILA Patrick	27 NOV 1969	QC(57)			
M	ELOI Damien	4 JUL 1969	QW(48)			
M	LEGOUT Christophe	6 AUG 1973	QC(52)			
W	XIAN Yi Fang	20 AUG 1977			QC(65)	
GER	Germany					
M	BOLL Timo	8 MAR 1981	QR(6)	QS		
M	OVTCHAROV Dimitrij	2 SEP 1988	QR(14)	QS		
M	STEGER Bastian	19 MAR 1981		QQ		
M	SUSS Christian	28 JUL 1985	QC(40)	QS		
W	BARTHEL Zhenqi	9 JAN 1987				QQ
W	SCHALL Elke	19 JUL 1973			QR(43)	QS
W	SOLJA Amelie	29 SEP 1990				QQ
W	WU Jiaduo	19 SEP 1977			QR(23)	QS
GRE	Greece					
M	GIONIS Panagiotis	7 JAN 1980	QC(55)	QS		
M	KREANGA Kalinikos	8 MAR 1972	QR(17)	QS		
M	TSIOKAS Ntaniel	19 JUN 1971		QQ		
HKG	Hong Kong, China					
M	CHEUNG Yuk	28 OCT 1981	QW(12)	QS		
M	KO Lai Chak	10 MAY 1976	QR(30)	QS		
M	LEUNG Chu Yan	21 APR 1979		QQ		
M	LI Ching	7 MAR 1975	QR(11)	QS		
W	LAU Sui Fei	3 JUL 1981			QR(35)	QS
W	LIN Ling	9 SEP 1977			QW(14)	QS
W	TIE Yana	13 MAY 1979			QW(10)	QS
W	YU Kwok See	26 APR 1986				QQ
HUN	Hungary					
M	JAKAB Janos	23 JUL 1986	QW(93)			
W	LOVAS Petra	4 JUL 1980			QW(85)	
W	POTA Georgina	13 JAN 1985			QW(44)	
W	TOTH Krisztina	29 MAY 1974			QR(40)	
IND	India					
M	ACHANTA Sharath Kamal	12 JUL 1982	QC(79)			
W	AGGARWAL Neha	11 JAN 1990			QC(266)	
IRI	I.R.Iran					
M	NOROUZI Afshin	22 APR 1985	QC(379)			
ITA	Italy					
M	BOBOCICA Mihai	8 SEP 1986	QW(112)			
W	STEFANOVA Nikoleta	22 APR 1984			QW(73)	
W	TAN MONFARDINI Wenting	28 OCT 1972			QC(66)	
JOR	Jordan					
W	SHABAN Zeina	12 MAY 1988			QC(310)	



PROVISIONAL NUMBER OF ENTRY LIST BY NOC As of 7 AUG 2008
 按NOC报名名单 / LISTE DES INSCRITS PAR CNO

NOC/ Gender	Name	Date of Birth	Event Participation, How Qualified (World Ranking for Singles)			
			MS	MT	WS	WT
JPN	Japan					
M	KAN Yo	19 OCT 1978	QR(19)	QS		
M	KISHIKAWA Seiya	21 MAY 1987	QC(63)	QS		
M	MIZUTANI Jun	9 JUN 1989	QC(22)	QS		
M	YOSHIDA Kaii	16 MAY 1981		QQ		
W	FUJII Hiroko	18 OCT 1982				QQ
W	FUKUHARA Ai	1 NOV 1988			QR(12)	QS
W	FUKUOKA Haruna	25 JAN 1984			QC(27)	QS
W	HIRANO Sayaka	24 MAR 1985			QR(19)	QS
KAZ	Kazakhstan					
W	SHUMAKOVA Marina	22 JUL 1983			QC(432)	
KOR	Korea					
M	LEE Jung Woo	13 DEC 1984		QQ		
M	OH Sang Eun	13 APR 1977	QR(15)	QS		
M	RYU Seung Min	5 AUG 1982	QR(8)	QS		
M	YOON Jae Young	5 FEB 1983	QC(25)	QS		
W	DANG Ye Seo	27 APR 1981			QC(26)	QS
W	KIM Kyung Ah	25 MAY 1977			QR(11)	QS
W	MOON Hyun Jung	6 MAY 1984				QQ
W	PARK Mi Young	17 NOV 1981			QR(21)	QS
KUW	Kuwait					
M	AL-HASAN Ibrahim	22 AUG 1986	QC(290)			
LTU	Lithuania					
W	PASKAUSKIENE Ruta	29 MAR 1977			QW(99)	
LUX	Luxembourg					
W	NI Xia Lian	4 JUL 1963			QR(42)	
MEX	Mexico					
W	SILVA Yadira	24 DEC 1985			QC(337)	
NED	Netherlands					
W	LI Jiao	15 JAN 1973			QR(15)	QQ
W	LI Jie	6 MAR 1984			QC(45)	QQ
W	TIMINA Elena	8 MAY 1969				QQ
NGR	Nigeria					
M	MEROTOHUN Monday	2 NOV 1977	QC(249)	QS		
M	NOSIRU Kazeem	25 NOV 1974		QQ		
M	TORIOLA Segun	18 SEP 1974	QC(113)	QS		
W	KAFFO Bose	14 NOV 1972			QC(312)	QS
W	OFFIONG Cecilia Otu	13 JUN 1986			QC(371)	QS
W	OSHONAIKE Funke	28 OCT 1975				QQ
PAR	Paraguay					
M	AGUIRRE Marcelo	21 JAN 1993	QT(569)			



PROVISIONAL NUMBER OF ENTRY LIST BY NOC As of 7 AUG 2008
 按NOC报名名单 / LISTE DES INSCRITS PAR CNO

NOC/ Gender Name	Date of Birth	Event Participation, How Qualified (World Ranking for Singles)			
		MS	MT	WS	WT
POL Poland					
M BLASZCZYK Lucjan	28 DEC 1974	QH(46)			
W LI Qian	30 JUL 1986			QR(31)	QS
W PARTYKA Natalia	27 JUL 1989				QS
W XU Jie	21 JAN 1982			QC(90)	QS
POR Portugal					
M APOLONIA Tiago	28 JUL 1986	QW(95)			
M FREITAS Marcos	8 APR 1988	QW(86)			
M MONTEIRO Joao	29 AUG 1983	QC(60)			
PRK DPR Korea					
M JANG Song Man	17 AUG 1985	QC(102)			
M KIM Hyok Bong	28 OCT 1985	QC(101)			
M RI Chol Guk	25 DEC 1985	QC(100)			
W KIM Jong	19 APR 1989			QC(69)	
W KIM Mi Yong	6 MAY 1983			QC(84)	
ROU Romania					
M CRISAN Adrian	7 MAY 1980	QW(21)			
W DODEAN Daniela	13 JAN 1988			QR(47)	QS
W NECULA Iulia	26 APR 1986				QQ
W SAMARA Elizabeta	15 APR 1989			QC(61)	QS
RUS Russian Fed.					
M KUZMIN Fedor	17 APR 1983	QC(69)	QS		
M MAZUNOV Dmitrij	12 MAY 1971		QS		
M SMIRNOV Alexei	9 OCT 1977	QR(29)	QS		
W FADEEVA Oksana	16 MAR 1975			QW(94)	
W GANINA Svetlana	11 JUL 1978			QC(67)	
W KOTIKHINA Irina	17 DEC 1980			QW(87)	
SIN Singapore					
M CAI Xiao Li	21 NOV 1979			QQ	
M GAO Ning	11 OCT 1982	QR(13)	QS		
M YANG Zi	19 JUN 1984	QR(34)	QS		
W FENG Tianwei	31 AUG 1986			QC(9)	QS
W LI Jia Wei	9 AUG 1981			QR(6)	QS
W SUN Bei Bei	28 JAN 1984				QQ
W WANG Yue Gu	10 JUN 1980			QR(7)	QQ
SLO Slovenia					
M TOKIC Bojan	13 JAN 1981	QC(42)			
SRB Serbia					
M KARAKASEVIC Aleksandar	9 DEC 1975	QW(54)			
SVK Slovakia					
W ODOROVA Eva	22 NOV 1979			QW(103)	



PROVISIONAL NUMBER OF ENTRY LIST BY NOC As of 7 AUG 2008
按NOC报名名单 / LISTE DES INSCRITS PAR CNO

NOC/ Gender	Name	Date of Birth	Event Participation, How Qualified (World Ranking for Singles)			
			MS	MT	WS	WT
SWE	Sweden					
M	GERELL Par	23 JUN 1982			QQ	
M	LUNDQVIST Jens	29 AUG 1979	QC(58)		QS	
M	PERSSON Jorgen	22 APR 1966	QR(33)		QS	
M	SVENSSON Robert	28 DEC 1983			QQ	
THA	Thailand					
W	KOMWONG Nanthana	13 SEP 1980			QC(68)	
TPE	Chinese Taipei					
M	CHANG Yen-Shu	11 FEB 1979			QQ	
M	CHIANG Peng-Lung	24 JUL 1976	QW(23)		QS	
M	CHUAN Chih-Yuan	2 APR 1981	QR(10)		QS	
W	HUANG I-Hwa	20 JUL 1984			QW(59)	
W	PAN Li-Chun	26 FEB 1982			QW(107)	
TRI	Trinidad&Tobago					
M	ST LOUIS Dexter	21 MAR 1968	QC(301)			
TUR	Turkey					
M	ZENG Cem	21 OCT 1985	QW(116)			
W	HU Melek	27 JAN 1989			QC(76)	
UKR	Ukraine					
M	KOU Lei	20 NOV 1987	QW(134)			
W	PESOTSKA Margaryta	9 AUG 1991			QW(116)	
W	SOROCHINSKAYA Tetyana	23 NOV 1983			QW(125)	
USA	United States					
M	ZHUANG David	1 SEP 1963	QC(250)			
W	GAO Jun	25 JAN 1969			QR(25)	QQ
W	HUANG Crystal Xi	8 JUL 1979			QC(245)	QQ
W	LEE Jacqueline	9 NOV 1985				QQ
W	WANG Chen	17 JAN 1974			QR(20)	QQ
VAN	Vanuatu					
W	TOMMY Priscila	23 MAY 1991			QT(849)	
VEN	Venezuela					
W	RAMOS Fabiola	15 SEP 1977			QC(258)	
VIE	Vietnam					
M	DOAN Kien Quoc	24 MAR 1979	QC(222)			

Note:
(nnn) in "Event Participation" represents the player's singles world ranking as of JUL 2008
All corrections are available in INFO

Legend:

M Man	MS Men's Singles	MT Men's Teams
QC Continental qualification tournaments	QH Host Country direct entry	Qq Qualified by team quota
QR Qualification by Ranking	QS Qualified by Singles (3 players by NOC)	QT Tripartite commission invitation
QW World qualification tournament	W Woman	WS Women's Singles
WT Women's Teams		



ENTRY LIST BY EVENT As of 7 AUG 2008
 按小项的报名名单 / LISTE DES INSCRITS PAR ÉPREUVE

NOC	How Qualified	Name	Date of Birth
ALG - Algeria	QC(517)	KHOURTA Idir	26 JUL 1986
ARG - Argentina	QC(75)	LIU Song	12 MAY 1972
	QC(241)	TABACHNIK Pablo	20 NOV 1977
AUS - Australia	QC(466)	DAVIS Kyle	18 JAN 1989
	QC(147)	HENZELL William	23 MAR 1982
	QC(438)	ZALCBERG David	4 MAY 1981
AUT - Austria	QC(37)	CHEN Weixing	27 APR 1972
	QC(47)	GARDOS Robert	16 JAN 1979
	QR(16)	SCHLAGER Werner	28 SEP 1972
BEL - Belgium	QW(26)	SAIVE Jean-Michel	17 NOV 1969
BLR - Belarus	QR(5)	SAMSONOV Vladimir	17 APR 1976
BRA - Brazil	QC(66)	MONTEIRO Thiago	15 JUN 1981
	QC(154)	TSUBOI Gustavo	31 MAY 1985
CAN - Canada	QC(277)	PETER-PAUL Pradeeban	17 MAY 1977
	QC(125)	ZHANG Peng	23 SEP 1979
CGO - Congo	QC(321)	SAKA Suraju	5 MAY 1976
CHN - China	QR(2)	MA Lin	19 FEB 1980
	QR(1)	WANG Hao	1 DEC 1983
	QC(4)	WANG Liqin	18 JUN 1978
CRO - Croatia	QR(32)	PRIMORAC Zoran	10 MAY 1969
	QC(43)	TAN Ruiwu	30 JUN 1983
CZE - Czech Republic	QW(45)	KORBEL Petr	6 JUN 1971
DEN - Denmark	QR(20)	MAZE Michael	1 SEP 1981
DOM - Dominican Rep.	QC(59)	LIN Ju	1 SEP 1979



ENTRY LIST BY EVENT As of 7 AUG 2008
 按小项的报名名单 / LISTE DES INSCRITS PAR ÉPREUVE

NOC	How Qualified	Name	Date of Birth
EGY - Egypt	QW(110)	ALI SALEH Ahmed	14 NOV 1979
	QC(138)	LASHIN El-Sayed	9 FEB 1980
	QC(463)	MASSAAD Adel	24 JUN 1964
ESP - Spain	QW(133)	CARNEROS Alfredo	7 OCT 1978
	QR(36)	HE Zhi Wen	31 MAY 1962
FRA - France	QC(57)	CHILA Patrick	27 NOV 1969
	QW(48)	ELOI Damien	4 JUL 1969
	QC(52)	LEGOUT Christophe	6 AUG 1973
GER - Germany	QR(6)	BOLL Timo	8 MAR 1981
	QR(14)	OVTCHAROV Dimitrij	2 SEP 1988
	QC(40)	SUSS Christian	28 JUL 1985
GRE - Greece	QC(55)	GIONIS Panagiotis	7 JAN 1980
	QR(17)	KREANGA Kalinikos	8 MAR 1972
HKG - Hong Kong, China	QW(12)	CHEUNG Yuk	28 OCT 1981
	QR(30)	KO Lai Chak	10 MAY 1976
	QR(11)	LI Ching	7 MAR 1975
HUN - Hungary	QW(93)	JAKAB Janos	23 JUL 1986
IND - India	QC(79)	ACHANTA Sharath Kamal	12 JUL 1982
IRI - I.R.Iran	QC(379)	NOROUZI Afshin	22 APR 1985
ITA - Italy	QW(112)	BOBOCICA Mihai	8 SEP 1986
JPN - Japan	QR(19)	KAN Yo	19 OCT 1978
	QC(63)	KISHIKAWA Seiya	21 MAY 1987
	QC(22)	MIZUTANI Jun	9 JUN 1989
KOR - Korea	QR(15)	OH Sang Eun	13 APR 1977
	QR(8)	RYU Seung Min	5 AUG 1982
	QC(25)	YOON Jae Young	5 FEB 1983
KUW - Kuwait	QC(290)	AL-HASAN Ibrahim	22 AUG 1986



ENTRY LIST BY EVENT As of 7 AUG 2008

按小项的报名名单 / LISTE DES INSCRITS PAR ÉPREUVE

NOC	How Qualified	Name	Date of Birth
NGR - Nigeria	QC(249)	MEROTOHUN Monday	2 NOV 1977
	QC(113)	TORIOLA Segun	18 SEP 1974
PAR - Paraguay	QT(569)	AGUIRRE Marcelo	21 JAN 1993
POL - Poland	QH(46)	BLASZCZYK Lucjan	28 DEC 1974
POR - Portugal	QW(95)	APOLONIA Tiago	28 JUL 1986
	QW(86)	FREITAS Marcos	8 APR 1988
	QC(60)	MONTEIRO Joao	29 AUG 1983
PRK - DPR Korea	QC(102)	JANG Song Man	17 AUG 1985
	QC(101)	KIM Hyok Bong	28 OCT 1985
	QC(100)	RI Chol Guk	25 DEC 1985
ROU - Romania	QW(21)	CRISAN Adrian	7 MAY 1980
RUS - Russian Fed.	QC(69)	KUZMIN Fedor	17 APR 1983
	QR(29)	SMIRNOV Alexei	9 OCT 1977
SIN - Singapore	QR(13)	GAO Ning	11 OCT 1982
	QR(34)	YANG ZI	19 JUN 1984
SLO - Slovenia	QC(42)	TOKIC Bojan	13 JAN 1981
SRB - Serbia	QW(54)	KARAKASEVIC Aleksandar	9 DEC 1975
SWE - Sweden	QC(58)	LUNDQVIST Jens	29 AUG 1979
	QR(33)	PERSSON Jorgen	22 APR 1966
TPE - Chinese Taipei	QW(23)	CHIANG Peng-Lung	24 JUL 1976
	QR(10)	CHUAN Chih-Yuan	2 APR 1981
TRI - Trinidad&Tobago	QC(301)	ST LOUIS Dexter	21 MAR 1968
TUR - Turkey	QW(116)	ZENG Cem	21 OCT 1985
UKR - Ukraine	QW(134)	KOU Lei	20 NOV 1987



ENTRY LIST BY EVENT As of 7 AUG 2008

按小项的报名名单 / LISTE DES INSCRITS PAR ÉPREUVE

NOC	How Qualified	Name	Date of Birth
USA - United States	QC(250)	ZHUANG David	1 SEP 1963
VIE - Vietnam	QC(222)	DOAN Kien Quoc	24 MAR 1979

Note:

All Changes are available in INFO
(nnn) in "How Qualified" represents the player's singles world ranking as of 2008

Legend:

QC	Continental qualification tournaments	QH	Host country direct entry	QR	Qualification by ranking
QT	Tripartite commission invitation	QW	World qualification tournament		



RESULTS

比赛成绩 / RÉSULTATS

	Preliminary Round	NOC Code	To Round 1
Match 1	CARNEROS Alfredo	ESP	CARNEROS Alfredo
	MASSAAD Adel	EGY	4-2 (11:9 12:10 11:8 9:11 8:11 11:8)
Match 2	DOAN Kien Quoc	VIE	DOAN Kien Quoc
	ZALCBERG David	AUS	4-0 (11:8 11:7 12:10 11:5)
Match 3	TSUBOI Gustavo	BRA	TSUBOI Gustavo
	PETER-PAUL Pradeeban	CAN	4-3 (11:7 11:6 10:12 11:7 7:11 9:11 12:10)
Match 4	LASHIN El-Sayed	EGY	LASHIN El-Sayed
	TABACHNIK Pablo	ARG	4-2 (11:4 9:11 11:13 11:4 13:11 17:15)
Match 5	ZENG Cem	TUR	ZENG Cem
	MEROTOHUN Monday	NGR	4-2 (10:12 11:5 11:8 8:11 12:10 11:9)
Match 6	KOU Lei	UKR	SAKA Suraju
	SAKA Suraju	CGO	4-1 (5:11 11:9 11:8 11:6 11:9)
Match 7	HENZELL William	AUS	HENZELL William
	KHOURTA Idir	ALG	4-1 (8:11 11:3 11:2 11:5 11:8)
Match 8	ZHANG Peng	CAN	ZHANG Peng
	ST LOUIS Dexter	TRI	4-0 (11:6 11:7 12:10 11:4)



RESULTS

比赛成绩 / RÉSULTATS

	Preliminary Round	NOC Code	To Round 1
	JANG Song Man	PRK	
Match 9	AGUIRRE Marcelo	PAR	JANG Song Man 4-0 (11:7 11:3 11:8 11:3)
	KIM Hyok Bong	PRK	
Match 10	AL-HASAN Ibrahim	KUW	KIM Hyok Bong 4-2 (11:7 9:11 6:11 11:5 11:9 11:9)
	TORIOLA Segun	NGR	
Match 11	ZHUANG David	USA	TORIOLA Segun 4-3 (8:11 11:8 2:11 11:6 9:11 11:7 11:8)
	ALI SALEH Ahmed	EGY	
Match 12	DAVIS Kyle	AUS	ALI SALEH Ahmed 4-1 (11:7 11:6 10:12 11:7 11:8)
	BOBOCICA Mihai	ITA	
Match 13	NOROUZI Afshin	IRI	BOBOCICA Mihai 4-2 (11:7 10:12 11:6 9:11 11:4 12:10)



RESULTS

比赛成绩 / RÉSULTATS

Round 1	NOC Code	Round 2	NOC Code	Round 3	NOC Code	To Round 4
				WANG Hao (1)	CHN	
ACHANTA Sharath Kamal	IND	CHEN Weixing	AUT	CHEN Weixing	AUT	WANG H 4-0 (11:7 11:7 11:5 11:5)
CARNEROS Alfredo	ESP	ACHANTA Sharath Kamal	IND	4-1 (11:5 14:12 11:2 8:11 12:10)		
LEGOUT Christophe	FRA	SMIRNOV Alexei	RUS	KAN Yo (15)	JPN	
DOAN Kien Quoc	VIE	DOAN Kien Quoc	VIE	SMIRNOV Alexei	RUS	KAN Y 4-1 (9:11 11:8 11:9 14:12 17:15)
LIN Ju	DOM	CRISAN Adrian	ROU	DOAN Kien Quoc	VIE	
APOLONIA Tiago	POR	LIN Ju	DOM	CRISAN Adrian	ROU	OVTCHAROV Dimitrij (11)
GIONIS Panagiotis	GRE	KO Lai Chak	HKG	CRISAN Adrian	ROU	OVTCHAROV D 4-3 (8:11 7:11 11:7 11:9 11:6 10:12 11:8)
TSUBOI Gustavo	BRA	GIONIS Panagiotis	GRE	RYU Seung Min (6)	KOR	
FREITAS Marcos	POR	PRIMORAC Zoran	CRO	KO Lai Chak	HKG	KO LC 4-2 (11:7 11:8 11:6 4:11 5:11 12:10)
LASHIN El-Sayed	EGY	GARDOS Robert	AUT	CHUAN Chih-Yuan (7)	TPE	
RI Chol Guk	PRK	PERSSON Jorgen	SWE	YANG Zi	SIN	YANG Z 4-3 (14:12 7:11 11:8 7:11 5:11 11:7 12:10)
KARAKASEVIC Aleksandar	SRB	KARAKASEVIC Aleksandar	SRB	FREITAS Marcos	POR	
ZENG Cem	TUR	SUSS Christian	GER	PRIMORAC Zoran	CRO	PRIMORAC Z 4-2 (11:8 9:11 12:10 10:12 11:7 13:11)
CHILA Patrick	FRA	JAKAB Janos	HUN	GARDOS Robert	AUT	
JAKAB Janos	HUN			RI Chol Guk	PRK	
				KARAKASEVIC Aleksandar	SRB	
				ZENG Cem	TUR	
				PERSSON Jorgen	SWE	
				CHUAN Chih-Yuan (7)	TPE	
				RYU Seung Min (6)	KOR	
				KO Lai Chak	HKG	
				CHUAN Chih-Yuan (7)	TPE	
				YANG Zi	SIN	
				FREITAS Marcos	POR	
				PRIMORAC Zoran	CRO	
				GARDOS Robert	AUT	
				RI Chol Guk	PRK	
				KARAKASEVIC Aleksandar	SRB	
				ZENG Cem	TUR	
				PERSSON Jorgen	SWE	
				CHUAN Chih-Yuan (7)	TPE	
				RYU Seung Min (6)	KOR	
				KO Lai Chak	HKG	
				CHUAN Chih-Yuan (7)	TPE	
				YANG Zi	SIN	
				FREITAS Marcos	POR	
				PRIMORAC Zoran	CRO	
				GARDOS Robert	AUT	
				RI Chol Guk	PRK	
				KARAKASEVIC Aleksandar	SRB	
				ZENG Cem	TUR	
				PERSSON Jorgen	SWE	
				CHUAN Chih-Yuan (7)	TPE	
				RYU Seung Min (6)	KOR	
				KO Lai Chak	HKG	
				CHUAN Chih-Yuan (7)	TPE	
				YANG Zi	SIN	
				FREITAS Marcos	POR	
				PRIMORAC Zoran	CRO	
				GARDOS Robert	AUT	
				RI Chol Guk	PRK	
				KARAKASEVIC Aleksandar	SRB	
				ZENG Cem	TUR	
				PERSSON Jorgen	SWE	
				CHUAN Chih-Yuan (7)	TPE	
				RYU Seung Min (6)	KOR	
				KO Lai Chak	HKG	
				CHUAN Chih-Yuan (7)	TPE	
				YANG Zi	SIN	
				FREITAS Marcos	POR	
				PRIMORAC Zoran	CRO	
				GARDOS Robert	AUT	
				RI Chol Guk	PRK	
				KARAKASEVIC Aleksandar	SRB	
				ZENG Cem	TUR	
				PERSSON Jorgen	SWE	
				CHUAN Chih-Yuan (7)	TPE	
				RYU Seung Min (6)	KOR	
				KO Lai Chak	HKG	
				CHUAN Chih-Yuan (7)	TPE	
				YANG Zi	SIN	
				FREITAS Marcos	POR	
				PRIMORAC Zoran	CRO	
				GARDOS Robert	AUT	
				RI Chol Guk	PRK	
				KARAKASEVIC Aleksandar	SRB	
				ZENG Cem	TUR	
				PERSSON Jorgen	SWE	
				CHUAN Chih-Yuan (7)	TPE	
				RYU Seung Min (6)	KOR	
				KO Lai Chak	HKG	
				CHUAN Chih-Yuan (7)	TPE	
				YANG Zi	SIN	
				FREITAS Marcos	POR	
				PRIMORAC Zoran	CRO	
				GARDOS Robert	AUT	
				RI Chol Guk	PRK	
				KARAKASEVIC Aleksandar	SRB	
				ZENG Cem	TUR	
				PERSSON Jorgen	SWE	
				CHUAN Chih-Yuan (7)	TPE	
				RYU Seung Min (6)	KOR	
				KO Lai Chak	HKG	
				CHUAN Chih-Yuan (7)	TPE	
				YANG Zi	SIN	
				FREITAS Marcos	POR	
				PRIMORAC Zoran	CRO	
				GARDOS Robert	AUT	
				RI Chol Guk	PRK	
				KARAKASEVIC Aleksandar	SRB	
				ZENG Cem	TUR	
				PERSSON Jorgen	SWE	
				CHUAN Chih-Yuan (7)	TPE	
				RYU Seung Min (6)	KOR	
				KO Lai Chak	HKG	
				CHUAN Chih-Yuan (7)	TPE	
				YANG Zi	SIN	
				FREITAS Marcos	POR	
				PRIMORAC Zoran	CRO	
				GARDOS Robert	AUT	
				RI Chol Guk	PRK	
				KARAKASEVIC Aleksandar	SRB	
				ZENG Cem	TUR	
				PERSSON Jorgen	SWE	
				CHUAN Chih-Yuan (7)	TPE	
				RYU Seung Min (6)	KOR	
				KO Lai Chak	HKG	
				CHUAN Chih-Yuan (7)	TPE	
				YANG Zi	SIN	
				FREITAS Marcos	POR	
				PRIMORAC Zoran	CRO	
				GARDOS Robert	AUT	
				RI Chol Guk	PRK	
				KARAKASEVIC Aleksandar	SRB	
				ZENG Cem	TUR	
				PERSSON Jorgen	SWE	
				CHUAN Chih-Yuan (7)	TPE	
				RYU Seung Min (6)	KOR	
				KO Lai Chak	HKG	
				CHUAN Chih-Yuan (7)	TPE	
				YANG Zi	SIN	
				FREITAS Marcos	POR	
				PRIMORAC Zoran	CRO	
				GARDOS Robert	AUT	
				RI Chol Guk	PRK	
				KARAKASEVIC Aleksandar	SRB	
				ZENG Cem	TUR	
				PERSSON Jorgen	SWE	
				CHUAN Chih-Yuan (7)	TPE	
				RYU Seung Min (6)	KOR	
				KO Lai Chak	HKG	
				CHUAN Chih-Yuan (7)	TPE	
				YANG Zi	SIN	
				FREITAS Marcos	POR	
				PRIMORAC Zoran	CRO	
				GARDOS Robert	AUT	
				RI Chol Guk	PRK	
				KARAKASEVIC Aleksandar	SRB	
				ZENG Cem	TUR	
				PERSSON Jorgen	SWE	
				CHUAN Chih-Yuan (7)	TPE	
				RYU Seung Min (6)	KOR	
				KO Lai Chak	HKG	
				CHUAN Chih-Yuan (7)	TPE	
				YANG Zi	SIN	
				FREITAS Marcos	POR	
				PRIMORAC Zoran	CRO	
				GARDOS Robert	AUT	
				RI Chol Guk	PRK	
				KARAKASEVIC Aleksandar	SRB	
				ZENG Cem	TUR	
				PERSSON Jorgen	SWE	
				CHUAN Chih-Yuan (7)	TPE	
				RYU Seung Min (6)	KOR	
				KO Lai Chak	HKG	
				CHUAN Chih-Yuan (7)	TPE	
				YANG Zi	SIN	
				FREITAS Marcos	POR	
				PRIMORAC Zoran	CRO	
				GARDOS Robert	AUT	
				RI Chol Guk	PRK	
				KARAKASEVIC Aleksandar	SRB	
				ZENG Cem	TUR	
				PERSSON Jorgen	SWE	
				CHUAN Chih-Yuan (7)	TPE	
				RYU Seung Min (6)	KOR	
				KO Lai Chak	HKG	
				CHUAN Chih-Yuan (7)	TPE	
				YANG Zi	SIN	
				FREITAS Marcos	POR	
				PRIMORAC Zoran	CRO	
				GARDOS Robert	AUT	
				RI Chol Guk	PRK	
				KARAKASEVIC Aleksandar	SRB	
				ZENG Cem	TUR	
				PERSSON Jorgen	SWE	
				CHUAN Chih-Yuan (7)	TPE	
				RYU Seung Min (6)	KOR	
				KO Lai Chak	HKG	
				CHUAN Chih-Yuan (7)	TPE	
				YANG Zi	SIN	
				FREITAS Marcos	POR	
				PRIMORAC Zoran	CRO	
				GARDOS Robert	AUT	
				RI Chol Guk	PRK	
				KARAKASEVIC Aleksandar	SRB	
				ZENG Cem	TUR	
				PERSSON Jorgen	SWE	
				CHUAN Chih-Yuan (7)	TPE	
				RYU Seung Min (6)	KOR	
				KO Lai Chak	HKG	
				CHUAN Chih-Yuan (7)	TPE	
				YANG Zi	SIN	
				FREITAS Marcos	POR	
				PRIMORAC Zoran	CRO	
				GARDOS Robert	AUT	
				RI Chol Guk	PRK	
				KARAKASEVIC Aleksandar	SRB	
				ZENG Cem	TUR	
				PERSSON Jorgen	SWE	
				CHUAN Chih-Yuan (7)	TPE	
				RYU Seung Min (6)	KOR	
				KO Lai Chak	HKG	
				CHUAN Chih-Yuan (7)	TPE	
				YANG Zi	SIN	
				FREITAS Marcos	POR	
				PRIMORAC Zoran	CRO	
				GARDOS Robert	AUT	
				RI Chol Guk	PRK	
				KARAKASEVIC Aleksandar	SRB	
				ZENG Cem	TUR	
				PERSSON Jorgen	SWE	
				CHUAN Chih-Yuan (7)	TPE	
				RYU Seung Min (6)	KOR	
				KO Lai Chak	HKG	



RESULTS

比赛成绩 / RÉSULTATS

Round 1	NOC Code	Round 2	NOC Code	Round 3	NOC Code	To Round 4
				WANG Liqin (3)	CHN	
		KORBEL Petr	CZE			WANG L
BLASZCZYK Lucjan	POL			BLASZCZYK Lucjan	POL	4-0 (11:2 11:6 11:7 11:8)
		BLASZCZYK Lucjan	POL	4-2 (11:9 11:9 7:11 11:4 10:12 11:8)		
SAKA Suraju	CGO			SCHLAGER Werner (13)	AUT	
		YOON Jae Young	KOR			SCHLAGER W
LUNDQVIST Jens	SWE			YOON Jae Young	KOR	4-3 (10:12 11:8 6:11 11:4 9:11 11:6 11:8)
		HENZELL William	AUS	4-3 (4:11 7:11 11:9 10:12 11:5 11:7 11:4)		
HENZELL William	AUS			GAO Ning (10)	SIN	
		TAN Ruiwu	CRO			TAN R
KISHIKAWA Seiya	JPN			TAN Ruiwu	CRO	4-0 (11:6 14:12 11:4 11:7)
		KISHIKAWA Seiya	JPN	4-1 (7:11 11:9 11:4 11:4 11:3)		
ZHANG Peng	CAN			LI Ching (8)	HKG	
		HE Zhi Wen	ESP			LIC
LIU Song	ARG			JANG Song Man	PRK	4-1 (11:4 11:9 11:8 9:11 11:8)
		JANG Song Man	PRK	4-2 (11:9 8:11 9:11 11:7 12:10 11:8)		
JANG Song Man	PRK			BOLL Timo (5)	GER	
		CHIANG Peng-Lung	TPE			BOLL T
MONTEIRO Thiago	BRA			KIM Hyok Bong	PRK	4-1 (13:11 11:3 11:4 10:12 11:8)
		KIM Hyok Bong	PRK	4-2 (11:7 8:11 11:8 7:11 11:4 12:10)		
KIM Hyok Bong	PRK			OH Sang Eun (12)	KOR	
		SAIVE Jean-Michel	BEL			OH SE
MONTEIRO Joao	POR			TORIOLA Segun	NGR	4-3 (12:14 15:13 11:6 11:5 9:11 9:11 11:7)
		TORIOLA Segun	NGR	4-2 (11:8 11:7 8:11 9:11 11:3 12:10)		
TORIOLA Segun	NGR			KREANGA Kalinikos (14)	GRE	
		MIZUTANI Jun	JPN			KREANGA K
ELOI Damien	FRA			MIZUTANI Jun	JPN	4-1 (9:11 11:9 11:4 11:8 11:3)
		ELOI Damien	FRA	4-3 (11:9 7:11 15:13 7:11 8:11 11:8 11:1)		
ALI SALEH Ahmed	EGY			MA Lin (2)	CHN	
		TOKIC Bojan	SLO			MAL
KUZMIN Fedor	RUS			TOKIC Bojan	SLO	4-1 (11:5 11:6 11:8 9:11 11:5)
		BOBOCICA Mihai	ITA	4-3 (14:12 6:11 5:11 11:8 11:9 8:11 11:6)		
BOBOCICA Mihai	ITA					

Note:
 Bottom half of draw (page 2 of 2)

Legend:
 (x) (Seeding number 1 to 16)



RESULTS

比赛成绩 / RÉSULTATS

Round 4	NOC Code	Quarterfinals	Semifinals	Finals
WANG Hao (1)	CHN	WANG H	WANG H	GOLD MA L SILVER WANG H BRONZE
KAN Yo (15)	JPN	4-1 (11:6 9:11 11:8 11:5 11:4)	4-1 (11:7 8:11 11:6 11:7 11:9)	
OVTCHAROV Dimitrij (11)	GER	KO LC	4-1 (11:7 8:11 11:6 11:7 11:9)	
KO Lai Chak	HKG	4-1 (11:4 11:7 11:4 1:11 11:1)	4-1 (7:11 11:6 11:8 14:12 11:9)	
YANG Zi	SIN	PRIMORAC Z	4-1 (11:9 11:9 9:11 11:7 11:9)	
PRIMORAC Zoran	CRO	4-2 (11:7 11:7 4:11 8:11 11:7 11:6)	PERSSON J	
PERSSON Jorgen	SWE	PERSSON J	4-3 (7:11 8:11 11:9 11:13 11:7 12:10 11:9)	
SAMSONOV Vladimir (4)	BLR	4-3 (7:11 8:11 11:9 11:13 11:7 12:10 11:9)	MA L	
WANG Liqin (3)	CHN	WANG L	4-1 (11:9 11:9 6:11 11:7 11:9)	
SCHLAGER Werner (13)	AUT	4-0 (11:6 11:4 11:8 11:2)	4-0 (11:7 11:5 11:8 11:8)	
TAN Ruiwu	CRO	TAN R	4-2 (9:11 11:6 10:12 11:8 13:11 11:5)	
LI Ching (8)	HKG	4-2 (9:11 11:6 10:12 11:8 13:11 11:5)	MA L	
BOLL Timo (5)	GER	OH SE	4-2 (11:5 11:9 11:9 10:12 3:11 11:8)	
OH Sang Eun (12)	KOR	4-1 (11:9 11:4 11:9 8:11 11:3)	MA L	
KREANGA Kalinikos (14)	GRE	MA L	4-0 (11:3 11:5 11:9 12:10)	
MA Lin (2)	CHN	4-0 (11:5 11:5 11:3 11:7)	PERSSON J	
			WANG L	
			4-0 (13:11 11:2 11:5 11:9)	

Legend:
 (x) (Seeding number 1 to 16)



MATCH RESULTS

单打比赛成绩 / RÉSULTAT DU MATCH

CARNEROS Alfredo (ESP) 4-2 MASSAAD Adel (EGY)

Game Summary		Match	Game 1	Game 2	Game 3	Game 4	Game 5	Game 6	Game 7
CARNEROS Alfredo	ESP	4	11	12	11	9	8	11	
MASSAAD Adel	EGY	2	9	10	8	11	11	8	
Duration		44min	4min	5min	3min	6min	6min	5min	

Match No.: MS1 Table: 1

Umpires: LIU Jie (CHN) BOUDJEHEM Abdellah (ALG)

Game Statistics	CARNEROS Alfredo (ESP)							Match	MASSAAD Adel (EGY)							Match	
	Game								Match	Game							
	1	2	3	4	5	6	7			1	2	3	4	5	6		7
Points won	11	12	11	9	8	11		62	9	10	8	11	11	8		57	
Service %	2 18%	2 16%	2 18%	1 11%	1 12%	3 27%		11 17%	1 11%	5 50%	3 37%	1 9%	0 0%	0 0%		10 17%	
Third Ball %	1 9%	4 33%	5 45%	4 44%	4 50%	3 27%		21 33%	1 11%	2 20%	2 25%	6 54%	3 27%	1 12%		15 26%	
Attacking %	6 54%	3 25%	3 27%	1 11%	1 12%	3 27%		17 27%	2 22%	2 20%	2 25%	1 9%	7 63%	7 87%		21 36%	
Defending %	2 18%	3 25%	1 9%	2 22%	2 25%	1 9%		11 17%	5 55%	1 10%	1 12%	3 27%	1 9%	0 0%		11 19%	
Counterattacking %	0 0%	0 0%	0 0%	1 11%	0 0%	1 9%		2 3%	0 0%	0 0%	0 0%	0 0%	0 0%	0 0%		0 0%	
Other %	0 0%	0 0%	0 0%	0 0%	0 0%	0 0%		0 0%	0 0%	0 0%	0 0%	0 0%	0 0%	0 0%		0 0%	
Biggest lead	3	4	5	2	1	3			2	2	0	3	4	2			
Handedness/Grip	Left/								Right/								

Game Progress

1	CARNEROS Alfre. (ESP)	*0	0	*1	2	*4	6	*7	8	*9	9	11		
	MASSAAD Adel (EGY)	0	*2	3	*4	4	*4	5	*6	7	*9	9		
2	CARNEROS Alfre. (ESP)	0	*0	2	*4	6	*6	8	*8	8	*9	10	*11	12
	MASSAAD Adel (EGY)	*0	2	*2	2	*2	4	*4	6	*8	9	*10	10	10
3	CARNEROS Alfre. (ESP)	*0	2	*2	4	*5	7	*8	9	*9	10	11		
	MASSAAD Adel (EGY)	0	*0	2	*2	3	*3	4	*5	7	*8	8		
4	CARNEROS Alfre. (ESP)	0	*0	2	*2	3	*5	7	*7	8	*8	9		
	MASSAAD Adel (EGY)	*0	2	*2	4	*5	5	*5	7	*8	10	11		
5	CARNEROS Alfre. (ESP)	*0	1	*1	3	*3	4	*5	5	*7	8	8		
	MASSAAD Adel (EGY)	0	*1	3	*3	5	*6	7	*9	9	*10	11		
6	CARNEROS Alfre. (ESP)	0	*0	2	*3	4	*5	6	*7	8	*10	11		
	MASSAAD Adel (EGY)	*0	2	*2	3	*4	5	*6	7	*8	8	8		

Legend:

** Denotes server. MS Men's Singles



MATCH RESULTS

单打比赛成绩 / RESULTAT DU MATCH

DOAN Kien Quoc (VIE) 4-0 ZALCBERG David (AUS)

Game Summary		Match	Game 1	Game 2	Game 3	Game 4	Game 5	Game 6	Game 7
DOAN Kien Quoc	VIE	4	11	11	12	11			
ZALCBERG David	AUS	0	8	7	10	5			
Duration		27min	5min	4min	6min	4min			

Match No.: MS2 Table: 4

Umpires: LIU Jingli (CHN) GOMEZ Marco (VEN)

Game Statistics	DOAN Kien Quoc (VIE)								ZALCBERG David (AUS)							
	Game							Match	Game							Match
	1	2	3	4	5	6	7		1	2	3	4	5	6	7	
Points won	11	11	12	11				45	8	7	10	5				30
Service %	4 36%	2 18%	0 0%	3 27%				9 20%	0 0%	1 14%	1 10%	1 20%				3 10%
Third Ball %	3 27%	2 18%	5 41%	2 18%				12 26%	2 25%	2 28%	3 30%	1 20%				8 26%
Attacking %	1 9%	3 27%	4 33%	2 18%				10 22%	1 12%	2 28%	4 40%	2 40%				9 30%
Defending %	3 27%	4 36%	3 25%	4 36%				14 31%	5 62%	2 28%	1 10%	0 0%				8 26%
Counterattacking %	0 0%	0 0%	0 0%	0 0%				0 0%	0 0%	0 0%	0 0%	0 0%				0 0%
Other %	0 0%	0 0%	0 0%	0 0%				0 0%	0 0%	0 0%	1 10%	1 20%				2 6%
Biggest lead	3	4	2	6					2	2	4	0				
Handedness/Grip	/								Left/							

Game Progress

1	DOAN Kien Quoc (VIE)	*0	2	*2	3	*3	4	*6	7	*8	10	11		
	ZALCBERG David (AUS)	0	*0	2	*3	5	*6	6	*7	8	*8	8		
2	DOAN Kien Quoc (VIE)	0	*0	2	*3	4	*5	6	*7	9	11			
	ZALCBERG David (AUS)	*0	2	*2	3	*4	5	*6	7	*7	7			
3	DOAN Kien Quoc (VIE)	*0	0	*1	3	*3	3	*5	6	*7	9	*10	11	12
	ZALCBERG David (AUS)	0	*2	3	*3	5	*7	7	*8	9	*9	10	*10	10
4	DOAN Kien Quoc (VIE)	0	*2	6	*7	9	*10	11						
	ZALCBERG David (AUS)	*0	0	*2	3	*3	4	5						

Legend:

** Denotes server.

MS Men's Singles



MATCH RESULTS

单打比赛成绩 / RÉSULTAT DU MATCH

TSUBOI Gustavo (BRA) 4-3 PETER-PAUL Pradeeban (CAN)

Game Summary		Match	Game 1	Game 2	Game 3	Game 4	Game 5	Game 6	Game 7
TSUBOI Gustavo	BRA	4	11	11	10	11	7	9	12
PETER-PAUL Pradeeban	CAN	3	7	6	12	7	11	11	10
Duration		1h 03min	5min	4min	7min	7min	5min	7min	9min

Match No.: MS3 Table: 2

Umpires: XU Yumei (CHN) CHEUNG Ka Wing (HKG)

Game Statistics	TSUBOI Gustavo (BRA)								PETER-PAUL Pradeeban (CAN)							
	Game							Match	Game							Match
	1	2	3	4	5	6	7		1	2	3	4	5	6	7	
Points won	11	11	10	11	7	9	12	71	7	6	12	7	11	11	10	64
Service %	0	1	1	2	1	2	1	8	1	1	0	2	5	1	2	12
	0%	9%	10%	18%	14%	22%	8%	11%	14%	16%	0%	28%	45%	9%	20%	18%
Third Ball %	0	0	0	2	2	1	0	5	0	0	0	0	1	0	0	1
	0%	0%	0%	18%	28%	11%	0%	7%	0%	0%	0%	0%	9%	0%	0%	1%
Attacking %	9	7	5	5	4	4	10	44	2	1	7	3	2	8	5	28
	81%	63%	50%	45%	57%	44%	83%	61%	28%	16%	58%	42%	18%	72%	50%	43%
Defending %	2	2	3	1	0	2	1	11	2	3	4	1	2	2	3	17
	18%	18%	30%	9%	0%	22%	8%	15%	28%	50%	33%	14%	18%	18%	30%	26%
Counterattacking %	0	1	1	1	0	0	0	3	2	0	0	1	1	0	0	4
	0%	9%	10%	9%	0%	0%	0%	4%	28%	0%	0%	14%	9%	0%	0%	6%
Other %	0	0	0	0	0	0	0	0	0	1	1	0	0	0	0	2
	0%	0%	0%	0%	0%	0%	0%	0%	0%	16%	8%	0%	0%	0%	0%	3%
Biggest lead	4	5	2	4	0	5	2		4	0	3	1	4	2	5	
Handedness/Grip	Left/								Right/							

Game Progress

1	TSUBOI Gustavo (BRA)	0	*0	0	*2	3	*5	7	*8	9	11			
	PETER-PAUL Pr. (CAN)	*0	2	*4	4	*5	5	*5	6	*7	7			
2	TSUBOI Gustavo (BRA)	*0	1	*3	4	*5	6	*8	9	*10	11			
	PETER-PAUL Pr. (CAN)	0	*1	1	*2	3	*4	4	*5	6	6			
3	TSUBOI Gustavo (BRA)	0	*0	1	*3	4	*6	6	*7	8	*9	10	*10	10
	PETER-PAUL Pr. (CAN)	*0	2	*3	3	*4	4	*6	7	*8	9	*10	11	12
4	TSUBOI Gustavo (BRA)	*0	1	*2	3	*4	5	*7	8	*9	11			
	PETER-PAUL Pr. (CAN)	0	*1	2	*3	4	*5	5	*6	7	7			
5	TSUBOI Gustavo (BRA)	0	*0	1	*1	2	*3	4	*6	7	7			
	PETER-PAUL Pr. (CAN)	*0	2	*3	5	*6	7	*8	8	*9	11			
6	TSUBOI Gustavo (BRA)	*0	1	*1	3	*5	6	*8	9	*9	9	9		
	PETER-PAUL Pr. (CAN)	0	*1	3	*3	3	*4	4	*5	7	*9	11		
7	TSUBOI Gustavo (BRA)	0	*1	1	*1	2	*4	5	*6	6	*8	10	*11	12
	PETER-PAUL Pr. (CAN)	*0	1	*3	5	*6	6	*7	8	*10	10	*10	10	10

Legend:

*** Denotes server. MS Men's Singles



MATCH RESULTS

单打比赛成绩 / RESULTAT DU MATCH

LASHIN EI-Sayed (EGY) 4-2 TABACHNIK Pablo (ARG)

Game Summary		Match	Game 1	Game 2	Game 3	Game 4	Game 5	Game 6	Game 7
LASHIN EI-Sayed	EGY	4	11	9	11	11	13	17	
TABACHNIK Pablo	ARG	2	4	11	13	4	11	15	
Duration		43min	2min	4min	5min	3min	6min	9min	

Match No.: MS4 Table: 3

Umpires: XU Ying (CHN) ZHAO Ying (CHN)

Game Statistics	LASHIN EI-Sayed (EGY)							Match	TABACHNIK Pablo (ARG)							Match	
	Game								Match	Game							
	1	2	3	4	5	6	7			1	2	3	4	5	6		7
Points won	11	9	11	11	13	17		72	4	11	13	4	11	15		58	
Service %	2	1	2	2	4	1		12	1	0	2	0	2	0		5	
	18%	11%	18%	18%	30%	5%		16%	25%	0%	15%	0%	18%	0%		8%	
Third Ball %	2	0	3	0	0	5		10	2	3	4	2	0	4		15	
	18%	0%	27%	0%	0%	29%		13%	50%	27%	30%	50%	0%	26%		25%	
Attacking %	4	4	3	7	5	7		30	0	5	4	0	9	7		25	
	36%	44%	27%	63%	38%	41%		41%	0%	45%	30%	0%	81%	46%		43%	
Defending %	3	3	3	2	3	4		18	1	2	3	1	0	3		10	
	27%	33%	27%	18%	23%	23%		25%	25%	18%	23%	25%	0%	20%		17%	
Counterattacking %	0	1	0	0	1	0		2	0	1	0	1	0	1		3	
	0%	11%	0%	0%	7%	0%		2%	0%	9%	0%	25%	0%	6%		5%	
Other %	0	0	0	0	0	0		0	0	0	0	0	0	0		0	
	0%	0%	0%	0%	0%	0%		0%	0%	0%	0%	0%	0%	0%		0%	
Biggest lead	7	2	2	7	2	2			2	2	3	0	2	2			
Handedness/Grip	Right/								Left/								

Game Progress

1	LASHIN EI-Sayed (EGY)	0	*0	2	*4	5	*7	9	*10	11											
	TABACHNIK Pab. (ARG)	*0	2	*2	2	*3	3	*3	4	4											
2	LASHIN EI-Sayed (EGY)	*0	1	*3	3	*4	6	*6	7	*8	8	9									
	TABACHNIK Pab. (ARG)	0	*1	1	*3	4	*4	6	*7	8	*10	11									
3	LASHIN EI-Sayed (EGY)	0	*1	2	*2	3	*5	7	*8	9	*9	10	*10	11	*11	11					
	TABACHNIK Pab. (ARG)	*0	1	*2	4	*5	5	*5	6	*7	9	*10	11	*11	12	13					
4	LASHIN EI-Sayed (EGY)	*0	1	*2	4	*6	7	*8	10	11											
	TABACHNIK Pab. (ARG)	0	*1	2	*2	2	*3	4	*4	4											
5	LASHIN EI-Sayed (EGY)	0	*1	2	*3	4	*5	5	*7	9	*9	10	*10	11	*12	13					
	TABACHNIK Pab. (ARG)	*0	1	*2	3	*4	5	*7	7	*7	9	*10	11	*11	11	11					
6	LASHIN EI-Sayed (EGY)	*0	0	*1	3	*4	4	*6	6	*8	9	*10	11	*11	12	*12	12	*13	14	*14	14
	TABACHNIK Pab. (ARG)	0	*2	3	*3	4	*6	6	*8	8	*9	10	*10	11	*11	12	*13	13	*13	14	*15
6	LASHIN EI-Sayed (EGY)	*15	16	17																	
	TABACHNIK Pab. (ARG)	15	*15	15																	

Legend:

** Denotes server. MS Men's Singles



MATCH RESULTS

单打比赛成绩 / RÉSULTAT DU MATCH

ZENG Cem (TUR) 4-2 MEROTOHUN Monday (NGR)

Game Summary		Match	Game 1	Game 2	Game 3	Game 4	Game 5	Game 6	Game 7
ZENG Cem	TUR	4	10	11	11	8	12	11	
MEROTOHUN Monday	NGR	2	12	5	8	11	10	9	
Duration		30min	3min	2min	3min	3min	4min	4min	

Match No.: MS5 Table: 2

Umpires: ZHANG Yingqiu (CHN) McSHANE Mick (AUS)

Game Statistics	ZENG Cem (TUR)							Match	MEROTOHUN Monday (NGR)							Match
	Game								Game							
	1	2	3	4	5	6	7		1	2	3	4	5	6	7	
Points won	10	11	11	8	12	11		63	12	5	8	11	10	9		55
Service %	20%	36%	18%	12%	16%	9%		12%	25%	20%	0%	36%	10%	0%		16%
Third Ball %	10%	9%	9%	0%	8%	27%		11%	16%	20%	25%	0%	30%	0%		14%
Attacking %	40%	36%	54%	62%	58%	54%		50%	25%	20%	62%	45%	30%	66%		41%
Defending %	20%	9%	18%	25%	16%	9%		15%	33%	20%	12%	18%	10%	11%		18%
Counterattacking %	10%	9%	0%	0%	0%	0%		3%	0%	20%	0%	0%	10%	0%		3%
Other %	0%	0%	0%	0%	0%	0%		0%	0%	0%	0%	0%	10%	22%		5%
Biggest lead	4	6	3	0	4	2			2	0	4	5	3	5		
Handedness/Grip	Left/								Right/							

Game Progress

1	ZENG Cem (TUR)	*0	1	*3	4	*5	7	*7	8	*9	10	*10	10	10
	MEROTOHUN M. (NGR)	0	*1	1	*2	3	*3	5	*6	7	*8	10	*11	12
2	ZENG Cem (TUR)	0	*2	3	*4	6	*6	7	*9	11				
	MEROTOHUN M. (NGR)	*0	0	*1	2	*2	4	*5	5	5				
3	ZENG Cem (TUR)	*0	0	*1	2	*2	4	*5	7	*8	10	11		
	MEROTOHUN M. (NGR)	0	*2	3	*4	6	*6	7	*7	8	*8	8		
4	ZENG Cem (TUR)	0	*0	0	*1	2	*4	5	*6	8	*8	8		
	MEROTOHUN M. (NGR)	*0	2	*4	5	*6	6	*7	8	*8	10	11		
5	ZENG Cem (TUR)	*0	0	*1	2	*3	5	*7	9	*9	10	*10	11	12
	MEROTOHUN M. (NGR)	0	*2	3	*4	5	*5	5	*5	7	*8	10	*10	10
6	ZENG Cem (TUR)	0	*0	1	*1	2	*4	5	*7	8	*9	11		
	MEROTOHUN M. (NGR)	*0	2	*3	5	*6	6	*7	7	*8	9	9		

Legend:

** Denotes server.

MS Men's Singles



MATCH RESULTS

单打比赛成绩 / RÉSULTAT DU MATCH

SAKA Suraju (CGO) 4-1 KOU Lei (UKR)

Game Summary		Match	Game 1	Game 2	Game 3	Game 4	Game 5	Game 6	Game 7
SAKA Suraju	CGO	4	5	11	11	11	11		
KOU Lei	UKR	1	11	9	8	6	9		
Duration		28min	2min	4min	4min	3min	5min		

Match No.: MS6 Table: 4

Umpires: LUO Jing (CHN) ABASCIA Andrea (ITA)

Game Statistics	SAKA Suraju (CGO)							Match	KOU Lei (UKR)							Match
	Game								Game							
	1	2	3	4	5	6	7		1	2	3	4	5	6	7	
Points won	5	11	11	11	11			49	11	9	8	6	9			43
Service %	1 20%	1 9%	3 27%	1 9%	1 9%			7 14%	3 27%	2 22%	1 12%	1 16%	1 11%			8 18%
Third Ball %	1 20%	4 36%	2 18%	2 18%	1 9%			10 20%	1 9%	1 11%	4 50%	2 33%	0 0%			8 18%
Attacking %	1 20%	1 9%	4 36%	4 36%	4 36%			14 28%	2 18%	1 11%	1 12%	2 33%	3 33%			9 20%
Defending %	2 40%	5 45%	2 18%	3 27%	5 45%			17 34%	4 36%	5 55%	2 25%	1 16%	5 55%			17 39%
Counterattacking %	0 0%	0 0%	0 0%	0 0%	0 0%			0 0%	0 0%	0 0%	0 0%	0 0%	0 0%			0 0%
Other %	0 0%	0 0%	0 0%	1 9%	0 0%			1 2%	1 9%	0 0%	0 0%	0 0%	0 0%			1 2%
Biggest lead	1	3	4	5	3				6	1	2	0	3			
Handedness/Grip	Right/								Right/							

Game Progress

1	SAKA Suraju (CGO)	*0	1	*2	3	*4	5	*5	5	5		
	KOU Lei (UKR)	0	*1	2	*3	4	*5	7	*9	11		
2	SAKA Suraju (CGO)	0	*1	2	*3	4	*5	7	*8	9	*10	11
	KOU Lei (UKR)	*0	1	*2	3	*4	5	*5	6	*7	8	9
3	SAKA Suraju (CGO)	*0	1	*1	3	*5	7	*7	8	*8	10	11
	KOU Lei (UKR)	0	*1	3	*3	3	*3	5	*6	7	*8	8
4	SAKA Suraju (CGO)	0	*1	3	*3	4	*6	8	*9	10	11	
	KOU Lei (UKR)	*0	1	*1	3	*4	4	*4	5	*6	6	
5	SAKA Suraju (CGO)	*0	1	*1	2	*4	5	*7	8	*9	9	11
	KOU Lei (UKR)	0	*1	3	*4	4	*5	5	*6	7	*9	9

Legend:

** Denotes server. MS Men's Singles



MATCH RESULTS

单打比赛成绩 / RÉSULTAT DU MATCH

HENZELL William (AUS) 4-1 KHOURTA Idir (ALG)

Game Summary		Match	Game 1	Game 2	Game 3	Game 4	Game 5	Game 6	Game 7
HENZELL William	AUS	4	8	11	11	11	11		
KHOURTA Idir	ALG	1	11	3	2	5	8		
Duration		27min	4min	3min	2min	4min	4min		

Match No.: MS7 Table: 1

Umpires: PIAO Lin (CHN) DEMARIO Leonor (BRA)

Game Statistics	HENZELL William (AUS)								KHOURTA Idir (ALG)							
	Game							Match	Game							Match
	1	2	3	4	5	6	7		1	2	3	4	5	6	7	
Points won	8	11	11	11	11			52	11	3	2	5	8			29
Service %	37%	0%	18%	0%	0%			9%	18%	0%	50%	20%	37%			24%
Third Ball %	12%	27%	0%	27%	27%			19%	9%	0%	0%	20%	25%			13%
Attacking %	50%	36%	63%	54%	72%			55%	63%	66%	50%	0%	12%			37%
Defending %	0%	18%	18%	9%	0%			9%	0%	33%	0%	60%	25%			20%
Counterattacking %	0%	9%	0%	9%	0%			3%	0%	0%	0%	0%	0%			0%
Other %	0%	9%	0%	0%	0%			1%	9%	0%	0%	0%	0%			3%
Biggest lead	0	8	9	7	4				4	0	0	1	0			
Handedness/Grip	Right/								Left/							

Game Progress

1	HENZELL William (AUS)	*0	0	*1	1	*3	4	*4	5	*7	8	
	KHOURTA Idir (ALG)	0	*2	3	*5	5	*6	8	*9	9	11	
2	HENZELL William (AUS)	0	*2	4	*4	6	*7	8	*10	11		
	KHOURTA Idir (ALG)	*0	0	*0	2	*2	2	*2	2	3		
3	HENZELL William (AUS)	0	*2	4	*6	8	*9	10	11			
	KHOURTA Idir (ALG)	*0	0	*0	0	*0	1	*2	2			
4	HENZELL William (AUS)	*0	1	*3	5	*7	8	*8	9	11		
	KHOURTA Idir (ALG)	0	*1	1	*1	1	*2	4	*5	5		
5	HENZELL William (AUS)	0	*1	2	*4	5	*6	8	*8	9	*10	11
	KHOURTA Idir (ALG)	*0	1	*2	2	*3	4	*4	6	*7	8	8

Legend:

** Denotes server. MS Men's Singles



MATCH RESULTS

单打比赛成绩 / RÉSULTAT DU MATCH

ZHANG Peng (CAN) 4-0 ST LOUIS Dexter (TRI)

Game Summary		Match	Game 1	Game 2	Game 3	Game 4	Game 5	Game 6	Game 7
ZHANG Peng	CAN	4	11	11	12	11			
ST LOUIS Dexter	TRI	0	6	7	10	4			
Duration		28min	3min	5min	7min	3min			

Match No.: MS8 Table: 3

Umpires: XIE Ying (CHN) LING Chaochao (CHN)

Game Statistics	ZHANG Peng (CAN)								ST LOUIS Dexter (TRI)							
	Game							Match	Game							Match
	1	2	3	4	5	6	7		1	2	3	4	5	6	7	
Points won	11	11	12	11				45	6	7	10	4				27
Service %	0%	1%	1%	1%				3%	0%	0%	0%	0%				0%
Third Ball %	4%	4%	3%	4%				15%	1%	3%	5%	1%				10%
Attacking %	36%	18%	41%	27%				31%	83%	14%	30%	50%				40%
Defending %	9%	27%	16%	27%				20%	0%	28%	10%	25%				14%
Counterattacking %	9%	9%	8%	0%				6%	0%	14%	10%	0%				7%
Other %	9%	0%	0%	0%				2%	0%	0%	0%	0%				0%
Biggest lead	6	4	2	7					0	0	4	1				
Handedness/Grip	Right/								Left/							

Game Progress

1	ZHANG Peng (CAN)	0	*2	4	*5	6	*7	8	*10	10	11			
	ST LOUIS Dexter (TRI)	*0	0	*0	1	*2	3	*4	4	*6	6			
2	ZHANG Peng (CAN)	*0	2	*3	3	*5	6	*7	9	*10	11			
	ST LOUIS Dexter (TRI)	0	*0	1	*3	3	*4	5	*5	6	7			
3	ZHANG Peng (CAN)	0	*0	1	*1	3	*5	5	*6	8	*8	10	*11	12
	ST LOUIS Dexter (TRI)	*0	2	*3	5	*5	5	*7	8	*8	10	*10	10	10
4	ZHANG Peng (CAN)	*0	1	*2	3	*4	6	*8	10	11				
	ST LOUIS Dexter (TRI)	0	*1	2	*3	4	*4	4	*4	4				

Legend:

** Denotes server. MS Men's Singles



MATCH RESULTS

单打比赛成绩 / RÉSULTAT DU MATCH

JANG Song Man (PRK) 4-0 AGUIRRE Marcelo (PAR)

Game Summary		Match	Game 1	Game 2	Game 3	Game 4	Game 5	Game 6	Game 7
JANG Song Man	PRK	4	11	11	11	11			
AGUIRRE Marcelo	PAR	0	7	3	8	3			
Duration		18min	3min	2min	4min	2min			

Match No.: MS9 Table: 2

Umpires: BOUDJEHEM Abdellah (ALG) LIU Jie (CHN)

Game Statistics	JANG Song Man (PRK)								AGUIRRE Marcelo (PAR)							
	Game							Match	Game							Match
	1	2	3	4	5	6	7		1	2	3	4	5	6	7	
Points won	11	11	11	11				44	7	3	8	3				21
Service %	4 36%	6 54%	2 18%	1 9%				13 29%	1 14%	0 0%	1 12%	0 0%				2 9%
Third Ball %	1 9%	2 18%	1 9%	2 18%				6 13%	0 0%	0 0%	1 12%	1 33%				2 9%
Attacking %	3 27%	1 9%	0 0%	4 36%				8 18%	6 85%	3 100%	4 50%	2 66%				15 71%
Defending %	3 27%	2 18%	8 72%	3 27%				16 36%	0 0%	0 0%	0 0%	0 0%				0 0%
Counterattacking %	0 0%	0 0%	0 0%	1 9%				1 2%	0 0%	0 0%	1 12%	0 0%				1 4%
Other %	0 0%	0 0%	0 0%	0 0%				0 0%	0 0%	0 0%	1 12%	0 0%				1 4%
Biggest lead	4	8	3	8					1	0	2	0				
Handedness/Grip	Right/								Left/							

Game Progress

1	JANG Song Man (PRK)	0	*1	3	*3	5	*6	8	*8	10	11	
	AGUIRRE Marce. (PAR)	*0	1	*1	3	*3	4	*4	6	*6	7	
2	JANG Song Man (PRK)	*0	2	*3	5	*6	8	*9	11			
	AGUIRRE Marce. (PAR)	0	*0	1	*1	2	*2	3	3			
3	JANG Song Man (PRK)	0	*1	2	*2	4	*5	7	*8	9	*10	11
	AGUIRRE Marce. (PAR)	*0	1	*2	4	*4	5	*5	6	*7	8	8
4	JANG Song Man (PRK)	*0	2	*3	4	*6	7	*9	11			
	AGUIRRE Marce. (PAR)	0	*0	1	*2	2	*3	3	3			

Legend:

*** Denotes server.

MS Men's Singles



MATCH RESULTS

单打比赛成绩 / RÉSULTAT DU MATCH

KIM Hyok Bong (PRK) 4-2 AL-HASAN Ibrahim (KUW)

Game Summary		Match	Game 1	Game 2	Game 3	Game 4	Game 5	Game 6	Game 7
KIM Hyok Bong	PRK	4	11	9	6	11	11	11	
AL-HASAN Ibrahim	KUW	2	7	11	11	5	9	9	
Duration		35min	3min	5min	3min	3min	4min	5min	

Match No.: MS10 Table: 3

Umpires: CHEUNG Ka Wing (HKG) XU Yumei (CHN)

Game Statistics	KIM Hyok Bong (PRK)							Match	AL-HASAN Ibrahim (KUW)							Match	
	Game								Match	Game							
	1	2	3	4	5	6	7			1	2	3	4	5	6		7
Points won	11	9	6	11	11	11		59	7	11	11	5	9	9		52	
Service %	2	0	1	2	2	0		7	1	2	0	1	0	0		4	
	18%	0%	16%	18%	18%	0%		11%	14%	18%	0%	20%	0%	0%		7%	
Third Ball %	2	0	0	3	2	1		8	0	2	2	1	1	1		7	
	18%	0%	0%	27%	18%	9%		13%	0%	18%	18%	20%	11%	11%		13%	
Attacking %	6	3	3	5	5	6		28	3	4	4	3	2	6		22	
	54%	33%	50%	45%	45%	54%		47%	42%	36%	36%	60%	22%	66%		42%	
Defending %	1	5	2	1	1	2		12	3	3	3	0	4	2		15	
	9%	55%	33%	9%	9%	18%		20%	42%	27%	27%	0%	44%	22%		28%	
Counterattacking %	0	1	0	0	1	2		4	0	0	2	0	2	0		4	
	0%	11%	0%	0%	9%	18%		6%	0%	0%	18%	0%	22%	0%		7%	
Other %	0	0	0	0	0	0		0	0	0	0	0	0	0		0	
	0%	0%	0%	0%	0%	0%		0%	0%	0%	0%	0%	0%	0%		0%	
Biggest lead	7	0	1	6	5	3			0	4	5	2	0	1			
Handedness/Grip	Right/								Right/								

Game Progress

1	KIM Hyok Bong (PRK)	*0	2	*3	5	*7	8	*8	9	*10	11	
	AL-HASAN Ibra. (KUW)	0	*0	1	*1	1	*2	4	*5	6	7	
2	KIM Hyok Bong (PRK)	0	*0	1	*2	3	*4	4	*5	7	*9	9
	AL-HASAN Ibra. (KUW)	*0	2	*3	4	*5	6	*8	9	*9	9	11
3	KIM Hyok Bong (PRK)	*0	1	*2	2	*2	4	*5	5	*6	6	
	AL-HASAN Ibra. (KUW)	0	*1	2	*4	6	*6	7	*9	10	11	
4	KIM Hyok Bong (PRK)	0	*0	2	*2	4	*6	8	*9	11		
	AL-HASAN Ibra. (KUW)	*0	2	*2	4	*4	4	*4	5	5		
5	KIM Hyok Bong (PRK)	*0	1	*2	4	*5	7	*8	9	*9	10	11
	AL-HASAN Ibra. (KUW)	0	*1	2	*2	3	*3	4	*5	7	*8	9
6	KIM Hyok Bong (PRK)	0	*2	3	*4	4	*5	6	*7	9	*10	11
	AL-HASAN Ibra. (KUW)	*0	0	*1	2	*4	5	*6	7	*7	8	9

Legend:

*** Denotes server.

MS Men's Singles



MATCH RESULTS

单打比赛成绩 / RÉSULTAT DU MATCH

TORIOLA Segun (NGR) 4-3 ZHUANG David (USA)

Game Summary		Match	Game 1	Game 2	Game 3	Game 4	Game 5	Game 6	Game 7
TORIOLA Segun	NGR	4	8	11	2	11	9	11	11
ZHUANG David	USA	3	11	8	11	6	11	7	8
Duration		46min	4min	5min	3min	4min	5min	5min	5min

Match No.: MS11 Table: 1

Umpires: GOMEZ Marco (VEN) LIU Jingli (CHN)

Game Statistics	TORIOLA Segun (NGR)								ZHUANG David (USA)							
	Game							Match	Game							Match
	1	2	3	4	5	6	7		1	2	3	4	5	6	7	
Points won	8	11	2	11	9	11	11	63	11	8	11	6	11	7	8	62
Service %	25%	9%	0%	0%	0%	9%	9%	7%	18%	0%	36%	33%	9%	0%	12%	16%
Third Ball %	12%	9%	0%	18%	11%	9%	9%	11%	9%	25%	0%	0%	9%	14%	12%	9%
Attacking %	37%	45%	0%	45%	44%	54%	36%	42%	45%	37%	18%	50%	36%	42%	37%	37%
Defending %	12%	36%	100%	36%	33%	18%	36%	31%	27%	37%	45%	16%	45%	28%	37%	35%
Counterattacking %	0%	0%	0%	0%	11%	0%	9%	3%	0%	0%	0%	0%	0%	14%	0%	1%
Other %	12%	0%	0%	0%	0%	9%	0%	3%	0%	0%	0%	0%	0%	0%	0%	0%
Biggest lead	1	3	0	5	2	4	3		3	1	9	2	5	1	0	
Handedness/Grip	Right/								Right/							

Game Progress

1	TORIOLA Segun (NGR)	0	*1	1	*3	4	*4	6	*7	7	*8	8
	ZHUANG David (USA)	*0	1	*3	3	*4	6	*6	7	*9	10	11
2	TORIOLA Segun (NGR)	*0	1	*2	3	*5	6	*7	7	*8	10	11
	ZHUANG David (USA)	0	*1	2	*3	3	*4	5	*7	8	*8	8
3	TORIOLA Segun (NGR)	0	*1	1	*1	2	*2	2	2			
	ZHUANG David (USA)	*0	1	*3	5	*6	8	*10	11			
4	TORIOLA Segun (NGR)	*0	0	*2	4	*6	7	*8	9	*10	11	
	ZHUANG David (USA)	0	*2	2	*2	2	*3	4	*5	6	6	
5	TORIOLA Segun (NGR)	0	*2	2	*3	4	*4	4	*5	7	*8	9
	ZHUANG David (USA)	*0	0	*2	3	*4	6	*8	9	*9	10	11
6	TORIOLA Segun (NGR)	*0	1	*2	3	*5	7	*7	8	*10	11	
	ZHUANG David (USA)	0	*1	2	*3	3	*3	5	*6	6	7	
7	TORIOLA Segun (NGR)	0	*2	2	*3	4	*5	7	*8	9	*10	11
	ZHUANG David (USA)	*0	0	*2	3	*4	5	*5	6	*7	8	8

Legend:

** Denotes server. MS Men's Singles



MATCH RESULTS

单打比赛成绩 / RESULTAT DU MATCH

ALI SALEH Ahmed (EGY) 4-1 DAVIS Kyle (AUS)

Game Summary		Match	Game 1	Game 2	Game 3	Game 4	Game 5	Game 6	Game 7
ALI SALEH Ahmed	EGY	4	11	11	10	11	11		
DAVIS Kyle	AUS	1	7	6	12	7	8		
Duration		33min	4min	4min	6min	5min	4min		

Match No.: MS12 Table: 4

Umpires: ZHAO Ying (CHN) XU Ying (CHN)

Game Statistics	ALI SALEH Ahmed (EGY)								Match	DAVIS Kyle (AUS)								Match
	Game							Match		Game							Match	
	1	2	3	4	5	6	7			1	2	3	4	5	6	7		
Points won	11	11	10	11	11				54	7	6	12	7	8				40
Service %	4	1	1	1	4				11	1	0	1	1	1				4
	36%	9%	10%	9%	36%				20%	14%	0%	8%	14%	12%				10%
Third Ball %	2	0	2	2	1				7	0	0	2	1	1				4
	18%	0%	20%	18%	9%				12%	0%	0%	16%	14%	12%				10%
Attacking %	4	4	5	2	1				16	3	4	7	3	4				21
	36%	36%	50%	18%	9%				29%	42%	66%	58%	42%	50%				52%
Defending %	1	6	2	6	5				20	2	2	2	1	2				9
	9%	54%	20%	54%	45%				37%	28%	33%	16%	14%	25%				22%
Counterattacking %	0	0	0	0	0				0	1	0	0	1	0				2
	0%	0%	0%	0%	0%				0%	14%	0%	0%	14%	0%				5%
Other %	0	0	0	0	0				0	0	0	0	0	0				0
	0%	0%	0%	0%	0%				0%	0%	0%	0%	0%	0%				0%
Biggest lead	5	5	3	4	3					2	1	3	0	1				
Handedness/Grip	Right/									Right/								

Game Progress

1	ALI SALEH Ahm. (EGY)	*0	1	*1	3	*5	7	*8	9	*10	11			
	DAVIS Kyle (AUS)	0	*1	3	*3	3	*3	4	*5	6	7			
2	ALI SALEH Ahm. (EGY)	0	*1	2	*3	4	*6	7	*8	10	11			
	DAVIS Kyle (AUS)	*0	1	*2	3	*4	4	*5	6	*6	6			
3	ALI SALEH Ahm. (EGY)	*0	0	*1	3	*4	6	*7	8	*9	10	*10	10	10
	DAVIS Kyle (AUS)	0	*2	3	*3	4	*4	5	*6	7	*8	10	*11	12
4	ALI SALEH Ahm. (EGY)	0	*1	3	*4	5	*6	7	*8	10	11			
	DAVIS Kyle (AUS)	*0	1	*1	2	*3	4	*5	6	*6	7			
5	ALI SALEH Ahm. (EGY)	*0	1	*2	3	*4	6	*7	8	*9	10	11		
	DAVIS Kyle (AUS)	0	*1	2	*3	4	*4	5	*6	7	*8	8		

Legend:

** Denotes server.

MS Men's Singles



MATCH RESULTS

单打比赛成绩 / RÉSULTAT DU MATCH

BOBOCICA Mihai (ITA) 4-2 NOROUZI Afshin (IRI)

Game Summary		Match	Game 1	Game 2	Game 3	Game 4	Game 5	Game 6	Game 7
BOBOCICA Mihai	ITA	4	11	10	11	9	11	12	
NOROUZI Afshin	IRI	2	7	12	6	11	4	10	
Duration		38min	3min	5min	3min	4min	3min	6min	

Match No.: MS13 Table: 3

Umpires: ZHANG Yingqiu (CHN) McSHANE Mick (AUS)

Game Statistics	BOBOCICA Mihai (ITA)							Match	NOROUZI Afshin (IRI)							Match	
	Game								Match	Game							
	1	2	3	4	5	6	7			1	2	3	4	5	6		7
Points won	11	10	11	9	11	12		64	7	12	6	11	4	10		50	
Service %	2	3	2	1	2	0		10	2	2	0	0	1	0		5	
	18%	30%	18%	11%	18%	0%		15%	28%	16%	0%	0%	25%	0%		10%	
Third Ball %	4	1	3	0	0	1		9	3	0	1	0	0		5		
	36%	10%	27%	0%	0%	8%		14%	42%	0%	16%	9%	0%	0%		10%	
Attacking %	2	3	5	4	8	7		29	1	4	3	4	0	4		16	
	18%	30%	45%	44%	72%	58%		45%	14%	33%	50%	36%	0%	40%		32%	
Defending %	1	3	1	3	0	4		12	1	5	2	4	1	5		18	
	9%	30%	9%	33%	0%	33%		18%	14%	41%	33%	36%	25%	50%		36%	
Counterattacking %	2	0	0	1	1	0		4	0	1	0	1	2	1		5	
	18%	0%	0%	11%	9%	0%		6%	0%	8%	0%	9%	50%	10%		10%	
Other %	0	0	0	0	0	0		0	0	0	0	1	0	0		1	
	0%	0%	0%	0%	0%	0%		0%	0%	0%	0%	9%	0%	0%		2%	
Biggest lead	4	1	5	0	7	2			1	6	1	6	2	4			
Handedness/Grip	Right/								Left/								

Game Progress

1	BOBOCICA Mihai (ITA)	0	*1	3	*4	5	*5	7	*8	10	11			
	NOROUZI Afshin (IRI)	*0	1	*1	2	*3	5	*5	6	*6	7			
2	BOBOCICA Mihai (ITA)	*0	1	*2	2	*3	3	*3	5	*7	9	*10	10	10
	NOROUZI Afshin (IRI)	0	*1	2	*4	5	*7	9	*9	9	*9	10	*11	12
3	BOBOCICA Mihai (ITA)	0	*1	3	*3	4	*6	6	*8	10	11			
	NOROUZI Afshin (IRI)	*0	1	*1	3	*4	4	*6	6	*6	6			
4	BOBOCICA Mihai (ITA)	*0	0	*1	1	*1	3	*4	5	*6	8	9		
	NOROUZI Afshin (IRI)	0	*2	3	*5	7	*7	8	*9	10	*10	11		
5	BOBOCICA Mihai (ITA)	0	*0	2	*4	6	*7	8	*10	11				
	NOROUZI Afshin (IRI)	*0	2	*2	2	*2	3	*4	4	4				
6	BOBOCICA Mihai (ITA)	*0	1	*1	1	*2	4	*4	6	*8	8	*10	11	12
	NOROUZI Afshin (IRI)	0	*1	3	*5	6	*6	8	*8	8	*10	10	*10	10

Legend:

** Denotes server. MS Men's Singles



MATCH RESULTS

单打比赛成绩 / RESULTAT DU MATCH

ACHANTA Sharath Kamal (IND) 4-2 CARNEROS Alfredo (ESP)

Game Summary		Match	Game 1	Game 2	Game 3	Game 4	Game 5	Game 6	Game 7
ACHANTA Sharath Kamal	IND	4	6	12	11	9	11	11	
CARNEROS Alfredo	ESP	2	11	10	8	11	6	7	
Duration		45min	4min	6min	6min	5min	5min	5min	

Match No.: MS14 Table: 3

Umpires: LIU Jie (CHN)

BOUDJEHEM Abdellah (ALG)

Game Statistics	ACHANTA Sharath Kamal (IND)							Match	CARNEROS Alfredo (ESP)							Match
	Game								Game							
	1	2	3	4	5	6	7		1	2	3	4	5	6	7	
Points won	6	12	11	9	11	11		60	11	10	8	11	6	7		53
Service %	0%	1%	1%	3%	0%	1%		6%	0%	0%	0%	0%	0%	0%		0%
Third Ball %	0%	4%	1%	0%	1%	2%		8%	3%	2%	0%	0%	1%	1%		7%
Attacking %	4%	4%	7%	6%	4%	3%		28%	4%	7%	6%	9%	4%	6%		36%
Defending %	1%	3%	2%	0%	4%	5%		15%	4%	1%	2%	2%	1%	0%		10%
Counterattacking %	0%	0%	0%	0%	1%	0%		1%	0%	0%	0%	0%	0%	0%		0%
Other %	1%	0%	0%	0%	1%	0%		2%	0%	0%	0%	0%	0%	0%		0%
Biggest lead	2	4	4	3	6	5			5	0	0	2	0	2		
Handedness/Grip	Right/								Left/							

Game Progress

1	ACHANTA Shara. (IND)	*2	2	*3	4	*5	5	*6	6	6		
	CARNEROS Alfre. (ESP)	0	*2	3	*4	5	*7	8	*10	11		
2	ACHANTA Shara. (IND)	*0	2	*4	7	*7	8	*8	10	*10	11	12
	CARNEROS Alfre. (ESP)	0	*0	0	*3	5	*6	8	*8	10	*10	10
3	ACHANTA Shara. (IND)	0	*2	3	*4	6	*6	7	*8	9	*10	11
	CARNEROS Alfre. (ESP)	*0	0	*1	2	*2	4	*5	6	*7	8	8
4	ACHANTA Shara. (IND)	*0	2	*3	4	*5	6	*7	8	*8	9	9
	CARNEROS Alfre. (ESP)	0	*0	1	*2	3	*4	5	*6	8	*9	11
5	ACHANTA Shara. (IND)	0	*2	4	*5	7	*7	9	*10	10	11	
	CARNEROS Alfre. (ESP)	*0	0	*0	1	*1	3	*3	4	*6	6	
6	ACHANTA Shara. (IND)	*0	1	*1	3	*5	6	*8	9	*10	11	
	CARNEROS Alfre. (ESP)	0	*1	3	*3	3	*4	4	*5	6	7	

Legend:

** Denotes server.

MS Men's Singles



MATCH RESULTS

单打比赛成绩 / RÉSULTAT DU MATCH

DOAN Kien Quoc (VIE) 4-2 LEGOUT Christophe (FRA)

Game Summary		Match	Game 1	Game 2	Game 3	Game 4	Game 5	Game 6	Game 7
DOAN Kien Quoc	VIE	4	10	11	11	6	11	14	
LEGOUT Christophe	FRA	2	12	7	6	11	9	12	
Duration		43min	5min	4min	4min	4min	5min	6min	

Match No.: MS15 Table: 1

Umpires: XU Yumei (CHN) CHEUNG Ka Wing (HKG)

Game Statistics	DOAN Kien Quoc (VIE)							Match	LEGOUT Christophe (FRA)							Match
	Game								Game							
	1	2	3	4	5	6	7		1	2	3	4	5	6	7	
Points won	10	11	11	6	11	14		63	12	7	6	11	9	12		57
Service %	0	3	1	0	2	2		8	3	1	0	3	3	1		11
	0%	27%	9%	0%	18%	14%		12%	25%	14%	0%	27%	33%	8%		19%
Third Ball %	4	0	4	2	0	3		13	4	1	3	3	0	5		16
	40%	0%	36%	33%	0%	21%		20%	33%	14%	50%	27%	0%	41%		28%
Attacking %	3	5	2	2	4	6		22	2	1	1	1	0	1		6
	30%	45%	18%	33%	36%	42%		34%	16%	14%	16%	9%	0%	8%		10%
Defending %	2	3	4	1	5	3		18	3	4	2	3	5	4		21
	20%	27%	36%	16%	45%	21%		28%	25%	57%	33%	27%	55%	33%		36%
Counterattacking %	1	0	0	0	0	0		1	0	0	0	1	1	0		2
	10%	0%	0%	0%	0%	0%		1%	0%	0%	0%	9%	11%	0%		3%
Other %	0	0	0	1	0	0		1	0	0	0	0	0	1		1
	0%	0%	0%	16%	0%	0%		1%	0%	0%	0%	0%	0%	8%		1%
Biggest lead	3	4	5	0	2	1			2	0	0	5	5	5		
Handedness/Grip	/								Left/							

Game Progress

1	DOAN Kien Quoc (VIE)	0	*2	4	*5	6	*6	8	*8	10	*10	10	10	10				
	LEGOUT Christo. (FRA)	*2	2	*2	3	*4	6	*6	8	*8	10	*11	12	12				
2	DOAN Kien Quoc (VIE)	0	*1	3	*5	5	*5	7	*7	9	11							
	LEGOUT Christo. (FRA)	*0	1	*1	1	*3	5	*5	7	*7	7							
3	DOAN Kien Quoc (VIE)	*0	2	*3	3	*4	6	*7	9	*10	11							
	LEGOUT Christo. (FRA)	0	*0	1	*3	4	*4	5	*5	6	6							
4	DOAN Kien Quoc (VIE)	*0	1	*1	3	*3	5	*6	6	6								
	LEGOUT Christo. (FRA)	0	*3	5	*5	7	*7	8	*10	11								
5	DOAN Kien Quoc (VIE)	*0	1	*1	1	*2	3	*4	5	*7	9	11						
	LEGOUT Christo. (FRA)	0	*1	3	*5	6	*7	8	*9	9	*9	9						
6	DOAN Kien Quoc (VIE)	0	*0	0	*1	3	*3	5	*6	8	*9	10	*11	11	*12	12	*13	14
	LEGOUT Christo. (FRA)	*0	2	*4	5	*5	7	*7	8	*8	9	*10	10	*11	11	*12	12	12

Legend:

** Denotes server. MS Men's Singles



MATCH RESULTS

单打比赛成绩 / RESULTAT DU MATCH

LIN Ju (DOM) 4-1 APOLONIA Tiago (POR)

Game Summary		Match	Game 1	Game 2	Game 3	Game 4	Game 5	Game 6	Game 7
LIN Ju	DOM	4	2	13	11	11	12		
APOLONIA Tiago	POR	1	11	11	4	5	10		
Duration		32min	2min	6min	3min	4min	6min		

Match No.: MS16 Table: 2

Umpires: LIU Jingli (CHN) GOMEZ Marco (VEN)

Game Statistics	LIN Ju (DOM)							Match	APOLONIA Tiago (POR)							Match	
	Game								Match	Game							
	1	2	3	4	5	6	7			1	2	3	4	5	6		7
Points won	2	13	11	11	12			49	11	11	4	5	10			41	
Service %	1 50%	2 15%	0 0%	0 0%	2 16%			5 10%	2 18%	0 0%	1 25%	0 0%	2 20%			5 12%	
Third Ball %	0 0%	1 7%	3 27%	0 0%	1 8%			5 10%	0 0%	3 27%	0 0%	0 0%	0 0%			3 7%	
Attacking %	1 50%	2 15%	4 36%	7 63%	5 41%			19 38%	6 54%	5 45%	3 75%	4 80%	4 40%			22 53%	
Defending %	0 0%	7 53%	4 36%	4 36%	1 8%			16 32%	0 0%	3 27%	0 0%	1 20%	3 30%			7 17%	
Counterattacking %	0 0%	1 7%	0 0%	0 0%	2 16%			3 6%	3 27%	0 0%	0 0%	0 0%	1 10%			4 9%	
Other %	0 0%	0 0%	0 0%	0 0%	1 8%			1 2%	0 0%	0 0%	0 0%	0 0%	0 0%			0 0%	
Biggest lead	0	4	7	6	2				9	0	0	2	3				
Handedness/Grip	/								Right/								

Game Progress

1	LIN Ju (DOM)	0	*0	1	*1	2	*2	2	2	2								
	APOLONIA Tiago (POR)	*0	2	*3	5	*6	8	*10	11									
2	LIN Ju (DOM)	*0	1	*3	5	*6	6	*7	8	*9	10	*10	11	*11	12	13		
	APOLONIA Tiago (POR)	0	*1	1	*1	2	*4	5	*6	7	*8	10	*10	11	*11	11		
3	LIN Ju (DOM)	0	*1	3	*4	5	*6	8	*10	11								
	APOLONIA Tiago (POR)	*0	1	*1	2	*3	4	*4	4	4								
4	LIN Ju (DOM)	*0	0	*2	3	*4	5	*7	9	11								
	APOLONIA Tiago (POR)	0	*2	2	*3	4	*5	5	*5	5								
5	LIN Ju (DOM)	0	*1	1	*2	4	*5	7	*8	8	*8	10	*11	12				
	APOLONIA Tiago (POR)	*0	1	*3	4	*4	5	*5	6	*8	10	*10	10	10				

Legend:

** Denotes server.

MS Men's Singles



MATCH RESULTS

单打比赛成绩 / RESULTAT DU MATCH

GIONIS Panagiotis (GRE) 4-0 TSUBOI Gustavo (BRA)

Game Summary		Match	Game 1	Game 2	Game 3	Game 4	Game 5	Game 6	Game 7
GIONIS Panagiotis	GRE	4	11	11	11	11			
TSUBOI Gustavo	BRA	0	7	3	5	5			
Duration		22min	4min	3min	3min	4min			

Match No.: MS17 Table: 2

Umpires: ZHANG Yingqiu (CHN) McSHANE Mick (AUS)

Game Statistics	GIONIS Panagiotis (GRE)								TSUBOI Gustavo (BRA)							
	Game							Match	Game							Match
	1	2	3	4	5	6	7		1	2	3	4	5	6	7	
Points won	11	11	11	11				44	7	3	5	5				20
Service %	1 9%	1 9%	3 27%	0 0%				5 11%	1 14%	0 0%	0 0%	0 0%				1 5%
Third Ball %	3 27%	0 0%	0 0%	0 0%				3 6%	0 0%	1 33%	0 0%	0 0%				1 5%
Attacking %	1 9%	4 36%	1 9%	1 9%				7 15%	6 85%	2 66%	5 100%	4 80%				17 85%
Defending %	6 54%	5 45%	6 54%	8 72%				25 56%	0 0%	0 0%	0 0%	1 20%				1 5%
Counterattacking %	0 0%	0 0%	1 9%	2 18%				3 6%	0 0%	0 0%	0 0%	0 0%				0 0%
Other %	0 0%	1 9%	0 0%	0 0%				1 2%	0 0%	0 0%	0 0%	0 0%				0 0%
Biggest lead	4	8	6	6					0	0	0	0				
Handedness/Grip	Right/								Left/							

Game Progress

1	GIONIS Panagio. (GRE)	*0	2	2	*2	4	*5	6	*7	8	*9	11
	TSUBOI Gustavo (BRA)	0	*0	*1	2	*2	3	*4	5	*6	7	7
2	GIONIS Panagio. (GRE)	0	*1	3	*5	6	*7	9	11			
	TSUBOI Gustavo (BRA)	*0	1	*1	1	*2	3	*3	3			
3	GIONIS Panagio. (GRE)	*0	2	*3	5	*5	7	*9	9	11		
	TSUBOI Gustavo (BRA)	0	*0	1	*1	3	*3	3	*5	5		
4	GIONIS Panagio. (GRE)	0	*2	3	*4	6	*7	8	*10	11		
	TSUBOI Gustavo (BRA)	*0	0	*1	2	*2	3	*4	4	5		

Legend:

** Denotes server. MS Men's Singles



MATCH RESULTS

单打比赛成绩 / RÉSULTAT DU MATCH

FREITAS Marcos (POR) 4-1 LASHIN El-Sayed (EGY)

Game Summary		Match	Game 1	Game 2	Game 3	Game 4	Game 5	Game 6	Game 7
FREITAS Marcos	POR	4	10	11	11	11	11		
LASHIN El-Sayed	EGY	1	12	4	8	8	6		
Duration		36min	6min	3min	5min	5min	4min		

Match No.: MS18 Table: 3

Umpires: BOUDJEHEM Abdellah (ALG) LIU Jie (CHN)

Game Statistics	FREITAS Marcos (POR)								LASHIN El-Sayed (EGY)							
	Game							Match	Game							Match
	1	2	3	4	5	6	7		1	2	3	4	5	6	7	
Points won	10	11	11	11	11			54	12	4	8	8	6			38
Service %	0	0	2	0	0			2	0	1	0	0	0			1
	0%	0%	18%	0%	0%			3%	0%	25%	0%	0%	0%			2%
Third Ball %	1	4	0	0	1			6	3	2	1	0	0			6
	10%	36%	0%	0%	9%			11%	25%	50%	12%	0%	0%			15%
Attacking %	5	5	8	7	9			34	5	0	5	7	5			22
	50%	45%	72%	63%	81%			62%	41%	0%	62%	87%	83%			57%
Defending %	3	1	0	3	1			8	3	1	2	0	1			7
	30%	9%	0%	27%	9%			14%	25%	25%	25%	0%	16%			18%
Counterattacking %	0	1	1	0	0			2	1	0	0	1	0			2
	0%	9%	9%	0%	0%			3%	8%	0%	0%	12%	0%			5%
Other %	1	0	0	1	0			2	0	0	0	0	0			0
	10%	0%	0%	9%	0%			3%	0%	0%	0%	0%	0%			0%
Biggest lead	1	7	4	5	5				3	0	1	0	1			
Handedness/Grip	Left/								Right/							

Game Progress

1	FREITAS Marcos (POR)	*0	0	*2	2	*3	5	*5	8	*10	10	10
	LASHIN El-Sayed (EGY)	0	*2	2	*4	5	*5	7	*10	10	*11	12
2	FREITAS Marcos (POR)	0	*2	4	*4	5	*7	9	*10	11		
	LASHIN El-Sayed (EGY)	*0	0	*0	2	*3	3	*3	4	4		
3	FREITAS Marcos (POR)	*0	1	*2	4	*4	6	*7	8	*10	10	11
	LASHIN El-Sayed (EGY)	0	*1	2	*2	4	*4	5	*6	6	*8	8
4	FREITAS Marcos (POR)	0	*1	2	*4	6	*6	8	*9	9	*10	11
	LASHIN El-Sayed (EGY)	*0	1	*2	2	*2	4	*4	5	*7	8	8
5	FREITAS Marcos (POR)	*0	1	*3	5	*6	6	*7	8	*10	11	
	LASHIN El-Sayed (EGY)	0	*1	1	*1	2	*4	5	*6	6	6	

Legend:

** Denotes server.

MS Men's Singles



MATCH RESULTS

单打比赛成绩 / RÉSULTAT DU MATCH

GARDOS Robert (AUT) 4-3 RI Chol Guk (PRK)

Game Summary		Match	Game 1	Game 2	Game 3	Game 4	Game 5	Game 6	Game 7
GARDOS Robert	AUT	4	6	8	9	11	11	11	11
RI Chol Guk	PRK	3	11	11	11	9	1	5	9
Duration		50min	4min	4min	5min	6min	2min	4min	6min

Match No.: MS19 Table: 1

Umpires: CHEUNG Ka Wing (HKG) XU Yumei (CHN)

Game Statistics	GARDOS Robert (AUT)								RI Chol Guk (PRK)							
	Game							Match	Game							Match
	1	2	3	4	5	6	7		1	2	3	4	5	6	7	
Points won	6	8	9	11	11	11	11	67	11	11	11	9	1	5	9	57
Service %	16%	0%	0%	0%	9%	18%	0%	4%	9%	0%	9%	0%	100%	20%	0%	7%
Third Ball %	0%	0%	22%	0%	9%	18%	9%	6%	9%	36%	18%	11%	0%	20%	44%	13%
Attacking %	50%	50%	55%	81%	45%	36%	45%	52%	54%	9%	27%	22%	0%	40%	33%	29%
Defending %	33%	25%	0%	18%	27%	27%	45%	25%	18%	54%	36%	55%	0%	20%	11%	33%
Counterattacking %	0%	0%	22%	0%	0%	0%	0%	2%	9%	0%	9%	11%	0%	0%	11%	7%
Other %	0%	25%	0%	0%	9%	0%	0%	4%	0%	0%	0%	0%	0%	0%	0%	0%
Biggest lead	1	0	2	3	10	6	3		5	4	2	2	0	0	1	
Handedness/Grip	Right/								Right/							

Game Progress

1	GARDOS Robert (AUT)	0	*1	2	*2	2	*3	4	*5	6	6	
	RI Chol Guk (PRK)	*0	1	*2	4	*6	7	*8	9	*10	11	
2	GARDOS Robert (AUT)	*0	0	*1	3	*4	4	*5	5	*6	8	
	RI Chol Guk (PRK)	0	*2	3	*3	4	*6	7	*9	10	*10	11
3	GARDOS Robert (AUT)	0	*2	2	*3	4	*6	6	*6	8	*9	9
	RI Chol Guk (PRK)	*0	0	*2	3	*4	4	*6	8	*8	9	11
4	GARDOS Robert (AUT)	*0	1	*2	4	*5	6	*7	7	*7	9	11
	RI Chol Guk (PRK)	0	*1	2	*2	3	*4	5	*7	9	*9	9
5	GARDOS Robert (AUT)	0	*2	4	*6	8	*9	11				
	RI Chol Guk (PRK)	*0	0	*0	0	*0	1	1				
6	GARDOS Robert (AUT)	*0	2	*3	4	*5	6	*8	10	11		
	RI Chol Guk (PRK)	0	*0	1	*2	3	*4	4	*4	5		
7	GARDOS Robert (AUT)	0	*1	3	*4	5	*6	7	*8	8	*9	11
	RI Chol Guk (PRK)	*0	1	*1	2	*3	4	*5	6	*8	9	9

Legend:

** Denotes server.

MS Men's Singles



MATCH RESULTS

单打比赛成绩 / RESULTAT DU MATCH

KARAKASEVIC Aleksandar (SRB) 4-1 ZENG Cem (TUR)

Game Summary		Match	Game 1	Game 2	Game 3	Game 4	Game 5	Game 6	Game 7
KARAKASEVIC Aleksandar	SRB	4	11	13	11	9	11		
ZENG Cem	TUR	1	8	11	7	11	1		
Duration		27min	4min	5min	4min	4min	2min		

Match No.: MS20 Table: 4

Umpires: GOMEZ Marco (VEN) LIU Jingli (CHN)

Game Statistics	KARAKASEVIC Aleksandar (SRB)							Match	ZENG Cem (TUR)							Match	
	Game								Match	Game							
	1	2	3	4	5	6	7			1	2	3	4	5	6		7
Points won	11	13	11	9	11			55	8	11	7	11	1			38	
Service %	0	1	1	2	0			4	0	1	0	1	0			2	
Third Ball %	0%	7%	9%	22%	0%			7%	0%	9%	0%	9%	0%			5%	
Attacking %	2	2	2	1	3			10	1	0	2	1	0			4	
Defending %	18%	15%	18%	11%	27%			18%	12%	0%	28%	9%	0%			10%	
Counterattacking %	6	7	6	6	6			31	5	8	3	6	0			22	
Other %	54%	53%	54%	66%	54%			56%	62%	72%	42%	54%	0%			57%	
Biggest lead	3	3	1	0	1			8	2	2	2	3	0			9	
Handedness/Grip	27%	23%	9%	0%	9%			14%	25%	18%	28%	27%	0%			23%	
	0	0	0	0	0			0	0	0	0	0	0			0	
	0%	0%	0%	0%	0%			0%	0%	0%	0%	0%	0%			0%	
	0	0	1	0	1			2	0	0	0	0	1			1	
	0%	0%	9%	0%	9%			3%	0%	0%	0%	0%	100%			2%	
	3	2	4	1	10				0	3	0	5	0				
	Left/								Left/								

Game Progress

1	KARAKASEVIC A. (SRB)	0	*2	3	*4	5	*6	7	*8	8	*10	11				
	ZENG Cem (TUR)	*0	0	*1	2	*3	4	*5	6	*8	8	8				
2	KARAKASEVIC A. (SRB)	*0	1	*2	3	*4	5	*5	7	*7	8	*10	10	*11	12	13
	ZENG Cem (TUR)	0	*1	2	*3	4	*5	7	*7	9	*10	10	*11	11	*11	11
3	KARAKASEVIC A. (SRB)	0	*2	3	*4	6	*7	8	*8	9	11					
	ZENG Cem (TUR)	*0	0	*1	2	*2	3	*4	6	*7	7					
4	KARAKASEVIC A. (SRB)	*0	1	*2	2	*3	3	*4	5	*7	9	9				
	ZENG Cem (TUR)	0	*1	2	*4	5	*7	8	*9	9	*9	11				
5	KARAKASEVIC A. (SRB)	0	*2	4	*6	8	*10	11								
	ZENG Cem (TUR)	*0	0	*0	0	*0	0	1								

Legend:

** Denotes server. MS Men's Singles



MATCH RESULTS

单打比赛成绩 / RÉSULTAT DU MATCH

JAKAB Janos (HUN) 4-3 CHILA Patrick (FRA)

Game Summary		Match	Game 1	Game 2	Game 3	Game 4	Game 5	Game 6	Game 7
JAKAB Janos	HUN	4	7	10	9	11	11	11	11
CHILA Patrick	FRA	3	11	12	11	7	1	8	9
Duration		45min	4min	5min	3min	3min	2min	5min	6min

Match No.: MS21 Table: 1

Umpires: DZIOBA Greg (CAN) ZHANG Yingqiu (CHN)

Game Statistics	JAKAB Janos (HUN)								CHILA Patrick (FRA)							
	Game							Match	Game							Match
	1	2	3	4	5	6	7		1	2	3	4	5	6	7	
Points won	7	10	9	11	11	11	11	70	11	12	11	7	1	8	9	59
Service %	14%	10%	11%	27%	27%	0%	0%	12%	18%	8%	9%	14%	0%	25%	0%	11%
Third Ball %	0%	0%	11%	9%	18%	27%	27%	14%	9%	25%	9%	0%	0%	12%	11%	11%
Attacking %	42%	50%	33%	27%	27%	45%	54%	40%	45%	33%	45%	42%	100%	25%	33%	38%
Defending %	28%	40%	33%	27%	27%	27%	18%	28%	27%	33%	36%	28%	0%	37%	55%	35%
Counterattacking %	0%	0%	11%	0%	0%	0%	0%	1%	0%	0%	0%	0%	0%	0%	0%	0%
Other %	14%	0%	0%	9%	0%	0%	0%	2%	0%	0%	0%	14%	0%	0%	0%	1%
Biggest lead	1	4	1	4	10	3	3		4	2	5	1	0	5	2	
Handedness/Grip	Right/								Left/							

Game Progress

1	JAKAB Janos (HUN)	*0	1	*2	3	*3	3	*5	6	*7	7			
	CHILA Patrick (FRA)	0	*1	2	*3	5	*7	7	*8	9	11			
2	JAKAB Janos (HUN)	0	*1	3	*5	5	*7	7	*7	8	*9	10	*10	10
	CHILA Patrick (FRA)	*0	1	*1	1	*3	3	*5	7	*8	9	*10	11	12
3	JAKAB Janos (HUN)	*0	1	*1	2	*2	3	*4	5	*7	9	9		
	CHILA Patrick (FRA)	0	*1	3	*4	6	*7	8	*9	9	*9	11		
4	JAKAB Janos (HUN)	0	*1	2	*3	5	*6	7	*8	9	11			
	CHILA Patrick (FRA)	*0	1	*2	3	*3	4	*5	6	*7	7			
5	JAKAB Janos (HUN)	*0	2	*3	5	*7	9	11						
	CHILA Patrick (FRA)	0	*0	1	*1	1	*1	1						
6	JAKAB Janos (HUN)	0	*0	1	*1	2	*3	4	*6	8	*10	11		
	CHILA Patrick (FRA)	*0	2	*3	5	*6	7	*8	8	*8	8	8		
7	JAKAB Janos (HUN)	*0	2	*3	3	*5	5	*6	7	*7	9	11		
	CHILA Patrick (FRA)	0	*0	1	*3	3	*5	6	*7	9	*9	9		

Legend:

** Denotes server. MS Men's Singles



MATCH RESULTS

单打比赛成绩 / RESULTAT DU MATCH

BLASZCZYK Lucjan (POL) 4-0 SAKA Suraju (CGO)

Game Summary		Match	Game 1	Game 2	Game 3	Game 4	Game 5	Game 6	Game 7
BLASZCZYK Lucjan	POL	4	11	11	13	11			
SAKA Suraju	CGO	0	9	3	11	2			
Duration		24min	4min	2min	7min	3min			

Match No.: MS22 Table: 3

Umpires: SETA Yukito (JPN) ROBERTS Averil (NZL)

Game Statistics	BLASZCZYK Lucjan (POL)								SAKA Suraju (CGO)							
	Game							Match	Game							Match
	1	2	3	4	5	6	7		1	2	3	4	5	6	7	
Points won	11	11	13	11				46	9	3	11	2				25
Service %	2	1	4	2				9	2	1	2	0				5
	18%	9%	30%	18%				19%	22%	33%	18%	0%				20%
Third Ball %	2	0	2	2				6	2	0	2	0				4
	18%	0%	15%	18%				13%	22%	0%	18%	0%				16%
Attacking %	6	7	6	6				25	1	0	5	1				7
	54%	63%	46%	54%				54%	11%	0%	45%	50%				28%
Defending %	1	3	0	1				5	2	2	2	1				7
	9%	27%	0%	9%				10%	22%	66%	18%	50%				28%
Counterattacking %	0	0	0	0				0	0	0	0	0				0
	0%	0%	0%	0%				0%	0%	0%	0%	0%				0%
Other %	0	0	1	0				1	2	0	0	0				2
	0%	0%	7%	0%				2%	22%	0%	0%	0%				8%
Biggest lead	3	8	2	9					1	1	2	1				
Handedness/Grip	Right/								Right/							

Game Progress

1	BLASZCZYK Lucj. (POL)	*0	2	*2	3	*4	5	*7	8	*9	10	11				
	SAKA Suraju (CGO)	0	*0	2	*3	4	*5	5	*6	7	*8	9				
2	BLASZCZYK Lucj. (POL)	0	*1	3	*5	6	*8	9	11							
	SAKA Suraju (CGO)	*0	1	*1	1	*2	2	*3	3							
3	BLASZCZYK Lucj. (POL)	*0	1	*2	2	*3	4	*5	7	*8	9	*10	11	*11	12	13
	SAKA Suraju (CGO)	0	*1	2	*4	5	*6	7	*7	8	*9	10	*10	11	*11	11
4	BLASZCZYK Lucj. (POL)	0	*1	3	*5	7	*9	10	11							
	SAKA Suraju (CGO)	*0	1	*1	1	*1	1	*2	2							

Legend:

** Denotes server. MS Men's Singles



MATCH RESULTS

单打比赛成绩 / RESULTAT DU MATCH

HENZELL William (AUS) 4-2 LUNDQVIST Jens (SWE)

Game Summary		Match	Game 1	Game 2	Game 3	Game 4	Game 5	Game 6	Game 7
HENZELL William	AUS	4	15	11	8	5	12	11	
LUNDQVIST Jens	SWE	2	13	9	11	11	10	3	
Duration		44min	8min	6min	5min	3min	6min	4min	

Match No.: MS23 Table: 4

Umpires: ZHANG Yingqiu (CHN) SWEID Sameer (SYR)

Game Statistics	HENZELL William (AUS)							Match	LUNDQVIST Jens (SWE)							Match
	Game								Game							
	1	2	3	4	5	6	7		1	2	3	4	5	6	7	
Points won	15	11	8	5	12	11		62	13	9	11	11	10	3		57
Service %	0%	0%	12%	20%	25%	0%		5%	7%	22%	9%	18%	20%	33%		15%
Third Ball %	2%	3%	2%	0%	3%	3%		13%	2%	1%	1%	1%	0%		6%	
Attacking %	20%	9%	0%	0%	8%	27%		12%	7%	33%	18%	30%	0%		19%	
Defending %	8%	5%	3%	4%	3%	4%		27%	8%	1%	6%	2%	4%	2%	23%	
Counterattacking %	13%	18%	25%	0%	16%	9%		14%	7%	22%	9%	27%	0%	0%	12%	
Other %	0%	0%	0%	0%	0%	0%		0%	0%	0%	0%	9%	0%	0%	1%	
Biggest lead	3	3	0	1	6	8			2	3	3	6	1	2		
Handedness/Grip	Right/								Right/							

Game Progress

1	HENZELL William (AUS)	*0	0	*2	3	*4	5	*6	8	*9	10	*10	10	*11	12	*12	12	*13	14	15
	LUNDQVIST Jens (SWE)	0	*2	2	*3	4	*5	6	*6	7	*8	10	*11	11	*11	12	*13	13	*13	13
2	HENZELL William (AUS)	0	*2	3	*4	4	*4	5	*7	8	*9	11								
	LUNDQVIST Jens (SWE)	*0	0	*1	2	*4	6	*7	7	*8	9	9								
3	HENZELL William (AUS)	*0	1	*1	2	*3	4	*6	6	*7	8	8								
	LUNDQVIST Jens (SWE)	0	*1	3	*4	5	*6	6	*8	9	*10	11								
4	HENZELL William (AUS)	0	*1	1	*1	2	*3	3	*5	5										
	LUNDQVIST Jens (SWE)	*0	1	*3	5	*6	7	*9	9	11										
5	HENZELL William (AUS)	*0	1	*2	4	*6	8	*8	9	*9	9	*10	11	12						
	LUNDQVIST Jens (SWE)	0	*1	2	*2	2	*2	4	*5	7	*9	10	*10	10						
6	HENZELL William (AUS)	0	*0	2	*3	5	*7	9	11											
	LUNDQVIST Jens (SWE)	*0	2	*2	3	*3	3	*3	3											

Legend:

** Denotes server. MS Men's Singles



MATCH RESULTS

单打比赛成绩 / RESULTAT DU MATCH

KISHIKAWA Seiya (JPN) 4-2 ZHANG Peng (CAN)

Game Summary		Match	Game 1	Game 2	Game 3	Game 4	Game 5	Game 6	Game 7
KISHIKAWA Seiya	JPN	4	11	9	11	8	11	11	
ZHANG Peng	CAN	2	9	11	6	11	5	9	
Duration		47min	5min	6min	4min	5min	4min	7min	

Match No.: MS24 Table: 1

Umpires: WULZ Wolfgang (AUT) LUO Jing (CHN)

Game Statistics	KISHIKAWA Seiya (JPN)							Match	ZHANG Peng (CAN)							Match
	Game								Game							
	1	2	3	4	5	6	7		1	2	3	4	5	6	7	
Points won	11	9	11	8	11	11		61	9	11	6	11	5	9		51
Service %	3 27%	0 0%	1 9%	1 12%	2 18%	1 9%		8 13%	0 0%	2 18%	1 16%	1 9%	0 0%	0 0%		4 7%
Third Ball %	2 18%	0 0%	1 9%	0 0%	0 0%	0 0%		3 4%	1 11%	1 9%	1 16%	0 0%	0 0%	0 0%		3 5%
Attacking %	2 18%	5 55%	4 36%	3 37%	5 45%	8 72%		27 44%	4 44%	6 54%	2 33%	4 36%	4 80%	7 77%		27 52%
Defending %	3 27%	3 33%	4 36%	3 37%	3 27%	2 18%		18 29%	4 44%	1 9%	2 33%	4 36%	1 20%	1 11%		13 25%
Counterattacking %	1 9%	1 11%	0 0%	1 12%	1 9%	0 0%		4 6%	0 0%	1 9%	0 0%	2 18%	0 0%	1 11%		4 7%
Other %	0 0%	0 0%	1 9%	0 0%	0 0%	0 0%		1 1%	0 0%	0 0%	0 0%	0 0%	0 0%	0 0%		0 0%
Biggest lead	2	0	5	2	6	2		1	3	2	3	0	1			
Handedness/Grip	Right/								Right/							

Game Progress

1	KISHIKAWA Sei. (JPN)	0	*1	3	*3	5	*5	6	*7	9	*9	11	ZHANG Peng (CAN)	*0	1	*1	3	*3	5	*6	7	*7	9	9
2	KISHIKAWA Sei. (JPN)	*0	0	*1	3	*3	4	*5	6	*8	9	9	ZHANG Peng (CAN)	0	*2	3	*3	5	*6	7	*8	8	*9	11
3	KISHIKAWA Sei. (JPN)	0	*0	2	*4	6	*7	8	*9	10	11	ZHANG Peng (CAN)	*0	2	*2	2	*2	3	*4	5	*6	6		
4	KISHIKAWA Sei. (JPN)	*0	1	*3	3	*4	6	*6	7	*7	8	8	ZHANG Peng (CAN)	0	*1	1	*3	4	*4	6	*7	9	*10	11
5	KISHIKAWA Sei. (JPN)	0	*2	3	*4	6	*7	9	*9	11	ZHANG Peng (CAN)	*0	0	*1	2	*2	3	*3	5	5				
6	KISHIKAWA Sei. (JPN)	*0	1	*2	3	*4	5	*6	7	*8	9	11	ZHANG Peng (CAN)	0	*1	2	*3	4	*5	6	*7	8	*9	9

Legend:

** Denotes server. MS Men's Singles



MATCH RESULTS

单打比赛成绩 / RÉSULTAT DU MATCH

JANG Song Man (PRK) 4-2 LIU Song (ARG)

Game Summary		Match	Game 1	Game 2	Game 3	Game 4	Game 5	Game 6	Game 7
JANG Song Man	PRK	4	11	9	5	11	11	13	
LIU Song	ARG	2	9	11	11	4	9	11	
Duration		46min	4min	5min	4min	4min	7min	8min	

Match No.: MS25 Table: 2

Umpires: KOMERICKI Damir (CRO) PIAO Lin (CHN)

Game Statistics	JANG Song Man (PRK)							Match	LIU Song (ARG)							Match	
	Game								Match	Game							
	1	2	3	4	5	6	7			1	2	3	4	5	6		7
Points won	11	9	5	11	11	13		60	9	11	11	4	9	11		55	
Service %	3 27%	1 11%	2 40%	1 9%	1 9%	2 15%		10 16%	0 0%	1 9%	1 9%	1 25%	0 0%	0 0%		3 5%	
Third Ball %	0 0%	0 0%	0 0%	0 0%	1 9%	0 0%		1 1%	1 11%	0 0%	1 9%	0 0%	0 0%	0 0%		2 3%	
Attacking %	2 18%	3 33%	1 20%	0 0%	1 9%	2 15%		9 15%	6 66%	8 72%	7 63%	2 50%	7 77%	11 100%		41 74%	
Defending %	6 54%	5 55%	2 40%	7 63%	6 54%	8 61%		34 56%	2 22%	1 9%	1 9%	1 25%	0 0%	0 0%		5 9%	
Counterattacking %	0 0%	0 0%	0 0%	2 18%	1 9%	0 0%		3 5%	0 0%	0 0%	0 0%	0 0%	0 0%	0 0%		0 0%	
Other %	0 0%	0 0%	0 0%	1 9%	1 9%	1 7%		3 5%	0 0%	1 9%	1 9%	0 0%	2 22%	0 0%		4 7%	
Biggest lead	4	2	0	7	2	4			1	2	6	1	3	1			
Handedness/Grip	Right/								Left/								

Game Progress

1	JANG Song Man (PRK)	0	*1	2	*4	4	*6	7	*8	10	*10	11				
	LIU Song (ARG)	*0	1	*2	2	*4	4	*5	6	*6	8	9				
2	JANG Song Man (PRK)	*0	0	*2	4	*4	5	*6	7	*8	8	9				
	LIU Song (ARG)	0	*2	2	*2	4	*5	6	*7	8	*10	11				
3	JANG Song Man (PRK)	0	*0	1	*2	3	*3	4	*5	5						
	LIU Song (ARG)	*0	2	*3	4	*5	7	*8	9	11						
4	JANG Song Man (PRK)	*0	1	*3	5	*7	8	*9	10	11						
	LIU Song (ARG)	0	*1	1	*1	1	*2	3	*4	4						
5	JANG Song Man (PRK)	0	*1	2	*2	3	*5	6	*8	8	*9	11				
	LIU Song (ARG)	*0	1	*2	4	*5	5	*6	6	*8	9	9				
6	JANG Song Man (PRK)	*0	1	*2	3	*4	6	*7	9	*10	10	*10	11	*11	12	13
	LIU Song (ARG)	0	*1	2	*3	4	*4	5	*5	6	*8	10	*10	11	*11	11

Legend:

** Denotes server. MS Men's Singles



MATCH RESULTS

单打比赛成绩 / RÉSULTAT DU MATCH

KIM Hyok Bong (PRK) 4-1 MONTEIRO Thiago (BRA)

Game Summary		Match	Game 1	Game 2	Game 3	Game 4	Game 5	Game 6	Game 7
KIM Hyok Bong	PRK	4	11	11	11	7	11		
MONTEIRO Thiago	BRA	1	6	9	6	11	5		
Duration		30min	4min	5min	4min	4min	3min		

Match No.: MS26 Table: 1

Umpires: ROBERTS Averil (NZL) SETA Yukito (JPN)

Game Statistics	KIM Hyok Bong (PRK)								MONTEIRO Thiago (BRA)							
	Game							Match	Game							Match
	1	2	3	4	5	6	7		1	2	3	4	5	6	7	
Points won	11	11	11	7	11			51	6	9	6	11	5			37
Service %	1 9%	2 18%	0 0%	1 14%	0 0%			4 7%	2 33%	2 22%	1 16%	0 0%	1 20%			6 16%
Third Ball %	0 0%	0 0%	0 0%	0 0%	0 0%			0 0%	1 16%	0 0%	0 0%	0 0%	0 0%			1 2%
Attacking %	4 36%	2 18%	2 18%	4 57%	5 45%			17 33%	2 33%	3 33%	2 33%	5 45%	4 80%			16 43%
Defending %	5 45%	6 54%	8 72%	1 14%	5 45%			25 49%	1 16%	3 33%	2 33%	6 54%	0 0%			12 32%
Counterattacking %	1 9%	1 9%	1 9%	1 14%	1 9%			5 9%	0 0%	1 11%	1 16%	0 0%	0 0%			2 5%
Other %	0 0%	0 0%	0 0%	0 0%	0 0%			0 0%	0 0%	0 0%	0 0%	0 0%	0 0%			0 0%
Biggest lead	5	3	5	1	6				4	1	0	4	0			
Handedness/Grip	Right/								Right/							

Game Progress

1	KIM Hyok Bong (PRK)	0	*1	1	*1	3	*5	7	*8	10	11	
	MONTEIRO Thia. (BRA)	*0	1	*3	5	*5	5	*5	6	*6	6	
2	KIM Hyok Bong (PRK)	*0	1	*2	4	*4	6	*7	8	*8	9	11
	MONTEIRO Thia. (BRA)	0	*1	2	*2	4	*4	5	*6	8	*9	9
3	KIM Hyok Bong (PRK)	0	*2	3	*5	5	*7	8	*8	10	11	
	MONTEIRO Thia. (BRA)	*0	0	*1	1	*3	3	*4	6	*6	6	
4	KIM Hyok Bong (PRK)	*0	1	*2	2	*3	3	*5	6	*7	7	
	MONTEIRO Thia. (BRA)	0	*1	2	*4	5	*7	7	*8	9	11	
5	KIM Hyok Bong (PRK)	0	*2	4	*5	7	*8	9	*9	11		
	MONTEIRO Thia. (BRA)	*0	0	*0	1	*1	2	*3	5	5		

Legend:

** Denotes server.

MS Men's Singles



MATCH RESULTS

单打比赛成绩 / RÉSULTAT DU MATCH

TORIOLA Segun (NGR) 4-3 MONTEIRO Joao (POR)

Game Summary		Match	Game 1	Game 2	Game 3	Game 4	Game 5	Game 6	Game 7
TORIOLA Segun	NGR	4	5	11	11	5	11	9	11
MONTEIRO Joao	POR	3	11	7	7	11	9	11	7
Duration		49min	3min	5min	4min	4min	6min	6min	5min

Match No.: MS27 Table: 2

Umpires: SWEID Sameer (SYR) ZHANG Yingqiu (CHN)

Game Statistics	TORIOLA Segun (NGR)								MONTEIRO Joao (POR)							
	Game							Match	Game							Match
	1	2	3	4	5	6	7		1	2	3	4	5	6	7	
Points won	5	11	11	5	11	9	11	63	11	7	7	11	9	11	7	63
Service %	1 20%	0 0%	1 9%	0 0%	1 9%	0 0%	0 0%	3 4%	2 18%	1 14%	1 14%	3 27%	0 0%	0 0%	0 0%	7 11%
Third Ball %	0 0%	0 0%	0 0%	0 0%	0 0%	0 0%	0 0%	0 0%	0 0%	0 0%	1 14%	0 0%	0 0%	0 0%	0 0%	1 1%
Attacking %	2 40%	7 63%	6 54%	2 40%	7 63%	4 44%	9 81%	37 58%	6 54%	5 71%	3 42%	5 45%	8 88%	7 63%	6 85%	40 63%
Defending %	2 40%	3 27%	4 36%	1 20%	3 27%	4 44%	1 9%	18 28%	3 27%	1 14%	2 28%	3 27%	1 11%	2 18%	1 14%	13 20%
Counterattacking %	0 0%	0 0%	0 0%	2 40%	0 0%	1 11%	1 9%	4 6%	0 0%	0 0%	0 0%	0 0%	0 0%	2 18%	0 0%	2 3%
Other %	0 0%	1 9%	0 0%	0 0%	0 0%	0 0%	0 0%	1 1%	0 0%	0 0%	0 0%	0 0%	0 0%	0 0%	0 0%	0 0%
Biggest lead	1	4	5	1	2	0	5		6	0	2	7	2	3	1	
Handedness/Grip	Right/								Left/							

Game Progress

1	TORIOLA Segun (NGR)	0	*1	2	*3	4	*4	4	*4	5	MONTEIRO Joao (POR)	*0	1	*2	3	*4	6	*8	10	11				
2	TORIOLA Segun (NGR)	*0	2	*3	4	*4	5	*7	8	*9	11	MONTEIRO Joao (POR)	0	*0	1	*2	4	*5	5	*6	7	7		
3	TORIOLA Segun (NGR)	0	*0	2	*3	5	*6	8	*9	10	11	MONTEIRO Joao (POR)	*0	2	*2	3	*3	4	*4	5	*6	7		
4	TORIOLA Segun (NGR)	*0	1	*2	2	*2	2	*3	5	5	MONTEIRO Joao (POR)	0	*1	2	*4	6	*8	9	*9	11				
5	TORIOLA Segun (NGR)	0	*1	1	*3	4	*4	5	*7	8	*9	11	MONTEIRO Joao (POR)	*0	1	*3	3	*4	6	*7	7	*8	9	9
6	TORIOLA Segun (NGR)	*0	1	*1	2	*4	5	*5	6	*8	8	9	MONTEIRO Joao (POR)	0	*1	3	*4	4	*5	7	*8	8	*10	11
7	TORIOLA Segun (NGR)	0	*1	3	*3	4	*6	7	*9	10	11	MONTEIRO Joao (POR)	*0	1	*1	3	*4	4	*5	5	*6	7		

Legend:

** Denotes server. MS Men's Singles



MATCH RESULTS

单打比赛成绩 / RÉSULTAT DU MATCH

ELOI Damien (FRA) 4-3 ALI SALEH Ahmed (EGY)

Game Summary		Match	Game 1	Game 2	Game 3	Game 4	Game 5	Game 6	Game 7
ELOI Damien	FRA	4	7	14	11	8	11	11	11
ALI SALEH Ahmed	EGY	3	11	16	8	11	7	8	6
Duration		53min	4min	7min	4min	4min	5min	6min	4min

Match No.: MS28 Table: 3

Umpires: LUO Jing (CHN) WULZ Wolfgang (AUT)

Game Statistics	ELOI Damien (FRA)								ALI SALEH Ahmed (EGY)							
	Game							Match	Game							Match
	1	2	3	4	5	6	7		1	2	3	4	5	6	7	
Points won	7	14	11	8	11	11	11	73	11	16	8	11	7	8	6	67
Service %	14%	14%	0%	12%	27%	9%	18%	13%	0%	18%	0%	0%	42%	0%	33%	11%
Third Ball %	0%	14%	27%	25%	9%	9%	9%	13%	0%	6%	37%	18%	0%	0%	0%	8%
Attacking %	57%	64%	54%	50%	45%	54%	54%	54%	36%	37%	37%	36%	14%	50%	33%	35%
Defending %	28%	7%	18%	12%	9%	27%	9%	15%	63%	37%	25%	45%	42%	50%	16%	41%
Counterattacking %	0%	0%	0%	0%	9%	0%	9%	2%	0%	0%	0%	0%	0%	0%	0%	0%
Other %	0%	0%	0%	0%	0%	0%	0%	0%	0%	0%	0%	0%	0%	0%	16%	1%
Biggest lead	0	5	4	0	6	3	5		5	2	0	6	0	0	2	
Handedness/Grip	Right/								Right/							

Game Progress

1	ELOI Damien (FRA)	0	*0	1	*2	2	*3	4	*5	6	7										
	ALI SALEH Ahm. (EGY)	*0	2	*3	4	*6	7	*8	9	*10	11										
2	ELOI Damien (FRA)	*0	2	*2	3	*4	6	*7	9	*10	10	*10	11	*11	11	*12	13	*13	14	*14	14
	ALI SALEH Ahm. (EGY)	0	*0	2	*3	4	*4	5	*5	6	*8	10	*10	11	*12	12	*12	13	*13	14	*15
2	ELOI Damien (FRA)	14																			
	ALI SALEH Ahm. (EGY)	16																			
3	ELOI Damien (FRA)	0	*2	4	*4	5	*6	7	*8	8	*10	11									
	ALI SALEH Ahm. (EGY)	*0	0	*0	2	*3	4	*5	6	*8	8	8									
4	ELOI Damien (FRA)	*0	0	*0	0	*1	3	*4	5	*6	8	8									
	ALI SALEH Ahm. (EGY)	0	*2	4	*6	7	*7	8	*9	10	*10	11									
5	ELOI Damien (FRA)	0	*2	4	*4	6	*7	9	*9	9	11										
	ALI SALEH Ahm. (EGY)	*0	0	*0	2	*2	3	*3	5	*7	7										
6	ELOI Damien (FRA)	*0	1	*2	3	*5	5	*6	8	*8	10	11									
	ALI SALEH Ahm. (EGY)	0	*1	2	*3	3	*5	6	*6	8	*8	8									
7	ELOI Damien (FRA)	0	*1	1	*3	5	*6	8	*8	10	11										
	ALI SALEH Ahm. (EGY)	*0	1	*3	3	*3	4	*4	6	*6	6										

Legend:

** Denotes server. MS Men's Singles



MATCH RESULTS

单打比赛成绩 / RÉSULTAT DU MATCH

BOBOCICA Mihai (ITA) 4-1 KUZMIN Fedor (RUS)

Game Summary		Match	Game 1	Game 2	Game 3	Game 4	Game 5	Game 6	Game 7
BOBOCICA Mihai	ITA	4	11	3	11	11	12		
KUZMIN Fedor	RUS	1	7	11	5	7	10		
Duration		30min	4min	3min	3min	4min	6min		

Match No.: MS29 Table: 4

Umpires: PIAO Lin (CHN) KOMERICKI Damir (CRO)

Game Statistics	BOBOCICA Mihai (ITA)								KUZMIN Fedor (RUS)							
	Game							Match	Game							Match
	1	2	3	4	5	6	7		1	2	3	4	5	6	7	
Points won	11	3	11	11	12			48	7	11	5	7	10			40
Service %	2 18%	0 0%	1 9%	1 9%	1 8%			5 10%	1 14%	0 0%	1 20%	0 0%	1 10%			3 7%
Third Ball %	2 18%	1 33%	2 18%	5 45%	4 33%			14 29%	2 28%	2 18%	0 0%	0 0%	0 0%			4 10%
Attacking %	1 9%	0 0%	2 18%	2 18%	3 25%			8 16%	1 14%	5 45%	0 0%	2 28%	3 30%			11 27%
Defending %	3 27%	2 66%	5 45%	2 18%	4 33%			16 33%	1 14%	2 18%	3 60%	3 42%	5 50%			14 35%
Counterattacking %	3 27%	0 0%	1 9%	1 9%	0 0%			5 10%	1 14%	2 18%	1 20%	2 28%	1 10%			7 17%
Other %	0 0%	0 0%	0 0%	0 0%	0 0%			0 0%	1 14%	0 0%	0 0%	0 0%	0 0%			1 2%
Biggest lead	5	0	7	5	3				1	8	1	0	1			
Handedness/Grip	Right/								Right/							

Game Progress

1	BOBOCICA Mihai (ITA)	*0	1	*2	4	*6	7	*7	9	*10	11			
	KUZMIN Fedor (RUS)	0	*1	2	*2	2	*3	5	*5	6	7			
2	BOBOCICA Mihai (ITA)	0	*0	0	*0	1	*2	3	3					
	KUZMIN Fedor (RUS)	*0	2	*4	6	*7	8	*9	11					
3	BOBOCICA Mihai (ITA)	*0	1	*2	4	*6	8	*9	10	11				
	KUZMIN Fedor (RUS)	0	*1	2	*2	2	*2	3	*4	5				
4	BOBOCICA Mihai (ITA)	0	*2	4	*4	5	*7	8	*8	10	11			
	KUZMIN Fedor (RUS)	*0	0	*0	2	*3	3	*4	6	*6	7			
5	BOBOCICA Mihai (ITA)	*0	1	*2	4	*5	6	*6	7	*9	10	*10	11	12
	KUZMIN Fedor (RUS)	0	*1	2	*2	3	*4	6	*7	7	*8	10	*10	10

Legend:

** Denotes server.

MS Men's Singles



MATCH RESULTS

单打比赛成绩 / RÉSULTAT DU MATCH

CHEN Weixing (AUT) 4-1 ACHANTA Sharath Kamal (IND)

Game Summary		Match	Game 1	Game 2	Game 3	Game 4	Game 5	Game 6	Game 7
CHEN Weixing	AUT	4	11	14	11	8	12		
ACHANTA Sharath Kamal	IND	1	5	12	2	11	10		
Duration		32min	3min	6min	3min	5min	7min		

Match No.: MS30 Table: 3

Umpires: SANGSRIROJANA Prut (THA) FEDOROVA Svetlana (RUS)

Game Statistics	CHEN Weixing (AUT)								ACHANTA Sharath Kamal (IND)							
	Game							Match	Game							Match
	1	2	3	4	5	6	7		1	2	3	4	5	6	7	
Points won	11	14	11	8	12			56	5	12	2	11	10			40
Service %	1 9%	0 0%	0 0%	2 25%	0 0%			3 5%	0 0%	0 0%	0 0%	0 0%	4 40%			4 10%
Third Ball %	0 0%	2 14%	1 9%	1 12%	0 0%			4 7%	0 0%	0 0%	0 0%	0 0%	0 0%			0 0%
Attacking %	2 18%	5 35%	2 18%	1 12%	2 16%			12 21%	2 40%	9 75%	1 50%	8 72%	5 50%			25 62%
Defending %	8 72%	5 35%	7 63%	2 25%	8 66%			30 53%	3 60%	3 25%	1 50%	2 18%	0 0%			9 22%
Counterattacking %	0 0%	2 14%	1 9%	2 25%	2 16%			7 12%	0 0%	0 0%	0 0%	1 9%	0 0%			1 2%
Other %	0 0%	0 0%	0 0%	0 0%	0 0%			0 0%	0 0%	0 0%	0 0%	0 0%	1 10%			1 2%
Biggest lead	6	2	9	1	5				1	3	0	3	1			
Handedness/Grip	Right/								Right/							

Game Progress

1	CHEN Weixing (AUT)	0	*1	3	*4	4	*6	7	*9	11								
	ACHANTA Shara. (IND)	*0	1	*1	2	*4	4	*5	5	5								
2	CHEN Weixing (AUT)	*0	0	*1	3	*4	5	*5	6	*7	9	*10	11	*11	11	*12	13	14
	ACHANTA Shara. (IND)	0	*2	3	*3	4	*5	7	*8	9	*9	10	*10	11	*12	12	*12	12
3	CHEN Weixing (AUT)	0	*2	4	*6	7	*9	10	11									
	ACHANTA Shara. (IND)	*0	0	*0	0	*1	1	*2	2									
4	CHEN Weixing (AUT)	*0	1	*2	3	*4	5	*5	6	*7	8	8						
	ACHANTA Shara. (IND)	0	*1	2	*3	4	*5	7	*8	9	*10	11						
5	CHEN Weixing (AUT)	0	*2	3	*5	6	*7	8	*8	9	*9	10	*11	12				
	ACHANTA Shara. (IND)	*0	0	*1	1	*2	3	*4	6	*7	9	*10	10	10				

Legend:

** Denotes server.

MS Men's Singles



MATCH RESULTS

单打比赛成绩 / RÉSULTAT DU MATCH

SMIRNOV Alexei (RUS) 4-1 DOAN Kien Quoc (VIE)

Game Summary		Match	Game 1	Game 2	Game 3	Game 4	Game 5	Game 6	Game 7
SMIRNOV Alexei	RUS	4	11	5	11	14	11		
DOAN Kien Quoc	VIE	1	3	11	4	12	8		
Duration		31min	3min	3min	2min	8min	4min		

Match No.: MS31 Table: 2

Umpires: DA SILVA Carlos (POR) ZHANG Yingqiu (CHN)

Game Statistics	SMIRNOV Alexei (RUS)								DOAN Kien Quoc (VIE)							
	Game							Match	Game							Match
	1	2	3	4	5	6	7		1	2	3	4	5	6	7	
Points won	11	5	11	14	11			52	3	11	4	12	8			38
Service %	0	2	4	2	1			9	1	4	2	0	0			7
	0%	40%	36%	14%	9%			17%	33%	36%	50%	0%	0%			18%
Third Ball %	2	2	2	4	4			14	0	2	1	3	2			8
	18%	40%	18%	28%	36%			26%	0%	18%	25%	25%	25%			21%
Attacking %	9	1	1	5	5			21	0	1	0	2	2			5
	81%	20%	9%	35%	45%			40%	0%	9%	0%	16%	25%			13%
Defending %	0	0	4	3	1			8	2	4	0	4	3			13
	0%	0%	36%	21%	9%			15%	66%	36%	0%	33%	37%			34%
Counterattacking %	0	0	0	0	0			0	0	0	0	1	0			1
	0%	0%	0%	0%	0%			0%	0%	0%	0%	8%	0%			2%
Other %	0	0	0	0	0			0	0	0	1	2	1			4
	0%	0%	0%	0%	0%			0%	0%	0%	25%	16%	12%			10%
Biggest lead	8	2	7	3	5				1	6	0	3	1			
Handedness/Grip	Right/								/							

Game Progress

1	SMIRNOV Alexei (RUS)	0	*1	2	*4	6	*7	9	11									
	DOAN Kien Quoc (VIE)	*0	1	*2	2	*2	3	*3	3									
2	SMIRNOV Alexei (RUS)	*0	2	*2	2	*3	3	*3	5	5								
	DOAN Kien Quoc (VIE)	0	*0	2	*4	5	*7	9	*9	11								
3	SMIRNOV Alexei (RUS)	0	*1	3	*4	6	*8	9	*10	11								
	DOAN Kien Quoc (VIE)	*0	1	*1	2	*2	2	*3	4	4								
4	SMIRNOV Alexei (RUS)	*0	0	*1	2	*4	5	*6	8	*9	10	*10	10	*11	12	*12	13	14
	DOAN Kien Quoc (VIE)	0	*2	3	*4	4	*5	6	*6	7	*8	10	*11	11	*11	12	*12	12
5	SMIRNOV Alexei (RUS)	0	*1	3	*4	5	*7	8	*9	10	*10	11						
	DOAN Kien Quoc (VIE)	*0	1	*1	2	*3	3	*4	5	*6	8	8						

Legend:

** Denotes server.

MS Men's Singles



MATCH RESULTS

单打比赛成绩 / RESULTAT DU MATCH

CRISAN Adrian (ROU) 4-1 LIN Ju (DOM)

Game Summary		Match	Game 1	Game 2	Game 3	Game 4	Game 5	Game 6	Game 7
CRISAN Adrian	ROU	4	11	11	11	9	11		
LIN Ju	DOM	1	4	2	7	11	6		
Duration		25min	3min	3min	4min	4min	4min		

Match No.: MS32 Table: 4

Umpires: XU Ying (CHN) ZHAO Ying (CHN)

Game Statistics	CRISAN Adrian (ROU)								LIN Ju (DOM)							
	Game							Match	Game							Match
	1	2	3	4	5	6	7		1	2	3	4	5	6	7	
Points won	11	11	11	9	11			53	4	2	7	11	6			30
Service %	0	0	0	0	0			0	0	1	1	2	1			5
Third Ball %	0%	0%	0%	0%	0%			0%	0%	50%	14%	18%	16%			16%
Attacking %	2	6	6	4	4			3	1	0	1	0	1			3
Defending %	18%	54%	54%	44%	36%			5%	25%	0%	14%	0%	16%			10%
Counterattacking %	2	6	6	4	4			22	0	1	1	3	1			6
Other %	18%	54%	54%	44%	36%			41%	0%	50%	14%	27%	16%			20%
Biggest lead	7	2	3	3	5			20	2	0	4	4	1			11
Handedness/Grip	63%	18%	27%	33%	45%			37%	50%	0%	57%	36%	16%			36%
	0	2	1	2	1			6	1	0	0	2	2			5
	0%	18%	9%	22%	9%			11%	25%	0%	0%	18%	33%			16%
	0	1	0	0	1			2	0	0	0	0	0			0
	0%	9%	0%	0%	9%			3%	0%	0%	0%	0%	0%			0%
	7	9	4	1	5			0	1	2	4	1				
	Right/								/							

Game Progress

1	CRISAN Adrian (ROU)	*0	1	*2	4	*5	6	*8	10	11	
	LIN Ju (DOM)	0	*1	2	*2	3	*4	4	*4	4	
2	CRISAN Adrian (ROU)	0	*1	2	*4	6	*8	10	11		
	LIN Ju (DOM)	*0	1	*2	2	*2	2	*2	2	2	
3	CRISAN Adrian (ROU)	*0	0	*2	4	*5	6	*7	8	*9	11
	LIN Ju (DOM)	0	*2	2	*2	3	*4	5	*6	7	7
4	CRISAN Adrian (ROU)	*0	1	*1	2	*3	5	*7	8	*8	9
	LIN Ju (DOM)	0	*3	5	*6	7	*7	7	*8	10	11
5	CRISAN Adrian (ROU)	*0	1	*2	3	*4	5	*6	8	*10	11
	LIN Ju (DOM)	0	*1	2	*3	4	*5	6	*6	6	6

Legend:

*** Denotes server.

MS Men's Singles



MATCH RESULTS

单打比赛成绩 / RÉSULTAT DU MATCH

KO Lai Chak (HKG) 4-3 GIONIS Panagiotis (GRE)

Game Summary		Match	Game 1	Game 2	Game 3	Game 4	Game 5	Game 6	Game 7
KO Lai Chak	HKG	4	11	7	11	10	11	4	11
GIONIS Panagiotis	GRE	3	5	11	4	12	8	11	4
Duration		45min	3min	4min	3min	6min	5min	4min	4min

Match No.: MS33 Table: 1

Umpires: GOMEZ Marco (VEN) DZIOBA Greg (CAN)

Game Statistics	KO Lai Chak (HKG)								GIONIS Panagiotis (GRE)							
	Game							Match	Game							Match
	1	2	3	4	5	6	7		1	2	3	4	5	6	7	
Points won	11	7	11	10	11	4	11	65	5	11	4	12	8	11	4	55
Service %	1 9%	0 0%	0 0%	1 10%	3 27%	0 0%	0 0%	5 7%	0 0%	0 0%	0 0%	1 8%	0 0%	0 0%	1 25%	2 3%
Third Ball %	2 18%	0 0%	2 18%	1 10%	1 9%	0 0%	1 9%	7 10%	1 20%	0 0%	0 0%	1 8%	1 12%	1 9%	0 0%	4 7%
Attacking %	5 45%	6 85%	6 54%	6 60%	4 36%	2 50%	9 81%	38 58%	0 0%	1 9%	0 0%	1 8%	0 0%	2 18%	0 0%	4 7%
Defending %	2 18%	1 14%	2 18%	2 20%	3 27%	2 50%	1 9%	13 20%	4 80%	7 63%	4 100%	7 58%	6 75%	7 63%	2 50%	37 67%
Counterattacking %	1 9%	0 0%	1 9%	0 0%	0 0%	0 0%	0 0%	2 3%	0 0%	3 27%	0 0%	2 16%	1 12%	1 9%	1 25%	8 14%
Other %	0 0%	0 0%	0 0%	0 0%	0 0%	0 0%	0 0%	0 0%	0 0%	0 0%	0 0%	0 0%	0 0%	0 0%	0 0%	0 0%
Biggest lead	6	0	7	5	3	0	7		2	6	0	2	2	7	0	
Handedness/Grip	Left/								Right/							

Game Progress

1	KO Lai Chak (HKG)	0	*1	1	*2	4	*5	7	*9	11
	GIONIS Panagio. (GRE)	*0	1	*3	4	*4	5	*5	5	5
2	KO Lai Chak (HKG)	*0	0	*0	1	*2	2	*4	5	*7
	GIONIS Panagio. (GRE)	0	*2	4	*5	6	*8	8	*9	9
3	KO Lai Chak (HKG)	0	*2	3	*5	6	*8	9	*10	11
	GIONIS Panagio. (GRE)	*0	0	*1	1	*2	2	*3	4	4
4	KO Lai Chak (HKG)	*0	2	*3	5	*5	7	*8	8	*8
	GIONIS Panagio. (GRE)	0	*0	1	*1	3	*3	4	*6	8
5	KO Lai Chak (HKG)	0	*1	2	*3	4	*4	6	*7	9
	GIONIS Panagio. (GRE)	*0	1	*2	3	*4	6	*6	7	*7
6	KO Lai Chak (HKG)	*0	0	*1	2	*2	4	*4	4	4
	GIONIS Panagio. (GRE)	0	*2	3	*4	6	*6	8	*10	11
7	KO Lai Chak (HKG)	0	*1	3	*4	6	*7	8	*10	11
	GIONIS Panagio. (GRE)	*0	1	*1	2	*2	3	*4	4	4

Legend:

** Denotes server. MS Men's Singles



MATCH RESULTS

单打比赛成绩 / RESULTAT DU MATCH

YANG Zi (SIN) 4-2 FREITAS Marcos (POR)

Game Summary		Match	Game 1	Game 2	Game 3	Game 4	Game 5	Game 6	Game 7
YANG Zi	SIN	4	11	6	2	11	11	11	
FREITAS Marcos	POR	2	4	11	11	3	9	6	
Duration		44min	4min	5min	3min	4min	7min	5min	

Match No.: MS34 Table: 3

Umpires: SWEID Sameer (SYR) HUBERTY Sonja (LUX)

Game Statistics	YANG Zi (SIN)							Match	FREITAS Marcos (POR)							Match	
	Game								Match	Game							
	1	2	3	4	5	6	7			1	2	3	4	5	6		7
Points won	11	6	2	11	11	11		52	4	11	11	3	9	6		44	
Service %	1 9%	0 0%	0 0%	1 9%	2 18%	2 18%		6 11%	0 0%	0 0%	1 9%	0 0%	0 0%	0 0%		1 2%	
Third Ball %	1 9%	1 16%	0 0%	0 0%	1 9%	1 9%		4 7%	1 25%	1 9%	0 0%	0 0%	0 0%	0 0%		2 4%	
Attacking %	7 63%	4 66%	2 100%	7 63%	5 45%	6 54%		31 59%	2 50%	5 45%	4 36%	2 66%	6 66%	3 50%		22 50%	
Defending %	1 9%	1 16%	0 0%	3 27%	3 27%	2 18%		10 19%	0 0%	2 18%	4 36%	1 33%	3 33%	1 16%		11 25%	
Counterattacking %	1 9%	0 0%	0 0%	0 0%	0 0%	0 0%		1 1%	1 25%	3 27%	2 18%	0 0%	0 0%	2 33%		8 18%	
Other %	0 0%	0 0%	0 0%	0 0%	0 0%	0 0%		0 0%	0 0%	0 0%	0 0%	0 0%	0 0%	0 0%		0 0%	
Biggest lead	7	0	0	8	2	5			0	5	9	0	3	1			
Handedness/Grip	/								Left/								

Game Progress

1	YANG Zi (SIN)	0	*1	3	*4	6	*7	8	*10	11		
	FREITAS Marcos (POR)	*0	1	*1	2	*2	3	*4	4	4		
2	YANG Zi (SIN)	*0	0	*0	2	*2	3	*5	5	*6	6	
	FREITAS Marcos (POR)	0	*2	4	*4	6	*7	7	*9	10	11	
3	YANG Zi (SIN)	0	*0	0	*1	1	*2	2	2			
	FREITAS Marcos (POR)	*0	2	*4	5	*7	8	*10	11			
4	YANG Zi (SIN)	*0	2	*4	5	*6	7	*9	11			
	FREITAS Marcos (POR)	0	*0	0	*1	2	*3	3	3			
5	YANG Zi (SIN)	0	*1	2	*2	3	*4	5	*6	7	*9	11
	FREITAS Marcos (POR)	*0	1	*2	4	*5	6	*7	8	*9	9	9
6	YANG Zi (SIN)	*0	1	*3	4	*6	7	*8	9	*10	11	
	FREITAS Marcos (POR)	0	*1	1	*2	2	*3	4	*5	6	6	

Legend:

*** Denotes server.

MS Men's Singles



MATCH RESULTS

单打比赛成绩 / RESULTAT DU MATCH

PRIMORAC Zoran (CRO) 4-2 GARDOS Robert (AUT)

Game Summary		Match	Game 1	Game 2	Game 3	Game 4	Game 5	Game 6	Game 7
PRIMORAC Zoran	CRO	4	12	11	6	11	5	11	
GARDOS Robert	AUT	2	10	8	11	5	11	9	
Duration		50min	7min	5min	5min	4min	4min	7min	

Match No.: MS35 Table: 4

Umpires: CHEUNG Ka Wing (HKG) LIU Jie (CHN)

Game Statistics	PRIMORAC Zoran (CRO)							Match	GARDOS Robert (AUT)							Match	
	Game								Match	Game							
	1	2	3	4	5	6	7			1	2	3	4	5	6		7
Points won	12	11	6	11	5	11		56	10	8	11	5	11	9		54	
Service %	0	0	1	0	0	0		1	0	0	1	0	0	0		1	
	0%	0%	16%	0%	0%	0%		1%	0%	0%	9%	0%	0%	0%		1%	
Third Ball %	4	1	0	2	0	3		10	4	2	2	1	2	1		12	
	33%	9%	0%	18%	0%	27%		17%	40%	25%	18%	20%	18%	11%		22%	
Attacking %	7	6	3	5	3	6		30	4	2	7	2	4	4		23	
	58%	54%	50%	45%	60%	54%		53%	40%	25%	63%	40%	36%	44%		42%	
Defending %	1	4	2	3	0	2		12	2	2	1	2	3	3		13	
	8%	36%	33%	27%	0%	18%		21%	20%	25%	9%	40%	27%	33%		24%	
Counterattacking %	0	0	0	1	2	0		3	0	2	0	0	2	1		5	
	0%	0%	0%	9%	40%	0%		5%	0%	25%	0%	0%	18%	11%		9%	
Other %	0	0	0	0	0	0		0	0	0	0	0	0	0		0	
	0%	0%	0%	0%	0%	0%		0%	0%	0%	0%	0%	0%	0%		0%	
Biggest lead	2	6	1	6	1	3			2	0	5	0	6	1			
Handedness/Grip	Right/								Right/								

Game Progress

1	PRIMORAC Zoran (CRO)	*0	2	*2	3	*4	5	*6	7	*7	9	*10	11	12
	GARDOS Robert (AUT)	0	*0	2	*3	4	*5	6	*7	9	*9	10	*10	10
2	PRIMORAC Zoran (CRO)	0	*2	4	*6	7	*7	7	*9	9	*10	11		
	GARDOS Robert (AUT)	*0	0	*0	0	*1	3	*5	5	*7	8	8		
3	PRIMORAC Zoran (CRO)	*0	1	*2	3	*4	5	*6	6	*6	6			
	GARDOS Robert (AUT)	0	*1	2	*3	4	*5	6	*8	10	11			
4	PRIMORAC Zoran (CRO)	0	*2	3	*4	5	*6	8	*10	11				
	GARDOS Robert (AUT)	*0	0	*1	2	*3	4	*4	4	5				
5	PRIMORAC Zoran (CRO)	*0	1	*2	2	*2	3	*4	4	5				
	GARDOS Robert (AUT)	0	*1	2	*4	6	*7	8	*10	11				
6	PRIMORAC Zoran (CRO)	0	*1	2	*3	5	*6	6	*8	9	*10	11		
	GARDOS Robert (AUT)	*0	1	*2	3	*3	4	*6	6	*7	8	9		

Legend:

** Denotes server. MS Men's Singles



MATCH RESULTS

单打比赛成绩 / RESULTAT DU MATCH

PERSSON Jorgen (SWE) 4-2 KARAKASEVIC Aleksandar (SRB)

Game Summary		Match	Game 1	Game 2	Game 3	Game 4	Game 5	Game 6	Game 7
PERSSON Jorgen	SWE	4	11	8	12	8	11	11	
KARAKASEVIC Aleksandar	SRB	2	8	11	10	11	8	7	
Duration		39min	4min	4min	6min	4min	5min	4min	

Match No.: MS36 Table: 1

Umpires: ABASCIA Andrea (ITA) LUO Jing (CHN)

Game Statistics	PERSSON Jorgen (SWE)							Match	KARAKASEVIC Aleksandar (SRB)							Match
	Game								Game							
	1	2	3	4	5	6	7		1	2	3	4	5	6	7	
Points won	11	8	12	8	11	11		61	8	11	10	11	8	7		55
Service %	1 9%	1 12%	1 8%	1 12%	1 9%	1 9%		6 9%	1 12%	2 18%	0 0%	0 0%	1 12%	0 0%		4 7%
Third Ball %	1 9%	2 25%	0 0%	2 25%	0 0%	0 0%		5 8%	0 0%	2 18%	0 0%	1 9%	1 12%	0 0%		4 7%
Attacking %	4 36%	3 37%	5 41%	3 37%	4 36%	6 54%		25 40%	2 25%	3 27%	6 60%	6 54%	4 50%	3 42%		24 43%
Defending %	1 9%	0 0%	1 8%	1 12%	2 18%	0 0%		5 8%	0 0%	2 18%	0 0%	2 18%	1 12%	0 0%		5 9%
Counterattacking %	4 36%	2 25%	1 8%	1 12%	4 36%	3 27%		15 24%	4 50%	1 9%	3 30%	2 18%	1 12%	4 57%		15 27%
Other %	0 0%	0 0%	4 33%	0 0%	0 0%	1 9%		5 8%	1 12%	1 9%	1 10%	0 0%	0 0%	0 0%		3 5%
Biggest lead	3	2	3	0	3	6			1	4	4	4	3	0		
Handedness/Grip	Right/								Left/							

Game Progress

1	PERSSON Jorgen (SWE)	0	*1	3	*4	5	*5	6	*7	9	*10	11		
	KARAKASEVIC A. (SRB)	*0	1	*1	2	*3	5	*6	7	*7	8	8		
2	PERSSON Jorgen (SWE)	*0	2	*2	2	*3	4	*5	6	*6	8	8		
	KARAKASEVIC A. (SRB)	0	*0	2	*4	5	*6	7	*8	10	*10	11		
3	PERSSON Jorgen (SWE)	0	*0	1	*1	3	*4	6	*7	9	*10	10	*11	12
	KARAKASEVIC A. (SRB)	*0	2	*3	5	*5	6	*6	7	*7	8	*10	10	10
4	PERSSON Jorgen (SWE)	*0	0	*2	2	*2	4	*5	5	*7	8	8		
	KARAKASEVIC A. (SRB)	0	*2	2	*4	6	*6	7	*9	9	*10	11		
5	PERSSON Jorgen (SWE)	0	*0	1	*2	3	*4	5	*6	8	*10	11		
	KARAKASEVIC A. (SRB)	*0	2	*3	4	*5	6	*7	8	*8	8	8		
6	PERSSON Jorgen (SWE)	*0	1	*3	5	*7	8	*9	9	*10	11	11		
	KARAKASEVIC A. (SRB)	0	*1	1	*1	1	*2	3	*5	6	7	7		

Legend:

*** Denotes server.

MS Men's Singles



MATCH RESULTS

单打比赛成绩 / RÉSULTAT DU MATCH

SUSS Christian (GER) 4-1 JAKAB Janos (HUN)

Game Summary		Match	Game 1	Game 2	Game 3	Game 4	Game 5	Game 6	Game 7
SUSS Christian	GER	4	11	4	11	11	11		
JAKAB Janos	HUN	1	7	11	8	8	8		
Duration		30min	4min	3min	4min	4min	4min		

Match No.: MS37 Table: 2

Umpires: BOUDJEHEM Abdellah (ALG) XU Yumei (CHN)

Game Statistics	SUSS Christian (GER)								Match	JAKAB Janos (HUN)								Match
	Game							Match		Game							Match	
	1	2	3	4	5	6	7			1	2	3	4	5	6	7		
Points won	11	4	11	11	11				48	7	11	8	8	8				42
Service %	1 9%	1 25%	2 18%	0 0%	1 9%				5 10%	1 14%	1 9%	1 12%	1 25%	2 25%				6 14%
Third Ball %	1 9%	0 0%	0 0%	2 18%	3 27%				6 12%	1 14%	0 0%	0 0%	2 25%				3 7%	
Attacking %	6 54%	3 75%	5 45%	5 45%	4 36%				23 47%	2 28%	4 36%	4 50%	0 0%				14 33%	
Defending %	3 27%	0 0%	4 36%	4 36%	2 18%				13 27%	2 28%	5 45%	2 25%	3 37%	4 50%			16 38%	
Counterattacking %	0 0%	0 0%	0 0%	0 0%	0 0%				0 0%	0 0%	0 0%	0 0%	0 0%				0 0%	
Other %	0 0%	0 0%	0 0%	0 0%	1 9%				1 2%	1 14%	1 9%	1 12%	0 0%	0 0%			3 7%	
Biggest lead	5	0	3	4	5					2	7	0	0	1				
Handedness/Grip	Right/									Right/								

Game Progress

1	SUSS Christian (GER)	0	*1	1	*3	5	*6	8	*9	9	11	
	JAKAB Janos (HUN)	*0	1	*3	3	*3	4	*4	5	*7	7	
2	SUSS Christian (GER)	*0	1	*1	2	*3	3	*3	4	4		
	JAKAB Janos (HUN)	0	*1	3	*4	5	*7	9	*10	11		
3	SUSS Christian (GER)	0	*2	3	*4	5	*6	7	*8	9	*10	11
	JAKAB Janos (HUN)	*0	0	*1	2	*3	4	*5	6	*7	8	8
4	SUSS Christian (GER)	*0	2	*4	5	*5	6	*6	7	*9	10	11
	JAKAB Janos (HUN)	0	*0	0	*1	3	*4	6	*7	7	*8	8
5	SUSS Christian (GER)	0	*1	2	*4	5	*6	8	*9	10	*10	11
	JAKAB Janos (HUN)	*0	1	*2	2	*3	4	*4	5	*6	8	8

Legend:

** Denotes server.

MS Men's Singles



MATCH RESULTS

单打比赛成绩 / RÉSULTAT DU MATCH

BLASZCZYK Lucjan (POL) 4-2 KORBEL Petr (CZE)

Game Summary		Match	Game 1	Game 2	Game 3	Game 4	Game 5	Game 6	Game 7
BLASZCZYK Lucjan	POL	4	11	11	7	11	10	11	
KORBEL Petr	CZE	2	9	9	11	4	12	8	
Duration		46min	4min	5min	5min	4min	5min	6min	

Match No.: MS38 Table: 3

Umpires: MUGWANYA Ronald (UGA) XU Yumei (CHN)

Game Statistics	BLASZCZYK Lucjan (POL)							Match	KORBEL Petr (CZE)							Match	
	Game								Match	Game							
	1	2	3	4	5	6	7			1	2	3	4	5	6		7
Points won	11	11	7	11	10	11		61	9	9	11	4	12	8		53	
Service %	2 18%	1 9%	2 28%	1 9%	0 0%	0 0%		6 9%	0 0%	2 22%	0 0%	0 0%	0 12%	1 0%		3 5%	
Third Ball %	2 18%	2 18%	0 0%	1 9%	2 20%	0 0%		7 11%	1 11%	0 0%	0 0%	1 25%	3 25%	0 0%		5 9%	
Attacking %	4 36%	4 36%	5 71%	6 54%	7 70%	10 90%		36 59%	5 55%	4 44%	7 63%	1 25%	6 50%	3 37%		26 49%	
Defending %	2 18%	4 36%	0 0%	3 27%	1 10%	0 0%		10 16%	1 11%	1 11%	2 18%	2 50%	3 25%	3 37%		12 22%	
Counterattacking %	1 9%	0 0%	0 0%	0 0%	0 0%	1 9%		2 3%	1 11%	2 22%	1 9%	0 0%	0 0%	0 0%		4 7%	
Other %	0 0%	0 0%	0 0%	0 0%	0 0%	0 0%		0 0%	1 11%	0 0%	1 9%	0 0%	0 0%	1 12%		3 5%	
Biggest lead	4	4	1	7	2	4			0	1	4	0	2	2			
Handedness/Grip	Right/								/								

Game Progress

1	BLASZCZYK Lucj. (POL)	*0	2	*4	5	*6	6	*7	8	*9	10	11		
	KORBEL Petr (CZE)	0	*0	0	*1	2	*4	5	*6	7	*8	9		
2	BLASZCZYK Lucj. (POL)	0	*2	3	*5	6	*6	8	*8	8	*9	11		
	KORBEL Petr (CZE)	*0	0	*1	1	*2	4	*4	6	*8	9	9		
3	BLASZCZYK Lucj. (POL)	*0	1	*1	3	*3	4	*5	5	*7		7		
	KORBEL Petr (CZE)	0	*1	3	*3	5	*6	7	*9	9		11		
4	BLASZCZYK Lucj. (POL)	0	*2	3	*5	7	*8	9	*10	11				
	KORBEL Petr (CZE)	*0	0	*1	1	*1	2	*3	4	4				
5	BLASZCZYK Lucj. (POL)	*0	2	*3	3	*4	6	*6	7	*8	9	*10	10	10
	KORBEL Petr (CZE)	0	*0	1	*3	4	*4	6	*7	8	*9	10	*11	12
6	BLASZCZYK Lucj. (POL)	0	*0	1	*2	4	*6	7	*8	10	*10	11		
	KORBEL Petr (CZE)	*0	2	*3	4	*4	4	*5	6	*6	8	8		

Legend:

*** Denotes server.

MS Men's Singles



MATCH RESULTS

单打比赛成绩 / RESULTAT DU MATCH

YOON Jae Young (KOR) 4-3 HENZELL William (AUS)

Game Summary		Match	Game 1	Game 2	Game 3	Game 4	Game 5	Game 6	Game 7
YOON Jae Young	KOR	4	4	7	11	10	11	11	11
HENZELL William	AUS	3	11	11	9	12	5	7	4
Duration		48min	3min	4min	5min	7min	4min	4min	4min

Match No.: MS39 Table: 1

Umpires: ALAMRI Hassan (QAT) ROBERTS Averil (NZL)

Game Statistics	YOON Jae Young (KOR)								HENZELL William (AUS)							
	Game							Match	Game							Match
	1	2	3	4	5	6	7		1	2	3	4	5	6	7	
Points won	4	7	11	10	11	11	11	65	11	11	9	12	5	7	4	59
Service %	1 25%	2 28%	2 18%	3 30%	2 18%	2 18%	2 18%	2 21%	1 9%	4 36%	1 11%	0 0%	1 20%	1 14%	0 0%	8 13%
Third Ball %	1 25%	1 14%	4 36%	0 0%	4 36%	0 0%	0 0%	10 15%	1 9%	1 9%	3 33%	3 25%	1 20%	1 14%	1 25%	11 18%
Attacking %	1 25%	3 42%	2 18%	5 50%	3 27%	5 45%	6 54%	25 38%	4 36%	6 54%	4 44%	5 41%	3 60%	4 57%	3 75%	29 49%
Defending %	1 25%	1 14%	3 27%	0 0%	1 9%	2 18%	1 9%	9 13%	2 18%	0 0%	1 11%	4 33%	0 0%	1 14%	0 0%	8 13%
Counterattacking %	0 0%	0 0%	0 0%	2 20%	1 9%	2 18%	2 18%	7 10%	3 27%	0 0%	0 0%	0 0%	0 0%	0 0%	0 0%	3 5%
Other %	0 0%	0 0%	0 0%	0 0%	0 0%	0 0%	0 0%	0 0%	0 0%	0 0%	0 0%	0 0%	0 0%	0 0%	0 0%	0 0%
Biggest lead	1	0	2	0	6	6	7		7	5	2	7	1	2	2	
Handedness/Grip	Left/								Right/							

Game Progress

1	YOON Jae Young (KOR)	*0	1	*2	3	*3	3	*3	4	4
	HENZELL William (AUS)	0	*1	2	*3	5	*7	9	*10	11
2	YOON Jae Young (KOR)	0	*0	0	*1	3	*4	5	*6	7
	HENZELL William (AUS)	*0	2	*4	5	*5	6	*7	8	*9
3	YOON Jae Young (KOR)	*0	2	*2	3	*4	5	*5	7	*8
	HENZELL William (AUS)	0	*0	2	*3	4	*5	7	*7	8
4	YOON Jae Young (KOR)	0	*0	0	*0	1	*3	4	*6	7
	HENZELL William (AUS)	*0	2	*4	6	*7	7	*8	8	*9
5	YOON Jae Young (KOR)	*0	1	*2	4	*5	6	*7	9	11
	HENZELL William (AUS)	0	*1	2	*2	3	*4	5	*5	5
6	YOON Jae Young (KOR)	0	*0	2	*3	5	*7	9	*9	10
	HENZELL William (AUS)	*0	2	*2	3	*3	3	*3	5	*6
7	YOON Jae Young (KOR)	*0	1	*1	3	*5	7	*9	10	11
	HENZELL William (AUS)	0	*1	3	*3	3	*3	3	*4	4

Legend:

** Denotes server.

MS Men's Singles



MATCH RESULTS

单打比赛成绩 / RESULTAT DU MATCH

TAN Ruiwu (CRO) 4-1 KISHIKAWA Seiya (JPN)

Game Summary		Match	Game 1	Game 2	Game 3	Game 4	Game 5	Game 6	Game 7
TAN Ruiwu	CRO	4	7	11	11	11	11		
KISHIKAWA Seiya	JPN	1	11	9	4	4	3		
Duration		30min	5min	5min	4min	3min	2min		

Match No.: MS40 Table: 2

Umpires: BERGFELDT Rebecca (SWE)LING Chaochao (CHN)

Game Statistics	TAN Ruiwu (CRO)								KISHIKAWA Seiya (JPN)							
	Game							Match	Game							Match
	1	2	3	4	5	6	7		1	2	3	4	5	6	7	
Points won	7	11	11	11	11			51	11	9	4	4	3			31
Service %	14%	18%	0%	18%	18%			13%	0%	0%	0%	0%	0%			0%
Third Ball %	28%	18%	18%	9%	36%			21%	18%	33%	0%	0%	33%			19%
Attacking %	42%	36%	63%	72%	45%			52%	54%	55%	50%	50%	33%			51%
Defending %	0%	27%	18%	0%	0%			9%	27%	11%	50%	50%	33%			29%
Counterattacking %	14%	0%	0%	0%	0%			1%	0%	0%	0%	0%	0%			0%
Other %	0%	0%	0%	0%	0%			0%	0%	0%	0%	0%	0%			0%
Biggest lead	2	2	7	7	8				4	6	1	0	0			
Handedness/Grip	Left/								Right/							

Game Progress

1	TAN Ruiwu (CRO)	*0	1	*2	3	*4	6	*6	6	*6	7	
	KISHIKAWA Sei. (JPN)	0	*1	2	*3	4	*4	6	*8	10	11	
2	TAN Ruiwu (CRO)	0	*1	1	*1	1	*3	4	*6	8	*9	11
	KISHIKAWA Sei. (JPN)	*0	1	*3	5	*7	7	*8	8	*8	9	9
3	TAN Ruiwu (CRO)	*0	1	*3	4	*5	7	*9	10	11		
	KISHIKAWA Sei. (JPN)	0	*1	1	*2	3	*3	3	*4	4		
4	TAN Ruiwu (CRO)	0	*2	3	*4	6	*6	8	*10	11		
	KISHIKAWA Sei. (JPN)	*0	0	*1	2	*2	4	*4	4	4		
5	TAN Ruiwu (CRO)	*0	2	*3	5	*7	9	*10	11			
	KISHIKAWA Sei. (JPN)	0	*0	1	*1	1	*1	2	3			

Legend:

** Denotes server.

MS Men's Singles



MATCH RESULTS

单打比赛成绩 / RESULTAT DU MATCH

JANG Song Man (PRK) 4-2 HE Zhi Wen (ESP)

Game Summary		Match	Game 1	Game 2	Game 3	Game 4	Game 5	Game 6	Game 7
JANG Song Man	PRK	4	11	8	9	11	12	11	
HE Zhi Wen	ESP	2	9	11	11	7	10	8	
Duration		51min	5min	5min	6min	5min	8min	7min	

Match No.: MS41 Table: 4

Umpires: DEMARIO Leonor (BRA) YICK Joseph (USA)

Game Statistics	JANG Song Man (PRK)							Match	HE Zhi Wen (ESP)							Match	
	Game								Match	Game							
	1	2	3	4	5	6	7			1	2	3	4	5	6		7
Points won	11	8	9	11	12	11		62	9	11	11	7	10	8		56	
Service %	1 9%	1 12%	1 11%	2 18%	4 33%	2 18%		11 17%	2 22%	1 9%	0 0%	2 28%	1 10%	0 0%		6 10%	
Third Ball %	3 27%	1 12%	2 22%	3 27%	2 16%	0 0%		11 17%	0 0%	1 9%	3 27%	0 0%	0 0%	0 0%		4 7%	
Attacking %	2 18%	1 12%	2 22%	1 9%	0 0%	1 9%		7 11%	6 66%	6 54%	4 36%	3 42%	7 70%	5 62%		31 55%	
Defending %	3 27%	3 37%	3 33%	5 45%	6 50%	7 63%		27 43%	1 11%	3 27%	2 18%	1 14%	1 10%	1 12%		9 16%	
Counterattacking %	1 9%	1 12%	1 11%	0 0%	0 0%	1 9%		4 6%	0 0%	0 0%	2 18%	1 14%	1 10%	2 25%		6 10%	
Other %	1 9%	1 12%	0 0%	0 0%	0 0%	0 0%		2 3%	0 0%	0 0%	0 0%	0 0%	0 0%	0 0%		0 0%	
Biggest lead	3	2	1	6	3	6			1	5	5	1	1	1			
Handedness/Grip	Right/								Left/								

Game Progress

1	JANG Song Man (PRK)	*0	1	*2	4	*5	6	*7	8	*9	10	11		
	HE Zhi Wen (ESP)	0	*1	2	*2	3	*4	5	*6	7	*8	9		
2	JANG Song Man (PRK)	0	*2	2	*2	2	*3	4	*5	7	*8	8		
	HE Zhi Wen (ESP)	*0	0	*2	4	*6	7	*8	9	*9	10	11		
3	JANG Song Man (PRK)	*0	1	*1	2	*2	3	*4	6	*7	8	9		
	HE Zhi Wen (ESP)	0	*1	3	*4	6	*7	8	*8	9	*10	11		
4	JANG Song Man (PRK)	0	*1	3	*4	6	*7	9	*9	10	11	11		
	HE Zhi Wen (ESP)	*0	1	*1	2	*2	3	*3	5	*6	7	7		
5	JANG Song Man (PRK)	*0	1	*2	3	*5	6	*7	8	*8	10	*10	11	12
	HE Zhi Wen (ESP)	0	*1	2	*3	3	*4	5	*6	8	*8	10	*10	10
6	JANG Song Man (PRK)	0	*1	3	*4	6	*8	8	*9	9	*10	11	11	
	HE Zhi Wen (ESP)	*0	1	*1	2	*2	2	*4	5	*7	8	8	8	

Legend:

** Denotes server.

MS Men's Singles



MATCH RESULTS

单打比赛成绩 / RESULTAT DU MATCH

KIM Hyok Bong (PRK) 4-2 CHIANG Peng-Lung (TPE)

Game Summary		Match	Game 1	Game 2	Game 3	Game 4	Game 5	Game 6	Game 7
KIM Hyok Bong	PRK	4	11	8	11	7	11	12	
CHIANG Peng-Lung	TPE	2	7	11	8	11	4	10	
Duration		40min	3min	5min	5min	4min	3min	6min	

Match No.: MS42 Table: 3

Umpires: WULZ Wolfgang (AUT) KOMERICKI Damir (CRO)

Game Statistics	KIM Hyok Bong (PRK)							Match	CHIANG Peng-Lung (TPE)							Match
	Game								Game							
	1	2	3	4	5	6	7		1	2	3	4	5	6	7	
Points won	11	8	11	7	11	12		60	7	11	8	11	4	10		51
Service %	1 9%	0 0%	1 9%	1 14%	1 9%	1 8%		5 8%	0 0%	1 9%	1 12%	1 9%	0 0%	2 20%		5 9%
Third Ball %	0 0%	1 12%	2 18%	2 28%	1 9%	1 8%		7 11%	0 0%	1 9%	1 12%	1 9%	0 0%	2 20%		5 9%
Attacking %	2 18%	3 37%	5 45%	4 57%	5 45%	9 75%		28 46%	5 71%	2 18%	3 37%	7 63%	2 50%	5 50%		24 47%
Defending %	6 54%	4 50%	3 27%	0 0%	4 36%	1 8%		18 30%	1 14%	4 36%	2 25%	1 9%	2 50%	1 10%		11 21%
Counterattacking %	1 9%	0 0%	0 0%	0 0%	0 0%	0 0%		1 1%	1 14%	2 18%	1 12%	1 9%	0 0%	0 0%		5 9%
Other %	1 9%	0 0%	0 0%	0 0%	0 0%	0 0%		1 1%	0 0%	1 9%	0 0%	0 0%	0 0%	0 0%		1 1%
Biggest lead	5	0	5	0	7	2			1	5	1	4	1	4		
Handedness/Grip	Right/								Right/							

Game Progress

1	KIM Hyok Bong (PRK)	0	*1	2	*4	5	*7	8	*9	9	11			
	CHIANG Peng-L. (TPE)	*0	1	*2	2	*3	3	*4	5	*7	7			
2	KIM Hyok Bong (PRK)	*0	0	*2	2	*2	3	*5	6	*8	8			
	CHIANG Peng-L. (TPE)	0	*2	2	*4	6	*7	7	*8	8	*10	11		
3	KIM Hyok Bong (PRK)	0	*1	3	*4	5	*7	8	*8	9	*10	11		
	CHIANG Peng-L. (TPE)	*0	1	*1	2	*3	3	*4	6	*7	8	8		
4	KIM Hyok Bong (PRK)	*0	0	*1	3	*3	4	*4	6	*6	7			
	CHIANG Peng-L. (TPE)	0	*2	3	*3	5	*6	8	*8	10	11			
5	KIM Hyok Bong (PRK)	0	*1	3	*5	5	*7	8	*10	11				
	CHIANG Peng-L. (TPE)	*0	1	*1	1	*3	3	*4	4	4				
6	KIM Hyok Bong (PRK)	*0	0	*0	2	*3	5	*6	8	*9	9	*10	11	12
	CHIANG Peng-L. (TPE)	0	*2	4	*4	5	*5	6	*6	7	*9	10	*10	10

Legend:

** Denotes server. MS Men's Singles



MATCH RESULTS

单打比赛成绩 / RESULTAT DU MATCH

TORIOLA Segun (NGR) 4-2 SAIVE Jean-Michel (BEL)

Game Summary		Match	Game 1	Game 2	Game 3	Game 4	Game 5	Game 6	Game 7
TORIOLA Segun	NGR	4	11	11	8	9	11	12	
SAIVE Jean-Michel	BEL	2	8	7	11	11	3	10	
Duration		44min	4min	4min	4min	6min	4min	6min	

Match No.: MS43 Table: 1

Umpires: SETA Yukito (JPN) LIU Jingli (CHN)

Game Statistics	TORIOLA Segun (NGR)							Match	SAIVE Jean-Michel (BEL)							Match
	Game								Game							
	1	2	3	4	5	6	7		1	2	3	4	5	6	7	
Points won	11	11	8	9	11	12		62	8	7	11	11	3	10		50
Service %	1 9%	2 18%	0 0%	1 11%	0 0%	0 0%		4 6%	1 12%	1 14%	0 0%	2 18%	0 0%	0 0%		4 8%
Third Ball %	1 9%	1 9%	1 12%	0 0%	1 9%	1 8%		5 8%	0 0%	1 14%	3 27%	0 0%	1 33%	2 20%		7 14%
Attacking %	8 72%	3 27%	4 50%	5 55%	9 81%	9 75%		38 61%	4 50%	3 42%	4 36%	5 45%	2 66%	6 60%		24 48%
Defending %	1 9%	5 45%	2 25%	3 33%	1 9%	2 16%		14 22%	3 37%	2 28%	4 36%	3 27%	0 0%	2 20%		14 28%
Counterattacking %	0 0%	0 0%	1 12%	0 0%	0 0%	0 0%		1 1%	0 0%	0 0%	0 0%	1 9%	0 0%	0 0%		1 2%
Other %	0 0%	0 0%	0 0%	0 0%	0 0%	0 0%		0 0%	0 0%	0 0%	0 0%	0 0%	0 0%	0 0%		0 0%
Biggest lead	4	4	1	1	8	2			3	3	3	2	2	4		
Handedness/Grip	Right/								Right/							

Game Progress

1	TORIOLA Segun (NGR)	0	*0	1	*2	3	*5	7	*9	10	*10	11		
	SAIVE Jean-Mic. (BEL)	*0	2	*3	4	*5	5	*5	5	*6	8	8		
2	TORIOLA Segun (NGR)	*0	1	*1	2	*3	5	*6	7	*9	11			
	SAIVE Jean-Mic. (BEL)	0	*1	3	*4	5	*5	6	*7	7	7			
3	TORIOLA Segun (NGR)	0	*0	1	*3	4	*5	5	*7	7	*8	8		
	SAIVE Jean-Mic. (BEL)	*0	2	*3	3	*4	5	*7	7	*9	10	11		
4	TORIOLA Segun (NGR)	*0	1	*2	3	*4	5	*6	7	*8	8	9		
	SAIVE Jean-Mic. (BEL)	0	*1	2	*3	4	*5	6	*7	8	*10	11		
5	TORIOLA Segun (NGR)	0	*0	2	*4	6	*7	9	11					
	SAIVE Jean-Mic. (BEL)	*0	2	*2	2	*2	3	*3	3					
6	TORIOLA Segun (NGR)	*0	0	*0	1	*2	4	*5	7	*8	9	*10	11	12
	SAIVE Jean-Mic. (BEL)	0	*2	4	*5	6	*6	7	*7	8	*9	10	*10	10

Legend:

*** Denotes server. MS Men's Singles



MATCH RESULTS

单打比赛成绩 / RÉSULTAT DU MATCH

MIZUTANI Jun (JPN) 4-3 ELOI Damien (FRA)

Game Summary		Match	Game 1	Game 2	Game 3	Game 4	Game 5	Game 6	Game 7
MIZUTANI Jun	JPN	4	11	7	15	7	8	11	11
ELOI Damien	FRA	3	9	11	13	11	11	8	1
Duration		44min	4min	3min	7min	4min	4min	4min	2min

Match No.: MS44 Table: 2

Umpires: LAU Pub Taai (SIN) PIAO Lin (CHN)

Game Statistics	MIZUTANI Jun (JPN)								ELOI Damien (FRA)							
	Game							Match	Game							Match
	1	2	3	4	5	6	7		1	2	3	4	5	6	7	
Points won	11	7	15	7	8	11	11	70	9	11	13	11	11	8	1	64
Service %	0%	14%	20%	28%	25%	18%	9%	11%	22%	36%	15%	18%	9%	25%	0%	20%
Third Ball %	1%	3%	0%	0%	0%	0%	0%	4%	11%	1%	1%	2%	2%	3%	0%	10%
Attacking %	4%	1%	7%	3%	3%	6%	2%	26%	44%	4%	6%	7%	3%	3%	1%	27%
Defending %	5%	0%	2%	1%	3%	3%	7%	21%	22%	0%	15%	27%	18%	0%	0%	14%
Counterattacking %	1%	2%	3%	1%	0%	0%	1%	8%	0%	0%	1%	0%	2%	0%	0%	3%
Other %	0%	0%	0%	0%	0%	0%	0%	0%	0%	0%	0%	9%	9%	0%	0%	3%
Biggest lead	2	1	2	1	2	3	10		2	4	4	4	3	3	0	
Handedness/Grip	Left/								Right/							

Game Progress

1	MIZUTANI Jun (JPN)	*0	0	*2	3	*3	5	*6	7	*8	9	11								
	ELOI Damien (FRA)	0	*2	2	*3	5	*5	6	*7	8	*9	9								
2	MIZUTANI Jun (JPN)	0	*0	1	*2	4	*5	6	*7	7	7	7								
	ELOI Damien (FRA)	*0	2	*3	4	*4	5	*6	7	*9	11	11								
3	MIZUTANI Jun (JPN)	*0	1	*1	3	*3	3	*5	6	*8	8	*10	10	*11	12	*12	13	*13	14	15
	ELOI Damien (FRA)	0	*1	3	*3	5	*7	7	*8	8	*10	10	*11	11	*11	12	*12	13	*13	13
4	MIZUTANI Jun (JPN)	0	*1	2	*2	4	*4	5	*5	6	7	7								
	ELOI Damien (FRA)	*0	1	*2	4	*4	6	*7	9	*10	11	11								
5	MIZUTANI Jun (JPN)	*0	2	*2	3	*4	6	*6	6	*7	8	8								
	ELOI Damien (FRA)	0	*0	2	*3	4	*4	6	*8	9	*10	11								
6	MIZUTANI Jun (JPN)	0	*1	1	*2	3	*4	6	*6	8	*10	11								
	ELOI Damien (FRA)	*0	1	*3	4	*5	6	*6	8	*8	8	8								
7	MIZUTANI Jun (JPN)	*0	2	*4	6	*7	9	11	11	11	11	11								
	ELOI Damien (FRA)	0	*0	0	*0	1	*1	1	1	1	1	1								

Legend:

** Denotes server. MS Men's Singles



MATCH RESULTS

单打比赛成绩 / RÉSULTAT DU MATCH

TOKIC Bojan (SLO) 4-3 BOBOCICA Mihai (ITA)

Game Summary		Match	Game 1	Game 2	Game 3	Game 4	Game 5	Game 6	Game 7
TOKIC Bojan	SLO	4	14	6	5	11	11	8	11
BOBOCICA Mihai	ITA	3	12	11	11	8	9	11	6
Duration		55min	7min	4min	4min	5min	6min	6min	5min

Match No.: MS45 Table: 4

Umpires: ISAACS Moegemad (RSA) XIE Ying (CHN)

Game Statistics	TOKIC Bojan (SLO)								BOBOCICA Mihai (ITA)							
	Game							Match	Game							Match
	1	2	3	4	5	6	7		1	2	3	4	5	6	7	
Points won	14	6	5	11	11	8	11	66	12	11	11	8	9	11	6	68
Service %	0%	33%	0%	27%	0%	12%	0%	9%	25%	9%	9%	12%	0%	18%	0%	11%
Third Ball %	4%	2%	1%	2%	0%	0%	1%	10%	3%	3%	3%	2%	1%	1%	0%	13%
Attacking %	28%	16%	20%	9%	27%	62%	45%	30%	33%	27%	27%	50%	44%	36%	33%	35%
Defending %	3%	0%	1%	2%	3%	0%	1%	10%	0%	0%	2%	0%	1%	0%	1%	4%
Counterattacking %	7%	16%	20%	27%	36%	12%	27%	21%	8%	27%	18%	12%	22%	36%	33%	22%
Other %	14%	0%	20%	0%	9%	12%	9%	9%	8%	9%	0%	0%	11%	0%	16%	5%
Biggest lead	2	1	0	3	3	1	5		3	5	6	3	1	3	4	
Handedness/Grip	Right/								Right/							

Game Progress

1	TOKIC Bojan (SLO)	*0	0	*1	3	*4	5	*6	8	*8	9	*10	10	*11	12	*12	13	14
	BOBOCICA Mihai (ITA)	0	*2	3	*3	4	*5	6	*6	8	*9	10	*11	11	*11	12	*12	12
2	TOKIC Bojan (SLO)	0	*1	2	*2	4	*4	4	*5	6	6							6
	BOBOCICA Mihai (ITA)	*0	1	*2	4	*4	6	*8	9	*10	11							11
3	TOKIC Bojan (SLO)	*0	0	*0	1	*2	3	*5	5	5	5							5
	BOBOCICA Mihai (ITA)	0	*2	4	*5	6	*7	7	*9	11								11
4	TOKIC Bojan (SLO)	0	*0	1	*2	3	*5	7	*8	9	*10	11						11
	BOBOCICA Mihai (ITA)	*0	2	*3	4	*5	5	*5	6	*7	8	8						8
5	TOKIC Bojan (SLO)	*0	1	*2	3	*5	6	*7	8	*9	9	11						11
	BOBOCICA Mihai (ITA)	0	*1	2	*3	3	*4	5	*6	7	*9	9						9
6	TOKIC Bojan (SLO)	0	*1	2	*3	4	*4	5	*6	7	*8	8						8
	BOBOCICA Mihai (ITA)	*0	1	*2	3	*4	6	*7	8	*9	10	11						11
7	TOKIC Bojan (SLO)	*0	0	*1	1	*3	5	*7	8	*10	11							11
	BOBOCICA Mihai (ITA)	0	*2	3	*5	5	*5	5	*6	6	6							6

Legend:

** Denotes server. MS Men's Singles



MATCH RESULTS

单打比赛成绩 / RESULTAT DU MATCH

WANG Hao (CHN) 4-0 CHEN Weixing (AUT)

Game Summary		Match	Game 1	Game 2	Game 3	Game 4	Game 5	Game 6	Game 7
WANG Hao	CHN	4	11	11	11	11			
CHEN Weixing	AUT	0	7	7	5	5			
Duration		26min	4min	5min	4min	4min			

Match No.: MS46 Table: 1

Umpires: ISAACS Moegemad (RSA) SETA Yukito (JPN)

Game Statistics	WANG Hao (CHN)								CHEN Weixing (AUT)							
	Game							Match	Game							Match
	1	2	3	4	5	6	7		1	2	3	4	5	6	7	
Points won	11	11	11	11				44	7	7	5	5				24
Service %	0%	1%	1%	0%				2%	14%	14%	20%	0%				3%
Third Ball %	2%	0%	1%	1%				4%	0%	14%	20%	0%				2%
Attacking %	7%	5%	5%	6%				23%	14%	0%	40%	40%				5%
Defending %	1%	2%	3%	0%				6%	57%	57%	20%	60%				12%
Counterattacking %	1%	3%	1%	4%				9%	14%	14%	0%	0%				8%
Other %	0%	0%	0%	0%				0%	0%	0%	0%	0%				0%
Biggest lead	4	4	6	6					1	2	0	1				
Handedness/Grip	Right/								Right/							

Game Progress

1	WANG Hao (CHN)	*0	1	*2	4	*5	5	*7	8	*9	11
	CHEN Weixing (AUT)	0	*1	2	*2	3	*5	5	*6	7	7
2	WANG Hao (CHN)	0	*0	2	*3	3	*5	6	*7	9	11
	CHEN Weixing (AUT)	*0	2	*2	3	*5	5	*6	7	*7	7
3	WANG Hao (CHN)	*0	2	*4	6	*6	7	*8	10	11	
	CHEN Weixing (AUT)	0	*0	0	*0	2	*3	4	*4	5	
4	WANG Hao (CHN)	0	*1	2	*4	5	*6	8	*9	11	
	CHEN Weixing (AUT)	*0	1	*2	2	*3	4	*4	5	5	

Legend:

** Denotes server.

MS Men's Singles



MATCH RESULTS

单打比赛成绩 / RÉSULTAT DU MATCH

KAN Yo (JPN) 4-1 SMIRNOV Alexei (RUS)

Game Summary		Match	Game 1	Game 2	Game 3	Game 4	Game 5	Game 6	Game 7
KAN Yo	JPN	4	9	11	11	14	17		
SMIRNOV Alexei	RUS	1	11	8	9	12	15		
Duration		43min	4min	5min	5min	7min	10min		

Match No.: MS47 Table: 3

Umpires: LAU Pub Taai (SIN) ABASCIA Andrea (ITA)

Game Statistics	KAN Yo (JPN)							Match	SMIRNOV Alexei (RUS)							Match	
	Game								Match	Game							
	1	2	3	4	5	6	7			1	2	3	4	5	6		7
Points won	9	11	11	14	17			62	11	8	9	12	15			55	
Service %	11%	9%	9%	21%	23%			10%	9%	0%	11%	0%	6%			5%	
Third Ball %	11%	27%	18%	14%	17%			17%	0%	37%	11%	16%	26%			18%	
Attacking %	22%	36%	54%	28%	47%			38%	72%	25%	55%	41%	33%			45%	
Defending %	55%	18%	18%	35%	11%			25%	18%	25%	22%	33%	33%			27%	
Counterattacking %	0%	0%	0%	0%	0%			0%	0%	0%	0%	8%	0%			1%	
Other %	0%	9%	0%	0%	0%			1%	0%	12%	0%	0%	0%			1%	
Biggest lead	3	3	2	2	6				2	1	5	2	1				
Handedness/Grip	Right/								Right/								

Game Progress

1	KAN Yo (JPN)	*0	2	*3	3	*4	4	*5	6	*7	8	9									
	SMIRNOV Alexei (RUS)	0	*0	1	*3	4	*6	7	*8	9	*10	11									
2	KAN Yo (JPN)	0	*1	3	*4	5	*6	7	*8	9	*10	11									
	SMIRNOV Alexei (RUS)	*0	1	*1	2	*3	4	*5	6	*7	8	8									
3	KAN Yo (JPN)	*0	0	*1	2	*2	3	*5	6	*7	9	11									
	SMIRNOV Alexei (RUS)	0	*2	3	*4	6	*7	7	*8	9	*9	9									
4	KAN Yo (JPN)	0	*0	2	*3	4	*5	6	*7	8	*9	10	*10	11	*12	12	*13	14			
	SMIRNOV Alexei (RUS)	*0	2	*2	3	*4	5	*6	7	*8	9	*10	11	*11	11	*12	12	12			
5	KAN Yo (JPN)	*0	2	*3	4	*5	7	*9	9	*9	9	*10	11	*11	11	*12	13	*13	14	*14	15
	SMIRNOV Alexei (RUS)	0	*0	1	*2	3	*3	3	*5	7	*9	10	*10	11	*12	12	*12	13	*13	14	*14
5	KAN Yo (JPN)	*15	16	17																	
	SMIRNOV Alexei (RUS)	15	*15	15																	

Legend:

** Denotes server.

MS Men's Singles



MATCH RESULTS

单打比赛成绩 / RÉSULTAT DU MATCH

OVTCHAROV Dimitrij (GER) 4-3 CRISAN Adrian (ROU)

Game Summary		Match	Game 1	Game 2	Game 3	Game 4	Game 5	Game 6	Game 7
OVTCHAROV Dimitrij	GER	4	8	7	11	11	11	10	11
CRISAN Adrian	ROU	3	11	11	7	9	6	12	8
Duration		1h 00min	5min	5min	6min	6min	5min	8min	7min

Match No.: MS48 Table: 4

Umpires: PIAO Lin (CHN) LIU Jingli (CHN)

Game Statistics	OVTCHAROV Dimitrij (GER)								CRISAN Adrian (ROU)							
	Game							Match	Game							Match
	1	2	3	4	5	6	7		1	2	3	4	5	6	7	
Points won	8	7	11	11	11	10	11	69	11	11	7	9	6	12	8	64
Service %	12%	0%	0%	9%	0%	20%	0%	4%	0%	0%	14%	0%	0%	0%	0%	1%
Third Ball %	0%	0%	9%	0%	0%	0%	0%	1%	0%	0%	0%	11%	0%	0%	0%	1%
Attacking %	50%	42%	63%	45%	90%	80%	63%	63%	45%	54%	28%	55%	83%	58%	62%	54%
Defending %	37%	57%	27%	45%	9%	0%	18%	26%	54%	27%	42%	22%	16%	33%	25%	32%
Counterattacking %	0%	0%	0%	0%	0%	0%	18%	2%	0%	9%	0%	11%	0%	0%	12%	4%
Other %	0%	0%	0%	0%	0%	0%	0%	0%	0%	9%	14%	0%	0%	8%	0%	4%
Biggest lead	2	0	4	3	5	4	3		3	4	0	2	0	2	1	
Handedness/Grip	Right/								Right/							

Game Progress

1	OVTCHAROV Di. (GER)	*0	2	*2	3	*4	5	*6	7	*7	8	8	
	CRISAN Adrian (ROU)	0	*0	2	*3	4	*5	6	*7	9	*10	11	
2	OVTCHAROV Di. (GER)	0	*0	2	*3	4	*5	6	*6	7	7		
	CRISAN Adrian (ROU)	*0	2	*2	3	*4	5	*6	8	*9	11		
3	OVTCHAROV Di. (GER)	*0	1	*2	3	*4	5	*7	8	*9	11		
	CRISAN Adrian (ROU)	0	*1	2	*3	4	*5	5	*6	7	7		
4	OVTCHAROV Di. (GER)	0	*1	3	*3	4	*4	6	*8	9	*9	11	
	CRISAN Adrian (ROU)	*0	1	*1	3	*4	6	*6	6	*7	9	9	
5	OVTCHAROV Di. (GER)	*0	2	*3	4	*4	5	*6	8	*10	11		
	CRISAN Adrian (ROU)	0	*0	1	*2	4	*5	6	*6	6	6		
6	OVTCHAROV Di. (GER)	0	*2	3	*4	5	*6	8	*8	9	*9	10	
	CRISAN Adrian (ROU)	*0	0	*1	2	*3	4	*4	6	*7	9	*10	12
7	OVTCHAROV Di. (GER)	*0	2	*3	3	*4	5	*7	8	*9	10	11	
	CRISAN Adrian (ROU)	0	*0	1	*3	4	*5	5	*6	7	*8	8	

Legend:

*** Denotes server.

MS Men's Singles



MATCH RESULTS

单打比赛成绩 / RÉSULTAT DU MATCH

KO Lai Chak (HKG) 4-2 RYU Seung Min (KOR)

Game Summary		Match	Game 1	Game 2	Game 3	Game 4	Game 5	Game 6	Game 7
KO Lai Chak	HKG	4	11	11	11	4	5	12	
RYU Seung Min	KOR	2	7	8	6	11	11	10	
Duration		40min	4min	4min	4min	3min	4min	7min	

Match No.: MS49

Table: 2

Umpires: KOMERICKI Damir (CRO) WULZ Wolfgang (AUT)

Game Statistics	KO Lai Chak (HKG)							Match	RYU Seung Min (KOR)							Match	
	Game								Match	Game							
	1	2	3	4	5	6	7			1	2	3	4	5	6		7
Points won	11	11	11	4	5	12		54	7	8	6	11	11	10		53	
Service %	1 9%	3 27%	1 9%	1 25%	0 0%	1 8%		7 12%	2 28%	1 12%	0 0%	1 9%	0 0%	0 0%		4 7%	
Third Ball %	2 18%	3 27%	1 9%	1 25%	0 0%	3 25%		10 18%	1 14%	4 50%	2 33%	3 27%	1 9%	0 0%		11 20%	
Attacking %	3 27%	0 0%	3 27%	2 50%	2 40%	3 25%		13 24%	3 42%	0 0%	2 33%	5 45%	5 45%	8 80%		23 43%	
Defending %	3 27%	5 45%	5 45%	0 0%	2 40%	5 41%		20 37%	1 14%	1 12%	1 16%	1 9%	4 36%	2 20%		10 18%	
Counterattacking %	2 18%	0 0%	1 9%	0 0%	1 20%	0 0%		4 7%	0 0%	2 25%	1 16%	1 9%	1 9%	0 0%		5 9%	
Other %	0 0%	0 0%	0 0%	0 0%	0 0%	0 0%		0 0%	0 0%	0 0%	0 0%	0 0%	0 0%	0 0%		0 0%	
Biggest lead	4	3	5	1	2	2			1	3	0	7	6	4			
Handedness/Grip	Left/								Right/								

Game Progress

1	KO Lai Chak (HKG)	*0	1	*2	3	*4	5	*7	8	*9	11			
	RYU Seung Min (KOR)	0	*1	2	*3	4	*5	5	*6	7	7			
2	KO Lai Chak (HKG)	0	*0	1	*2	4	*6	7	*7	8	*10	11		
	RYU Seung Min (KOR)	*0	2	*3	4	*4	4	*5	7	*8	8	8		
3	KO Lai Chak (HKG)	*0	2	*3	4	*6	7	*8	8	*10	11			
	RYU Seung Min (KOR)	0	*0	1	*2	2	*3	4	*6	6	6			
4	KO Lai Chak (HKG)	0	*0	2	*3	4	*4	4	*4	4	4			
	RYU Seung Min (KOR)	*0	2	*2	3	*4	6	*8	10	11				
5	KO Lai Chak (HKG)	*0	1	*3	3	*4	4	*4	5	5				
	RYU Seung Min (KOR)	0	*1	1	*3	4	*6	8	*9	11				
6	KO Lai Chak (HKG)	0	*1	1	*2	3	*4	4	*5	7	*8	10	*11	12
	RYU Seung Min (KOR)	*0	1	*3	4	*5	6	*8	9	*9	10	*10	10	10

Legend:

*** Denotes server.

MS Men's Singles



MATCH RESULTS

单打比赛成绩 / RÉSULTAT DU MATCH

YANG Zi (SIN) 4-3 CHUAN Chih-Yuan (TPE)

Game Summary		Match	Game 1	Game 2	Game 3	Game 4	Game 5	Game 6	Game 7
YANG Zi	SIN	4	14	7	11	7	5	11	12
CHUAN Chih-Yuan	TPE	3	12	11	8	11	11	7	10
Duration		1h 01min	8min	5min	6min	5min	4min	5min	7min

Match No.: MS50 Table: 4

Umpires: MUGWANYA Ronald (UGA) ALAMRI Hassan (QAT)

Game Statistics	YANG Zi (SIN)								CHUAN Chih-Yuan (TPE)							
	Game							Match	Game							Match
	1	2	3	4	5	6	7		1	2	3	4	5	6	7	
Points won	14	7	11	7	5	11	12	67	12	11	8	11	11	7	10	70
Service %	1 7%	1 14%	1 9%	1 14%	0 0%	0 0%	3 25%	7 10%	3 25%	1 9%	3 37%	1 9%	2 18%	2 28%	0 0%	12 17%
Third Ball %	0 0%	0 0%	3 27%	1 14%	0 0%	0 0%	0 0%	4 5%	0 0%	0 0%	2 25%	1 9%	1 9%	0 0%	0 0%	4 5%
Attacking %	11 78%	4 57%	6 54%	4 57%	4 80%	9 81%	8 66%	46 68%	5 41%	8 72%	3 37%	6 54%	7 63%	2 28%	7 70%	38 54%
Defending %	2 14%	2 28%	0 0%	1 14%	1 20%	2 18%	1 8%	9 13%	4 33%	2 18%	0 0%	2 18%	1 9%	3 42%	3 30%	15 21%
Counterattacking %	0 0%	0 0%	1 9%	0 0%	0 0%	0 0%	0 0%	1 1%	0 0%	0 0%	0 0%	1 9%	0 0%	0 0%	0 0%	1 1%
Other %	0 0%	0 0%	0 0%	0 0%	0 0%	0 0%	0 0%	0 0%	0 0%	0 0%	0 0%	0 0%	0 0%	0 0%	0 0%	0 0%
Biggest lead	2	2	5	2	0	4	2		2	5	1	4	6	4	3	
Handedness/Grip	/								Right/							

Game Progress

1	YANG Zi (SIN)	0	*2	2	*3	5	*5	5	*6	8	*8	10	*10	11	*11	12	*13	14
	CHUAN Chih-Yu. (TPE)	*0	0	*2	3	*3	5	*7	8	*8	10	*10	11	*11	12	*12	12	12
2	YANG Zi (SIN)	*0	2	*2	2	*2	3	*4	5	*6	7							
	CHUAN Chih-Yu. (TPE)	0	*0	2	*4	6	*7	8	*9	10	11							
3	YANG Zi (SIN)	0	*1	2	*3	5	*6	8	*9	10	*10	11						
	CHUAN Chih-Yu. (TPE)	*0	1	*2	3	*3	4	*4	5	*6	8	8						
4	YANG Zi (SIN)	*0	2	*3	4	*4	5	*5	6	*6	7							
	CHUAN Chih-Yu. (TPE)	0	*0	1	*2	4	*5	7	*8	10	11							
5	YANG Zi (SIN)	0	*0	1	*2	3	*4	4	*4	5								
	CHUAN Chih-Yu. (TPE)	*0	2	*3	4	*5	6	*8	10	11								
6	YANG Zi (SIN)	*0	1	*1	2	*2	4	*6	8	*9	11							
	CHUAN Chih-Yu. (TPE)	0	*1	3	*4	6	*6	6	*6	7	7							
7	YANG Zi (SIN)	0	*1	2	*3	4	*5	5	*6	7	*9	10	*11	12				
	CHUAN Chih-Yu. (TPE)	*0	1	*2	3	*4	5	*7	8	*9	9	*10	10	10				

Legend:

** Denotes server.

MS Men's Singles



MATCH RESULTS

单打比赛成绩 / RESULTAT DU MATCH

PRIMORAC Zoran (CRO) 4-2 MAZE Michael (DEN)

Game Summary		Match	Game 1	Game 2	Game 3	Game 4	Game 5	Game 6	Game 7
PRIMORAC Zoran	CRO	4	11	9	12	10	11	13	
MAZE Michael	DEN	2	8	11	10	12	7	11	
Duration		1h 06min	7min	7min	9min	9min	6min	9min	

Match No.: MS51 Table: 2

Umpires: LING Chaochao (CHN) XU Yumei (CHN)

Game Statistics	PRIMORAC Zoran (CRO)							Match	MAZE Michael (DEN)							Match	
	Game								Match	Game							
	1	2	3	4	5	6	7			1	2	3	4	5	6		7
Points won	11	9	12	10	11	13		66	8	11	10	12	7	11		59	
Service %	0	1	1	1	0	1		4	0	1	0	2	1	3		7	
	0%	11%	8%	10%	0%	7%		6%	0%	9%	0%	16%	14%	27%		11%	
Third Ball %	2	3	3	1	2	2		13	0	0	2	2	1	3		8	
	18%	33%	25%	10%	18%	15%		19%	0%	0%	20%	16%	14%	27%		13%	
Attacking %	5	2	4	4	5	5		25	4	8	5	5	3	1		26	
	45%	22%	33%	40%	45%	38%		37%	50%	72%	50%	41%	42%	9%		44%	
Defending %	3	2	3	4	3	3		18	1	2	2	2	1	2		10	
	27%	22%	25%	40%	27%	23%		27%	12%	18%	20%	16%	14%	18%		16%	
Counterattacking %	0	1	0	0	1	2		4	1	0	1	1	1	2		6	
	0%	11%	0%	0%	9%	15%		6%	12%	0%	10%	8%	14%	18%		10%	
Other %	1	0	1	0	0	0		2	2	0	0	0	0	0		2	
	9%	0%	8%	0%	0%	0%		3%	25%	0%	0%	0%	0%	0%		3%	
Biggest lead	3	4	2	2	5	2			1	2	1	2	0	4			
Handedness/Grip	Right/								Right/								

Game Progress

1	PRIMORAC Zoran (CRO)	0	*2	3	*4	4	*5	6	*8	8	*10	11				
	MAZE Michael (DEN)	*0	0	*1	2	*4	5	*6	6	*8	8	8				
2	PRIMORAC Zoran (CRO)	*0	2	*3	4	*5	7	*7	8	*9	9	9				
	MAZE Michael (DEN)	0	*0	1	*2	3	*3	5	*6	7	*9	11				
3	PRIMORAC Zoran (CRO)	0	*1	2	*3	4	*5	6	*7	8	*9	10	*11	12		
	MAZE Michael (DEN)	*0	1	*2	3	*4	5	*6	7	*8	9	*10	10	10		
4	PRIMORAC Zoran (CRO)	*0	2	*2	3	*4	5	*6	8	*8	9	*10	10	10		
	MAZE Michael (DEN)	0	*0	2	*3	4	*5	6	*6	8	*9	10	*11	12		
5	PRIMORAC Zoran (CRO)	0	*1	3	*4	5	*6	8	*9	10	11					
	MAZE Michael (DEN)	*0	1	*1	2	*3	4	*4	5	*6	7					
6	PRIMORAC Zoran (CRO)	*0	0	*0	2	*2	4	*5	6	*8	9	*10	10	*11	12	13
	MAZE Michael (DEN)	0	*2	4	*4	6	*6	7	*8	8	*9	10	*11	11	*11	11

Legend:

*** Denotes server.

MS Men's Singles



MATCH RESULTS

单打比赛成绩 / RÉSULTAT DU MATCH

PERSSON Jorgen (SWE) 4-1 CHEUNG Yuk (HKG)

Game Summary		Match	Game 1	Game 2	Game 3	Game 4	Game 5	Game 6	Game 7
PERSSON Jorgen	SWE	4	11	11	11	9	11		
CHEUNG Yuk	HKG	1	9	7	4	11	2		
Duration		25min	5min	4min	2min	4min	2min		

Match No.: MS52 Table: 3

Umpires: ROBERTS Averil (NZL) McSHANE Mick (AUS)

Game Statistics	PERSSON Jorgen (SWE)								CHEUNG Yuk (HKG)							
	Game							Match	Game							Match
	1	2	3	4	5	6	7		1	2	3	4	5	6	7	
Points won	11	11	11	9	11			53	9	7	4	11	2			33
Service %	0%	1%	0%	0%	2%			3%	33%	0%	0%	18%	0%			5%
Third Ball %	3%	4%	2%	3%	0%			12%	11%	14%	25%	9%	50%			15%
Attacking %	4%	4%	6%	4%	6%			24%	44%	42%	25%	36%	50%			39%
Defending %	3%	1%	2%	2%	2%			10%	11%	42%	50%	36%	0%			30%
Counterattacking %	1%	0%	0%	0%	1%			2%	0%	0%	0%	0%	0%			0%
Other %	0%	1%	1%	0%	0%			2%	0%	0%	0%	0%	0%			0%
Biggest lead	2	4	7	1	9				2	2	0	3	0			
Handedness/Grip	Right/								Left/							

Game Progress

1	PERSSON Jorgen (SWE)	0	*1	1	*2	4	*5	6	*6	8	*9	11
	CHEUNG Yuk (HKG)	*0	1	*3	4	*4	5	*6	8	*8	9	9
2	PERSSON Jorgen (SWE)	*0	0	*2	4	*5	7	*8	9	*10	11	
	CHEUNG Yuk (HKG)	0	*2	2	*2	3	*3	4	*5	6	7	
3	PERSSON Jorgen (SWE)	0	*2	3	*4	6	*7	8	*10	11		
	CHEUNG Yuk (HKG)	*0	0	*1	2	*2	3	*4	4	4		
4	PERSSON Jorgen (SWE)	*0	1	*1	3	*4	4	*5	6	*7	8	9
	CHEUNG Yuk (HKG)	0	*1	3	*3	4	*6	7	*8	9	*10	11
5	PERSSON Jorgen (SWE)	0	*2	4	*5	7	*8	10	11			
	CHEUNG Yuk (HKG)	*0	0	*0	1	*1	2	*2	2			

Legend:

** Denotes server. MS Men's Singles



MATCH RESULTS

单打比赛成绩 / RÉSULTAT DU MATCH

SAMSONOV Vladimir (BLR) 4-0 SUSS Christian (GER)

Game Summary		Match	Game 1	Game 2	Game 3	Game 4	Game 5	Game 6	Game 7
SAMSONOV Vladimir	BLR	4	15	11	11	11			
SUSS Christian	GER	0	13	6	9	4			
Duration		30min	9min	4min	5min	3min			

Match No.: MS53 Table: 1

Umpires: YICK Joseph (USA) BERGFELDT Rebecca (SWE)

Game Statistics	SAMSONOV Vladimir (BLR)								SUSS Christian (GER)							
	Game							Match	Game							Match
	1	2	3	4	5	6	7		1	2	3	4	5	6	7	
Points won	15	11	11	11				48	13	6	9	4				32
Service %	0%	0%	18%	18%				8%	15%	16%	0%	50%				15%
Third Ball %	6%	3%	1%	1%				11%	0%	1%	0%	0%				1%
Attacking %	8%	3%	3%	5%				19%	6%	2%	3%	0%				11%
Defending %	1%	4%	3%	3%				11%	4%	1%	2%	1%				8%
Counterattacking %	0%	1%	1%	0%				2%	1%	1%	4%	1%				7%
Other %	0%	0%	1%	0%				1%	0%	0%	0%	0%				0%
Biggest lead	3	5	5	7					2	3	1	1				
Handedness/Grip	Right/								Right/							

Game Progress

1	SAMSONOV Vlad. (BLR)	*0	2	*3	4	*5	6	*7	8	*8	8	*10	11	*11	12	*12	13	*13	14	15
	SUSS Christian (GER)	0	*0	1	*2	3	*4	5	*6	8	*10	10	*10	11	*11	12	*12	13	*13	13
2	SAMSONOV Vlad. (BLR)	0	*1	1	*2	4	*6	8	*9	10	11									
	SUSS Christian (GER)	*0	1	*3	4	*4	4	*4	5	*6	6									
3	SAMSONOV Vlad. (BLR)	*0	1	*3	5	*6	6	*8	8	*10	10	11								
	SUSS Christian (GER)	0	*1	1	*1	2	*4	4	*6	6	*8	9								
4	SAMSONOV Vlad. (BLR)	0	*1	2	*4	6	*7	8	*10	11										
	SUSS Christian (GER)	*0	1	*2	2	*2	3	*4	4	4										

Legend:

** Denotes server.

MS Men's Singles



MATCH RESULTS

单打比赛成绩 / RESULTAT DU MATCH

WANG Liqin (CHN) 4-0 BLASZCZYK Lucjan (POL)

Game Summary		Match	Game 1	Game 2	Game 3	Game 4	Game 5	Game 6	Game 7
WANG Liqin	CHN	4	11	11	11	11			
BLASZCZYK Lucjan	POL	0	2	6	7	8			
Duration		26min	2min	5min	5min	6min			

Match No.: MS54 Table: 1

Umpires: ISAACS Moegemad (RSA) LAU Pub Taai (SIN)

Game Statistics	WANG Liqin (CHN)								BLASZCZYK Lucjan (POL)							
	Game							Match	Game							Match
	1	2	3	4	5	6	7		1	2	3	4	5	6	7	
Points won	11	11	11	11				44	2	6	7	8				23
Service %	1 9%	1 9%	1 9%	0 0%				3 6%	1 50%	1 16%	2 28%	1 12%				5 21%
Third Ball %	1 9%	1 9%	1 9%	1 9%				4 9%	0 0%	0 0%	2 28%	1 12%				3 13%
Attacking %	3 27%	3 27%	5 45%	3 27%				14 31%	0 0%	3 50%	1 14%	4 50%				8 34%
Defending %	5 45%	2 18%	3 27%	5 45%				15 34%	1 50%	1 16%	1 14%	1 12%				4 17%
Counterattacking %	1 9%	4 36%	1 9%	2 18%				8 18%	0 0%	1 16%	1 14%	1 12%				3 13%
Other %	0 0%	0 0%	0 0%	0 0%				0 0%	0 0%	0 0%	0 0%	0 0%				0 0%
Biggest lead	9	5	4	4					0	2	2	0				
Handedness/Grip	Right/								Right/							

Game Progress

1	WANG Liqin (CHN)	0	*2	3	*4	6	*8	10	11	
	BLASZCZYK Lucj. (POL)	*0	0	*1	2	*2	2	*2	2	
2	WANG Liqin (CHN)	*0	1	*1	3	*4	6	*7	8	*10
	BLASZCZYK Lucj. (POL)	0	*1	3	*3	4	*4	5	*6	6
3	WANG Liqin (CHN)	0	*0	1	*2	4	*5	7	*8	10
	BLASZCZYK Lucj. (POL)	*0	2	*3	4	*4	5	*5	6	*6
4	WANG Liqin (CHN)	*0	2	*3	4	*5	6	*7	9	*9
	BLASZCZYK Lucj. (POL)	0	*0	1	*2	3	*4	5	*5	7

Legend:

** Denotes server.

MS Men's Singles



MATCH RESULTS

单打比赛成绩 / RESULTAT DU MATCH

SCHLAGER Werner (AUT) 4-3 YOON Jae Young (KOR)

Game Summary		Match	Game 1	Game 2	Game 3	Game 4	Game 5	Game 6	Game 7
SCHLAGER Werner	AUT	4	10	11	6	11	9	11	11
YOON Jae Young	KOR	3	12	8	11	4	11	6	8
Duration		50min	5min	5min	5min	3min	6min	4min	6min

Match No.: MS55 Table: 2

Umpires: DA SILVA Carlos (POR) XIE Ying (CHN)

Game Statistics	SCHLAGER Werner (AUT)									YOON Jae Young (KOR)								
	Game								Match	Game								Match
	1	2	3	4	5	6	7	1		2	3	4	5	6	7			
Points won	10	11	6	11	9	11	11	69	12	8	11	4	11	6	8	60		
Service %	0%	3%	16%	27%	22%	0%	9%	10%	25%	12%	18%	0%	0%	0%	25%	13%		
Third Ball %	4%	4%	2%	2%	1%	1%	4%	18%	2%	2%	4%	1%	2%	0%	1%	12%		
Attacking %	10%	9%	33%	27%	44%	63%	36%	31%	25%	50%	27%	0%	63%	33%	37%	36%		
Defending %	40%	18%	16%	27%	22%	18%	9%	21%	16%	0%	18%	50%	9%	50%	12%	18%		
Counterattacking %	10%	9%	0%	0%	0%	9%	9%	5%	16%	12%	0%	25%	9%	0%	12%	10%		
Other %	0%	0%	0%	0%	0%	0%	0%	0%	0%	0%	0%	0%	0%	16%	0%	1%		
Biggest lead	4	4	1	7	1	6	3		2	1	5	1	3	1	1			
Handedness/Grip	Right/									Left/								

Game Progress

1	SCHLAGER Wer. (AUT)	*0	2	*3	4	*4	6	*7	9	*10	10	*10	10	10
	YOON Jae Young (KOR)	0	*0	1	*2	4	*4	5	*5	6	*8	10	*11	12
2	SCHLAGER Wer. (AUT)	0	*1	3	*5	5	*5	6	*7	9	*10	11		
	YOON Jae Young (KOR)	*0	1	*1	1	*3	5	*6	7	*7	8	8		
3	SCHLAGER Wer. (AUT)	*0	1	*1	2	*3	4	*5	6	*6	6			
	YOON Jae Young (KOR)	0	*1	3	*4	5	*6	7	*8	10	11			
4	SCHLAGER Wer. (AUT)	0	*1	2	*3	4	*6	8	*10	11				
	YOON Jae Young (KOR)	*0	1	*2	3	*4	4	*4	4	4				
5	SCHLAGER Wer. (AUT)	*0	1	*2	3	*3	4	*5	6	*7	9	9		
	YOON Jae Young (KOR)	0	*1	2	*3	5	*6	7	*8	9	*9	11		
6	SCHLAGER Wer. (AUT)	0	*1	3	*4	5	*7	8	*10	10	11			
	YOON Jae Young (KOR)	*0	1	*1	2	*3	3	*4	4	*6	6			
7	SCHLAGER Wer. (AUT)	*0	2	*2	4	*5	5	*6	7	*8	10	11		
	YOON Jae Young (KOR)	0	*0	2	*2	3	*5	6	*7	8	*8	8		

Legend:

** Denotes server. MS Men's Singles



MATCH RESULTS

单打比赛成绩 / RÉSULTAT DU MATCH

TAN Ruiwu (CRO) 4-0 GAO Ning (SIN)

Game Summary		Match	Game 1	Game 2	Game 3	Game 4	Game 5	Game 6	Game 7
TAN Ruiwu	CRO	4	11	14	11	11			
GAO Ning	SIN	0	6	12	4	7			
Duration		24min	4min	7min	3min	4min			

Match No.: MS56 Table: 3

Umpires: WULZ Wolfgang (AUT) PIAO Lin (CHN)

Game Statistics	TAN Ruiwu (CRO)								GAO Ning (SIN)							
	Game							Match	Game							Match
	1	2	3	4	5	6	7		1	2	3	4	5	6	7	
Points won	11	14	11	11				47	6	12	4	7				29
Service %	2 18%	0 0%	0 0%	2 18%				4 8%	0 0%	0 0%	1 25%	0 0%				1 3%
Third Ball %	3 27%	2 14%	1 9%	4 36%				10 21%	3 50%	5 41%	1 25%	0 0%				9 31%
Attacking %	5 45%	10 71%	6 54%	1 9%				22 46%	2 33%	4 33%	2 50%	5 71%				13 44%
Defending %	1 9%	2 14%	4 36%	3 27%				10 21%	0 0%	2 16%	0 0%	2 28%				4 13%
Counterattacking %	0 0%	0 0%	0 0%	0 0%				0 0%	0 0%	1 8%	0 0%	0 0%				1 3%
Other %	0 0%	0 0%	0 0%	1 9%				1 2%	1 16%	0 0%	0 0%	0 0%				1 3%
Biggest lead	5	3	7	4					1	2	0	0				
Handedness/Grip	Left/								/							

Game Progress

1	TAN Ruiwu (CRO)	0	*1	2	*4	6	*7	8	*8	10	11							
	GAO Ning (SIN)	*0	1	*2	2	*2	3	*4	6	*6	6							
2	TAN Ruiwu (CRO)	*0	2	*3	4	*4	6	*7	7	*7	9	*10	10	*11	11	*12	13	14
	GAO Ning (SIN)	0	*0	1	*2	4	*4	5	*7	9	*9	10	*11	11	*12	12	*12	12
3	TAN Ruiwu (CRO)	0	*2	3	*4	6	*7	9	*10	11								
	GAO Ning (SIN)	*0	0	*1	2	*2	3	*3	4	4								
4	TAN Ruiwu (CRO)	*0	2	*4	4	*5	6	*7	8	*9	11							
	GAO Ning (SIN)	0	*0	0	*2	3	*4	5	*6	7	7							

Legend:

** Denotes server.

MS Men's Singles



MATCH RESULTS

单打比赛成绩 / RÉSULTAT DU MATCH

LI Ching (HKG) 4-1 JANG Song Man (PRK)

Game Summary		Match	Game 1	Game 2	Game 3	Game 4	Game 5	Game 6	Game 7
LI Ching	HKG	4	11	11	11	9	11		
JANG Song Man	PRK	1	4	9	8	11	8		
Duration		35min	4min	6min	6min	4min	7min		

Match No.: MS57 Table: 4

Umpires: KOMERICKI Damir (CRO) SETA Yukito (JPN)

Game Statistics	LI Ching (HKG)								JANG Song Man (PRK)							
	Game							Match	Game							Match
	1	2	3	4	5	6	7		1	2	3	4	5	6	7	
Points won	11	11	11	9	11			53	4	9	8	11	8			40
Service %	1 9%	3 27%	1 9%	0 0%	0 0%			5 9%	2 50%	0 0%	1 12%	2 18%	0 0%			5 12%
Third Ball %	1 9%	0 0%	0 0%	0 0%	0 0%			1 1%	0 0%	0 0%	1 12%	0 0%	1 12%			2 5%
Attacking %	7 63%	7 63%	8 72%	9 100%	11 100%			42 79%	1 25%	3 33%	1 12%	3 27%	3 37%			11 27%
Defending %	2 18%	1 9%	2 18%	0 0%	0 0%			5 9%	1 25%	6 66%	4 50%	6 54%	4 50%			21 52%
Counterattacking %	0 0%	0 0%	0 0%	0 0%	0 0%			0 0%	0 0%	0 0%	1 12%	0 0%	0 0%			1 2%
Other %	0 0%	0 0%	0 0%	0 0%	0 0%			0 0%	0 0%	0 0%	0 0%	0 0%	0 0%			0 0%
Biggest lead	7	4	3	1	3				0	2	2	7	1			
Handedness/Grip	Right/								Right/							

Game Progress

1	LI Ching (HKG)	*0	2	*3	5	*7	8	*9	10	11		
	JANG Song Man (PRK)	0	*0	1	*1	1	*2	3	*4	4		
2	LI Ching (HKG)	0	*1	2	*3	3	*5	7	*8	10	11	
	JANG Song Man (PRK)	*0	1	*2	3	*5	5	*5	6	*6	8	9
3	LI Ching (HKG)	*0	1	*2	3	*4	5	*5	7	*8	10	11
	JANG Song Man (PRK)	0	*1	2	*3	4	*5	7	*7	8	*8	8
4	LI Ching (HKG)	0	*1	2	*2	2	*2	3	*5	6	*8	9
	JANG Song Man (PRK)	*0	1	*2	4	*6	8	*9	9	*10	10	11
5	LI Ching (HKG)	*0	1	*2	3	*5	6	*7	8	*9	10	11
	JANG Song Man (PRK)	0	*1	2	*3	3	*4	5	*6	7	*8	8

Legend:

** Denotes server.

MS Men's Singles



MATCH RESULTS

单打比赛成绩 / RÉSULTAT DU MATCH

BOLL Timo (GER) 4-1 KIM Hyok Bong (PRK)

Game Summary		Match	Game 1	Game 2	Game 3	Game 4	Game 5	Game 6	Game 7
BOLL Timo	GER	4	13	11	11	10	11		
KIM Hyok Bong	PRK	1	11	3	4	12	8		
Duration		32min	6min	3min	2min	6min	4min		

Match No.: MS58 Table: 2

Umpires: MUGWANYA Ronald (UGA) XU Yumei (CHN)

Game Statistics	BOLL Timo (GER)								KIM Hyok Bong (PRK)							
	Game							Match	Game							Match
	1	2	3	4	5	6	7		1	2	3	4	5	6	7	
Points won	13	11	11	10	11			56	11	3	4	12	8			38
Service %	2 15%	2 18%	0 0%	0 0%	1 9%			5 8%	2 18%	0 0%	0 0%	1 8%	0 0%			3 7%
Third Ball %	2 15%	2 18%	1 9%	0 0%	1 9%			6 10%	2 18%	0 0%	1 25%	0 0%	0 0%			3 7%
Attacking %	7 53%	4 36%	4 36%	8 80%	5 45%			28 50%	3 27%	3 100%	3 75%	8 66%	5 62%			22 57%
Defending %	1 7%	1 9%	2 18%	1 10%	2 18%			7 12%	3 27%	0 0%	0 0%	2 16%	3 37%			8 21%
Counterattacking %	1 7%	2 18%	4 36%	1 10%	2 18%			10 17%	1 9%	0 0%	0 0%	1 8%	0 0%			2 5%
Other %	0 0%	0 0%	0 0%	0 0%	0 0%			0 0%	0 0%	0 0%	0 0%	0 0%	0 0%			0 0%
Biggest lead	3	8	7	4	5				2	0	0	3	1			
Handedness/Grip	Left/								Right/							

Game Progress

1	BOLL Timo (GER)	0	*1	2	*3	5	*6	7	*7	8	*8	10	*10	11	*12	13
	KIM Hyok Bong (PRK)	*0	1	*2	3	*3	4	*5	7	*8	10	*10	11	*11	11	11
2	BOLL Timo (GER)	*0	2	*3	5	*6	8	*9	11							
	KIM Hyok Bong (PRK)	0	*0	1	*1	2	*2	3	3							
3	BOLL Timo (GER)	0	*1	3	*5	6	*7	8	*10	11						
	KIM Hyok Bong (PRK)	*0	1	*1	1	*2	3	*4	4	4						
4	BOLL Timo (GER)	*0	1	*3	4	*6	6	*6	6	*7	8	*10	10	10		
	KIM Hyok Bong (PRK)	0	*1	1	*2	2	*4	6	*8	9	*10	10	*11	12		
5	BOLL Timo (GER)	0	*1	2	*4	5	*7	8	*9	9	*10	11				
	KIM Hyok Bong (PRK)	*0	1	*2	2	*3	3	*4	5	*7	8	8				

Legend:

** Denotes server.

MS Men's Singles



MATCH RESULTS

单打比赛成绩 / RÉSULTAT DU MATCH

OH Sang Eun (KOR) 4-3 TORIOLA Segun (NGR)

Game Summary		Match	Game 1	Game 2	Game 3	Game 4	Game 5	Game 6	Game 7
OH Sang Eun	KOR	4	12	15	11	11	9	9	11
TORIOLA Segun	NGR	3	14	13	6	5	11	11	7
Duration		53min	6min	8min	4min	4min	5min	5min	6min

Match No.: MS59 Table: 3

Umpires: ALAMRI Hassan (QAT) LING Chaochao (CHN)

Game Statistics	OH Sang Eun (KOR)								TORIOLA Segun (NGR)							
	Game							Match	Game							Match
	1	2	3	4	5	6	7		1	2	3	4	5	6	7	
Points won	12	15	11	11	9	9	11	78	14	13	6	5	11	11	7	67
Service %	3 25%	1 6%	1 9%	2 18%	0 0%	1 11%	0 0%	8 10%	2 14%	0 0%	0 0%	0 0%	0 0%	1 9%	1 14%	4 5%
Third Ball %	0 0%	0 0%	3 27%	1 9%	0 0%	0 0%	2 18%	6 7%	6 42%	3 23%	1 16%	2 40%	1 9%	1 9%	0 0%	14 20%
Attacking %	4 33%	9 60%	3 27%	5 45%	4 44%	3 33%	4 36%	32 41%	4 28%	8 61%	3 50%	2 40%	10 90%	5 45%	5 71%	37 55%
Defending %	5 41%	4 26%	4 36%	2 18%	4 44%	5 55%	5 45%	29 37%	2 14%	2 15%	2 33%	1 20%	0 0%	2 18%	1 14%	10 14%
Counterattacking %	0 0%	0 0%	0 0%	0 0%	0 0%	0 0%	0 0%	0 0%	0 0%	0 0%	0 0%	0 0%	0 0%	2 18%	0 0%	2 2%
Other %	0 0%	1 6%	0 0%	1 9%	1 11%	0 0%	0 0%	3 3%	0 0%	0 0%	0 0%	0 0%	0 0%	0 0%	0 0%	0 0%
Biggest lead	1	3	5	6	1	2	4		5	3	2	0	2	2	1	
Handedness/Grip	Right/								Right/							

Game Progress

1	OH Sang Eun (KOR)	0	*1	2	*2	3	*4	4	*5	7	*8	10	*10	11	*11	12	*12	12	
	TORIOLA Segun (NGR)	*0	1	*2	4	*5	6	*8	9	*9	10	*10	11	*11	12	*12	13	14	
2	OH Sang Eun (KOR)	*0	2	*3	4	*5	5	*6	6	*7	8	*10	11	*11	12	*12	13	*13	14
	TORIOLA Segun (NGR)	0	*0	1	*2	3	*5	6	*8	9	*10	10	*10	11	*11	12	*12	13	*13
3	OH Sang Eun (KOR)	0	*1	1	*3	5	*6	7	*8	10	11								
	TORIOLA Segun (NGR)	*0	1	*3	3	*3	4	*5	6	*6	6								
4	OH Sang Eun (KOR)	*0	2	*4	5	*6	8	*9	9	11									
	TORIOLA Segun (NGR)	0	*0	0	*1	2	*2	3	*5	5									
5	OH Sang Eun (KOR)	0	*1	2	*3	4	*5	6	*7	7	*9	9							
	TORIOLA Segun (NGR)	*0	1	*2	3	*4	5	*6	7	*9	9	11							
6	OH Sang Eun (KOR)	*0	1	*2	2	*3	5	*6	8	*8	9	9							
	TORIOLA Segun (NGR)	0	*1	2	*4	5	*5	6	*6	8	*9	11							
7	OH Sang Eun (KOR)	0	*1	2	*3	4	*5	6	*8	9	11								
	TORIOLA Segun (NGR)	*0	1	*2	3	*4	5	*6	6	*7	7								

Legend:

** Denotes server. MS Men's Singles



MATCH RESULTS

单打比赛成绩 / RÉSULTAT DU MATCH

KREANGA Kalinikos (GRE) 4-1 MIZUTANI Jun (JPN)

Game Summary		Match	Game 1	Game 2	Game 3	Game 4	Game 5	Game 6	Game 7
KREANGA Kalinikos	GRE	4	9	11	11	11	11		
MIZUTANI Jun	JPN	1	11	9	4	8	3		
Duration		31min	5min	5min	4min	5min	3min		

Match No.: MS60 Table: 4

Umpires: ROBERTS Averil (NZL) BERGFELDT Rebecca (SWE)

Game Statistics	KREANGA Kalinikos (GRE)							Match	MIZUTANI Jun (JPN)							Match	
	Game								Match	Game							
	1	2	3	4	5	6	7			1	2	3	4	5	6		7
Points won	9	11	11	11	11			53	11	9	4	8	3			35	
Service %	11%	0%	9%	9%	0%			3%	36%	11%	0%	12%	33%			20%	
Third Ball %	0%	9%	0%	9%	9%			5%	0%	0%	25%	0%	0%			2%	
Attacking %	77%	72%	81%	63%	54%			69%	36%	44%	75%	50%	33%			45%	
Defending %	11%	18%	0%	18%	36%			16%	27%	44%	0%	37%	33%			31%	
Counterattacking %	0%	0%	0%	0%	0%			0%	0%	0%	0%	0%	0%			0%	
Other %	0%	0%	9%	0%	0%			1%	0%	0%	0%	0%	0%			0%	
Biggest lead	2	5	7	3	8				2	0	1	2	0				
Handedness/Grip	Right/								Left/								

Game Progress

1	KREANGA Kalini. (GRE)	0	*1	3	*3	4	*5	7	*7	8	*8	9
	MIZUTANI Jun (JPN)	*0	1	*1	3	*4	5	*5	7	*8	10	11
2	KREANGA Kalini. (GRE)	*0	2	*3	4	*5	7	*8	9	*10	10	11
	MIZUTANI Jun (JPN)	0	*0	1	*2	3	*3	4	*5	6	*8	9
3	KREANGA Kalini. (GRE)	0	*1	2	*3	5	*6	8	*10	11		
	MIZUTANI Jun (JPN)	*0	1	*2	3	*3	4	*4	4	4		
4	KREANGA Kalini. (GRE)	*0	2	*2	3	*3	5	*6	7	*8	10	11
	MIZUTANI Jun (JPN)	0	*0	2	*3	5	*5	6	*7	8	*8	8
5	KREANGA Kalini. (GRE)	0	*2	3	*5	7	*8	10	11			
	MIZUTANI Jun (JPN)	*0	0	*1	1	*1	2	*2	3			

Legend:

** Denotes server.

MS Men's Singles



MATCH RESULTS

单打比赛成绩 / RESULTAT DU MATCH

MA Lin (CHN) 4-1 TOKIC Bojan (SLO)

Game Summary		Match	Game 1	Game 2	Game 3	Game 4	Game 5	Game 6	Game 7
MA Lin	CHN	4	11	11	11	9	11		
TOKIC Bojan	SLO	1	5	6	8	11	5		
Duration		37min	4min	5min	6min	6min	5min		

Match No.: MS61 Table: 1

Umpires: DEMARIO Leonor (BRA) YICK Joseph (USA)

Game Statistics	MA Lin (CHN)							Match	TOKIC Bojan (SLO)							Match	
	Game								Match	Game							
	1	2	3	4	5	6	7			1	2	3	4	5	6		7
Points won	11	11	11	9	11			53	5	6	8	11	5			35	
Service %	2 18%	1 9%	1 9%	1 11%	0 0%			5 9%	0 0%	0 0%	0 0%	0 0%	0 0%			0 0%	
Third Ball %	1 9%	4 36%	2 18%	2 22%	3 27%			12 22%	0 0%	2 33%	1 12%	3 27%	1 20%			7 20%	
Attacking %	5 45%	4 36%	6 54%	3 33%	7 63%			25 47%	2 40%	2 33%	7 87%	6 54%	2 40%			19 54%	
Defending %	0 0%	1 9%	0 0%	1 11%	1 9%			3 5%	2 40%	1 16%	0 0%	1 9%	1 20%			5 14%	
Counterattacking %	3 27%	1 9%	2 18%	2 22%	0 0%			8 15%	1 20%	1 16%	0 0%	1 9%	1 20%			4 11%	
Other %	0 0%	0 0%	0 0%	0 0%	0 0%			0 0%	0 0%	0 0%	0 0%	0 0%	0 0%			0 0%	
Biggest lead	6	6	3	0	6				0	0	2	6	0				
Handedness/Grip	Right/								Right/								

Game Progress

1	MA Lin (CHN)	0	*2	3	*4	5	*6	8	*9	11
	TOKIC Bojan (SLO)	*0	0	*1	2	*3	4	*4	5	5
2	MA Lin (CHN)	*0	1	*2	4	*5	7	*8	10	*11
	TOKIC Bojan (SLO)	0	*1	2	*2	3	*3	4	*4	6
3	MA Lin (CHN)	0	*1	1	*3	4	*4	6	*7	8
	TOKIC Bojan (SLO)	*0	1	*3	3	*4	6	*6	7	*8
4	MA Lin (CHN)	*0	0	*0	1	*1	3	*4	6	*7
	TOKIC Bojan (SLO)	0	*2	4	*5	7	*7	8	*8	9
5	MA Lin (CHN)	0	*2	4	*4	6	*8	8	*9	11
	TOKIC Bojan (SLO)	*0	0	*0	2	*2	2	*4	5	5

Legend:

** Denotes server.

MS Men's Singles



MATCH RESULTS

单打比赛成绩 / RESULTAT DU MATCH

WANG Hao (CHN) 4-1 KAN Yo (JPN)

Game Summary		Match	Game 1	Game 2	Game 3	Game 4	Game 5	Game 6	Game 7
WANG Hao	CHN	4	11	9	11	11	11		
KAN Yo	JPN	1	6	11	8	5	4		
Duration		29min	3min	5min	4min	4min	3min		

Match No.: MS62 Table: 1

Umpires: SANGSRIROJANA Prut (THA)WULZ Wolfgang (AUT)

Game Statistics	WANG Hao (CHN)								KAN Yo (JPN)							
	Game							Match	Game							Match
	1	2	3	4	5	6	7		1	2	3	4	5	6	7	
Points won	11	9	11	11	11			53	6	11	8	5	4			34
Service %	0	1	0	1	2			4	1	0	1	0	1			3
	0%	11%	0%	9%	18%			7%	16%	0%	12%	0%	25%			8%
Third Ball %	0	0	1	1	0			2	0	3	1	0				5
	0%	0%	9%	9%	0%			3%	0%	27%	12%	20%	0%			14%
Attacking %	7	5	5	3	3			23	1	2	2	1	1			7
	63%	55%	45%	27%	27%			43%	16%	18%	25%	20%	25%			20%
Defending %	2	1	2	0	4			9	2	5	3	3	2			15
	18%	11%	18%	0%	36%			16%	33%	45%	37%	60%	50%			44%
Counterattacking %	1	1	2	5	1			10	2	1	1	0	0			4
	9%	11%	18%	45%	9%			18%	33%	9%	12%	0%	0%			11%
Other %	1	1	1	1	1			5	0	0	0	0	0			0
	9%	11%	9%	9%	9%			9%	0%	0%	0%	0%	0%			0%
Biggest lead	5	2	5	6	7				2	2	0	0	0			
Handedness/Grip	Right/								Right/							

Game Progress

1	WANG Hao (CHN)	0	*0	1	*3	4	*6	7	*8	10	11
	KAN Yo (JPN)	*0	2	*3	3	*4	4	*5	6	*6	6
2	WANG Hao (CHN)	*0	2	*2	3	*4	5	*5	6	*8	9
	KAN Yo (JPN)	0	*0	2	*3	4	*5	7	*8	8	*9
3	WANG Hao (CHN)	0	*2	4	*5	5	*6	7	*8	8	*10
	KAN Yo (JPN)	*0	0	*0	1	*3	4	*5	6	*8	8
4	WANG Hao (CHN)	*0	2	*2	4	*5	6	*7	9	11	
	KAN Yo (JPN)	0	*0	2	*2	3	*4	5	*5	5	
5	WANG Hao (CHN)	0	*2	3	*4	6	*8	9	*10	11	
	KAN Yo (JPN)	*0	0	*1	2	*2	2	*3	4	4	

Legend:

** Denotes server.

MS Men's Singles



MATCH RESULTS

单打比赛成绩 / RÉSULTAT DU MATCH

KO Lai Chak (HKG) 4-1 OVTCHAROV Dimitrij (GER)

Game Summary		Match	Game 1	Game 2	Game 3	Game 4	Game 5	Game 6	Game 7
KO Lai Chak	HKG	4	11	11	11	1	11		
OVTCHAROV Dimitrij	GER	1	4	7	4	11	1		
Duration		23min	3min	4min	3min	2min	2min		

Match No.: MS63 Table: 3

Umpires: SWEID Sameer (SYR) ABASCIA Andrea (ITA)

Game Statistics	KO Lai Chak (HKG)							Match	OVTCHAROV Dimitrij (GER)							Match	
	Game								Match	Game							
	1	2	3	4	5	6	7			1	2	3	4	5	6		7
Points won	11	11	11	1	11			45	4	7	4	11	1			27	
Service %	2	1	2	0	1			6	0	3	0	0	0			3	
	18%	9%	18%	0%	9%			13%	0%	42%	0%	0%	0%			11%	
Third Ball %	0	3	3	0	2			8	0	0	3	2	0			5	
	0%	27%	27%	0%	18%			17%	0%	0%	75%	18%	0%			18%	
Attacking %	4	5	4	0	5			18	1	1	1	1	0			4	
	36%	45%	36%	0%	45%			40%	25%	14%	25%	9%	0%			14%	
Defending %	3	2	2	1	1			9	3	3	0	6	0			12	
	27%	18%	18%	100%	9%			20%	75%	42%	0%	54%	0%			44%	
Counterattacking %	1	0	0	0	1			2	0	0	0	2	1			3	
	9%	0%	0%	0%	9%			4%	0%	0%	0%	18%	100%			11%	
Other %	1	0	0	0	1			2	0	0	0	0	0			0	
	9%	0%	0%	0%	9%			4%	0%	0%	0%	0%	0%			0%	
Biggest lead	7	8	8	0	10				0	0	1	10	0				
Handedness/Grip	Left/								Right/								

Game Progress

1	KO Lai Chak (HKG)	0	*2	2	*3	4	*6	8	*10	11	
	OVTCHAROV Di. (GER)	*0	0	*2	3	*4	4	*4	4	4	
2	KO Lai Chak (HKG)	*0	2	*3	5	*6	8	*10	10	*10	11
	OVTCHAROV Di. (GER)	0	*0	1	*1	2	*2	2	*4	6	7
3	KO Lai Chak (HKG)	0	*1	3	*5	7	*8	10	*10	11	
	OVTCHAROV Di. (GER)	*0	1	*1	1	*1	2	*2	4	4	
4	KO Lai Chak (HKG)	*0	0	*0	0	*0	1	1	1	1	
	OVTCHAROV Di. (GER)	0	*2	4	*6	8	*9	11			
5	KO Lai Chak (HKG)	0	*2	4	*5	7	*9	11			
	OVTCHAROV Di. (GER)	*0	0	*0	1	*1	1	1			

Legend:

** Denotes server.

MS Men's Singles



MATCH RESULTS

单打比赛成绩 / RESULTAT DU MATCH

PRIMORAC Zoran (CRO) 4-2 YANG Zi (SIN)

Game Summary		Match	Game 1	Game 2	Game 3	Game 4	Game 5	Game 6	Game 7
PRIMORAC Zoran	CRO	4	11	11	4	8	11	11	
YANG Zi	SIN	2	7	7	11	11	7	6	
Duration		45min	5min	5min	4min	5min	6min	5min	

Match No.: MS64 Table: 4

Umpires: CHEUNG Ka Wing (HKG) HUBERTY Sonja (LUX)

Game Statistics	PRIMORAC Zoran (CRO)							Match	YANG Zi (SIN)							Match	
	Game								Match	Game							
	1	2	3	4	5	6	7			1	2	3	4	5	6		7
Points won	11	11	4	8	11	11		56	7	7	11	11	7	6		49	
Service %	0	1	2	0	1	2		6	0	0	3	0	0	0		3	
	0%	9%	50%	0%	9%	18%		10%	0%	0%	27%	0%	0%	0%		6%	
Third Ball %	2	1	2	2	3	2		12	1	2	1	4	0	1		9	
	18%	9%	50%	25%	27%	18%		21%	14%	28%	9%	36%	0%	16%		18%	
Attacking %	2	4	0	2	2	3		13	2	2	5	3	4	3		19	
	18%	36%	0%	25%	18%	27%		23%	28%	28%	45%	27%	57%	50%		38%	
Defending %	2	3	0	2	2	2		11	0	1	0	1	0	1		3	
	18%	27%	0%	25%	18%	18%		19%	0%	14%	0%	9%	0%	16%		6%	
Counterattacking %	3	2	0	1	3	2		11	3	0	2	3	3	0		11	
	27%	18%	0%	12%	27%	18%		19%	42%	0%	18%	27%	42%	0%		22%	
Other %	2	0	0	1	0	0		3	1	2	0	0	0	1		4	
	18%	0%	0%	12%	0%	0%		5%	14%	28%	0%	0%	0%	16%		8%	
Biggest lead	4	5	1	4	4	5			2	2	8	3	1	2			
Handedness/Grip	Right/								/								

Game Progress

1	PRIMORAC Zoran (CRO)	*0	2	*2	2	*4	4	*6	7	*9	11
	YANG Zi (SIN)		0	*0	2	*4	4	*6	6	*7	7
2	PRIMORAC Zoran (CRO)	0	*1	1	*3	4	*5	7	*9	10	11
	YANG Zi (SIN)	*0	1	*3	3	*4	5	*5	5	*6	7
3	PRIMORAC Zoran (CRO)	*0	1	*1	2	*2	2	*2	4	4	
	YANG Zi (SIN)	0	*1	3	*4	6	*8	10	*10	11	
4	PRIMORAC Zoran (CRO)	0	*1	2	*4	6	*6	8	*8	8	8
	YANG Zi (SIN)	*0	1	*2	2	*2	4	*4	6	*8	10
5	PRIMORAC Zoran (CRO)	*0	1	*3	3	*4	5	*6	8	*10	11
	YANG Zi (SIN)	0	*1	1	*3	4	*5	6	*6	6	7
6	PRIMORAC Zoran (CRO)	0	*1	2	*2	4	*6	7	*8	10	11
	YANG Zi (SIN)	*0	1	*2	4	*4	4	*5	6	*6	6

Legend:

** Denotes server. MS Men's Singles



MATCH RESULTS

单打比赛成绩 / RESULTAT DU MATCH

PERSSON Jorgen (SWE) 4-3 SAMSONOV Vladimir (BLR)

Game Summary		Match	Game 1	Game 2	Game 3	Game 4	Game 5	Game 6	Game 7
PERSSON Jorgen	SWE	4	7	8	11	11	11	12	11
SAMSONOV Vladimir	BLR	3	11	11	9	13	7	10	9
Duration		1h 06min	3min	5min	5min	9min	5min	8min	7min

Match No.: MS65 Table: 2

Umpires: LIU Jie (CHN)

ZHANG Yingqiu (CHN)

Game Statistics	PERSSON Jorgen (SWE)								SAMSONOV Vladimir (BLR)								
	Game							Match	Game							Match	
	1	2	3	4	5	6	7		1	2	3	4	5	6	7		
Points won	7	8	11	11	11	12	11	71	11	11	9	13	7	10	9	70	
Service %	28%	12%	9%	0%	9%	16%	0%	9%	18%	9%	0%	0%	14%	0%	11%	7%	
Third Ball %	0%	0%	9%	0%	9%	0%	18%	5%	9%	18%	11%	0%	0%	10%	0%	7%	
Attacking %	28%	62%	72%	100%	72%	75%	54%	69%	45%	54%	44%	76%	42%	70%	66%	58%	
Defending %	42%	12%	9%	0%	0%	0%	18%	9%	27%	18%	22%	23%	42%	20%	0%	21%	
Counterattacking %	0%	0%	0%	0%	9%	8%	9%	4%	0%	0%	11%	0%	0%	0%	22%	4%	
Other %	0%	12%	0%	0%	0%	0%	0%	1%	0%	0%	11%	0%	0%	0%	0%	1%	
Biggest lead	2	2	3	1	4	2	2		4	3	3	2	3	2	1		
Handedness/Grip	Right/									Right/							

Game Progress

1	PERSSON Jorgen (SWE)	0	*0	1	*2	4	*6	6	*7	7	7	SAMSONOV Vlad. (BLR)	*0	2	*3	4	*4	4	*6	7	*9	11										
2	PERSSON Jorgen (SWE)	*0	1	*2	4	*4	5	*6	7	*8	8	SAMSONOV Vlad. (BLR)	0	*1	2	*2	4	*5	6	*7	8	*10	11									
3	PERSSON Jorgen (SWE)	0	*2	3	*3	4	*5	5	*6	7	*9	11	SAMSONOV Vlad. (BLR)	*0	0	*1	3	*4	5	*7	8	*9	9	9								
4	PERSSON Jorgen (SWE)	*0	1	*2	2	*4	5	*6	7	*8	9	*10	10	*11	11	11	SAMSONOV Vlad. (BLR)	0	*1	2	*4	4	*5	6	*7	8	*9	10	*11	11	*12	13
5	PERSSON Jorgen (SWE)	0	*1	1	*2	3	*5	7	*8	10	11	SAMSONOV Vlad. (BLR)	*0	1	*3	4	*5	5	*5	6	*6	7										
6	PERSSON Jorgen (SWE)	*0	2	*3	3	*5	5	*6	8	*8	8	*10	11	12	SAMSONOV Vlad. (BLR)	0	*0	1	*3	3	*5	6	*6	8	*10	10	*10	10				
7	PERSSON Jorgen (SWE)	0	*1	2	*3	4	*5	6	*7	9	*10	11	SAMSONOV Vlad. (BLR)	*0	1	*2	3	*4	5	*6	7	*7	8	9								

Legend:

** Denotes server.

MS Men's Singles



MATCH RESULTS

单打比赛成绩 / RESULTAT DU MATCH

WANG Liqin (CHN) 4-0 SCHLAGER Werner (AUT)

Game Summary		Match	Game 1	Game 2	Game 3	Game 4	Game 5	Game 6	Game 7
WANG Liqin	CHN	4	11	11	11	11			
SCHLAGER Werner	AUT	0	6	4	8	2			
Duration		25min	4min	4min	5min	3min			

Match No.: MS66 Table: 1

Umpires: BOUDJEHEM Abdellah (ALG) DA SILVA Carlos (POR)

Game Statistics	WANG Liqin (CHN)								SCHLAGER Werner (AUT)							
	Game							Match	Game							Match
	1	2	3	4	5	6	7		1	2	3	4	5	6	7	
Points won	11	11	11	11				44	6	4	8	2				20
Service %	2	2	0	1				5	3	0	0	0				3
	18%	18%	0%	9%				11%	50%	0%	0%	0%				15%
Third Ball %	1	0	0	1				2	0	0	0	0				0
	9%	0%	0%	9%				4%	0%	0%	0%	0%				0%
Attacking %	6	4	5	4				19	1	2	5	1				9
	54%	36%	45%	36%				43%	16%	50%	62%	50%				45%
Defending %	2	2	2	2				8	1	1	3	1				6
	18%	18%	18%	18%				18%	16%	25%	37%	50%				30%
Counterattacking %	0	2	4	3				9	1	1	0	0				2
	0%	18%	36%	27%				20%	16%	25%	0%	0%				10%
Other %	0	1	0	0				1	0	0	0	0				0
	0%	9%	0%	0%				2%	0%	0%	0%	0%				0%
Biggest lead	5	7	5	9					0	3	0	0				
Handedness/Grip	Right/								Right/							

Game Progress

1	WANG Liqin (CHN)	0	*2	3	*4	6	*7	8	*9	10	11	
	SCHLAGER Wer. (AUT)	*0	0	*1	2	*2	3	*4	5	*6	6	
2	WANG Liqin (CHN)	*0	0	*1	2	*4	6	*8	10	11		
	SCHLAGER Wer. (AUT)	0	*2	3	*4	4	*4	4	*4	4		
3	WANG Liqin (CHN)	0	*1	3	*4	6	*7	8	*8	8	*10	11
	SCHLAGER Wer. (AUT)	*0	1	*1	2	*2	3	*4	6	*8	8	8
4	WANG Liqin (CHN)	*0	2	*3	4	*6	8	*10	11			
	SCHLAGER Wer. (AUT)	0	*0	1	*2	2	*2	2	2			

Legend:

** Denotes server. MS Men's Singles



MATCH RESULTS

单打比赛成绩 / RÉSULTAT DU MATCH

TAN Ruiwu (CRO) 4-2 LI Ching (HKG)

Game Summary		Match	Game 1	Game 2	Game 3	Game 4	Game 5	Game 6	Game 7
TAN Ruiwu	CRO	4	9	11	10	11	13	11	
LI Ching	HKG	2	11	6	12	8	11	5	
Duration		40min	5min	3min	6min	5min	7min	5min	

Match No.: MS67 Table: 4

Umpires: GOMEZ Marco (VEN) FEDOROVA Svetlana (RUS)

Game Statistics	TAN Ruiwu (CRO)							Match	LI Ching (HKG)							Match	
	Game								Match	Game							
	1	2	3	4	5	6	7			1	2	3	4	5	6		7
Points won	9	11	10	11	13	11		65	11	6	12	8	11	5		53	
Service %	11%	27%	0%	18%	0%	0%		9%	9%	33%	0%	0%	0%	20%		7%	
Third Ball %	0%	0%	20%	0%	7%	9%		6%	9%	16%	16%	12%	45%	20%		20%	
Attacking %	33%	36%	20%	54%	46%	72%		44%	36%	16%	58%	37%	18%	60%		37%	
Defending %	11%	0%	0%	0%	15%	9%		6%	18%	0%	16%	12%	9%	0%		11%	
Counterattacking %	33%	9%	50%	9%	23%	9%		21%	27%	16%	8%	37%	27%	0%		20%	
Other %	11%	27%	10%	18%	7%	0%		12%	0%	16%	0%	0%	0%	0%		1%	
Biggest lead	2	5	2	4	2	6			2	3	3	0	3	2			
Handedness/Grip	Left/								Right/								

Game Progress

1	TAN Ruiwu (CRO)	0	*1	2	*4	4	*4	5	*7	8	*9	9				
	LI Ching (HKG)	*0	1	*2	2	*4	6	*7	7	*8	9	11				
2	TAN Ruiwu (CRO)	*0	0	*1	3	*4	6	*7	9	*10	11					
	LI Ching (HKG)	0	*2	3	*3	4	*4	5	*5	6	6					
3	TAN Ruiwu (CRO)	0	*1	1	*2	3	*4	6	*6	8	*10	10	*10	10		
	LI Ching (HKG)	*0	1	*3	4	*5	6	*6	8	*8	8	*10	11	12		
4	TAN Ruiwu (CRO)	*0	2	*3	4	*5	7	*7	8	*10	10	11				
	LI Ching (HKG)	0	*0	1	*2	3	*3	5	*6	6	*8	8				
5	TAN Ruiwu (CRO)	0	*0	1	*2	4	*4	5	*6	8	*10	10	*11	11	*12	13
	LI Ching (HKG)	*0	2	*3	4	*4	6	*7	8	*8	8	*10	10	*11	11	11
6	TAN Ruiwu (CRO)	*0	0	*2	4	*5	7	*8	10	11						
	LI Ching (HKG)	0	*2	2	*2	3	*3	4	*4	5						

Legend:

** Denotes server.

MS Men's Singles



MATCH RESULTS

单打比赛成绩 / RÉSULTAT DU MATCH

OH Sang Eun (KOR) 4-1 BOLL Timo (GER)

Game Summary		Match	Game 1	Game 2	Game 3	Game 4	Game 5	Game 6	Game 7
OH Sang Eun	KOR	4	11	11	11	8	11		
BOLL Timo	GER	1	9	4	9	11	3		
Duration		33min	5min	3min	5min	5min	3min		

Match No.: MS68 Table: 2

Umpires: LUO Jing (CHN) SANGSRIROJANA Prut (THA)

Game Statistics	OH Sang Eun (KOR)								BOLL Timo (GER)							
	Game							Match	Game							Match
	1	2	3	4	5	6	7		1	2	3	4	5	6	7	
Points won	11	11	11	8	11			52	9	4	9	11	3			36
Service %	0	0	1	1	1			3	0	0	0	1	1			2
Third Ball %	0%	0%	9%	12%	9%			5%	0%	0%	0%	9%	33%			5%
Attacking %	1	2	2	2	2			9	4	0	1	1	1			7
Defending %	9%	18%	18%	25%	18%			17%	44%	0%	11%	9%	33%			19%
Counterattacking %	6	4	4	3	4			21	0	2	3	6	1			12
Other %	54%	36%	36%	37%	36%			40%	0%	50%	33%	54%	33%			33%
Biggest lead	4	1	3	1	3			12	3	1	5	0	0			9
Handedness/Grip	36%	9%	27%	12%	27%			23%	33%	25%	55%	0%	0%			25%
	0	4	1	1	1			7	2	1	0	2	0			5
	0%	36%	9%	12%	9%			13%	22%	25%	0%	18%	0%			13%
	0	0	0	0	0			0	0	0	0	1	0			1
	0%	0%	0%	0%	0%			0%	0%	0%	0%	9%	0%			2%
	3	7	3	1	8				2	0	1	4	0			
	Right/								Left/							

Game Progress

1	OH Sang Eun (KOR)	0	*0	2	*3	5	*6	6	*7	8	*9	11
	BOLL Timo (GER)	*0	2	*2	3	*3	4	*6	7	*8	9	9
2	OH Sang Eun (KOR)	*0	2	*4	5	*7	7	*9	10	11		
	BOLL Timo (GER)	0	*0	0	*1	1	*3	3	*4	4		
3	OH Sang Eun (KOR)	0	*1	3	*4	4	*5	6	*8	9	*10	11
	BOLL Timo (GER)	*0	1	*1	2	*4	5	*6	6	*7	8	9
4	OH Sang Eun (KOR)	*0	1	*1	1	*2	4	*5	6	*7	8	8
	BOLL Timo (GER)	0	*1	3	*5	6	*6	7	*8	9	*10	11
5	OH Sang Eun (KOR)	0	*1	3	*5	7	*8	10	11			
	BOLL Timo (GER)	*0	1	*1	1	*1	2	*2	3			

Legend:

** Denotes server. MS Men's Singles



MATCH RESULTS

单打比赛成绩 / RESULTAT DU MATCH

MA Lin (CHN) 4-0 KREANGA Kalinikos (GRE)

Game Summary		Match	Game 1	Game 2	Game 3	Game 4	Game 5	Game 6	Game 7
MA Lin	CHN	4	11	11	11	11			
KREANGA Kalinikos	GRE	0	5	5	3	7			
Duration		26min	4min	5min	4min	5min			

Match No.: MS69 Table: 3

Umpires: DZIOBA Greg (CAN) KOMERICKI Damir (CRO)

Game Statistics	MA Lin (CHN)								KREANGA Kalinikos (GRE)							
	Game							Match	Game							Match
	1	2	3	4	5	6	7		1	2	3	4	5	6	7	
Points won	11	11	11	11				44	5	5	3	7				20
Service %	1 9%	3 27%	2 18%	0 0%				6 13%	1 20%	1 20%	0 0%	0 0%				2 10%
Third Ball %	3 27%	0 0%	0 0%	1 9%				4 9%	1 20%	1 20%	0 0%	1 14%				3 15%
Attacking %	3 27%	7 63%	7 63%	2 18%				19 43%	2 40%	3 60%	2 66%	5 71%				12 60%
Defending %	3 27%	0 0%	0 0%	7 63%				10 22%	0 0%	0 0%	0 0%	1 14%				1 5%
Counterattacking %	1 9%	1 9%	2 18%	1 9%				5 11%	1 20%	0 0%	1 33%	0 0%				2 10%
Other %	0 0%	0 0%	0 0%	0 0%				0 0%	0 0%	0 0%	0 0%	0 0%				0 0%
Biggest lead	6	6	8	4					0	0	0	2				
Handedness/Grip	Right/								Right/							

Game Progress

1	MA Lin (CHN)	0	*1	3	*4	5	*7	8	*9	11	
	KREANGA Kalini. (GRE)	*0	1	*1	2	*3	3	*4	5	5	
2	MA Lin (CHN)	*0	2	*4	5	*5	7	*8	9	11	
	KREANGA Kalini. (GRE)	0	*0	0	*1	3	*3	4	*5	5	
3	MA Lin (CHN)	0	*2	3	*5	7	*8	9	11		
	KREANGA Kalini. (GRE)	*0	0	*1	1	*1	2	*3	3		
4	MA Lin (CHN)	*0	0	*1	2	*3	4	*6	8	*10	11
	KREANGA Kalini. (GRE)	0	*2	3	*4	5	*6	6	*6	6	7

Legend:

** Denotes server.

MS Men's Singles



MATCH RESULTS

单打比赛成绩 / RÉSULTAT DU MATCH

WANG Hao (CHN) 4-1 KO Lai Chak (HKG)

Game Summary		Match	Game 1	Game 2	Game 3	Game 4	Game 5	Game 6	Game 7
WANG Hao	CHN	4	11	8	11	11	11		
KO Lai Chak	HKG	1	7	11	6	7	9		
Duration		32min	3min	4min	4min	4min	5min		

Match No.: MS70 Table: 1

Umpires: HUBERTY Sonja (LUX) ABASCIA Andrea (ITA)

Game Statistics	WANG Hao (CHN)								Match	KO Lai Chak (HKG)								Match
	Game							Match		Game							Match	
	1	2	3	4	5	6	7			1	2	3	4	5	6	7		
Points won	11	8	11	11	11				52	7	11	6	7	9				40
Service %	2	0	0	1	2				5	1	2	0	1	0				4
	18%	0%	0%	9%	18%				9%	14%	18%	0%	14%	0%				10%
Third Ball %	2	0	2	0	1				5	1	1	2	1	1				6
	18%	0%	18%	0%	9%				9%	14%	9%	33%	14%	11%				15%
Attacking %	6	6	5	5	6				28	1	5	3	3	4				16
	54%	75%	45%	45%	54%				53%	14%	45%	50%	42%	44%				40%
Defending %	1	2	3	5	1				12	4	3	1	2	4				14
	9%	25%	27%	45%	9%				23%	57%	27%	16%	28%	44%				35%
Counterattacking %	0	0	0	0	0				0	0	0	0	0	0				0
	0%	0%	0%	0%	0%				0%	0%	0%	0%	0%	0%				0%
Other %	0	0	1	0	1				2	0	0	0	0	0				0
	0%	0%	9%	0%	9%				3%	0%	0%	0%	0%	0%				0%
Biggest lead	4	1	6	4	3					2	3	0	2	2				
Handedness/Grip	Right/									Left/								

Game Progress

1	WANG Hao (CHN)	*0	1	*3	4	*4	5	*5	7	*9	11	
	KO Lai Chak (HKG)	0	*1	1	*2	4	*5	7	*7	7	7	
2	WANG Hao (CHN)	0	*1	2	*3	4	*5	5	*6	7	*8	8
	KO Lai Chak (HKG)	*0	1	*2	3	*4	5	*7	8	*9	10	11
3	WANG Hao (CHN)	*0	2	*4	5	*7	7	*9	10	*10	11	
	KO Lai Chak (HKG)	0	*0	0	*1	1	*3	3	*4	6	6	
4	WANG Hao (CHN)	0	*0	2	*3	5	*6	7	*8	9	11	
	KO Lai Chak (HKG)	*0	2	*2	3	*3	4	*5	6	*7	7	
5	WANG Hao (CHN)	*0	2	*3	3	*3	4	*6	7	*8	10	11
	KO Lai Chak (HKG)	0	*0	1	*3	5	*6	6	*7	8	*8	9

Legend:

*** Denotes server.

MS Men's Singles



MATCH RESULTS

单打比赛成绩 / RÉSULTAT DU MATCH

PERSSON Jorgen (SWE) 4-1 PRIMORAC Zoran (CRO)

Game Summary		Match	Game 1	Game 2	Game 3	Game 4	Game 5	Game 6	Game 7
PERSSON Jorgen	SWE	4	7	11	11	14	11		
PRIMORAC Zoran	CRO	1	11	6	8	12	9		
Duration		42min	5min	5min	6min	9min	6min		

Match No.: MS71 Table: 1

Umpires: CHEUNG Ka Wing (HKG) DZIOBA Greg (CAN)

Game Statistics	PERSSON Jorgen (SWE)								PRIMORAC Zoran (CRO)							
	Game							Match	Game							Match
	1	2	3	4	5	6	7		1	2	3	4	5	6	7	
Points won	7	11	11	14	11			54	11	6	8	12	9			46
Service %	14%	18%	0%	14%	0%			9%	18%	16%	0%	0%	11%			8%
Third Ball %	14%	18%	0%	14%	9%			11%	9%	0%	0%	8%	11%			6%
Attacking %	42%	63%	90%	57%	45%			61%	54%	66%	100%	58%	77%			69%
Defending %	28%	0%	9%	14%	45%			18%	18%	16%	0%	33%	0%			15%
Counterattacking %	0%	0%	0%	0%	0%			0%	0%	0%	0%	0%	0%			0%
Other %	0%	0%	0%	0%	0%			0%	0%	0%	0%	0%	0%			0%
Biggest lead	2	5	6	2	2				4	0	0	1	3			
Handedness/Grip	Right/								Right/							

Game Progress

1	PERSSON Jorgen (SWE)	0	*1	3	*3	3	*4	5	*6	7	7							
	PRIMORAC Zoran (CRO)	*0	1	*1	3	*5	6	*7	8	*9	11							
2	PERSSON Jorgen (SWE)	*0	2	*2	4	*5	6	*7	9	*10	11							
	PRIMORAC Zoran (CRO)	0	*0	2	*2	3	*4	5	*5	6	6							
3	PERSSON Jorgen (SWE)	0	*2	3	*4	5	*7	8	*10	10	*10	11						
	PRIMORAC Zoran (CRO)	*0	0	*1	2	*3	3	*4	4	*6	8	8						
4	PERSSON Jorgen (SWE)	*0	1	*2	3	*4	5	*6	7	*8	10	*10	10	*11	12	*12	13	14
	PRIMORAC Zoran (CRO)	0	*1	2	*3	4	*5	6	*7	8	*8	10	*11	11	*11	12	*12	12
5	PERSSON Jorgen (SWE)	0	*0	1	*2	3	*4	5	*7	9	*9	11						
	PRIMORAC Zoran (CRO)	*0	2	*3	4	*5	6	*7	7	*7	9	9						

Legend:

** Denotes server. MS Men's Singles



MATCH RESULTS

单打比赛成绩 / RESULTAT DU MATCH

WANG Liqin (CHN) 4-0 TAN Ruiwu (CRO)

Game Summary		Match	Game 1	Game 2	Game 3	Game 4	Game 5	Game 6	Game 7
WANG Liqin	CHN	4	11	11	11	11			
TAN Ruiwu	CRO	0	7	5	8	8			
Duration		22min	4min	3min	4min	4min			

Match No.: MS72 Table: 1

Umpires: ISAACS Moegemad (RSA) MUGWANYA Ronald (UGA)

Game Statistics	WANG Liqin (CHN)								TAN Ruiwu (CRO)							
	Game							Match	Game							Match
	1	2	3	4	5	6	7		1	2	3	4	5	6	7	
Points won	11	11	11	11				44	7	5	8	8				28
Service %	3	0	0	2				5	1	0	0	0				1
	27%	0%	0%	18%				11%	14%	0%	0%	0%				3%
Third Ball %	2	0	2	1				5	1	1	1	1				4
	18%	0%	18%	9%				11%	14%	20%	12%	12%				14%
Attacking %	4	10	4	7				25	4	3	4	6				17
	36%	90%	36%	63%				56%	57%	60%	50%	75%				60%
Defending %	1	1	4	1				7	1	1	3	1				6
	9%	9%	36%	9%				15%	14%	20%	37%	12%				21%
Counterattacking %	0	0	1	0				1	0	0	0	0				0
	0%	0%	9%	0%				2%	0%	0%	0%	0%				0%
Other %	1	0	0	0				1	0	0	0	0				0
	9%	0%	0%	0%				2%	0%	0%	0%	0%				0%
Biggest lead	4	6	3	3					0	0	0	2				
Handedness/Grip	Right/								Left/							

Game Progress

1	WANG Liqin (CHN)	*0	2	*3	4	*5	7	*8	9	*9	11	
	TAN Ruiwu (CRO)	0	*0	1	*2	3	*3	4	*5	7	7	
2	WANG Liqin (CHN)	0	*1	3	*5	5	*7	9	*10	11		
	TAN Ruiwu (CRO)	*0	1	*1	1	*3	3	*3	4	5		
3	WANG Liqin (CHN)	*0	1	*3	3	*4	6	*7	8	*9	10	11
	TAN Ruiwu (CRO)	0	*1	1	*3	4	*4	5	*6	7	*8	8
4	WANG Liqin (CHN)	0	*0	1	*3	4	*5	7	*7	8	*10	11
	TAN Ruiwu (CRO)	*0	2	*3	3	*4	5	*5	7	*8	8	8

Legend:

** Denotes server.

MS Men's Singles



MATCH RESULTS

单打比赛成绩 / RESULTAT DU MATCH

MA Lin (CHN) 4-0 OH Sang Eun (KOR)

Game Summary		Match	Game 1	Game 2	Game 3	Game 4	Game 5	Game 6	Game 7
MA Lin	CHN	4	11	11	11	12			
OH Sang Eun	KOR	0	3	5	9	10			
Duration		31min	3min	3min	6min	7min			

Match No.: MS73 Table: 1

Umpires: DA SILVA Carlos (POR) BERGFELDT Rebecca (SWE)

Game Statistics	MA Lin (CHN)								OH Sang Eun (KOR)							
	Game							Match	Game							Match
	1	2	3	4	5	6	7		1	2	3	4	5	6	7	
Points won	11	11	11	12				45	3	5	9	10				27
Service %	0	0	2	3				5	2	0	0	0				2
	0%	0%	18%	25%				11%	66%	0%	0%	0%				7%
Third Ball %	3	3	2	2				10	0	0	0	0				0
	27%	27%	18%	16%				22%	0%	0%	0%	0%				0%
Attacking %	4	2	6	5				17	1	3	5	9				18
	36%	18%	54%	41%				37%	33%	60%	55%	90%				66%
Defending %	4	6	1	2				13	0	1	4	1				6
	36%	54%	9%	16%				28%	0%	20%	44%	10%				22%
Counterattacking %	0	0	0	0				0	0	1	0	0				1
	0%	0%	0%	0%				0%	0%	20%	0%	0%				3%
Other %	0	0	0	0				0	0	0	0	0				0
	0%	0%	0%	0%				0%	0%	0%	0%	0%				0%
Biggest lead	8	6	2	6					0	1	4	1				
Handedness/Grip	Right/								Right/							

Game Progress

1	MA Lin (CHN)	0	*2	4	*5	6	*7	9	11								
	OH Sang Eun (KOR)	*0	0	*0	1	*2	3	*3	3								
2	MA Lin (CHN)	*0	1	*3	3	*4	5	*7	9	11							
	OH Sang Eun (KOR)	0	*1	1	*3	4	*5	5	*5	5							
3	MA Lin (CHN)	0	*0	1	*2	2	*4	4	*5	7	*9	11					
	OH Sang Eun (KOR)	*0	2	*3	4	*6	6	*8	9	*9	9	9					
4	MA Lin (CHN)	*0	1	*3	5	*6	8	*8	9	*9	10	*10	11	12			
	OH Sang Eun (KOR)	0	*1	1	*1	2	*2	4	*5	7	*8	10	*10	10			

Legend:

** Denotes server.

MS Men's Singles



MATCH RESULTS

单打比赛成绩 / RESULTAT DU MATCH

WANG Hao (CHN) 4-1 PERSSON Jorgen (SWE)

Game Summary		Match	Game 1	Game 2	Game 3	Game 4	Game 5	Game 6	Game 7
WANG Hao	CHN	4	11	11	9	11	11		
PERSSON Jorgen	SWE	1	9	9	11	7	9		
Duration		43min	5min	6min	8min	6min	6min		

Match No.: MS74 Table: 1

Umpires: LAU Pub Taai (SIN) ABASCIA Andrea (ITA)

Game Statistics	WANG Hao (CHN)								PERSSON Jorgen (SWE)							
	Game							Match	Game							Match
	1	2	3	4	5	6	7		1	2	3	4	5	6	7	
Points won	11	11	9	11	11			53	9	9	11	7	9			45
Service %	1 9%	1 9%	0 0%	0 0%	0 0%			2 3%	0 0%	0 0%	1 9%	1 14%	1 11%			3 6%
Third Ball %	1 9%	1 9%	1 11%	1 9%	2 18%			6 11%	3 33%	1 11%	0 0%	1 14%	0 0%			5 11%
Attacking %	8 72%	7 63%	8 88%	7 63%	7 63%			37 69%	3 33%	5 55%	6 54%	3 42%	3 33%			20 44%
Defending %	0 0%	2 18%	0 0%	1 9%	1 9%			4 7%	2 22%	2 22%	2 18%	2 28%	5 55%			13 28%
Counterattacking %	1 9%	0 0%	0 0%	1 9%	1 9%			3 5%	1 11%	1 11%	2 18%	0 0%	0 0%			4 8%
Other %	0 0%	0 0%	0 0%	1 9%	0 0%			1 1%	0 0%	0 0%	0 0%	0 0%	0 0%			0 0%
Biggest lead	3	4	1	4	4				1	2	2	0	1			
Handedness/Grip	Right/								Right/							

Game Progress

1	WANG Hao (CHN)	*0	1	*2	3	*5	6	*7	8	*9	10	11
	PERSSON Jorgen (SWE)	0	*1	2	*3	3	*4	5	*6	7	*8	9
2	WANG Hao (CHN)	0	*2	4	*4	4	*5	5	*7	8	*10	11
	PERSSON Jorgen (SWE)	*0	0	*0	2	*4	5	*7	7	*8	8	9
3	WANG Hao (CHN)	*0	1	*2	2	*4	4	*6	7	*8	8	9
	PERSSON Jorgen (SWE)	0	*1	2	*4	4	*6	6	*7	8	*10	11
4	WANG Hao (CHN)	0	*1	3	*5	5	*6	8	*8	9	11	
	PERSSON Jorgen (SWE)	*0	1	*1	1	*3	4	*4	6	*7	7	
5	WANG Hao (CHN)	*0	1	*3	4	*5	7	*7	7	*8	9	11
	PERSSON Jorgen (SWE)	0	*1	1	*2	3	*3	5	*7	8	*9	9

Legend:

*** Denotes server.

MS Men's Singles



MATCH RESULTS

单打比赛成绩 / RESULTAT DU MATCH

MA Lin (CHN) 4-2 WANG Liqin (CHN)

Game Summary		Match	Game 1	Game 2	Game 3	Game 4	Game 5	Game 6	Game 7
MA Lin	CHN	4	11	11	11	10	3	11	
WANG Liqin	CHN	2	5	9	9	12	11	8	
Duration		53min	5min	6min	6min	6min	4min	8min	

Match No.: MS75 Table: 1

Umpires: LIU Jingli (CHN)

PIAO Lin (CHN)

Game Statistics	MA Lin (CHN)							Match	WANG Liqin (CHN)							Match	
	Game								Match	Game							
	1	2	3	4	5	6	7			1	2	3	4	5	6		7
Points won	11	11	11	10	3	11		57	5	9	9	12	11	8		54	
Service %	1 9%	0 0%	1 9%	1 10%	0 0%	1 9%		4 7%	0 0%	1 11%	0 0%	0 0%	1 9%	0 0%		2 3%	
Third Ball %	2 18%	2 18%	2 18%	2 20%	0 0%	0 0%		8 14%	0 0%	0 0%	1 11%	3 25%	1 9%	0 0%		5 9%	
Attacking %	6 54%	5 45%	5 45%	4 40%	2 66%	10 90%		32 56%	5 100%	6 66%	5 55%	5 41%	3 27%	5 62%		29 53%	
Defending %	2 18%	4 36%	3 27%	2 20%	0 0%	0 0%		11 19%	0 0%	1 11%	3 33%	3 25%	6 54%	1 12%		14 25%	
Counterattacking %	0 0%	0 0%	0 0%	1 10%	1 33%	0 0%		2 3%	0 0%	1 11%	0 0%	0 0%	0 0%	2 25%		3 5%	
Other %	0 0%	0 0%	0 0%	0 0%	0 0%	0 0%		0 0%	0 0%	0 0%	0 0%	1 8%	0 0%	0 0%		1 1%	
Biggest lead	6	4	2	1	0	3			0	2	4	3	8	1			
Handedness/Grip	Right/								Right/								

Game Progress

1	MA Lin (CHN)	0	*1	3	*4	6	*7	8	*9	11					
	WANG Liqin (CHN)	*0	1	*1	2	*2	3	*4	5	5					
2	MA Lin (CHN)	*0	1	*2	2	*4	6	*7	8	*10	10	11			
	WANG Liqin (CHN)	0	*1	2	*4	4	*4	5	*6	6	*8	9			
3	MA Lin (CHN)	0	*1	1	*1	2	*3	4	*5	7	*9	11			
	WANG Liqin (CHN)	*0	1	*3	5	*6	7	*8	9	*9	9	9			
4	MA Lin (CHN)	*0	0	*1	2	*3	5	*6	7	*8	9	*10	10	10	10
	WANG Liqin (CHN)	0	*2	3	*4	5	*5	6	*7	8	*9	10	*11	12	
5	MA Lin (CHN)	0	*0	0	*2	2	*3	3	3	3	3	3	3		
	WANG Liqin (CHN)	*0	2	*4	4	*6	7	*9	11	11	11	11	11		
6	MA Lin (CHN)	*0	2	*2	3	*4	5	*6	8	*9	10	11	11		
	WANG Liqin (CHN)	0	*0	2	*3	4	*5	6	*6	7	*8	8	8		

Legend:

** Denotes server.

MS Men's Singles



MATCH RESULTS

单打比赛成绩 / RESULTAT DU MATCH

WANG Liqin (CHN) 4-0 PERSSON Jorgen (SWE)

Game Summary		Match	Game 1	Game 2	Game 3	Game 4	Game 5	Game 6	Game 7
WANG Liqin	CHN	4	13	11	11	11			
PERSSON Jorgen	SWE	0	11	2	5	9			
Duration		33min	7min	3min	5min	6min			

Match No.: MS76 Table: 1

Umpires: ROBERTS Averil (NZL) ISAACS Moegemad (RSA)

Game Statistics	WANG Liqin (CHN)								PERSSON Jorgen (SWE)							
	Game							Match	Game							Match
	1	2	3	4	5	6	7		1	2	3	4	5	6	7	
Points won	13	11	11	11				46	11	2	5	9				27
Service %	2	2	2	1				7	1	1	1	2				5
	15%	18%	18%	9%				15%	9%	50%	20%	22%				18%
Third Ball %	3	0	1	2				6	2	0	1	3				6
	23%	0%	9%	18%				13%	18%	0%	20%	33%				22%
Attacking %	7	8	8	7				30	2	0	1	3				6
	53%	72%	72%	63%				65%	18%	0%	20%	33%				22%
Defending %	1	1	0	1				3	5	1	2	0				8
	7%	9%	0%	9%				6%	45%	50%	40%	0%				29%
Counterattacking %	0	0	0	0				0	1	0	0	1				2
	0%	0%	0%	0%				0%	9%	0%	0%	11%				7%
Other %	0	0	0	0				0	0	0	0	0				0
	0%	0%	0%	0%				0%	0%	0%	0%	0%				0%
Biggest lead	2	9	6	2					3	1	0	3				
Handedness/Grip	Right/								Right/							

Game Progress

1	WANG Liqin (CHN)	*0	1	*2	2	*3	5	*6	7	*7	9	*10	10	*11	12	13
	PERSSON Jorgen (SWE)	0	*1	2	*4	5	*5	6	*7	9	*9	10	*11	11	*11	11
2	WANG Liqin (CHN)	0	*1	3	*5	7	*9	10	11							
	PERSSON Jorgen (SWE)	*0	1	*1	1	*1	1	*2	2							
3	WANG Liqin (CHN)	*0	2	*3	4	*5	7	*9	9	11						
	PERSSON Jorgen (SWE)	0	*0	1	*2	3	*3	3	*5	5						
4	WANG Liqin (CHN)	0	*0	1	*2	4	*5	6	*6	8	*9	11				
	PERSSON Jorgen (SWE)	*0	2	*3	4	*4	5	*6	8	*8	9	9				

Legend:

** Denotes server.

MS Men's Singles



MATCH RESULTS

单打比赛成绩 / RESULTAT DU MATCH

MA Lin (CHN) 4-1 WANG Hao (CHN)

Game Summary		Match	Game 1	Game 2	Game 3	Game 4	Game 5	Game 6	Game 7
MA Lin	CHN	4	11	11	6	11	11		
WANG Hao	CHN	1	9	9	11	7	9		
Duration		47min	7min	7min	6min	8min	9min		

Match No.: MS77 Table: 1

Umpires: WULZ Wolfgang (AUT) YICK Joseph (USA)

Game Statistics	MA Lin (CHN)								WANG Hao (CHN)							
	Game							Match	Game							Match
	1	2	3	4	5	6	7		1	2	3	4	5	6	7	
Points won	11	11	6	11	11			50	9	9	11	7	9			45
Service %	1 9%	0 0%	0 0%	1 9%	0 0%			2 4%	2 22%	2 22%	0 0%	0 0%	0 0%			4 8%
Third Ball %	2 18%	2 18%	2 33%	0 0%	1 9%			7 14%	0 0%	0 0%	1 9%	2 28%	2 22%			5 11%
Attacking %	3 27%	4 36%	2 33%	3 27%	2 18%			14 28%	4 44%	4 44%	5 45%	3 42%	4 44%			20 44%
Defending %	2 18%	2 18%	2 33%	3 27%	4 36%			13 26%	0 0%	0 0%	2 18%	0 0%	1 11%			3 6%
Counterattacking %	2 18%	3 27%	0 0%	4 36%	4 36%			13 26%	3 33%	3 33%	2 18%	1 14%	2 22%			11 24%
Other %	1 9%	0 0%	0 0%	0 0%	0 0%			1 2%	0 0%	0 0%	1 9%	1 14%	0 0%			2 4%
Biggest lead	4	6	1	4	5				1	0	5	3	1			
Handedness/Grip	Right/								Right/							

Game Progress

1	MA Lin (CHN)	0	*1	3	*4	4	*6	7	*8	10	*10	11
	WANG Hao (CHN)	*0	1	*1	2	*4	4	*5	6	*6	8	9
2	MA Lin (CHN)	*0	1	*3	5	*6	7	*8	10	*10	10	11
	WANG Hao (CHN)	0	*1	1	*1	2	*3	4	*4	6	*8	9
3	MA Lin (CHN)	0	*1	1	*2	3	*5	6	*6	6		6
	WANG Hao (CHN)	*0	1	*3	4	*5	5	*6	8	*10		11
4	MA Lin (CHN)	*0	2	*3	3	*3	4	*5	7	*9		11
	WANG Hao (CHN)	0	*0	1	*3	5	*6	7	*7	7		7
5	MA Lin (CHN)	0	*1	3	*4	6	*7	7	*9	10	*10	11
	WANG Hao (CHN)	*0	1	*1	2	*2	3	*5	5	*6	8	9

Legend:

** Denotes server.

MS Men's Singles



PLAYER STATISTICS As of 23 AUG 2008

选手技术统计 / STATISTIQUES DU JOUEUR MEN'S SINGLES

Players	NOC	Matches				Games				Match Duration																	
		Played	Won	Lost	%Won	Played	Won	Lost	%Won	All	Average																
MA Lin Right	CHN	5	5	0	100%	24	20	4	83%	3h 16min	39min																
		Points Won				Points Lost																					
		Total	Service	3rd ball	Attack	Defend	CntAtt	Other	Total	Service	3rd ball	Attack	Defend	CntAtt	Other												
		%	%	%	%	%	%		%	%	%	%	%	%													
		249	22	8	41	16	107	42	50	20	28	11	1	0	181	10	5	20	11	98	54	29	16	21	11	3	1
WANG Liqin Right	CHN	5	4	1	80%	22	18	4	81%	2h 41min	32min																
		Points Won				Points Lost																					
		Total	Service	3rd ball	Attack	Defend	CntAtt	Other	Total	Service	3rd ball	Attack	Defend	CntAtt	Other												
		%	%	%	%	%	%		%	%	%	%	%	%													
		232	22	9	22	9	117	50	47	20	21	9	3	1	155	18	11	21	13	72	46	35	22	9	5	0	0
PERSSON Jorgen Right	SWE	6	4	2	66%	32	17	15	53%	4h 10min	41min																
		Points Won				Points Lost																					
		Total	Service	3rd ball	Attack	Defend	CntAtt	Other	Total	Service	3rd ball	Attack	Defend	CntAtt	Other												
		%	%	%	%	%	%		%	%	%	%	%	%													
		311	29	9	38	12	157	50	53	17	26	8	8	2	303	27	8	29	9	177	58	44	14	21	6	5	1
WANG Hao Right	CHN	5	4	1	80%	24	17	7	70%	2h 59min	35min																
		Points Won				Points Lost																					
		Total	Service	3rd ball	Attack	Defend	CntAtt	Other	Total	Service	3rd ball	Attack	Defend	CntAtt	Other												
		%	%	%	%	%	%		%	%	%	%	%	%													
		247	17	6	22	8	131	53	34	13	33	13	10	4	193	15	7	25	12	62	32	67	34	23	11	1	0
TORIOLA Segun Right	NGR	4	3	1	75%	27	15	12	55%	3h 14min	48min																
		Points Won				Points Lost																					
		Total	Service	3rd ball	Attack	Defend	CntAtt	Other	Total	Service	3rd ball	Attack	Defend	CntAtt	Other												
		%	%	%	%	%	%		%	%	%	%	%	%													
		255	16	6	26	10	139	54	62	24	9	3	3	1	253	29	11	20	7	119	47	78	30	4	1	3	1
PRIMORAC Zoran Right	CRO	4	3	1	75%	23	13	10	56%	3h 24min	51min																
		Points Won				Points Lost																					
		Total	Service	3rd ball	Attack	Defend	CntAtt	Other	Total	Service	3rd ball	Attack	Defend	CntAtt	Other												
		%	%	%	%	%	%		%	%	%	%	%	%													
		224	15	6	38	16	100	44	48	21	18	8	5	2	216	16	7	35	16	101	46	36	16	22	10	6	2
KIM Hyok Bong Right	PRK	4	3	1	75%	22	13	9	59%	2h 19min	34min																
		Points Won				Points Lost																					
		Total	Service	3rd ball	Attack	Defend	CntAtt	Other	Total	Service	3rd ball	Attack	Defend	CntAtt	Other												
		%	%	%	%	%	%		%	%	%	%	%	%													
		208	19	9	18	8	95	45	63	30	12	5	1	0	196	20	10	19	9	90	45	45	22	21	10	1	0
JANG Song Man Right	PRK	4	3	1	75%	21	13	8	61%	2h 32min	38min																
		Points Won				Points Lost																					
		Total	Service	3rd ball	Attack	Defend	CntAtt	Other	Total	Service	3rd ball	Attack	Defend	CntAtt	Other												
		%	%	%	%	%	%		%	%	%	%	%	%													
		206	39	18	20	9	35	16	98	47	9	4	5	2	185	16	8	9	4	129	69	19	10	7	3	5	2
KO Lai Chak Left	HKG	4	3	1	75%	23	13	10	56%	2h 21min	35min																
		Points Won				Points Lost																					
		Total	Service	3rd ball	Attack	Defend	CntAtt	Other	Total	Service	3rd ball	Attack	Defend	CntAtt	Other												
		%	%	%	%	%	%		%	%	%	%	%	%													
		204	22	10	31	15	85	41	56	27	8	3	2	0	187	14	7	25	13	59	31	71	37	16	8	2	1
TAN Ruiwu Left	CRO	4	3	1	75%	19	12	7	63%	1h 58min	29min																
		Points Won				Points Lost																					
		Total	Service	3rd ball	Attack	Defend	CntAtt	Other	Total	Service	3rd ball	Attack	Defend	CntAtt	Other												
		%	%	%	%	%	%		%	%	%	%	%	%													
		191	18	9	29	15	95	49	25	13	15	7	9	4	157	10	6	31	19	74	47	26	16	13	8	3	1

Note:
 For the definition of the statistics refer to 'Competition Format and Rules' report

Legend:
Attack Attacking **CntAtt** CounterAttacking **Defend** Defending



TOURNAMENT STATISTICS As of 23 AUG 2008
 比赛技术统计 / STATISTIQUES DE LA COMPÉTITION
MEN'S SINGLES

Statistics	Preliminary Round	Round 1	Round 2	Round 3	Round 4	Quarter finals	Semi finals	Finals	Total
Number of matches	13	16	16	16	8	4	2	2	77
Number of games	71	91	95	86	42	18	11	9	423
Number of games won by 2 point difference	25	33	25	31	10	5	7	5	141
%	35%	36%	26%	36%	23%	27%	63%	55%	33%
Number of games won by 5 or more point diff.	21	33	34	28	19	5	2	3	145
%	29%	36%	35%	32%	45%	27%	18%	33%	34%
Total points scored	1331	1684	1730	1633	739	336	209	168	7830
per game	18.75	18.51	18.21	18.99	17.60	18.67	19.00	18.67	18.51
Service	192	173	176	157	68	31	11	18	826
per game	2.70	1.90	1.85	1.83	1.62	1.72	1.00	2.00	1.95
Third Ball	220	192	215	219	90	39	24	24	1023
per game	3.10	2.11	2.26	2.55	2.14	2.17	2.18	2.67	2.42
Attacking	532	717	733	764	315	186	118	70	3435
per game	7.49	7.88	7.72	8.88	7.50	10.33	10.73	7.78	8.12
Defending	322	491	416	376	137	75	42	27	1886
per game	4.54	5.40	4.38	4.37	3.26	4.17	3.82	3.00	4.46
Counterattacking	49	79	152	98	102	2	12	26	520
per game	0.69	0.87	1.60	1.14	2.43	0.11	1.09	2.89	1.23
Other	16	32	38	19	27	3	2	3	140
per game	0.23	0.35	0.40	0.22	0.64	0.17	0.18	0.33	0.33
Total duration	7h45min	10h31min	11h01min	10h47min	4h51min	2h09min	1h37min	1h20min	50h04min
Avg. match duration	35min	39min	41min	40min	36min	32min	48min	40min	39min

Note:
 For the definition of the statistics refer to "Competition Format and Rules" report



ENTRY LIST BY EVENT As of 7 AUG 2008

按小项的报名名单 / LISTE DES INSCRITS PAR ÉPREUVE

NOC	How Qualified	Name	Date of Birth
AUS - Australia	QC(143)	LAY Jian Fang	6 MAR 1973
	QC(156)	MIAO Miao	14 JAN 1981
	QC(191)	SANG Stephanie Xu	29 SEP 1986
AUT - Austria	QC(58)	LI Qiangbing	30 APR 1985
	QR(17)	LIU Jia	16 FEB 1982
BLR - Belarus	QW(86)	KOSTROMINA Tatyana	15 FEB 1973
	QW(79)	PAVLOVICH Veronika	8 MAY 1978
	QC(34)	PAVLOVICH Viktoria	8 MAY 1978
BRA - Brazil	QC(307)	NONAKA Mariany	22 APR 1988
CAN - Canada	QC(242)	LONG Judy	15 JAN 1969
	QC(167)	ZHANG Mo	17 JAN 1989
CGO - Congo	QC(234)	YANG Fen	31 JUL 1982
CHN - China	QR(2)	GUO Yue	17 JUL 1988
	QC(5)	WANG Nan	23 OCT 1978
	QR(1)	ZHANG Yining	5 OCT 1981
CMR - Cameroon	QC(765)	FOMUM Victorine Agum	17 JUN 1974
COL - Colombia	QC(287)	MEDINA Paula	12 APR 1989
CRO - Croatia	QW(131)	BAKULA Andrea	15 AUG 1981
	QR(28)	BOROS Tamara	19 DEC 1977
	QC(63)	PAOVIC Sandra	15 APR 1983
CZE - Czech Republic	QW(212)	HADACOVA Dana	3 SEP 1983
DOM - Dominican Rep.	QC(187)	QIAN Lian	19 FEB 1983
	QC(49)	WU Xue	22 MAR 1980
EGY - Egypt	QC(485)	ABDUL-AZIZ Shaimaa	30 MAR 1981
	QC(629)	YOSSRY Noha	7 FEB 1992



ENTRY LIST BY EVENT As of 7 AUG 2008
 按小项的报名名单 / LISTE DES INSCRITS PAR ÉPREUVE

NOC	How Qualified	Name	Date of Birth
ESP - Spain	QW(33)	SHEN Yanfei	24 DEC 1979
	QC(76)	ZHU Fang	2 OCT 1976
FRA - France	QC(65)	XIAN Yi Fang	20 AUG 1977
GER - Germany	QR(43)	SCHALL Elke	19 JUL 1973
	QR(23)	WU Jiaduo	19 SEP 1977
HKG - Hong Kong, China	QR(35)	LAU Sui Fei	3 JUL 1981
	QW(14)	LIN Ling	9 SEP 1977
	QW(10)	TIE Yana	13 MAY 1979
HUN - Hungary	QW(85)	LOVAS Petra	4 JUL 1980
	QW(44)	POTA Georgina	13 JAN 1985
	QR(40)	TOTH Krisztina	29 MAY 1974
IND - India	QC(266)	AGGARWAL Neha	11 JAN 1990
ITA - Italy	QW(73)	STEFANOVA Nikoleta	22 APR 1984
	QC(66)	TAN MONFARDINI Wenling	28 OCT 1972
JOR - Jordan	QC(310)	SHABAN Zeina	12 MAY 1988
JPN - Japan	QR(12)	FUKUHARA Ai	1 NOV 1988
	QC(27)	FUKUOKA Haruna	25 JAN 1984
	QR(19)	HIRANO Sayaka	24 MAR 1985
KAZ - Kazakhstan	QC(432)	SHUMAKOVA Marina	22 JUL 1983
KOR - Korea	QC(26)	DANG Ye Seo	27 APR 1981
	QR(11)	KIM Kyung Ah	25 MAY 1977
	QR(21)	PARK Mi Young	17 NOV 1981
LTU - Lithuania	QW(99)	PASKAUSKIENE Ruta	29 MAR 1977
LUX - Luxembourg	QR(42)	NI Xia Lian	4 JUL 1963
MEX - Mexico	QC(337)	SILVA Yadira	24 DEC 1985



ENTRY LIST BY EVENT As of 7 AUG 2008

按小项的报名名单 / LISTE DES INSCRITS PAR ÉPREUVE

NOC	How Qualified	Name	Date of Birth
NED - Netherlands	QR(15)	LI Jiao	15 JAN 1973
	QC(45)	LI Jie	6 MAR 1984
NGR - Nigeria	QC(312)	KAFFO Bose	14 NOV 1972
	QC(371)	OFFIONG Cecilia Otu	13 JUN 1986
POL - Poland	QR(31)	LI Qian	30 JUL 1986
	QC(90)	XU Jie	21 JAN 1982
PRK - DPR Korea	QC(69)	KIM Jong	19 APR 1989
	QC(84)	KIM Mi Yong	6 MAY 1983
ROU - Romania	QR(47)	DODEAN Daniela	13 JAN 1988
	QC(61)	SAMARA Elizabeta	15 APR 1989
RUS - Russian Fed.	QW(94)	FADEEVA Oksana	16 MAR 1975
	QC(67)	GANINA Svetlana	11 JUL 1978
	QW(87)	KOTIKHINA Irina	17 DEC 1980
SIN - Singapore	QC(9)	FENG Tianwei	31 AUG 1986
	QR(6)	LI Jia Wei	9 AUG 1981
	QR(7)	WANG Yue Gu	10 JUN 1980
SVK - Slovakia	QW(103)	ODOROVA Eva	22 NOV 1979
THA - Thailand	QC(68)	KOMWONG Nanthana	13 SEP 1980
TPE - Chinese Taipei	QW(59)	HUANG I-Hwa	20 JUL 1984
	QW(107)	PAN Li-Chun	26 FEB 1982
TUR - Turkey	QC(76)	HU Melek	27 JAN 1989
UKR - Ukraine	QW(116)	PESOTSKA Margaryta	9 AUG 1991
	QW(125)	SOROCHINSKAYA Tetyana	23 NOV 1983
USA - United States	QR(25)	GAO Jun	25 JAN 1969
	QC(245)	HUANG Crystal Xi	8 JUL 1979
	QR(20)	WANG Chen	17 JAN 1974



ENTRY LIST BY EVENT As of 7 AUG 2008
按小项的报名名单 / LISTE DES INSCRITS PAR ÉPREUVE

NOC	How Qualified	Name	Date of Birth
VAN - Vanuatu	QT(849)	TOMMY Priscila	23 MAY 1991
VEN - Venezuela	QC(258)	RAMOS Fabiola	15 SEP 1977

Note:
All Changes are available in INFO
(nnn) in "How Qualified" represents the player's singles world ranking as of 2008

Legend:
QC Continental qualification tournaments QH Host country direct entry QR Qualification by ranking
QT Tripartite commission invitation QW World qualification tournament



RESULTS

比赛成绩 / RÉSULTATS

	Preliminary Round	NOC Code	To Round 1
	YANG Fen	CGO	
Match 1	HUANG Crystal Xi	USA	YANG Fen 4-2 (4:11 11:8 9:11 11:5 13:11 11:9)
	PAN Li-Chun	TPE	
Match 2	ABDUL-AZIZ Shaimaa	EGY	PAN Li-Chun 4-0 (11:4 11:4 11:2 11:1)
	PESOTSKA Margaryta	UKR	
Match 3	SHUMAKOVA Marina	KAZ	PESOTSKA Margaryta 4-0 (11:8 11:6 11:6 11:6)
	MIAO Miao	AUS	
Match 4	OFFIONG Cecilia Otu	NGR	MIAO Miao 4-0 (11:7 11:5 11:5 14:12)
	QIAN Lian	DOM	
Match 5	FOMUM Victorine Agum	CMR	QIAN Lian 4-0 (11:3 11:1 11:6 11:5)
	PASKAUSKIENE Ruta	LTU	
Match 6	NONAKA Mariany	BRA	PASKAUSKIENE Ruta 4-0 (11:3 11:6 15:13 11:3)
	ZHANG Mo	CAN	
Match 7	MEDINA Paula	COL	ZHANG Mo 4-0 (11:5 11:5 12:10 11:8)
	HADACOVA Dana	CZE	
Match 8	SHABAN Zeina	JOR	HADACOVA Dana 4-0 (11:3 11:6 11:8 11:5)



RESULTS

比赛成绩 / RÉSULTATS

	Preliminary Round	NOC Code	To Round 1
	LONG Judy	CAN	
Match 9	RAMOS Fabiola	VEN	RAMOS Fabiola 4-1 (5:11 16:14 11:8 11:7 11:9)
	SOROCHINSKAYA Tetyana	UKR	
Match 10	YOSSRY Noha	EGY	SOROCHINSKAYA Tetyana 4-0 (11:5 11:4 12:10 11:7)
	LAY Jian Fang	AUS	
Match 11	AGGARWAL Neha	IND	LAY Jian Fang 4-1 (10:12 11:8 13:11 11:8 11:4)
	SANG Stephanie Xu	AUS	
Match 12	KAFFO Bose	NGR	SANG Stephanie Xu 4-1 (11:8 10:12 11:9 11:2 11:7)
	ODOROVA Eva	SVK	
Match 13	TOMMY Priscila	VAN	ODOROVA Eva 4-0 (11:5 11:7 11:2 11:3)
	BAKULA Andrea	CRO	
Match 14	SILVA Yadira	MEX	BAKULA Andrea 4-0 (12:10 11:8 11:2 11:8)



RESULTS

比赛成绩 / RÉSULTATS

Round 1	NOC Code	Round 2	NOC Code	Round 3	NOC Code	To Round 4
				ZHANG Yining (1)	CHN	
SAMARA Elizabeta	ROU	PAVLOVICH Viktoria	BLR			ZHANG Y
				PAVLOVICH Viktoria	BLR	4-0 (11:7 11:2 11:7 11:5)
YANG Fen	CGO	SAMARA Elizabeta	ROU	4-1 (3:11 11:8 11:8 11:7 12:10)		
				FUKUHARA Ai (9)	JPN	
HU Melek	TUR	SCHALL Elke	GER			FUKUHARA A
				HU Melek	TUR	4-1 (11:6 11:8 11:7 9:11 11:5)
PAN Li-Chun	TPE	HU Melek	TUR	4-2 (11:6 6:11 12:10 11:6 6:11 11:7)		
				LIU Jia (12)	AUT	
ZHU Fang	ESP	LI Jie	NED			LI J
				LI Jie	NED	4-1 (11:5 11:8 9:11 12:10 11:3)
PESOTSKA Margaryta	UKR	ZHU Fang	ESP	4-1 (8:11 11:4 11:7 14:12 11:5)		
				FENG Tianwei (6)	SIN	
KOTIKHINA Irina	RUS	DANG Ye Seo	KOR			FENG T
				DANG Ye Seo	KOR	4-0 (11:4 11:5 11:3 11:5)
MIAO Miao	AUS	MIAO Miao	AUS	4-1 (11:3 7:11 11:3 11:6 11:6)		
				KIM Kyung Ah (8)	KOR	
KOMWONG Nanthana	THA	FUKUOKA Haruna	JPN			KIM KA
				FUKUOKA Haruna	JPN	4-2 (11:9 14:16 12:10 12:14 11:9 11:7)
QIAN Lian	DOM	KOMWONG Nanthana	THA	4-0 (11:9 11:7 11:9 11:5)		
				WANG Chen (14)	USA	
KIM Mi Yong	PRK	TOTH Krisztina	HUN			WANG C
				TOTH Krisztina	HUN	4-1 (11:7 11:7 11:6 11:13 11:2)
PASKAUSKIENE Ruta	LTU	PASKAUSKIENE Ruta	LTU	4-3 (8:11 11:5 11:8 11:6 4:11 6:11 11:3)		
				LIN Ling (10)	HKG	
KOSTROMINA Tatyana	BLR	LI Qian	POL			LIN L
				KOSTROMINA Tatyana	BLR	4-0 (11:6 11:3 11:6 11:8)
ZHANG Mo	CAN	KOSTROMINA Tatyana	BLR	4-2 (11:7 11:9 11:6 5:11 9:11 12:10)		
				LI Jia Wei (4)	SIN	
STEFANOVA Nikoleta	ITA	BOROS Tamara	CRO			LI JW
				BOROS Tamara	CRO	4-1 (11:8 11:7 7:11 11:6 11:5)
FADEEVA Oksana	RUS	STEFANOVA Nikoleta	ITA	4-1 (11:4 11:6 11:6 8:11 11:8)		

Note:
 Top half of draw (page 1 of 2)

Legend:
 (x) (Seeding number 1 to 16)



RESULTS

比赛成绩 / RÉSULTATS

Round 1	NOC Code	Round 2	NOC Code	Round 3	NOC Code	To Round 4
				WANG Nan (3)	CHN	
PAVLOVICH Veronika	BLR	POTA Georgina	HUN	POTA Georgina	HUN	WANG N 4-0 (11:6 11:7 11:6 11:2)
HADACOVA Dana	CZE	HADACOVA Dana	CZE	4-3 (11:3 8:11 11:6 12:14 4:11 12:10 12:10)		
				PARK Mi Young (15)	KOR	
KIM Jong	PRK	DODEAN Daniela	ROU	KIM Jong	PRK	PARK MY 4-0 (11:7 11:4 11:8 11:6)
RAMOS Fabiola	VEN	KIM Jong	PRK	4-1 (11:5 11:7 11:5 5:11 11:8)		
				WU Jiaduo (16)	GER	
TAN MONFARDINI Wenling	ITA	LI Qiangbing	AUT	LI Qiangbing	AUT	LI Q 4-3 (11:9 10:12 6:11 11:8 3:11 11:9 11:9)
SOROCHINSKAYA Tetyana	UKR	TAN MONFARDINI Wenling	ITA	4-2 (8:11 11:7 11:8 8:11 11:5 11:4)		
				TIE Yana (7)	HKG	
PAOVIC Sandra	CRO	SHEN Yanfei	ESP	SHEN Yanfei	ESP	TIE Y 4-1 (6:11 11:7 12:10 11:4 11:5)
LAY Jian Fang	AUS	PAOVIC Sandra	CRO	4-2 (11:8 7:11 11:9 6:11 13:11 11:9)		
				WANG Yue Gu (5)	SIN	
GANINA Svetlana	RUS	WU Xue	DOM	WU Xue	DOM	WU X 4-1 (11:9 9:11 11:2 11:8 12:10)
SANG Stephanie Xu	AUS	SANG Stephanie Xu	AUS	4-0 (11:5 13:11 11:9 11:6)		
				HIRANO Sayaka (13)	JPN	
LOVAS Petra	HUN	GAO Jun	USA	GAO Jun	USA	GAO J 4-1 (14:12 11:1 10:12 11:7 14:12)
ODOROVA Eva	SVK	ODOROVA Eva	SVK	4-2 (10:12 11:2 11:9 9:11 11:9 11:4)		
				LI Jiao (11)	NED	
HUANG I-Hwa	TPE	NI Xia Lian	LUX	NI Xia Lian	LUX	LI J 4-1 (6:11 11:8 11:9 11:8 11:8)
BAKULA Andrea	CRO	HUANG I-Hwa	TPE	4-1 (11:6 5:11 11:4 13:11 11:7)		
				GUO Yue (2)	CHN	
XIAN Yi Fang	FRA	LAU Sui Fei	HKG	LAU Sui Fei	HKG	GUO Y 4-0 (11:2 11:8 11:6 11:6)
XU Jie	POL	XIAN Yi Fang	FRA	4-1 (11:3 9:11 11:3 11:8 11:4)		

Note:
 Bottom half of draw (page 2 of 2)

Legend:
 (x) (Seeding number 1 to 16) W/O Walkover



RESULTS

比赛成绩 / RÉSULTATS

Round 4	NOC Code	Quarterfinals	Semifinals	Finals
ZHANG Yining (1)	CHN	ZHANG Y	ZHANG Y	ZHANG Y
FUKUHARA Ai (9)	JPN	4-1 (11:5 11:2 11:5 9:11 11:8)	4-1 (13:11 12:14 14:12 12:10 13:11)	4-1 (9:11 11:8 12:10 11:8 11:5)
LI Jie	NED	FENG T	LI JW	4-1 (8:11 13:11 11:8 11:8 11:3)
FENG Tianwei (6)	SIN	4-1 (7:11 13:11 11:7 11:5 11:4)	4-1 (15:13 11:6 12:10 13:15 11:4)	4-1 (3:11 11:8 4:11 11:7 11:3 11:6)
KIM Kyung Ah (8)	KOR	WANG C	WANG N	4-2 (3:11 11:8 4:11 11:7 11:3 11:6)
WANG Chen (14)	USA	4-3 (11:9 9:11 11:8 10:12 6:11 11:9 11:5)	4-1 (11:5 11:4 11:13 11:2 11:4)	4-2 (11:6 14:12 9:11 7:11 11:3 11:4)
LIN Ling (10)	HKG	LI JW	GUO Y	LI JW
LI Jia Wei (4)	SIN	4-3 (4:11 14:12 10:12 11:8 5:11 11:9 13:11)	4-0 (11:5 16:14 13:11 11:5)	4-2 (11:6 14:12 9:11 7:11 11:3 11:4)
WANG Nan (3)	CHN	WANG N	WANG N	WANG N
PARK Mi Young (15)	KOR	4-2 (11:7 11:7 9:11 11:6 11:13 11:5)	4-1 (11:5 11:4 11:13 11:2 11:4)	4-2 (11:6 14:12 9:11 7:11 11:3 11:4)
LI Qiangbing	AUT	TIE Y	GUO Y	GUO Y
TIE Yana (7)	HKG	4-3 (11:9 9:11 2:11 11:2 11:9 8:11 11:3)	4-0 (11:5 16:14 13:11 11:5)	4-2 (11:6 14:12 9:11 7:11 11:3 11:4)
WU Xue	DOM	WU X	GUO Y	GUO Y
GAO Jun	USA	4-3 (12:10 11:8 6:11 11:3 8:11 12:14 11:9)	4-0 (11:5 16:14 13:11 11:5)	4-2 (11:6 14:12 9:11 7:11 11:3 11:4)
LI Jiao (11)	NED	GUO Y	GUO Y	GUO Y
GUO Yue (2)	CHN	4-0 (11:2 11:6 11:3 13:11)	4-0 (11:5 16:14 13:11 11:5)	4-2 (11:6 14:12 9:11 7:11 11:3 11:4)

GOLD

SILVER

BRONZE

Legend:
 (x) (Seeding number 1 to 16)



MATCH RESULTS

单打比赛成绩 / RÉSULTAT DU MATCH

YANG Fen (CGO) 4-2 HUANG Crystal Xi (USA)

Game Summary		Match	Game 1	Game 2	Game 3	Game 4	Game 5	Game 6	Game 7
YANG Fen	CGO	4	4	11	9	11	13	11	
HUANG Crystal Xi	USA	2	11	8	11	5	11	9	
Duration		43min	4min	5min	6min	4min	8min	6min	

Match No.: WS1 Table: 1

Umpires: LIU Jie (CHN)

XU Yumei (CHN)

Game Statistics	YANG Fen (CGO)							Match	HUANG Crystal Xi (USA)							Match
	Game								Game							
	1	2	3	4	5	6	7		1	2	3	4	5	6	7	
Points won	4	11	9	11	13	11		59	11	8	11	5	11	9		55
Service %	0	0	33	3	27	3	9	10	4	2	4	1	0	2		13
Third Ball %	1	4	1	1	2	6		15	1	1	3	1	1	2		9
Attacking %	1	4	2	4	4	2		17	2	4	2	3	9	4		24
Defending %	1	3	2	3	3	2		14	4	1	2	0	1	1		9
Counterattacking %	0	0	1	0	1	0		2	0	0	0	0	0	0		0
Other %	1	0	0	0	0	0		1	0	0	0	0	0	0		0
Biggest lead	0	5	0	7	2	3			7	1	6	0	2	0		
Handedness/Grip	Right/								Left/							

Game Progress

1	YANG Fen (CGO)	0	*1	1	*1	3	*3	3	*4	4						
	HUANG Crystal Xi (USA)	*0	1	*3	5	*5	7	*9	10	11						
2	YANG Fen (CGO)	*0	1	*2	4	*6	7	*7	9	*10	11					
	HUANG Crystal Xi (USA)	0	*1	2	*2	2	*3	5	*5	6	*8	8				
3	YANG Fen (CGO)	0	*0	1	*1	2	*2	4	*5	7	*8	9				
	HUANG Crystal Xi (USA)	*0	2	*3	5	*6	8	*8	9	*9	10	11				
4	YANG Fen (CGO)	*0	2	*4	5	*6	7	*9	10	11						
	HUANG Crystal Xi (USA)	0	*0	0	*1	2	*3	3	*4	5						
5	YANG Fen (CGO)	0	*0	2	*3	3	*5	5	*6	7	*9	10	*10	11	*12	13
	HUANG Crystal Xi (USA)	*0	2	*2	3	*5	5	*7	8	*9	9	*10	11	*11	11	11
6	YANG Fen (CGO)	*0	2	*2	4	*5	6	*7	8	*9	10	11				
	HUANG Crystal Xi (USA)	0	*0	2	*2	3	*4	5	*6	7	*8	9				

Legend:

*** Denotes server.

WS Women's Singles



MATCH RESULTS

单打比赛成绩 / RÉSULTAT DU MATCH

PAN Li-Chun (TPE) 4-0 ABDUL-AZIZ Shaimaa (EGY)

Game Summary		Match	Game 1	Game 2	Game 3	Game 4	Game 5	Game 6	Game 7
PAN Li-Chun	TPE	4	11	11	11	11			
ABDUL-AZIZ Shaimaa	EGY	0	4	4	2	1			
Duration		14min	3min	3min	2min	2min			

Match No.: WS2 Table: 2

Umpires: ALAMRI Hassan (QAT) FEDOROVA Svetlana (RUS)

Game Statistics	PAN Li-Chun (TPE)								ABDUL-AZIZ Shaimaa (EGY)							
	Game							Match	Game							Match
	1	2	3	4	5	6	7		1	2	3	4	5	6	7	
Points won	11	11	11	11				44	4	4	2	1				11
Service %	1 9%	0 0%	1 9%	1 9%				3 6%	1 25%	1 25%	1 50%	0 0%				3 27%
Third Ball %	0 0%	0 0%	1 9%	0 0%				1 2%	0 0%	0 0%	0 0%	0 0%				0 0%
Attacking %	5 45%	7 63%	4 36%	7 63%				23 52%	1 25%	0 0%	0 0%	0 0%				1 9%
Defending %	4 36%	2 18%	4 36%	1 9%				11 25%	2 50%	3 75%	1 50%	0 0%				6 54%
Counterattacking %	1 9%	1 9%	1 9%	0 0%				3 6%	0 0%	0 0%	0 0%	0 0%				0 0%
Other %	0 0%	1 9%	0 0%	2 18%				3 6%	0 0%	0 0%	0 0%	1 100%				1 9%
Biggest lead	7	7	9	10					0	0	0	0				
Handedness/Grip	Right/								Right/							

Game Progress

1	PAN Li-Chun (TPE)	0	*2	4	*5	5	*7	8	*10	11
	ABDUL-AZIZ Sha. (EGY)	*0	0	*0	1	*3	3	*4	4	4
2	PAN Li-Chun (TPE)	*0	1	*3	4	*6	7	*8	10	11
	ABDUL-AZIZ Sha. (EGY)	0	*1	1	*2	2	*3	4	*4	4
3	PAN Li-Chun (TPE)	0	*2	4	*6	7	*8	10	11	
	ABDUL-AZIZ Sha. (EGY)	*0	0	*0	0	*1	2	*2	2	
4	PAN Li-Chun (TPE)	*0	2	*4	6	*8	9	11		
	ABDUL-AZIZ Sha. (EGY)	0	*0	0	*0	0	*1	1		

Legend:

** Denotes server.

WS Women's Singles



MATCH RESULTS

单打比赛成绩 / RESULTAT DU MATCH

PESOTSKA Margaryta (UKR) 4-0 SHUMAKOVA Marina (KAZ)

Game Summary		Match	Game 1	Game 2	Game 3	Game 4	Game 5	Game 6	Game 7
PESOTSKA Margaryta	UKR	4	11	11	11	11			
SHUMAKOVA Marina	KAZ	0	8	6	6	6			
Duration		22min	4min	3min	4min	5min			

Match No.: WS3

Table: 3

Umpires: CHEUNG Ka Wing (HKG) ZHANG Yingqiu (CHN)

Game Statistics	PESOTSKA Margaryta (UKR)								SHUMAKOVA Marina (KAZ)							
	Game							Match	Game							Match
	1	2	3	4	5	6	7		1	2	3	4	5	6	7	
Points won	11	11	11	11				44	8	6	6	6				26
Service %	0%	1%	1%	0%				4%	25%	2%	33%	0%	0%			15%
Third Ball %	0%	3%	0%	0%				3%	12%	1%	0%	16%	0%			7%
Attacking %	7%	7%	8%	11%				33%	12%	2%	33%	50%	50%			34%
Defending %	2%	0%	2%	0%				9%	25%	2%	33%	33%	50%			34%
Counterattacking %	1%	0%	0%	0%				1%	0%	0%	0%	0%	0%			0%
Other %	1%	0%	0%	0%				1%	25%	2%	0%	0%	0%			7%
Biggest lead	4	6	5	6					2	0	1	2				
Handedness/Grip	Right/								Left/							

Game Progress

1	PESOTSKA Marg. (UKR)	0	*0	2	*4	5	*7	7	*7	8	*10	11
	SHUMAKOVA Ma. (KAZ)	*0	2	*2	2	*3	3	*5	7	*8	8	8
2	PESOTSKA Marg. (UKR)	*0	2	*4	6	*6	7	*8	9	*10	11	
	SHUMAKOVA Ma. (KAZ)	0	*0	0	*0	2	*3	4	*5	6	6	
3	PESOTSKA Marg. (UKR)	0	*1	2	*4	5	*6	7	*8	10	11	
	SHUMAKOVA Ma. (KAZ)	*0	1	*2	2	*3	4	*5	6	*6	6	
4	PESOTSKA Marg. (UKR)	*0	0	*1	2	*4	6	*8	10	*10	11	
	SHUMAKOVA Ma. (KAZ)	0	*2	3	*4	4	*4	4	*4	6	6	

Legend:

*** Denotes server.

WS Women's Singles



MATCH RESULTS

单打比赛成绩 / RESULTAT DU MATCH

MIAO Miao (AUS) 4-0 OFFIONG Cecilia Otu (NGR)

Game Summary		Match	Game 1	Game 2	Game 3	Game 4	Game 5	Game 6	Game 7
MIAO Miao	AUS	4	11	11	11	14			
OFFIONG Cecilia Otu	NGR	0	7	5	5	12			
Duration		18min	3min	2min	2min	5min			

Match No.: WS4 Table: 4

Umpires: XIE Ying (CHN) LING Chaochao (CHN)

Game Statistics	MIAO Miao (AUS)								OFFIONG Cecilia Otu (NGR)							
	Game							Match	Game							Match
	1	2	3	4	5	6	7		1	2	3	4	5	6	7	
Points won	11	11	11	14				47	7	5	5	12				29
Service %	1 9%	3 27%	2 18%	2 14%				8 17%	2 28%	1 20%	0 0%	0 0%				3 10%
Third Ball %	2 18%	3 27%	1 9%	0 0%				6 12%	2 28%	1 20%	1 20%	1 8%				5 17%
Attacking %	4 36%	3 27%	7 63%	9 64%				23 48%	0 0%	1 20%	0 0%	6 50%				7 24%
Defending %	4 36%	1 9%	0 0%	2 14%				7 14%	3 42%	1 20%	2 40%	4 33%				10 34%
Counterattacking %	0 0%	0 0%	0 0%	1 7%				1 2%	0 0%	1 20%	2 40%	0 0%				3 10%
Other %	0 0%	1 9%	1 9%	0 0%				2 4%	0 0%	0 0%	0 0%	1 8%				1 3%
Biggest lead	4	6	6	2					2	0	1	3				
Handedness/Grip	Right/								Right/							

Game Progress

1	MIAO Miao (AUS)	0	*0	2	*3	5	*6	7	*8	9	11							
	OFFIONG Cecilia. (NGR)	*0	2	*2	3	*3	4	*5	6	*7	7							
2	MIAO Miao (AUS)	*0	2	*3	4	*6	7	*8	10	11								
	OFFIONG Cecilia. (NGR)	0	*0	1	*2	2	*3	4	*4	5								
3	MIAO Miao (AUS)	0	*1	3	*4	5	*7	8	*10	11								
	OFFIONG Cecilia. (NGR)	*0	1	*1	2	*3	3	*4	4	5								
4	MIAO Miao (AUS)	*0	0	*1	2	*3	4	*5	7	*9	9	*10	10	*11	11	*12	13	14
	OFFIONG Cecilia. (NGR)	0	*2	3	*4	5	*6	7	*7	7	*9	10	*11	11	*12	12	*12	12

Legend:

** Denotes server.

WS Women's Singles



MATCH RESULTS

单打比赛成绩 / RESULTAT DU MATCH

QIAN Lian (DOM) 4-0 FOMUM Victorine Agum (CMR)

Game Summary		Match	Game 1	Game 2	Game 3	Game 4	Game 5	Game 6	Game 7
QIAN Lian	DOM	4	11	11	11	11			
FOMUM Victorine Agum	CMR	0	3	1	6	5			
Duration		15min	2min	2min	3min	3min			

Match No.: WS5 Table: 3

Umpires: LIU Jingli (CHN)

PIAO Lin (CHN)

Game Statistics	QIAN Lian (DOM)								FOMUM Victorine Agum (CMR)							
	Game							Match	Game							Match
	1	2	3	4	5	6	7		1	2	3	4	5	6	7	
Points won	11	11	11	11				44	3	1	6	5				15
Service %	0%	1%	2%	1%				4%	0%	0%	0%	0%				0%
Third Ball %	1%	0%	0%	0%				1%	0%	1%	0%	0%				1%
Attacking %	6%	7%	9%	9%				31%	0%	0%	2%	1%				3%
Defending %	3%	3%	0%	1%				7%	2%	0%	3%	4%				9%
Counterattacking %	0%	0%	0%	0%				0%	0%	0%	0%	0%				0%
Other %	1%	0%	0%	0%				1%	1%	0%	1%	0%				2%
Biggest lead	8	10	7	6					2	0	0	1				
Handedness/Grip	/								Right/							

Game Progress

1	QIAN Lian (DOM)	*0	0	*2	3	*5	7	*9	11		
	FOMUM Victorin. (CMR)	0	*2	2	*3	3	*3	3	3		
2	QIAN Lian (DOM)	0	*2	4	*5	7	*9	11			
	FOMUM Victorin. (CMR)	*0	0	*0	1	*1	1	1			
3	QIAN Lian (DOM)	*0	2	*4	5	*6	8	*9	10	*10	11
	FOMUM Victorin. (CMR)	0	*0	0	*1	2	*2	3	*4	6	6
4	QIAN Lian (DOM)	0	*1	3	*3	4	*6	8	*9	11	
	FOMUM Victorin. (CMR)	*0	1	*1	3	*4	4	*4	5	5	

Legend:

*** Denotes server.

WS Women's Singles



MATCH RESULTS

单打比赛成绩 / RESULTAT DU MATCH

PASKAUSKIENE Ruta (LTU) 4-0 NONAKA Mariany (BRA)

Game Summary		Match	Game 1	Game 2	Game 3	Game 4	Game 5	Game 6	Game 7
PASKAUSKIENE Ruta	LTU	4	11	11	15	11			
NONAKA Mariany	BRA	0	3	6	13	3			
Duration		23min	2min	4min	7min	3min			

Match No.: WS6 Table: 4

Umpires: XU Ying (CHN) ZHAO Ying (CHN)

Game Statistics	PASKAUSKIENE Ruta (LTU)								NONAKA Mariany (BRA)							
	Game							Match	Game							Match
	1	2	3	4	5	6	7		1	2	3	4	5	6	7	
Points won	11	11	15	11				48	3	6	13	3				25
Service %	4 36%	0 0%	1 6%	3 27%				8 16%	1 33%	1 16%	5 38%	1 33%				8 32%
Third Ball %	0 0%	2 18%	5 33%	2 18%				9 18%	0 0%	1 16%	1 7%	0 0%				2 8%
Attacking %	4 36%	7 63%	6 40%	1 9%				18 37%	1 33%	2 33%	2 15%	1 33%				6 24%
Defending %	2 18%	2 18%	1 6%	2 18%				7 14%	1 33%	2 33%	4 30%	1 33%				8 32%
Counterattacking %	1 9%	0 0%	2 13%	1 9%				4 8%	0 0%	0 0%	0 0%	0 0%				0 0%
Other %	0 0%	0 0%	0 0%	2 18%				2 4%	0 0%	0 0%	1 7%	0 0%				1 4%
Biggest lead	8	5	3	8					1	2	2	2				
Handedness/Grip	Right/								Right/							

Game Progress

1	PASKAUSKIENE . (LTU)	*0	1	*3	5	*6	7	*9	11											
	NONAKA Mariany (BRA)	0	*1	1	*1	2	*3	3	3											
2	PASKAUSKIENE . (LTU)	0	*2	2	*2	4	*4	6	*8	10	11									
	NONAKA Mariany (BRA)	*0	0	*2	4	*4	6	*6	6	*6	6									
3	PASKAUSKIENE . (LTU)	*0	2	*3	4	*4	6	*6	6	*8	9	*10	11	*11	12	*12	12	*13	14	15
	NONAKA Mariany (BRA)	0	*0	1	*2	4	*4	6	*8	8	*9	10	*10	11	*11	12	*13	13	*13	13
4	PASKAUSKIENE . (LTU)	0	*0	2	*4	6	*8	10	11											
	NONAKA Mariany (BRA)	*0	2	*2	2	*2	2	*2	3											

Legend:

*** Denotes server.

WS Women's Singles



MATCH RESULTS

单打比赛成绩 / RESULTAT DU MATCH

ZHANG Mo (CAN) 4-0 MEDINA Paula (COL)

Game Summary		Match	Game 1	Game 2	Game 3	Game 4	Game 5	Game 6	Game 7
ZHANG Mo	CAN	4	11	11	12	11			
MEDINA Paula	COL	0	5	5	10	8			
Duration		24min	3min	4min	6min	4min			

Match No.: WS7 Table: 2

Umpires: LUO Jing (CHN) ROBERTS Averil (NZL)

Game Statistics	ZHANG Mo (CAN)								MEDINA Paula (COL)							
	Game							Match	Game							Match
	1	2	3	4	5	6	7		1	2	3	4	5	6	7	
Points won	11	11	12	11				45	5	5	10	8				28
Service %	1 9%	2 18%	1 8%	3 27%				7 15%	0 0%	1 20%	1 10%	0 0%				2 7%
Third Ball %	0 0%	0 0%	0 0%	0 0%				0 0%	0 0%	0 0%	0 0%	0 0%				0 0%
Attacking %	4 36%	2 18%	6 50%	2 18%				14 31%	2 40%	1 20%	5 50%	3 37%				11 39%
Defending %	5 45%	6 54%	5 41%	6 54%				22 48%	2 40%	3 60%	4 40%	5 62%				14 50%
Counterattacking %	1 9%	1 9%	0 0%	0 0%				2 4%	1 20%	0 0%	0 0%	0 0%				1 3%
Other %	0 0%	0 0%	0 0%	0 0%				0 0%	0 0%	0 0%	0 0%	0 0%				0 0%
Biggest lead	6	7	4	6					1	1	1	1				
Handedness/Grip	Right/								Right/							

Game Progress

1	ZHANG Mo (CAN)	*0	1	*3	5	*5	6	*8	10	11				
	MEDINA Paula (COL)	0	*1	1	*1	3	*4	4	*4	5				
2	ZHANG Mo (CAN)	0	*1	3	*3	5	*7	9	*10	11				
	MEDINA Paula (COL)	*0	1	*1	3	*3	3	*3	4	5				
3	ZHANG Mo (CAN)	*0	1	*2	4	*5	6	*8	9	*9	9	*10	11	12
	MEDINA Paula (COL)	0	*1	2	*2	3	*4	4	*5	7	*9	10	*10	10
4	ZHANG Mo (CAN)	0	*1	2	*4	6	*7	9	*9	9	*10	11		
	MEDINA Paula (COL)	*0	1	*2	2	*2	3	*3	5	*7	8	8		

Legend:

*** Denotes server.

WS Women's Singles



MATCH RESULTS

单打比赛成绩 / RÉSULTAT DU MATCH

HADACOVA Dana (CZE) 4-0 SHABAN Zeina (JOR)

Game Summary		Match	Game 1	Game 2	Game 3	Game 4	Game 5	Game 6	Game 7
HADACOVA Dana	CZE	4	11	11	11	11			
SHABAN Zeina	JOR	0	3	6	8	5			
Duration		21min	3min	4min	4min	4min			

Match No.: WS8 Table: 1

Umpires: SETA Yukito (JPN) KOMERICKI Damir (CRO)

Game Statistics	HADACOVA Dana (CZE)								SHABAN Zeina (JOR)							
	Game							Match	Game							Match
	1	2	3	4	5	6	7		1	2	3	4	5	6	7	
Points won	11	11	11	11				44	3	6	8	5				22
Service %	3 27%	3 27%	3 27%	0 0%				9 20%	1 33%	1 16%	2 25%	1 20%				5 22%
Third Ball %	1 9%	1 9%	0 0%	3 27%				5 11%	0 0%	1 16%	2 25%	1 20%				4 18%
Attacking %	3 27%	3 27%	5 45%	6 54%				17 38%	0 0%	0 0%	2 25%	2 40%				4 18%
Defending %	3 27%	3 27%	2 18%	1 9%				9 20%	2 66%	3 50%	0 0%	1 20%				6 27%
Counterattacking %	1 9%	0 0%	1 9%	1 9%				3 6%	0 0%	1 16%	0 0%	0 0%				1 4%
Other %	0 0%	1 9%	0 0%	0 0%				1 2%	0 0%	0 0%	2 25%	0 0%				2 9%
Biggest lead	8	5	4	6					0	0	1	0				
Handedness/Grip	Right/								Right/							

Game Progress

1	HADACOVA Dana (CZE)	0	*1	3	*5	7	*8	9	11		
	SHABAN Zeina (JOR)	*0	1	*1	1	*1	2	*3	3		
2	HADACOVA Dana (CZE)	*0	2	*3	4	*5	5	*7	8	*10	11
	SHABAN Zeina (JOR)	0	*0	1	*2	3	*5	5	*6	6	6
3	HADACOVA Dana (CZE)	0	*1	6	*6	6	*7	8	*10	11	
	SHABAN Zeina (JOR)	*0	1	*2	4	*6	7	*8	8	8	
4	HADACOVA Dana (CZE)	*0	2	*2	4	*5	6	*8	10	11	
	SHABAN Zeina (JOR)	0	*0	2	*2	3	*4	4	*4	5	

Legend:

** Denotes server.

WS Women's Singles



MATCH RESULTS

单打比赛成绩 / RÉSULTAT DU MATCH

RAMOS Fabiola (VEN) 4-1 LONG Judy (CAN)

Game Summary		Match	Game 1	Game 2	Game 3	Game 4	Game 5	Game 6	Game 7
RAMOS Fabiola	VEN	4	5	16	11	11	11		
LONG Judy	CAN	1	11	14	8	7	9		
Duration		28min	3min	6min	4min	3min	4min		

Match No.: WS9 Table: 3

Umpires: LIU Jie (CHN) XU Yumei (CHN)

Game Statistics	RAMOS Fabiola (VEN)								Match	LONG Judy (CAN)								Match
	Game							Match		Game							Match	
	1	2	3	4	5	6	7			1	2	3	4	5	6	7		
Points won	5	16	11	11	11				54	11	14	8	7	9				49
Service %	0	3	0	1	0				4	0	2	0	0	2				4
	0%	18%	0%	9%	0%				7%	0%	14%	0%	0%	22%				8%
Third Ball %	0	0	1	0	0				1	0	0	0	0	0				0
	0%	0%	9%	0%	0%				1%	0%	0%	0%	0%	0%				0%
Attacking %	2	8	4	7	4				25	5	7	6	3	3				24
	40%	50%	36%	63%	36%				46%	45%	50%	75%	42%	33%				48%
Defending %	3	4	5	2	4				18	5	5	2	3	4				19
	60%	25%	45%	18%	36%				33%	45%	35%	25%	42%	44%				38%
Counterattacking %	0	0	0	0	1				1	0	0	0	1	0				1
	0%	0%	0%	0%	9%				1%	0%	0%	0%	14%	0%				2%
Other %	0	1	1	1	2				5	1	0	0	0	0				1
	0%	6%	9%	9%	18%				9%	9%	0%	0%	0%	0%				2%
Biggest lead	1	2	5	5	2					7	3	0	1	3				
Handedness/Grip	Right/									Right/								

Game Progress

1	RAMOS Fabiola (VEN)	0	*1	1	*1	1	*3	3	*4	5											
	LONG Judy (CAN)	*0	1	*3	5	*7	7	*9	10	11											
2	RAMOS Fabiola (VEN)	*0	0	*1	2	*3	5	*6	6	*8	8	*10	11	*11	12	*12	12	*13	13	*14	15
	LONG Judy (CAN)	0	*2	3	*4	5	*5	6	*8	8	*10	10	*10	11	*11	12	*13	13	*14	14	*14
2	RAMOS Fabiola (VEN)	16																			
	LONG Judy (CAN)	14																			
3	RAMOS Fabiola (VEN)	0	*2	4	*5	6	*7	8	*9	10	*10	11									
	LONG Judy (CAN)	*0	0	*0	1	*2	3	*4	5	*6	8	8									
4	RAMOS Fabiola (VEN)	*0	1	*2	4	*4	5	*7	9	*10	11										
	LONG Judy (CAN)	0	*1	2	*2	4	*5	5	*5	6	7										
5	RAMOS Fabiola (VEN)	0	*1	1	*2	3	*5	6	*7	8	*9	11									
	LONG Judy (CAN)	*0	1	*3	4	*5	5	*6	7	*8	9	9									

Legend:

** Denotes server.

WS Women's Singles



MATCH RESULTS

单打比赛成绩 / RESULTAT DU MATCH

SOROCHINSKAYA Tetyana (UKR) 4-0 YOSSRY Noha (EGY)

Game Summary		Match	Game 1	Game 2	Game 3	Game 4	Game 5	Game 6	Game 7
SOROCHINSKAYA Tetyana	UKR	4	11	11	12	11			
YOSSRY Noha	EGY	0	5	4	10	7			
Duration		19min	3min	2min	4min	4min			

Match No.: WS10 Table: 1

Umpires: CHEUNG Ka Wing (HKG) ZHANG Yingqiu (CHN)

Game Statistics	SOROCHINSKAYA Tetyana (UKR)								YOSSRY Noha (EGY)							
	Game							Match	Game							Match
	1	2	3	4	5	6	7		1	2	3	4	5	6	7	
Points won	11	11	12	11				45	5	4	10	7				26
Service %	2 18%	3 27%	1 8%	1 9%				7 15%	2 40%	0 0%	0 0%	2 28%				4 15%
Third Ball %	0 0%	1 9%	1 8%	0 0%				2 4%	0 0%	1 25%	0 0%	0 0%				1 3%
Attacking %	1 9%	1 9%	0 0%	1 9%				3 6%	1 20%	1 25%	4 40%	4 57%				10 38%
Defending %	7 63%	6 54%	9 75%	9 81%				31 68%	2 40%	1 25%	5 50%	1 14%				9 34%
Counterattacking %	1 9%	0 0%	1 8%	0 0%				2 4%	0 0%	0 0%	1 10%	0 0%				1 3%
Other %	0 0%	0 0%	0 0%	0 0%				0 0%	0 0%	1 25%	0 0%	0 0%				1 3%
Biggest lead	6	7	6	4					1	0	1	1				
Handedness/Grip	Right/								Right/							

Game Progress

1	SOROCHINSKA. (UKR)	*0	1	*2	4	*5	7	*8	10	11				
	YOSSRY Noha (EGY)	0	*1	2	*2	3	*3	4	*4	5				
2	SOROCHINSKA. (UKR)	0	*2	3	*5	7	*8	8	*10	11				
	YOSSRY Noha (EGY)	*0	0	*1	1	*1	2	*4	4	4				
3	SOROCHINSKA. (UKR)	*0	1	*3	5	*7	7	*8	9	*10	10	*10	11	12
	YOSSRY Noha (EGY)	0	*1	1	*1	1	*3	4	*5	6	*8	10	*10	10
4	SOROCHINSKA. (UKR)	0	*1	2	*4	5	*6	7	*8	9	11			
	YOSSRY Noha (EGY)	*0	1	*2	2	*3	4	*5	6	*7	7			

Legend:

*** Denotes server.

WS Women's Singles



MATCH RESULTS

单打比赛成绩 / RÉSULTAT DU MATCH

LAY Jian Fang (AUS) 4-1 AGGARWAL Neha (IND)

Game Summary		Match	Game 1	Game 2	Game 3	Game 4	Game 5	Game 6	Game 7
LAY Jian Fang	AUS	4	10	11	13	11	11		
AGGARWAL Neha	IND	1	12	8	11	8	4		
Duration		34min	5min	4min	6min	6min	3min		

Match No.: WS11 Table: 2

Umpires: XIE Ying (CHN) LING Chaochao (CHN)

Game Statistics	LAY Jian Fang (AUS)								Match	AGGARWAL Neha (IND)								Match
	Game							Match		Game							Match	
	1	2	3	4	5	6	7			1	2	3	4	5	6	7		
Points won	10	11	13	11	11				56	12	8	11	8	4				43
Service %	10%	9%	7%	0%	0%				3%	16%	12%	0%	37%	50%				18%
Third Ball %	0%	0%	0%	9%	0%				1%	0%	0%	0%	0%	0%				0%
Attacking %	10%	18%	15%	9%	27%				9%	41%	50%	72%	25%	25%				46%
Defending %	60%	45%	69%	45%	63%				32%	41%	37%	18%	37%	0%				30%
Counterattacking %	10%	27%	0%	36%	9%				9%	0%	0%	0%	0%	25%				2%
Other %	10%	0%	7%	0%	0%				2%	0%	0%	9%	0%	0%				2%
Biggest lead	1	4	2	3	7					2	3	4	1	0				
Handedness/Grip	Right/									Right/								

Game Progress

1	LAY Jian Fang (AUS)	*0	1	*1	2	*4	4	*6	7	*8	8	*10	10	10		
	AGGARWAL Neha (IND)	0	*1	3	*4	4	*6	6	*7	8	*10	10	*11	12		
2	LAY Jian Fang (AUS)	0	*0	1	*2	4	*5	6	*8	10	*10	11				
	AGGARWAL Neha (IND)	*0	2	*3	4	*4	5	*6	6	*6	8	8				
3	LAY Jian Fang (AUS)	*0	1	*2	2	*2	4	*5	6	*7	8	*10	11	*11	12	13
	AGGARWAL Neha (IND)	0	*1	2	*4	6	*6	7	*8	9	*10	10	*10	11	*11	11
4	LAY Jian Fang (AUS)	0	*2	3	*4	5	*6	7	*7	8	*10	11				
	AGGARWAL Neha (IND)	*0	0	*1	2	*3	4	*5	7	*8	8	8				
5	LAY Jian Fang (AUS)	*0	2	*3	5	*5	7	*8	10	11						
	AGGARWAL Neha (IND)	0	*0	1	*1	3	*3	4	*4	4						

Legend:

** Denotes server.

WS Women's Singles



MATCH RESULTS

单打比赛成绩 / RÉSULTAT DU MATCH

SANG Stephanie Xu (AUS) 4-1 KAFFO Bose (NGR)

Game Summary		Match	Game 1	Game 2	Game 3	Game 4	Game 5	Game 6	Game 7
SANG Stephanie Xu	AUS	4	11	10	11	11	11		
KAFFO Bose	NGR	1	8	12	9	2	7		
Duration		29min	4min	5min	5min	2min	4min		

Match No.: WS12 Table: 4

Umpires: ALAMRI Hassan (QAT) FEDOROVA Svetlana (RUS)

Game Statistics	SANG Stephanie Xu (AUS)							Match	KAFFO Bose (NGR)							Match	
	Game								Match	Game							
	1	2	3	4	5	6	7			1	2	3	4	5	6		7
Points won	9	10	11	11	11			52	8	12	9	2	7			38	
Service %	11%	30%	9%	0%	27%			8 15%	2	2	0	1	1			6 15%	
Third Ball %	2	1	2	1	1			7 13%	0	4	0	1	1			6 15%	
Attacking %	1	2	4	4	3			14 26%	2	5	6	0	3			16 42%	
Defending %	3	1	2	2	1			9 17%	2	1	2	0	1			6 15%	
Counterattacking %	2	2	2	2	2			10 19%	1	0	0	0	0			1 2%	
Other %	0	1	0	2	1			4 7%	1	0	1	0	1			3 7%	
Biggest lead	3	2	2	9	6				0	3	2	2	0				
Handedness/Grip	Right/								Right/								

Game Progress

1	SANG Stephanie. (AUS)	*0	2	*3	4	*6	7	*8	9	*10	11			
	KAFFO Bose (NGR)	0	*0	1	*2	4	*5	6	*7	8	8			
2	SANG Stephanie. (AUS)	0	*0	1	*2	4	*5	7	*7	8	*9	10	*10	10
	KAFFO Bose (NGR)	*0	2	*3	4	*4	5	*5	7	*8	9	*10	11	12
3	SANG Stephanie. (AUS)	*0	1	*1	2	*4	4	*5	6	*8	9	11		
	KAFFO Bose (NGR)	0	*1	3	*4	4	*6	7	*8	8	*9	9		
4	SANG Stephanie. (AUS)	0	*0	2	*4	6	*8	10	11					
	KAFFO Bose (NGR)	*0	2	*2	2	*2	2	*2	2					
5	SANG Stephanie. (AUS)	*0	2	*2	4	*5	7	*8	10	*10	11			
	KAFFO Bose (NGR)	0	*0	2	*2	3	*3	4	*4	6	7			

Legend:

*** Denotes server.

WS Women's Singles



MATCH RESULTS

单打比赛成绩 / RESULTAT DU MATCH

ODOROVA Eva (SVK) 4-0 TOMMY Priscila (VAN)

Game Summary		Match	Game 1	Game 2	Game 3	Game 4	Game 5	Game 6	Game 7
ODOROVA Eva	SVK	4	11	11	11	11			
TOMMY Priscila	VAN	0	5	7	2	3			
Duration		21min	3min	4min	3min	4min			

Match No.: WS13 Table: 2

Umpires: LIU Jingli (CHN) PIAO Lin (CHN)

Game Statistics	ODOROVA Eva (SVK)								TOMMY Priscila (VAN)							
	Game							Match	Game							Match
	1	2	3	4	5	6	7		1	2	3	4	5	6	7	
Points won	11	11	11	11				44	5	7	2	3				17
Service %	2 18%	3 27%	2 18%	2 18%				9 20%	0 0%	0 0%	0 0%	0 0%				0 0%
Third Ball %	1 9%	0 0%	0 0%	0 0%				1 2%	0 0%	0 0%	0 0%	0 0%				0 0%
Attacking %	0 0%	0 0%	2 18%	2 18%				4 9%	0 0%	6 85%	1 50%	3 100%				10 58%
Defending %	6 54%	8 72%	6 54%	4 36%				24 54%	4 80%	1 14%	1 50%	0 0%				6 35%
Counterattacking %	1 9%	0 0%	1 9%	2 18%				4 9%	1 20%	0 0%	0 0%	0 0%				1 5%
Other %	1 9%	0 0%	0 0%	1 9%				2 4%	0 0%	0 0%	0 0%	0 0%				0 0%
Biggest lead	6	4	9	8					0	0	1	1				
Handedness/Grip	Right/								Right/							

Game Progress

1	ODOROVA Eva (SVK)	*0	2	*3	4	*5	7	*9	9	11	
	TOMMY Priscila (VAN)	0	*0	1	*2	3	*3	3	*5	5	
2	ODOROVA Eva (SVK)	0	*2	4	*4	6	*6	6	*7	9	11
	TOMMY Priscila (VAN)	*0	0	*0	2	*2	4	*6	7	*7	7
3	ODOROVA Eva (SVK)	*0	1	*2	4	*6	8	*10	11		
	TOMMY Priscila (VAN)	0	*1	2	*2	2	*2	2	2		
4	ODOROVA Eva (SVK)	0	*1	3	*4	6	*7	9	11		
	TOMMY Priscila (VAN)	*0	1	*1	2	*2	3	*3	3		

Legend:

*** Denotes server.

WS Women's Singles



MATCH RESULTS

单打比赛成绩 / RÉSULTAT DU MATCH

BAKULA Andrea (CRO) 4-0 SILVA Yadira (MEX)

Game Summary		Match	Game 1	Game 2	Game 3	Game 4	Game 5	Game 6	Game 7
BAKULA Andrea	CRO	4	12	11	11	11			
SILVA Yadira	MEX	0	10	8	2	8			
Duration		26min	5min	5min	3min	5min			

Match No.: WS14 Table: 1

Umpires: XU Ying (CHN) ZHAO Ying (CHN)

Game Statistics	BAKULA Andrea (CRO)								SILVA Yadira (MEX)							
	Game							Match	Game							Match
	1	2	3	4	5	6	7		1	2	3	4	5	6	7	
Points won	12	11	11	11				45	10	8	2	8				28
Service %	2 16%	4 36%	0 0%	1 9%				7 15%	1 10%	0 0%	1 50%	1 12%				3 10%
Third Ball %	3 25%	0 0%	2 18%	0 0%				5 11%	3 30%	0 0%	0 0%	0 0%				3 10%
Attacking %	3 25%	4 36%	5 45%	7 63%				19 42%	4 40%	6 75%	0 0%	3 37%				13 46%
Defending %	3 25%	2 18%	2 18%	2 18%				9 20%	1 10%	2 25%	1 50%	2 25%				6 21%
Counterattacking %	1 8%	1 9%	1 9%	1 9%				4 8%	1 10%	0 0%	0 0%	1 12%				2 7%
Other %	0 0%	0 0%	1 9%	0 0%				1 2%	0 0%	0 0%	0 0%	1 12%				1 3%
Biggest lead	5	3	9	3					1	2	0	2				
Handedness/Grip	Left/								Left/							

Game Progress

1	BAKULA Andrea (CRO)	0	*1	3	*4	6	*6	8	*9	9	*10	10	*11	12
	SILVA Yadira (MEX)	*0	1	*1	2	*2	4	*4	5	*7	8	*10	10	10
2	BAKULA Andrea (CRO)	*0	2	*3	3	*3	5	*6	8	*8	10	11		
	SILVA Yadira (MEX)	0	*0	1	*3	5	*5	6	*6	8	*8	8		
3	BAKULA Andrea (CRO)	0	*2	4	*5	7	*8	10	11					
	SILVA Yadira (MEX)	*0	0	*0	1	*1	2	*2	2					
4	BAKULA Andrea (CRO)	*0	0	*2	3	*4	5	*6	8	*9	10	11		
	SILVA Yadira (MEX)	0	*2	2	*3	4	*5	6	*6	7	*8	8		

Legend:

** Denotes server.

WS Women's Singles



MATCH RESULTS

单打比赛成绩 / RESULTAT DU MATCH

SAMARA Elizabeta (ROU) 4-1 YANG Fen (CGO)

Game Summary		Match	Game 1	Game 2	Game 3	Game 4	Game 5	Game 6	Game 7
SAMARA Elizabeta	ROU	4	11	11	6	11	11		
YANG Fen	CGO	1	4	2	11	4	6		
Duration		23min	3min	2min	4min	3min	4min		

Match No.: WS15 Table: 1

Umpires: PIAO Lin (CHN) LUO Jing (CHN)

Game Statistics	SAMARA Elizabeta (ROU)								YANG Fen (CGO)							
	Game							Match	Game							Match
	1	2	3	4	5	6	7		1	2	3	4	5	6	7	
Points won	11	11	6	11	11			50	4	2	11	4	6			27
Service %	3 27%	0 0%	0 0%	2 18%	1 9%			6 12%	1 25%	1 50%	0 0%	0 0%	2 33%			4 14%
Third Ball %	2 18%	5 45%	1 16%	1 9%	3 27%			12 24%	1 25%	1 50%	2 18%	0 0%	1 16%			5 18%
Attacking %	4 36%	5 45%	3 50%	7 63%	6 54%			25 50%	2 50%	0 0%	4 36%	2 50%	2 33%			10 37%
Defending %	2 18%	1 9%	2 33%	0 0%	1 9%			6 12%	0 0%	0 0%	5 45%	2 50%	1 16%			8 29%
Counterattacking %	0 0%	0 0%	0 0%	0 0%	0 0%			0 0%	0 0%	0 0%	0 0%	0 0%	0 0%			0 0%
Other %	0 0%	0 0%	0 0%	1 9%	0 0%			1 2%	0 0%	0 0%	0 0%	0 0%	0 0%			0 0%
Biggest lead	7	9	2	7	5				1	0	5	0	1			
Handedness/Grip	Left/								Right/							

Game Progress

1	SAMARA Elizabe. (ROU)	0	*1	3	*4	6	*7	9	*10	11
	YANG Fen (CGO)	*0	1	*1	2	*2	3	*3	4	4
2	SAMARA Elizabe. (ROU)	*0	2	*3	5	*7	9	*10	11	
	YANG Fen (CGO)	0	*0	1	*1	1	*1	2	2	
3	SAMARA Elizabe. (ROU)	0	*2	2	*2	2	*4	5	*5	6
	YANG Fen (CGO)	*0	0	*2	4	*6	6	*7	9	*10
4	SAMARA Elizabe. (ROU)	*0	2	*3	4	*6	7	*9	10	11
	YANG Fen (CGO)	0	*0	1	*2	2	*3	3	*4	4
5	SAMARA Elizabe. (ROU)	0	*1	2	*3	4	*5	7	*9	10
	YANG Fen (CGO)	*0	1	*2	3	*4	5	*5	5	*6

Legend:

** Denotes server.

WS Women's Singles



MATCH RESULTS

单打比赛成绩 / RESULTAT DU MATCH

HU Melek (TUR) 4-1 PAN Li-Chun (TPE)

Game Summary		Match	Game 1	Game 2	Game 3	Game 4	Game 5	Game 6	Game 7
HU Melek	TUR	4	9	11	11	11	11		
PAN Li-Chun	TPE	1	11	9	4	8	6		
Duration		27min	4min	4min	3min	4min	4min		

Match No.: WS16 Table: 4

Umpires: DEMARIO Leonor (BRA) ABASCIA Andrea (ITA)

Game Statistics	HU Melek (TUR)								Match	PAN Li-Chun (TPE)								Match
	Game							Match		Game							Match	
	1	2	3	4	5	6	7			1	2	3	4	5	6	7		
Points won	9	11	11	11	11				53	11	9	4	8	6				38
Service %	11%	27%	18%	27%	0%				16%	27%	11%	0%	0%	0%				10%
Third Ball %	0%	9%	0%	18%	9%				7%	9%	22%	0%	12%	0%				10%
Attacking %	55%	36%	54%	9%	81%				47%	18%	22%	50%	62%	66%				39%
Defending %	33%	27%	27%	45%	9%				28%	45%	33%	50%	25%	33%				36%
Counterattacking %	0%	0%	0%	0%	0%				0%	0%	0%	0%	0%	0%				0%
Other %	0%	0%	0%	0%	0%				0%	0%	11%	0%	0%	0%				2%
Biggest lead	2	2	7	4	5					3	1	1	1	3				
Handedness/Grip	Right/									Right/								

Game Progress

1	HU Melek (TUR)	*0	1	*2	4	*4	5	*6	6	*7	8	9
	PAN Li-Chun (TPE)	0	*1	2	*2	4	*5	6	*8	9	*10	11
2	HU Melek (TUR)	0	*1	2	*4	4	*5	6	*7	8	*9	11
	PAN Li-Chun (TPE)	*0	1	*2	2	*4	5	*6	7	*8	9	9
3	HU Melek (TUR)	*0	1	*3	4	*5	7	*8	10	11		
	PAN Li-Chun (TPE)	0	*1	1	*2	3	*3	4	*4	4		
4	HU Melek (TUR)	0	*1	3	*4	4	*5	7	*8	10	*10	11
	PAN Li-Chun (TPE)	*0	1	*1	2	*4	5	*5	6	*6	8	8
5	HU Melek (TUR)	*0	0	*1	2	*4	5	*7	8	*10	11	
	PAN Li-Chun (TPE)	0	*2	3	*4	4	*5	5	*6	6	6	6

Legend:

** Denotes server.

WS Women's Singles



MATCH RESULTS

单打比赛成绩 / RESULTAT DU MATCH

ZHU Fang (ESP) 4-1 PESOTSKA Margaryta (UKR)

Game Summary		Match	Game 1	Game 2	Game 3	Game 4	Game 5	Game 6	Game 7
ZHU Fang	ESP	4	9	11	11	11	11		
PESOTSKA Margaryta	UKR	1	11	8	4	7	9		
Duration		38min	5min	6min	3min	5min	6min		

Match No.: WS17 Table: 2

Umpires: LING Chaochao (CHN) XIE Ying (CHN)

Game Statistics	ZHU Fang (ESP)								Match	PESOTSKA Margaryta (UKR)								Match
	Game							Match		Game							Match	
	1	2	3	4	5	6	7			1	2	3	4	5	6	7		
Points won	9	11	11	11	11				53	11	8	4	7	9				39
Service %	22%	9%	18%	0%	18%				13%	18%	12%	25%	0%	11%				12%
Third Ball %	22%	0%	9%	18%	0%				9%	27%	0%	0%	14%	22%				15%
Attacking %	44%	63%	63%	27%	27%				45%	36%	62%	75%	71%	33%				51%
Defending %	11%	18%	9%	36%	18%				18%	9%	12%	0%	0%	0%				5%
Counterattacking %	0%	9%	0%	18%	27%				11%	9%	12%	0%	14%	11%				10%
Other %	0%	0%	0%	0%	9%				1%	0%	0%	0%	0%	22%				5%
Biggest lead	2	3	7	4	2					4	1	0	3	2				
Handedness/Grip	Right/									Right/								

Game Progress

1	ZHU Fang (ESP)	*0	2	*2	2	*3	5	*6	6	*6	8	9
	PESOTSKA Marg. (UKR)	0	*0	2	*4	5	*5	6	*8	10	*10	11
2	ZHU Fang (ESP)	0	*2	3	*4	4	*5	6	*7	9	*10	11
	PESOTSKA Marg. (UKR)	*0	0	*1	2	*4	5	*6	7	*7	8	8
3	ZHU Fang (ESP)	*0	2	*3	5	*6	8	*9	10	11		
	PESOTSKA Marg. (UKR)	0	*0	1	*1	2	*2	3	*4	4		
4	ZHU Fang (ESP)	0	*0	1	*3	4	*6	7	*9	9	11	
	PESOTSKA Marg. (UKR)	*0	2	*3	3	*4	4	*5	5	*7	7	
5	ZHU Fang (ESP)	*0	0	*2	3	*4	5	*5	6	*7	9	11
	PESOTSKA Marg. (UKR)	0	*2	2	*3	4	*5	7	*8	9	*9	9

Legend:

** Denotes server.

WS Women's Singles



MATCH RESULTS

单打比赛成绩 / RESULTAT DU MATCH

MIAO Miao (AUS) 4-3 KOTIKHINA Irina (RUS)

Game Summary		Match	Game 1	Game 2	Game 3	Game 4	Game 5	Game 6	Game 7
MIAO Miao	AUS	4	11	15	5	10	11	4	11
KOTIKHINA Irina	RUS	3	9	13	11	12	8	11	9
Duration		53min	4min	7min	4min	5min	6min	4min	5min

Match No.: WS18 Table: 4

Umpires: XU Ying (CHN) ZHAO Ying (CHN)

Game Statistics	MIAO Miao (AUS)									KOTIKHINA Irina (RUS)								
	Game								Match	Game								Match
	1	2	3	4	5	6	7	1		2	3	4	5	6	7			
Points won	11	15	5	10	11	4	11	67	9	13	11	12	8	11	9	73		
Service %	0	1	1	1	1	0	1	5	5	1	1	0	1	1	3	12		
	0%	6%	20%	10%	9%	0%	9%	7%	55%	7%	9%	0%	12%	9%	33%	16%		
Third Ball %	0	1	0	1	2	0	0	4	0	0	0	1	0	0	1	2		
	0%	6%	0%	10%	18%	0%	0%	5%	0%	0%	0%	8%	0%	0%	11%	2%		
Attacking %	6	6	4	6	7	2	6	37	2	1	2	0	1	0	0	6		
	54%	40%	80%	60%	63%	50%	54%	55%	22%	7%	18%	0%	12%	0%	0%	8%		
Defending %	4	4	0	1	1	1	4	15	2	3	5	6	3	4	3	26		
	36%	26%	0%	10%	9%	25%	36%	22%	22%	23%	45%	50%	37%	36%	33%	35%		
Counterattacking %	1	2	0	1	0	1	0	5	0	8	3	5	3	6	1	26		
	9%	13%	0%	10%	0%	25%	0%	7%	0%	61%	27%	41%	37%	54%	11%	35%		
Other %	0	1	0	0	0	0	0	1	0	0	0	0	0	0	1	1		
	0%	6%	0%	0%	0%	0%	0%	1%	0%	0%	0%	0%	0%	0%	11%	1%		
Biggest lead	2	2	2	1	3	0	7		3	2	6	2	2	7	0			
Handedness/Grip	Right/									Right/								

Game Progress

1	MIAO Miao (AUS)	*0	2	*3	3	*3	4	*5	7	*8	10	11								
	KOTIKHINA Irina (RUS)	0	*0	1	*3	5	*6	7	*7	8	*8	9								
2	MIAO Miao (AUS)	0	*1	2	*3	3	*5	6	*6	8	*9	10	*10	11	*11	12	*13	13	*14	15
	KOTIKHINA Irina (RUS)	*0	1	*2	3	*5	5	*6	8	*8	9	*10	11	*11	12	*12	12	*13	13	13
3	MIAO Miao (AUS)	*0	2	*2	3	*4	4	*5	5	5	5	5								
	KOTIKHINA Irina (RUS)	0	*0	2	*3	4	*6	7	*9	11										
4	MIAO Miao (AUS)	0	*0	2	*2	3	*5	6	*7	8	*9	10	*10	10						
	KOTIKHINA Irina (RUS)	*0	2	*2	4	*5	5	*6	7	*8	9	*10	11	12						
5	MIAO Miao (AUS)	*0	1	*1	3	*4	6	*6	7	*8	10	11								
	KOTIKHINA Irina (RUS)	0	*1	3	*3	4	*4	6	*7	8	*8	8								
6	MIAO Miao (AUS)	0	*0	0	*2	2	*4	4	*4	4	4	4								
	KOTIKHINA Irina (RUS)	*0	2	*4	4	*6	6	*8	10	11										
7	MIAO Miao (AUS)	*0	2	*4	6	*7	7	*8	9	*9	10	11								
	KOTIKHINA Irina (RUS)	0	*0	0	*0	1	*3	4	*5	7	*8	9								

Legend:

** Denotes server.

WS Women's Singles



MATCH RESULTS

单打比赛成绩 / RESULTAT DU MATCH

KOMWONG Nanthana (THA) 4-1 QIAN Lian (DOM)

Game Summary		Match	Game 1	Game 2	Game 3	Game 4	Game 5	Game 6	Game 7
KOMWONG Nanthana	THA	4	7	11	11	11	12		
QIAN Lian	DOM	1	11	5	6	6	10		
Duration		27min	3min	3min	4min	3min	5min		

Match No.: WS19 Table: 1

Umpires: LUO Jing (CHN)

ABASCIA Andrea (ITA)

Game Statistics	KOMWONG Nanthana (THA)								QIAN Lian (DOM)							
	Game							Match	Game							Match
	1	2	3	4	5	6	7		1	2	3	4	5	6	7	
Points won	7	11	11	11	12			52	11	5	6	6	10			38
Service %	14%	18%	0%	9%	0%			7%	0%	0%	0%	16%	20%			7%
Third Ball %	28%	0%	27%	9%	33%			19%	45%	0%	16%	16%	10%			21%
Attacking %	14%	36%	45%	45%	33%			36%	9%	40%	50%	16%	60%			34%
Defending %	42%	27%	27%	36%	8%			26%	45%	40%	33%	50%	10%			34%
Counterattacking %	0%	0%	0%	0%	8%			1%	0%	20%	0%	0%	0%			2%
Other %	0%	18%	0%	0%	16%			7%	0%	0%	0%	0%	0%			0%
Biggest lead	1	6	6	5	3				4	1	0	2	1			
Handedness/Grip	Right/								/							

Game Progress

1	KOMWONG Nan. (THA)	*0	1	*2	3	*4	5	*6	6	*6	7			
	QIAN Lian (DOM)	0	*1	2	*3	4	*5	6	*8	10	11			
2	KOMWONG Nan. (THA)	0	*1	2	*4	5	*7	8	*10	11				
	QIAN Lian (DOM)	*0	1	*2	2	*3	3	*4	4	5				
3	KOMWONG Nan. (THA)	*0	2	*3	3	*4	6	*8	10	*10	11			
	QIAN Lian (DOM)	0	*0	1	*3	4	*4	4	*4	6	6			
4	KOMWONG Nan. (THA)	0	*1	1	*3	4	*6	7	*8	10	11			
	QIAN Lian (DOM)	*0	1	*3	3	*4	4	*5	6	*6	6			
5	KOMWONG Nan. (THA)	*0	1	*2	4	*5	6	*7	7	*8	9	*10	11	12
	QIAN Lian (DOM)	0	*1	2	*2	3	*4	5	*7	8	*9	10	*10	10

Legend:

** Denotes server.

WS Women's Singles



MATCH RESULTS

单打比赛成绩 / RÉSULTAT DU MATCH

PASKAUSKIENE Ruta (LTU) 4-3 KIM Mi Yong (PRK)

Game Summary		Match	Game 1	Game 2	Game 3	Game 4	Game 5	Game 6	Game 7
PASKAUSKIENE Ruta	LTU	4	11	9	3	11	11	6	11
KIM Mi Yong	PRK	3	5	11	11	5	5	11	5
Duration		46min	4min	5min	3min	4min	4min	5min	5min

Match No.: WS20 Table: 3

Umpires: PIAO Lin (CHN) DEMARIO Leonor (BRA)

Game Statistics	PASKAUSKIENE Ruta (LTU)								KIM Mi Yong (PRK)							
	Game							Match	Game							Match
	1	2	3	4	5	6	7		1	2	3	4	5	6	7	
Points won	11	9	3	11	11	6	11	62	5	11	11	5	5	11	5	53
Service %	1 9%	4 44%	0 0%	2 18%	0 0%	1 16%	1 9%	9 14%	2 40%	4 36%	3 27%	1 20%	1 20%	1 9%	1 20%	13 24%
Third Ball %	2 18%	1 11%	1 33%	1 9%	2 18%	1 16%	1 9%	9 14%	0 0%	2 18%	1 9%	1 20%	2 40%	0 0%	2 40%	8 15%
Attacking %	4 36%	2 22%	0 0%	6 54%	6 54%	3 50%	8 72%	29 46%	1 20%	1 9%	3 27%	1 20%	2 40%	5 45%	2 40%	15 28%
Defending %	4 36%	2 22%	2 66%	2 18%	3 27%	1 16%	1 9%	15 24%	2 40%	4 36%	3 27%	2 40%	0 0%	4 36%	0 0%	15 28%
Counterattacking %	0 0%	0 0%	0 0%	0 0%	0 0%	0 0%	0 0%	0 0%	0 0%	0 0%	0 0%	0 0%	0 0%	0 0%	0 0%	0 0%
Other %	0 0%	0 0%	0 0%	0 0%	0 0%	0 0%	0 0%	0 0%	0 0%	0 0%	1 9%	0 0%	0 0%	1 9%	0 0%	2 3%
Biggest lead	6	3	1	6	6	0	6		1	2	8	0	3	5	1	
Handedness/Grip	Right/								Left/							

Game Progress

1	PASKAUSKIENE . (LTU)	0	*1	2	*4	6	*7	8	*9	11
	KIM Mi Yong (PRK)	*0	1	*2	2	*2	3	*4	5	5
2	PASKAUSKIENE . (LTU)	*0	2	*3	4	*5	5	*6	8	*8
	KIM Mi Yong (PRK)	0	*0	1	*2	3	*5	6	*6	8
									*9	11
3	PASKAUSKIENE . (LTU)	0	*1	1	*1	2	*2	2	3	
	KIM Mi Yong (PRK)	*0	1	*3	5	*6	8	*10	11	
4	PASKAUSKIENE . (LTU)	*0	2	*4	4	*4	6	*7	9	11
	KIM Mi Yong (PRK)	0	*0	0	*2	4	*4	5	*5	5
5	PASKAUSKIENE . (LTU)	0	*0	1	*2	3	*5	7	*9	11
	KIM Mi Yong (PRK)	*0	2	*3	4	*5	5	*5	5	5
6	PASKAUSKIENE . (LTU)	*0	0	*1	2	*3	4	*5	6	*6
	KIM Mi Yong (PRK)	0	*2	3	*4	5	*6	7	*8	10
										6
7	PASKAUSKIENE . (LTU)	0	*1	3	*3	5	*6	8	11	
	KIM Mi Yong (PRK)	*0	1	*1	3	*3	4	*4	5	

Legend:

*** Denotes server.

WS Women's Singles



MATCH RESULTS

单打比赛成绩 / RESULTAT DU MATCH

KOSTROMINA Tatyana (BLR) 4-0 ZHANG Mo (CAN)

Game Summary		Match	Game 1	Game 2	Game 3	Game 4	Game 5	Game 6	Game 7
KOSTROMINA Tatyana	BLR	4	11	11	12	11			
ZHANG Mo	CAN	0	2	7	10	1			
Duration		25min	3min	6min	7min	3min			

Match No.: WS21 Table: 4

Umpires: XIE Ying (CHN) LING Chaochao (CHN)

Game Statistics	KOSTROMINA Tatyana (BLR)								ZHANG Mo (CAN)							
	Game							Match	Game							Match
	1	2	3	4	5	6	7		1	2	3	4	5	6	7	
Points won	11	11	12	11				45	2	7	10	1				20
Service %	2 18%	0 0%	0 0%	1 9%				3 6%	0 0%	0 0%	0 0%	0 0%				0 0%
Third Ball %	1 9%	2 18%	0 0%	0 0%				3 6%	0 0%	0 0%	0 0%	0 0%				0 0%
Attacking %	1 9%	0 0%	2 16%	1 9%				4 8%	1 50%	2 28%	3 30%	1 100%				7 35%
Defending %	6 54%	7 63%	9 75%	7 63%				29 64%	1 50%	3 42%	6 60%	0 0%				10 50%
Counterattacking %	1 9%	2 18%	1 8%	2 18%				6 13%	0 0%	2 28%	1 10%	0 0%				3 15%
Other %	0 0%	0 0%	0 0%	0 0%				0 0%	0 0%	0 0%	0 0%	0 0%				0 0%
Biggest lead	9	6	3	10					0	0	2	0				
Handedness/Grip	/								Right/							

Game Progress

1	KOSTROMINA Ta. (BLR)	2	*4	5	*6	8	*10	11									
	ZHANG Mo (CAN)	*0	0	*1	2	*2	2	2									
2	KOSTROMINA Ta. (BLR)	0	*1	3	*5	7	*7	8	*9	9	11						
	ZHANG Mo (CAN)	*0	1	*1	1	*1	3	*4	5	*7	7						
3	KOSTROMINA Ta. (BLR)	*0	2	*3	3	*5	5	*6	7	*7	8	*10	11	12			
	ZHANG Mo (CAN)	0	*0	1	*3	3	*5	6	*7	9	*10	10	*10	10			
4	KOSTROMINA Ta. (BLR)	0	*2	4	*5	7	*9	11									
	ZHANG Mo (CAN)	*0	0	*0	1	*1	1	1									

Legend:

** Denotes server.

WS Women's Singles



MATCH RESULTS

单打比赛成绩 / RESULTAT DU MATCH

STEFANOVA Nikoleta (ITA) 4-0 FADEEVA Oksana (RUS)

Game Summary		Match	Game 1	Game 2	Game 3	Game 4	Game 5	Game 6	Game 7
STEFANOVA Nikoleta	ITA	4	11	11	11	11			
FADEEVA Oksana	RUS	0	5	5	7	6			
Duration		22min	4min	3min	4min	4min			

Match No.: WS22 Table: 2

Umpires: ZHAO Ying (CHN) XU Ying (CHN)

Game Statistics	STEFANOVA Nikoleta (ITA)								FADEEVA Oksana (RUS)							
	Game							Match	Game							Match
	1	2	3	4	5	6	7		1	2	3	4	5	6	7	
Points won	11	11	11	11				44	5	5	7	6				23
Service %	0	1	1	4				6	0	1	0	0				1
	0%	9%	9%	36%				13%	0%	20%	0%	0%				4%
Third Ball %	2	1	1	1				5	0	0	0	1				1
	18%	9%	9%	9%				11%	0%	0%	0%	16%				4%
Attacking %	6	8	8	5				27	3	3	2	3				11
	54%	72%	72%	45%				61%	60%	60%	28%	50%				47%
Defending %	2	0	1	1				4	1	0	3	1				5
	18%	0%	9%	9%				9%	20%	0%	42%	16%				21%
Counterattacking %	1	1	0	0				2	1	1	2	0				4
	9%	9%	0%	0%				4%	20%	20%	28%	0%				17%
Other %	0	0	0	0				0	0	0	0	1				1
	0%	0%	0%	0%				0%	0%	0%	0%	16%				4%
Biggest lead	7	7	4	5					1	0	2	0				
Handedness/Grip	Left/								Right/							

Game Progress

1	STEFANOVA Niko. (ITA)	0	*1	3	*4	6	*7	9	*10	11	
	FADEEVA Oksana (RUS)	*0	1	*1	2	*2	3	*3	4	5	
2	STEFANOVA Niko. (ITA)	*0	2	*4	5	*7	8	*9	10	11	
	FADEEVA Oksana (RUS)	0	*0	0	*1	1	*2	3	*4	5	
3	STEFANOVA Niko. (ITA)	0	*1	2	*3	4	*5	5	*7	9	11
	FADEEVA Oksana (RUS)	*0	1	*2	3	*4	5	*7	7	*7	7
4	STEFANOVA Niko. (ITA)	*0	2	*2	4	*4	6	*7	8	*10	11
	FADEEVA Oksana (RUS)	0	*0	2	*2	4	*4	5	*6	6	6

Legend:

** Denotes server.

WS Women's Singles



MATCH RESULTS

单打比赛成绩 / RESULTAT DU MATCH

HADACOVA Dana (CZE) 4-2 PAVLOVICH Veronika (BLR)

Game Summary		Match	Game 1	Game 2	Game 3	Game 4	Game 5	Game 6	Game 7
HADACOVA Dana	CZE	4	7	11	11	5	11	11	
PAVLOVICH Veronika	BLR	2	11	7	9	11	9	6	
Duration		36min	4min	3min	4min	3min	5min	4min	

Match No.: WS23 Table: 1

Umpires: ISAACS Moegemad (RSA) DA SILVA Carlos (POR)

Game Statistics	HADACOVA Dana (CZE)							Match	PAVLOVICH Veronika (BLR)							Match
	Game								Game							
	1	2	3	4	5	6	7		1	2	3	4	5	6	7	
Points won	7	11	11	5	11	11		56	11	7	9	11	9	6		53
Service %	14%	9%	0%	0%	9%	18%		8%	9%	0%	22%	18%	0%	0%		9%
Third Ball %	0%	0%	18%	0%	0%	0%		3%	9%	0%	0%	0%	0%	0%		1%
Attacking %	42%	54%	27%	20%	27%	45%		37%	27%	42%	33%	27%	33%	66%		35%
Defending %	42%	36%	45%	40%	36%	9%		33%	36%	42%	44%	54%	66%	33%		47%
Counterattacking %	0%	0%	9%	40%	27%	27%		16%	9%	14%	0%	0%	0%	0%		3%
Other %	0%	0%	0%	0%	0%	0%		0%	9%	0%	0%	0%	0%	0%		1%
Biggest lead	2	4	2	2	2	5			4	1	4	6	2	1		
Handedness/Grip	Right/								Right/							

Game Progress

1	HADACOVA Dana (CZE)	*0	1	*2	4	*5	6	*6	6	*6	7	
	PAVLOVICH Ver. (BLR)	0	*1	2	*2	3	*4	6	*8	10	11	
2	HADACOVA Dana (CZE)	0	*1	3	*4	5	*6	7	*8	9	11	
	PAVLOVICH Ver. (BLR)	*0	1	*1	2	*3	4	*5	6	*7	7	
3	HADACOVA Dana (CZE)	*0	1	*1	2	*2	4	*6	7	*8	10	11
	PAVLOVICH Ver. (BLR)	0	*1	3	*4	6	*6	6	*7	8	*8	9
4	HADACOVA Dana (CZE)	0	*1	2	*4	4	*4	5	*5	5	5	
	PAVLOVICH Ver. (BLR)	*0	1	*2	2	*4	6	*7	9	11		
5	HADACOVA Dana (CZE)	*0	1	*2	3	*4	5	*5	6	*7	9	11
	PAVLOVICH Ver. (BLR)	0	*1	2	*3	4	*5	7	*8	9	*9	9
6	HADACOVA Dana (CZE)	0	*1	2	*4	4	*5	7	*9	10	11	
	PAVLOVICH Ver. (BLR)	*0	1	*2	2	*4	5	*5	5	*6	6	

Legend:

*** Denotes server.

WS Women's Singles



MATCH RESULTS

单打比赛成绩 / RESULTAT DU MATCH

KIM Jong (PRK) 4-0 RAMOS Fabiola (VEN)

Game Summary		Match	Game 1	Game 2	Game 3	Game 4	Game 5	Game 6	Game 7
KIM Jong	PRK	4	11	11	11	11			
RAMOS Fabiola	VEN	0	7	7	7	7			
Duration		18min	3min	4min	4min	4min			

Match No.: WS24 Table: 3

Umpires: MUGWANYA Ronald (UGA) FEDOROVA Svetlana (RUS)

Game Statistics	KIM Jong (PRK)								RAMOS Fabiola (VEN)							
	Game							Match	Game							Match
	1	2	3	4	5	6	7		1	2	3	4	5	6	7	
Points won	11	11	11	11				44	7	7	7	7				28
Service %	3 27%	3 27%	0 0%	1 9%				7 15%	0 0%	0 0%	0 0%	0 0%				0 0%
Third Ball %	1 9%	1 9%	1 9%	2 18%				5 11%	1 14%	2 28%	0 0%	2 28%				5 17%
Attacking %	4 36%	3 27%	5 45%	6 54%				18 40%	4 57%	3 42%	5 71%	3 42%				15 53%
Defending %	3 27%	3 27%	4 36%	1 9%				11 25%	2 28%	1 14%	2 28%	2 28%				7 25%
Counterattacking %	0 0%	0 0%	0 0%	0 0%				0 0%	0 0%	0 0%	0 0%	0 0%				0 0%
Other %	0 0%	1 9%	1 9%	1 9%				3 6%	0 0%	1 14%	0 0%	0 0%				1 3%
Biggest lead	6	4	5	4					0	1	1	1				
Handedness/Grip	Left/								Right/							

Game Progress

1	KIM Jong (PRK)	0	*2	4	*6	7	*8	9	*10	10	11
	RAMOS Fabiola (VEN)	*0	0	*0	0	*1	2	*3	4	*6	7
2	KIM Jong (PRK)	*0	1	*3	4	*4	5	*6	7	*9	11
	RAMOS Fabiola (VEN)	0	*1	1	*2	4	*5	6	*7	7	7
3	KIM Jong (PRK)	0	*1	3	*4	5	*6	8	*9	9	11
	RAMOS Fabiola (VEN)	*0	1	*1	2	*3	4	*4	5	*7	7
4	KIM Jong (PRK)	*0	1	*2	4	*5	6	*6	7	*9	11
	RAMOS Fabiola (VEN)	0	*1	2	*2	3	*4	6	*7	7	7

Legend:

** Denotes server.

WS Women's Singles



MATCH RESULTS

单打比赛成绩 / RESULTAT DU MATCH

TAN MONFARDINI Wenling (ITA) 4-2 SOROCHINSKAYA Tetyana (UKR)

Game Summary		Match	Game 1	Game 2	Game 3	Game 4	Game 5	Game 6	Game 7
TAN MONFARDINI Wenling	ITA	4	11	11	9	11	7	11	
SOROCHINSKAYA Tetyana	UKR	2	7	6	11	4	11	4	
Duration		40min	4min	4min	6min	4min	6min	5min	

Match No.: WS25 Table: 4

Umpires: ALAMRI Hassan (QAT) BERGFELDT Rebecca (SWE)

Game Statistics	TAN MONFARDINI Wenling (ITA)							Match	SOROCHINSKAYA Tetyana (UKR)							Match
	Game								Game							
	1	2	3	4	5	6	7		1	2	3	4	5	6	7	
Points won	11	11	9	11	7	11		60	7	6	11	4	11	4		43
Service %	0	0	11	0	0	0		1	28	0	0	25	0	0		3
Third Ball %	1	0	0	0	0	1		2	14	16	0	0	0	0		2
Attacking %	8	4	7	7	7	6		39	14	0	2	1	1	1		6
Defending %	2	4	0	4	0	4		14	42	66	45	25	72	75		24
Counterattacking %	0	3	1	0	0	0		4	0	16	36	25	18	0		8
Other %	0	0	0	0	0	0		0	0	0	0	0	0	0		0
Biggest lead	5	5	3	7	2	7			0	2	2	3	4	1		
Handedness/Grip	Right/								Right/							

Game Progress

1	TAN MONFARDI. (ITA)	*0	2	*3	4	*4	6	*8	9	*9	11
	SOROCHINSKA. (UKR)	0	*0	1	*2	4	*4	4	*5	7	7
2	TAN MONFARDI. (ITA)	0	*0	1	*3	5	*6	7	*8	10	11
	SOROCHINSKA. (UKR)	*0	2	*3	3	*3	4	*5	6	*6	6
3	TAN MONFARDI. (ITA)	*0	1	*2	4	*5	6	*7	8	*8	8
	SOROCHINSKA. (UKR)	0	*1	2	*2	3	*4	5	*6	8	*10
4	TAN MONFARDI. (ITA)	0	*0	1	*3	5	*6	8	*10	11	
	SOROCHINSKA. (UKR)	*0	2	*3	3	*3	4	*4	4	4	
5	TAN MONFARDI. (ITA)	*0	2	*2	3	*4	4	*4	6	*7	7
	SOROCHINSKA. (UKR)	0	*0	2	*3	4	*6	8	*8	9	11
6	TAN MONFARDI. (ITA)	0	*1	3	*4	5	*7	8	*10	11	
	SOROCHINSKA. (UKR)	*0	1	*1	2	*3	3	*4	4	4	

Legend:

*** Denotes server.

WS Women's Singles



MATCH RESULTS

单打比赛成绩 / RÉSULTAT DU MATCH

PAOVIC Sandra (CRO) 4-3 LAY Jian Fang (AUS)

Game Summary		Match	Game 1	Game 2	Game 3	Game 4	Game 5	Game 6	Game 7
PAOVIC Sandra	CRO	4	5	11	12	10	12	11	11
LAY Jian Fang	AUS	3	11	9	10	12	14	4	9
Duration		1h 00min	4min	6min	7min	7min	8min	4min	6min

Match No.: WS26 Table: 2

Umpires: SANGSRIROJANA Prut (THA) YICK Joseph (USA)

Game Statistics	PAOVIC Sandra (CRO)								LAY Jian Fang (AUS)							
	Game							Match	Game							Match
	1	2	3	4	5	6	7		1	2	3	4	5	6	7	
Points won	5	11	12	10	12	11	11	72	11	9	10	12	14	4	9	69
Service %	0	0	1	0	1	0	0	2	1	1	3	1	1	0	0	7
Third Ball %	0%	0%	8%	0%	8%	0%	0%	2%	9%	11%	30%	8%	7%	0%	0%	10%
Attacking %	2	1	1	1	1	0	1	7	0	0	0	0	1	0	1	2
Defending %	40%	9%	8%	10%	8%	0%	9%	9%	0%	0%	0%	0%	7%	0%	11%	2%
Counterattacking %	1	4	6	7	6	8	8	40	4	3	3	5	5	1	1	22
Other %	20%	36%	50%	70%	50%	72%	72%	55%	36%	33%	30%	41%	35%	25%	11%	31%
Biggest lead	2	3	1	2	1	1	2	12	3	5	1	4	5	2	3	23
Handedness/Grip	40%	27%	8%	20%	8%	9%	18%	16%	27%	55%	10%	33%	35%	50%	33%	33%
Counterattacking %	0	2	3	0	3	1	0	9	2	0	2	1	2	0	3	10
Other %	0%	18%	25%	0%	25%	9%	0%	12%	18%	0%	20%	8%	14%	0%	33%	14%
Biggest lead	0	1	0	0	0	1	0	2	1	0	1	1	0	1	1	5
Handedness/Grip	0%	9%	0%	0%	0%	9%	0%	2%	9%	0%	10%	8%	0%	25%	11%	7%
Handedness/Grip	1	4	2	4	3	7	3		6	1	1	2	2	1	1	

Game Progress

1	PAOVIC Sandra (CRO)	0	*1	2	*2	3	*5	5	*5	5								
	LAY Jian Fang (AUS)	*0	1	*2	4	*5	5	*7	9	11								
2	PAOVIC Sandra (CRO)	*0	1	*3	4	*5	6	*8	9	*9	10	11						
	LAY Jian Fang (AUS)	0	*1	1	*2	3	*4	4	*5	7	*8	9						
3	PAOVIC Sandra (CRO)	0	*1	2	*3	5	*5	7	*7	9	*10	10	*11	12				
	LAY Jian Fang (AUS)	*0	1	*2	3	*3	5	*5	7	*7	8	*10	10	10				
4	PAOVIC Sandra (CRO)	*0	2	*3	4	*5	6	*7	9	*9	10	*10	10	10				
	LAY Jian Fang (AUS)	0	*0	1	*2	3	*4	5	*5	7	*8	10	*11	12				
5	PAOVIC Sandra (CRO)	0	*0	2	*3	5	*6	7	*7	8	*9	10	*11	11	*12	12	*12	12
	LAY Jian Fang (AUS)	*0	2	*2	3	*3	4	*5	7	*8	9	*10	10	*11	11	*12	13	14
6	PAOVIC Sandra (CRO)	*0	1	*3	5	*6	7	*8	10	11								
	LAY Jian Fang (AUS)	0	*1	1	*1	2	*3	4	*4	4								
7	PAOVIC Sandra (CRO)	0	*2	2	*3	5	*6	7	*7	9	*10	11						
	LAY Jian Fang (AUS)	*0	0	*2	3	*3	4	*5	7	*7	8	9						

Legend:

** Denotes server.

WS Women's Singles



MATCH RESULTS

单打比赛成绩 / RESULTAT DU MATCH

SANG Stephanie Xu (AUS) W/O GANINA Svetlana (RUS)

Game Summary		Match	Game 1	Game 2	Game 3	Game 4	Game 5	Game 6	Game 7
SANG Stephanie Xu	AUS	(W/O)							
GANINA Svetlana	RUS								
Duration									

Match No.: WS27 Table: 3

Umpires: DA SILVA Carlos (POR) ISAACS Moegemad (RSA)

Game Statistics	SANG Stephanie Xu (AUS)								GANINA Svetlana (RUS)								
	Game							Match	Game							Match	
	1	2	3	4	5	6	7		1	2	3	4	5	6	7		
Points won								0									0
Service %								0									0
Third Ball %								0%									0%
Attacking %								0									0
Defending %								0%									0%
Counterattacking %								0									0
Other %								0%									0%
Biggest lead																	
Handedness/Grip	Right/									Right/							

Legend:

*** Denotes server.

W/O Walkover

WS Women's Singles



MATCH RESULTS

单打比赛成绩 / RÉSULTAT DU MATCH

ODOROVA Eva (SVK) 4-2 LOVAS Petra (HUN)

Game Summary		Match	Game 1	Game 2	Game 3	Game 4	Game 5	Game 6	Game 7
ODOROVA Eva	SVK	4	11	11	11	8	8	12	
LOVAS Petra	HUN	2	9	6	4	11	11	10	
Duration		45min	6min	4min	4min	6min	5min	6min	

Match No.: WS28 Table: 4

Umpires: FEDOROVA Svetlana (RUS) MUGWANYA Ronald (UGA)

Game Statistics	ODOROVA Eva (SVK)							Match	LOVAS Petra (HUN)							Match
	Game								Game							
	1	2	3	4	5	6	7		1	2	3	4	5	6	7	
Points won	11	11	11	8	8	12		61	9	6	4	11	11	10		51
Service %	0	1	0	0	1	1		3	1	0	0	0	0	1		2
	0%	9%	0%	0%	12%	8%		4%	11%	0%	0%	0%	0%	10%		3%
Third Ball %	1	3	2	1	0	2		9	2	2	0	1	1	2		8
	9%	27%	18%	12%	0%	16%		14%	22%	33%	0%	9%	9%	20%		15%
Attacking %	2	1	2	5	1	6		17	5	1	1	6	4	5		22
	18%	9%	18%	62%	12%	50%		27%	55%	16%	25%	54%	36%	50%		43%
Defending %	5	3	6	2	5	3		24	0	2	1	3	3	2		11
	45%	27%	54%	25%	62%	25%		39%	0%	33%	25%	27%	27%	20%		21%
Counterattacking %	3	3	1	0	1	0		8	0	1	2	1	2	0		6
	27%	27%	9%	0%	12%	0%		13%	0%	16%	50%	9%	18%	0%		11%
Other %	0	0	0	0	0	0		0	1	0	0	0	1	0		2
	0%	0%	0%	0%	0%	0%		0%	11%	0%	0%	0%	9%	0%		3%
Biggest lead	2	6	7	1	1	2			4	0	0	3	3	3		
Handedness/Grip	Right/								Right/							

Game Progress

1	ODOROVA Eva (SVK)	0	*0	1	*1	2	*3	5	*7	7	*9	11		
	LOVAS Petra (HUN)	*0	2	*3	5	*6	7	*7	7	*9	9	9		
2	ODOROVA Eva (SVK)	*0	1	*2	4	*5	6	*8	10	*10	11			
	LOVAS Petra (HUN)	0	*1	2	*2	3	*4	4	*4	6	6			
3	ODOROVA Eva (SVK)	0	*2	4	*6	7	*8	9	*10	11				
	LOVAS Petra (HUN)	*0	0	*0	0	*1	2	*3	4	4				
4	ODOROVA Eva (SVK)	*0	1	*2	2	*3	5	*5	6	*7	8	8		
	LOVAS Petra (HUN)	0	*1	2	*4	5	*5	7	*8	9	*10	11		
5	ODOROVA Eva (SVK)	0	*1	2	*3	3	*4	5	*6	7	*8	8		
	LOVAS Petra (HUN)	*0	1	*2	3	*5	6	*7	8	*9	10	11		
6	ODOROVA Eva (SVK)	*0	1	*1	3	*3	4	*6	7	*8	9	*10	11	12
	LOVAS Petra (HUN)	0	*1	3	*3	5	*6	6	*7	8	*9	10	*10	10

Legend:

** Denotes server.

WS Women's Singles



MATCH RESULTS

单打比赛成绩 / RÉSULTAT DU MATCH

HUANG I-Hwa (TPE) 4-1 BAKULA Andrea (CRO)

Game Summary		Match	Game 1	Game 2	Game 3	Game 4	Game 5	Game 6	Game 7
HUANG I-Hwa	TPE	4	11	11	11	9	11		
BAKULA Andrea	CRO	1	9	6	7	11	9		
Duration		37min	5min	4min	4min	5min	6min		

Match No.: WS29 Table: 1

Umpires: BERGFELDT Rebecca (SWE)ALAMRI Hassan (QAT)

Game Statistics	HUANG I-Hwa (TPE)							Match	BAKULA Andrea (CRO)							Match
	Game								Game							
	1	2	3	4	5	6	7		1	2	3	4	5	6	7	
Points won	11	11	11	9	11			53	9	6	7	11	9			42
Service %	1 9%	2 18%	3 27%	0 0%	1 9%			7 13%	0 0%	0 0%	0 0%	4 36%	0 0%			4 9%
Third Ball %	0 0%	2 18%	0 0%	1 11%	0 0%			3 5%	1 11%	0 0%	0 0%	0 0%	0 0%			1 2%
Attacking %	3 27%	4 36%	4 36%	4 44%	5 45%			20 37%	6 66%	5 83%	3 42%	2 18%	3 33%			19 45%
Defending %	5 45%	2 18%	3 27%	1 11%	5 45%			16 30%	2 22%	1 16%	4 57%	5 45%	6 66%			18 42%
Counterattacking %	0 0%	0 0%	0 0%	2 22%	0 0%			2 3%	0 0%	0 0%	0 0%	0 0%	0 0%			0 0%
Other %	2 18%	1 9%	1 9%	1 11%	0 0%			5 9%	0 0%	0 0%	0 0%	0 0%	0 0%			0 0%
Biggest lead	4	5	4	3	5				1	1	3	2	0			
Handedness/Grip	Right/								Left/							

Game Progress

1	HUANG I-Hwa (TPE)	*0	1	*2	3	*4	5	*7	9	*9	10	11
	BAKULA Andrea (CRO)	0	*1	2	*3	4	*5	5	*5	7	*8	9
2	HUANG I-Hwa (TPE)	0	*1	2	*4	5	*6	7	*8	10	11	
	BAKULA Andrea (CRO)	*0	1	*2	2	*3	4	*5	6	*6	6	
3	HUANG I-Hwa (TPE)	*0	1	*2	3	*3	4	*6	8	*9	11	
	BAKULA Andrea (CRO)	0	*1	2	*3	5	*6	6	*6	7	7	
4	HUANG I-Hwa (TPE)	0	*1	3	*4	5	*5	5	*7	9	*9	9
	BAKULA Andrea (CRO)	*0	1	*1	2	*3	5	*7	7	*7	9	11
5	HUANG I-Hwa (TPE)	*0	2	*3	5	*6	7	*8	9	*9	9	11
	BAKULA Andrea (CRO)	0	*0	1	*1	2	*3	4	*5	7	*9	9

Legend:

*** Denotes server.

WS Women's Singles



MATCH RESULTS

单打比赛成绩 / RÉSULTAT DU MATCH

XIAN Yi Fang (FRA) 4-3 XU Jie (POL)

Game Summary		Match	Game 1	Game 2	Game 3	Game 4	Game 5	Game 6	Game 7
XIAN Yi Fang	FRA	4	11	11	6	11	8	8	11
XU Jie	POL	3	6	4	11	9	11	11	7
Duration		53min	4min	3min	5min	7min	6min	9min	6min

Match No.: WS30 Table: 2

Umpires: YICK Joseph (USA)

SANGSRIROJANA Prut (THA)

Game Statistics	XIAN Yi Fang (FRA)								XU Jie (POL)							
	Game							Match	Game							Match
	1	2	3	4	5	6	7		1	2	3	4	5	6	7	
Points won	11	11	6	11	8	8	11	66	6	4	11	9	11	11	7	59
Service %	0	0	0	1	0	0	0	1%	0	0	0	0	1	0	0	1%
Third Ball %	0	0	0	0	0	0	1	1%	0	0	1	0	0	0	0	1%
Attacking %	7	4	1	4	1	1	5	23	6	3	7	8	6	5	4	39
Defending %	4	3	4	6	6	6	5	34	0	1	2	1	3	5	3	15
Counterattacking %	0	3	1	0	1	1	0	6	0	0	0	0	0	1	0	1%
Other %	0	1	0	0	0	0	0	1%	0	0	1	0	1	0	0	2%
Biggest lead	6	7	3	2	0	1	4		2	1	5	3	5	3	3	
Handedness/Grip	Right/								Right/							

Game Progress

1	XIAN Yi Fang (FRA)	0	*0	1	*3	5	*7	9	*9	10	11	
	XU Jie (POL)	*0	2	*3	3	*3	3	*3	5	*6	6	
2	XIAN Yi Fang (FRA)	*0	1	*2	4	*6	8	*9	10	11		
	XU Jie (POL)	0	*1	2	*2	2	*2	3	*4	4		
3	XIAN Yi Fang (FRA)	0	*1	2	*4	5	*5	5	*6	6	6	
	XU Jie (POL)	*0	1	*2	2	*3	5	*7	8	*10	11	
4	XIAN Yi Fang (FRA)	*0	1	*2	3	*3	4	*6	8	*9	9	11
	XU Jie (POL)	0	*1	2	*3	5	*6	6	*6	7	*9	9
5	XIAN Yi Fang (FRA)	0	*0	1	*2	2	*3	4	*6	7	*8	8
	XU Jie (POL)	*0	2	*3	4	*6	7	*8	8	*9	10	11
6	XIAN Yi Fang (FRA)	*0	1	*2	3	*4	5	*6	7	*7	8	8
	XU Jie (POL)	0	*1	2	*3	4	*5	6	*7	9	*10	11
7	XIAN Yi Fang (FRA)	0	*0	1	*2	3	*5	7	*9	9	11	
	XU Jie (POL)	*0	2	*3	4	*5	5	*5	5	*7	7	

Legend:

** Denotes server.

WS Women's Singles



MATCH RESULTS

单打比赛成绩 / RÉSULTAT DU MATCH

PAVLOVICH Viktoria (BLR) 4-1 SAMARA Elizabeta (ROU)

Game Summary		Match	Game 1	Game 2	Game 3	Game 4	Game 5	Game 6	Game 7
PAVLOVICH Viktoria	BLR	4	3	11	11	11	12		
SAMARA Elizabeta	ROU	1	11	8	8	7	10		
Duration		31min	3min	4min	5min	5min	5min		

Match No.: WS31 Table: 3

Umpires: ISAACS Moegemad (RSA) DA SILVA Carlos (POR)

Game Statistics	PAVLOVICH Viktoria (BLR)								SAMARA Elizabeta (ROU)							
	Game							Match	Game							Match
	1	2	3	4	5	6	7		1	2	3	4	5	6	7	
Points won	3	11	11	11	12			48	11	8	8	7	10			44
Service %	0%	0%	18%	0%	0%			4%	9%	12%	0%	0%	10%			6%
Third Ball %	0%	0%	0%	0%	0%			0%	9%	0%	12%	0%	10%			6%
Attacking %	0%	9%	9%	18%	0%			8%	63%	75%	62%	71%	60%			65%
Defending %	2%	10%	8%	9%	12%			41%	2%	1%	2%	2%	2%			9%
	66%	90%	72%	81%	100%			85%	18%	12%	25%	28%	20%			20%
Counterattacking %	1%	0%	0%	0%	0%			1%	0%	0%	0%	0%	0%			0%
	33%	0%	0%	0%	0%			2%	0%	0%	0%	0%	0%			0%
Other %	0%	0%	0%	0%	0%			0%	0%	0%	0%	0%	0%			0%
Biggest lead	0	3	6	6	3				8	3	1	0	1			
Handedness/Grip	/								Left/							

Game Progress

1	PAVLOVICH Vikt. (BLR)	0	*0	1	*1	1	*1	3	3					
	SAMARA Elizabe. (ROU)	*0	2	*3	5	*7	9	*9	11					
2	PAVLOVICH Vikt. (BLR)	*0	1	*1	2	*4	5	*7	8	*9	10	11		
	SAMARA Elizabe. (ROU)	0	*1	3	*4	4	*5	5	*6	7	*8	8		
3	PAVLOVICH Vikt. (BLR)	0	*1	3	*4	5	*7	8	*10	10	*10	11		
	SAMARA Elizabe. (ROU)	*0	1	*1	2	*3	3	*4	4	*6	8	8		
4	PAVLOVICH Vikt. (BLR)	*0	1	*2	4	*6	7	*8	10	*10	11			
	SAMARA Elizabe. (ROU)	0	*1	2	*2	2	*3	4	*4	6	7			
5	PAVLOVICH Vikt. (BLR)	0	*1	2	*4	5	*6	7	*8	9	*9	10	*11	12
	SAMARA Elizabe. (ROU)	*0	1	*2	2	*3	4	*5	6	*7	9	*10	10	10

Legend:

** Denotes server.

WS Women's Singles



MATCH RESULTS

单打比赛成绩 / RÉSULTAT DU MATCH

HU Melek (TUR) 4-2 SCHALL Eike (GER)

Game Summary		Match	Game 1	Game 2	Game 3	Game 4	Game 5	Game 6	Game 7
HU Melek	TUR	4	11	6	12	11	6	11	
SCHALL Eike	GER	2	6	11	10	6	11	7	
Duration		47min	4min	4min	7min	4min	4min	5min	

Match No.: WS32 Table: 2

Umpires: MUGWANYA Ronald (UGA) FEDOROVA Svetlana (RUS)

Game Statistics	HU Melek (TUR)							Match	SCHALL Eike (GER)							Match
	Game								Game							
	1	2	3	4	5	6	7		1	2	3	4	5	6	7	
Points won	11	6	12	11	6	11		57	6	11	10	6	11	7		51
Service %	1 9%	1 16%	2 16%	2 18%	1 16%	0 0%		7 12%	1 16%	0 0%	2 20%	0 0%	0 0%	1 14%		4 7%
Third Ball %	0 0%	0 0%	0 0%	0 0%	0 0%	0 0%		0 0%	0 0%	0 0%	0 0%	0 0%	0 0%	0 0%		0 0%
Attacking %	5 45%	2 33%	7 58%	7 63%	3 50%	6 54%		30 52%	1 16%	4 36%	5 50%	5 83%	4 36%	3 42%		22 43%
Defending %	4 36%	1 16%	2 16%	2 18%	2 33%	3 27%		14 24%	3 50%	6 54%	3 30%	0 0%	7 63%	3 42%		22 43%
Counterattacking %	1 9%	2 33%	1 8%	0 0%	0 0%	1 9%		5 8%	1 16%	1 9%	0 0%	1 16%	0 0%	0 0%		3 5%
Other %	0 0%	0 0%	0 0%	0 0%	0 0%	1 9%		1 1%	0 0%	0 0%	0 0%	0 0%	0 0%	0 0%		0 0%
Biggest lead	5	1	2	5	0	4			3	5	5	2	5	0		
Handedness/Grip	Right/								Right/							

Game Progress

1	HU Melek (TUR)	0	*0	1	*2	3	*5	7	*9	10	11			
	SCHALL Eike (GER)	*0	2	*3	4	*5	5	*5	5	*6	6			
2	HU Melek (TUR)	*0	1	*2	3	*3	3	*4	5	*6	6			
	SCHALL Eike (GER)	0	*1	2	*3	5	*7	8	*9	10	11			
3	HU Melek (TUR)	0	*1	2	*2	3	*3	4	*5	7	*8	10	*11	12
	SCHALL Eike (GER)	*0	1	*2	4	*5	7	*8	9	*9	10	*10	10	10
4	HU Melek (TUR)	*0	1	*1	3	*5	6	*7	8	*10	11			
	SCHALL Eike (GER)	0	*1	3	*3	3	*4	5	*6	6	6			
5	HU Melek (TUR)	0	*1	1	*2	3	*4	5	*5	6	6			
	SCHALL Eike (GER)	*0	1	*3	4	*5	6	*7	9	*10	11			
6	HU Melek (TUR)	*0	2	*4	4	*5	5	*6	7	*9	11			
	SCHALL Eike (GER)	0	*0	0	*2	3	*5	6	*7	7	7			

Legend:

*** Denotes server.

WS Women's Singles



MATCH RESULTS

单打比赛成绩 / RESULTAT DU MATCH

LI Jie (NED) 4-1 ZHU Fang (ESP)

Game Summary		Match	Game 1	Game 2	Game 3	Game 4	Game 5	Game 6	Game 7
LI Jie	NED	4	8	11	11	14	11		
ZHU Fang	ESP	1	11	4	7	12	5		
Duration		41min	6min	4min	6min	9min	5min		

Match No.: WS33 Table: 4

Umpires: ALAMRI Hassan (QAT) BERGFELDT Rebecca (SWE)

Game Statistics	LI Jie (NED)							Match	ZHU Fang (ESP)							Match	
	Game								Match	Game							
	1	2	3	4	5	6	7			1	2	3	4	5	6		7
Points won	8	11	11	14	11			55	11	4	7	12	5			39	
Service %	12%	18%	9%	7%	18%			12%	9%	0%	14%	0%	0%			5%	
Third Ball %	0%	9%	0%	0%	9%			3%	9%	0%	0%	0%	0%			2%	
Attacking %	50%	45%	9%	35%	45%			36%	45%	75%	0%	50%	60%			43%	
Defending %	37%	27%	36%	28%	27%			30%	18%	25%	57%	33%	40%			33%	
Counterattacking %	0%	0%	36%	21%	0%			12%	9%	0%	28%	8%	0%			10%	
Other %	0%	0%	9%	7%	0%			3%	9%	0%	0%	8%	0%			5%	
Biggest lead	1	7	5	4	6				3	0	0	1	0				
Handedness/Grip	Right/								Right/								

Game Progress

1	LI Jie (NED)	*0	0	*1	3	*3	5	*6	7	*7	8	8						
	ZHU Fang (ESP)	0	*2	3	*3	5	*5	6	*7	9	*10	11						
2	LI Jie (NED)	0	*2	4	*5	7	*8	9	*10	11								
	ZHU Fang (ESP)	*0	0	*0	1	*1	2	*3	4	4								
3	LI Jie (NED)	*0	2	*3	4	*5	7	*8	9	*10	11							
	ZHU Fang (ESP)	0	*0	1	*2	3	*3	4	*5	6	7							
4	LI Jie (NED)	0	*1	3	*4	6	*7	7	*8	9	*9	10	*10	11	*11	12	*13	14
	ZHU Fang (ESP)	*0	1	*1	2	*2	3	*5	6	*7	9	*10	11	*11	12	*12	12	12
5	LI Jie (NED)	*0	2	*3	4	*5	6	*7	9	11								
	ZHU Fang (ESP)	0	*0	1	*2	3	*4	5	*5	5								

Legend:

*** Denotes server.

WS Women's Singles



MATCH RESULTS

单打比赛成绩 / RESULTAT DU MATCH

DANG Ye Seo (KOR) 4-1 MIAO Miao (AUS)

Game Summary		Match	Game 1	Game 2	Game 3	Game 4	Game 5	Game 6	Game 7
DANG Ye Seo	KOR	4	11	7	11	11	11		
MIAO Miao	AUS	1	3	11	3	6	6		
Duration		31min	3min	5min	2min	5min	6min		

Match No.: WS34 Table: 1

Umpires: SANGSRIROJANA Prut (THA) YICK Joseph (USA)

Game Statistics	DANG Ye Seo (KOR)								Match	MIAO Miao (AUS)								Match
	Game							Match		Game							Match	
	1	2	3	4	5	6	7			1	2	3	4	5	6	7		
Points won	11	7	11	11	11				51	3	11	3	6	6				29
Service %	2	0	1	1	1				5	1	2	1	0	0				4
	18%	0%	9%	9%	9%				9%	33%	18%	33%	0%	0%				13%
Third Ball %	1	0	3	2	2				8	1	1	0	2	1				5
	9%	0%	27%	18%	18%				15%	33%	9%	0%	33%	16%				17%
Attacking %	3	5	1	3	3				15	1	4	0	2	1				8
	27%	71%	9%	27%	27%				29%	33%	36%	0%	33%	16%				27%
Defending %	5	0	5	4	2				16	0	1	2	1	3				7
	45%	0%	45%	36%	18%				31%	0%	9%	66%	16%	50%				24%
Counterattacking %	0	2	0	1	1				4	0	1	0	0	1				2
	0%	28%	0%	9%	9%				7%	0%	9%	0%	0%	16%				6%
Other %	0	0	1	0	2				3	0	2	0	1	0				3
	0%	0%	9%	0%	18%				5%	0%	18%	0%	16%	0%				10%
Biggest lead	8	4	8	6	5					1	4	1	2	2				
Handedness/Grip	Right/									Right/								

Game Progress

1	DANG Ye Seo (KOR)	0	*1	3	*3	5	*7	9	11
	MIAO Miao (AUS)	*0	1	*1	3	*3	3	*3	3
2	DANG Ye Seo (KOR)	*0	1	*3	4	*6	6	*7	7
	MIAO Miao (AUS)	0	*1	1	*2	2	*4	5	*7
3	DANG Ye Seo (KOR)	0	*1	3	*5	5	*7	9	11
	MIAO Miao (AUS)	*0	1	*1	1	*3	3	*3	3
4	DANG Ye Seo (KOR)	*0	0	*2	4	*5	6	*8	10
	MIAO Miao (AUS)	0	*2	2	*2	3	*4	4	*4
5	DANG Ye Seo (KOR)	0	*2	2	*2	3	*5	6	*8
	MIAO Miao (AUS)	*0	0	*2	4	*5	5	*6	6

Legend:

** Denotes server.

WS Women's Singles



MATCH RESULTS

单打比赛成绩 / RESULTAT DU MATCH

FUKUOKA Haruna (JPN) 4-0 KOMWONG Nanthana (THA)

Game Summary		Match	Game 1	Game 2	Game 3	Game 4	Game 5	Game 6	Game 7
FUKUOKA Haruna	JPN	4	11	11	11	11			
KOMWONG Nanthana	THA	0	9	7	9	5			
Duration		28min	5min	4min	6min	5min			

Match No.: WS35 Table: 1

Umpires: BOUDJEHEM Abdellah (ALG) XU Yumei (CHN)

Game Statistics	FUKUOKA Haruna (JPN)								KOMWONG Nanthana (THA)							
	Game							Match	Game							Match
	1	2	3	4	5	6	7		1	2	3	4	5	6	7	
Points won	11	11	11	11				44	9	7	9	5				30
Service %	3 27%	1 9%	2 18%	2 18%				8 18%	1 11%	1 14%	1 11%	0 0%				3 10%
Third Ball %	1 9%	2 18%	2 18%	1 9%				6 13%	2 22%	1 14%	1 11%	0 0%				4 13%
Attacking %	6 54%	2 18%	2 18%	5 45%				15 34%	2 22%	2 28%	3 33%	3 60%				10 33%
Defending %	1 9%	5 45%	4 36%	2 18%				12 27%	3 33%	1 14%	4 44%	2 40%				10 33%
Counterattacking %	0 0%	1 9%	1 9%	1 9%				3 6%	1 11%	1 14%	0 0%	0 0%				2 6%
Other %	0 0%	0 0%	0 0%	0 0%				0 0%	0 0%	1 14%	0 0%	0 0%				1 3%
Biggest lead	3	4	3	7					1	3	2	0				
Handedness/Grip	Right/								Right/							

Game Progress

1	FUKUOKA Haruna (JPN)	0	*1	3	*3	5	*6	7	*7	8	*9	11
	KOMWONG Nan. (THA)	*0	1	*1	3	*3	4	*5	7	*8	9	9
2	FUKUOKA Haruna (JPN)	*0	0	*1	2	*4	5	*7	8	*9	11	
	KOMWONG Nan. (THA)	0	*2	3	*4	4	*5	5	*6	7	7	
3	FUKUOKA Haruna (JPN)	0	*0	2	*3	4	*6	7	*7	9	*10	11
	KOMWONG Nan. (THA)	*0	2	*2	3	*4	4	*5	7	*7	8	9
4	FUKUOKA Haruna (JPN)	*0	2	*4	5	*7	8	*9	9	11		
	KOMWONG Nan. (THA)	0	*0	0	*1	1	*2	3	*5	5		

Legend:

** Denotes server.

WS Women's Singles



MATCH RESULTS

单打比赛成绩 / RESULTAT DU MATCH

TOTH Krisztina (HUN) 4-3 PASKAUSKIENE Ruta (LTU)

Game Summary		Match	Game 1	Game 2	Game 3	Game 4	Game 5	Game 6	Game 7
TOTH Krisztina	HUN	4	8	11	11	11	4	6	11
PASKAUSKIENE Ruta	LTU	3	11	5	8	6	11	11	3
Duration		47min	5min	4min	5min	4min	3min	4min	5min

Match No.: WS36 Table: 3

Umpires: CHEUNG Ka Wing (HKG) LIU Jie (CHN)

Game Statistics	TOTH Krisztina (HUN)								PASKAUSKIENE Ruta (LTU)							
	Game							Match	Game							Match
	1	2	3	4	5	6	7		1	2	3	4	5	6	7	
Points won	8	11	11	11	4	6	11	62	11	5	8	6	11	11	3	55
Service %	37%	18%	9%	9%	0%	16%	27%	17%	0%	0%	0%	16%	9%	18%	0%	7%
Third Ball %	12%	0%	9%	18%	0%	16%	9%	9%	0%	0%	12%	0%	9%	9%	0%	5%
Attacking %	0%	27%	45%	45%	50%	16%	45%	33%	81%	60%	62%	50%	27%	54%	66%	56%
Defending %	25%	45%	18%	27%	50%	33%	18%	29%	18%	40%	25%	16%	36%	18%	33%	25%
Counterattacking %	0%	9%	18%	0%	0%	0%	0%	4%	0%	0%	0%	16%	0%	0%	0%	1%
Other %	25%	0%	0%	0%	0%	16%	0%	4%	0%	0%	0%	0%	18%	0%	0%	3%
Biggest lead	2	6	4	5	0	0	8		3	1	0	3	7	5	0	
Handedness/Grip	Left/								Right/							

Game Progress

1	TOTH Krisztina (HUN)	*0	1	*2	3	*4	6	*6	6	*7	8	8
	PASKAUSKIENE . (LTU)	0	*1	2	*3	4	*4	6	*8	9	*10	11
2	TOTH Krisztina (HUN)	0	*1	2	*4	5	*6	8	*10	11		
	PASKAUSKIENE . (LTU)	*0	1	*2	2	*3	4	*4	4	5		
3	TOTH Krisztina (HUN)	*0	2	*4	5	*5	7	*7	9	*10	10	11
	PASKAUSKIENE . (LTU)	0	*0	0	*1	3	*3	5	*5	6	*8	8
4	TOTH Krisztina (HUN)	0	*1	1	*2	3	*4	6	*8	10	11	
	PASKAUSKIENE . (LTU)	*0	1	*3	4	*5	6	*6	6	*6	6	6
5	TOTH Krisztina (HUN)	*0	1	*1	1	*2	2	*4	4	4		
	PASKAUSKIENE . (LTU)	0	*1	3	*5	6	*8	8	*10	11		
6	TOTH Krisztina (HUN)	0	*1	2	*2	3	*4	6	*6	6	6	6
	PASKAUSKIENE . (LTU)	*0	1	*2	4	*5	6	*6	8	*10	11	
7	TOTH Krisztina (HUN)	*0	2	*2	4	*5	7	*9	11			
	PASKAUSKIENE . (LTU)	0	*0	2	*2	3	*3	3	3			

Legend:

*** Denotes server.

WS Women's Singles



MATCH RESULTS

单打比赛成绩 / RÉSULTAT DU MATCH

KOSTROMINA Tatyana (BLR) 4-2 LI Qian (POL)

Game Summary		Match	Game 1	Game 2	Game 3	Game 4	Game 5	Game 6	Game 7
KOSTROMINA Tatyana	BLR	4	11	11	11	5	9	12	
LI Qian	POL	2	7	9	6	11	11	10	
Duration		1h 04min	8min	11min	6min	6min	9min	9min	

Match No.: WS37 Table: 4

Umpires: ABASCIA Andrea (ITA) HUBERTY Sonja (LUX)

Game Statistics	KOSTROMINA Tatyana (BLR)							LI Qian (POL)								
	Game							Match	Game							Match
	1	2	3	4	5	6	7		1	2	3	4	5	6	7	
Points won	11	11	11	5	9	12		59	7	9	6	11	11	10		54
Service %	0	1	1	1	0	0		3	0	1	0	2	0	0		3
Third Ball %	0	0	1	1	1	1		4	0	0	0	0	0	1		1
Attacking %	0	1	2	3	1	2		9	1	0	1	2	2	1		7
Defending %	6	7	6	0	2	4		25	2	5	3	3	5	5		23
Counterattacking %	5	2	1	0	3	4		15	3	3	2	4	4	3		19
Other %	0	0	0	0	2	1		3	1	0	0	0	0	0		1
Biggest lead	4	2	5	1	1	3			4	2	0	6	2	4		
Handedness/Grip	/								Right/							

Game Progress

1	KOSTROMINA Ta. (BLR)	0	*0	0	*1	3	*4	6	*7	9	11											
	LI Qian (POL)		*0	2	*4	5	*5	6	*6	7	7											
2	KOSTROMINA Ta. (BLR)	*0	1	*2	2	*4	5	*6	7	*8	9	*10	11									
	LI Qian (POL)		0	*1	2	*4	4	*5	6	*7	8	*9	9									
3	KOSTROMINA Ta. (BLR)	0	*1	2	*2	2	*3	4	*5	5	*5	6	*7	8	*8	9	*10	10	11			
	LI Qian (POL)		*0	0	*0	1	*2	2	*2	2	*3	4	*4	4	*4	5	*5	5	*6	6		
4	KOSTROMINA Ta. (BLR)	*0	1	*1	1	*1	2	*3	3	*3	3	*3	4	*4	4	*4	5	5				
	LI Qian (POL)		0	*0	1	*2	3	*3	3	*4	5	*6	7	*7	8	*9	10	*10	11			
5	KOSTROMINA Ta. (BLR)	0	*0	0	*1	1	*2	3	*3	4	*4	5	*6	6	*6	6	*7	8	*8	9	*9	
	LI Qian (POL)		*0	1	*2	2	*3	3	*3	4	*4	5	*5	5	*6	7	*8	8	*8	9	*9	
5	KOSTROMINA Ta. (BLR)	9																				
	LI Qian (POL)		11																			
6	KOSTROMINA Ta. (BLR)	*0	0	*1	2	*3	3	*4	5	*5	6	*6	6	*6	6	*6	6	*6	7	*8	9	
	LI Qian (POL)		0	*1	1	*1	1	*2	2	*2	3	*3	4	*5	6	*7	8	*9	10	*10	10	*10
6	KOSTROMINA Ta. (BLR)	*10	11	12																		
	LI Qian (POL)		10	*10	10																	

Legend:

*** Denotes server. WS Women's Singles



MATCH RESULTS

单打比赛成绩 / RÉSULTAT DU MATCH

BOROS Tamara (CRO) 4-1 STEFANOVA Nikoleta (ITA)

Game Summary		Match	Game 1	Game 2	Game 3	Game 4	Game 5	Game 6	Game 7
BOROS Tamara	CRO	4	11	11	11	8	11		
STEFANOVA Nikoleta	ITA	1	4	6	6	11	8		
Duration		32min	4min	4min	4min	5min	5min		

Match No.: WS38 Table: 2

Umpires: SWEID Sameer (SYR) LUO Jing (CHN)

Game Statistics	BOROS Tamara (CRO)								STEFANOVA Nikoleta (ITA)							
	Game							Match	Game							Match
	1	2	3	4	5	6	7		1	2	3	4	5	6	7	
Points won	11	11	11	8	11			52	4	6	6	11	8			35
Service %	3 27%	3 27%	3 27%	2 25%	1 9%			12 23%	3 75%	1 16%	0 0%	1 9%	2 25%			7 20%
Third Ball %	3 27%	1 9%	1 9%	2 25%	4 36%			11 21%	0 0%	2 33%	2 33%	4 36%	1 12%			9 25%
Attacking %	4 36%	5 45%	5 45%	4 50%	5 45%			23 44%	1 25%	2 33%	1 16%	3 27%	2 25%			9 25%
Defending %	1 9%	2 18%	2 18%	0 0%	1 9%			6 11%	0 0%	1 16%	3 50%	3 27%	2 25%			9 25%
Counterattacking %	0 0%	0 0%	0 0%	0 0%	0 0%			0 0%	0 0%	0 0%	0 0%	0 0%	1 12%			1 2%
Other %	0 0%	0 0%	0 0%	0 0%	0 0%			0 0%	0 0%	0 0%	0 0%	0 0%	0 0%			0 0%
Biggest lead	7	5	5	2	3				0	4	1	3	1			
Handedness/Grip	Right/								Left/							

Game Progress

1	BOROS Tamara (CRO)	*0	2	*2	4	*6	7	*8	10	11		
	STEFANOVA Niko. (ITA)	0	*0	2	*2	2	*3	4	*4	4		
2	BOROS Tamara (CRO)	0	*1	1	*1	3	*5	7	*9	10	11	
	STEFANOVA Niko. (ITA)	*0	1	*3	5	*5	5	*5	5	*6	6	
3	BOROS Tamara (CRO)	*0	1	*2	3	*4	5	*7	8	*10	11	
	STEFANOVA Niko. (ITA)	0	*1	2	*3	4	*5	5	*6	6	6	
4	BOROS Tamara (CRO)	0	*1	3	*3	4	*5	5	*6	8	*8	8
	STEFANOVA Niko. (ITA)	*0	1	*1	3	*4	5	*7	8	*8	10	11
5	BOROS Tamara (CRO)	*0	2	*3	3	*4	6	*7	8	*9	10	11
	STEFANOVA Niko. (ITA)	0	*0	1	*3	4	*4	5	*6	7	*8	8

Legend:

** Denotes server.

WS Women's Singles



MATCH RESULTS

单打比赛成绩 / RÉSULTAT DU MATCH

POTA Georgina (HUN) 4-3 HADACOVA Dana (CZE)

Game Summary		Match	Game 1	Game 2	Game 3	Game 4	Game 5	Game 6	Game 7
POTA Georgina	HUN	4	11	8	11	12	4	12	12
HADACOVA Dana	CZE	3	3	11	6	14	11	10	10
Duration		51min	3min	3min	3min	7min	4min	6min	7min

Match No.: WS39 Table: 2

Umpires: XU Yumei (CHN) BOUDJEHEM Abdellah (ALG)

Game Statistics	POTA Georgina (HUN)								HADACOVA Dana (CZE)							
	Game							Match	Game							Match
	1	2	3	4	5	6	7		1	2	3	4	5	6	7	
Points won	11	8	11	12	4	12	12	70	3	11	6	14	11	10	10	65
Service %	1 9%	2 25%	3 27%	2 16%	0 0%	3 25%	2 16%	13 18%	1 33%	0 0%	1 16%	1 7%	1 9%	0 0%	1 10%	5 7%
Third Ball %	1 9%	0 0%	1 9%	0 0%	0 0%	3 25%	3 25%	8 11%	0 0%	1 9%	1 16%	4 28%	4 36%	1 10%	2 20%	13 20%
Attacking %	7 63%	2 25%	1 9%	6 50%	3 75%	4 33%	4 33%	27 38%	1 33%	7 63%	2 33%	8 57%	3 27%	8 80%	5 50%	34 52%
Defending %	2 18%	3 37%	5 45%	4 33%	1 25%	2 16%	3 25%	20 28%	1 33%	2 18%	2 33%	1 7%	3 27%	0 0%	2 20%	11 16%
Counterattacking %	0 0%	0 0%	0 0%	0 0%	0 0%	0 0%	0 0%	0 0%	0 0%	1 9%	0 0%	0 0%	0 0%	1 10%	0 0%	2 3%
Other %	0 0%	1 12%	1 9%	0 0%	0 0%	0 0%	0 0%	2 2%	0 0%	0 0%	0 0%	0 0%	0 0%	0 0%	0 0%	0 0%
Biggest lead	8	3	6	5	0	4	2		0	3	1	2	7	0	2	
Handedness/Grip	Right/								Right/							

Game Progress

1	POTA Georgina (HUN)	0	*2	3	*5	6	*7	9	11									
	HADACOVA Dana (CZE)	*0	0	*1	1	*2	3	*3	3									
2	POTA Georgina (HUN)	*0	1	*3	3	*5	6	*7	8	*8	8	8						
	HADACOVA Dana (CZE)	0	*1	1	*3	3	*4	5	*6	8	*10	11						
3	POTA Georgina (HUN)	0	*1	2	*4	6	*7	9	*10	10	11							
	HADACOVA Dana (CZE)	*0	1	*2	2	*2	3	*3	4	*6	6							
4	POTA Georgina (HUN)	*0	1	*3	5	*6	6	*6	7	*9	10	*10	11	*11	11	*12	12	12
	HADACOVA Dana (CZE)	0	*1	1	*1	2	*4	6	*7	7	*8	10	*10	11	*12	12	*13	14
5	POTA Georgina (HUN)	0	*0	1	*1	1	*2	3	*4	4								
	HADACOVA Dana (CZE)	*0	2	*3	5	*7	8	*9	10	11								
6	POTA Georgina (HUN)	*0	2	*3	5	*5	6	*8	9	*10	10	*10	11	12				
	HADACOVA Dana (CZE)	0	*0	1	*1	3	*4	4	*5	6	*8	10	*10	10				
7	POTA Georgina (HUN)	0	*1	1	*3	4	*4	6	*7	8	*8	10	*11	12				
	HADACOVA Dana (CZE)	*0	1	*3	3	*4	6	*6	7	*8	10	*10	10	10				

Legend:

** Denotes server.

WS Women's Singles



MATCH RESULTS

单打比赛成绩 / RESULTAT DU MATCH

KIM Jong (PRK) 4-1 DODEAN Daniela (ROU)

Game Summary		Match	Game 1	Game 2	Game 3	Game 4	Game 5	Game 6	Game 7
KIM Jong	PRK	4	11	11	11	5	11		
DODEAN Daniela	ROU	1	5	7	5	11	8		
Duration		31min	4min	4min	4min	4min	6min		

Match No.: WS40 Table: 1

Umpires: LUO Jing (CHN)

ABASCIA Andrea (ITA)

Game Statistics	KIM Jong (PRK)								DODEAN Daniela (ROU)							
	Game							Match	Game							Match
	1	2	3	4	5	6	7		1	2	3	4	5	6	7	
Points won	11	11	11	5	11			49	5	7	5	11	8			36
Service %	2	1	1	1	1			6	0	1	1	1	0			3
	18%	9%	9%	20%	9%			12%	0%	14%	20%	9%	0%			8%
Third Ball %	3	4	1	0	1			9	1	1	2	1	1			6
	27%	36%	9%	0%	9%			18%	20%	14%	40%	9%	12%			16%
Attacking %	2	4	5	3	8			22	2	3	0	2	5			12
	18%	36%	45%	60%	72%			44%	40%	42%	0%	18%	62%			33%
Defending %	4	1	4	1	0			10	2	1	2	5	2			12
	36%	9%	36%	20%	0%			20%	40%	14%	40%	45%	25%			33%
Counterattacking %	0	1	0	0	1			2	0	1	0	1	0			2
	0%	9%	0%	0%	9%			4%	0%	14%	0%	9%	0%			5%
Other %	0	0	0	0	0			0	0	0	0	1	0			1
	0%	0%	0%	0%	0%			0%	0%	0%	0%	9%	0%			2%
Biggest lead	6	7	6	1	5				1	0	0	6	3			
Handedness/Grip	Left/								Right/							

Game Progress

1	KIM Jong (PRK)	0	*1	3	*3	4	*5	7	*9	11		
	DODEAN Daniela (ROU)	*0	1	*1	3	*4	5	*5	5	5		
2	KIM Jong (PRK)	*0	2	*4	6	*7	8	*8	9	*10	11	
	DODEAN Daniela (ROU)	0	*0	0	*0	1	*2	4	*5	6	7	
3	KIM Jong (PRK)	0	*1	3	*5	6	*7	8	*9	11		
	DODEAN Daniela (ROU)	*0	1	*1	1	*2	3	*4	5	5		
4	KIM Jong (PRK)	*0	1	*2	2	*2	3	*4	4	5		
	DODEAN Daniela (ROU)	0	*1	2	*4	6	*7	8	*10	11		
5	KIM Jong (PRK)	0	*0	1	*2	4	*6	7	*9	10	*10	11
	DODEAN Daniela (ROU)	*0	2	*3	4	*4	4	*5	5	*6	8	8

Legend:

** Denotes server.

WS Women's Singles



MATCH RESULTS

单打比赛成绩 / RESULTAT DU MATCH

LI Qiangbing (AUT) 4-2 TAN MONFARDINI Wenling (ITA)

Game Summary		Match	Game 1	Game 2	Game 3	Game 4	Game 5	Game 6	Game 7
LI Qiangbing	AUT	4	8	11	11	8	11	11	
TAN MONFARDINI Wenling	ITA	2	11	7	8	11	5	4	
Duration		38min	5min	5min	5min	4min	5min	5min	

Match No.: WS41 Table: 3

Umpires: HUBERTY Sonja (LUX) SWEID Sameer (SYR)

Game Statistics	LI Qiangbing (AUT)							Match	TAN MONFARDINI Wenling (ITA)							Match	
	Game								Match	Game							
	1	2	3	4	5	6	7			1	2	3	4	5	6		7
Points won	8	11	11	8	11	11		60	11	7	8	11	5	4		46	
Service %	12%	0%	9%	25%	18%	9%		11%	27%	0%	12%	18%	20%	0%		15%	
Third Ball %	12%	0%	0%	12%	9%	0%		5%	9%	0%	0%	9%	0%	0%		4%	
Attacking %	37%	72%	72%	62%	36%	63%		58%	36%	85%	62%	54%	60%	25%		54%	
Defending %	25%	27%	18%	0%	36%	18%		21%	27%	14%	12%	0%	20%	75%		19%	
Counterattacking %	0%	0%	0%	0%	0%	9%		1%	0%	0%	0%	9%	0%	0%		2%	
Other %	12%	0%	0%	0%	0%	0%		1%	0%	0%	12%	9%	0%	0%		4%	
Biggest lead	1	4	3	1	6	7			3	2	2	4	0	2			
Handedness/Grip	Right/								Right/								

Game Progress

1	LI Qiangbing (AUT)	0	*0	1	*2	3	*5	6	*6	7	*8	8
	TAN MONFARDI. (ITA)	*0	2	*3	4	*5	5	*6	8	*9	10	11
2	LI Qiangbing (AUT)	*0	0	*1	3	*4	6	*6	8	*10	11	
	TAN MONFARDI. (ITA)	0	*2	3	*3	4	*4	6	*6	6	7	
3	LI Qiangbing (AUT)	0	*0	2	*3	4	*5	7	*8	9	*10	11
	TAN MONFARDI. (ITA)	*0	2	*2	3	*4	5	*5	6	*7	8	8
4	LI Qiangbing (AUT)	*0	1	*1	2	*2	4	*4	5	*6	8	8
	TAN MONFARDI. (ITA)	0	*1	3	*4	6	*6	8	*9	10	*10	11
5	LI Qiangbing (AUT)	0	*2	3	*4	6	*7	8	*9	11		
	TAN MONFARDI. (ITA)	*0	0	*1	2	*2	3	*4	5	5		
6	LI Qiangbing (AUT)	*0	0	*2	4	*6	7	*9	10	11		
	TAN MONFARDI. (ITA)	0	*2	2	*2	2	*3	3	*4	4		

Legend:

*** Denotes server.

WS Women's Singles



MATCH RESULTS

单打比赛成绩 / RÉSULTAT DU MATCH

SHEN Yanfei (ESP) 4-2 PAOVIC Sandra (CRO)

Game Summary		Match	Game 1	Game 2	Game 3	Game 4	Game 5	Game 6	Game 7
SHEN Yanfei	ESP	4	11	7	11	6	13	11	
PAOVIC Sandra	CRO	2	8	11	9	11	11	9	
Duration		54min	8min	6min	6min	6min	8min	7min	

Match No.: WS42 Table: 4

Umpires: LIU Jie (CHN)

CHEUNG Ka Wing (HKG)

Game Statistics	SHEN Yanfei (ESP)							Match	PAOVIC Sandra (CRO)							Match	
	Game								Match	Game							
	1	2	3	4	5	6	7			1	2	3	4	5	6		7
Points won	11	7	11	6	13	11		59	8	11	9	11	11	9		59	
Service %	1 9%	3 42%	3 27%	1 16%	1 7%	0 0%		9 15%	0 0%	3 27%	0 0%	2 18%	1 9%	2 22%		8 13%	
Third Ball %	0 0%	0 0%	1 9%	0 0%	4 30%	1 9%		6 10%	0 0%	2 18%	2 22%	3 27%	0 0%	1 11%		8 13%	
Attacking %	5 45%	0 0%	3 27%	1 16%	6 46%	3 27%		18 30%	5 62%	4 36%	3 33%	1 9%	3 27%	3 33%		19 32%	
Defending %	4 36%	3 42%	3 27%	3 50%	2 15%	5 45%		20 33%	3 37%	2 18%	3 33%	5 45%	7 63%	0 0%		20 33%	
Counterattacking %	1 9%	1 14%	1 9%	1 16%	0 0%	2 18%		6 10%	0 0%	0 0%	1 11%	0 0%	0 0%	1 11%		2 3%	
Other %	0 0%	0 0%	0 0%	0 0%	0 0%	0 0%		0 0%	0 0%	0 0%	0 0%	0 0%	0 0%	2 22%		2 3%	
Biggest lead	3	3	6	0	2	2			1	4	0	6	3	3			
Handedness/Grip	Left/								Right/								

Game Progress

1	SHEN Yanfei (ESP)	*0	2	*3	3	*4	5	*6	8	*9	10	11				
	PAOVIC Sandra (CRO)	0	*0	1	*3	4	*5	6	*6	7	*8	8				
2	SHEN Yanfei (ESP)	0	*1	2	*4	5	*6	7	*7	7	7	7				
	PAOVIC Sandra (CRO)	*0	1	*2	2	*3	4	*5	7	*9	11	11				
3	SHEN Yanfei (ESP)	*0	2	*3	5	*7	8	*8	9	*9	10	11				
	PAOVIC Sandra (CRO)	0	*0	1	*1	1	*2	4	*5	7	*8	9				
4	SHEN Yanfei (ESP)	0	*0	1	*2	2	*2	4	*5	6	6	6				
	PAOVIC Sandra (CRO)	*0	2	*3	4	*6	8	*8	9	*10	11	11				
5	SHEN Yanfei (ESP)	*0	1	*1	3	*3	5	*6	6	*7	9	*10	11	*11	12	13
	PAOVIC Sandra (CRO)	0	*1	3	*3	5	*5	6	*8	9	*9	10	*10	11	*11	11
6	SHEN Yanfei (ESP)	0	*0	1	*2	4	*4	6	*7	8	*9	11	11			
	PAOVIC Sandra (CRO)	*0	2	*3	4	*4	6	*6	7	*8	9	9	9			

Legend:

** Denotes server.

WS Women's Singles



MATCH RESULTS

单打比赛成绩 / RESULTAT DU MATCH

WU Xue (DOM) 4-0 SANG Stephanie Xu (AUS)

Game Summary		Match	Game 1	Game 2	Game 3	Game 4	Game 5	Game 6	Game 7
WU Xue	DOM	4	11	13	11	11			
SANG Stephanie Xu	AUS	0	5	11	9	6			
Duration		25min	3min	6min	5min	4min			

Match No.: WS43 Table: 3

Umpires: ZHANG Yingqiu (CHN) SANGSRIROJANA Prut (THA)

Game Statistics	WU Xue (DOM)								SANG Stephanie Xu (AUS)							
	Game							Match	Game							Match
	1	2	3	4	5	6	7		1	2	3	4	5	6	7	
Points won	11	13	11	11				46	5	11	9	6				31
Service %	5	4	2	5				16	1	0	2	1				4
	45%	30%	18%	45%				34%	20%	0%	22%	16%				12%
Third Ball %	1	1	0	1				3	2	4	0	1				7
	9%	7%	0%	9%				6%	40%	36%	0%	16%				22%
Attacking %	2	6	8	2				18	1	2	3	2				8
	18%	46%	72%	18%				39%	20%	18%	33%	33%				25%
Defending %	3	2	0	2				7	1	4	4	1				10
	27%	15%	0%	18%				15%	20%	36%	44%	16%				32%
Counterattacking %	0	0	1	1				2	0	1	0	0				1
	0%	0%	9%	9%				4%	0%	9%	0%	0%				3%
Other %	0	0	0	0				0	0	0	0	1				1
	0%	0%	0%	0%				0%	0%	0%	0%	16%				3%
Biggest lead	6	4	4	5					0	1	1	2				
Handedness/Grip	/								Right/							

Game Progress

1	WU Xue (DOM)	0	*1	3	*5	7	*7	9	*10	11						
	SANG Stephanie. (AUS)	*0	1	*1	1	*1	3	*3	4	5						
2	WU Xue (DOM)	*0	2	*3	5	*5	5	*6	7	*8	9	*10	10	*11	12	13
	SANG Stephanie. (AUS)	0	*0	1	*1	3	*5	6	*7	8	*9	10	*11	11	*11	11
3	WU Xue (DOM)	0	*1	3	*5	6	*6	7	*9	10	*10	11				
	SANG Stephanie. (AUS)	*0	1	*1	1	*2	4	*5	5	*6	8	9				
4	WU Xue (DOM)	*0	1	*1	3	*4	6	*7	8	*10	11					
	SANG Stephanie. (AUS)	0	*1	3	*3	4	*4	5	*6	6	6					

Legend:

** Denotes server.

WS Women's Singles



MATCH RESULTS

单打比赛成绩 / RÉSULTAT DU MATCH

GAO Jun (USA) 4-2 ODOROVA Eva (SVK)

Game Summary		Match	Game 1	Game 2	Game 3	Game 4	Game 5	Game 6	Game 7
GAO Jun	USA	4	10	11	11	9	11	11	
ODOROVA Eva	SVK	2	12	2	9	11	9	4	
Duration		52min	7min	4min	7min	8min	7min	5min	

Match No.: WS44 Table: 1

Umpires: FEDOROVA Svetlana (RUS) ZHAO Ying (CHN)

Game Statistics	GAO Jun (USA)							Match	ODOROVA Eva (SVK)							Match	
	Game								Match	Game							
	1	2	3	4	5	6	7			1	2	3	4	5	6		7
Points won	10	11	11	9	11	11		63	12	2	9	11	9	4		47	
Service %	20%	18%	9%	0%	0%	0%		7%	16%	0%	0%	9%	11%	0%		8%	
Third Ball %	0%	18%	9%	11%	9%	18%		11%	8%	0%	22%	0%	11%	25%		10%	
Attacking %	60%	54%	45%	55%	54%	72%		57%	33%	0%	33%	18%	22%	25%		25%	
Defending %	0%	0%	0%	11%	18%	0%		4%	16%	50%	11%	27%	22%	25%		21%	
Counterattacking %	20%	9%	36%	22%	18%	9%		19%	25%	50%	22%	45%	22%	25%		29%	
Other %	0%	0%	0%	0%	0%	0%		0%	0%	0%	11%	0%	11%	0%		4%	
Biggest lead	3	9	2	1	2	7			2	0	1	3	3	1			
Handedness/Grip	Right/								Right/								

Game Progress

1	GAO Jun (USA)	0	*0	2	*3	4	*5	7	*8	9	*10	10	*10	10
	ODOROVA Eva (SVK)	*0	2	*2	3	*4	5	*5	6	*7	8	*10	11	12
2	GAO Jun (USA)	*0	2	*4	6	*7	8	*10	11					
	ODOROVA Eva (SVK)	0	*0	0	*0	1	*2	2	2					
3	GAO Jun (USA)	0	*1	2	*3	4	*5	6	*7	8	*9	11		
	ODOROVA Eva (SVK)	*0	1	*2	3	*4	5	*6	7	*8	9	9		
4	GAO Jun (USA)	*0	0	*2	2	*3	4	*6	7	*8	8	9		
	ODOROVA Eva (SVK)	0	*2	2	*4	5	*6	6	*7	8	*10	11		
5	GAO Jun (USA)	0	*0	1	*3	4	*4	5	*6	8	*9	11		
	ODOROVA Eva (SVK)	*0	2	*3	3	*4	6	*7	8	*8	9	9		
6	GAO Jun (USA)	*0	1	*3	5	*6	8	*8	10	11				
	ODOROVA Eva (SVK)	0	*1	1	*1	2	*2	4	*4	4				

Legend:

*** Denotes server.

WS Women's Singles



MATCH RESULTS

单打比赛成绩 / RESULTAT DU MATCH

NI Xia Lian (LUX) 4-1 HUANG I-Hwa (TPE)

Game Summary		Match	Game 1	Game 2	Game 3	Game 4	Game 5	Game 6	Game 7
NI Xia Lian	LUX	4	11	5	11	13	11		
HUANG I-Hwa	TPE	1	6	11	4	11	7		
Duration		28min	3min	3min	3min	5min	4min		

Match No.: WS45 Table: 4

Umpires: DZIOBA Greg (CAN) GOMEZ Marco (VEN)

Game Statistics	NI Xia Lian (LUX)								HUANG I-Hwa (TPE)							
	Game							Match	Game							Match
	1	2	3	4	5	6	7		1	2	3	4	5	6	7	
Points won	11	5	11	13	11			51	6	11	4	11	7			39
Service %	2	0	4	0	1			7	0	2	0	0	1			3
	18%	0%	36%	0%	9%			13%	0%	18%	0%	0%	14%			7%
Third Ball %	3	3	1	4	3			14	2	2	1	3	0			8
	27%	60%	9%	30%	27%			27%	33%	18%	25%	27%	0%			20%
Attacking %	1	1	1	5	2			10	2	3	0	2	3			10
	9%	20%	9%	38%	18%			19%	33%	27%	0%	18%	42%			25%
Defending %	3	0	2	3	5			13	2	2	2	3	2			11
	27%	0%	18%	23%	45%			25%	33%	18%	50%	27%	28%			28%
Counterattacking %	2	0	3	1	0			6	0	1	0	2	1			4
	18%	0%	27%	7%	0%			11%	0%	9%	0%	18%	14%			10%
Other %	0	1	0	0	0			1	0	1	1	1	0			3
	0%	20%	0%	0%	0%			1%	0%	9%	25%	9%	0%			7%
Biggest lead	5	1	7	2	4				1	6	0	3	3			
Handedness/Grip	Left/								Right/							

Game Progress

1	NI Xia Lian (LUX)	0	*1	2	*3	4	*5	7	*9	10	11					
	HUANG I-Hwa (TPE)	*0	1	*2	3	*4	5	*5	5	*6	6					
2	NI Xia Lian (LUX)	*0	1	*1	3	*4	5	*5	5	5						
	HUANG I-Hwa (TPE)	0	*1	3	*3	4	*5	7	*9	11						
3	NI Xia Lian (LUX)	0	*1	3	*5	5	*7	9	*10	11						
	HUANG I-Hwa (TPE)	*0	1	*1	1	*3	3	*3	4	4						
4	NI Xia Lian (LUX)	*0	1	*1	2	*3	4	*6	7	*7	9	*10	11	*11	12	13
	HUANG I-Hwa (TPE)	0	*1	3	*4	5	*6	6	*7	9	*9	10	*10	11	*11	11
5	NI Xia Lian (LUX)	0	*1	2	*2	3	*5	6	*7	9	11					
	HUANG I-Hwa (TPE)	*0	1	*2	4	*5	5	*6	7	*7	7					

Legend:

*** Denotes server.

WS Women's Singles



MATCH RESULTS

单打比赛成绩 / RESULTAT DU MATCH

LAU Sui Fei (HKG) 4-1 XIAN Yi Fang (FRA)

Game Summary		Match	Game 1	Game 2	Game 3	Game 4	Game 5	Game 6	Game 7
LAU Sui Fei	HKG	4	11	9	11	11	11		
XIAN Yi Fang	FRA	1	3	11	3	8	4		
Duration		32min	3min	6min	3min	7min	5min		

Match No.: WS46 Table: 2

Umpires: DA SILVA Carlos (POR) XU Ying (CHN)

Game Statistics	LAU Sui Fei (HKG)							Match	XIAN Yi Fang (FRA)							Match	
	Game								Match	Game							
	1	2	3	4	5	6	7			1	2	3	4	5	6		7
Points won	11	9	11	11	11			53	3	11	3	8	4			29	
Service %	2 18%	0 0%	3 27%	0 0%	0 0%			5 9%	0 0%	1 9%	0 0%	1 12%	0 0%			2 6%	
Third Ball %	0 0%	0 0%	0 0%	0 0%	0 0%			0 0%	0 0%	0 0%	0 0%	1 12%	0 0%			1 3%	
Attacking %	7 63%	5 55%	4 36%	5 45%	5 45%			26 49%	1 33%	3 27%	2 66%	1 12%	2 50%			9 31%	
Defending %	2 18%	4 44%	4 36%	6 54%	5 45%			21 39%	2 66%	7 63%	1 33%	4 50%	1 25%			15 51%	
Counterattacking %	0 0%	0 0%	0 0%	0 0%	1 9%			1 1%	0 0%	0 0%	0 0%	1 12%	1 25%			2 6%	
Other %	0 0%	0 0%	0 0%	0 0%	0 0%			0 0%	0 0%	0 0%	0 0%	0 0%	0 0%			0 0%	
Biggest lead	8	2	8	4	7				1	4	0	1	0				
Handedness/Grip	Right/								Right/								

Game Progress

1	LAU Sui Fei (HKG)	*0	1	*3	5	*5	7	*9	11							
	XIAN Yi Fang (FRA)	0	*1	1	*1	3	*3	3	3							
2	LAU Sui Fei (HKG)	0	*1	2	*4	4	*4	4	*6	7	*8	9				
	XIAN Yi Fang (FRA)	*0	1	*2	2	*4	6	*8	8	*9	10	11				
3	LAU Sui Fei (HKG)	*0	1	*3	5	*7	8	*9	11							
	XIAN Yi Fang (FRA)	0	*1	1	*1	1	*2	3	3							
4	LAU Sui Fei (HKG)	0	*1	2	*3	5	*6	8	*8	9	*10	11				
	XIAN Yi Fang (FRA)	*0	1	*2	3	*3	4	*4	6	*7	8	8				
5	LAU Sui Fei (HKG)	*0	2	*4	5	*7	8	*8	10	11						
	XIAN Yi Fang (FRA)	0	*0	0	*1	1	*2	4	*4	4						

Legend:

*** Denotes server.

WS Women's Singles



MATCH RESULTS

单打比赛成绩 / RESULTAT DU MATCH

ZHANG Yining (CHN) 4-0 PAVLOVICH Viktoria (BLR)

Game Summary		Match	Game 1	Game 2	Game 3	Game 4	Game 5	Game 6	Game 7
ZHANG Yining	CHN	4	11	11	11	11			
PAVLOVICH Viktoria	BLR	0	7	2	7	5			
Duration		25min	5min	3min	6min	5min			

Match No.: WS47 Table: 1

Umpires: GOMEZ Marco (VEN) DZIOBA Greg (CAN)

Game Statistics	ZHANG Yining (CHN)								PAVLOVICH Viktoria (BLR)							
	Game							Match	Game							Match
	1	2	3	4	5	6	7		1	2	3	4	5	6	7	
Points won	11	11	11	11				44	7	2	7	5				21
Service %	0	0	0	0				0	0	1	0	0				1
Third Ball %	0	0	1	0				1	0	0	0	0				0
Attacking %	8	11	8	9				36	0	0	0	0				0
Defending %	0	0	0	0				0	2	1	5	2				10
Counterattacking %	2	0	2	0				4	4	0	1	3				8
Other %	1	0	0	2				3	1	0	1	0				2
Biggest lead	5	9	4	6					0	1	1	1				
Handedness/Grip	Right/								/							

Game Progress

1	ZHANG Yining (CHN)	*0	2	*4	5	*5	6	*8	9	*9	11
	PAVLOVICH Vikt. (BLR)	0	*0	0	*1	3	*4	4	*5	7	7
2	ZHANG Yining (CHN)	0	*1	3	*5	7	*8	10	11		
	PAVLOVICH Vikt. (BLR)	*0	1	*1	1	*1	2	*2	2		
3	ZHANG Yining (CHN)	*0	1	*2	3	*4	6	*7	8	*9	11
	PAVLOVICH Vikt. (BLR)	0	*1	2	*3	4	*4	5	*6	7	7
4	ZHANG Yining (CHN)	0	*1	2	*3	5	*6	7	*9	11	
	PAVLOVICH Vikt. (BLR)	*0	1	*2	3	*3	4	*5	5	5	

Legend:

** Denotes server.

WS Women's Singles



MATCH RESULTS

单打比赛成绩 / RÉSULTAT DU MATCH

FUKUHARA Ai (JPN) 4-1 HU Melek (TUR)

Game Summary		Match	Game 1	Game 2	Game 3	Game 4	Game 5	Game 6	Game 7
FUKUHARA Ai	JPN	4	11	11	11	9	11		
HU Melek	TUR	1	6	8	7	11	5		
Duration		31min	4min	5min	4min	5min	4min		

Match No.: WS48 Table: 2

Umpires: DA SILVA Carlos (POR) ZHAO Ying (CHN)

Game Statistics	FUKUHARA Ai (JPN)								HU Melek (TUR)							
	Game							Match	Game							Match
	1	2	3	4	5	6	7		1	2	3	4	5	6	7	
Points won	11	11	11	9	11			53	6	8	7	11	5			37
Service %	3 27%	2 18%	2 18%	1 11%	3 27%			11 20%	0 0%	1 12%	0 0%	0 0%	1 20%			2 5%
Third Ball %	0 0%	0 0%	1 9%	0 0%	0 0%			1 1%	0 0%	0 0%	0 0%	0 0%	0 0%			0 0%
Attacking %	7 63%	8 72%	6 54%	6 66%	5 45%			32 60%	5 83%	7 87%	5 71%	8 72%	3 60%			28 75%
Defending %	1 9%	1 9%	2 18%	2 22%	3 27%			9 16%	1 16%	0 0%	2 28%	3 27%	0 0%			6 16%
Counterattacking %	0 0%	0 0%	0 0%	0 0%	0 0%			0 0%	0 0%	0 0%	0 0%	0 0%	0 0%			0 0%
Other %	0 0%	0 0%	0 0%	0 0%	0 0%			0 0%	0 0%	0 0%	0 0%	0 20%	1 20%			1 2%
Biggest lead	7	3	5	1	6				0	2	1	4	1			
Handedness/Grip	Right/								Right/							

Game Progress

1	FUKUHARA Ai (JPN)	*0	2	*3	5	*7	8	*9	10	*10	11	
	HU Melek (TUR)	0	*0	1	*1	1	*2	3	*4	6	6	
2	FUKUHARA Ai (JPN)	0	*2	3	*4	5	*5	6	*6	8	*10	11
	HU Melek (TUR)	*0	0	*1	2	*3	5	*6	8	*8	8	8
3	FUKUHARA Ai (JPN)	*0	1	*2	3	*5	7	*8	9	*10	11	
	HU Melek (TUR)	0	*1	2	*3	3	*3	4	*5	6	7	
4	FUKUHARA Ai (JPN)	0	*0	2	*3	4	*5	5	*5	7	*9	9
	HU Melek (TUR)	*0	2	*2	3	*4	5	*7	9	*9	9	11
5	FUKUHARA Ai (JPN)	*0	1	*2	3	*4	6	*8	9	11		
	HU Melek (TUR)	0	*1	2	*3	4	*4	4	*5	5		

Legend:

** Denotes server.

WS Women's Singles



MATCH RESULTS

单打比赛成绩 / RÉSULTAT DU MATCH

LI Jie (NED) 4-1 LIU Jia (AUT)

Game Summary		Match	Game 1	Game 2	Game 3	Game 4	Game 5	Game 6	Game 7
LI Jie	NED	4	11	11	9	12	11		
LIU Jia	AUT	1	5	8	11	10	3		
Duration		38min	5min	6min	7min	8min	4min		

Match No.: WS49 Table: 3

Umpires: SANGSRIROJANA Prut (THA)ZHANG Yingqiu (CHN)

Game Statistics	LI Jie (NED)							Match	LIU Jia (AUT)							Match	
	Game								Match	Game							
	1	2	3	4	5	6	7			1	2	3	4	5	6		7
Points won	11	11	9	12	11			54	5	8	11	10	3			37	
Service %	3 27%	3 27%	1 11%	0 0%	1 9%			8 14%	0 0%	2 25%	1 9%	0 0%	0 0%			3 8%	
Third Ball %	0 0%	0 0%	0 0%	0 0%	0 0%			0 0%	0 0%	0 0%	1 9%	0 0%	0 0%			1 2%	
Attacking %	4 36%	0 0%	2 22%	3 25%	3 27%			12 22%	3 60%	4 50%	4 36%	5 50%	1 33%			17 45%	
Defending %	2 18%	6 54%	5 55%	5 41%	7 63%			25 46%	2 40%	1 12%	3 27%	5 50%	2 66%			13 35%	
Counterattacking %	2 18%	1 9%	1 11%	4 33%	0 0%			8 14%	0 0%	0 0%	2 18%	0 0%	0 0%			2 5%	
Other %	0 0%	1 9%	0 0%	0 0%	0 0%			1 1%	0 0%	1 12%	0 0%	0 0%	0 0%			1 2%	
Biggest lead	6	3	2	2	8				1	1	3	4	1				
Handedness/Grip	Right/								Left/								

Game Progress

1	LI Jie (NED)	0	*1	2	*4	5	*6	7	*9	11				
	LIU Jia (AUT)	*0	1	*2	2	*3	4	*5	5	5				
2	LI Jie (NED)	*0	1	*2	4	*4	5	*6	8	*9	10	11		
	LIU Jia (AUT)	0	*1	2	*2	4	*5	6	*6	7	*8	8		
3	LI Jie (NED)	0	*2	2	*2	3	*4	5	*6	8	*8	9		
	LIU Jia (AUT)	*0	0	*2	4	*5	6	*7	8	*8	10	11		
4	LI Jie (NED)	*0	0	*1	1	*3	5	*6	6	*8	9	*10	11	12
	LIU Jia (AUT)	0	*2	3	*5	5	*5	6	*8	8	*9	10	*10	10
5	LI Jie (NED)	0	*1	3	*5	6	*7	9	11					
	LIU Jia (AUT)	*0	1	*1	1	*2	3	*3	3					

Legend:

** Denotes server.

WS Women's Singles



MATCH RESULTS

单打比赛成绩 / RESULTAT DU MATCH

FENG Tianwei (SIN) 4-0 DANG Ye Seo (KOR)

Game Summary		Match	Game 1	Game 2	Game 3	Game 4	Game 5	Game 6	Game 7
FENG Tianwei	SIN	4	11	11	11	11			
DANG Ye Seo	KOR	0	4	5	3	5			
Duration		29min	5min	6min	5min	6min			

Match No.: WS50 Table: 4

Umpires: XU Ying (CHN)

FEDOROVA Svetlana (RUS)

Game Statistics	FENG Tianwei (SIN)								DANG Ye Seo (KOR)							
	Game							Match	Game							Match
	1	2	3	4	5	6	7		1	2	3	4	5	6	7	
Points won	11	11	11	11				44	4	5	3	5				17
Service %	2 18%	2 18%	1 9%	2 18%				7 15%	0 0%	3 60%	0 0%	0 0%				3 17%
Third Ball %	2 18%	1 9%	1 9%	0 0%				4 9%	0 0%	1 20%	0 0%	2 40%				3 17%
Attacking %	5 45%	6 54%	7 63%	8 72%				26 59%	2 50%	1 20%	3 100%	3 60%				9 52%
Defending %	2 18%	2 18%	1 9%	1 9%				6 13%	2 50%	0 0%	0 0%	0 0%				2 11%
Counterattacking %	0 0%	0 0%	1 9%	0 0%				1 2%	0 0%	0 0%	0 0%	0 0%				0 0%
Other %	0 0%	0 0%	0 0%	0 0%				0 0%	0 0%	0 0%	0 0%	0 0%				0 0%
Biggest lead	7	6	8	6					0	2	0	0				
Handedness/Grip	Right/								Right/							

Game Progress

1	FENG Tianwei (SIN)	*0	2	*3	5	*7	8	*9	10	11
	DANG Ye Seo (KOR)	0	*0	1	*1	1	*2	3	*4	4
2	FENG Tianwei (SIN)	0	*0	2	*4	6	*7	9	*9	11
	DANG Ye Seo (KOR)	*0	2	*2	2	*2	3	*3	5	5
3	FENG Tianwei (SIN)	*0	2	*2	4	*6	8	*9	11	
	DANG Ye Seo (KOR)	0	*0	2	*2	2	*2	3	3	
4	FENG Tianwei (SIN)	0	*2	4	*4	5	*6	7	*9	11
	DANG Ye Seo (KOR)	*0	0	*0	2	*3	4	*5	5	5

Legend:

** Denotes server.

WS Women's Singles



MATCH RESULTS

单打比赛成绩 / RESULTAT DU MATCH

KIM Kyung Ah (KOR) 4-2 FUKUOKA Haruna (JPN)

Game Summary		Match	Game 1	Game 2	Game 3	Game 4	Game 5	Game 6	Game 7
KIM Kyung Ah	KOR	4	11	14	12	12	11	11	
FUKUOKA Haruna	JPN	2	9	16	10	14	9	7	
Duration		1h 06min	7min	11min	7min	0min	8min	6min	

Match No.: WS51 Table: 2

Umpires: ISAACS Moegemad (RSA) XIE Ying (CHN)

Game Statistics	KIM Kyung Ah (KOR)							Match	FUKUOKA Haruna (JPN)							Match	
	Game								Match	Game							
	1	2	3	4	5	6	7			1	2	3	4	5	6		7
Points won	11	14	12	12	11	11		71	9	16	10	14	9	7		65	
Service %	1 9%	0 0%	1 8%	0 0%	0 0%	0 0%		2 2%	0 0%	1 6%	0 0%	0 0%	1 11%	0 0%		2 3%	
Third Ball %	0 0%	1 7%	1 8%	0 0%	0 0%	1 9%		3 4%	0 0%	0 0%	2 20%	0 0%	0 0%	2 28%		4 6%	
Attacking %	1 9%	2 14%	1 8%	3 25%	3 27%	1 9%		11 15%	5 55%	12 75%	7 70%	10 71%	4 44%	5 71%		43 66%	
Defending %	7 63%	9 64%	9 75%	8 66%	7 63%	9 81%		49 69%	4 44%	2 12%	1 10%	4 28%	4 44%	0 0%		15 23%	
Counterattacking %	2 18%	2 14%	0 0%	1 8%	1 9%	0 0%		6 8%	0 0%	1 6%	0 0%	0 0%	0 0%	0 0%		1 1%	
Other %	0 0%	0 0%	0 0%	0 0%	0 0%	0 0%		0 0%	0 0%	0 0%	0 0%	0 0%	0 0%	0 0%		0 0%	
Biggest lead	3	3	4	2	3	5			2	2	1	2	4	0			
Handedness/Grip	Right/								Right/								

Game Progress

1	KIM Kyung Ah (KOR)	0	*1	2	*3	4	*6	7	*7	7	*9	11									
	FUKUOKA Haruna (JPN)	*0	1	*2	3	*4	4	*5	7	*9	9	9									
2	KIM Kyung Ah (KOR)	*0	1	*3	4	*5	5	*7	7	*9	9	*10	10	*11	11	*12	13	*13	14	*14	14
	FUKUOKA Haruna (JPN)	0	*1	1	*2	3	*5	5	*7	7	*9	10	*11	11	*12	12	*12	13	*13	14	*15
2	KIM Kyung Ah (KOR)	14																			
	FUKUOKA Haruna (JPN)	16																			
3	KIM Kyung Ah (KOR)	0	*1	3	*4	6	*6	7	*7	8	*9	10	*11	12							
	FUKUOKA Haruna (JPN)	*0	1	*1	2	*2	4	*5	7	*8	9	*10	10	10							
4	KIM Kyung Ah (KOR)	*0	1	*2	3	*4	4	*6	7	*9	9	*10	11	*11	11	12					
	FUKUOKA Haruna (JPN)	0	*1	2	*3	4	*6	6	*7	7	*9	10	*10	11	*12	14					
5	KIM Kyung Ah (KOR)	0	*2	3	*3	3	*4	4	*6	8	*9	11									
	FUKUOKA Haruna (JPN)	*0	0	*1	3	*5	6	*8	8	*8	9	9									
6	KIM Kyung Ah (KOR)	*0	2	*3	4	*5	7	*8	9	*10	11										
	FUKUOKA Haruna (JPN)	0	*0	1	*2	3	*3	4	*5	6	7										

Legend:

** Denotes server.

WS Women's Singles



MATCH RESULTS

单打比赛成绩 / RESULTAT DU MATCH

WANG Chen (USA) 4-1 TOTH Krisztina (HUN)

Game Summary		Match	Game 1	Game 2	Game 3	Game 4	Game 5	Game 6	Game 7
WANG Chen	USA	4	11	11	11	11	11		
TOTH Krisztina	HUN	1	7	7	6	13	2		
Duration		35min	5min	5min	5min	8min	3min		

Match No.: WS52 Table: 3

Umpires: SETA Yukito (JPN) LIU Jingli (CHN)

Game Statistics	WANG Chen (USA)								TOTH Krisztina (HUN)							
	Game							Match	Game							Match
	1	2	3	4	5	6	7		1	2	3	4	5	6	7	
Points won	11	11	11	11	11			55	7	7	6	13	2			35
Service %	0%	1%	0%	1%	0%			2%	0%	0%	0%	1%	1%			2%
Third Ball %	0%	3%	1%	0%	0%			4%	2%	1%	1%	0%	0%			4%
Attacking %	7%	4%	7%	10%	9%			37%	14%	3%	2%	11%	0%			17%
Defending %	3%	3%	0%	0%	2%			8%	4%	3%	2%	0%	1%			10%
Counterattacking %	0%	0%	2%	0%	0%			2%	0%	0%	0%	1%	0%			1%
Other %	1%	0%	1%	0%	0%			2%	0%	0%	1%	0%	0%			1%
Biggest lead	4	4	6	2	9				2	2	1	2	1			
Handedness/Grip	Right/								Left/							

Game Progress

1	WANG Chen (USA)	0	*1	2	*2	3	*5	6	*7	9	11					
	TOTH Krisztina (HUN)	*0	1	*2	4	*5	5	*6	7	*7	7					
2	WANG Chen (USA)	*0	1	*2	3	*3	5	*7	8	*9	11					
	TOTH Krisztina (HUN)	0	*1	2	*3	5	*5	5	*6	7	7					
3	WANG Chen (USA)	0	*1	3	*5	6	*8	8	*9	10	11					
	TOTH Krisztina (HUN)	*0	1	*1	1	*2	2	*4	5	*6	6					
4	WANG Chen (USA)	*0	2	*3	4	*5	5	*6	8	*8	9	*10	11	*11	11	11
	TOTH Krisztina (HUN)	0	*0	1	*2	3	*5	6	*6	8	*9	10	*10	11	*12	13
5	WANG Chen (USA)	0	*1	3	*4	6	*8	10	11							
	TOTH Krisztina (HUN)	*0	1	*1	2	*2	2	*2	2							2

Legend:

** Denotes server.

WS Women's Singles



MATCH RESULTS

单打比赛成绩 / RESULTAT DU MATCH

LIN Ling (HKG) 4-0 KOSTROMINA Tatyana (BLR)

Game Summary		Match	Game 1	Game 2	Game 3	Game 4	Game 5	Game 6	Game 7
LIN Ling	HKG	4	11	11	11	11			
KOSTROMINA Tatyana	BLR	0	6	3	6	8			
Duration		24min	4min	4min	4min	6min			

Match No.: WS53 Table: 4

Umpires: LAU Pub Taai (SIN) KOMERICKI Damir (CRO)

Game Statistics	LIN Ling (HKG)								KOSTROMINA Tatyana (BLR)							
	Game							Match	Game							Match
	1	2	3	4	5	6	7		1	2	3	4	5	6	7	
Points won	11	11	11	11				44	6	3	6	8				23
Service %	0	0	0	0				0	0	0	0	1				1
	0%	0%	0%	0%				0%	0%	0%	0%	12%				4%
Third Ball %	2	0	0	0				2	0	0	0	0				0
	18%	0%	0%	0%				4%	0%	0%	0%	0%				0%
Attacking %	7	4	5	6				22	0	0	1	0				1
	63%	36%	45%	54%				50%	0%	0%	16%	0%				4%
Defending %	2	5	5	1				13	6	2	5	6				19
	18%	45%	45%	9%				29%	100%	66%	83%	75%				82%
Counterattacking %	0	1	1	4				6	0	1	0	1				2
	0%	9%	9%	36%				13%	0%	33%	0%	12%				8%
Other %	0	1	0	0				1	0	0	0	0				0
	0%	9%	0%	0%				2%	0%	0%	0%	0%				0%
Biggest lead	5	8	5	3					3	0	2	0				
Handedness/Grip	Right/								/							

Game Progress

1	LIN Ling (HKG)	*0	1	*1	2	*4	6	*7	9	*10	11	
	KOSTROMINA Ta. (BLR)	0	*1	3	*4	4	*4	5	*5	6	6	
2	LIN Ling (HKG)	0	*2	3	*5	7	*8	9	11			
	KOSTROMINA Ta. (BLR)	*0	0	*1	1	*1	2	*3	3			
3	LIN Ling (HKG)	*0	0	*2	3	*5	6	*7	9	*10	11	
	KOSTROMINA Ta. (BLR)	0	*2	2	*3	3	*4	5	*5	6	6	
4	LIN Ling (HKG)	0	*1	2	*3	4	*6	7	*7	8	*10	11
	KOSTROMINA Ta. (BLR)	*0	1	*2	3	*4	4	*5	7	*8	8	8

Legend:

** Denotes server.

WS Women's Singles



MATCH RESULTS

单打比赛成绩 / RESULTAT DU MATCH

LI Jia Wei (SIN) 4-1 BOROS Tamara (CRO)

Game Summary		Match	Game 1	Game 2	Game 3	Game 4	Game 5	Game 6	Game 7
LI Jia Wei	SIN	4	11	11	7	11	11		
BOROS Tamara	CRO	1	8	7	11	6	5		
Duration		35min	5min	4min	5min	4min	4min		

Match No.: WS54 Table: 1

Umpires: WULZ Wolfgang (AUT) PIAO Lin (CHN)

Game Statistics	LI Jia Wei (SIN)							Match	BOROS Tamara (CRO)							Match	
	Game								Match	Game							
	1	2	3	4	5	6	7			1	2	3	4	5	6		7
Points won	11	11	7	11	11			51	8	7	11	6	5			37	
Service %	0%	36%	14%	9%	45%			21%	25%	14%	0%	16%	40%			16%	
Third Ball %	1%	0%	0%	3%	1%			5%	12%	14%	9%	16%	0%			10%	
Attacking %	2%	4%	5%	5%	4%			20%	37%	28%	54%	3%	40%			43%	
Defending %	7%	2%	1%	1%	1%			12%	12%	42%	36%	0%	20%			24%	
Counterattacking %	1%	1%	0%	1%	0%			3%	12%	0%	0%	16%	0%			5%	
Other %	0%	0%	0%	0%	0%			0%	0%	0%	0%	0%	0%			0%	
Biggest lead	3	5	0	6	6			2	0	4	0	0					
Handedness/Grip	Right/								Right/								

Game Progress

1	LI Jia Wei (SIN)	0	*1	1	*3	4	*5	7	*8	9	*10	11
	BOROS Tamara (CRO)	*0	1	*3	3	*4	5	*5	6	*7	8	8
2	LI Jia Wei (SIN)	*0	2	*3	4	*5	6	*7	9	*10	11	
	BOROS Tamara (CRO)	0	*0	1	*2	3	*4	5	*5	6	7	
3	LI Jia Wei (SIN)	0	*0	1	*2	3	*3	5	*6	7	7	
	BOROS Tamara (CRO)	*0	2	*3	4	*5	7	*7	8	*9	11	
4	LI Jia Wei (SIN)	*0	2	*3	4	*5	6	*8	10	*10	11	
	BOROS Tamara (CRO)	0	*0	1	*2	3	*4	4	*4	6	6	
5	LI Jia Wei (SIN)	0	*1	3	*4	5	*6	8	*9	11		
	BOROS Tamara (CRO)	*0	1	*1	2	*3	4	*4	5	5		

Legend:

** Denotes server.

WS Women's Singles



MATCH RESULTS

单打比赛成绩 / RESULTAT DU MATCH

WANG Nan (CHN) 4-0 POTA Georgina (HUN)

Game Summary		Match	Game 1	Game 2	Game 3	Game 4	Game 5	Game 6	Game 7
WANG Nan	CHN	4	11	11	11	11			
POTA Georgina	HUN	0	6	7	6	2			
Duration		23min	5min	5min	5min	3min			

Match No.: WS55 Table: 1

Umpires: LAU Pub Taai (SIN) ISAACS Moegemad (RSA)

Game Statistics	WANG Nan (CHN)								POTA Georgina (HUN)							
	Game							Match	Game							Match
	1	2	3	4	5	6	7		1	2	3	4	5	6	7	
Points won	11	11	11	11				44	6	7	6	2				21
Service %	2 18%	1 9%	1 9%	2 18%				6 13%	1 16%	0 0%	2 33%	0 0%				3 14%
Third Ball %	3 27%	0 0%	2 18%	0 0%				5 11%	0 0%	1 14%	1 16%	1 50%				3 14%
Attacking %	5 45%	6 54%	6 54%	6 54%				23 52%	3 50%	2 28%	0 0%	1 50%				6 28%
Defending %	1 9%	4 36%	2 18%	3 27%				10 22%	2 33%	4 57%	3 50%	0 0%				9 42%
Counterattacking %	0 0%	0 0%	0 0%	0 0%				0 0%	0 0%	0 0%	0 0%	0 0%				0 0%
Other %	0 0%	0 0%	0 0%	0 0%				0 0%	0 0%	0 0%	0 0%	0 0%				0 0%
Biggest lead	6	5	5	9					0	1	1	2				
Handedness/Grip	Left/								Right/							

Game Progress

1	WANG Nan (CHN)	*0	2	*3	5	*5	6	*8	10	*10	11
	POTA Georgina (HUN)	0	*0	1	*1	3	*4	4	*4	6	6
2	WANG Nan (CHN)	0	*1	3	*5	5	*6	7	*9	10	11
	POTA Georgina (HUN)	*0	1	*1	1	*3	4	*5	5	*6	7
3	WANG Nan (CHN)	*0	1	*2	4	*5	6	*8	9	*10	11
	POTA Georgina (HUN)	0	*1	2	*2	3	*4	4	*5	6	6
4	WANG Nan (CHN)	0	*0	2	*4	6	*8	10	11		
	POTA Georgina (HUN)	*0	2	*2	2	*2	2	*2	2		

Legend:

*** Denotes server.

WS Women's Singles



MATCH RESULTS

单打比赛成绩 / RÉSULTAT DU MATCH

PARK Mi Young (KOR) 4-0 KIM Jong (PRK)

Game Summary		Match	Game 1	Game 2	Game 3	Game 4	Game 5	Game 6	Game 7
PARK Mi Young	KOR	4	11	11	11	11			
KIM Jong	PRK	0	7	4	8	6			
Duration		32min	6min	6min	7min	6min			

Match No.: WS56 Table: 2

Umpires: KOMERICKI Damir (CRO) LIU Jingli (CHN)

Game Statistics	PARK Mi Young (KOR)								KIM Jong (PRK)							
	Game							Match	Game							Match
	1	2	3	4	5	6	7		1	2	3	4	5	6	7	
Points won	11	11	11	11				44	7	4	8	6				25
Service %	0%	1%	2%	1%				4%	0%	0%	2%	0%				2%
Third Ball %	1%	0%	0%	0%				1%	0%	0%	0%	0%				0%
Attacking %	1%	1%	2%	2%				6%	3%	0%	3%	2%				8%
Defending %	8%	8%	5%	5%				26%	3%	2%	3%	2%				10%
Counterattacking %	1%	1%	2%	3%				7%	1%	2%	0%	2%				5%
Other %	0%	0%	0%	0%				0%	0%	0%	0%	0%				0%
Biggest lead	6	7	3	5					0	0	1	0				
Handedness/Grip	Right/								Left/							

Game Progress

1	PARK Mi Young (KOR)	0	*1	3	*4	6	*8	8	*8	9	11	
	KIM Jong (PRK)	*0	1	*1	2	*2	2	*4	6	*7	7	
2	PARK Mi Young (KOR)	*0	1	*2	4	*6	8	*9	10	11		
	KIM Jong (PRK)	0	*1	2	*2	2	*2	3	*4	4		
3	PARK Mi Young (KOR)	0	*1	3	*4	5	*5	6	*7	9	*10	11
	KIM Jong (PRK)	*0	1	*1	2	*3	5	*6	7	*7	8	8
4	PARK Mi Young (KOR)	*0	1	*2	3	*5	7	*7	9	*10	11	
	KIM Jong (PRK)	0	*1	2	*3	3	*3	5	*5	6	6	

Legend:

** Denotes server.

WS Women's Singles



MATCH RESULTS

单打比赛成绩 / RÉSULTAT DU MATCH

LI Qiangbing (AUT) 4-3 WU Jiaduo (GER)

Game Summary		Match	Game 1	Game 2	Game 3	Game 4	Game 5	Game 6	Game 7
LI Qiangbing	AUT	4	11	10	6	11	3	11	11
WU Jiaduo	GER	3	9	12	11	8	11	9	9
Duration		49min	5min	6min	4min	6min	3min	6min	6min

Match No.: WS57 Table: 3

Umpires: PIAO Lin (CHN) XIE Ying (CHN)

Game Statistics	LI Qiangbing (AUT)								WU Jiaduo (GER)							
	Game							Match	Game							Match
	1	2	3	4	5	6	7		1	2	3	4	5	6	7	
Points won	11	10	6	11	3	11	11	63	9	12	11	8	11	9	9	69
Service %	1 9%	1 10%	0 0%	0 0%	0 0%	1 9%	1 9%	4 6%	0 0%	2 16%	0 0%	1 12%	0 0%	1 11%	0 0%	4 5%
Third Ball %	1 9%	2 20%	0 0%	3 27%	1 33%	1 9%	4 36%	12 19%	0 0%	3 25%	1 9%	1 12%	1 9%	1 11%	2 22%	9 13%
Attacking %	5 45%	7 70%	2 33%	5 45%	1 33%	6 54%	3 27%	29 46%	3 33%	5 41%	7 63%	5 62%	6 54%	5 55%	7 77%	38 55%
Defending %	2 18%	0 0%	2 33%	3 27%	0 0%	3 27%	2 18%	12 19%	4 44%	1 8%	3 27%	0 0%	3 27%	1 11%	0 0%	12 17%
Counterattacking %	0 0%	0 0%	0 0%	0 0%	0 0%	0 0%	1 9%	1 1%	2 22%	1 8%	0 0%	1 12%	1 9%	1 11%	0 0%	6 8%
Other %	2 18%	0 0%	2 33%	0 0%	1 33%	0 0%	0 0%	5 7%	0 0%	0 0%	0 0%	0 0%	0 0%	0 0%	0 0%	0 0%
Biggest lead	3	1	0	3	0	4	2		1	2	5	2	8	1	4	
Handedness/Grip	Right/								Right/							

Game Progress

1	LI Qiangbing (AUT)	*0	1	*3	4	*5	5	*7	7	*8	9	11		
	WU Jiaduo (GER)	0	*1	1	*2	3	*5	5	*7	8	*9	9		
2	LI Qiangbing (AUT)	0	*0	2	*3	4	*5	6	*7	8	*9	10	*10	10
	WU Jiaduo (GER)	*0	2	*2	3	*4	5	*6	7	*8	9	*10	11	12
3	LI Qiangbing (AUT)	*0	1	*1	2	*3	3	*5	5	*6	6			
	WU Jiaduo (GER)	0	*1	3	*4	5	*7	7	*9	10	11			
4	LI Qiangbing (AUT)	0	*1	3	*3	4	*4	6	*7	8	*10	11		
	WU Jiaduo (GER)	*0	1	*1	3	*4	6	*6	7	*8	8	8		
5	LI Qiangbing (AUT)	*0	0	*1	2	*2	2	*2	3					
	WU Jiaduo (GER)	0	*2	3	*4	6	*8	10	11					
6	LI Qiangbing (AUT)	0	*1	2	*4	5	*5	7	*8	10	*10	11		
	WU Jiaduo (GER)	*0	1	*2	2	*3	5	*5	6	*6	8	9		
7	LI Qiangbing (AUT)	*0	1	*1	3	*3	3	*4	5	*7	9	11		
	WU Jiaduo (GER)	0	*1	3	*3	5	*7	8	*9	9	*9	9		

Legend:

*** Denotes server.

WS Women's Singles



MATCH RESULTS

单打比赛成绩 / RÉSULTAT DU MATCH

TIE Yana (HKG) 4-1 SHEN Yanfei (ESP)

Game Summary		Match	Game 1	Game 2	Game 3	Game 4	Game 5	Game 6	Game 7
TIE Yana	HKG	4	6	11	12	11	11		
SHEN Yanfei	ESP	1	11	7	10	4	5		
Duration		30min	4min	5min	6min	4min	5min		

Match No.: WS58 Table: 4

Umpires: SETA Yukito (JPN) WULZ Wolfgang (AUT)

Game Statistics	TIE Yana (HKG)								Match	SHEN Yanfei (ESP)								Match
	Game							Match		Game							Match	
	1	2	3	4	5	6	7			1	2	3	4	5	6	7		
Points won	6	11	12	11	11				51	11	7	10	4	5				37
Service %	0%	18%	16%	27%	18%				17%	18%	28%	20%	0%	0%				16%
Third Ball %	2	2	1	0	3				8	2	1	3	2	0				8
Attacking %	1	2	6	7	4				20	2	2	2	1	0				7
Defending %	1	0	1	0	0				3	4	0	2	0	1				18
Counterattacking %	2	5	2	1	2				12	1	2	1	0	3				7
Other %	0	0	0	0	0				0	0	0	0	1	1				2
Biggest lead	1	4	5	7	6					5	1	1	0	0				5
Handedness/Grip	Right/									Left/								

Game Progress

1	TIE Yana (HKG)	0	*1	2	*2	3	*4	5	*5	6	6			
	SHEN Yanfei (ESP)	*0	1	*2	4	*5	6	*7	9	*10	11			
2	TIE Yana (HKG)	*0	1	*2	4	*4	6	*6	8	*10	11			
	SHEN Yanfei (ESP)	0	*1	2	*2	4	*4	6	*6	6	7			
3	TIE Yana (HKG)	0	*1	3	*5	6	*6	7	*7	9	*10	10	*11	12
	SHEN Yanfei (ESP)	*0	1	*1	1	*2	4	*5	7	*7	8	*10	10	10
4	TIE Yana (HKG)	*0	2	*2	4	*6	8	*9	10	11				
	SHEN Yanfei (ESP)	0	*0	2	*2	2	*2	3	*4	4				
5	TIE Yana (HKG)	0	*2	3	*4	5	*6	7	*9	11				
	SHEN Yanfei (ESP)	*0	0	*1	2	*3	4	*5	5	5				

Legend:

** Denotes server.

WS Women's Singles



MATCH RESULTS

单打比赛成绩 / RESULTAT DU MATCH

WU Xue (DOM) 4-1 WANG Yue Gu (SIN)

Game Summary		Match	Game 1	Game 2	Game 3	Game 4	Game 5	Game 6	Game 7
WU Xue	DOM	4	11	9	11	11	12		
WANG Yue Gu	SIN	1	9	11	2	8	10		
Duration		35min	5min	5min	3min	5min	5min		

Match No.: WS59 Table: 3

Umpires: XU Yumei (CHN) MUGWANYA Ronald (UGA)

Game Statistics	WU Xue (DOM)							Match	WANG Yue Gu (SIN)							Match	
	Game								Match	Game							
	1	2	3	4	5	6	7			1	2	3	4	5	6		7
Points won	11	9	11	11	12			54	9	11	2	8	10			40	
Service %	3 27%	0 0%	1 9%	1 9%	2 16%			7 12%	1 11%	1 9%	0 0%	1 12%	2 20%			5 12%	
Third Ball %	0 0%	2 22%	2 18%	2 18%	2 16%			8 14%	0 0%	2 18%	1 50%	2 25%	1 10%			6 15%	
Attacking %	4 36%	4 44%	5 45%	5 45%	5 41%			23 42%	5 55%	7 63%	0 0%	2 25%	5 50%			19 47%	
Defending %	4 36%	2 22%	3 27%	2 18%	3 25%			14 25%	2 22%	1 9%	1 50%	1 12%	2 20%			7 17%	
Counterattacking %	0 0%	1 11%	0 0%	1 9%	0 0%			2 3%	1 11%	0 0%	0 0%	1 12%	0 0%			2 5%	
Other %	0 0%	0 0%	0 0%	0 0%	0 0%			0 0%	0 0%	0 0%	0 0%	1 12%	0 0%			1 2%	
Biggest lead	2	5	9	3	2				2	2	0	2	1				
Handedness/Grip	/								Right/								

Game Progress

1	WU Xue (DOM)	*0	2	*2	3	*4	5	*5	7	*8	9	11		
	WANG Yue Gu (SIN)	0	*0	2	*3	4	*5	7	*7	8	*9	9		
2	WU Xue (DOM)	0	*2	4	*5	6	*7	8	*9	9	*9	9		
	WANG Yue Gu (SIN)	*0	0	*0	1	*2	3	*4	5	*7	9	11		
3	WU Xue (DOM)	*0	2	*4	5	*6	8	*10	11					
	WANG Yue Gu (SIN)	0	*0	0	*1	2	*2	2	2					
4	WU Xue (DOM)	0	*0	2	*3	4	*5	6	*8	8	*10	11		
	WANG Yue Gu (SIN)	*0	2	*2	3	*4	5	*6	6	*8	8	8		
5	WU Xue (DOM)	*0	2	*2	3	*4	5	*6	8	*9	9	*10	11	12
	WANG Yue Gu (SIN)	0	*0	2	*3	4	*5	6	*6	7	*9	10	*10	10

Legend:

** Denotes server.

WS Women's Singles



MATCH RESULTS

单打比赛成绩 / RÉSULTAT DU MATCH

GAO Jun (USA) 4-1 HIRANO Sayaka (JPN)

Game Summary		Match	Game 1	Game 2	Game 3	Game 4	Game 5	Game 6	Game 7
GAO Jun	USA	4	14	11	10	11	14		
HIRANO Sayaka	JPN	1	12	1	12	7	12		
Duration		47min	9min	4min	7min	7min	10min		

Match No.: WS60 Table: 2

Umpires: LING Chaochao (CHN) ALAMRI Hassan (QAT)

Game Statistics	GAO Jun (USA)								Match	HIRANO Sayaka (JPN)								Match
	Game							Match		Game							Match	
	1	2	3	4	5	6	7			1	2	3	4	5	6	7		
Points won	14	11	10	11	14				60	12	1	12	7	12				44
Service %	1 7%	1 9%	2 20%	1 9%	3 21%				8 13%	1 8%	0 0%	1 8%	0 0%	2 16%				4 9%
Third Ball %	0 0%	0 0%	0 0%	0 0%	0 0%				0 0%	1 8%	0 0%	0 0%	0 0%	0 0%				1 2%
Attacking %	7 50%	4 36%	1 10%	6 54%	7 50%				25 41%	5 41%	0 0%	5 41%	3 42%	7 58%				20 45%
Defending %	2 14%	6 54%	4 40%	4 36%	3 21%				19 31%	4 33%	1 100%	2 16%	3 42%	3 25%				13 29%
Counterattacking %	4 28%	0 0%	3 30%	0 0%	1 7%				8 13%	1 8%	0 0%	1 8%	1 14%	0 0%				3 6%
Other %	0 0%	0 0%	0 0%	0 0%	0 0%				0 0%	0 0%	0 0%	3 25%	0 0%	0 0%				3 6%
Biggest lead	2	10	2	4	2					3	0	3	2	2				
Handedness/Grip	Right/									Right/								

Game Progress

1	GAO Jun (USA)	0	*1	1	*2	3	*4	6	*7	9	*9	10	*11	11	*11	12	*13	14
	HIRANO Sayaka (JPN)	*0	1	*3	4	*5	6	*6	7	*7	9	*10	10	*11	12	*12	12	12
2	GAO Jun (USA)	*0	2	*4	6	*8	9	11										
	HIRANO Sayaka (JPN)	0	*0	0	*0	0	*1	1										
3	GAO Jun (USA)	0	*1	2	*4	4	*5	5	*6	7	*9	10	*10	10				10
	HIRANO Sayaka (JPN)	*0	1	*2	2	*4	5	*7	8	*9	9	*10	11	12				12
4	GAO Jun (USA)	*0	0	*2	3	*5	7	*8	8	*9	11							11
	HIRANO Sayaka (JPN)	0	*2	2	*3	3	*3	4	*6	7	7							7
5	GAO Jun (USA)	0	*0	2	*3	4	*4	6	*6	7	*9	10	*11	11	*12	12	*13	14
	HIRANO Sayaka (JPN)	*0	2	*2	3	*4	6	*6	8	*9	9	*10	10	*11	11	*12	12	12

Legend:

** Denotes server.

WS Women's Singles



MATCH RESULTS

单打比赛成绩 / RÉSULTAT DU MATCH

LI Jiao (NED) 4-1 NI Xia Lian (LUX)

Game Summary		Match	Game 1	Game 2	Game 3	Game 4	Game 5	Game 6	Game 7
LI Jiao	NED	4	6	11	11	11	11		
NI Xia Lian	LUX	1	11	8	9	8	8		
Duration		34min	4min	5min	5min	5min	4min		

Match No.: WS61 Table: 4

Umpires: ROBERTS Averil (NZL) BERGFELDT Rebecca (SWE)

Game Statistics	LI Jiao (NED)								Match	NI Xia Lian (LUX)								Match
	Game							Match		Game							Match	
	1	2	3	4	5	6	7			1	2	3	4	5	6	7		
Points won	6	11	11	11	11				50	11	8	9	8	8				44
Service %	16%	9%	18%	0%	18%				12%	0%	12%	22%	0%	12%				9%
Third Ball %	0%	9%	0%	9%	9%				6%	36%	25%	0%	12%	12%				18%
Attacking %	33%	63%	54%	36%	36%				46%	54%	12%	11%	50%	25%				31%
Defending %	0%	9%	0%	27%	0%				8%	9%	25%	55%	12%	25%				25%
Counterattacking %	50%	0%	27%	27%	18%				22%	0%	25%	0%	12%	25%				11%
Other %	0%	9%	0%	0%	18%				6%	0%	0%	11%	12%	0%				4%
Biggest lead	0	4	5	3	3					6	0	2	2	1				
Handedness/Grip	/									Left/								

Game Progress

1	LI Jiao (NED)	0	*1	2	*2	2	*2	4	*5	6	6	
	NI Xia Lian (LUX)	*0	1	*2	4	*6	8	*8	9	*10	11	
2	LI Jiao (NED)	*0	2	*2	4	*5	6	*7	8	*10	10	11
	NI Xia Lian (LUX)	0	*0	2	*2	3	*4	5	*6	6	*8	8
3	LI Jiao (NED)	0	*0	2	*4	5	*7	8	*9	10	*10	11
	NI Xia Lian (LUX)	*0	2	*2	2	*3	3	*4	5	*6	8	9
4	LI Jiao (NED)	*0	1	*2	2	*4	6	*7	8	*9	10	11
	NI Xia Lian (LUX)	0	*1	2	*4	4	*4	5	*6	7	*8	8
5	LI Jiao (NED)	0	*1	2	*3	5	*6	7	*8	9	*10	11
	NI Xia Lian (LUX)	*0	1	*2	3	*3	4	*5	6	*7	8	8

Legend:

** Denotes server.

WS Women's Singles



MATCH RESULTS

单打比赛成绩 / RESULTAT DU MATCH

GUO Yue (CHN) 4-0 LAU Sui Fei (HKG)

Game Summary		Match	Game 1	Game 2	Game 3	Game 4	Game 5	Game 6	Game 7
GUO Yue	CHN	4	11	11	11	11			
LAU Sui Fei	HKG	0	2	8	6	6			
Duration		24min	3min	5min	4min	4min			

Match No.: WS62 Table: 1

Umpires: YICK Joseph (USA) DEMARIO Leonor (BRA)

Game Statistics	GUO Yue (CHN)								LAU Sui Fei (HKG)							
	Game							Match	Game							Match
	1	2	3	4	5	6	7		1	2	3	4	5	6	7	
Points won	11	11	11	11				44	2	8	6	6				22
Service %	1 9%	1 9%	0 0%	1 9%				3 6%	0 0%	3 37%	1 16%	0 0%				4 18%
Third Ball %	1 9%	3 27%	0 0%	3 27%				7 15%	0 0%	0 0%	0 0%	1 16%				1 4%
Attacking %	6 54%	3 27%	9 81%	4 36%				22 50%	1 50%	1 12%	1 16%	2 33%				5 22%
Defending %	2 18%	4 36%	2 18%	3 27%				11 25%	1 50%	4 50%	3 50%	3 50%				11 50%
Counterattacking %	1 9%	0 0%	0 0%	0 0%				1 2%	0 0%	0 0%	0 0%	0 0%				0 0%
Other %	0 0%	0 0%	0 0%	0 0%				0 0%	0 0%	0 0%	1 16%	0 0%				1 4%
Biggest lead	9	3	6	5					0	3	0	1				
Handedness/Grip	Left/								Right/							

Game Progress

1	GUO Yue (CHN)	0	*1	3	*5	6	*8	10	11			
	LAU Sui Fei (HKG)	*0	1	*1	1	*2	2	*2	2			
2	GUO Yue (CHN)	*0	1	*1	2	*3	5	*7	7	*9	10	11
	LAU Sui Fei (HKG)	0	*1	3	*4	5	*5	5	*7	7	*8	8
3	GUO Yue (CHN)	0	*2	3	*5	7	*8	9	*10	10	11	
	LAU Sui Fei (HKG)	*0	0	*1	1	*1	2	*3	4	*6	6	
4	GUO Yue (CHN)	*0	1	*2	3	*5	6	*7	9	*10	11	
	LAU Sui Fei (HKG)	0	*1	2	*3	3	*4	5	*5	6	6	

Legend:

*** Denotes server.

WS Women's Singles



MATCH RESULTS

单打比赛成绩 / RESULTAT DU MATCH

ZHANG Yining (CHN) 4-1 FUKUHARA Ai (JPN)

Game Summary		Match	Game 1	Game 2	Game 3	Game 4	Game 5	Game 6	Game 7
ZHANG Yining	CHN	4	11	11	11	9	11		
FUKUHARA Ai	JPN	1	5	2	5	11	8		
Duration		32min	5min	3min	4min	6min	5min		

Match No.: WS63 Table: 1

Umpires: ISAACS Moegemad (RSA) LAU Pub Taai (SIN)

Game Statistics	ZHANG Yining (CHN)								FUKUHARA Ai (JPN)							
	Game							Match	Game							Match
	1	2	3	4	5	6	7		1	2	3	4	5	6	7	
Points won	11	11	11	9	11			53	5	2	5	11	8			31
Service %	2	1	2	1	3			9	1	1	1	1	1			5
Third Ball %	18%	9%	18%	11%	27%			16%	20%	50%	20%	9%	12%			16%
Attacking %	1	0	0	2	0			3	0	0	0	1	1			2
Defending %	9%	0%	0%	22%	0%			5%	0%	0%	0%	9%	12%			6%
Counterattacking %	3	3	4	1	3			14	3	0	3	4	2			12
Other %	27%	27%	36%	11%	27%			26%	60%	0%	60%	36%	25%			38%
Biggest lead	4	6	4	2	5			21	0	0	0	4	2			6
Handedness/Grip	36%	54%	36%	22%	45%			39%	0%	0%	0%	36%	25%			19%
	1	1	1	3	0			6	1	0	1	1	2			5
	9%	9%	9%	33%	0%			11%	20%	0%	20%	9%	25%			16%
	0	0	0	0	0			0	0	1	0	0	0			1
	0%	0%	0%	0%	0%			0%	0%	50%	0%	0%	0%			3%
	6	9	7	2	4				1	0	1	3	1			
	Right/								Right/							

Game Progress

1	ZHANG Yining (CHN)	0	*1	2	*4	6	*7	8	*10	11
	FUKUHARA Ai (JPN)	*0	1	*2	2	*2	3	*4	4	5
2	ZHANG Yining (CHN)	*0	2	*4	6	*8	9	*10	11	
	FUKUHARA Ai (JPN)	0	*0	0	*0	0	*1	2	2	
3	ZHANG Yining (CHN)	0	*1	3	*5	6	*7	9	*10	11
	FUKUHARA Ai (JPN)	*0	1	*1	1	*2	3	*3	4	5
4	ZHANG Yining (CHN)	*0	2	*3	4	*4	5	*5	6	*7
	FUKUHARA Ai (JPN)	0	*0	1	*2	4	*5	7	*8	9
5	ZHANG Yining (CHN)	0	*1	2	*3	5	*6	8	*8	9
	FUKUHARA Ai (JPN)	*0	1	*2	3	*3	4	*4	6	*7

Legend:

** Denotes server.

WS Women's Singles



MATCH RESULTS

单打比赛成绩 / RÉSULTAT DU MATCH

FENG Tianwei (SIN) 4-1 LI Jie (NED)

Game Summary		Match	Game 1	Game 2	Game 3	Game 4	Game 5	Game 6	Game 7
FENG Tianwei	SIN	4	7	13	11	11	11		
LI Jie	NED	1	11	11	7	5	4		
Duration		43min	6min	9min	7min	5min	5min		

Match No.: WS64 Table: 3

Umpires: ABASCIA Andrea (ITA) LIU Jingli (CHN)

Game Statistics	FENG Tianwei (SIN)								Match	LI Jie (NED)								Match
	Game							Match		Game							Match	
	1	2	3	4	5	6	7			1	2	3	4	5	6	7		
Points won	7	13	11	11	11				53	11	11	7	5	4				38
Service %	14%	7%	0%	0%	27%				9%	0%	18%	0%	0%	0%				5%
Third Ball %	14%	0%	0%	0%	0%				1%	18%	0%	0%	0%	0%				5%
Attacking %	71%	84%	90%	54%	63%				73%	36%	18%	42%	20%	0%				26%
Defending %	0%	0%	9%	27%	9%				9%	36%	63%	57%	80%	100%				60%
Counterattacking %	0%	7%	0%	0%	0%				1%	9%	0%	0%	0%	0%				2%
Other %	0%	0%	0%	18%	0%				3%	0%	0%	0%	0%	0%				0%
Biggest lead	1	2	6	6	7					4	1	0	1	0				
Handedness/Grip	Right/									Right/								

Game Progress

1	FENG Tianwei (SIN)	0	*0	1	*2	4	*5	6	*6	7	7					
	LI Jie (NED)	*0	2	*3	4	*4	5	*6	8	*9	11					
2	FENG Tianwei (SIN)	*0	1	*2	4	*4	5	*6	7	*8	9	*10	11	*11	12	13
	LI Jie (NED)	0	*1	2	*2	4	*5	6	*7	8	*9	10	*10	11	*11	11
3	FENG Tianwei (SIN)	0	*2	2	*4	6	*8	9	*10	10	11					
	LI Jie (NED)	*0	0	*2	2	*2	2	*3	4	*6	7					
4	FENG Tianwei (SIN)	*0	1	*2	4	*6	7	*9	9	11						
	LI Jie (NED)	0	*1	2	*2	2	*3	3	*5	5						
5	FENG Tianwei (SIN)	0	*1	3	*4	4	*6	8	*10	11						
	LI Jie (NED)	*0	1	*1	2	*4	4	*4	4	4						

Legend:

** Denotes server.

WS Women's Singles



MATCH RESULTS

单打比赛成绩 / RÉSULTAT DU MATCH

WANG Chen (USA) 4-3 KIM Kyung Ah (KOR)

Game Summary		Match	Game 1	Game 2	Game 3	Game 4	Game 5	Game 6	Game 7
WANG Chen	USA	4	11	9	11	10	6	11	11
KIM Kyung Ah	KOR	3	9	11	8	12	11	9	5
Duration		1h 15min	8min	9min	8min	10min	7min	11min	6min

Match No.: WS65 Table: 2

Umpires: SETA Yukito (JPN) HUBERTY Sonja (LUX)

Game Statistics	WANG Chen (USA)								KIM Kyung Ah (KOR)							
	Game							Match	Game							Match
	1	2	3	4	5	6	7		1	2	3	4	5	6	7	
Points won	11	9	12	10	6	11	11	70	9	11	8	12	11	9	5	65
Service %	0	0	1	1	2	0	1	5	0	2	1	1	1	0	1	6
	0%	0%	8%	10%	33%	0%	9%	7%	0%	18%	12%	8%	9%	0%	20%	9%
Third Ball %	4	1	1	1	0	2	1	10	0	0	1	0	0	2	0	3
	36%	11%	8%	10%	0%	18%	9%	14%	0%	0%	12%	0%	0%	22%	0%	4%
Attacking %	5	4	8	3	1	4	6	31	8	7	5	6	7	4	0	37
	45%	44%	66%	30%	16%	36%	54%	44%	88%	63%	62%	50%	63%	44%	0%	56%
Defending %	1	4	1	3	2	1	3	15	0	2	1	5	3	3	3	17
	9%	44%	8%	30%	33%	9%	27%	21%	0%	18%	12%	41%	27%	33%	60%	26%
Counterattacking %	1	0	1	2	1	3	0	8	1	0	0	0	0	0	1	2
	9%	0%	8%	20%	16%	27%	0%	11%	11%	0%	0%	0%	0%	20%	3%	
Other %	0	0	0	0	0	1	0	1	0	0	0	0	0	0	0	0
	0%	0%	0%	0%	0%	9%	0%	1%	0%	0%	0%	0%	0%	0%	0%	0%
Biggest lead	3	6	3	1	0	4	6		0	2	4	3	6	0	1	
Handedness/Grip	Right/								Right/							

Game Progress

1	WANG Chen (USA)	0	*1	3	*4	5	*6	7	*7	9	*10	11		
	KIM Kyung Ah (KOR)	*0	1	*1	2	*3	4	*5	7	*7	8	9		
2	WANG Chen (USA)	*0	2	*3	4	*6	8	*8	8	*8	9	9		
	KIM Kyung Ah (KOR)	0	*0	1	*2	2	*2	4	*6	8	*9	11		
3	WANG Chen (USA)	0	*0	1	*1	3	*3	5	*6	8	*10	11		
	KIM Kyung Ah (KOR)	*0	2	*3	5	*5	7	*7	8	*8	8	8		
4	WANG Chen (USA)	*0	0	*1	2	*4	5	*5	7	*8	9	*10	10	10
	KIM Kyung Ah (KOR)	0	*2	3	*4	4	*5	7	*7	8	*9	10	*11	12
5	WANG Chen (USA)	0	*0	1	*1	2	*3	3	*5	6	6	6		
	KIM Kyung Ah (KOR)	*0	2	*3	5	*6	7	*9	9	*10	11	11		
6	WANG Chen (USA)	*0	2	*3	5	*5	6	*7	8	*9	10	11		
	KIM Kyung Ah (KOR)	0	*0	1	*1	3	*4	5	*6	7	*8	9		
7	WANG Chen (USA)	0	*1	3	*5	5	*7	9	*9	11	11			
	KIM Kyung Ah (KOR)	*0	1	*1	1	*3	3	*3	5	5				

Legend:

** Denotes server.

WS Women's Singles



MATCH RESULTS

单打比赛成绩 / RÉSULTAT DU MATCH

LI Jia Wei (SIN) 4-3 LIN Ling (HKG)

Game Summary		Match	Game 1	Game 2	Game 3	Game 4	Game 5	Game 6	Game 7
LI Jia Wei	SIN	4	4	14	10	11	5	11	13
LIN Ling	HKG	3	11	12	12	8	11	9	11
Duration		1h 02min	3min	9min	7min	6min	4min	7min	10min

Match No.: WS66 Table: 4

Umpires: WULZ Wolfgang (AUT) KOMERICKI Damir (CRO)

Game Statistics	LI Jia Wei (SIN)								LIN Ling (HKG)							
	Game							Match	Game							Match
	1	2	3	4	5	6	7		1	2	3	4	5	6	7	
Points won	4	14	10	11	5	11	13	68	11	12	12	8	11	9	11	74
Service %	0	1	1	0	1	1	1	5	1	0	1	1	0	1	1	5
	0%	7%	10%	0%	20%	9%	7%	7%	9%	0%	8%	12%	0%	11%	9%	6%
Third Ball %	0	0	0	1	1	0	0	2	2	2	1	1	0	1	0	7
	0%	0%	0%	9%	20%	0%	0%	2%	18%	16%	8%	12%	0%	11%	0%	9%
Attacking %	1	6	4	5	1	3	6	26	2	5	3	5	3	5	3	26
	25%	42%	40%	45%	20%	27%	46%	38%	18%	41%	25%	62%	27%	55%	27%	35%
Defending %	1	7	3	5	2	6	5	29	6	2	6	1	8	2	6	31
	25%	50%	30%	45%	40%	54%	38%	42%	54%	16%	50%	12%	72%	22%	54%	41%
Counterattacking %	2	0	2	0	0	1	1	6	0	3	1	0	0	0	1	5
	50%	0%	20%	0%	0%	9%	7%	8%	0%	25%	8%	0%	0%	0%	9%	6%
Other %	0	0	0	0	0	0	0	0	0	0	0	0	0	0	0	0
	0%	0%	0%	0%	0%	0%	0%	0%	0%	0%	0%	0%	0%	0%	0%	0%
Biggest lead	0	2	3	3	1	5	2		7	3	2	2	6	1	2	
Handedness/Grip	Right/								Right/							

Game Progress

1	LI Jia Wei (SIN)	*0	0	*1	2	*3	3	*3	4	4								
	LIN Ling (HKG)	0	*2	3	*4	5	*7	9	*10	11								
2	LI Jia Wei (SIN)	0	*1	2	*2	3	*4	5	*7	8	*9	10	*10	11	*11	12	*13	14
	LIN Ling (HKG)	*0	1	*2	4	*5	6	*7	7	*8	9	*10	11	*11	12	*12	12	12
3	LI Jia Wei (SIN)	*0	1	*3	4	*4	6	*6	7	*7	9	*10	10	10	10	10	10	
	LIN Ling (HKG)	0	*1	1	*2	4	*4	6	*7	9	*9	10	*11	11	11	11	11	
4	LI Jia Wei (SIN)	0	*1	1	*2	4	*5	6	*8	9	*10	11	11	11	11	11	11	
	LIN Ling (HKG)	*0	1	*3	4	*4	5	*6	6	*7	8	8	8	8	8	8	8	
5	LI Jia Wei (SIN)	*0	1	*1	1	*3	4	*4	4	4	4	4	4	4	4	4	4	
	LIN Ling (HKG)	0	*1	3	*5	5	*6	8	*10	11	11	11	11	11	11	11	11	
6	LI Jia Wei (SIN)	0	*2	3	*5	6	*6	7	*7	8	*9	11	11	11	11	11	11	
	LIN Ling (HKG)	*0	0	*1	1	*2	4	*5	7	*8	9	9	9	9	9	9	9	
7	LI Jia Wei (SIN)	*0	1	*1	3	*4	5	*7	8	*9	10	*10	10	*11	12	13	13	
	LIN Ling (HKG)	0	*1	3	*3	4	*5	5	*6	7	*8	10	*11	11	*11	11	11	

Legend:

** Denotes server.

WS Women's Singles



MATCH RESULTS

单打比赛成绩 / RESULTAT DU MATCH

WANG Nan (CHN) 4-2 PARK Mi Young (KOR)

Game Summary		Match	Game 1	Game 2	Game 3	Game 4	Game 5	Game 6	Game 7
WANG Nan	CHN	4	11	11	9	11	11	11	
PARK Mi Young	KOR	2	7	7	11	6	13	5	
Duration		58min	7min	7min	8min	7min	11min	7min	

Match No.: WS67 Table: 2

Umpires: BERGFELDT Rebecca (SWE)ROBERTS Averil (NZL)

Game Statistics	WANG Nan (CHN)							Match	PARK Mi Young (KOR)							Match
	Game								Game							
	1	2	3	4	5	6	7		1	2	3	4	5	6	7	
Points won	11	11	9	11	11	11		64	7	7	11	6	13	5		49
Service %	0	0	0	0	1	0		1	14%	0	27%	0	7%	0		5
Third Ball %	3	3	2	2	1	1		12	0	1	0	2	3	2		8
Attacking %	6	5	4	6	9	8		38	28%	3	2	1	2	1		11
Defending %	0	2	0	2	0	0		4	57%	4	3	6	3	7		25
Counterattacking %	2	1	3	1	0	2		9	0%	0	0	0	0	0		0
Other %	0	0	0	0	0	0		0	0%	0	0	0	0	0		0
Biggest lead	5	4	1	7	1	6			1	0	3	2	2	2		
Handedness/Grip	Left/								Right/							

Game Progress

1	WANG Nan (CHN)	*0	1	*3	4	*6	7	*8	8	*9	11					
	PARK Mi Young (KOR)	0	*1	1	*2	2	*3	4	*6	7	7					
2	WANG Nan (CHN)	0	*2	3	*5	5	*5	7	*7	9	11					
	PARK Mi Young (KOR)	*0	0	*1	1	*3	5	*5	7	*7	7					
3	WANG Nan (CHN)	*0	1	*2	3	*4	5	*5	6	*7	8	9				
	PARK Mi Young (KOR)	0	*1	2	*3	4	*5	7	*8	9	*10	11				
4	WANG Nan (CHN)	0	*0	2	*4	6	*7	9	*10	10	11					
	PARK Mi Young (KOR)	*0	2	*2	2	*2	3	*3	4	*6	6					
5	WANG Nan (CHN)	*0	0	*1	3	*3	5	*6	7	*7	9	*10	11	*11	11	11
	PARK Mi Young (KOR)	0	*2	3	*3	5	*5	6	*7	9	*9	10	*10	11	*12	13
6	WANG Nan (CHN)	0	*0	2	*4	5	*7	8	*9	11						
	PARK Mi Young (KOR)	*0	2	*2	2	*3	3	*4	5	5						

Legend:

*** Denotes server.

WS Women's Singles



MATCH RESULTS

单打比赛成绩 / RESULTAT DU MATCH

TIE Yana (HKG) 4-3 LI Qiangbing (AUT)

Game Summary		Match	Game 1	Game 2	Game 3	Game 4	Game 5	Game 6	Game 7
TIE Yana	HKG	4	11	9	2	11	11	8	11
LI Qiangbing	AUT	3	9	11	11	2	9	11	3
Duration		37min	4min	5min	3min	3min	5min	5min	3min

Match No.: WS68 Table: 3

Umpires: ALAMRI Hassan (QAT) ABASCIA Andrea (ITA)

Game Statistics	TIE Yana (HKG)								LI Qiangbing (AUT)								
	Game							Match	Game							Match	
	1	2	3	4	5	6	7		1	2	3	4	5	6	7		
Points won	11	9	2	11	11	8	11	63	9	11	11	2	9	11	3	56	
Service %	5	0	1	2	0	0	0	8	2	3	0	0	1	1	0	7	
Third Ball %	45%	0%	50%	18%	0%	0%	0%	12%	22%	27%	0%	0%	11%	9%	0%	12%	
Attacking %	1	1	0	2	3	2	2	11	0	4	1	0	1	2	0	8	
Defending %	9%	11%	0%	18%	27%	25%	18%	17%	0%	36%	9%	0%	11%	18%	0%	14%	
Counterattacking %	3	6	0	4	7	4	4	28	6	1	6	2	5	6	3	29	
Other %	27%	66%	0%	36%	63%	50%	36%	44%	66%	9%	54%	100%	55%	54%	100%	51%	
Biggest lead	2	2	1	3	1	2	5	16	1	3	4	0	2	2	0	12	
Handedness/Grip	18%	22%	50%	27%	9%	25%	45%	25%	11%	27%	36%	0%	22%	18%	0%	21%	
	0	0	0	0	0	0	0	0	0	0	0	0	0	0	0	0	
	0%	0%	0%	0%	0%	0%	0%	0%	0%	0%	0%	0%	0%	0%	0%	0%	
	0	0	0	0	0	0	0	0	0	0	0	0	0	0	0	0	
	0%	0%	0%	0%	0%	0%	0%	0%	0%	0%	0%	0%	0%	0%	0%	0%	
	3	2	0	9	2	3	8		2	2	9	0	3	4	0		
	Right/									Right/							

Game Progress

1	TIE Yana (HKG)	0	*0	2	*3	4	*5	6	*7	9	*10	11
	LI Qiangbing (AUT)	*0	2	*2	3	*4	5	*6	7	*7	8	9
2	TIE Yana (HKG)	*0	2	*2	3	*4	6	*7	7	*7	8	9
	LI Qiangbing (AUT)	0	*0	2	*3	4	*4	5	*7	9	*10	11
3	TIE Yana (HKG)	0	*0	1	*2	2	*2	2	2	2	2	2
	LI Qiangbing (AUT)	*0	2	*3	4	*6	8	*10	11			
4	TIE Yana (HKG)	*0	2	*3	5	*7	9	*10	11			
	LI Qiangbing (AUT)	0	*0	1	*1	1	*1	2	2			
5	TIE Yana (HKG)	0	*1	2	*2	3	*4	5	*7	8	*10	11
	LI Qiangbing (AUT)	*0	1	*2	4	*5	6	*7	7	*8	8	9
6	TIE Yana (HKG)	*0	1	*2	3	*5	6	*6	6	*6	8	8
	LI Qiangbing (AUT)	0	*1	2	*3	3	*4	6	*8	10	*10	11
7	TIE Yana (HKG)	0	*2	4	*5	6	*8	10	11			
	LI Qiangbing (AUT)	*0	0	*0	1	*2	2	*2	3			

Legend:

** Denotes server.

WS Women's Singles



MATCH RESULTS

单打比赛成绩 / RESULTAT DU MATCH

WU Xue (DOM) 4-3 GAO Jun (USA)

Game Summary		Match	Game 1	Game 2	Game 3	Game 4	Game 5	Game 6	Game 7
WU Xue	DOM	4	12	11	6	11	8	12	11
GAO Jun	USA	3	10	8	11	3	11	14	9
Duration		57min	7min	5min	5min	4min	6min	9min	8min

Match No.: WS69 Table: 4

Umpires: MUGWANYA Ronald (UGA) XU Yumei (CHN)

Game Statistics	WU Xue (DOM)								GAO Jun (USA)							
	Game							Match	Game							Match
	1	2	3	4	5	6	7		1	2	3	4	5	6	7	
Points won	12	11	6	11	8	12	11	71	10	8	11	3	11	14	9	66
Service %	2 16%	3 27%	1 16%	2 18%	1 12%	1 8%	0 0%	10 14%	1 10%	1 12%	1 9%	0 0%	0 0%	1 7%	1 11%	5 7%
Third Ball %	0 0%	0 0%	1 16%	0 0%	0 0%	0 0%	0 0%	1 1%	0 0%	1 12%	0 0%	0 0%	0 0%	0 0%	0 0%	1 1%
Attacking %	3 25%	3 27%	2 33%	3 27%	4 50%	5 41%	4 36%	24 33%	3 30%	1 12%	4 36%	0 0%	6 54%	7 50%	5 55%	26 39%
Defending %	6 50%	5 45%	2 33%	5 45%	3 37%	6 50%	6 54%	33 46%	4 40%	4 50%	5 45%	2 66%	5 45%	6 42%	2 22%	28 42%
Counterattacking %	0 0%	0 0%	0 0%	1 9%	0 0%	0 0%	1 9%	2 2%	2 20%	1 12%	1 9%	1 33%	0 0%	0 0%	1 11%	6 9%
Other %	1 8%	0 0%	0 0%	0 0%	0 0%	0 0%	0 0%	1 1%	0 0%	0 0%	0 0%	0 0%	0 0%	0 0%	0 0%	0 0%
Biggest lead	2	3	0	8	1	5	4		5	2	5	0	5	2	0	
Handedness/Grip	/								Right/							

Game Progress

1	WU Xue (DOM)	*0	1	*2	2	*2	3	*5	7	*7	8	*10	11	12				
	GAO Jun (USA)	0	*1	2	*4	6	*7	7	*7	9	*10	10	*10	10				
2	WU Xue (DOM)	0	*1	2	*2	4	*5	7	*8	9	*10	11						
	GAO Jun (USA)	*0	1	*2	4	*4	5	*5	6	*7	8	8						
3	WU Xue (DOM)	*0	0	*0	1	*2	3	*4	5	*6	6							
	GAO Jun (USA)	0	*2	4	*5	6	*7	8	*9	10	11							
4	WU Xue (DOM)	0	*2	3	*4	5	*7	9	11									
	GAO Jun (USA)	*0	0	*1	2	*3	3	*3	3									
5	WU Xue (DOM)	*0	1	*1	3	*3	3	*4	6	*7	8	8						
	GAO Jun (USA)	0	*1	3	*3	5	*7	8	*8	9	*10	11						
6	WU Xue (DOM)	0	*1	3	*5	6	*7	8	*8	8	*9	10	*11	11	*12	12	*12	12
	GAO Jun (USA)	*0	1	*1	1	*2	3	*4	6	*8	9	*10	10	*11	11	*12	13	14
7	WU Xue (DOM)	*0	1	*3	5	*5	6	*7	8	*8	9	11						
	GAO Jun (USA)	0	*1	1	*1	3	*4	5	*6	8	*9	9						

Legend:

** Denotes server.

WS Women's Singles



MATCH RESULTS

单打比赛成绩 / RESULTAT DU MATCH

GUO Yue (CHN) 4-0 LI Jiao (NED)

Game Summary		Match	Game 1	Game 2	Game 3	Game 4	Game 5	Game 6	Game 7
GUO Yue	CHN	4	11	11	11	13			
LI Jiao	NED	0	2	6	3	11			
Duration		25min	3min	5min	3min	7min			

Match No.: WS70 Table: 1

Umpires: DEMARIO Leonor (BRA) YICK Joseph (USA)

Game Statistics	GUO Yue (CHN)								LI Jiao (NED)							
	Game							Match	Game							Match
	1	2	3	4	5	6	7		1	2	3	4	5	6	7	
Points won	11	11	11	13				46	2	6	3	11				22
Service %	1 9%	0 0%	1 9%	1 7%				3 6%	0 0%	0 0%	0 0%	0 0%				0 0%
Third Ball %	1 9%	4 36%	0 0%	1 7%				6 13%	0 0%	0 0%	1 33%	2 18%				3 13%
Attacking %	2 18%	1 9%	2 18%	6 46%				11 23%	2 100%	1 16%	2 66%	6 54%				11 50%
Defending %	6 54%	5 45%	5 45%	4 30%				20 43%	0 0%	5 83%	0 0%	3 27%				8 36%
Counterattacking %	0 0%	1 9%	2 18%	1 7%				4 8%	0 0%	0 0%	0 0%	0 0%				0 0%
Other %	1 9%	0 0%	1 9%	0 0%				2 4%	0 0%	0 0%	0 0%	0 0%				0 0%
Biggest lead	9	5	8	6					0	2	0	1				
Handedness/Grip	Left/								/							

Game Progress

1	GUO Yue (CHN)	0	*2	4	*6	6	*8	10	11								
	LI Jiao (NED)	*0	0	*0	0	*2	2	*2	2								
2	GUO Yue (CHN)	*0	0	*2	3	*4	5	*7	8	*10	11						
	LI Jiao (NED)	0	*2	2	*3	4	*5	5	*6	6	6						
3	GUO Yue (CHN)	0	*2	3	*5	6	*8	10	11								
	LI Jiao (NED)	*0	0	*1	1	*2	2	*2	3								
4	GUO Yue (CHN)	*0	1	*3	5	*7	7	*7	7	*8	9	*10	11	*11	12	13	
	LI Jiao (NED)	0	*1	1	*1	1	*3	5	*7	8	*9	10	*10	11	*11	11	

Legend:

** Denotes server.

WS Women's Singles



MATCH RESULTS

单打比赛成绩 / RÉSULTAT DU MATCH

ZHANG Yining (CHN) 4-1 FENG Tianwei (SIN)

Game Summary		Match	Game 1	Game 2	Game 3	Game 4	Game 5	Game 6	Game 7
ZHANG Yining	CHN	4	13	12	14	12	13		
FENG Tianwei	SIN	1	11	14	12	10	11		
Duration		1h 00min	8min	10min	11min	8min	9min		

Match No.: WS71 Table: 1

Umpires: SWEID Sameer (SYR) SANGSRIROJANA Prut (THA)

Game Statistics	ZHANG Yining (CHN)							Match	FENG Tianwei (SIN)							Match
	Game								Game							
	1	2	3	4	5	6	7		1	2	3	4	5	6	7	
Points won	13	12	14	12	13			64	11	14	12	10	11			58
Service %	1 7%	0 0%	2 14%	2 16%	1 7%			6 9%	0 0%	2 14%	1 8%	1 10%	1 9%			5 8%
Third Ball %	4 30%	1 8%	1 7%	0 0%	0 0%			6 9%	0 0%	0 0%	1 8%	1 10%	0 0%			2 3%
Attacking %	2 15%	4 33%	5 35%	6 50%	5 38%			22 34%	4 36%	2 14%	4 33%	2 20%	3 27%			15 25%
Defending %	3 23%	2 16%	3 21%	2 16%	2 15%			12 18%	2 18%	7 50%	4 33%	5 50%	4 36%			22 37%
Counterattacking %	3 23%	5 41%	3 21%	2 16%	5 38%			18 28%	5 45%	3 21%	2 16%	1 10%	3 27%			14 24%
Other %	0 0%	0 0%	0 0%	0 0%	0 0%			0 0%	0 0%	0 0%	0 0%	0 0%	0 0%			0 0%
Biggest lead	3	3	3	4	2				1	2	2	0	2			
Handedness/Grip	Right/								Right/							

Game Progress

1	ZHANG Yining (CHN)	*0	2	*3	3	*4	6	*7	7	*8	9	*10	11	*11	12	13		
	FENG Tianwei (SIN)	0	*0	1	*3	4	*4	5	*7	8	*9	10	*10	11	*11	11		
2	ZHANG Yining (CHN)	0	*2	3	*4	4	*5	6	*7	8	*10	10	*11	11	*12	12	*12	12
	FENG Tianwei (SIN)	*0	0	*1	2	*4	5	*6	7	*8	8	*10	10	*11	11	*12	13	14
3	ZHANG Yining (CHN)	*0	2	*3	4	*5	5	*6	6	*8	8	*10	11	*11	12	*12	13	14
	FENG Tianwei (SIN)	0	*0	1	*2	3	*5	6	*8	8	*10	10	*10	11	*11	12	*12	12
4	ZHANG Yining (CHN)	0	*2	3	*4	6	*6	8	*8	10	*10	10	*11	12				
	FENG Tianwei (SIN)	*0	0	*1	2	*2	4	*4	6	*6	8	*10	10	10				10
5	ZHANG Yining (CHN)	*0	0	*2	3	*4	6	*6	7	*8	9	*10	11	*11	12	13		
	FENG Tianwei (SIN)	0	*2	2	*3	4	*4	6	*7	8	*9	10	*10	11	*11	11		

Legend:

** Denotes server.

WS Women's Singles



MATCH RESULTS

单打比赛成绩 / RESULTAT DU MATCH

LI Jia Wei (SIN) 4-1 WANG Chen (USA)

Game Summary		Match	Game 1	Game 2	Game 3	Game 4	Game 5	Game 6	Game 7
LI Jia Wei	SIN	4	15	11	12	13	11		
WANG Chen	USA	1	13	6	10	15	4		
Duration		52min	10min	5min	8min	11min	5min		

Match No.: WS72 Table: 2

Umpires: BOUDJEHEM Abdellah (ALG) DA SILVA Carlos (POR)

Game Statistics	LI Jia Wei (SIN)								Match	WANG Chen (USA)								Match
	Game							Match		Game							Match	
	1	2	3	4	5	6	7			1	2	3	4	5	6	7		
Points won	15	11	12	13	11				62	13	6	10	15	4				48
Service %	1 6%	0 0%	1 8%	1 7%	1 9%				4 6%	1 7%	2 33%	0 0%	1 6%	0 0%				4 8%
Third Ball %	2 13%	2 18%	2 16%	3 23%	1 9%				10 16%	3 23%	0 0%	2 20%	1 6%	0 0%				6 12%
Attacking %	6 40%	2 18%	7 58%	6 46%	6 54%				27 43%	4 30%	4 66%	4 40%	6 40%	2 50%				20 41%
Defending %	2 13%	5 45%	1 8%	2 15%	1 9%				11 17%	3 23%	0 0%	4 40%	7 46%	1 25%				15 31%
Counterattacking %	3 20%	1 9%	1 8%	1 7%	1 9%				7 11%	1 7%	0 0%	0 0%	0 0%	1 25%				2 4%
Other %	1 6%	1 9%	0 0%	0 0%	1 9%				3 4%	1 7%	0 0%	0 0%	0 0%	0 0%				1 2%
Biggest lead	4	5	2	6	7					1	0	5	2	1				
Handedness/Grip	Right/									Right/								

Game Progress

1	LI Jia Wei (SIN)	*0	2	*3	4	*5	6	*7	9	*9	10	*10	11	*11	11	*12	12	*13	14	15
	WANG Chen (USA)	0	*0	1	*2	3	*4	5	*5	7	*8	10	*10	11	*12	12	*13	13	*13	13
2	LI Jia Wei (SIN)	0	*2	3	*5	6	*7	8	*8	10	11									
	WANG Chen (USA)	*0	0	*1	1	*2	3	*4	6	*6	6									
3	LI Jia Wei (SIN)	*0	0	*0	1	*2	3	*4	5	*6	8	*10	11	12						
	WANG Chen (USA)	0	*2	4	*5	6	*7	8	*9	10	*10	10	*10	10						
4	LI Jia Wei (SIN)	0	*2	4	*4	5	*7	9	*9	9	*9	10	*10	11	*11	12	*12	13	*13	13
	WANG Chen (USA)	*0	0	*0	2	*3	3	*3	5	*7	9	*10	11	*11	12	*12	13	*13	14	15
5	LI Jia Wei (SIN)	*0	1	*2	4	*4	6	*8	10	11										
	WANG Chen (USA)	0	*1	2	*2	4	*4	4	*4	4										

Legend:

*** Denotes server.

WS Women's Singles



MATCH RESULTS

单打比赛成绩 / RESULTAT DU MATCH

WANG Nan (CHN) 4-1 TIE Yana (HKG)

Game Summary		Match	Game 1	Game 2	Game 3	Game 4	Game 5	Game 6	Game 7
WANG Nan	CHN	4	11	11	11	11	11		
TIE Yana	HKG	1	5	4	13	2	4		
Duration		30min	4min	4min	8min	3min	4min		

Match No.: WS73 Table: 1

Umpires: DZIOBA Greg (CAN) GOMEZ Marco (VEN)

Game Statistics	WANG Nan (CHN)								TIE Yana (HKG)							
	Game							Match	Game							Match
	1	2	3	4	5	6	7		1	2	3	4	5	6	7	
Points won	11	11	11	11	11			55	5	4	13	2	4			28
Service %	1 9%	0 0%	2 18%	0 0%	0 0%			3 5%	0 0%	0 0%	0 0%	0 0%	0 0%			0 0%
Third Ball %	2 18%	2 18%	3 27%	1 9%	3 27%			11 20%	1 20%	0 0%	4 30%	0 0%	0 0%			5 17%
Attacking %	4 36%	3 27%	2 18%	1 9%	1 9%			11 20%	1 20%	1 25%	1 7%	1 50%	1 25%			5 17%
Defending %	3 27%	5 45%	2 18%	6 54%	4 36%			20 36%	2 40%	1 25%	1 7%	1 50%	3 75%			8 28%
Counterattacking %	1 9%	1 9%	2 18%	2 18%	3 27%			9 16%	1 20%	2 50%	7 53%	0 0%	0 0%			10 35%
Other %	0 0%	0 0%	0 0%	1 9%	0 0%			1 1%	0 0%	0 0%	0 0%	0 0%	0 0%			0 0%
Biggest lead	7	7	2	9	7				0	0	2	0	1			
Handedness/Grip	Left/								Right/							

Game Progress

1	WANG Nan (CHN)	*0	2	*2	4	*6	7	*9	10	11							
	TIE Yana (HKG)	0	*0	2	*2	2	*3	3	*4	5							
2	WANG Nan (CHN)	0	*2	3	*5	7	*8	8	*10	11							
	TIE Yana (HKG)	*0	0	*1	1	*1	2	*4	4	4							
3	WANG Nan (CHN)	*0	2	*2	3	*4	6	*6	6	*8	9	*10	11	*11	11	11	11
	TIE Yana (HKG)	0	*0	2	*3	4	*4	6	*8	8	*9	10	*10	11	*12	13	13
4	WANG Nan (CHN)	0	*2	4	*6	7	*9	10	11								
	TIE Yana (HKG)	*0	0	*0	0	*1	1	*2	2								
5	WANG Nan (CHN)	*0	1	*3	5	*7	7	*8	10	11							
	TIE Yana (HKG)	0	*1	1	*1	1	*3	4	*4	4							

Legend:

** Denotes server.

WS Women's Singles



MATCH RESULTS

单打比赛成绩 / RESULTAT DU MATCH

GUO Yue (CHN) 4-0 WU Xue (DOM)

Game Summary		Match	Game 1	Game 2	Game 3	Game 4	Game 5	Game 6	Game 7
GUO Yue	CHN	4	11	16	13	11			
WU Xue	DOM	0	5	14	11	5			
Duration		35min	4min	10min	8min	4min			

Match No.: WS74 Table: 2

Umpires: FEDOROVA Svetlana (RUS) KOMERICKI Damir (CRO)

Game Statistics	GUO Yue (CHN)								WU Xue (DOM)							
	Game							Match	Game							Match
	1	2	3	4	5	6	7		1	2	3	4	5	6	7	
Points won	11	16	13	11				51	5	14	11	5				35
Service %	1 9%	1 6%	1 7%	1 9%				4 7%	0 0%	2 14%	2 18%	0 0%				4 11%
Third Ball %	2 18%	1 6%	3 23%	1 9%				7 13%	0 0%	1 7%	1 9%	0 0%				2 5%
Attacking %	7 63%	9 56%	5 38%	7 63%				28 54%	2 40%	4 28%	4 36%	2 40%				12 34%
Defending %	1 9%	3 18%	3 23%	1 9%				8 15%	1 20%	6 42%	3 27%	3 60%				13 37%
Counterattacking %	0 0%	2 12%	1 7%	1 9%				4 7%	1 20%	1 7%	1 9%	0 0%				3 8%
Other %	0 0%	0 0%	0 0%	0 0%				0 0%	1 20%	0 0%	0 0%	0 0%				1 2%
Biggest lead	6	4	2	7					1	1	4	0				
Handedness/Grip	Left/								/							

Game Progress

1	GUO Yue (CHN)	0	*2	3	*3	4	*6	8	*9	11											
	WU Xue (DOM)	*0	0	*1	3	*4	4	*4	5	5											
2	GUO Yue (CHN)	*0	2	*4	4	*5	6	*6	7	*9	9	*10	11	*11	12	*12	12	*13	13	*14	15
	WU Xue (DOM)	0	*0	0	*2	3	*4	6	*7	7	*9	10	*10	11	*11	12	*13	13	*14	14	*14
2	GUO Yue (CHN)	16																			
	WU Xue (DOM)	14																			
3	GUO Yue (CHN)	0	*0	1	*3	3	*4	4	*6	8	*9	10	*10	11	*12	13					
	WU Xue (DOM)	*0	2	*3	3	*5	6	*8	8	*8	9	*10	11	*11	11	11					
4	GUO Yue (CHN)	*0	2	*3	5	*7	8	*9	10	11											
	WU Xue (DOM)	0	*0	1	*1	1	*2	3	*4	5											

Legend:

** Denotes server.

WS Women's Singles



MATCH RESULTS

单打比赛成绩 / RESULTAT DU MATCH

ZHANG Yining (CHN) 4-1 LI Jia Wei (SIN)

Game Summary		Match	Game 1	Game 2	Game 3	Game 4	Game 5	Game 6	Game 7
ZHANG Yining	CHN	4	9	11	12	11	11		
LI Jia Wei	SIN	1	11	8	10	8	5		
Duration		45min	7min	7min	8min	7min	5min		

Match No.: WS75 Table: 1

Umpires: SWEID Sameer (SYR) BOUDJEHEM Abdellah (ALG)

Game Statistics	ZHANG Yining (CHN)							Match	LI Jia Wei (SIN)							Match	
	Game								Match	Game							
	1	2	3	4	5	6	7			1	2	3	4	5	6		7
Points won	9	11	12	11	11			54	11	8	10	8	5			42	
Service %	11%	9%	8%	9%	18%			11%	18%	0%	10%	0%	20%			9%	
Third Ball %	22%	18%	25%	27%	0%			18%	9%	0%	20%	37%	0%			14%	
Attacking %	44%	54%	58%	54%	54%			53%	63%	87%	30%	37%	60%			54%	
Defending %	22%	18%	8%	9%	27%			16%	9%	12%	40%	25%	20%			21%	
Counterattacking %	0%	0%	0%	0%	0%			0%	0%	0%	0%	0%	0%			0%	
Other %	0%	0%	0%	0%	0%			0%	0%	0%	0%	0%	0%			0%	
Biggest lead	2	4	2	3	6			5	0	3	2	0					
Handedness/Grip	Right/								Right/								

Game Progress

1	ZHANG Yining (CHN)	*0	1	*2	3	*5	5	*5	5	*6	8	9		
	LI Jia Wei (SIN)	0	*1	2	*3	3	*5	7	*9	10	*10	11		
2	ZHANG Yining (CHN)	0	*2	3	*3	5	*7	7	*8	9	*10	11		
	LI Jia Wei (SIN)	*0	0	*1	3	*3	3	*5	6	*7	8	8		
3	ZHANG Yining (CHN)	*0	2	*2	2	*3	4	*6	8	*9	9	*10	11	12
	LI Jia Wei (SIN)	0	*0	2	*4	5	*6	6	*6	7	*9	10	*10	10
4	ZHANG Yining (CHN)	0	*0	2	*3	3	*5	6	*8	9	*10	11		
	LI Jia Wei (SIN)	*0	2	*2	3	*5	5	*6	6	*7	8	8		
5	ZHANG Yining (CHN)	*0	2	*3	4	*5	7	*8	10	11				
	LI Jia Wei (SIN)	0	*0	1	*2	3	*3	4	*4	5				

Legend:

** Denotes server.

WS Women's Singles



MATCH RESULTS

单打比赛成绩 / RESULTAT DU MATCH

WANG Nan (CHN) 4-2 GUO Yue (CHN)

Game Summary		Match	Game 1	Game 2	Game 3	Game 4	Game 5	Game 6	Game 7
WANG Nan	CHN	4	3	11	4	11	11	11	
GUO Yue	CHN	2	11	8	11	7	3	6	
Duration		46min	5min	7min	5min	7min	2min	4min	

Match No.: WS76 Table: 1

Umpires: XU Ying (CHN) ZHAO Ying (CHN)

Game Statistics	WANG Nan (CHN)							Match	GUO Yue (CHN)							Match	
	Game								Match	Game							
	1	2	3	4	5	6	7			1	2	3	4	5	6		7
Points won	3	11	4	11	11	11		51	11	8	11	7	3	6		46	
Service %	0	0	0	1	1	1		3	1	1	1	0	0	0		3	
Third Ball %	3	6	1	2	3	1		16	1	0	2	1	1	3		8	
Attacking %	0	4	3	4	4	5		20	4	5	7	5	2	3		26	
Defending %	0	0	0	4	2	4		10	4	0	1	1	0	0		6	
Counterattacking %	0	1	0	0	0	0		1	1	2	0	0	0	0		3	
Other %	0	0	0	0	1	0		1	0	0	0	0	0	0		0	
Biggest lead	0	3	0	4	8	5			8	0	7	2	0	1			
Handedness/Grip	Left/								Left/								

Game Progress

1	WANG Nan (CHN)	*0	0	*0	2	*2	2	*2	3			
	GUO Yue (CHN)	0	*2	4	*4	6	*8	10	11			
2	WANG Nan (CHN)	0	*1	3	*3	5	*6	7	*7	8	*10	11
	GUO Yue (CHN)	*0	1	*1	3	*3	4	*5	7	*8	8	8
3	WANG Nan (CHN)	*0	0	*1	2	*2	3	*4	4	4	4	4
	GUO Yue (CHN)	0	*2	3	*4	6	*7	8	*10	11		
4	WANG Nan (CHN)	0	*1	1	*3	5	*5	6	*8	9	11	
	GUO Yue (CHN)	*0	1	*3	3	*3	5	*6	6	*7	7	
5	WANG Nan (CHN)	*0	2	*3	5	*6	7	*9	11			
	GUO Yue (CHN)	0	*0	1	*1	2	*3	3	3	3	3	
6	WANG Nan (CHN)	0	*1	2	*4	5	*6	8	*9	10	11	
	GUO Yue (CHN)	*0	1	*2	2	*3	4	*4	5	*6	6	

Legend:

*** Denotes server.

WS Women's Singles



MATCH RESULTS

单打比赛成绩 / RESULTAT DU MATCH

GUO Yue (CHN) 4-2 LI Jia Wei (SIN)

Game Summary		Match	Game 1	Game 2	Game 3	Game 4	Game 5	Game 6	Game 7
GUO Yue	CHN	4	11	14	9	7	11	11	
LI Jia Wei	SIN	2	6	12	11	11	3	4	
Duration		53min	5min	10min	6min	6min	5min	6min	

Match No.: WS77 Table: 1

Umpires: ALAMRI Hassan (QAT) SETA Yukito (JPN)

Game Statistics	GUO Yue (CHN)							Match	LI Jia Wei (SIN)							Match
	Game								Game							
	1	2	3	4	5	6	7		1	2	3	4	5	6	7	
Points won	11	14	9	7	11	11		63	6	12	11	11	3	4		47
Service %	2	2	0	1	2	1		8	1	2	3	1	0	1		8
Third Ball %	18%	14%	0%	14%	18%	9%		12%	16%	16%	27%	9%	0%	25%		17%
Attacking %	4	3	3	0	3	0		13	1	1	3	1	0	0		6
Defending %	36%	21%	33%	0%	27%	0%		20%	16%	8%	27%	9%	0%	0%		12%
Counterattacking %	1	5	3	3	3	6		21	3	8	2	2	1	0		16
Other %	9%	35%	33%	42%	27%	54%		33%	50%	66%	18%	18%	33%	0%		34%
Biggest lead	2	3	1	3	1	2		12	1	1	2	5	2	2		13
Handedness/Grip	18%	21%	11%	42%	9%	18%		19%	16%	8%	18%	45%	66%	50%		27%
	2	1	2	0	2	2		9	0	0	1	2	0	1		4
	18%	7%	22%	0%	18%	18%		14%	0%	0%	9%	18%	0%	25%		8%
	0	0	0	0	0	0		0	0	0	0	0	0	0		0
	0%	0%	0%	0%	0%	0%		0%	0%	0%	0%	0%	0%	0%		0%
	6	2	5	0	8	7			0	3	2	5	0	1		
	Left/								Right/							

Game Progress

1	GUO Yue (CHN)	*0	2	*3	4	*6	7	*8	10	*10	11							
	LI Jia Wei (SIN)	0	*0	1	*2	2	*3	4	*4	6	6							
2	GUO Yue (CHN)	0	*0	1	*2	4	*5	5	*6	7	*9	10	*10	11	*11	12	*13	14
	LI Jia Wei (SIN)	*0	2	*3	4	*4	5	*7	8	*9	9	*10	11	*11	12	*12	12	12
3	GUO Yue (CHN)	*0	2	*3	5	*6	6	*6	7	*7	9	9						
	LI Jia Wei (SIN)	0	*0	1	*1	2	*4	6	*7	9	*9	11						
4	GUO Yue (CHN)	0	*0	1	*1	2	*3	4	*5	6	7							
	LI Jia Wei (SIN)	*0	2	*3	5	*6	7	*8	9	*10	11							
5	GUO Yue (CHN)	*0	2	*3	5	*7	8	*9	11	11								
	LI Jia Wei (SIN)	0	*0	1	*1	1	*2	3	3	3								
6	GUO Yue (CHN)	0	*1	2	*4	5	*7	8	*10	11	11							
	LI Jia Wei (SIN)	*0	1	*2	2	*3	3	*4	4	4	4							

Legend:

** Denotes server.

WS Women's Singles



MATCH RESULTS

单打比赛成绩 / RESULTAT DU MATCH

ZHANG Yining (CHN) 4-1 WANG Nan (CHN)

Game Summary		Match	Game 1	Game 2	Game 3	Game 4	Game 5	Game 6	Game 7
ZHANG Yining	CHN	4	8	13	11	11	11		
WANG Nan	CHN	1	11	11	8	8	3		
Duration		43min	6min	10min	7min	7min	4min		

Match No.: WS78 Table: 1

Umpires: XU Yumei (CHN)

LUO Jing (CHN)

Game Statistics	ZHANG Yining (CHN)								WANG Nan (CHN)							
	Game							Match	Game							Match
	1	2	3	4	5	6	7		1	2	3	4	5	6	7	
Points won	8	13	11	11	11			54	11	11	8	8	3			41
Service %	0	1	0	1	1			3	0	0	2	0	0			2
	0%	7%	0%	9%	9%			5%	0%	0%	25%	0%	0%			4%
Third Ball %	2	1	1	3	3			10	1	2	0	1	0			4
	25%	7%	9%	27%	27%			18%	9%	18%	0%	12%	0%			9%
Attacking %	2	5	5	5	3			20	7	3	4	6	1			21
	25%	38%	45%	45%	27%			37%	63%	27%	50%	75%	33%			51%
Defending %	1	4	3	1	1			10	1	0	0	1	1			3
	12%	30%	27%	9%	9%			18%	9%	0%	0%	12%	33%			7%
Counterattacking %	3	2	2	1	2			10	2	5	2	0	1			10
	37%	15%	18%	9%	18%			18%	18%	45%	25%	0%	33%			24%
Other %	0	0	0	0	1			1	0	1	0	0	0			1
	0%	0%	0%	0%	9%			1%	0%	9%	0%	0%	0%			2%
Biggest lead	0	2	3	4	8				4	4	3	3	0			
Handedness/Grip	Right/								Left/							

Game Progress

1	ZHANG Yining (CHN)	*0	0	*0	1	*3	3	*4	6	*7	8	8				
	WANG Nan (CHN)	0	*2	4	*5	5	*7	8	*8	9	*10	11				
2	ZHANG Yining (CHN)	0	*0	0	*2	3	*4	5	*7	8	*9	10	*10	11	*12	13
	WANG Nan (CHN)	*0	2	*4	4	*5	6	*7	7	*8	9	*10	11	*11	11	11
3	ZHANG Yining (CHN)	*0	1	*2	3	*3	4	*6	8	*9	10	11				
	WANG Nan (CHN)	0	*1	2	*3	5	*6	6	*6	7	*8	8				
4	ZHANG Yining (CHN)	0	*0	1	*2	4	*6	7	*9	10	*10	11				
	WANG Nan (CHN)	*0	2	*3	4	*4	4	*5	5	*6	8	8				
5	ZHANG Yining (CHN)	*0	1	*3	4	*6	8	*9	11							
	WANG Nan (CHN)	0	*1	1	*2	2	*2	3	3							

Legend:

** Denotes server.

WS Women's Singles



PLAYER STATISTICS As of 22 AUG 2008

选手技术统计 / STATISTIQUES DU JOUEUR WOMEN'S SINGLES

Players	NOC	Matches				Games				Match Duration																	
		Played	Won	Lost	%Won	Played	Won	Lost	%Won	All	Average																
NI Xia Lian Left	LUX	2	1	1	50%	10	5	5	50%	1h 03min	31min																
		Points Won				Points Lost																					
		Total	Service	3rd ball	Attack	Defend	CntAtt	Other	Total	Service	3rd ball	Attack	Defend	CntAtt	Other												
	%	%	%	%	%	%		%	%	%	%	%	%														
		95	11	11	22	23	24	25	24	25	11	11	3	3	89	9	10	11	12	33	37	15	16	15	16	6	6
SAMARA Elizabeta Left	ROU	2	1	1	50%	10	5	5	50%	55min	27min																
		Points Won				Points Lost																					
		Total	Service	3rd ball	Attack	Defend	CntAtt	Other	Total	Service	3rd ball	Attack	Defend	CntAtt	Other												
	%	%	%	%	%	%		%	%	%	%	%	%														
		94	9	9	15	15	54	57	15	15	0	0	1	1	75	6	8	5	6	14	18	49	65	1	1	0	0
ZHU Fang Right	ESP	2	1	1	50%	10	5	5	50%	1h 19min	39min																
		Points Won				Points Lost																					
		Total	Service	3rd ball	Attack	Defend	CntAtt	Other	Total	Service	3rd ball	Attack	Defend	CntAtt	Other												
	%	%	%	%	%	%		%	%	%	%	%	%														
		92	9	9	6	6	41	44	23	25	10	10	3	3	94	12	12	8	8	40	42	19	20	11	11	4	4
HUANG I-Hwa Right	TPE	2	1	1	50%	10	5	5	50%	1h 05min	32min																
		Points Won				Points Lost																					
		Total	Service	3rd ball	Attack	Defend	CntAtt	Other	Total	Service	3rd ball	Attack	Defend	CntAtt	Other												
	%	%	%	%	%	%		%	%	%	%	%	%														
		92	10	10	11	11	30	32	27	29	6	6	8	8	93	11	11	15	16	29	31	31	33	6	6	1	1
BOROS Tamara Right	CRO	2	1	1	50%	10	5	5	50%	1h 08min	34min																
		Points Won				Points Lost																					
		Total	Service	3rd ball	Attack	Defend	CntAtt	Other	Total	Service	3rd ball	Attack	Defend	CntAtt	Other												
	%	%	%	%	%	%		%	%	%	%	%	%														
		89	18	20	15	16	39	43	15	16	2	2	0	0	86	18	20	14	16	29	33	21	24	4	4	0	0
BAKULA Andrea Left	CRO	2	1	1	50%	9	5	4	55%	1h 04min	32min																
		Points Won				Points Lost																					
		Total	Service	3rd ball	Attack	Defend	CntAtt	Other	Total	Service	3rd ball	Attack	Defend	CntAtt	Other												
	%	%	%	%	%	%		%	%	%	%	%	%														
		87	11	12	6	6	38	43	27	31	4	4	1	1	81	10	12	6	7	33	40	22	27	4	4	6	7
YANG Fen Right	CGO	2	1	1	50%	11	5	6	45%	1h 06min	33min																
		Points Won				Points Lost																					
		Total	Service	3rd ball	Attack	Defend	CntAtt	Other	Total	Service	3rd ball	Attack	Defend	CntAtt	Other												
	%	%	%	%	%	%		%	%	%	%	%	%														
		86	14	16	20	23	27	31	22	25	2	2	1	1	105	19	18	21	20	49	46	15	14	0	0	1	0
FUKUHARA Ai Right	JPN	2	1	1	50%	10	5	5	50%	1h 03min	31min																
		Points Won				Points Lost																					
		Total	Service	3rd ball	Attack	Defend	CntAtt	Other	Total	Service	3rd ball	Attack	Defend	CntAtt	Other												
	%	%	%	%	%	%		%	%	%	%	%	%														
		84	16	19	3	3	44	52	15	17	5	5	1	1	90	11	12	3	3	42	46	27	30	6	6	1	1
PESOTSKA Margaryta Right	UKR	2	1	1	50%	9	5	4	55%	1h 01min	30min																
		Points Won				Points Lost																					
		Total	Service	3rd ball	Attack	Defend	CntAtt	Other	Total	Service	3rd ball	Attack	Defend	CntAtt	Other												
	%	%	%	%	%	%		%	%	%	%	%	%														
		83	7	8	9	10	53	63	6	7	5	6	3	3	79	11	13	7	8	33	41	19	24	6	7	3	3
PAN Li-Chun Right	TPE	2	1	1	50%	9	5	4	55%	41min	20min																
		Points Won				Points Lost																					
		Total	Service	3rd ball	Attack	Defend	CntAtt	Other	Total	Service	3rd ball	Attack	Defend	CntAtt	Other												
	%	%	%	%	%	%		%	%	%	%	%	%														
		82	7	8	5	6	38	46	25	30	3	3	4	4	64	12	18	4	6	26	40	21	32	0	0	1	1

Note:
 For the definition of the statistics refer to 'Competition Format and Rules' report

Legend:
Attack Attacking **CntAtt** CounterAttacking **Defend** Defending



PLAYER STATISTICS As of 22 AUG 2008

选手技术统计 / STATISTIQUES DU JOUEUR WOMEN'S SINGLES

Players	NOC	Matches				Games				Match Duration																	
		Played	Won	Lost	%Won	Played	Won	Lost	%Won	All	Average																
QIAN Lian	DOM	2	1	1	50%	9	5	4	55%	42min	21min																
		Points Won				Points Lost																					
		Total	Service	3rd ball	Attack	Defend	CntAtt	Other	Total	Service	3rd ball	Attack	Defend	CntAtt	Other												
		%	%	%	%	%		%	%	%	%	%	%	%													
		82	7	8	9	10	44	53	20	24	1	1	1	1	67	4	5	11	16	22	32	23	34	1	1	6	8
STEFANOVA Nikoleta	ITA	2	1	1	50%	9	5	4	55%	55min	27min																
		Points Won				Points Lost																					
		Total	Service	3rd ball	Attack	Defend	CntAtt	Other	Total	Service	3rd ball	Attack	Defend	CntAtt	Other												
		%	%	%	%	%		%	%	%	%	%	%	%													
		79	13	16	14	17	36	45	13	16	3	3	0	0	75	13	17	12	16	34	45	11	14	4	5	1	1
POTA Georgina	HUN	2	1	1	50%	11	4	7	36%	1h 14min	37min																
		Points Won				Points Lost																					
		Total	Service	3rd ball	Attack	Defend	CntAtt	Other	Total	Service	3rd ball	Attack	Defend	CntAtt	Other												
		%	%	%	%	%		%	%	%	%	%	%	%													
		91	16	17	11	12	33	36	29	31	0	0	2	2	109	11	10	18	16	57	52	21	19	2	1	0	0
RAMOS Fabiola	VEN	2	1	1	50%	9	4	5	44%	46min	23min																
		Points Won				Points Lost																					
		Total	Service	3rd ball	Attack	Defend	CntAtt	Other	Total	Service	3rd ball	Attack	Defend	CntAtt	Other												
		%	%	%	%	%		%	%	%	%	%	%	%													
		82	4	4	6	7	40	48	25	30	1	1	6	7	93	11	11	5	5	42	45	30	32	1	1	4	4
KOMWONG Nanthana	THA	2	1	1	50%	9	4	5	44%	55min	27min																
		Points Won				Points Lost																					
		Total	Service	3rd ball	Attack	Defend	CntAtt	Other	Total	Service	3rd ball	Attack	Defend	CntAtt	Other												
		%	%	%	%	%		%	%	%	%	%	%	%													
		82	7	8	14	17	29	35	24	29	3	3	5	6	82	11	13	14	17	28	34	25	30	4	4	0	0
LAU Sui Fei	HKG	2	1	1	50%	9	4	5	44%	56min	28min																
		Points Won				Points Lost																					
		Total	Service	3rd ball	Attack	Defend	CntAtt	Other	Total	Service	3rd ball	Attack	Defend	CntAtt	Other												
		%	%	%	%	%		%	%	%	%	%	%	%													
		75	9	12	1	1	31	41	32	42	1	1	1	1	73	5	6	8	10	31	42	26	35	3	4	0	0
LI Jiao	NED	2	1	1	50%	9	4	5	44%	1h 00min	30min																
		Points Won				Points Lost																					
		Total	Service	3rd ball	Attack	Defend	CntAtt	Other	Total	Service	3rd ball	Attack	Defend	CntAtt	Other												
		%	%	%	%	%		%	%	%	%	%	%	%													
		72	6	8	6	8	34	47	12	16	11	15	3	4	90	7	7	14	15	25	27	31	34	9	10	4	4
PAVLOVICH Viktoria	BLR	2	1	1	50%	9	4	5	44%	56min	28min																
		Points Won				Points Lost																					
		Total	Service	3rd ball	Attack	Defend	CntAtt	Other	Total	Service	3rd ball	Attack	Defend	CntAtt	Other												
		%	%	%	%	%		%	%	%	%	%	%	%													
		69	3	4	0	0	4	5	51	73	9	13	2	2	88	3	3	4	4	65	73	9	10	4	4	3	3
DANG Ye Seo	KOR	2	1	1	50%	9	4	5	44%	1h 00min	30min																
		Points Won				Points Lost																					
		Total	Service	3rd ball	Attack	Defend	CntAtt	Other	Total	Service	3rd ball	Attack	Defend	CntAtt	Other												
		%	%	%	%	%		%	%	%	%	%	%	%													
		68	8	11	11	16	24	35	18	26	4	5	3	4	73	11	15	9	12	34	46	13	17	3	4	3	4
ZHANG Mo	CAN	2	1	1	50%	8	4	4	50%	50min	25min																
		Points Won				Points Lost																					
		Total	Service	3rd ball	Attack	Defend	CntAtt	Other	Total	Service	3rd ball	Attack	Defend	CntAtt	Other												
		%	%	%	%	%		%	%	%	%	%	%	%													
		65	7	10	0	0	21	32	32	49	5	7	0	0	73	5	6	3	4	15	20	43	58	7	9	0	0

Note: For the definition of the statistics refer to 'Competition Format and Rules' report

Legend: Attack Attacking CntAtt CounterAttacking Defend Defending



TOURNAMENT STATISTICS As of 22 AUG 2008
 比赛技术统计 / STATISTIQUES DE LA COMPÉTITION
WOMEN'S SINGLES

Statistics	Preliminary Round	Round 1	Round 2	Round 3	Round 4	Quarter finals	Semi finals	Finals	Total
Number of matches	14	16	16	16	8	4	2	2	78
Number of games	61	83	87	77	48	19	11	11	397
Number of games won by 2 point difference	14	25	22	21	19	11	2	3	117
%	22%	30%	25%	27%	39%	57%	18%	27%	29%
Number of games won by 5 or more point diff.	32	37	41	33	19	8	5	4	179
%	52%	44%	47%	42%	39%	42%	45%	36%	45%
Total points scored	1085	1494	1568	1400	888	401	193	205	7234
per game	17.79	18.00	18.02	18.18	18.50	21.11	17.55	18.64	18.22
Service	152	139	189	140	81	30	16	21	768
per game	2.49	1.67	2.17	1.82	1.69	1.58	1.45	1.91	1.93
Third Ball	90	135	163	116	80	49	40	33	706
per game	1.48	1.63	1.87	1.51	1.67	2.58	3.64	3.00	1.78
Attacking	408	607	591	615	373	140	98	78	2910
per game	6.69	7.31	6.79	7.99	7.77	7.37	8.91	7.09	7.33
Defending	334	454	461	384	293	109	34	38	2107
per game	5.48	5.47	5.30	4.99	6.10	5.74	3.09	3.45	5.31
Counterattacking	58	123	128	116	55	67	4	33	584
per game	0.95	1.48	1.47	1.51	1.15	3.53	0.36	3.00	1.47
Other	41	36	36	29	7	6	1	2	158
per game	0.67	0.43	0.41	0.38	0.15	0.32	0.09	0.18	0.40
Total duration	5h44min	9h16min	10h40min	9h24min	6h33min	2h58min	1h31min	1h37min	47h47min
Avg. match duration	24min	34min	40min	35min	49min	44min	45min	48min	36min

Note:
 For the definition of the statistics refer to "Competition Format and Rules" report



TOURNAMENT STATISTICS As of 23 AUG 2008
 比赛技术统计 / STATISTIQUES DE LA COMPÉTITION
SINGLES TOTALS

Statistics	Preliminary Round	Round 1	Round 2	Round 3	Round 4	Quarter finals	Semi finals	Finals	Total
Number of matches	27	32	32	32	16	8	4	4	155
Number of games	132	174	182	163	90	37	22	20	820
Number of games won by 2 point difference	39	58	47	52	29	16	9	8	258
%	29%	33%	25%	31%	32%	43%	40%	40%	31%
Number of games won by 5 or more point diff.	53	70	75	61	38	13	7	7	324
%	40%	40%	41%	37%	42%	35%	31%	35%	39%
Total points scored	2416	3178	3298	3033	1627	737	402	373	15064
per game	18.30	18.26	18.12	18.61	18.08	19.92	18.27	18.65	18.37
Service	344	312	365	297	149	61	27	39	1594
per game	2.61	1.79	2.01	1.82	1.66	1.65	1.23	1.95	1.94
Third Ball	310	327	378	335	170	88	64	57	1729
per game	2.35	1.88	2.08	2.06	1.89	2.38	2.91	2.85	2.11
Attacking	940	1324	1324	1379	688	326	216	148	6345
per game	7.12	7.61	7.27	8.46	7.64	8.81	9.82	7.40	7.74
Defending	656	945	877	760	430	184	76	65	3993
per game	4.97	5.43	4.82	4.66	4.78	4.97	3.45	3.25	4.87
Counterattacking	107	202	280	214	157	69	16	59	1104
per game	0.81	1.16	1.54	1.31	1.74	1.86	0.73	2.95	1.35
Other	57	68	74	48	34	9	3	5	298
per game	0.43	0.39	0.41	0.29	0.38	0.24	0.14	0.25	0.36
Total duration	13h30min	19h47min	21h41min	20h12min	11h24min	5h08min	3h08min	2h58min	97h51min
Avg. match duration	30min	37min	40min	37min	42min	38min	47min	44min	37min

Note:
 For the definition of the statistics refer to "Competition Format and Rules" report



COMPETITION SUMMARY As of 18 AUG 2008
 成绩公报 / RÉSUMÉ DE LA COMPÉTITION

Group A

First Stage (Round Robin)

Rank	Team	Pts	Contests			Matches		Games		Points F:A	Team	CHN	AUT	GRE	AUS
			P	W	L	F	A	F	A						
1	CHN	6	3	3	0	9	0	27	5	336:240	CHN				
2	AUT	5	3	2	1	6	3	20	11	287:260	AUT	0:3 (1:3,0:3,1:3)		3:0 (3:0,3:1,3:0)	3:0 (3:0,3:1,3:0)
3	GRE	4	3	1	2	3	6	12	18	258:275	GRE	0:3 (0:3,1:3,1:3)	0:3 (0:3,1:3,0:3)		3:0 (3:0,3:0,3:0)
4	AUS	3	3	0	3	0	9	2	27	208:314	AUS	0:3 (0:3,1:3,0:3)	0:3 (0:3,0:3,1:3)	0:3 (0:3,0:3,0:3)	

Group B

Rank	Team	Pts	Contests			Matches		Games		Points F:A	Team	GER	CRO	SIN	CAN
			P	W	L	F	A	F	A						
1	GER	6	3	3	0	9	1	27	14	410:331	GER			3:0 (3:0,3:3,0:3,2)	3:0 (3:1,3:2,3:1)
2	CRO	5	3	2	1	6	4	24	15	404:360	CRO	0:3 (2:3,2:3,1:3)		3:1 (3:0,1:3,3:1,3:1)	3:0 (3:1,3:0,3:0)
3	SIN	4	3	1	2	5	6	19	23	372:401	SIN	1:3 (0:3,3:0,0:3,2:3)	1:3 (0:3,3:1,1:3,1:3)		3:0 (3:1,3:2,3:1)
4	CAN	3	3	0	3	0	9	9	27	274:368	CAN	0:3 (1:3,2:3,1:3)	0:3 (1:3,0:3,0:3)	0:3 (1:3,2:3,1:3)	

Group C

Rank	Team	Pts	Contests			Matches		Games		Points F:A	Team	KOR	TPE	SWE	BRA
			P	W	L	F	A	F	A						
1	KOR	6	3	3	0	9	2	28	15	434:345	KOR			3:0 (3:0,3:1,3:2)	3:1 (0:3,3:1,3:0,3:0)
2	TPE	5	3	2	1	7	6	28	23	497:459	TPE	1:3 (3:1,1:3,2:3,2:3)		3:2 (3:0,1:3,3:1,0:3,3:2)	3:1 (1:3,3:0,3:1,3:0)
3	SWE	4	3	1	2	5	6	21	21	373:405	SWE	0:3 (0:3,1:3,2:3)	2:3 (0:3,3:1,1:3,3:0,2:3)		3:0 (3:2,3:0,3:0)
4	BRA	3	3	0	3	2	9	10	28	305:400	BRA	1:3 (3:0,1:3,0:3,0:3)	1:3 (3:1,0:3,1:3,0:3)	0:3 (2:3,0:3,0:3)	

Group D

Rank	Team	Pts	Contests			Matches		Games		Points F:A	Team	JPN	HKG	NGR	RUS
			P	W	L	F	A	F	A						
1	JPN	6	3	3	0	9	0	27	8	368:290	JPN			3:0 (3:1,3:1,3:0)	3:0 (3:1,3:1,3:0)
2	HKG	5	3	2	1	6	4	23	21	428:397	HKG	0:3 (1:3,1:3,2:3)		3:0 (3:2,3:2,3:1)	3:1 (3:2,1:3,3:2,3:0)
3	NGR	4	3	1	2	3	8	17	29	388:462	NGR	0:3 (1:3,1:3,0:3)	0:3 (2:3,2:3,1:3)		3:2 (1:3,3:1,0:3,3:2,3:2)
4	RUS	3	3	0	3	3	9	20	29	441:476	RUS	0:3 (1:3,1:3,0:3)	1:3 (2:3,3:1,2:3,0:3)	2:3 (3:1,1:3,3:0,2:3,2:3)	

Final Stage:	Semifinals	Finals	Medals	Final Standings																																		
	CHN Contest 27 SAT 16 AUG KOR JPN Contest 28 SAT 16 AUG GER	CHN 3:0 (3:2,3:1,3:0) Gold Medal Contest 32 MON 18 AUG GER 3:2 (3:2,3:1,1:3,2:3,3:2)	CHN 3:0 (3:0,3:1,3:1) Gold GER Silver	<table border="1"> <thead> <tr> <th>Rk</th> <th>Team</th> </tr> </thead> <tbody> <tr><td>1</td><td>CHN</td></tr> <tr><td>2</td><td>GER</td></tr> <tr><td>3</td><td>KOR</td></tr> <tr><td>4</td><td>AUT</td></tr> <tr><td>5</td><td>HKG</td></tr> <tr><td>6</td><td>JPN</td></tr> <tr><td>7</td><td>CRO</td></tr> <tr><td>8</td><td>TPE</td></tr> <tr><td>9</td><td>AUS</td></tr> <tr><td>9</td><td>BRA</td></tr> <tr><td>9</td><td>CAN</td></tr> <tr><td>9</td><td>GRE</td></tr> <tr><td>9</td><td>NGR</td></tr> <tr><td>9</td><td>RUS</td></tr> <tr><td>9</td><td>SIN</td></tr> <tr><td>9</td><td>SWE</td></tr> </tbody> </table>	Rk	Team	1	CHN	2	GER	3	KOR	4	AUT	5	HKG	6	JPN	7	CRO	8	TPE	9	AUS	9	BRA	9	CAN	9	GRE	9	NGR	9	RUS	9	SIN	9	SWE
Rk	Team																																					
1	CHN																																					
2	GER																																					
3	KOR																																					
4	AUT																																					
5	HKG																																					
6	JPN																																					
7	CRO																																					
8	TPE																																					
9	AUS																																					
9	BRA																																					
9	CAN																																					
9	GRE																																					
9	NGR																																					
9	RUS																																					
9	SIN																																					
9	SWE																																					
	Round 1 Round 2 KOR Contest 29 SUN 17 AUG HKG Contest 25 FRI 15 AUG TPE AUT Contest 26 FRI 15 AUG CRO	KOR 3:1 (3:1,2:3,3:2,3:2) Bronze Medal Contest 31 MON 18 AUG AUT 3:1 (3:0,3:0,2:3,3:1) Contest 30 SUN 17 AUG JPN AUT 3:1 (0:3,3:0,3:2,3:1)	KOR 3:1 (3:1,1:3,3:0,3:0) Bronze																																			

Legend:
 A Against F For L Lost P Played
 Pts Team points Rk Rank W Won



DETAILED CONTEST RESULTS

团体比赛详细成绩 / RÉSULTATS DÉTAILLÉS DU CONCOURS

GREECE (GRE) 0-3 CHINA (CHN)

Contest No.: MT5

Table: 1

Umpires: DZIOBA Greg (CAN)

YICK Joseph (USA)

Match 1			Match	Game 1	Game 2	Game 3	Game 4	Game 5
A	GIONIS Panagiotis	GRE	0	5	5	3		
X	MA Lin	CHN	3	11	11	11		
Duration of Match 1			16min	4min	0min	1min		

Match 2			Match	Game 1	Game 2	Game 3	Game 4	Game 5
B	KREANGA Kalinikos	GRE	1	9	9	11	8	
Y	WANG Hao	CHN	3	11	11	8	11	
Duration of Match 2			29min	5min	5min	4min	5min	

Match 3			Match	Game 1	Game 2	Game 3	Game 4	Game 5
C/A	TSIOKAS/GIONIS	GRE	1	11	7	8	8	
Z/Y	WANG/WANG	CHN	3	9	11	11	11	
Duration of Match 3			27min	4min	3min	5min	5min	

Duration of Contest	1h 14min
---------------------	----------

Contest Statistics	GREECE (GRE)						CHINA (CHN)					
	Match					Contest	Match					Contest
	1	2	3	4	5		1	2	3	4	5	
Points won	13	37	34			84	33	41	42			116
Service %	3 23%	4 10%	3 8%			10 11%	4 12%	4 9%	6 14%			14 12%
Third Ball %	0 0%	6 16%	1 2%			7 8%	3 9%	7 17%	4 9%			14 12%
Attacking %	4 30%	11 29%	10 29%			25 29%	15 45%	14 34%	20 47%			49 42%
Defending %	4 30%	11 29%	19 55%			34 40%	9 27%	12 29%	11 26%			32 27%
Counterattacking %	2 15%	5 13%	1 2%			8 9%	2 6%	4 9%	1 2%			7 6%
Other %	0 0%	0 0%	0 0%			0 0%	0 0%	0 0%	0 0%			0 0%

Legend:
 MT Men's Team



DETAILED CONTEST RESULTS

团体比赛详细成绩 / RÉSULTATS DÉTAILLÉS DU CONCOURS

GREECE (GRE) 0-3 CHINA (CHN)

Match 1 GIONIS Panagiotis (GRE) 0-3 MA Lin (CHN)

Match Summary		Match	Game 1	Game 2	Game 3	Game 4	Game 5
GIONIS Panagiotis	GRE	0	5	5	3		
MA Lin	CHN	3	11	11	11		
Duration of Match 1		16min	4min	0min	1min		

Contest No.: MT5

Table: 1

Umpires: DZIOBA Greg (CAN)

YICK Joseph (USA)

Game Statistics	GIONIS Panagiotis (GRE)						MA Lin (CHN)					
	Game					Match	Game					Match
	1	2	3	4	5		1	2	3	4	5	
Points won	5	5	3			13	11	11	11			33
Service %	2 40%	0 0%	1 33%			3 23%	0 0%	1 9%	3 27%			4 12%
Third Ball %	0 0%	0 0%	0 0%			0 0%	1 9%	0 0%	2 18%			3 9%
Attacking %	2 40%	2 40%	0 0%			4 30%	9 81%	5 45%	1 9%			15 45%
Defending %	1 20%	1 20%	2 66%			4 30%	1 9%	5 45%	3 27%			9 27%
Counterattacking %	0 0%	2 40%	0 0%			2 15%	0 0%	0 0%	2 18%			2 6%
Other %	0 0%	0 0%	0 0%			0 0%	0 0%	0 0%	0 0%			0 0%
Biggest lead	1	0	0				6	6	8			
Handedness/Grip	Right/						Right/					

Game Progress

1	GIONIS Panagio. (GRE)	*0	1	*1	1	*2	4	*5	5	5
	MA Lin (CHN)	0	*1	3	*5	6	*6	7	*9	11
2	GIONIS Panagio. (GRE)	0	*1	1	*3	4	*5	5	*5	5
	MA Lin (CHN)	*0	1	*3	3	*4	5	*7	9	11
3	GIONIS Panagio. (GRE)	*0	0	*1	2	*2	2	*2		3
	MA Lin (CHN)	0	*2	3	*4	6	*8	10		11

Note:

* indicates server. For the definition of the statistics refer to "Competition Format and Rules" report



DETAILED CONTEST RESULTS

团体比赛详细成绩 / RÉSULTATS DÉTAILLÉS DU CONCOURS

GREECE (GRE) 0-3 CHINA (CHN)

Match 2 KREANGA Kalinikos (GRE) 1-3 WANG Hao (CHN)

Match Summary		Match	Game 1	Game 2	Game 3	Game 4	Game 5
KREANGA Kalinikos	GRE	1	9	9	11	8	
WANG Hao	CHN	3	11	11	8	11	
Duration of Match 2		29min	5min	5min	4min	5min	

Contest No.: MT5

Table: 1

Umpires: DZIOBA Greg (CAN)

YICK Joseph (USA)

Game Statistics	KREANGA Kalinikos (GRE)						WANG Hao (CHN)					
	Game					Match	Game					Match
	1	2	3	4	5		1	2	3	4	5	
Points won	9	9	11	8		37	11	11	8	11		41
Service %	2 22%	1 11%	0 0%	1 12%		4 10%	2 18%	1 9%	0 0%	1 9%		4 9%
Third Ball %	2 22%	2 22%	2 18%	0 0%		6 16%	1 9%	0 0%	3 37%	3 27%		7 17%
Attacking %	1 11%	2 22%	5 45%	3 37%		11 29%	2 18%	6 54%	3 37%	3 27%		14 34%
Defending %	2 22%	3 33%	3 27%	3 37%		11 29%	5 45%	4 36%	1 12%	2 18%		12 29%
Counterattacking %	2 22%	1 11%	1 9%	1 12%		5 13%	1 9%	0 0%	1 12%	2 18%		4 9%
Other %	0 0%	0 0%	0 0%	0 0%		0 0%	0 0%	0 0%	0 0%	0 0%		0 0%
Biggest lead	4	1	3	0			2	2	2	5		
Handedness/Grip	Right/						Right/					

Game Progress

1	KREANGA Kalini. (GRE)	0	*0	1	*3	4	*5	7	*9	9	*9	9
	WANG Hao (CHN)	*0	2	*3	3	*4	5	*5	5	*7	9	11
2	KREANGA Kalini. (GRE)	*0	1	*2	3	*4	5	*5	7	*7	8	9
	WANG Hao (CHN)	0	*1	2	*3	4	*5	7	*7	9	*10	11
3	KREANGA Kalini. (GRE)	0	*1	1	*3	5	*6	7	*8	9	*10	11
	WANG Hao (CHN)	*0	1	*3	3	*3	4	*5	6	*7	8	8
4	KREANGA Kalini. (GRE)	*0	0	*1	1	*2	3	*4	5	*6	8	8
	WANG Hao (CHN)	0	*2	3	*5	6	*7	8	*9	10	*10	11

Note:

* indicates server. For the definition of the statistics refer to "Competition Format and Rules" report



DETAILED CONTEST RESULTS

团体比赛详细成绩 / RÉSULTATS DÉTAILLÉS DU CONCOURS

GREECE (GRE) 0-3 CHINA (CHN)

Match 3 TSIOKAS Ntaniel (GRE) 1-3 WANG Liqin (CHN)
 GIONIS Panagiotis WANG Hao

Match Summary		Match	Game 1	Game 2	Game 3	Game 4	Game 5
TSIOKAS/GIONIS	GRE	1	11	7	8	8	
WANG/WANG	CHN	3	9	11	11	11	
Duration of Match 3		27min	4min	3min	5min	5min	

Contest No.: MT5

Table: 1

Umpires: DZIOBA Greg (CAN)

YICK Joseph (USA)

Game Statistics	TSIOKAS/GIONIS (GRE)					Match	WANG/WANG (CHN)					Match
	Game						Game					
	1	2	3	4	5		1	2	3	4	5	
Points won	11	7	8	8		34	9	11	11	11		42
Service %	0 0%	2 28%	1 12%	0 0%		3 8%	2 22%	1 9%	2 18%	1 9%		6 14%
Third Ball %	1 9%	0 0%	0 0%	0 0%		1 2%	1 11%	3 27%	0 0%	0 0%		4 9%
Attacking %	4 36%	3 42%	1 12%	2 25%		10 29%	5 55%	3 27%	7 63%	5 45%		20 47%
Defending %	6 54%	2 28%	5 62%	6 75%		19 55%	1 11%	4 36%	2 18%	4 36%		11 26%
Counterattacking %	0 0%	0 0%	1 12%	0 0%		1 2%	0 0%	0 0%	0 0%	1 9%		1 2%
Other %	0 0%	0 0%	0 0%	0 0%		0 0%	0 0%	0 0%	0 0%	0 0%		0 0%
Biggest lead	9	0	4	0			0	4	3	4		
Handedness/Grip	Right/ - Right/						Right/ - Right/					

Game Progress

1	TSIOKAS/GION. (GRE)	0	*_2	4	*_5	7	_9	10	*_10	10	*_10	11
	WANG/WANG (CHN)	_0	0	*_0	1	_1	1	*_2	4	_6	8	9
2	TSIOKAS/GION. (GRE)	*_0	1	_1	2	*_3	4	_6	6	*_6	7	
	WANG/WANG (CHN)	0	*_1	3	_4	5	*_6	6	_8	10	11	
3	TSIOKAS/GION. (GRE)	0	*_1	2	_4	6	*_6	6	_7	7	8	
	WANG/WANG (CHN)	*_0	1	_2	2	*_2	4	_6	7	*_9	11	
4	TSIOKAS/GION. (GRE)	_0	0	*_2	2	_3	4	*_4	6	_7	8	8
	WANG/WANG (CHN)	0	*_2	2	*_4	5	_6	8	*_8	9	*_10	11

Note:

"*" denotes first player of pair is server, "-" denotes second player of pair is server. For the definition of the statistics refer to "Competition Format and Rules" report



DETAILED CONTEST RESULTS

团体比赛详细成绩 / RÉSULTATS DÉTAILLÉS DU CONCOURS

AUSTRIA (AUT) 3-0 AUSTRALIA (AUS)

Contest No.: MT6

Table: 5

Umpires: LIU Jingli (CHN)

PIAO Lin (CHN)

Match 1			Match	Game 1	Game 2	Game 3	Game 4	Game 5
A	CHEN Weixing	AUT	3	11	12	11		
X	HENZELL William	AUS	0	9	10	6		
Duration of Match 1			19min	4min	5min	4min		

Match 2			Match	Game 1	Game 2	Game 3	Game 4	Game 5
B	SCHLAGER Werner	AUT	3	11	11	11		
Y	DAVIS Kyle	AUS	0	6	8	4		
Duration of Match 2			17min	3min	5min	3min		

Match 3			Match	Game 1	Game 2	Game 3	Game 4	Game 5
C/A	GARDOS/CHEN	AUT	3	11	8	11	11	
Z/X	ZALCBERG/HENZELL	AUS	1	4	11	8	6	
Duration of Match 3			26min	3min	5min	5min	3min	

Duration of Contest	1h 02min
---------------------	-----------------

Contest Statistics	AUSTRIA (AUT)						AUSTRALIA (AUS)					
	Match					Contest	Match					Contest
	1	2	3	4	5		1	2	3	4	5	
Points won	34	33	41			108	25	18	29			72
Service %	3 8%	8 24%	3 7%			14 12%	2 8%	1 5%	2 6%			5 6%
Third Ball %	3 8%	5 15%	1 2%			9 8%	1 4%	1 5%	5 17%			7 9%
Attacking %	14 41%	14 42%	28 68%			56 51%	18 72%	12 66%	16 55%			46 63%
Defending %	12 35%	5 15%	9 21%			26 24%	2 8%	1 5%	4 13%			7 9%
Counterattacking %	2 5%	0 0%	0 0%			2 1%	2 8%	0 0%	0 0%			2 2%
Other %	0 0%	1 3%	0 0%			1 0%	0 0%	3 16%	2 6%			5 6%

Legend:
 MT Men's Team



DETAILED CONTEST RESULTS

团体比赛详细成绩 / RÉSULTATS DÉTAILLÉS DU CONCOURS

AUSTRIA (AUT) 3-0 AUSTRALIA (AUS)

Match 1 CHEN Weixing (AUT) 3-0 HENZELL William (AUS)

Match Summary		Match	Game 1	Game 2	Game 3	Game 4	Game 5
CHEN Weixing	AUT	3	11	12	11		
HENZELL William	AUS	0	9	10	6		
Duration of Match 1		19min	4min	5min	4min		

Contest No.: MT6

Table: 5

Umpires: LIU Jingli (CHN)

PIAO Lin (CHN)

Game Statistics	CHEN Weixing (AUT)						HENZELL William (AUS)					
	Game					Match	Game					Match
	1	2	3	4	5		1	2	3	4	5	
Points won	11	12	11			34	9	10	6			25
Service %	1 9%	1 8%	1 9%			3 8%	1 11%	1 10%	0 0%			2 8%
Third Ball %	1 9%	0 0%	2 18%			3 8%	1 11%	0 0%	0 0%			1 4%
Attacking %	7 63%	4 33%	3 27%			14 41%	5 55%	8 80%	5 83%			18 72%
Defending %	1 9%	7 58%	4 36%			12 35%	1 11%	0 0%	1 16%			2 8%
Counterattacking %	1 9%	0 0%	1 9%			2 5%	1 11%	1 10%	0 0%			2 8%
Other %	0 0%	0 0%	0 0%			0 0%	0 0%	0 0%	0 0%			0 0%
Biggest lead	3	2	7				0	1	1			
Handedness/Grip	Right/						Right/					

Game Progress

1	CHEN Weixing (AUT)	*0	2	*3	3	*4	6	*7	8	*9	10	11		
	HENZELL William (AUS)	0	*0	1	*3	4	*4	5	*6	7	*8	9		
2	CHEN Weixing (AUT)	0	*2	2	*3	4	*5	6	*7	8	*9	10	*11	12
	HENZELL William (AUS)	*0	0	*2	3	*4	5	*6	7	*8	9	*10	10	10
3	CHEN Weixing (AUT)	*0	1	*2	4	*5	7	*9	10	*10	11			
	HENZELL William (AUS)	0	*1	2	*2	3	*3	3	*4	6	6			

Note:

* indicates server. For the definition of the statistics refer to "Competition Format and Rules" report



DETAILED CONTEST RESULTS

团体比赛详细成绩 / RÉSULTATS DÉTAILLÉS DU CONCOURS

AUSTRIA (AUT) 3-0 AUSTRALIA (AUS)

Match 2 SCHLAGER Werner (AUT) 3-0 DAVIS Kyle (AUS)

Match Summary		Match	Game 1	Game 2	Game 3	Game 4	Game 5
SCHLAGER Werner	AUT	3	11	11	11		
DAVIS Kyle	AUS	0	6	8	4		
Duration of Match 2		17min	3min	5min	3min		

Contest No.: MT6

Table: 5

Umpires: LIU Jingli (CHN)

PIAO Lin (CHN)

Game Statistics	SCHLAGER Werner (AUT)						DAVIS Kyle (AUS)					
	Game					Match	Game					Match
	1	2	3	4	5		1	2	3	4	5	
Points won	11	11	11			33	6	8	4			18
Service %	4 36%	1 9%	3 27%			8 24%	0 0%	0 0%	1 25%			1 5%
Third Ball %	1 9%	3 27%	1 9%			5 15%	0 0%	1 12%	0 0%			1 5%
Attacking %	5 45%	7 63%	2 18%			14 42%	4 66%	5 62%	3 75%			12 66%
Defending %	1 9%	0 0%	4 36%			5 15%	0 0%	1 12%	0 0%			1 5%
Counterattacking %	0 0%	0 0%	0 0%			0 0%	0 0%	0 0%	0 0%			0 0%
Other %	0 0%	0 0%	1 9%			1 3%	2 33%	1 12%	0 0%			3 16%
Biggest lead	5	4	7				2	2	0			
Handedness/Grip	Right/						Right/					

Game Progress

1	SCHLAGER Wer. (AUT)	0	*0	1	*3	5	*6	7	*9	10	11	
	DAVIS Kyle (AUS)	*0	2	*3	3	*3	4	*5	5	*6	6	
2	SCHLAGER Wer. (AUT)	*0	0	*2	4	*5	6	*8	9	*9	10	11
	DAVIS Kyle (AUS)	0	*2	2	*2	3	*4	4	*5	7	*8	8
3	SCHLAGER Wer. (AUT)	0	*2	4	*5	7	*8	9	*10	11		
	DAVIS Kyle (AUS)	*0	0	*0	1	*1	2	*3	4	4		

Note:

* indicates server. For the definition of the statistics refer to "Competition Format and Rules" report



DETAILED CONTEST RESULTS

团体比赛详细成绩 / RÉSULTATS DÉTAILLÉS DU CONCOURS

AUSTRIA (AUT) 3-0 AUSTRALIA (AUS)

Match 3 GARDOS Robert (AUT) 3-1 ZALCBERG David (AUS)
CHEN Weixing HENZELL William

Match Summary		Match	Game 1	Game 2	Game 3	Game 4	Game 5
GARDOS/CHEN	AUT	3	11	8	11	11	
ZALCBERG/HENZELL	AUS	1	4	11	8	6	
Duration of Match 3		26min	3min	5min	5min	3min	

Contest No.: MT6

Table: 5

Umpires: LIU Jingli (CHN)

PIAO Lin (CHN)

Game Statistics	GARDOS/CHEN (AUT)					Match	ZALCBERG/HENZELL (AUS)					Match
	Game						Game					
	1	2	3	4	5		1	2	3	4	5	
Points won	11	8	11	11		41	4	11	8	6		29
Service %	0 0%	1 12%	0 0%	2 18%		3 7%	1 25%	0 0%	0 0%	1 16%		2 6%
Third Ball %	1 9%	0 0%	0 0%	0 0%		1 2%	0 0%	1 9%	4 50%	0 0%		5 17%
Attacking %	9 81%	5 62%	8 72%	6 54%		28 68%	2 50%	7 63%	4 50%	3 50%		16 55%
Defending %	1 9%	2 25%	3 27%	3 27%		9 21%	1 25%	3 27%	0 0%	0 0%		4 13%
Counterattacking %	0 0%	0 0%	0 0%	0 0%		0 0%	0 0%	0 0%	0 0%	0 0%		0 0%
Other %	0 0%	0 0%	0 0%	0 0%		0 0%	0 0%	0 0%	0 0%	2 33%		2 6%
Biggest lead	7	1	5	5			1	4	0	0		
Handedness/Grip	Right/ - Right/						Left/ - Right/					

Game Progress

1	GARDOS/CHEN (AUT)	*_0	1	_*2	3	*_5	7	_*8	10	11		
	ZALCBERG/HEN. (AUS)	0	*_1	2	_*3	3	*_3	4	_*4	4		
2	GARDOS/CHEN (AUT)	0	*_1	2	_*2	2	*_4	5	_*5	6	*_8	8
	ZALCBERG/HEN. (AUS)	*_0	1	_*2	4	*_6	6	_*7	9	*_10	10	11
3	GARDOS/CHEN (AUT)	*_0	2	_*4	5	*_6	7	_*7	8	*_8	10	11
	ZALCBERG/HEN. (AUS)	0	*_0	0	_*1	2	*_3	5	_*6	8	*_8	8
4	GARDOS/CHEN (AUT)	0	_*1	3	*_3	5	*_7	8	_*9	10	11	
	ZALCBERG/HEN. (AUS)	*_0	1	_*1	3	*_3	3	_*4	5	*_6	6	

Note:

"*" denotes first player of pair is server, "-" denotes second player of pair is server. For the definition of the statistics refer to "Competition Format and Rules" report



DETAILED CONTEST RESULTS

团体比赛详细成绩 / RÉSULTATS DÉTAILLÉS DU CONCOURS

AUSTRALIA (AUS) 0-3 CHINA (CHN)

Contest No.: MT13 Table: 2 Umpires: MUGWANYA Ronald (UGA) ALAMRI Hassan (QAT)

Match 1			Match	Game 1	Game 2	Game 3	Game 4	Game 5
A	DAVIS Kyle	AUS	0	8	7	4		
X	WANG Hao	CHN	3	11	11	11		
Duration of Match 1			17min	4min	4min	3min		
Match 2			Match	Game 1	Game 2	Game 3	Game 4	Game 5
B	HENZELL William	AUS	1	11	10	9	9	
Y	WANG Liqin	CHN	3	6	12	11	11	
Duration of Match 2			29min	4min	6min	5min	5min	
Match 3			Match	Game 1	Game 2	Game 3	Game 4	Game 5
C/B	ZALCBERG/HENZELL	AUS	0	9	10	6		
Z/Y	MA/WANG	CHN	3	11	12	11		
Duration of Match 3			20min	5min	5min	4min		
Duration of Contest				1h 07min				

Contest Statistics	AUSTRALIA (AUS)						CHINA (CHN)					
	Match					Contest	Match					Contest
	1	2	3	4	5		1	2	3	4	5	
Points won	19	39	25			83	33	40	34			107
Service %	2	6	2			10	5	1	5			11
	10%	15%	8%			12%	15%	2%	14%			10%
Third Ball %	1	7	2			10	5	9	4			18
	5%	17%	8%			12%	15%	22%	11%			16%
Attacking %	4	16	5			25	14	14	22			50
	21%	41%	20%			30%	42%	35%	64%			46%
Defending %	9	9	14			32	5	13	3			21
	47%	23%	56%			38%	15%	32%	8%			19%
Counterattacking %	3	1	1			5	3	3	0			6
	15%	2%	4%			6%	9%	7%	0%			5%
Other %	0	0	1			1	1	0	0			1
	0%	0%	4%			1%	3%	0%	0%			0%

Legend:
 MT Men's Team



DETAILED CONTEST RESULTS

团体比赛详细成绩 / RÉSULTATS DÉTAILLÉS DU CONCOURS

AUSTRALIA (AUS) 0-3 CHINA (CHN)

Match 1 DAVIS Kyle (AUS) 0-3 WANG Hao (CHN)

Match Summary		Match	Game 1	Game 2	Game 3	Game 4	Game 5
DAVIS Kyle	AUS	0	8	7	4		
WANG Hao	CHN	3	11	11	11		
Duration of Match 1		17min	4min	4min	3min		

Contest No.: MT13 Table: 2 Umpires: MUGWANYA Ronald (UGA) ALAMRI Hassan (QAT)

Game Statistics	DAVIS Kyle (AUS)						WANG Hao (CHN)					
	Game					Match	Game					Match
	1	2	3	4	5		1	2	3	4	5	
Points won	8	7	4			19	11	11	11			33
Service %	12%	14%	0%			10%	9%	9%	27%			15%
Third Ball %	0%	0%	25%			5%	18%	0%	27%			15%
Attacking %	25%	28%	0%			21%	36%	72%	18%			42%
Defending %	25%	57%	75%			47%	18%	0%	27%			15%
Counterattacking %	37%	0%	0%			15%	18%	9%	0%			9%
Other %	0%	0%	0%			0%	0%	9%	0%			3%
Biggest lead	1	0	0				3	7	7			
Handedness/Grip	Right/						Right/					

Game Progress

1	DAVIS Kyle (AUS)	0	*1	1	*2	3	*5	6	*6	8	*8	8
	WANG Hao (CHN)	*0	1	*3	4	*5	5	*6	8	*8	10	11
2	DAVIS Kyle (AUS)	*0	0	*1	1	*2	3	*3	4	*6	7	
	WANG Hao (CHN)	0	*2	3	*5	6	*7	9	*10	10	11	
3	DAVIS Kyle (AUS)	0	*0	1	*3	3	*3	4	*4	4		
	WANG Hao (CHN)	*0	2	*3	3	*5	7	*8	10	11		

Note:

* indicates server. For the definition of the statistics refer to "Competition Format and Rules" report



DETAILED CONTEST RESULTS

团体比赛详细成绩 / RÉSULTATS DÉTAILLÉS DU CONCOURS

AUSTRALIA (AUS) 0-3 CHINA (CHN)

Match 2 HENZELL William (AUS) 1-3 WANG Liqin (CHN)

Match Summary		Match	Game 1	Game 2	Game 3	Game 4	Game 5
HENZELL William	AUS	1	11	10	9	9	
WANG Liqin	CHN	3	6	12	11	11	
Duration of Match 2		29min	4min	6min	5min	5min	

Contest No.: MT13 Table: 2 Umpires: MUGWANYA Ronald (UGA) ALAMRI Hassan (QAT)

Game Statistics	HENZELL William (AUS)						WANG Liqin (CHN)					
	Game					Match	Game					Match
	1	2	3	4	5		1	2	3	4	5	
Points won	11	10	9	9		39	6	12	11	11		40
Service %	4 36%	0 0%	2 22%	0 0%		6 15%	0 0%	0 0%	0 0%	1 9%		1 2%
Third Ball %	1 9%	2 20%	1 11%	3 33%		7 17%	2 33%	2 16%	2 18%	3 27%		9 22%
Attacking %	2 18%	6 60%	3 33%	5 55%		16 41%	0 0%	6 50%	3 27%	5 45%		14 35%
Defending %	4 36%	1 10%	3 33%	1 11%		9 23%	1 16%	4 33%	6 54%	2 18%		13 32%
Counterattacking %	0 0%	1 10%	0 0%	0 0%		1 2%	3 50%	0 0%	0 0%	0 0%		3 7%
Other %	0 0%	0 0%	0 0%	0 0%		0 0%	0 0%	0 0%	0 0%	0 0%		0 0%
Biggest lead	5	6	2	3			0	2	3	2		
Handedness/Grip	Right/						Right/					

Game Progress

1	HENZELL William (AUS)	0	*2	4	*5	6	*7	8	*9	10	11			
	WANG Liqin (CHN)	*0	0	*0	1	*2	3	*4	5	*6	6			
2	HENZELL William (AUS)	*0	1	*3	5	*7	7	*7	8	*8	10	*10	10	10
	WANG Liqin (CHN)	0	*1	1	*1	1	*3	5	*6	8	*8	10	*11	12
3	HENZELL William (AUS)	0	*1	1	*2	4	*5	5	*7	9	*9	9		
	WANG Liqin (CHN)	*0	1	*3	4	*4	5	*7	7	*7	9	11		
4	HENZELL William (AUS)	*0	2	*3	4	*5	6	*7	8	*9	9	9		
	WANG Liqin (CHN)	0	*0	1	*2	3	*4	5	*6	7	*9	11		

Note:

* indicates server. For the definition of the statistics refer to "Competition Format and Rules" report



DETAILED CONTEST RESULTS

团体比赛详细成绩 / RÉSULTATS DÉTAILLÉS DU CONCOURS

AUSTRALIA (AUS) 0-3 CHINA (CHN)

Match 3 ZALCBERG David (AUS) 0-3 MA Lin (CHN)
 HENZELL William WANG Liqin

Match Summary		Match	Game 1	Game 2	Game 3	Game 4	Game 5
ZALCBERG/HENZELL	AUS	0	9	10	6		
MA/WANG	CHN	3	11	12	11		
Duration of Match 3		20min	5min	5min	4min		

Contest No.: MT13 Table: 2 Umpires: MUGWANYA Ronald (UGA) ALAMRI Hassan (QAT)

Game Statistics	ZALCBERG/HENZELL (AUS)					Match	MA/WANG (CHN)					Match
	Game						Game					
	1	2	3	4	5		1	2	3	4	5	
Points won	9	10	6			25	11	12	11			34
Service %	0 0%	1 10%	1 16%			2 8%	2 18%	1 8%	2 18%			5 14%
Third Ball %	0 0%	2 20%	0 0%			2 8%	2 18%	1 8%	1 9%			4 11%
Attacking %	2 22%	2 20%	1 16%			5 20%	5 45%	10 83%	7 63%			22 64%
Defending %	7 77%	5 50%	2 33%			14 56%	2 18%	0 0%	1 9%			3 8%
Counterattacking %	0 0%	0 0%	1 16%			1 4%	0 0%	0 0%	0 0%			0 0%
Other %	0 0%	0 0%	1 16%			1 4%	0 0%	0 0%	0 0%			0 0%
Biggest lead	1	0	0				3	4	5			
Handedness/Grip	Left/ - Right/						Right/ - Right/					

Game Progress

1	ZALCBERG/HEN. (AUS)	*_0	0	_*_1	2	*_3	4	_*_5	6	*_8	9	9		
	MA/WANG (CHN)	0	*_2	3	_*_4	5	*_6	7	_*_8	8	*_9	11		
2	ZALCBERG/HEN. (AUS)	0	*_0	1	_*_1	2	*_4	6	_*_7	7	*_8	10	*_10	10
	MA/WANG (CHN)	*_0	2	_*_3	5	*_6	6	_*_6	7	*_9	10	*_10	11	12
3	ZALCBERG/HEN. (AUS)	*_0	0	_*_2	2	*_3	3	_*_4	5	*_6	6			
	MA/WANG (CHN)	0	*_2	2	_*_4	5	*_7	8	_*_9	10	11			

Note:

"*-" denotes first player of pair is server, "-*" denotes second player of pair is server. For the definition of the statistics refer to "Competition Format and Rules" report



DETAILED CONTEST RESULTS

团体比赛详细成绩 / RÉSULTATS DÉTAILLÉS DU CONCOURS

AUSTRIA (AUT) 3-0 GREECE (GRE)

Contest No.: MT14

Table: 3

Umpires: LIU Jingli (CHN)

PIAO Lin (CHN)

Match 1			Match	Game 1	Game 2	Game 3	Game 4	Game 5
A	GARDOS Robert	AUT	3	11	11	11		
X	KREANGA Kalinikos	GRE	0	6	9	9		
Duration of Match 1			22min	4min	6min	5min		
Match 2			Match	Game 1	Game 2	Game 3	Game 4	Game 5
B	SCHLAGER Werner	AUT	3	7	11	11	11	
Y	GIONIS Panagiotis	GRE	1	11	7	8	6	
Duration of Match 2			30min	6min	6min	7min	4min	
Match 3			Match	Game 1	Game 2	Game 3	Game 4	Game 5
C/A	CHEN/GARDOS	AUT	3	11	11	11		
Z/Y	TSIOKAS/GIONIS	GRE	0	7	8	4		
Duration of Match 3			19min	4min	5min	3min		
Duration of Contest				1h 12min				

Contest Statistics	AUSTRIA (AUT)						GREECE (GRE)					
	Match					Contest	Match					Contest
	1	2	3	4	5		1	2	3	4	5	
Points won	33	40	33			106	24	32	19			75
Service %	4 12%	3 7%	0 0%			7 6%	3 12%	6 18%	2 10%			11 14%
Third Ball %	6 18%	4 10%	7 21%			17 16%	5 20%	1 3%	1 5%			7 9%
Attacking %	14 42%	21 52%	6 18%			41 38%	6 25%	6 18%	0 0%			12 16%
Defending %	7 21%	8 20%	12 36%			27 25%	5 20%	8 25%	9 47%			22 29%
Counterattacking %	1 3%	4 10%	8 24%			13 12%	3 12%	8 25%	7 36%			18 24%
Other %	1 3%	0 0%	0 0%			1 0%	2 8%	3 9%	0 0%			5 6%

Legend:
MT Men's Team



DETAILED CONTEST RESULTS

团体比赛详细成绩 / RÉSULTATS DÉTAILLÉS DU CONCOURS

AUSTRIA (AUT) 3-0 GREECE (GRE)

Match 1 GARDOS Robert (AUT) 3-0 KREANGA Kalinikos (GRE)

Match Summary		Match	Game 1	Game 2	Game 3	Game 4	Game 5
GARDOS Robert	AUT	3	11	11	11		
KREANGA Kalinikos	GRE	0	6	9	9		
Duration of Match 1		22min	4min	6min	5min		

Contest No.: MT14

Table: 3

Umpires: LIU Jingli (CHN)

PIAO Lin (CHN)

Game Statistics	GARDOS Robert (AUT)						KREANGA Kalinikos (GRE)					
	Game					Match	Game					Match
	1	2	3	4	5		1	2	3	4	5	
Points won	11	11	11			33	6	9	9			24
Service %	2 18%	0 0%	2 18%			4 12%	0 0%	2 22%	1 11%			3 12%
Third Ball %	2 18%	3 27%	1 9%			6 18%	2 33%	1 11%	2 22%			5 20%
Attacking %	4 36%	4 36%	6 54%			14 42%	2 33%	2 22%	2 22%			6 25%
Defending %	3 27%	3 27%	1 9%			7 21%	1 16%	3 33%	1 11%			5 20%
Counterattacking %	0 0%	0 0%	1 9%			1 3%	1 16%	1 11%	1 11%			3 12%
Other %	0 0%	1 9%	0 0%			1 3%	0 0%	0 0%	2 22%			2 8%
Biggest lead	5	2	3				0	2	5			
Handedness/Grip	Right/						Right/					

Game Progress

1	GARDOS Robert (AUT)	0	*1	3	*4	5	*7	8	*8	10	11	
	KREANGA Kalini. (GRE)	*0	1	*1	2	*3	3	*4	6	*6	6	
2	GARDOS Robert (AUT)	*0	1	*2	3	*3	5	*6	8	*9	10	11
	KREANGA Kalini. (GRE)	0	*1	2	*3	5	*5	6	*6	7	*8	9
3	GARDOS Robert (AUT)	0	*0	0	*1	3	*5	6	*7	9	*10	11
	KREANGA Kalini. (GRE)	*0	2	*4	5	*5	5	*6	7	*7	8	9

Note:

* indicates server. For the definition of the statistics refer to "Competition Format and Rules" report



DETAILED CONTEST RESULTS

团体比赛详细成绩 / RÉSULTATS DÉTAILLÉS DU CONCOURS

AUSTRIA (AUT) 3-0 GREECE (GRE)

Match 2 SCHLAGER Werner (AUT) 3-1 GIONIS Panagiotis (GRE)

Match Summary		Match	Game 1	Game 2	Game 3	Game 4	Game 5
SCHLAGER Werner	AUT	3	7	11	11	11	
GIONIS Panagiotis	GRE	1	11	7	8	6	
Duration of Match 2		30min	6min	6min	7min	4min	

Contest No.: MT14

Table: 3

Umpires: LIU Jingli (CHN)

PIAO Lin (CHN)

Game Statistics	SCHLAGER Werner (AUT)						GIONIS Panagiotis (GRE)					
	Game					Match	Game					Match
	1	2	3	4	5		1	2	3	4	5	
Points won	7	11	11	11		40	11	7	8	6		32
Service %	28%	0%	9%	0%		7%	9%	28%	12%	33%		18%
Third Ball %	14%	0%	9%	18%		10%	0%	0%	12%	0%		3%
Attacking %	28%	54%	54%	63%		52%	18%	28%	25%	0%		18%
Defending %	14%	27%	18%	18%		20%	45%	14%	12%	16%		25%
Counterattacking %	14%	18%	9%	0%		10%	27%	14%	25%	33%		25%
Other %	0%	0%	0%	0%		0%	0%	14%	12%	16%		9%
Biggest lead	3	5	3	7			4	0	3	0		
Handedness/Grip	Right/						Right/					

Game Progress

1	SCHLAGER Wer. (AUT)	*0	2	*2	4	*5	6	*6	7	*7	7	
	GIONIS Panagio. (GRE)	0	*0	2	*2	3	*4	6	*7	9	11	
2	SCHLAGER Wer. (AUT)	0	*2	3	*5	5	*6	8	*9	9	11	
	GIONIS Panagio. (GRE)	*0	0	*1	1	*3	4	*4	5	*7	7	
3	SCHLAGER Wer. (AUT)	*0	1	*2	3	*3	4	*6	8	*9	10	11
	GIONIS Panagio. (GRE)	0	*1	2	*3	5	*6	6	*6	7	*8	8
4	SCHLAGER Wer. (AUT)	0	*2	3	*5	7	*8	9	*10	10	11	
	GIONIS Panagio. (GRE)	*0	0	*1	1	*1	2	*3	4	*6	6	

Note:

* indicates server. For the definition of the statistics refer to "Competition Format and Rules" report



DETAILED CONTEST RESULTS

团体比赛详细成绩 / RÉSULTATS DÉTAILLÉS DU CONCOURS

AUSTRIA (AUT) 3-0 GREECE (GRE)

Match 3 CHEN Weixing (AUT) 3-0 TSIOKAS Ntaniel (GRE)
 GARDOS Robert GIONIS Panagiotis

Match Summary		Match	Game 1	Game 2	Game 3	Game 4	Game 5
CHEN/GARDOS	AUT	3	11	11	11		
TSIOKAS/GIONIS	GRE	0	7	8	4		
Duration of Match 3		19min	4min	5min	3min		

Contest No.: MT14

Table: 3

Umpires: LIU Jingli (CHN)

PIAO Lin (CHN)

Game Statistics	CHEN/GARDOS (AUT)					Match	TSIOKAS/GIONIS (GRE)					Match	
	Game						Match	Game					
	1	2	3	4	5			1	2	3	4		5
Points won	11	11	11			33	7	8	4			19	
Service %	0 0%	0 0%	0 0%			0 0%	0 0%	1 12%	1 25%			2 10%	
Third Ball %	1 9%	4 36%	2 18%			7 21%	1 14%	0 0%	0 0%			1 5%	
Attacking %	2 18%	2 18%	2 18%			6 18%	0 0%	0 0%	0 0%			0 0%	
Defending %	4 36%	3 27%	5 45%			12 36%	3 42%	4 50%	2 50%			9 47%	
Counterattacking %	4 36%	2 18%	2 18%			8 24%	3 42%	3 37%	1 25%			7 36%	
Other %	0 0%	0 0%	0 0%			0 0%	0 0%	0 0%	0 0%			0 0%	
Biggest lead	4	3	7				2	1	0				
Handedness/Grip	Right/ - Right/						Right/ - Right/						

Game Progress

1	CHEN/GARDOS (AUT)	0	_0	2	*_3	5	_6	6	*_8	10	11	
	TSIOKAS/GION. (GRE)	*_0	2	_2	3	*_3	4	_6	6	*_6	7	
2	CHEN/GARDOS (AUT)	_0	1	*_2	3	_4	6	*_7	8	_8	10	11
	TSIOKAS/GION. (GRE)	0	*_1	2	_3	4	*_4	5	_6	8	*_8	8
3	CHEN/GARDOS (AUT)	0	_1	3	*_4	6	_6	8	*_10	11		
	TSIOKAS/GION. (GRE)	*_0	1	_1	2	*_2	4	_4	4	4		

Note:

"*-" denotes first player of pair is server, "-*" denotes second player of pair is server. For the definition of the statistics refer to "Competition Format and Rules" report



DETAILED CONTEST RESULTS

团体比赛详细成绩 / RÉSULTATS DÉTAILLÉS DU CONCOURS

CHINA (CHN) 3-0 AUSTRIA (AUT)

Contest No.: MT21 Table: 1 Umpires: MUGWANYA Ronald (UGA) ALAMRI Hassan (QAT)

Match 1			Match	Game 1	Game 2	Game 3	Game 4	Game 5
A	WANG Hao	CHN	3	11	9	11	11	
X	CHEN Weixing	AUT	1	4	11	4	5	
Duration of Match 1			26min	3min	5min	4min	5min	
Match 2			Match	Game 1	Game 2	Game 3	Game 4	Game 5
B	WANG Liqin	CHN	3	11	11	11		
Y	SCHLAGER Werner	AUT	0	6	4	8		
Duration of Match 2			21min	5min	4min	6min		
Match 3			Match	Game 1	Game 2	Game 3	Game 4	Game 5
C/A	MA/WANG	CHN	3	11	5	11	11	
Z/X	GARDOS/CHEN	AUT	1	7	11	4	9	
Duration of Match 3			23min	3min	3min	3min	5min	
Duration of Contest				1h 11min				

Contest Statistics	CHINA (CHN)						AUSTRIA (AUT)					
	Match					Contest	Match					Contest
	1	2	3	4	5		1	2	3	4	5	
Points won	42	33	38			113	24	18	31			73
Service %	3 7%	5 15%	2 5%			10 8%	0 0%	1 5%	4 12%			5 6%
Third Ball %	8 19%	6 18%	3 7%			17 15%	0 0%	5 27%	1 3%			6 8%
Attacking %	23 54%	7 21%	24 63%			54 47%	5 20%	7 38%	9 29%			21 28%
Defending %	4 9%	10 30%	7 18%			21 18%	17 70%	4 22%	15 48%			36 49%
Counterattacking %	4 9%	4 12%	2 5%			10 8%	1 4%	0 0%	1 3%			2 2%
Other %	0 0%	1 3%	0 0%			1 0%	1 4%	1 5%	1 3%			3 4%

Legend:
 MT Men's Team



DETAILED CONTEST RESULTS

团体比赛详细成绩 / RÉSULTATS DÉTAILLÉS DU CONCOURS

CHINA (CHN) 3-0 AUSTRIA (AUT)

Match 1 WANG Hao (CHN) 3-1 CHEN Weixing (AUT)

Match Summary		Match	Game 1	Game 2	Game 3	Game 4	Game 5
WANG Hao	CHN	3	11	9	11	11	
CHEN Weixing	AUT	1	4	11	4	5	
Duration of Match 1		26min	3min	5min	4min	5min	

Contest No.: MT21 Table: 1 Umpires: MUGWANYA Ronald (UGA) ALAMRI Hassan (QAT)

Game Statistics	WANG Hao (CHN)						CHEN Weixing (AUT)					
	Game					Match	Game					Match
	1	2	3	4	5		1	2	3	4	5	
Points won	11	9	11	11		42	4	11	4	5		24
Service %	1 9%	1 11%	1 9%	0 0%		3 7%	0 0%	0 0%	0 0%	0 0%		0 0%
Third Ball %	2 18%	2 22%	3 27%	1 9%		8 19%	0 0%	0 0%	0 0%	0 0%		0 0%
Attacking %	6 54%	5 55%	4 36%	8 72%		23 54%	1 25%	2 18%	1 25%	1 20%		5 20%
Defending %	1 9%	1 11%	2 18%	0 0%		4 9%	3 75%	7 63%	3 75%	4 80%		17 70%
Counterattacking %	1 9%	0 0%	1 9%	2 18%		4 9%	0 0%	1 9%	0 0%	0 0%		1 4%
Other %	0 0%	0 0%	0 0%	0 0%		0 0%	0 0%	1 9%	0 0%	0 0%		1 4%
Biggest lead	7	2	7	6			0	2	0	1		
Handedness/Grip	Right/						Right/					

Game Progress

1	WANG Hao (CHN)	*0	2	*4	6	*7	7	*9	10	11
	CHEN Weixing (AUT)	0	*0	0	*0	1	*3	3	*4	4
2	WANG Hao (CHN)	0	*2	2	*2	4	*5	6	*8	9
	CHEN Weixing (AUT)	*0	0	*2	4	*4	5	*6	6	*7
3	WANG Hao (CHN)	*0	2	*3	4	*5	7	*8	10	11
	CHEN Weixing (AUT)	0	*0	1	*2	3	*3	4	*4	4
4	WANG Hao (CHN)	0	*1	2	*3	4	*6	8	*9	11
	CHEN Weixing (AUT)	*0	1	*2	3	*4	4	*4	5	5

Note:

* indicates server. For the definition of the statistics refer to "Competition Format and Rules" report



DETAILED CONTEST RESULTS

团体比赛详细成绩 / RÉSULTATS DÉTAILLÉS DU CONCOURS

CHINA (CHN) 3-0 AUSTRIA (AUT)

Match 2 WANG Liqin (CHN) 3-0 SCHLAGER Werner (AUT)

Match Summary		Match	Game 1	Game 2	Game 3	Game 4	Game 5
WANG Liqin	CHN	3	11	11	11		
SCHLAGER Werner	AUT	0	6	4	8		
Duration of Match 2		21min	5min	4min	6min		

Contest No.: MT21 Table: 1 Umpires: MUGWANYA Ronald (UGA) ALAMRI Hassan (QAT)

Game Statistics	WANG Liqin (CHN)						SCHLAGER Werner (AUT)					
	Game					Match	Game					Match
	1	2	3	4	5		1	2	3	4	5	
Points won	11	11	11			33	6	4	8			18
Service %	3 27%	1 9%	1 9%			5 15%	0 0%	0 0%	1 12%			1 5%
Third Ball %	2 18%	1 9%	3 27%			6 18%	2 33%	1 25%	2 25%			5 27%
Attacking %	2 18%	4 36%	1 9%			7 21%	3 50%	0 0%	4 50%			7 38%
Defending %	3 27%	3 27%	4 36%			10 30%	1 16%	2 50%	1 12%			4 22%
Counterattacking %	0 0%	2 18%	2 18%			4 12%	0 0%	0 0%	0 0%			0 0%
Other %	1 9%	0 0%	0 0%			1 3%	0 0%	1 25%	0 0%			1 5%
Biggest lead	5	7	5				0	2	0			
Handedness/Grip	Right/						Right/					

Game Progress

1	WANG Liqin (CHN)	*0	2	*3	4	*5	7	*8	9	*10	11	
	SCHLAGER Wer. (AUT)	0	*0	1	*2	3	*3	4	*5	6	6	
2	WANG Liqin (CHN)	0	*1	1	*3	5	*7	8	*10	11		
	SCHLAGER Wer. (AUT)	*0	1	*3	3	*3	3	*4	4	4		
3	WANG Liqin (CHN)	*0	2	*3	4	*6	7	*8	9	*9	10	11
	SCHLAGER Wer. (AUT)	0	*0	1	*2	2	*3	4	*5	7	*8	8

Note:

* denotes server. For the definition of the statistics refer to "Competition Format and Rules" report



DETAILED CONTEST RESULTS

团体比赛详细成绩 / RÉSULTATS DÉTAILLÉS DU CONCOURS

CHINA (CHN) 3-0 AUSTRIA (AUT)

Match 3

MA Lin (CHN) 3-1 GARDOS Robert (AUT)
 WANG Hao CHEN Weixing

Match Summary		Match	Game 1	Game 2	Game 3	Game 4	Game 5
MA/WANG	CHN	3	11	5	11	11	
GARDOS/CHEN	AUT	1	7	11	4	9	
Duration of Match 3		23min	3min	3min	3min	5min	

Contest No.: MT21 Table: 1 Umpires: MUGWANYA Ronald (UGA) ALAMRI Hassan (QAT)

Game Statistics	MA/WANG (CHN)						GARDOS/CHEN (AUT)					
	Game					Match	Game					Match
	1	2	3	4	5		1	2	3	4	5	
Points won	11	5	11	11		38	7	11	4	9		31
Service %	0 0%	0 0%	1 9%	1 9%		2 5%	1 14%	1 9%	1 25%	1 11%		4 12%
Third Ball %	0 0%	0 0%	1 9%	2 18%		3 7%	0 0%	0 0%	0 0%	1 11%		1 3%
Attacking %	6 54%	3 60%	7 63%	8 72%		24 63%	1 14%	6 54%	0 0%	2 22%		9 29%
Defending %	4 36%	2 40%	1 9%	0 0%		7 18%	5 71%	4 36%	3 75%	3 33%		15 48%
Counterattacking %	1 9%	0 0%	1 9%	0 0%		2 5%	0 0%	0 0%	0 0%	1 11%		1 3%
Other %	0 0%	0 0%	0 0%	0 0%		0 0%	0 0%	0 0%	0 0%	1 11%		1 3%
Biggest lead	4	2	7	6			3	6	0	0		
Handedness/Grip	Right/ - Right/						Right/ - Right/					

Game Progress

1	MA/WANG (CHN)	0	_0	1	*_2	3	_5	6	*_7	9	11	
	GARDOS/CHEN (AUT)	*_0	2	_3	4	*_5	5	_6	7	*_7	7	
2	MA/WANG (CHN)	*_0	1	_3	3	*_4	5	_5	5	5		
	GARDOS/CHEN (AUT)	0	*_1	1	*_3	4	_5	7	*_9	11		
3	MA/WANG (CHN)	0	*_1	3	*_4	6	_7	9	*_10	11		
	GARDOS/CHEN (AUT)	*_0	1	_1	2	*_2	3	_3	4	4		
4	MA/WANG (CHN)	*_0	2	_4	6	*_6	6	_7	7	*_9	10	11
	GARDOS/CHEN (AUT)	0	*_0	0	*_0	2	_4	5	*_7	7	_8	9

Note:

"*_-" denotes first player of pair is server, "-*" denotes second player of pair is server. For the definition of the statistics refer to "Competition Format and Rules" report



DETAILED CONTEST RESULTS

团体比赛详细成绩 / RÉSULTATS DÉTAILLÉS DU CONCOURS

GREECE (GRE) 3-0 AUSTRALIA (AUS)

Contest No.: MT22

Table: 7

Umpires: SETA Yukito (JPN)

LAU Pub Taai (SIN)

Match 1			Match	Game 1	Game 2	Game 3	Game 4	Game 5
A	KREANGA Kalinikos	GRE	3	11	11	11		
X	DAVIS Kyle	AUS	0	7	4	4		
Duration of Match 1			15min	4min	3min	4min		
Match 2			Match	Game 1	Game 2	Game 3	Game 4	Game 5
B	GIONIS Panagiotis	GRE	3	11	11	11		
Y	HENZELL William	AUS	0	7	8	8		
Duration of Match 2			20min	4min	4min	5min		
Match 3			Match	Game 1	Game 2	Game 3	Game 4	Game 5
C/B	TSIOKAS/GIONIS	GRE	3	11	11	11		
Z/Y	ZALCBERG/HENZELL	AUS	0	4	7	4		
Duration of Match 3			16min	3min	4min	3min		
Duration of Contest				52min				

Contest Statistics	GREECE (GRE)						AUSTRALIA (AUS)					
	Match					Contest	Match					Contest
	1	2	3	4	5		1	2	3	4	5	
Points won	33	33	33			99	15	23	15			53
Service %	6 18%	1 3%	2 6%			9 9%	2 13%	2 8%	2 13%			6 11%
Third Ball %	4 12%	1 3%	0 0%			5 5%	1 6%	1 4%	0 0%			2 3%
Attacking %	14 42%	3 9%	8 24%			25 25%	7 46%	18 78%	10 66%			35 66%
Defending %	9 27%	21 63%	17 51%			47 47%	5 33%	2 8%	2 13%			9 16%
Counterattacking %	0 0%	7 21%	3 9%			10 10%	0 0%	0 0%	0 0%			0 0%
Other %	0 0%	0 0%	3 9%			3 3%	0 0%	0 0%	1 6%			1 1%

Legend:
 MT Men's Team



DETAILED CONTEST RESULTS

团体比赛详细成绩 / RÉSULTATS DÉTAILLÉS DU CONCOURS

GREECE (GRE) 3-0 AUSTRALIA (AUS)

Match 1 KREANGA Kalinikos (GRE) 3-0 DAVIS Kyle (AUS)

Match Summary		Match	Game 1	Game 2	Game 3	Game 4	Game 5
KREANGA Kalinikos	GRE	3	11	11	11		
DAVIS Kyle	AUS	0	7	4	4		
Duration of Match 1		15min	4min	3min	4min		

Contest No.: MT22

Table: 7

Umpires: SETA Yukito (JPN)

LAU Pub Taai (SIN)

Game Statistics	KREANGA Kalinikos (GRE)						DAVIS Kyle (AUS)					
	Game					Match	Game					Match
	1	2	3	4	5		1	2	3	4	5	
Points won	11	11	11			33	7	4	4			15
Service %	2 18%	3 27%	1 9%			6 18%	1 14%	0 0%	1 25%			2 13%
Third Ball %	0 0%	3 27%	1 9%			4 12%	0 0%	1 25%	0 0%			1 6%
Attacking %	5 45%	2 18%	7 63%			14 42%	3 42%	2 50%	2 50%			7 46%
Defending %	4 36%	3 27%	2 18%			9 27%	3 42%	1 25%	1 25%			5 33%
Counterattacking %	0 0%	0 0%	0 0%			0 0%	0 0%	0 0%	0 0%			0 0%
Other %	0 0%	0 0%	0 0%			0 0%	0 0%	0 0%	0 0%			0 0%
Biggest lead	5	7	7				2	2	0			
Handedness/Grip	Right/						Right/					

Game Progress

1	KREANGA Kalini. (GRE)	0	*0	2	*4	6	*7	8	*9	10	11
	DAVIS Kyle (AUS)	*0	2	*2	2	*2	3	*4	5	*6	7
2	KREANGA Kalini. (GRE)	*0	0	*1	3	*5	7	*8	10	11	
	DAVIS Kyle (AUS)	0	*2	3	*3	3	*3	4	*4	4	
3	KREANGA Kalini. (GRE)	0	*2	4	*6	7	*8	9	*10	11	
	DAVIS Kyle (AUS)	*0	0	*0	0	*1	2	*3	4	4	

Note:

*1*1* denotes server. For the definition of the statistics refer to "Competition Format and Rules" report



DETAILED CONTEST RESULTS

团体比赛详细成绩 / RÉSULTATS DÉTAILLÉS DU CONCOURS

GREECE (GRE) 3-0 AUSTRALIA (AUS)

Match 2 GIONIS Panagiotis (GRE) 3-0 HENZELL William (AUS)

Match Summary		Match	Game 1	Game 2	Game 3	Game 4	Game 5
GIONIS Panagiotis	GRE	3	11	11	11		
HENZELL William	AUS	0	7	8	8		
Duration of Match 2		20min	4min	4min	5min		

Contest No.: MT22

Table: 7

Umpires: SETA Yukito (JPN)

LAU Pub Taai (SIN)

Game Statistics	GIONIS Panagiotis (GRE)						HENZELL William (AUS)					
	Game					Match	Game					Match
	1	2	3	4	5		1	2	3	4	5	
Points won	11	11	11			33	7	8	8			23
Service %	0	0	1			1	0	2	0			2
	0%	0%	9%			3%	0%	25%	0%			8%
Third Ball %	1	0	0			1	1	0	0			1
	9%	0%	0%			3%	14%	0%	0%			4%
Attacking %	1	1	1			3	5	5	8			18
	9%	9%	9%			9%	71%	62%	100%			78%
Defending %	6	8	7			21	1	1	0			2
	54%	72%	63%			63%	14%	12%	0%			8%
Counterattacking %	3	2	2			7	0	0	0			0
	27%	18%	18%			21%	0%	0%	0%			0%
Other %	0	0	0			0	0	0	0			0
	0%	0%	0%			0%	0%	0%	0%			0%
Biggest lead	8	3	6				0	0	0			
Handedness/Grip	Right/						Right/					

Game Progress

1	GIONIS Panagio. (GRE)	*0	1	*3	5	*7	9	*9	10	*10	11	
	HENZELL William (AUS)	0	*1	1	*1	1	*1	3	*4	6	7	
2	GIONIS Panagio. (GRE)	0	*1	3	*4	5	*6	7	*8	8	*10	11
	HENZELL William (AUS)	*0	1	*1	2	*3	4	*5	6	*8	8	8
3	GIONIS Panagio. (GRE)	*0	1	*3	5	*6	8	*8	8	*8	10	11
	HENZELL William (AUS)	0	*1	1	*1	2	*2	4	*6	8	*8	8

Note:

* indicates server. For the definition of the statistics refer to "Competition Format and Rules" report



DETAILED CONTEST RESULTS

团体比赛详细成绩 / RÉSULTATS DÉTAILLÉS DU CONCOURS

GREECE (GRE) 3-0 AUSTRALIA (AUS)

Match 3 TSIOKAS Ntaniel (GRE) 3-0 ZALCBURG David (AUS)
GIONIS Panagiotis HENZELL William

Match Summary		Match	Game 1	Game 2	Game 3	Game 4	Game 5
TSIOKAS/GIONIS	GRE	3	11	11	11		
ZALCBURG/HENZELL	AUS	0	4	7	4		
Duration of Match 3		16min	3min	4min	3min		

Contest No.: MT22

Table: 7

Umpires: SETA Yukito (JPN)

LAU Pub Taai (SIN)

Game Statistics	TSIOKAS/GIONIS (GRE)					Match	ZALCBURG/HENZELL (AUS)					Match
	Game						Game					
	1	2	3	4	5		1	2	3	4	5	
Points won	11	11	11			33	4	7	4			15
Service %	1 9%	0 0%	1 9%			2 6%	1 25%	0 0%	1 25%			2 13%
Third Ball %	0 0%	0 0%	0 0%			0 0%	0 0%	0 0%	0 0%			0 0%
Attacking %	3 27%	2 18%	3 27%			8 24%	3 75%	4 57%	3 75%			10 66%
Defending %	5 45%	7 63%	5 45%			17 51%	0 0%	2 28%	0 0%			2 13%
Counterattacking %	1 9%	1 9%	1 9%			3 9%	0 0%	0 0%	0 0%			0 0%
Other %	1 9%	1 9%	1 9%			3 9%	0 0%	1 14%	0 0%			1 6%
Biggest lead	9	4	7				0	0	1			
Handedness/Grip	Right/ - Right/						Left/ - Right/					

Game Progress

1	TSIOKAS/GION. (GRE)	0	*_2	4	_6	7	*_9	10	_10	11	
	ZALCBURG/HEN. (AUS)	*_0	0	_0	0	*_1	1	_2	4	4	
2	TSIOKAS/GION. (GRE)	*_0	1	_3	3	*_4	6	_7	8*_10	11	
	ZALCBURG/HEN. (AUS)	0	_1	1	*_3	4	_4	5	_6	6	7
3	TSIOKAS/GION. (GRE)	0	*_1	2	_4	6	*_7	9	_10	11	
	ZALCBURG/HEN. (AUS)	*_0	1	_2	2	*_2	3	_3	4	4	

Note:

"*" denotes first player of pair is server, "-" denotes second player of pair is server. For the definition of the statistics refer to "Competition Format and Rules" report



DETAILED CONTEST RESULTS

团体比赛详细成绩 / RÉSULTATS DÉTAILLÉS DU CONCOURS

CROATIA (CRO) 0-3 GERMANY (GER)

Contest No.: MT7

Table: 4

Umpires: XIE Ying (CHN)

LING Chaochao (CHN)

Match 1			Match	Game 1	Game 2	Game 3	Game 4	Game 5
A	PRIMORAC Zoran	CRO	2	11	3	9	11	9
X	BOLL Timo	GER	3	9	11	11	7	11
Duration of Match 1			40min	6min	3min	6min	5min	6min
Match 2			Match	Game 1	Game 2	Game 3	Game 4	Game 5
B	TAN Ruiwu	CRO	2	11	12	11	9	9
Y	OVTCHAROV Dimitrij	GER	3	13	10	9	11	11
Duration of Match 2			54min	8min	8min	7min	8min	6min
Match 3			Match	Game 1	Game 2	Game 3	Game 4	Game 5
C/B	GACINA/TAN	CRO	1	10	8	14	10	
Z/X	SUSS/BOLL	GER	3	12	11	12	12	
Duration of Match 3			35min	5min	6min	9min	5min	
Duration of Contest				2h 09min				

Contest Statistics	CROATIA (CRO)						GERMANY (GER)					
	Match					Contest	Match					Contest
	1	2	3	4	5		1	2	3	4	5	
Points won	43	52	42			137	49	54	47			150
Service %	3 6%	8 15%	6 14%			17 12%	7 14%	8 14%	5 10%			20 13%
Third Ball %	6 13%	9 17%	2 4%			17 12%	12 24%	11 20%	0 0%			23 15%
Attacking %	30 69%	19 36%	25 59%			74 54%	25 51%	21 38%	25 53%			71 47%
Defending %	1 2%	15 28%	8 19%			24 17%	3 6%	9 16%	15 31%			27 18%
Counterattacking %	0 0%	1 1%	0 0%			1 0%	0 0%	1 1%	0 0%			1 0%
Other %	3 6%	0 0%	1 2%			4 2%	2 4%	4 7%	2 4%			8 5%

Legend:
 MT Men's Team



DETAILED CONTEST RESULTS

团体比赛详细成绩 / RÉSULTATS DÉTAILLÉS DU CONCOURS

CROATIA (CRO) 0-3 GERMANY (GER)

Match 1 PRIMORAC Zoran (CRO) 2-3 BOLL Timo (GER)

Match Summary		Match	Game 1	Game 2	Game 3	Game 4	Game 5
PRIMORAC Zoran	CRO	2	11	3	9	11	9
BOLL Timo	GER	3	9	11	11	7	11
Duration of Match 1		40min	6min	3min	6min	5min	6min

Contest No.: MT7

Table: 4

Umpires: XIE Ying (CHN)

LING Chaochao (CHN)

Game Statistics	PRIMORAC Zoran (CRO)						BOLL Timo (GER)					
	Game					Match	Game					Match
	1	2	3	4	5		1	2	3	4	5	
Points won	11	3	9	11	9	43	9	11	11	7	11	49
Service %	0	0	1	1	1	3	0	2	2	1	2	7
	0%	0%	11%	9%	11%	6%	0%	18%	18%	14%	18%	14%
Third Ball %	2	0	3	0	1	6	2	2	3	2	3	12
	18%	0%	33%	0%	11%	13%	22%	18%	27%	28%	27%	24%
Attacking %	9	2	5	8	6	30	6	5	5	3	6	25
	81%	66%	55%	72%	66%	69%	66%	45%	45%	42%	54%	51%
Defending %	0	0	0	1	0	1	0	1	1	1	0	3
	0%	0%	0%	9%	0%	2%	0%	9%	9%	14%	0%	6%
Counterattacking %	0	0	0	0	0	0	0	0	0	0	0	0
	0%	0%	0%	0%	0%	0%	0%	0%	0%	0%	0%	0%
Other %	0	1	0	1	1	3	1	1	0	0	0	2
	0%	33%	0%	9%	11%	6%	11%	9%	0%	0%	0%	4%
Biggest lead	2	0	2	4	0		2	8	2	0	3	
Handedness/Grip	Right/						Left/					

Game Progress

1	PRIMORAC Zoran (CRO)	*0	0	*2	2	*4	6	*6	7	*9	10	11
	BOLL Timo (GER)	0	*2	2	*4	4	*4	6	*7	7	*8	9
2	PRIMORAC Zoran (CRO)	0	*0	0	*1	1	*2	3	3			
	BOLL Timo (GER)	*0	2	*4	5	*7	8	*9	11			
3	PRIMORAC Zoran (CRO)	*0	1	*2	3	*4	6	*6	7	*8	9	9
	BOLL Timo (GER)	0	*1	2	*3	4	*4	6	*7	8	*9	11
4	PRIMORAC Zoran (CRO)	0	*2	3	*4	6	*7	7	*9	10	11	
	BOLL Timo (GER)	*0	0	*1	2	*2	3	*5	5	*6	7	
5	PRIMORAC Zoran (CRO)	*0	0	*1	2	*3	4	*5	6	*7	8	9
	BOLL Timo (GER)	0	*2	3	*4	5	*6	7	*8	9	*10	11

Note:

* indicates server. For the definition of the statistics refer to "Competition Format and Rules" report



DETAILED CONTEST RESULTS

团体比赛详细成绩 / RÉSULTATS DÉTAILLÉS DU CONCOURS

CROATIA (CRO) 0-3 GERMANY (GER)

Match 2 TAN Ruiwu (CRO) 2-3 OVTCHAROV Dimitrij (GER)

Match Summary		Match	Game 1	Game 2	Game 3	Game 4	Game 5
TAN Ruiwu	CRO	2	11	12	11	9	9
OVTCHAROV Dimitrij	GER	3	13	10	9	11	11
Duration of Match 2		54min	8min	8min	7min	8min	6min

Contest No.: MT7

Table: 4

Umpires: XIE Ying (CHN)

LING Chaochao (CHN)

Game Statistics	TAN Ruiwu (CRO)						OVTCHAROV Dimitrij (GER)					
	Game					Match	Game					Match
	1	2	3	4	5		1	2	3	4	5	
Points won	11	12	11	9	9	52	13	10	9	11	11	54
Service %	2 18%	3 25%	1 9%	1 11%	1 11%	8 15%	2 15%	4 40%	1 11%	0 0%	1 9%	8 14%
Third Ball %	3 27%	1 8%	3 27%	0 0%	2 22%	9 17%	3 23%	2 20%	2 22%	3 27%	1 9%	11 20%
Attacking %	4 36%	5 41%	4 36%	5 55%	1 11%	19 36%	7 53%	1 10%	5 55%	3 27%	5 45%	21 38%
Defending %	2 18%	3 25%	3 27%	2 22%	5 55%	15 28%	1 7%	3 30%	1 11%	2 18%	2 18%	9 16%
Counterattacking %	0 0%	0 0%	0 0%	1 11%	0 0%	1 1%	0 0%	0 0%	0 0%	1 9%	0 0%	1 1%
Other %	0 0%	0 0%	0 0%	0 0%	0 0%	0 0%	0 0%	0 0%	0 0%	2 18%	2 18%	4 7%
Biggest lead	2	3	3	0	3		2	0	2	5	2	
Handedness/Grip	Left/						Right/					

Game Progress

1	TAN Ruiwu (CRO)	*0	2	*2	3	*4	5	*5	6	*8	9	*10	11	*11	11	11
	OVTCHAROV Di. (GER)	0	*0	2	*3	4	*5	7	*8	8	*9	10	*10	11	*12	13
2	TAN Ruiwu (CRO)	0	*1	3	*4	5	*5	7	*7	9	*10	10	*11	12		
	OVTCHAROV Di. (GER)	*0	1	*1	2	*3	5	*5	7	*7	8	*10	10	10		
3	TAN Ruiwu (CRO)	*0	1	*2	4	*4	4	*6	8	*9	10	11				
	OVTCHAROV Di. (GER)	0	*1	2	*2	4	*6	6	*6	7	*8	9				
4	TAN Ruiwu (CRO)	0	*0	0	*1	2	*3	5	*6	7	*9	9				
	OVTCHAROV Di. (GER)	*0	2	*4	5	*6	7	*7	8	*9	9	11				
5	TAN Ruiwu (CRO)	*0	0	*2	3	*4	6	*7	7	*8	9	9				
	OVTCHAROV Di. (GER)	0	*2	2	*3	4	*4	5	*7	8	*9	11				

Note:

* indicates server. For the definition of the statistics refer to "Competition Format and Rules" report



DETAILED CONTEST RESULTS

团体比赛详细成绩 / RÉSULTATS DÉTAILLÉS DU CONCOURS

CROATIA (CRO) 0-3 GERMANY (GER)

Match 3 GACINA Andrej (CRO) 1-3 SUSS Christian (GER)
 TAN Ruiwu BOLL Timo

Match Summary		Match	Game 1	Game 2	Game 3	Game 4	Game 5
GACINA/TAN	CRO	1	10	8	14	10	
SUSS/BOLL	GER	3	12	11	12	12	
Duration of Match 3		35min	5min	6min	9min	5min	

Contest No.: MT7

Table: 4

Umpires: XIE Ying (CHN)

LING Chaochao (CHN)

Game Statistics	GACINA/TAN (CRO)					Match	SUSS/BOLL (GER)					Match
	Game						Game					
	1	2	3	4	5		1	2	3	4	5	
Points won	10	8	14	10		42	12	11	12	12		47
Service %	10%	25%	7%	20%		14%	16%	9%	16%	0%		10%
Third Ball %	10%	0%	7%	0%		4%	0%	0%	0%	0%		0%
Attacking %	40%	75%	57%	70%		59%	58%	36%	41%	75%		53%
Defending %	40%	0%	21%	10%		19%	25%	45%	33%	25%		31%
Counterattacking %	0%	0%	0%	0%		0%	0%	0%	0%	0%		0%
Other %	0%	0%	7%	0%		2%	0%	9%	8%	0%		4%
Biggest lead	1	1	3	3			3	3	2	3		
Handedness/Grip	Right/ - Left/						Right/ - Left/					

Game Progress

1	GACINA/TAN (CRO)	0	*_0	2	*_3	4	*_4	5	*_6	7	*_8	10	*_10	10				
	SUSS/BOLL (GER)	_*0	2	*_2	3	*_4	6	*_7	8	*_9	10	*_10	11	12				
2	GACINA/TAN (CRO)	_*0	0	*_2	3	*_4	4	*_5	6	*_8	8	8						
	SUSS/BOLL (GER)	0	*_2	2	*_3	4	*_6	7	*_8	8	*_10	11	11					
3	GACINA/TAN (CRO)	0	*_1	2	*_3	3	*_5	6	*_8	9	*_9	10	*_11	11	*_11	12	*_13	14
	SUSS/BOLL (GER)	_*0	1	*_2	3	*_5	5	*_6	6	*_7	9	*_10	10	*_11	12	*_12	12	12
4	GACINA/TAN (CRO)	*_0	1	*_3	4	*_4	4	*_5	7	*_7	9	*_10	10	10	10			
	SUSS/BOLL (GER)	0	*_1	1	*_2	4	*_6	7	*_7	9	*_9	10	*_11	12	12			

Note:

"*_-" denotes first player of pair is server, "-*_-" denotes second player of pair is server. For the definition of the statistics refer to "Competition Format and Rules" report



DETAILED CONTEST RESULTS

团体比赛详细成绩 / RÉSULTATS DÉTAILLÉS DU CONCOURS

SINGAPORE (SIN) 3-0 CANADA (CAN)

Contest No.: MT8 Table: 8 Umpires: DA SILVA Carlos (POR) FEDOROVA Svetlana (RUS)

Match 1			Match	Game 1	Game 2	Game 3	Game 4	Game 5
A	GAO Ning	SIN	3	13	11	6	11	
X	ZHANG Peng	CAN	1	11	4	11	9	
Duration of Match 1			31min	7min	0min	4min	8min	

Match 2			Match	Game 1	Game 2	Game 3	Game 4	Game 5
B	YANG Zi	SIN	3	8	11	11	8	11
Y	PETER-PAUL Pradeeban	CAN	2	11	4	6	11	7
Duration of Match 2			34min	5min	3min	4min	5min	5min

Match 3			Match	Game 1	Game 2	Game 3	Game 4	Game 5
C/B	CAI/YANG	SIN	3	9	11	13	11	
Z/Y	SHEN/PETER-PAUL	CAN	1	11	7	11	5	
Duration of Match 3			25min	4min	3min	7min	5min	

Duration of Contest	1h 32min
---------------------	-----------------

Contest Statistics	SINGAPORE (SIN)						CANADA (CAN)					
	Match					Contest	Match					Contest
	1	2	3	4	5		1	2	3	4	5	
Points won	41	49	44			134	35	39	34			108
Service %	4 9%	11 22%	6 13%			21 15%	5 14%	7 17%	2 5%			14 12%
Third Ball %	8 19%	4 8%	4 9%			16 11%	2 5%	3 7%	4 11%			9 8%
Attacking %	15 36%	11 22%	7 15%			33 24%	9 25%	13 33%	11 32%			33 30%
Defending %	10 24%	14 28%	22 50%			46 34%	13 37%	13 33%	15 44%			41 37%
Counterattacking %	3 7%	6 12%	5 11%			14 10%	6 17%	2 5%	2 5%			10 9%
Other %	1 2%	3 6%	0 0%			4 2%	0 0%	1 2%	0 0%			1 0%

Legend:
 MT Men's Team



DETAILED CONTEST RESULTS

团体比赛详细成绩 / RÉSULTATS DÉTAILLÉS DU CONCOURS

SINGAPORE (SIN) 3-0 CANADA (CAN)

Match 1 GAO Ning (SIN) 3-1 ZHANG Peng (CAN)

Match Summary		Match	Game 1	Game 2	Game 3	Game 4	Game 5
GAO Ning	SIN	3	13	11	6	11	
ZHANG Peng	CAN	1	11	4	11	9	
Duration of Match 1		31min	7min	0min	4min	8min	

Contest No.: MT8

Table: 8

Umpires: DA SILVA Carlos (POR)

FEDOROVA Svetlana (RUS)

Game Statistics	GAO Ning (SIN)						ZHANG Peng (CAN)					
	Game					Match	Game					Match
	1	2	3	4	5		1	2	3	4	5	
Points won	13	11	6	11		41	11	4	11	9		35
Service %	1 7%	0 0%	1 16%	2 18%		4 9%	1 9%	1 25%	2 18%	1 11%		5 14%
Third Ball %	6 46%	0 0%	0 0%	2 18%		8 19%	1 9%	0 0%	0 0%	1 11%		2 5%
Attacking %	2 15%	9 81%	2 33%	2 18%		15 36%	0 0%	3 75%	4 36%	2 22%		9 25%
Defending %	2 15%	2 18%	2 33%	4 36%		10 24%	6 54%	0 0%	3 27%	4 44%		13 37%
Counterattacking %	2 15%	0 0%	0 0%	1 9%		3 7%	3 27%	0 0%	2 18%	1 11%		6 17%
Other %	0 0%	0 0%	1 16%	0 0%		1 2%	0 0%	0 0%	0 0%	0 0%		0 0%
Biggest lead	2	7	0	2			6	1	5	3		
Handedness/Grip	/						Right/					

Game Progress

1	GAO Ning (SIN)	0	*0	1	*1	2	*2	4	*5	7	*8	10	*10	11	*12	13
	ZHANG Peng (CAN)	*0	2	*3	5	*6	8	*8	9	*9	10	*10	11	*11	11	11
2	GAO Ning (SIN)	*0	2	*2	3	*4	6	*8	10	11						
	ZHANG Peng (CAN)	0	*0	2	*3	4	*4	4	*4	4						
3	GAO Ning (SIN)	*0	0	*0	2	*2	2	*3	4	*5	6	6				
	ZHANG Peng (CAN)	0	*1	2	*2	4	*6	7	*8	9	*10	11				
4	GAO Ning (SIN)	*0	2	*2	3	*4	5	*5	6	*8	10	11				
	ZHANG Peng (CAN)	0	*0	2	*3	4	*5	7	*8	8	*8	9				

Note:

* denotes server. For the definition of the statistics refer to "Competition Format and Rules" report



DETAILED CONTEST RESULTS

团体比赛详细成绩 / RÉSULTATS DÉTAILLÉS DU CONCOURS

SINGAPORE (SIN) 3-0 CANADA (CAN)

Match 2 YANG Zi (SIN) 3-2 PETER-PAUL Pradeeban (CAN)

Match Summary		Match	Game 1	Game 2	Game 3	Game 4	Game 5
YANG Zi	SIN	3	8	11	11	8	11
PETER-PAUL Pradeeban	CAN	2	11	4	6	11	7
Duration of Match 2		34min	5min	3min	4min	5min	5min

Contest No.: MT8 Table: 8 Umpires: DA SILVA Carlos (POR) FEDOROVA Svetlana (RUS)

Game Statistics	YANG Zi (SIN)						PETER-PAUL Pradeeban (CAN)					
	Game					Match	Game					Match
	1	2	3	4	5		1	2	3	4	5	
Points won	8	11	11	8	11	49	11	4	6	11	7	39
Service %	25%	9%	27%	25%	27%	22%	0%	0%	66%	18%	14%	17%
Third Ball %	25%	0%	0%	12%	9%	8%	0%	25%	16%	9%	0%	7%
Attacking %	12%	18%	27%	25%	27%	22%	45%	25%	0%	27%	57%	33%
Defending %	37%	36%	27%	12%	27%	28%	54%	25%	16%	36%	14%	33%
Counterattacking %	0%	18%	18%	25%	0%	12%	0%	0%	0%	9%	14%	5%
Other %	0%	18%	0%	0%	9%	6%	0%	25%	0%	0%	0%	2%
Biggest lead	1	7	5	4	4		4	1	1	3	3	
Handedness/Grip	/						Right/					

Game Progress

1	YANG Zi (SIN)	0	*0	1	*2	2	*4	6	*7	8	*8	8
	PETER-PAUL Pr. (CAN)	*0	2	*3	4	*6	6	*6	7	*8	10	11
2	YANG Zi (SIN)	*0	1	*3	5	*6	6	*8	10	11		
	PETER-PAUL Pr. (CAN)	0	*1	1	*1	2	*4	4	*4	4		
3	YANG Zi (SIN)	0	*1	2	*4	6	*6	8	*8	10	11	
	PETER-PAUL Pr. (CAN)	*0	1	*2	2	*2	4	*4	6	*6	6	
4	YANG Zi (SIN)	*0	1	*2	4	*5	7	*7	7	*7	8	8
	PETER-PAUL Pr. (CAN)	0	*1	2	*2	3	*3	5	*7	9	*10	11
5	YANG Zi (SIN)	0	*0	1	*3	5	*7	8	*9	10	11	
	PETER-PAUL Pr. (CAN)	*0	2	*3	3	*3	3	*4	5	*6	7	

Note:

* indicates server. For the definition of the statistics refer to "Competition Format and Rules" report



DETAILED CONTEST RESULTS

团体比赛详细成绩 / RÉSULTATS DÉTAILLÉS DU CONCOURS

SINGAPORE (SIN) 3-0 CANADA (CAN)

Match 3 CAI Xiao Li (SIN) 3-1 SHEN Qiang (CAN)
 YANG Zi PETER-PAUL Pradeeban

Match Summary		Match	Game 1	Game 2	Game 3	Game 4	Game 5
CAI/YANG	SIN	3	9	11	13	11	
SHEN/PETER-PAUL	CAN	1	11	7	11	5	
Duration of Match 3		25min	4min	3min	7min	5min	

Contest No.: MT8 Table: 8 Umpires: DA SILVA Carlos (POR) FEDOROVA Svetlana (RUS)

Game Statistics	CAI/YANG (SIN)					Match	SHEN/PETER-PAUL (CAN)					Match
	Game						Game					
	1	2	3	4	5		1	2	3	4	5	
Points won	9	11	13	11		44	11	7	11	5		34
Service %	0 0%	4 36%	0 0%	2 18%		6 13%	2 18%	0 0%	0 0%	0 0%		2 5%
Third Ball %	2 22%	1 9%	0 0%	1 9%		4 9%	2 18%	1 14%	1 9%	0 0%		4 11%
Attacking %	0 0%	1 9%	5 38%	1 9%		7 15%	3 27%	3 42%	2 18%	3 60%		11 32%
Defending %	7 77%	4 36%	7 53%	4 36%		22 50%	4 36%	2 28%	7 63%	2 40%		15 44%
Counterattacking %	0 0%	1 9%	1 7%	3 27%		5 11%	0 0%	1 14%	1 9%	0 0%		2 5%
Other %	0 0%	0 0%	0 0%	0 0%		0 0%	0 0%	0 0%	0 0%	0 0%		0 0%
Biggest lead	4	4	2	6			2	0	2	1		
Handedness/Grip						/ - /						Right/ - Right/

Game Progress

1	CAI/YANG (SIN)	0	*_1	2	*_4	5	_*6	8	*_8	9	_*9	9				
	SHEN/PETER-P. (CAN)	*_0	1	_*2	2	*_3	4	_*4	6	*_7	9	11				
2	CAI/YANG (SIN)	_*0	2	*_3	4	_*5	5	*_7	9	_*10	11					
	SHEN/PETER-P. (CAN)	0	*_0	1	_*2	3	*_5	5	_*5	6	7					
3	CAI/YANG (SIN)	0	*_1	2	*_4	4	_*5	6	*_6	7	_*9	10	*_10	11	_*12	13
	SHEN/PETER-P. (CAN)	*_0	1	_*2	2	*_4	5	_*6	8	*_9	9	*_10	11	*_11	11	11
4	CAI/YANG (SIN)	_*0	2	*_2	3	_*4	6	*_7	9	11						
	SHEN/PETER-P. (CAN)	0	*_0	2	_*3	4	*_4	5	_*5	5						

Note:

"*_-" denotes first player of pair is server, "-*_-" denotes second player of pair is server. For the definition of the statistics refer to "Competition Format and Rules" report



DETAILED CONTEST RESULTS

团体比赛详细成绩 / RÉSULTATS DÉTAILLÉS DU CONCOURS

GERMANY (GER) 3-0 CANADA (CAN)

Contest No.: MT15

Table: 7

Umpires: XIE Ying (CHN)

LING Chaochao (CHN)

Match 1			Match	Game 1	Game 2	Game 3	Game 4	Game 5
A	OVTCHAROV Dimitrij	GER	3	11	5	11	11	
X	ZHANG Peng	CAN	1	7	11	2	6	
Duration of Match 1			26min	5min	4min	3min	5min	
Match 2			Match	Game 1	Game 2	Game 3	Game 4	Game 5
B	BOLL Timo	GER	3	6	7	11	11	11
Y	PETER-PAUL Pradeeban	CAN	2	11	11	3	2	7
Duration of Match 2			31min	4min	4min	3min	3min	8min
Match 3			Match	Game 1	Game 2	Game 3	Game 4	Game 5
C/B	SUSS/BOLL	GER	3	11	7	11	11	
Z/Y	SHEN/PETER-PAUL	CAN	1	6	11	7	5	
Duration of Match 3			20min	3min	3min	3min	2min	
Duration of Contest				1h 17min				

Contest Statistics	GERMANY (GER)						CANADA (CAN)					
	Match					Contest	Match					Contest
	1	2	3	4	5		1	2	3	4	5	
Points won	38	45	40			123	26	34	29			89
Service %	5 13%	4 8%	2 5%			11 8%	3 11%	5 14%	1 3%			9 10%
Third Ball %	7 18%	5 11%	6 15%			18 14%	2 7%	2 5%	2 6%			6 6%
Attacking %	13 34%	23 51%	19 47%			55 44%	18 69%	19 55%	15 51%			52 58%
Defending %	11 28%	13 28%	12 30%			36 29%	2 7%	6 17%	11 37%			19 21%
Counterattacking %	0 0%	0 0%	0 0%			0 0%	0 0%	1 2%	0 0%			1 1%
Other %	2 5%	0 0%	1 2%			3 2%	1 3%	1 2%	0 0%			2 2%

Legend:
 MT Men's Team



DETAILED CONTEST RESULTS

团体比赛详细成绩 / RÉSULTATS DÉTAILLÉS DU CONCOURS

GERMANY (GER) 3-0 CANADA (CAN)

Match 1 OVTCHAROV Dimitrij (GER) 3-1 ZHANG Peng (CAN)

Match Summary		Match	Game 1	Game 2	Game 3	Game 4	Game 5
OVTCHAROV Dimitrij	GER	3	11	5	11	11	
ZHANG Peng	CAN	1	7	11	2	6	
Duration of Match 1		26min	5min	4min	3min	5min	

Contest No.: MT15

Table: 7

Umpires: XIE Ying (CHN)

LING Chaochao (CHN)

Game Statistics	OVTCHAROV Dimitrij (GER)						ZHANG Peng (CAN)					
	Game					Match	Game					Match
	1	2	3	4	5		1	2	3	4	5	
Points won	11	5	11	11		38	7	11	2	6		26
Service %	1 9%	1 20%	2 18%	1 9%		5 13%	0 0%	2 18%	0 0%	1 16%		3 11%
Third Ball %	3 27%	0 0%	2 18%	2 18%		7 18%	2 28%	0 0%	0 0%	0 0%		2 7%
Attacking %	3 27%	3 60%	4 36%	3 27%		13 34%	5 71%	8 72%	1 50%	4 66%		18 69%
Defending %	4 36%	1 20%	2 18%	4 36%		11 28%	0 0%	1 9%	0 0%	1 16%		2 7%
Counterattacking %	0 0%	0 0%	0 0%	0 0%		0 0%	0 0%	0 0%	0 0%	0 0%		0 0%
Other %	0 0%	0 0%	1 9%	1 9%		2 5%	0 0%	0 0%	1 50%	0 0%		1 3%
Biggest lead	5	0	9	7			0	6	0	0		
Handedness/Grip	Right/						Right/					

Game Progress

1	OVTCHAROV Di. (GER)	0	*2	4	*5	6	*7	8	*8	10	11
	ZHANG Peng (CAN)	*0	0	*0	1	*2	3	*4	6	*6	7
2	OVTCHAROV Di. (GER)	*0	1	*1	2	*3	3	*4	5	5	
	ZHANG Peng (CAN)	0	*1	3	*4	5	*7	8	*9	11	
3	OVTCHAROV Di. (GER)	0	*2	4	*6	7	*9	10	11		
	ZHANG Peng (CAN)	*0	0	*0	0	*1	1	*2	2		
4	OVTCHAROV Di. (GER)	*0	2	*3	5	*6	7	*9	10	*10	11
	ZHANG Peng (CAN)	0	*0	1	*1	2	*3	3	*4	6	6

Note:

* indicates server. For the definition of the statistics refer to "Competition Format and Rules" report



DETAILED CONTEST RESULTS

团体比赛详细成绩 / RÉSULTATS DÉTAILLÉS DU CONCOURS

GERMANY (GER) 3-0 CANADA (CAN)

Match 2 BOLL Timo (GER) 3-2 PETER-PAUL Pradeeban (CAN)

Match Summary		Match	Game 1	Game 2	Game 3	Game 4	Game 5
BOLL Timo	GER	3	6	7	11	11	11
PETER-PAUL Pradeeban	CAN	2	11	11	3	2	7
Duration of Match 2		31min	4min	4min	3min	3min	8min

Contest No.: MT15

Table: 7

Umpires: XIE Ying (CHN)

LING Chaochao (CHN)

Game Statistics	BOLL Timo (GER)						PETER-PAUL Pradeeban (CAN)					
	Game					Match	Game					Match
	1	2	3	4	5		1	2	3	4	5	
Points won	6	7	11	11	10	45	11	11	3	2	7	34
Service %	16%	14%	9%	9%	0%	8%	9%	18%	0%	50%	14%	14%
Third Ball %	0%	14%	0%	18%	20%	11%	9%	0%	0%	0%	14%	5%
Attacking %	16%	71%	63%	45%	50%	51%	54%	54%	66%	50%	57%	55%
Defending %	66%	0%	27%	27%	30%	28%	27%	18%	33%	0%	0%	17%
Counterattacking %	0%	0%	0%	0%	0%	0%	0%	0%	0%	0%	14%	2%
Other %	0%	0%	0%	0%	0%	0%	0%	9%	0%	0%	0%	2%
Biggest lead	2	2	8	9	5		5	4	0	1	0	
Handedness/Grip	Left/						Right/					

Game Progress

1	BOLL Timo (GER)	0	*0	2	*4	4	*5	6	*6	6	6
	PETER-PAUL Pr. (CAN)	*0	2	*2	2	*4	5	*6	8	*10	11
2	BOLL Timo (GER)	*0	1	*2	3	*4	5	*7	7	*7	7
	PETER-PAUL Pr. (CAN)	0	*1	2	*3	4	*5	5	*7	9	11
3	BOLL Timo (GER)	0	*2	3	*4	5	*7	9	11		
	PETER-PAUL Pr. (CAN)	*0	0	*1	2	*3	3	*3	3		
4	BOLL Timo (GER)	*0	1	*2	4	*6	8	*10	11		
	PETER-PAUL Pr. (CAN)	0	*1	2	*2	2	*2	2	2		
5	BOLL Timo (GER)	0	*2	3	*4	5	*6	8	*9	10	11
	PETER-PAUL Pr. (CAN)	*0	0	*1	2	*3	4	*4	5	*6	7

Note:

* denotes server. For the definition of the statistics refer to "Competition Format and Rules" report



DETAILED CONTEST RESULTS

团体比赛详细成绩 / RÉSULTATS DÉTAILLÉS DU CONCOURS

GERMANY (GER) 3-0 CANADA (CAN)

Match 3 SUSS Christian (GER) 3-1 SHEN Qiang (CAN)
BOLL Timo PETER-PAUL Pradeeban

Match Summary		Match	Game 1	Game 2	Game 3	Game 4	Game 5
SUSS/BOLL	GER	3	11	7	11	11	
SHEN/PETER-PAUL	CAN	1	6	11	7	5	
Duration of Match 3		20min	3min	3min	3min	2min	

Contest No.: MT15

Table: 7

Umpires: XIE Ying (CHN)

LING Chaochao (CHN)

Game Statistics	SUSS/BOLL (GER)					Match	SHEN/PETER-PAUL (CAN)					Match
	Game						Game					
	1	2	3	4	5		1	2	3	4	5	
Points won	11	7	11	11		40	6	11	7	5		29
Service %	1 9%	0 0%	0 0%	1 9%		2 5%	0 0%	0 0%	1 14%	0 0%		1 3%
Third Ball %	0 0%	2 28%	1 9%	3 27%		6 15%	1 16%	0 0%	0 0%	1 20%		2 6%
Attacking %	6 54%	2 28%	5 45%	6 54%		19 47%	0 0%	7 63%	6 85%	2 40%		15 51%
Defending %	4 36%	3 42%	5 45%	0 0%		12 30%	5 83%	4 36%	0 0%	2 40%		11 37%
Counterattacking %	0 0%	0 0%	0 0%	0 0%		0 0%	0 0%	0 0%	0 0%	0 0%		0 0%
Other %	0 0%	0 0%	0 0%	1 9%		1 2%	0 0%	0 0%	0 0%	0 0%		0 0%
Biggest lead	5	1	4	6			2	4	4	0		
Handedness/Grip	Right/ - Left/						Right/ - Right/					

Game Progress

1	SUSS/BOLL (GER)	0	_0	2	*_4	6	_6	7	*_8	10	11
	SHEN/PETER-P. (CAN)	*_0	2	_2	2	*_2	4	_5	6	*_6	6
2	SUSS/BOLL (GER)	_0	1	*_2	3	_3	5	*_6	7	_7	7
	SHEN/PETER-P. (CAN)	0	_1	2	_3	5	*_5	6	*_7	9	11
3	SUSS/BOLL (GER)	0	_1	2	*_2	2	_4	6	*_7	9	11
	SHEN/PETER-P. (CAN)	*_0	1	_2	4	*_6	6	_6	7	*_7	7
4	SUSS/BOLL (GER)	_0	2	*_3	4	_6	7	*_8	9	11	
	SHEN/PETER-P. (CAN)	0	*_0	1	_2	2	*_3	4	_5	5	

Note:

"*_-" denotes first player of pair is server, "-*" denotes second player of pair is server. For the definition of the statistics refer to "Competition Format and Rules" report



DETAILED CONTEST RESULTS

团体比赛详细成绩 / RÉSULTATS DÉTAILLÉS DU CONCOURS

CROATIA (CRO) 3-1 SINGAPORE (SIN)

Contest No.: MT16 Table: 6 Umpires: DA SILVA Carlos (POR) FEDOROVA Svetlana (RUS)

Match 1			Match	Game 1	Game 2	Game 3	Game 4	Game 5
A	TAN Ruiwu	CRO	3	11	11	11		
X	YANG Zi	SIN	0	8	5	8		
Duration of Match 1			19min	4min	4min	5min		

Match 2			Match	Game 1	Game 2	Game 3	Game 4	Game 5
B	PRIMORAC Zoran	CRO	1	12	8	9	8	
Y	GAO Ning	SIN	3	10	11	11	11	
Duration of Match 2			32min	6min	5min	6min	7min	

Match 3			Match	Game 1	Game 2	Game 3	Game 4	Game 5
C/A	GACINA/TAN	CRO	3	10	12	13	11	
Z/X	CAI/YANG	SIN	1	12	10	11	8	
Duration of Match 3			38min	6min	7min	8min	6min	

Match 4			Match	Game 1	Game 2	Game 3	Game 4	Game 5
B	PRIMORAC Zoran	CRO	3	11	11	8	11	
Z	CAI Xiao Li	SIN	1	6	6	11	5	
Duration of Match 4			28min	4min	6min	6min	5min	

Duration of Contest	1h 59min
---------------------	-----------------

Contest Statistics	CROATIA (CRO)						SINGAPORE (SIN)					
	Match					Contest	Match					Contest
	1	2	3	4	5		1	2	3	4	5	
Points won	33	37	46	41		157	21	43	41	28		133
Service %	5 15%	5 13%	5 10%	1 2%		16 10%	1 4%	9 20%	3 7%	1 3%		14 10%
Third Ball %	7 21%	4 10%	1 2%	3 7%		15 9%	7 33%	5 11%	5 12%	1 3%		18 13%
Attacking %	12 36%	13 35%	25 54%	30 73%		80 50%	9 42%	18 41%	17 41%	18 64%		62 46%
Defending %	2 6%	2 5%	3 6%	1 2%		8 5%	0 0%	4 9%	7 17%	3 10%		14 10%
Counterattacking %	7 21%	13 35%	11 23%	3 7%		34 21%	4 19%	5 11%	9 21%	5 17%		23 17%
Other %	0 0%	0 0%	1 2%	3 7%		4 2%	0 0%	2 4%	0 0%	0 0%		2 1%

Legend:
 MT Men's Team



DETAILED CONTEST RESULTS

团体比赛详细成绩 / RÉSULTATS DÉTAILLÉS DU CONCOURS

CROATIA (CRO) 3-1 SINGAPORE (SIN)

Match 1 TAN Ruiwu (CRO) 3-0 YANG Zi (SIN)

Match Summary		Match	Game 1	Game 2	Game 3	Game 4	Game 5
TAN Ruiwu	CRO	3	11	11	11		
YANG Zi	SIN	0	8	5	8		
Duration of Match 1		19min	4min	4min	5min		

Contest No.: MT16 Table: 6 Umpires: DA SILVA Carlos (POR) FEDOROVA Svetlana (RUS)

Game Statistics	TAN Ruiwu (CRO)						YANG Zi (SIN)					
	Game					Match	Game					Match
	1	2	3	4	5		1	2	3	4	5	
Points won	11	11	11			33	8	5	8			21
Service %	1 9%	3 27%	1 9%			5 15%	1 12%	0 0%	0 0%			1 4%
Third Ball %	5 45%	1 9%	1 9%			7 21%	4 50%	2 40%	1 12%			7 33%
Attacking %	3 27%	4 36%	5 45%			12 36%	2 25%	2 40%	5 62%			9 42%
Defending %	0 0%	1 9%	1 9%			2 6%	0 0%	0 0%	0 0%			0 0%
Counterattacking %	2 18%	2 18%	3 27%			7 21%	1 12%	1 20%	2 25%			4 19%
Other %	0 0%	0 0%	0 0%			0 0%	0 0%	0 0%	0 0%			0 0%
Biggest lead	3	6	4				2	0	0			
Handedness/Grip	Left/						/					

Game Progress

1	TAN Ruiwu (CRO)	*0	1	*1	3	*3	5	*5	7	*9	10	11
	YANG Zi (SIN)	0	*1	3	*3	5	*5	7	*7	7	*8	8
2	TAN Ruiwu (CRO)	0	*1	3	*5	6	*7	9	*9	11		
	YANG Zi (SIN)	*0	1	*1	1	*2	3	*3	5	5		
3	TAN Ruiwu (CRO)	*0	2	*2	4	*5	6	*7	8	*10	10	11
	YANG Zi (SIN)	0	*0	2	*2	3	*4	5	*6	6	*8	8

Note:
 AT denotes server. For the definition of the statistics refer to "Competition Format and Rules" report



DETAILED CONTEST RESULTS

团体比赛详细成绩 / RÉSULTATS DÉTAILLÉS DU CONCOURS

CROATIA (CRO) 3-1 SINGAPORE (SIN)

Match 2 PRIMORAC Zoran (CRO) 1-3 GAO Ning (SIN)

Match Summary		Match	Game 1	Game 2	Game 3	Game 4	Game 5
PRIMORAC Zoran	CRO	1	12	8	9	8	
GAO Ning	SIN	3	10	11	11	11	
Duration of Match 2		32min	6min	5min	6min	7min	

Contest No.: MT16 Table: 6 Umpires: DA SILVA Carlos (POR) FEDOROVA Svetlana (RUS)

Game Statistics	PRIMORAC Zoran (CRO)						GAO Ning (SIN)					
	Game					Match	Game					Match
	1	2	3	4	5		1	2	3	4	5	
Points won	12	8	9	8		37	10	11	11	11		43
Service %	2 16%	1 12%	2 22%	0 0%		5 13%	3 30%	3 27%	1 9%	2 18%		9 20%
Third Ball %	2 16%	1 12%	1 11%	0 0%		4 10%	1 10%	1 9%	2 18%	1 9%		5 11%
Attacking %	4 33%	4 50%	1 11%	4 50%		13 35%	5 50%	2 18%	4 36%	7 63%		18 41%
Defending %	1 8%	0 0%	1 11%	0 0%		2 5%	1 10%	2 18%	1 9%	0 0%		4 9%
Counterattacking %	3 25%	2 25%	4 44%	4 50%		13 35%	0 0%	2 18%	2 18%	1 9%		5 11%
Other %	0 0%	0 0%	0 0%	0 0%		0 0%	0 0%	1 9%	1 9%	0 0%		2 4%
Biggest lead	2	0	2	2			5	5	3	3		
Handedness/Grip	Right/						/					

Game Progress

1	PRIMORAC Zoran (CRO)	*0	1	*1	1	*2	4	*4	6	*7	8	*10	11	12
	GAO Ning (SIN)	0	*1	3	*5	6	*6	8	*8	9	*10	10	*10	10
2	PRIMORAC Zoran (CRO)	0	*0	1	*2	3	*3	4	*5	7	*8			8
	GAO Ning (SIN)	*0	2	*3	4	*5	7	*8	9	*9	10			11
3	PRIMORAC Zoran (CRO)	*0	2	*2	2	*4	4	*5	6	*7	8			9
	GAO Ning (SIN)	0	*0	2	*4	4	*6	7	*8	9	*10			11
4	PRIMORAC Zoran (CRO)	0	*1	3	*3	3	*4	5	*6	8	*8			8
	GAO Ning (SIN)	*0	1	*1	3	*5	6	*7	8	*8	10			11

Note:

* indicates server. For the definition of the statistics refer to "Competition Format and Rules" report



DETAILED CONTEST RESULTS

团体比赛详细成绩 / RÉSULTATS DÉTAILLÉS DU CONCOURS

CROATIA (CRO) 3-1 SINGAPORE (SIN)

Match 3 GACINA Andrej (CRO) 3-1 CAI Xiao Li (SIN)
TAN Ruiwu YANG Zi

Match Summary		Match	Game 1	Game 2	Game 3	Game 4	Game 5
GACINA/TAN	CRO	3	10	12	13	11	
CAI/YANG	SIN	1	12	10	11	8	
Duration of Match 3		38min	6min	7min	8min	6min	

Contest No.: MT16 Table: 6 Umpires: DA SILVA Carlos (POR) FEDOROVA Svetlana (RUS)

Game Statistics	GACINA/TAN (CRO)					Match	CAI/YANG (SIN)					Match
	Game						Game					
	1	2	3	4	5		1	2	3	4	5	
Points won	10	12	13	11		46	12	10	11	8		41
Service %	10%	8%	7%	18%		10%	8%	0%	0%	25%		7%
Third Ball %	10%	0%	0%	0%		2%	8%	0%	27%	12%		12%
Attacking %	40%	41%	61%	72%		54%	58%	50%	36%	12%		41%
Defending %	0%	8%	15%	0%		6%	8%	30%	9%	25%		17%
Counterattacking %	40%	41%	15%	0%		23%	16%	20%	27%	25%		21%
Other %	0%	0%	0%	9%		2%	0%	0%	0%	0%		0%
Biggest lead	3	3	2	3			2	0	5	2		
Handedness/Grip	Right/ - Left/						/ - /					

Game Progress

1	GACINA/TAN (CRO)	0	*_2	3	*_4	5	*_6	7	*_8	8	*_9	10	*_10	10		
	CAI/YANG (SIN)	*_0	0	*_1	2	*_3	4	*_5	6	*_8	9	*_10	11	12		
2	GACINA/TAN (CRO)	*_0	1	*_3	4	*_5	5	*_7	8	*_9	10	*_10	11	12		
	CAI/YANG (SIN)	0	*_1	1	*_2	3	*_5	5	*_6	7	*_8	10	*_10	10		
3	GACINA/TAN (CRO)	0	*_1	2	*_3	3	*_3	4	*_5	6	*_8	10	*_11	11	*_12	13
	CAI/YANG (SIN)	*_0	1	*_2	3	*_5	7	*_8	9	*_10	10	*_10	10	*_11	11	11
4	GACINA/TAN (CRO)	*_0	2	*_3	3	*_3	5	*_6	7	*_8	10	11	11	11		
	CAI/YANG (SIN)	0	*_0	1	*_3	5	*_5	6	*_7	8	*_8	8	8	8		

Note:

"*" denotes first player of pair is server, "-" denotes second player of pair is server. For the definition of the statistics refer to "Competition Format and Rules" report



DETAILED CONTEST RESULTS

团体比赛详细成绩 / RÉSULTATS DÉTAILLÉS DU CONCOURS

CROATIA (CRO) 3-1 SINGAPORE (SIN)

Match 4 PRIMORAC Zoran (CRO) 3-1 CAI Xiao Li (SIN)

Match Summary		Match	Game 1	Game 2	Game 3	Game 4	Game 5
PRIMORAC Zoran	CRO	3	11	11	8	11	
CAI Xiao Li	SIN	1	6	6	11	5	
Duration of Match 4		28min	4min	6min	6min	5min	

Contest No.: MT16

Table: 6

Umpires: DA SILVA Carlos (POR)

FEDOROVA Svetlana (RUS)

Game Statistics	PRIMORAC Zoran (CRO)						CAI Xiao Li (SIN)					
	Game					Match	Game					Match
	1	2	3	4	5		1	2	3	4	5	
Points won	11	11	8	11		41	6	6	11	5		28
Service %	0	1	0	0		1	0	1	0	0		1
	0%	9%	0%	0%		2%	0%	16%	0%	0%		3%
Third Ball %	2	0	1	0		3	1	0	0	0		1
	18%	0%	12%	0%		7%	16%	0%	0%	0%		3%
Attacking %	5	8	7	10		30	2	5	9	2		18
	45%	72%	87%	90%		73%	33%	83%	81%	40%		64%
Defending %	0	1	0	0		1	1	0	1	1		3
	0%	9%	0%	0%		2%	16%	0%	9%	20%		10%
Counterattacking %	1	1	0	1		3	2	0	1	2		5
	9%	9%	0%	9%		7%	33%	0%	9%	40%		17%
Other %	3	0	0	0		3	0	0	0	0		0
	27%	0%	0%	0%		7%	0%	0%	0%	0%		0%
Biggest lead	5	7	3	6			1	1	4	1		
Handedness/Grip	Right/						/					

Game Progress

1	PRIMORAC Zoran (CRO)	*0	2	*2	3	*5	7	*8	9	*10	11	
	CAI Xiao Li (SIN)	0	*0	2	*3	3	*3	4	*5	6	6	
2	PRIMORAC Zoran (CRO)	0	*1	2	*4	6	*7	9	*10	10	11	
	CAI Xiao Li (SIN)	*0	1	*2	2	*2	3	*3	4	*6	6	
3	PRIMORAC Zoran (CRO)	*0	2	*3	4	*4	5	*5	5	*6	8	8
	CAI Xiao Li (SIN)	0	*0	1	*2	4	*5	7	*9	10	*10	11
4	PRIMORAC Zoran (CRO)	0	*1	3	*5	6	*6	8	*9	11		
	CAI Xiao Li (SIN)	*0	1	*1	1	*2	4	*4	5	5		

Note:

* indicates server. For the definition of the statistics refer to "Competition Format and Rules" report



DETAILED CONTEST RESULTS

团体比赛详细成绩 / RÉSULTATS DÉTAILLÉS DU CONCOURS

GERMANY (GER) 3-1 SINGAPORE (SIN)

Contest No.: MT23 Table: 2 Umpires: DA SILVA Carlos (POR) FEDOROVA Svetlana (RUS)

Match 1			Match	Game 1	Game 2	Game 3	Game 4	Game 5
A	BOLL Timo	GER	3	11	11	11		
X	CAI Xiao Li	SIN	0	7	2	5		
Duration of Match 1			15min	4min	3min	4min		

Match 2			Match	Game 1	Game 2	Game 3	Game 4	Game 5
B	OVTCHAROV Dimitrij	GER	0	7	7	8		
Y	GAO Ning	SIN	3	11	11	11		
Duration of Match 2			20min	5min	4min	4min		

Match 3			Match	Game 1	Game 2	Game 3	Game 4	Game 5
C/A	SUSS/BOLL	GER	3	11	11	12		
Z/Y	YANG/GAO	SIN	0	8	3	10		
Duration of Match 3			19min	5min	3min	6min		

Match 4			Match	Game 1	Game 2	Game 3	Game 4	Game 5
B	OVTCHAROV Dimitrij	GER	3	10	11	4	11	11
Z	YANG Zi	SIN	2	12	3	11	6	5
Duration of Match 4			33min	6min	3min	4min	5min	6min

Duration of Contest	1h 28min
---------------------	-----------------

Contest Statistics	GERMANY (GER)						SINGAPORE (SIN)					
	Match					Contest	Match					Contest
	1	2	3	4	5		1	2	3	4	5	
Points won	33	22	34	47		136	14	33	21	37		105
Service %	3 9%	5 22%	3 8%	5 10%		16 11%	3 21%	0 0%	3 14%	7 18%		13 12%
Third Ball %	5 15%	5 22%	3 8%	7 14%		20 14%	1 7%	3 9%	2 9%	8 21%		14 13%
Attacking %	24 72%	8 36%	27 79%	23 48%		82 60%	7 50%	27 81%	9 42%	19 51%		62 59%
Defending %	1 3%	3 13%	1 2%	9 19%		14 10%	3 21%	3 9%	6 28%	3 8%		15 14%
Counterattacking %	0 0%	1 4%	0 0%	2 4%		3 2%	0 0%	0 0%	0 0%	0 0%		0 0%
Other %	0 0%	0 0%	0 0%	1 2%		1 0%	0 0%	0 0%	1 4%	0 0%		1 0%

Legend:
 MT Men's Team



DETAILED CONTEST RESULTS

团体比赛详细成绩 / RÉSULTATS DÉTAILLÉS DU CONCOURS

GERMANY (GER) 3-1 SINGAPORE (SIN)

Match 1 BOLL Timo (GER) 3-0 CAI Xiao Li (SIN)

Match Summary		Match	Game 1	Game 2	Game 3	Game 4	Game 5
BOLL Timo	GER	3	11	11	11		
CAI Xiao Li	SIN	0	7	2	5		
Duration of Match 1		15min	4min	3min	4min		

Contest No.: MT23 Table: 2 Umpires: DA SILVA Carlos (POR) FEDOROVA Svetlana (RUS)

Game Statistics	BOLL Timo (GER)						CAI Xiao Li (SIN)					
	Game					Match	Game					Match
	1	2	3	4	5		1	2	3	4	5	
Points won	11	11	11			33	7	2	5			14
Service %	0	1	2			3	2	0	1			3
	0%	9%	18%			9%	28%	0%	20%			21%
Third Ball %	2	2	1			5	0	0	1			1
	18%	18%	9%			15%	0%	0%	20%			7%
Attacking %	8	8	8			24	4	2	1			7
	72%	72%	72%			72%	57%	100%	20%			50%
Defending %	1	0	0			1	1	0	2			3
	9%	0%	0%			3%	14%	0%	40%			21%
Counterattacking %	0	0	0			0	0	0	0			0
	0%	0%	0%			0%	0%	0%	0%			0%
Other %	0	0	0			0	0	0	0			0
	0%	0%	0%			0%	0%	0%	0%			0%
Biggest lead	4	9	7				0	1	1			
Handedness/Grip	Left/						/					

Game Progress

1	BOLL Timo (GER)	0	*2	3	*4	6	*7	8	*9	9	11
	CAI Xiao Li (SIN)	*0	0	*1	2	*2	3	*4	5	*7	7
2	BOLL Timo (GER)	*0	1	*3	5	*7	9	*10	11		
	CAI Xiao Li (SIN)	0	*1	1	*1	1	*1	2	2		
3	BOLL Timo (GER)	0	*1	3	*4	5	*7	9	*10	11	
	CAI Xiao Li (SIN)	*0	1	*1	2	*3	3	*3	4	5	

Note:

* indicates server. For the definition of the statistics refer to "Competition Format and Rules" report



DETAILED CONTEST RESULTS

团体比赛详细成绩 / RÉSULTATS DÉTAILLÉS DU CONCOURS

GERMANY (GER) 3-1 SINGAPORE (SIN)

Match 2 OVTCHAROV Dimitrij (GER) 0-3 GAO Ning (SIN)

Match Summary		Match	Game 1	Game 2	Game 3	Game 4	Game 5
OVTCHAROV Dimitrij	GER	0	7	7	8		
GAO Ning	SIN	3	11	11	11		
Duration of Match 2		20min	5min	4min	4min		

Contest No.: MT23 Table: 2 Umpires: DA SILVA Carlos (POR) FEDOROVA Svetlana (RUS)

Game Statistics	OVTCHAROV Dimitrij (GER)						GAO Ning (SIN)					
	Game					Match	Game					Match
	1	2	3	4	5		1	2	3	4	5	
Points won	7	7	8			22	11	11	11			33
Service %	14%	28%	25%			22%	0%	0%	0%			0%
Third Ball %	28%	28%	12%			22%	9%	18%	0%			9%
Attacking %	42%	28%	37%			36%	90%	63%	90%			81%
Defending %	14%	0%	25%			13%	0%	18%	9%			9%
Counterattacking %	0%	14%	0%			4%	0%	0%	0%			0%
Other %	0%	0%	0%			0%	0%	0%	0%			0%
Biggest lead	0	3	0				4	4	4			
Handedness/Grip	Right/						/					

Game Progress

1	OVTCHAROV Di. (GER)	0	*1	1	*1	2	*4	5	*7	7	7	
	GAO Ning (SIN)	*0	1	*3	5	*6	6	*7	7	*9	11	
2	OVTCHAROV Di. (GER)	*0	2	*3	4	*4	5	*5	5	*6	7	
	GAO Ning (SIN)	0	*0	1	*2	4	*5	7	*9	10	11	
3	OVTCHAROV Di. (GER)	0	*1	2	*3	3	*4	5	*5	6	*8	8
	GAO Ning (SIN)	*0	1	*2	3	*5	6	*7	9	*10	10	11

Note:

*1*1*1* denotes server. For the definition of the statistics refer to "Competition Format and Rules" report



DETAILED CONTEST RESULTS

团体比赛详细成绩 / RÉSULTATS DÉTAILLÉS DU CONCOURS

GERMANY (GER) 3-1 SINGAPORE (SIN)

Match 3 SUSS Christian (GER) 3-0 YANG Zi (SIN)
 BOLL Timo GAO Ning

Match Summary		Match	Game 1	Game 2	Game 3	Game 4	Game 5
SUSS/BOLL	GER	3	11	11	12		
YANG/GAO	SIN	0	8	3	10		
Duration of Match 3		19min	5min	3min	6min		

Contest No.: MT23 Table: 2 Umpires: DA SILVA Carlos (POR) FEDOROVA Svetlana (RUS)

Game Statistics	SUSS/BOLL (GER)					Match	YANG/GAO (SIN)					Match
	Game						Game					
	1	2	3	4	5		1	2	3	4	5	
Points won	11	11	12			34	8	3	10			21
Service %	1 9%	1 9%	1 8%			3 8%	1 12%	1 33%	1 10%			3 14%
Third Ball %	0 0%	1 9%	2 16%			3 8%	2 25%	0 0%	0 0%			2 9%
Attacking %	9 81%	9 81%	9 75%			27 79%	4 50%	1 33%	4 40%			9 42%
Defending %	1 9%	0 0%	0 0%			1 2%	1 12%	1 33%	4 40%			6 28%
Counterattacking %	0 0%	0 0%	0 0%			0 0%	0 0%	0 0%	0 0%			0 0%
Other %	0 0%	0 0%	0 0%			0 0%	0 0%	0 0%	1 10%			1 4%
Biggest lead	3	8	2				4	0	7			
Handedness/Grip	Right/ - Left/						/ - /					

Game Progress

1	SUSS/BOLL (GER)	0	_1	2	*_3	3	_3	4	*_6	8	_10	11		
	YANG/GAO (SIN)	*_0	1	_2	3	*_5	7	_8	8	*_8	8	8		
2	SUSS/BOLL (GER)	_0	1	*_3	5	_6	8	*_9	11					
	YANG/GAO (SIN)	0	*_1	1	_1	2	*_2	3	3					
3	SUSS/BOLL (GER)	0	_0	0	*_1	1	_2	4	*_6	7	_9	10*_11	12	
	YANG/GAO (SIN)	*_0	2	_4	5	*_7	8	_8	8	*_9	9	*_10	10	10

Note:

"*" denotes first player of pair is server, "-" denotes second player of pair is server. For the definition of the statistics refer to "Competition Format and Rules" report



DETAILED CONTEST RESULTS

团体比赛详细成绩 / RÉSULTATS DÉTAILLÉS DU CONCOURS

GERMANY (GER) 3-1 SINGAPORE (SIN)

Match 4 OVTCHAROV Dimitrij (GER) 3-2 YANG Zi (SIN)

Match Summary		Match	Game 1	Game 2	Game 3	Game 4	Game 5
OVTCHAROV Dimitrij	GER	3	10	11	4	11	11
YANG Zi	SIN	2	12	3	11	6	5
Duration of Match 4		33min	6min	3min	4min	5min	6min

Contest No.: MT23 Table: 2 Umpires: DA SILVA Carlos (POR) FEDOROVA Svetlana (RUS)

Game Statistics	OVTCHAROV Dimitrij (GER)						YANG Zi (SIN)					
	Game					Match	Game					Match
	1	2	3	4	5		1	2	3	4	5	
Points won	10	11	4	11	11	47	12	3	11	6	5	37
Service %	0	1	0	2	2	5	1	0	3	3	0	7
	0%	9%	0%	18%	18%	10%	8%	0%	27%	50%	0%	18%
Third Ball %	3	1	1	2	0	7	4	1	2	0	1	8
	30%	9%	25%	18%	0%	14%	33%	33%	18%	0%	20%	21%
Attacking %	6	6	3	5	3	23	5	2	6	2	4	19
	60%	54%	75%	45%	27%	48%	41%	66%	54%	33%	80%	51%
Defending %	1	2	0	1	5	9	2	0	0	1	0	3
	10%	18%	0%	9%	45%	19%	16%	0%	0%	16%	0%	8%
Counterattacking %	0	1	0	0	1	2	0	0	0	0	0	0
	0%	9%	0%	0%	9%	4%	0%	0%	0%	0%	0%	0%
Other %	0	0	0	1	0	1	0	0	0	0	0	0
	0%	0%	0%	9%	0%	2%	0%	0%	0%	0%	0%	0%
Biggest lead	2	9	2	5	6		2	0	7	2	1	
Handedness/Grip	Right/						/					

Game Progress

1	OVTCHAROV Di. (GER)	*0	1	*2	4	*4	4	*6	7	*7	9	*10	10	10
	YANG Zi (SIN)	0	*1	2	*2	4	*6	6	*7	9	*9	10	*11	12
2	OVTCHAROV Di. (GER)	0	*2	4	*6	8	*9	10	11					
	YANG Zi (SIN)	*0	0	*0	0	*0	1	*2	3					
3	OVTCHAROV Di. (GER)	*0	1	*3	3	*4	4	*4	4	4				
	YANG Zi (SIN)	0	*1	1	*3	4	*6	8	*10	11				
4	OVTCHAROV Di. (GER)	0	*0	2	*4	5	*7	8	*8	10	11			
	YANG Zi (SIN)	*0	2	*2	2	*3	3	*4	6	*6	6			
5	OVTCHAROV Di. (GER)	*0	1	*2	4	*6	7	*8	10	11				
	YANG Zi (SIN)	0	*1	2	*2	2	*3	4	*4	5				

Note:

* indicates server. For the definition of the statistics refer to "Competition Format and Rules" report



DETAILED CONTEST RESULTS

团体比赛详细成绩 / RÉSULTATS DÉTAILLÉS DU CONCOURS

CANADA (CAN) 0-3 CROATIA (CRO)

Contest No.: MT24

Table: 6

Umpires: LIU Jingli (CHN)

PIAO Lin (CHN)

Match 1			Match	Game 1	Game 2	Game 3	Game 4	Game 5
A	PETER-PAUL Pradeeban	CAN	1	8	7	13	8	
X	TAN Ruiwu	CRO	3	11	11	11	11	
Duration of Match 1			29min	5min	5min	6min	6min	

Match 2			Match	Game 1	Game 2	Game 3	Game 4	Game 5
B	ZHANG Peng	CAN	0	9	6	9		
Y	PRIMORAC Zoran	CRO	3	11	11	11		
Duration of Match 2			19min	4min	4min	5min		

Match 3			Match	Game 1	Game 2	Game 3	Game 4	Game 5
C/A	SHEN/PETER-PAUL	CAN	0	6	6	5		
Z/X	GACINA/TAN	CRO	3	11	11	11		
Duration of Match 3			15min	3min	3min	4min		

Duration of Contest	1h 04min
---------------------	----------

Contest Statistics	CANADA (CAN)						CROATIA (CRO)					
	Match					Contest	Match					Contest
	1	2	3	4	5		1	2	3	4	5	
Points won	36	23	17			76	44	33	33			110
Service %	2 5%	2 8%	2 11%			6 7%	6 13%	1 3%	4 12%			11 10%
Third Ball %	4 11%	0 0%	1 5%			5 6%	0 0%	1 3%	1 3%			2 1%
Attacking %	14 38%	11 47%	7 41%			32 42%	20 45%	18 54%	8 24%			46 41%
Defending %	15 41%	8 34%	6 35%			29 38%	15 34%	12 36%	18 54%			45 40%
Counterattacking %	1 2%	1 4%	1 5%			3 3%	3 6%	1 3%	1 3%			5 4%
Other %	0 0%	1 4%	0 0%			1 1%	0 0%	0 0%	1 3%			1 0%

Legend:
 MT Men's Team



DETAILED CONTEST RESULTS

团体比赛详细成绩 / RÉSULTATS DÉTAILLÉS DU CONCOURS

CANADA (CAN) 0-3 CROATIA (CRO)

Match 1 PETER-PAUL Pradeeban (CAN) 1-3 TAN Ruiwu (CRO)

Match Summary		Match	Game 1	Game 2	Game 3	Game 4	Game 5
PETER-PAUL Pradeeban	CAN	1	8	7	13	8	
TAN Ruiwu	CRO	3	11	11	11	11	
Duration of Match 1		29min	5min	5min	6min	6min	

Contest No.: MT24

Table: 6

Umpires: LIU Jingli (CHN)

PIAO Lin (CHN)

Game Statistics	PETER-PAUL Pradeeban (CAN)						TAN Ruiwu (CRO)					
	Game					Match	Game					Match
	1	2	3	4	5		1	2	3	4	5	
Points won	8	7	13	8		36	11	11	11	11		44
Service %	0	1	1	0		2	1	3	1	1		6
	0%	14%	7%	0%		5%	9%	27%	9%	9%		13%
Third Ball %	1	0	3	0		4	0	0	0	0		0
	12%	0%	23%	0%		11%	0%	0%	0%	0%		0%
Attacking %	3	2	6	3		14	6	5	6	3		20
	37%	28%	46%	37%		38%	54%	45%	54%	27%		45%
Defending %	3	4	3	5		15	3	3	4	5		15
	37%	57%	23%	62%		41%	27%	27%	36%	45%		34%
Counterattacking %	1	0	0	0		1	1	0	0	2		3
	12%	0%	0%	0%		2%	9%	0%	0%	18%		6%
Other %	0	0	0	0		0	0	0	0	0		0
	0%	0%	0%	0%		0%	0%	0%	0%	0%		0%
Biggest lead	2	2	6	1			3	4	1	6		
Handedness/Grip	Right/						Left/					

Game Progress

1	PETER-PAUL Pr. (CAN)	*0	1	*2	4	*4	5	*5	6	*7	8	8				
	TAN Ruiwu (CRO)	0	*1	2	*2	4	*5	7	*8	9	*10	11				
2	PETER-PAUL Pr. (CAN)	0	*2	2	*3	4	*4	5	*6	7	7					
	TAN Ruiwu (CRO)	*0	0	*2	3	*4	6	*7	8	*9	11					
3	PETER-PAUL Pr. (CAN)	*0	2	*4	6	*6	7	*7	9	*9	10	*10	10	*11	12	13
	TAN Ruiwu (CRO)	0	*0	0	*0	2	*3	5	*5	7	*8	10	*11	11	*11	11
4	PETER-PAUL Pr. (CAN)	0	*1	2	*3	3	*3	3	*5	6	*8	8				
	TAN Ruiwu (CRO)	*0	1	*2	3	*5	7	*9	9	*10	10	11				

Note:

* indicates server. For the definition of the statistics refer to "Competition Format and Rules" report



DETAILED CONTEST RESULTS

团体比赛详细成绩 / RÉSULTATS DÉTAILLÉS DU CONCOURS

CANADA (CAN) 0-3 CROATIA (CRO)

Match 2 ZHANG Peng (CAN) 0-3 PRIMORAC Zoran (CRO)

Match Summary		Match	Game 1	Game 2	Game 3	Game 4	Game 5
ZHANG Peng	CAN	0	9	6	9		
PRIMORAC Zoran	CRO	3	11	11	11		
Duration of Match 2		19min	4min	4min	5min		

Contest No.: MT24

Table: 6

Umpires: LIU Jingli (CHN)

PIAO Lin (CHN)

Game Statistics	ZHANG Peng (CAN)						PRIMORAC Zoran (CRO)					
	Game					Match	Game					Match
	1	2	3	4	5		1	2	3	4	5	
Points won	8	6	9			23	11	11	11			33
Service %	12%	0%	11%			8%	9%	0%	0%			3%
Third Ball %	0%	0%	0%			0%	0%	9%	0%			3%
Attacking %	37%	66%	44%			47%	54%	63%	45%			54%
Defending %	37%	33%	33%			34%	27%	27%	54%			36%
Counterattacking %	0%	0%	11%			4%	9%	0%	0%			3%
Other %	12%	0%	0%			4%	0%	0%	0%			0%
Biggest lead	3	0	3				2	5	2			
Handedness/Grip	Right/						Right/					

Game Progress

1	ZHANG Peng (CAN)	*0	2	*3	4	*5	6	*7	7	*8	9	9
	PRIMORAC Zoran (CRO)	0	*0	1	*2	3	*4	5	*7	8	*9	11
2	ZHANG Peng (CAN)	0	*0	1	*2	3	*4	4	*5	6		6
	PRIMORAC Zoran (CRO)	*0	2	*3	4	*5	6	*8	9	*10		11
3	ZHANG Peng (CAN)	*0	2	*3	4	*5	6	*7	7	*8	9	9
	PRIMORAC Zoran (CRO)	0	*0	1	*2	3	*4	5	*7	8	*9	11

Note:

* denotes server. For the definition of the statistics refer to "Competition Format and Rules" report



DETAILED CONTEST RESULTS

團體比賽詳細成績 / RÉSULTATS DÉTAILLÉS DU CONCOURS

CANADA (CAN) 0-3 CROATIA (CRO)

Match 3 SHEN Qiang (CAN) 0-3 GACINA Andrej (CRO)
PETER-PAUL Pradeeban TAN Ruiwu

Match Summary		Match	Game 1	Game 2	Game 3	Game 4	Game 5
SHEN/PETER-PAUL	CAN	0	6	6	5		
GACINA/TAN	CRO	3	11	11	11		
Duration of Match 3		15min	3min	3min	4min		

Contest No.: MT24

Table: 6

Umpires: LIU Jingli (CHN)

PIAO Lin (CHN)

Game Statistics	SHEN/PETER-PAUL (CAN)					Match	GACINA/TAN (CRO)					Match
	Game						Game					
	1	2	3	4	5		1	2	3	4	5	
Points won	6	6	5			17	11	11	11			33
Service %	16%	0%	20%			11%	9%	18%	9%			12%
Third Ball %	16%	0%	0%			5%	9%	0%	0%			3%
Attacking %	50%	16%	60%			41%	27%	27%	18%			24%
Defending %	16%	66%	20%			35%	45%	45%	72%			54%
Counterattacking %	0%	16%	0%			5%	9%	0%	0%			3%
Other %	0%	0%	0%			0%	0%	9%	0%			3%
Biggest lead	1	2	1				5	5	6			
Handedness/Grip	Right/ - Right/						Right/ - Left/					

Game Progress

1	SHEN/PETER-P. (CAN)	*_0	1	_*1	3	*_3	4	_*4	5	*_6	6
	GACINA/TAN (CRO)	0	_*1	3	*_3	5	_*6	8	*_9	10	11
2	SHEN/PETER-P. (CAN)	0	_*1	1	*_3	5	_*5	5	*_6	6	6
	GACINA/TAN (CRO)	*_0	1	_*3	3	*_3	5	_*7	8	*_10	11
3	SHEN/PETER-P. (CAN)	*_0	1	_*1	2	*_2	3	_*4	5	5	
	GACINA/TAN (CRO)	0	_*1	3	*_4	6	_*7	8	*_9	11	

Note:

"*" denotes first player of pair is server, "-" denotes second player of pair is server. For the definition of the statistics refer to "Competition Format and Rules" report



DETAILED CONTEST RESULTS

团体比赛详细成绩 / RÉSULTATS DÉTAILLÉS DU CONCOURS

SWEDEN (SWE) 0-3 KOREA (KOR)

Contest No.: MT1 Table: 2 Umpires: BOUDJEHEM Abdellah (ALG) ISAACS Moegemad (RSA)

Match 1			Match	Game 1	Game 2	Game 3	Game 4	Game 5
A	PERSSON Jorgen	SWE	0	8	5	6		
X	RYU Seung Min	KOR	3	11	11	11		
Duration of Match 1			22min	5min	4min	4min		
Match 2			Match	Game 1	Game 2	Game 3	Game 4	Game 5
B	LUNDQVIST Jens	SWE	1	4	11	10	7	
Y	OH Sang Eun	KOR	3	11	7	12	11	
Duration of Match 2			27min	3min	4min	7min	6min	
Match 3			Match	Game 1	Game 2	Game 3	Game 4	Game 5
C/B	GERELL/LUNDQVIST	SWE	2	13	5	11	3	4
Z/Y	YOON/OH	KOR	3	11	11	9	11	11
Duration of Match 3			27min	5min	2min	4min	2min	3min
Duration of Contest				1h 18min				

Contest Statistics	SWEDEN (SWE)						KOREA (KOR)					
	Match					Contest	Match					Contest
	1	2	3	4	5		1	2	3	4	5	
Points won	21	32	37			90	33	41	53			127
Service %	3 14%	1 3%	4 10%			8 8%	4 12%	7 17%	11 20%			22 17%
Third Ball %	5 23%	6 18%	4 10%			15 16%	4 12%	6 14%	4 7%			14 11%
Attacking %	9 42%	12 37%	17 45%			38 42%	16 48%	13 31%	32 60%			61 48%
Defending %	3 14%	11 34%	10 27%			24 26%	7 21%	13 31%	4 7%			24 18%
Counterattacking %	1 4%	2 6%	0 0%			3 3%	0 0%	2 4%	0 0%			2 1%
Other %	0 0%	0 0%	2 5%			2 2%	2 6%	0 0%	2 3%			4 3%

Legend:
 MT Men's Team



DETAILED CONTEST RESULTS

团体比赛详细成绩 / RÉSULTATS DÉTAILLÉS DU CONCOURS

SWEDEN (SWE) 0-3 KOREA (KOR)

Match 1 PERSSON Jorgen (SWE) 0-3 RYU Seung Min (KOR)

Match Summary		Match	Game 1	Game 2	Game 3	Game 4	Game 5
PERSSON Jorgen	SWE	0	8	5	6		
RYU Seung Min	KOR	3	11	11	11		
Duration of Match 1		22min	5min	4min	4min		

Contest No.: MT1 Table: 2 Umpires: BOUDJEHEM Abdellah (ALG) ISAACS Moegemad (RSA)

Game Statistics	PERSSON Jorgen (SWE)						RYU Seung Min (KOR)					
	Game					Match	Game					Match
	1	2	3	4	5		1	2	3	4	5	
Points won	8	5	8			21	11	11	11			33
Service %	0	2	1			3	0	3	1			4
	0%	40%	12%			14%	0%	27%	9%			12%
Third Ball %	3	1	1			5	3	1	0			4
	37%	20%	12%			23%	27%	9%	0%			12%
Attacking %	4	1	4			9	6	4	6			16
	50%	20%	50%			42%	54%	36%	54%			48%
Defending %	1	1	1			3	0	3	4			7
	12%	20%	12%			14%	0%	27%	36%			21%
Counterattacking %	0	0	1			1	0	0	0			0
	0%	0%	12%			4%	0%	0%	0%			0%
Other %	0	0	0			0	2	0	0			2
	0%	0%	0%			0%	18%	0%	0%			6%
Biggest lead	2	0	0				3	7	8			
Handedness/Grip	Right/						Right/					

Game Progress

1	PERSSON Jorgen (SWE)	*0	2	*2	3	*4	5	*5	6	*7	8	8
	RYU Seung Min (KOR)	0	*0	2	*3	4	*5	7	*8	9	*10	11
2	PERSSON Jorgen (SWE)	0	*1	1	*1	2	*2	3	*4	5		
	RYU Seung Min (KOR)	*0	1	*3	5	*6	8	*9	10	11		
3	PERSSON Jorgen (SWE)	*0	0	*0	0	*0	2	*4	6	*6	6	
	RYU Seung Min (KOR)	0	*2	2	*6	8	*8	8	*8	10	11	

Note:

* indicates server. For the definition of the statistics refer to "Competition Format and Rules" report



DETAILED CONTEST RESULTS

团体比赛详细成绩 / RÉSULTATS DÉTAILLÉS DU CONCOURS

SWEDEN (SWE) 0-3 KOREA (KOR)

Match 2 LUNDQVIST Jens (SWE) 1-3 OH Sang Eun (KOR)

Match Summary		Match	Game 1	Game 2	Game 3	Game 4	Game 5
LUNDQVIST Jens	SWE	1	4	11	10	7	
OH Sang Eun	KOR	3	11	7	12	11	
Duration of Match 2		27min	3min	4min	7min	6min	

Contest No.: MT1 Table: 2 Umpires: BOUDJEHEM Abdellah (ALG) ISAACS Moegemad (RSA)

Game Statistics	LUNDQVIST Jens (SWE)						OH Sang Eun (KOR)					
	Game					Match	Game					Match
	1	2	3	4	5		1	2	3	4	5	
Points won	4	11	10	7		32	11	7	12	11		41
Service %	0	0	1	0		1	2	1	3	1		7
	0%	0%	10%	0%		3%	18%	14%	25%	9%		17%
Third Ball %	1	4	1	0		6	2	2	1	1		6
	25%	36%	10%	0%		18%	18%	28%	8%	9%		14%
Attacking %	0	6	2	4		12	1	2	4	6		13
	0%	54%	20%	57%		37%	9%	28%	33%	54%		31%
Defending %	3	1	5	2		11	5	2	3	3		13
	75%	9%	50%	28%		34%	45%	28%	25%	27%		31%
Counterattacking %	0	0	1	1		2	1	0	1	0		2
	0%	0%	10%	14%		6%	9%	0%	8%	0%		4%
Other %	0	0	0	0		0	0	0	0	0		0
	0%	0%	0%	0%		0%	0%	0%	0%	0%		0%
Biggest lead	1	4	1	4			7	1	3	4		
Handedness/Grip	Right/						Right/					

Game Progress

1	LUNDQVIST Jens (SWE)	0	*1	2	*3	3	*3	4	*4	4				
	OH Sang Eun (KOR)	*0	1	*2	3	*5	7	*8	10	11				
2	LUNDQVIST Jens (SWE)	*0	2	*2	4	*4	5	*6	8	*10	11			
	OH Sang Eun (KOR)	0	*0	2	*2	4	*5	6	*6	6	7			
3	LUNDQVIST Jens (SWE)	0	*1	2	*3	4	*4	5	*6	7	*8	10	*10	10
	OH Sang Eun (KOR)	*0	1	*2	3	*4	6	*7	8	*9	10	*10	11	12
4	LUNDQVIST Jens (SWE)	*0	1	*3	5	*5	5	*6	7	*7	7			
	OH Sang Eun (KOR)	0	*1	1	*1	3	*5	6	*7	9	11			

Note:

* indicates server. For the definition of the statistics refer to "Competition Format and Rules" report



DETAILED CONTEST RESULTS

团体比赛详细成绩 / RÉSULTATS DÉTAILLÉS DU CONCOURS

SWEDEN (SWE) 0-3 KOREA (KOR)

Match 3 GERELL Par (SWE) 2-3 YOON Jae Young (KOR)
 LUNDQVIST Jens OH Sang Eun

Match Summary		Match	Game 1	Game 2	Game 3	Game 4	Game 5
GERELL/LUNDQVIST	SWE	2	13	5	11	3	4
YOON/OH	KOR	3	11	11	9	11	11
Duration of Match 3		27min	5min	2min	4min	2min	3min

Contest No.: MT1 Table: 2 Umpires: BOUDJEHEM Abdellah (ALG) ISAACS Moegemad (RSA)

Game Statistics	GERELL/LUNDQVIST (SWE)						YOON/OH (KOR)					
	Game					Match	Game					Match
	1	2	3	4	5		1	2	3	4	5	
Points won	13	5	12	3	4	37	11	11	9	11	11	53
Service %	1 7%	1 20%	0 0%	0 0%	2 50%	4 10%	0 0%	2 18%	2 22%	5 45%	2 18%	11 20%
Third Ball %	1 7%	0 0%	1 8%	0 0%	2 50%	4 10%	2 18%	1 9%	0 0%	0 0%	1 9%	4 7%
Attacking %	8 61%	2 40%	6 50%	1 33%	0 0%	17 45%	8 72%	7 63%	5 55%	4 36%	8 72%	32 60%
Defending %	3 23%	1 20%	4 33%	2 66%	0 0%	10 27%	1 9%	0 0%	1 11%	2 18%	0 0%	4 7%
Counterattacking %	0 0%	0 0%	0 0%	0 0%	0 0%	0 0%	0 0%	0 0%	0 0%	0 0%	0 0%	0 0%
Other %	0 0%	1 20%	1 8%	0 0%	0 0%	2 5%	0 0%	1 9%	1 11%	0 0%	0 0%	2 3%
Biggest lead	3	0	3	1	0		1	6	0	8	8	
Handedness/Grip	Left/ - Right/						Left/ - Right/					

Game Progress

1	GERELL/LUNDQ. (SWE)	_ * 0	2	* _ 3	4	_ * 5	5	* _ 6	7	_ * 9	9	* _ 10	11	_ * 11	12	13
	YOON/OH (KOR)	0	* _ 0	1	_ * 2	3	* _ 5	6	_ * 7	7	* _ 9	10	_ * 10	11	* _ 11	11
2	GERELL/LUNDQ. (SWE)	0	* _ 0	1	_ * 1	1	* _ 3	4	_ * 4	5						5
	YOON/OH (KOR)	* _ 0	2	_ * 3	5	* _ 7	7	_ * 8	10	11						11
3	GERELL/LUNDQ. (SWE)	_ * 0	2	* _ 3	3	_ * 4	5	* _ 7	7	_ * 9	10	11				11
	YOON/OH (KOR)	0	* _ 0	1	_ * 3	4	* _ 5	5	_ * 7	7	* _ 8	9				9
4	GERELL/LUNDQ. (SWE)	0	_ * 1	1	* _ 2	2	_ * 2	3	3							3
	YOON/OH (KOR)	* _ 0	1	_ * 3	4	* _ 6	8	_ * 9	11							11
5	GERELL/LUNDQ. (SWE)	_ * 0	0	* _ 0	0	_ * 0	2	* _ 2	4	4						4
	YOON/OH (KOR)	0	* _ 2	4	* _ 6	8	_ * 8	10	* _ 10	11						11

Note:

"*" denotes first player of pair is server, "-" denotes second player of pair is server. For the definition of the statistics refer to "Competition Format and Rules" report



DETAILED CONTEST RESULTS

团体比赛详细成绩 / RÉSULTATS DÉTAILLÉS DU CONCOURS

CHINESE TAIPEI (TPE) 3-1 BRAZIL (BRA)

Contest No.: MT2 Table: 6 Umpires: SWEID Sameer (SYR) BERGFELDT Rebecca (SWE)

Match 1			Match	Game 1	Game 2	Game 3	Game 4	Game 5
A	CHUAN Chih-Yuan	TPE	1	11	11	4	10	
X	HOYAMA Hugo	BRA	3	6	13	11	12	
Duration of Match 1			25min	3min	5min	3min	5min	

Match 2			Match	Game 1	Game 2	Game 3	Game 4	Game 5
B	CHIANG Peng-Lung	TPE	3	11	11	11		
Y	MONTEIRO Thiago	BRA	0	9	5	7		
Duration of Match 2			16min	4min	3min	4min		

Match 3			Match	Game 1	Game 2	Game 3	Game 4	Game 5
C/B	CHANG/CHIANG	TPE	3	11	11	12	11	
Z/Y	TSUBOI/MONTEIRO	BRA	1	9	6	14	5	
Duration of Match 3			33min	5min	4min	8min	5min	

Match 4			Match	Game 1	Game 2	Game 3	Game 4	Game 5
A	CHUAN Chih-Yuan	TPE	3	11	11	12		
Z	TSUBOI Gustavo	BRA	0	3	8	10		
Duration of Match 4			18min	3min	5min	5min		

Duration of Contest	1h 34min
---------------------	----------

Contest Statistics	CHINESE TAIPEI (TPE)					Contest	BRAZIL (BRA)					Contest
	Match						Match					
	1	2	3	4	5		1	2	3	4	5	
Points won	38	33	45	34		150	40	21	34	21		116
Service %	6 15%	6 18%	2 4%	12 35%		26 17%	7 17%	3 14%	4 11%	6 28%		20 17%
Third Ball %	6 15%	6 18%	9 20%	1 2%		22 14%	6 15%	6 28%	7 20%	1 4%		20 17%
Attacking %	12 31%	11 33%	18 40%	14 41%		55 36%	13 32%	7 33%	14 41%	5 23%		39 33%
Defending %	11 28%	8 24%	12 26%	5 14%		36 24%	10 25%	4 19%	6 17%	8 38%		28 24%
Counterattacking %	3 7%	1 3%	3 6%	1 2%		8 5%	2 5%	1 4%	3 8%	1 4%		7 6%
Other %	0 0%	1 3%	1 2%	1 2%		3 2%	2 5%	0 0%	0 0%	0 0%		2 1%

Legend:
 MT Men's Team



DETAILED CONTEST RESULTS

团体比赛详细成绩 / RÉSULTATS DÉTAILLÉS DU CONCOURS

CHINESE TAIPEI (TPE) 3-1 BRAZIL (BRA)

Match 1 CHUAN Chih-Yuan (TPE) 1-3 HOYAMA Hugo (BRA)

Match Summary		Match	Game 1	Game 2	Game 3	Game 4	Game 5
CHUAN Chih-Yuan	TPE	1	11	11	4	10	
HOYAMA Hugo	BRA	3	6	13	11	12	
Duration of Match 1		25min	3min	5min	3min	5min	

Contest No.: MT2

Table: 6

Umpires: SWEID Sameer (SYR)

BERGFELDT Rebecca (SWE)

Game Statistics	CHUAN Chih-Yuan (TPE)					Match	HOYAMA Hugo (BRA)					Match
	Game						Game					
	1	2	3	4	5		1	2	3	4	5	
Points won	13	11	4	10		38	4	13	11	12		40
Service %	2 15%	2 18%	2 50%	0 0%		6 15%	1 25%	3 23%	0 0%	3 25%		7 17%
Third Ball %	1 7%	2 18%	0 0%	3 30%		6 15%	0 0%	4 30%	2 18%	0 0%		6 15%
Attacking %	3 23%	3 27%	2 50%	4 40%		12 31%	0 0%	3 23%	3 27%	7 58%		13 32%
Defending %	5 38%	3 27%	0 0%	3 30%		11 28%	2 50%	2 15%	4 36%	2 16%		10 25%
Counterattacking %	2 15%	1 9%	0 0%	0 0%		3 7%	0 0%	1 7%	1 9%	0 0%		2 5%
Other %	0 0%	0 0%	0 0%	0 0%		0 0%	1 25%	0 0%	1 9%	0 0%		2 5%
Biggest lead	5	2	0	2			1	2	7	4		
Handedness/Grip	Right/						Left/					

Game Progress

1	CHUAN Chih-Yu. (TPE)	0	*1	2	*3	4	*6	7	*9	10	11					
	HOYAMA Hugo (BRA)	*0	1	*2	3	*4	4	*5	5	*6	6					
2	CHUAN Chih-Yu. (TPE)	*0	1	*1	3	*4	5	*6	7	*8	10	*10	11	*11	11	11
	HOYAMA Hugo (BRA)	0	*1	3	*3	4	*5	6	*7	8	*8	10	*10	11	*12	13
3	CHUAN Chih-Yu. (TPE)	0	*0	1	*1	3	*3	4	*4	4						
	HOYAMA Hugo (BRA)	*0	2	*3	5	*5	7	*8	10	11						
4	CHUAN Chih-Yu. (TPE)	*0	1	*3	3	*3	3	*5	7	*8	10	*10	10	10	10	10
	HOYAMA Hugo (BRA)	0	*1	1	*3	5	*7	7	*7	8	*8	10	*11	11	12	12

Note:

*1*1* denotes server. For the definition of the statistics refer to "Competition Format and Rules" report



DETAILED CONTEST RESULTS

团体比赛详细成绩 / RÉSULTATS DÉTAILLÉS DU CONCOURS

CHINESE TAIPEI (TPE) 3-1 BRAZIL (BRA)

Match 2 CHIANG Peng-Lung (TPE) 3-0 MONTEIRO Thiago (BRA)

Match Summary		Match	Game 1	Game 2	Game 3	Game 4	Game 5
CHIANG Peng-Lung	TPE	3	11	11	11		
MONTEIRO Thiago	BRA	0	9	5	7		
Duration of Match 2		16min	4min	3min	4min		

Contest No.: MT2

Table: 6

Umpires: SWEID Sameer (SYR)

BERGFELDT Rebecca (SWE)

Game Statistics	CHIANG Peng-Lung (TPE)						MONTEIRO Thiago (BRA)					
	Game					Match	Game					Match
	1	2	3	4	5		1	2	3	4	5	
Points won	11	11	11			33	9	5	7			21
Service %	0	4	2			6	1	1	1			3
	0%	36%	18%			18%	11%	20%	14%			14%
Third Ball %	1	4	1			6	1	4	1			6
	9%	36%	9%			18%	11%	80%	14%			28%
Attacking %	5	1	5			11	3	0	4			7
	45%	9%	45%			33%	33%	0%	57%			33%
Defending %	5	1	2			8	3	0	1			4
	45%	9%	18%			24%	33%	0%	14%			19%
Counterattacking %	0	0	1			1	1	0	0			1
	0%	0%	9%			3%	11%	0%	0%			4%
Other %	0	1	0			1	0	0	0			0
	0%	9%	0%			3%	0%	0%	0%			0%
Biggest lead	2	6	6				4	0	0			
Handedness/Grip	Right/						Right/					

Game Progress

1	CHIANG Peng-L. (TPE)	*0	1	*3	3	*4	4	*4	6	*7	9	11
	MONTEIRO Thia. (BRA)	0	*1	1	*3	4	*6	8	*8	9	*9	9
2	CHIANG Peng-L. (TPE)	0	*1	3	*4	6	*6	8	*9	11		
	MONTEIRO Thia. (BRA)	*0	1	*1	2	*2	4	*4	5	5		
3	CHIANG Peng-L. (TPE)	*0	2	*4	5	*7	7	*8	9	*10	11	
	MONTEIRO Thia. (BRA)	0	*0	0	*1	1	*3	4	*5	6	7	

Note:

* indicates server. For the definition of the statistics refer to "Competition Format and Rules" report



DETAILED CONTEST RESULTS

团体比赛详细成绩 / RÉSULTATS DÉTAILLÉS DU CONCOURS

CHINESE TAIPEI (TPE) 3-1 BRAZIL (BRA)

Match 3 CHANG Yen-Shu (TPE) 3-1 TSUBOI Gustavo (BRA)
 CHIANG Peng-Lung MONTEIRO Thiago

Match Summary		Match	Game 1	Game 2	Game 3	Game 4	Game 5
CHANG/CHIANG	TPE	3	11	11	12	11	
TSUBOI/MONTEIRO	BRA	1	9	6	14	5	
Duration of Match 3		33min	5min	4min	8min	5min	

Contest No.: MT2 Table: 6 Umpires: SWEID Sameer (SYR) BERGFELDT Rebecca (SWE)

Game Statistics	CHANG/CHIANG (TPE)					Match	TSUBOI/MONTEIRO (BRA)					Match
	Game						Game					
	1	2	3	4	5		1	2	3	4	5	
Points won	11	11	12	11		45	9	6	14	5		34
Service %	0 0%	1 9%	0 0%	1 9%		2 4%	1 11%	0 0%	2 14%	1 20%		4 11%
Third Ball %	4 36%	1 9%	2 16%	2 18%		9 20%	1 11%	2 33%	4 28%	0 0%		7 20%
Attacking %	2 18%	5 45%	5 41%	6 54%		18 40%	2 22%	2 33%	6 42%	4 80%		14 41%
Defending %	5 45%	2 18%	3 25%	2 18%		12 26%	5 55%	0 0%	1 7%	0 0%		6 17%
Counterattacking %	0 0%	1 9%	2 16%	0 0%		3 6%	0 0%	2 33%	1 7%	0 0%		3 8%
Other %	0 0%	1 9%	0 0%	0 0%		1 2%	0 0%	0 0%	0 0%	0 0%		0 0%
Biggest lead	3	5	5	6			1	1	2	2		
Handedness/Grip	/ - Right/						Left/ - Right/					

Game Progress

1	CHANG/CHIANG (TPE)	*_0	2	_*3	4	*_4	6	_*7	7	*_8	10	11						
	TSUBOI/MONTE. (BRA)	0	_*0	1	*_2	4	_*4	5	*_7	8	_*8	9						
2	CHANG/CHIANG (TPE)	0	_*1	2	*_4	5	_*6	7	*_9	10	11							
	TSUBOI/MONTE. (BRA)	*_0	1	_*2	2	*_3	4	_*5	5	*_6	6							
3	CHANG/CHIANG (TPE)	*_0	2	_*4	5	*_6	6	_*6	7	*_7	9	*_10	10	*_11	12	_*12	12	12
	TSUBOI/MONTE. (BRA)	0	*_0	0	_*1	2	*_4	6	_*7	9	*_9	10	_*11	11	*_11	12	_*13	14
4	CHANG/CHIANG (TPE)	0	*_0	2	_*4	5	*_7	7	_*9	11								
	TSUBOI/MONTE. (BRA)	_*0	2	*_2	2	_*3	3	*_5	5	5								

Note:

"*" denotes first player of pair is server, "-" denotes second player of pair is server. For the definition of the statistics refer to "Competition Format and Rules" report



DETAILED CONTEST RESULTS

团体比赛详细成绩 / RÉSULTATS DÉTAILLÉS DU CONCOURS

CHINESE TAIPEI (TPE) 3-1 BRAZIL (BRA)

Match 4 CHUAN Chih-Yuan (TPE) 3-0 TSUBOI Gustavo (BRA)

Match Summary		Match	Game 1	Game 2	Game 3	Game 4	Game 5
CHUAN Chih-Yuan	TPE	3	11	11	12		
TSUBOI Gustavo	BRA	0	3	8	10		
Duration of Match 4		18min	3min	5min	5min		

Contest No.: MT2 Table: 6 Umpires: SWEID Sameer (SYR) BERGFELDT Rebecca (SWE)

Game Statistics	CHUAN Chih-Yuan (TPE)						TSUBOI Gustavo (BRA)					
	Game					Match	Game					Match
	1	2	3	4	5		1	2	3	4	5	
Points won	11	11	12			34	3	8	10			21
Service %	2 18%	5 45%	5 41%			12 35%	1 33%	3 37%	2 20%			6 28%
Third Ball %	0 0%	1 9%	0 0%			1 2%	0 0%	0 0%	1 10%			1 4%
Attacking %	5 45%	3 27%	6 50%			14 41%	0 0%	2 25%	3 30%			5 23%
Defending %	2 18%	2 18%	1 8%			5 14%	2 66%	3 37%	3 30%			8 38%
Counterattacking %	1 9%	0 0%	0 0%			1 2%	0 0%	0 0%	1 10%			1 4%
Other %	1 9%	0 0%	0 0%			1 2%	0 0%	0 0%	0 0%			0 0%
Biggest lead	8	3	2				0	3	2			
Handedness/Grip	Right/						Left/					

Game Progress

1	CHUAN Chih-Yu. (TPE)	0	*1	3	*4	6	*8	10	11					
	TSUBOI Gustavo (BRA)	*0	1	*1	2	*2	2	*3	3					
2	CHUAN Chih-Yu. (TPE)	*0	0	*1	3	*3	4	*5	7	*8	10	11		
	TSUBOI Gustavo (BRA)	0	*2	3	*3	5	*6	7	*7	8	*8	8		
3	CHUAN Chih-Yu. (TPE)	0	*1	2	*3	4	*5	6	*7	8	*8	10	*11	12
	TSUBOI Gustavo (BRA)	*0	1	*2	3	*4	5	*6	7	*8	10	*10	10	10

Note:

* indicates server. For the definition of the statistics refer to "Competition Format and Rules" report



DETAILED CONTEST RESULTS

团体比赛详细成绩 / RÉSULTATS DÉTAILLÉS DU CONCOURS

BRAZIL (BRA) 1-3 KOREA (KOR)

Contest No.: MT9 Table: 2 Umpires: CHEUNG Ka Wing (HKG) SANGSRIROJANA Prut (THA)

Match 1			Match	Game 1	Game 2	Game 3	Game 4	Game 5
A	MONTEIRO Thiago	BRA	3	11	12	11		
X	RYU Seung Min	KOR	0	3	10	8		
Duration of Match 1			21min	3min	6min	4min		

Match 2			Match	Game 1	Game 2	Game 3	Game 4	Game 5
B	HOYAMA Hugo	BRA	1	1	4	11	4	
Y	OH Sang Eun	KOR	3	11	11	7	11	
Duration of Match 2			17min	2min	2min	3min	2min	

Match 3			Match	Game 1	Game 2	Game 3	Game 4	Game 5
C/A	TSUBOI/MONTEIRO	BRA	0	4	4	6		
Z/Y	YOON/OH	KOR	3	11	11	11		
Duration of Match 3			15min	3min	3min	4min		

Match 4			Match	Game 1	Game 2	Game 3	Game 4	Game 5
B	HOYAMA Hugo	BRA	0	12	5	5		
Z	YOON Jae Young	KOR	3	14	11	11		
Duration of Match 4			16min	5min	3min	2min		

Duration of Contest	1h 10min
---------------------	----------

Contest Statistics	BRAZIL (BRA)					Contest	KOREA (KOR)					Contest
	Match						Match					
	1	2	3	4	5		1	2	3	4	5	
Points won	34	20	14	23		91	21	40	33	35		129
Service %	1 2%	5 25%	1 7%	5 21%		12 13%	0 0%	7 17%	4 12%	12 34%		23 17%
Third Ball %	1 2%	6 30%	4 28%	4 17%		15 16%	4 19%	11 27%	6 18%	8 22%		29 22%
Attacking %	15 44%	4 20%	5 35%	11 47%		35 38%	16 76%	12 30%	10 30%	12 34%		50 38%
Defending %	11 32%	4 20%	3 21%	2 8%		20 21%	0 0%	7 17%	10 30%	2 5%		19 14%
Counterattacking %	4 11%	1 5%	1 7%	0 0%		6 6%	1 4%	2 5%	3 9%	0 0%		6 4%
Other %	2 5%	0 0%	0 0%	1 4%		3 3%	0 0%	1 2%	0 0%	1 2%		2 1%

Legend:
 MT Men's Team



DETAILED CONTEST RESULTS

团体比赛详细成绩 / RÉSULTATS DÉTAILLÉS DU CONCOURS

BRAZIL (BRA) 1-3 KOREA (KOR)

Match 1 MONTEIRO Thiago (BRA) 3-0 RYU Seung Min (KOR)

Match Summary		Match	Game 1	Game 2	Game 3	Game 4	Game 5
MONTEIRO Thiago	BRA	3	11	12	11		
RYU Seung Min	KOR	0	3	10	8		
Duration of Match 1		21min	3min	6min	4min		

Contest No.: MT9 Table: 2 Umpires: CHEUNG Ka Wing (HKG) SANGSRIROJANA Prut (THA)

Game Statistics	MONTEIRO Thiago (BRA)						RYU Seung Min (KOR)					
	Game					Match	Game					Match
	1	2	3	4	5		1	2	3	4	5	
Points won	11	12	11			34	3	10	8			21
Service %	0	1	0			1	0	0	0			0
	0%	8%	0%			2%	0%	0%	0%			0%
Third Ball %	0	0	1			1	1	0	3			4
	0%	0%	9%			2%	33%	0%	37%			19%
Attacking %	3	6	6			15	2	9	5			16
	27%	50%	54%			44%	66%	90%	62%			76%
Defending %	5	3	3			11	0	0	0			0
	45%	25%	27%			32%	0%	0%	0%			0%
Counterattacking %	1	2	1			4	0	1	0			1
	9%	16%	9%			11%	0%	10%	0%			4%
Other %	2	0	0			2	0	0	0			0
	18%	0%	0%			5%	0%	0%	0%			0%
Biggest lead	8	4	3				0	1	1			
Handedness/Grip	Right/						Right/					

Game Progress

1	MONTEIRO Thia. (BRA)	*0	2	*3	5	*5	7	*9	11					
	RYU Seung Min (KOR)	0	*0	1	*1	3	*3	3	3					
2	MONTEIRO Thia. (BRA)	0	*1	3	*4	5	*6	7	*9	9	*10	10	*11	12
	RYU Seung Min (KOR)	*0	1	*1	2	*3	4	*5	5	*7	8	*10	10	10
3	MONTEIRO Thia. (BRA)	*0	1	*2	4	*4	5	*7	8	*9	10	11		
	RYU Seung Min (KOR)	0	*1	2	*2	4	*5	5	*6	7	*8	8		

Note:

* indicates server. For the definition of the statistics refer to "Competition Format and Rules" report



DETAILED CONTEST RESULTS

团体比赛详细成绩 / RÉSULTATS DÉTAILLÉS DU CONCOURS

BRAZIL (BRA) 1-3 KOREA (KOR)

Match 2 HOYAMA Hugo (BRA) 1-3 OH Sang Eun (KOR)

Match Summary		Match	Game 1	Game 2	Game 3	Game 4	Game 5
HOYAMA Hugo	BRA	1	1	4	11	4	
OH Sang Eun	KOR	3	11	11	7	11	
Duration of Match 2		17min	2min	2min	3min	2min	

Contest No.: MT9 Table: 2 Umpires: CHEUNG Ka Wing (HKG) SANGSRIROJANA Prut (THA)

Game Statistics	HOYAMA Hugo (BRA)						OH Sang Eun (KOR)					
	Game					Match	Game					Match
	1	2	3	4	5		1	2	3	4	5	
Points won	1	4	11	4		20	11	11	7	11		40
Service %	0	2	2	1		5	2	1	3	1		7
	0%	50%	18%	25%		25%	18%	9%	42%	9%		17%
Third Ball %	1	1	3	1		6	4	4	0	3		11
	100%	25%	27%	25%		30%	36%	36%	0%	27%		27%
Attacking %	0	0	4	0		4	3	4	2	3		12
	0%	0%	36%	0%		20%	27%	36%	28%	27%		30%
Defending %	0	1	2	1		4	1	1	2	3		7
	0%	25%	18%	25%		20%	9%	9%	28%	27%		17%
Counterattacking %	0	0	0	1		1	1	1	0	0		2
	0%	0%	0%	25%		5%	9%	9%	0%	0%		5%
Other %	0	0	0	0		0	0	0	0	1		1
	0%	0%	0%	0%		0%	0%	0%	0%	9%		2%
Biggest lead	0	0	4	0			10	7	1	7		
Handedness/Grip	Left/						Right/					

Game Progress

1	HOYAMA Hugo (BRA)	*0	1	*1	1	*1	1	1	1	1	
	OH Sang Eun (KOR)	0	*1	3	*5	7	*9	11			
2	HOYAMA Hugo (BRA)	0	*0	1	*1	2	*2	3	*4	4	
	OH Sang Eun (KOR)	*0	2	*3	5	*6	8	*9	10	11	
3	HOYAMA Hugo (BRA)	*0	2	*3	5	*5	5	*6	8	*9	11
	OH Sang Eun (KOR)	0	*0	1	*1	3	*5	6	*6	7	7
4	HOYAMA Hugo (BRA)	0	*0	1	*1	2	*3	4	*4	4	
	OH Sang Eun (KOR)	*0	2	*3	5	*6	7	*8	10	11	

Note:

* indicates server. For the definition of the statistics refer to "Competition Format and Rules" report



DETAILED CONTEST RESULTS

团体比赛详细成绩 / RÉSULTATS DÉTAILLÉS DU CONCOURS

BRAZIL (BRA) 1-3 KOREA (KOR)

Match 3 TSUBOI Gustavo (BRA) 0-3 YOON Jae Young (KOR)
 MONTEIRO Thiago OH Sang Eun

Match Summary		Match	Game 1	Game 2	Game 3	Game 4	Game 5
TSUBOI/MONTEIRO	BRA	0	4	4	6		
YOON/OH	KOR	3	11	11	11		
Duration of Match 3		15min	3min	3min	4min		

Contest No.: MT9 Table: 2 Umpires: CHEUNG Ka Wing (HKG) SANGSRIROJANA Prut (THA)

Game Statistics	TSUBOI/MONTEIRO (BRA)					Match	YOON/OH (KOR)					Match
	Game						Game					
	1	2	3	4	5		1	2	3	4	5	
Points won	4	4	6			14	11	11	11			33
Service %	0 0%	0 0%	1 16%			1 7%	2 18%	1 9%	1 9%			4 12%
Third Ball %	0 0%	2 50%	2 33%			4 28%	2 18%	2 18%	2 18%			6 18%
Attacking %	2 50%	1 25%	2 33%			5 35%	3 27%	3 27%	4 36%			10 30%
Defending %	2 50%	1 25%	0 0%			3 21%	4 36%	4 36%	2 18%			10 30%
Counterattacking %	0 0%	0 0%	1 16%			1 7%	0 0%	1 9%	2 18%			3 9%
Other %	0 0%	0 0%	0 0%			0 0%	0 0%	0 0%	0 0%			0 0%
Biggest lead	0	0	3				7	7	5			
Handedness/Grip	Left/ - Right/						Left/ - Right/					

Game Progress

1	TSUBOI/MONTE. (BRA)	*_0	0	_*1	2	*_3	3	_*3	4	4	
	YOON/OH (KOR)	0	*_2	3	_*4	5	*_7	9	*_10	11	
2	TSUBOI/MONTE. (BRA)	0	*_0	0	_*1	2	*_3	4	_*4	4	
	YOON/OH (KOR)	*_0	2	_*4	5	*_6	7	_*8	10	11	
3	TSUBOI/MONTE. (BRA)	*_0	2	_*3	4	*_4	5	_*5	6	*_6	6
	YOON/OH (KOR)	0	*_0	1	_*2	4	*_5	7	_*8	10	11

Note:

"*" denotes first player of pair is server, "-" denotes second player of pair is server. For the definition of the statistics refer to "Competition Format and Rules" report



DETAILED CONTEST RESULTS

团体比赛详细成绩 / RÉSULTATS DÉTAILLÉS DU CONCOURS

BRAZIL (BRA) 1-3 KOREA (KOR)

Match 4 HOYAMA Hugo (BRA) 0-3 YOON Jae Young (KOR)

Match Summary		Match	Game 1	Game 2	Game 3	Game 4	Game 5
HOYAMA Hugo	BRA	0	12	5	5		
YOON Jae Young	KOR	3	14	11	11		
Duration of Match 4		16min	5min	3min	2min		

Contest No.: MT9 Table: 2 Umpires: CHEUNG Ka Wing (HKG) SANGSRIROJANA Prut (THA)

Game Statistics	HOYAMA Hugo (BRA)						YOON Jae Young (KOR)					
	Game					Match	Game					Match
	1	2	3	4	5		1	2	3	4	5	
Points won	12	5	6			23	14	11	10			35
Service %	2 16%	1 20%	2 33%			5 21%	5 35%	3 27%	4 40%			12 34%
Third Ball %	1 8%	1 20%	2 33%			4 17%	3 21%	3 27%	2 20%			8 22%
Attacking %	8 66%	2 40%	1 16%			11 47%	4 28%	4 36%	4 40%			12 34%
Defending %	1 8%	1 20%	0 0%			2 8%	1 7%	1 9%	0 0%			2 5%
Counterattacking %	0 0%	0 0%	0 0%			0 0%	0 0%	0 0%	0 0%			0 0%
Other %	0 0%	0 0%	1 16%			1 4%	1 7%	0 0%	0 0%			1 2%
Biggest lead	1	2	0				3	6	6			
Handedness/Grip	Left/						Left/					

Game Progress

1	HOYAMA Hugo (BRA)	0	*1	2	*3	4	*4	6	*6	7	*8	10	*10	11	*12	12	*12	12
	YOON Jae Young (KOR)	*0	1	*2	3	*4	6	*6	8	*9	10	*10	11	*11	11	*12	13	14
2	HOYAMA Hugo (BRA)	*0	2	*2	3	*3	3	*4	4	5								
	YOON Jae Young (KOR)	0	*0	2	*3	5	*7	8	*10	11								
3	HOYAMA Hugo (BRA)	0	*0	1	*1	3	*4	4	*4	5								
	YOON Jae Young (KOR)	*0	2	*3	5	*5	6	*8	10	11								

Note:

1-14 denotes server. For the definition of the statistics refer to "Competition Format and Rules" report



DETAILED CONTEST RESULTS

团体比赛详细成绩 / RÉSULTATS DÉTAILLÉS DU CONCOURS

SWEDEN (SWE) 2-3 CHINESE TAIPEI (TPE)

Contest No.: MT10 Table: 6 Umpires: BOUDJEHEM Abdellah (ALG) ISAACS Moegemad (RSA)

Match 1			Match	Game 1	Game 2	Game 3	Game 4	Game 5
A	LUNDQVIST Jens	SWE	0	2	8	4		
X	CHUAN Chih-Yuan	TPE	3	11	11	11		
Duration of Match 1			14min	3min	4min	3min		
Match 2			Match	Game 1	Game 2	Game 3	Game 4	Game 5
B	PERSSON Jorgen	SWE	3	14	11	11	14	
Y	CHIANG Peng-Lung	TPE	1	16	6	8	12	
Duration of Match 2			31min	7min	4min	5min	7min	
Match 3			Match	Game 1	Game 2	Game 3	Game 4	Game 5
C/A	GERELL/LUNDQVIST	SWE	1	11	8	6	6	
Z/Y	CHANG/CHIANG	TPE	3	2	11	11	11	
Duration of Match 3			27min	3min	6min	5min	6min	
Match 4			Match	Game 1	Game 2	Game 3	Game 4	Game 5
B	PERSSON Jorgen	SWE	3	11	11	11		
Z	CHANG Yen-Shu	TPE	0	9	7	5		
Duration of Match 4			19min	5min	6min	4min		
Match 5			Match	Game 1	Game 2	Game 3	Game 4	Game 5
C	GERELL Par	SWE	2	1	13	4	11	7
X	CHUAN Chih-Yuan	TPE	3	11	11	11	6	11
Duration of Match 5			34min	2min	7min	4min	5min	5min

Duration of Contest 2h 07min

Contest Statistics	SWEDEN (SWE)						CHINESE TAIPEI (TPE)					
	Match					Contest	Match					Contest
	1	2	3	4	5		1	2	3	4	5	
Points won	14	50	31	33	36	164	33	42	35	21	50	181
Service %	1 7%	5 10%	3 9%	2 6%	6 16%	17 10%	8 24%	3 7%	1 2%	0 0%	8 16%	20 11%
Third Ball %	5 35%	13 26%	0 0%	5 15%	8 22%	31 18%	8 24%	7 16%	6 17%	3 14%	8 16%	32 17%
Attacking %	2 14%	14 28%	12 38%	12 36%	17 47%	57 34%	11 33%	15 35%	21 60%	10 47%	21 42%	78 43%
Defending %	5 35%	15 30%	14 45%	9 27%	4 11%	47 28%	5 15%	15 35%	7 20%	5 23%	11 22%	43 23%
Counterattacking %	0 0%	0 0%	0 0%	3 9%	0 0%	3 1%	0 0%	2 4%	0 0%	2 9%	1 2%	5 2%
Other %	1 7%	3 6%	2 6%	2 6%	1 2%	9 5%	1 3%	0 0%	0 0%	1 4%	1 2%	3 1%

Legend:
 MT Men's Team



DETAILED CONTEST RESULTS

团体比赛详细成绩 / RÉSULTATS DÉTAILLÉS DU CONCOURS

SWEDEN (SWE) 2-3 CHINESE TAIPEI (TPE)

Match 1 LUNDQVIST Jens (SWE) 0-3 CHUAN Chih-Yuan (TPE)

Match Summary		Match	Game 1	Game 2	Game 3	Game 4	Game 5
LUNDQVIST Jens	SWE	0	2	8	4		
CHUAN Chih-Yuan	TPE	3	11	11	11		
Duration of Match 1		14min	3min	4min	3min		

Contest No.: MT10 Table: 6 Umpires: BOUDJEHEM Abdellah (ALG) ISAACS Moegemad (RSA)

Game Statistics	LUNDQVIST Jens (SWE)						CHUAN Chih-Yuan (TPE)					
	Game					Match	Game					Match
	1	2	3	4	5		1	2	3	4	5	
Points won	2	8	4			14	11	11	11			33
Service %	0 0%	1 12%	0 0%			1 7%	3 27%	3 27%	2 18%			8 24%
Third Ball %	0 0%	4 50%	1 25%			5 35%	2 18%	5 45%	1 9%			8 24%
Attacking %	0 0%	2 25%	0 0%			2 14%	1 9%	2 18%	8 72%			11 33%
Defending %	2 100%	1 12%	2 50%			5 35%	4 36%	1 9%	0 0%			5 15%
Counterattacking %	0 0%	0 0%	0 0%			0 0%	0 0%	0 0%	0 0%			0 0%
Other %	0 0%	0 0%	1 25%			1 7%	1 9%	0 0%	0 0%			1 3%
Biggest lead	0	2	0				9	4	7			
Handedness/Grip	Right/						Right/					

Game Progress

1	LUNDQVIST Jens (SWE)	0	*0	0	*1	1	*2	2	2	2		
	CHUAN Chih-Yu. (TPE)	*0	2	*4	5	*7	8	*10	11	11		
2	LUNDQVIST Jens (SWE)	*0	2	*2	4	*4	5	*5	6	*6	8	8
	CHUAN Chih-Yu. (TPE)	0	*0	2	*2	4	*5	7	*8	10	*10	11
3	LUNDQVIST Jens (SWE)	0	*0	1	*1	1	*2	3	*4	4		
	CHUAN Chih-Yu. (TPE)	*0	2	*3	5	*7	8	*9	10	11		

Note:

*1*1*1* denotes server. For the definition of the statistics refer to "Competition Format and Rules" report



DETAILED CONTEST RESULTS

团体比赛详细成绩 / RÉSULTATS DÉTAILLÉS DU CONCOURS

SWEDEN (SWE) 2-3 CHINESE TAIPEI (TPE)

Match 2 PERSSON Jorgen (SWE) 3-1 CHIANG Peng-Lung (TPE)

Match Summary		Match	Game 1	Game 2	Game 3	Game 4	Game 5
PERSSON Jorgen	SWE	3	14	11	11	14	
CHIANG Peng-Lung	TPE	1	16	6	8	12	
Duration of Match 2		31min	7min	4min	5min	7min	

Contest No.: MT10 Table: 6 Umpires: BOUDJEHEM Abdellah (ALG) ISAACS Moegemad (RSA)

Game Statistics	PERSSON Jorgen (SWE)						CHIANG Peng-Lung (TPE)					
	Game					Match	Game					Match
	1	2	3	4	5		1	2	3	4	5	
Points won	14	11	11	14		50	16	6	8	12		42
Service %	4 28%	1 9%	0 0%	0 0%		5 10%	2 12%	0 0%	0 0%	1 8%		3 7%
Third Ball %	3 21%	1 9%	4 36%	5 35%		13 26%	2 12%	0 0%	0 0%	5 41%		7 16%
Attacking %	3 21%	6 54%	1 9%	4 28%		14 28%	7 43%	2 33%	4 50%	2 16%		15 35%
Defending %	4 28%	3 27%	4 36%	4 28%		15 30%	5 31%	4 66%	4 50%	2 16%		15 35%
Counterattacking %	0 0%	0 0%	0 0%	0 0%		0 0%	0 0%	0 0%	0 0%	2 16%		2 4%
Other %	0 0%	0 0%	2 18%	1 7%		3 6%	0 0%	0 0%	0 0%	0 0%		0 0%
Biggest lead	1	5	4	2			5	1	2	3		
Handedness/Grip	Right/						Right/					

Game Progress

1	PERSSON Jorgen (SWE)	0	*1	2	*2	2	*3	4	*6	7	*8	10	*10	11	*12	12	*12	13	*13	14	*14
	CHIANG Peng-L. (TPE)	*0	1	*2	4	*6	7	*8	8	*9	10	*10	11	*11	11	*12	13	*13	14	*14	15
1	PERSSON Jorgen (SWE)	14																			
	CHIANG Peng-L. (TPE)	16																			
2	PERSSON Jorgen (SWE)	*0	1	*2	3	*4	5	*7	8	*10	11										
	CHIANG Peng-L. (TPE)	0	*1	2	*3	4	*5	5	*6	6	6										
3	PERSSON Jorgen (SWE)	0	*0	2	*3	4	*5	7	*9	9	*10	11									
	CHIANG Peng-L. (TPE)	*0	2	*2	3	*4	5	*5	5	*7	8	8									
4	PERSSON Jorgen (SWE)	*0	1	*1	2	*3	5	*5	6	*7	8	*10	11	*11	11	*12	13	*12	14		
	CHIANG Peng-L. (TPE)	0	*1	3	*4	5	*5	7	*8	9	*10	10	*10	11	*12	12	*12	12			

Note:

*1*1* denotes server. For the definition of the statistics refer to "Competition Format and Rules" report



DETAILED CONTEST RESULTS

团体比赛详细成绩 / RÉSULTATS DÉTAILLÉS DU CONCOURS

SWEDEN (SWE) 2-3 CHINESE TAIPEI (TPE)

Match 3 GERELL Par (SWE) 1-3 CHANG Yen-Shu (TPE)
 LUNDQVIST Jens CHIANG Peng-Lung

Match Summary		Match	Game 1	Game 2	Game 3	Game 4	Game 5
GERELL/LUNDQVIST	SWE	1	11	8	6	6	
CHANG/CHIANG	TPE	3	2	11	11	11	
Duration of Match 3		27min	3min	6min	5min	6min	

Contest No.: MT10 Table: 6 Umpires: BOUDJEHEM Abdellah (ALG) ISAACS Moegemad (RSA)

Game Statistics	GERELL/LUNDQVIST (SWE)					Match	CHANG/CHIANG (TPE)					Match
	Game						Game					
	1	2	3	4	5		1	2	3	4	5	
Points won	11	8	6	6		31	2	11	11	11		35
Service %	2 18%	0 0%	1 16%	0 0%		3 9%	0 0%	1 9%	0 0%	0 0%		1 2%
Third Ball %	0 0%	0 0%	0 0%	0 0%		0 0%	0 0%	2 18%	1 9%	3 27%		6 17%
Attacking %	5 45%	3 37%	2 33%	2 33%		12 38%	2 100%	5 45%	9 81%	5 45%		21 60%
Defending %	4 36%	4 50%	3 50%	3 50%		14 45%	0 0%	3 27%	1 9%	3 27%		7 20%
Counterattacking %	0 0%	0 0%	0 0%	0 0%		0 0%	0 0%	0 0%	0 0%	0 0%		0 0%
Other %	0 0%	1 12%	0 0%	1 16%		2 6%	0 0%	0 0%	0 0%	0 0%		0 0%
Biggest lead	9	1	0	1			0	4	6	5		
Handedness/Grip	Left/ - Right/						/ - Right/					

Game Progress

1	GERELL/LUNDQ. (SWE)	*_0	2	_*3	5	*_7	8	*_10	11			
	CHANG/CHIANG (TPE)	0	*_0	1	_*1	1	*_2	2	2			
2	GERELL/LUNDQ. (SWE)	0	_*1	1	_*2	3	*_4	5	*_6	6	*_8	8
	CHANG/CHIANG (TPE)	*_0	1	_*3	4	*_5	6	_*7	8	*_10	10	11
3	GERELL/LUNDQ. (SWE)	*_0	0	_*0	1	*_2	2	_*4	5	*_6	6	
	CHANG/CHIANG (TPE)	0	*_2	4	_*5	6	*_8	8	_*9	10	11	
4	GERELL/LUNDQ. (SWE)	0	*_1	2	_*3	3	*_4	5	_*5	6	6	
	CHANG/CHIANG (TPE)	*_0	1	_*2	3	*_5	6	_*7	9	*_10	11	

Note:

"*" denotes first player of pair is server, "-" denotes second player of pair is server. For the definition of the statistics refer to "Competition Format and Rules" report



DETAILED CONTEST RESULTS

团体比赛详细成绩 / RÉSULTATS DÉTAILLÉS DU CONCOURS

SWEDEN (SWE) 2-3 CHINESE TAIPEI (TPE)

Match 4 PERSSON Jorgen (SWE) 3-0 CHANG Yen-Shu (TPE)

Match Summary		Match	Game 1	Game 2	Game 3	Game 4	Game 5
PERSSON Jorgen	SWE	3	11	11	11		
CHANG Yen-Shu	TPE	0	9	7	5		
Duration of Match 4		19min	5min	6min	4min		

Contest No.: MT10 Table: 6 Umpires: BOUDJEHEM Abdellah (ALG) ISAACS Moegemad (RSA)

Game Statistics	PERSSON Jorgen (SWE)						CHANG Yen-Shu (TPE)					
	Game					Match	Game					Match
	1	2	3	4	5		1	2	3	4	5	
Points won	11	11	11			33	9	7	5			21
Service %	1 9%	1 9%	0 0%			2 6%	0 0%	0 0%	0 0%			0 0%
Third Ball %	2 18%	2 18%	1 9%			5 15%	3 33%	0 0%	0 0%			3 14%
Attacking %	3 27%	4 36%	5 45%			12 36%	2 22%	5 71%	3 60%			10 47%
Defending %	4 36%	1 9%	4 36%			9 27%	2 22%	1 14%	2 40%			5 23%
Counterattacking %	0 0%	2 18%	1 9%			3 9%	1 11%	1 14%	0 0%			2 9%
Other %	1 9%	1 9%	0 0%			2 6%	1 11%	0 0%	0 0%			1 4%
Biggest lead	4	4	6				0	1	0			
Handedness/Grip	Right/						/					

Game Progress

1	PERSSON Jorgen (SWE)	0	*2	4	*5	5	*6	8	*9	9	*10	11
	CHANG Yen-Shu (TPE)	*0	0	*0	1	*3	4	*4	5	*7	8	9
2	PERSSON Jorgen (SWE)	*0	1	*2	3	*5	5	*6	8	*9	11	
	CHANG Yen-Shu (TPE)	0	*1	2	*3	3	*5	6	*6	7	7	
3	PERSSON Jorgen (SWE)	0	*2	2	*4	5	*7	9	*10	11		
	CHANG Yen-Shu (TPE)	*0	0	*2	2	*3	3	*3	4	5		

Note:

*1*1* denotes server. For the definition of the statistics refer to "Competition Format and Rules" report



DETAILED CONTEST RESULTS

团体比赛详细成绩 / RÉSULTATS DÉTAILLÉS DU CONCOURS

SWEDEN (SWE) 2-3 CHINESE TAIPEI (TPE)

Match 5 GERELL Par (SWE) 2-3 CHUAN Chih-Yuan (TPE)

Match Summary		Match	Game 1	Game 2	Game 3	Game 4	Game 5
GERELL Par	SWE	2	1	13	4	11	7
CHUAN Chih-Yuan	TPE	3	11	11	11	6	11
Duration of Match 5		34min	2min	7min	4min	5min	5min

Contest No.: MT10 Table: 6 Umpires: BOUDJEHEM Abdellah (ALG) ISAACS Moegemad (RSA)

Game Statistics	GERELL Par (SWE)						CHUAN Chih-Yuan (TPE)					
	Game					Match	Game					Match
	1	2	3	4	5		1	2	3	4	5	
Points won	1	13	4	11	7	36	11	11	11	6	11	50
Service %	0	3	1	1	1	6	0	1	2	3	2	8
	0%	23%	25%	9%	14%	16%	0%	9%	18%	50%	18%	16%
Third Ball %	1	3	1	3	0	8	1	3	1	0	3	8
	100%	23%	25%	27%	0%	22%	9%	27%	9%	0%	27%	16%
Attacking %	0	5	0	7	5	17	7	5	4	1	4	21
	0%	38%	0%	63%	71%	47%	63%	45%	36%	16%	36%	42%
Defending %	0	1	2	0	1	4	3	2	2	2	2	11
	0%	7%	50%	0%	14%	11%	27%	18%	18%	33%	18%	22%
Counterattacking %	0	0	0	0	0	0	0	0	1	0	0	1
	0%	0%	0%	0%	0%	0%	0%	0%	9%	0%	0%	2%
Other %	0	1	0	0	0	1	0	0	1	0	0	1
	0%	7%	0%	0%	0%	2%	0%	0%	9%	0%	0%	2%
Biggest lead	0	2	0	5	3		10	3	7	2	4	
Handedness/Grip	Left/						Right/					

Game Progress

1	GERELL Par (SWE)	*0	0	*0	0	*0	1	1								
	CHUAN Chih-Yu. (TPE)	0	*2	4	*6	8	*9	11								
2	GERELL Par (SWE)	0	*0	2	*2	4	*4	5	*6	8	*9	10	*11	11	*12	13
	CHUAN Chih-Yu. (TPE)	*0	2	*2	4	*4	6	*7	8	*8	9	*10	10	*11	11	11
3	GERELL Par (SWE)	*0	0	*0	2	*3	4	*4	4	4						
	CHUAN Chih-Yu. (TPE)	0	*2	4	*4	5	*6	8	*10	11						
4	GERELL Par (SWE)	0	*0	2	*3	4	*5	7	*8	10	11					
	CHUAN Chih-Yu. (TPE)	*0	2	*2	3	*4	5	*5	6	*6	6					
5	GERELL Par (SWE)	*0	1	*3	4	*5	6	*6	6	*6	7					
	CHUAN Chih-Yu. (TPE)	0	*1	1	*2	3	*4	6	*8	10	11					

Note:

* indicates server. For the definition of the statistics refer to "Competition Format and Rules" report



DETAILED CONTEST RESULTS

团体比赛详细成绩 / RÉSULTATS DÉTAILLÉS DU CONCOURS

KOREA (KOR) 3-1 CHINESE TAIPEI (TPE)

Contest No.: MT17

Table: 4

Umpires: GOMEZ Marco (VEN)

DEMARIO Leonor (BRA)

Match 1			Match	Game 1	Game 2	Game 3	Game 4	Game 5
A	RYU Seung Min	KOR	1	11	8	7	17	
X	CHUAN Chih-Yuan	TPE	3	5	11	11	19	
Duration of Match 1			37min	3min	5min	5min	12min	

Match 2			Match	Game 1	Game 2	Game 3	Game 4	Game 5
B	OH Sang Eun	KOR	3	11	11	8	11	
Y	CHIANG Peng-Lung	TPE	1	2	8	11	5	
Duration of Match 2			22min	2min	4min	5min	3min	

Match 3			Match	Game 1	Game 2	Game 3	Game 4	Game 5
C/B	YOON/OH	KOR	3	6	11	11	7	14
Z/Y	CHANG/CHIANG	TPE	2	11	9	8	11	12
Duration of Match 3			41min	4min	5min	5min	5min	9min

Match 4			Match	Game 1	Game 2	Game 3	Game 4	Game 5
A	RYU Seung Min	KOR	3	11	6	5	11	11
Z	CHANG Yen-Shu	TPE	2	7	11	11	7	9
Duration of Match 4			41min	5min	5min	5min	5min	7min

Duration of Contest	2h 22min
---------------------	-----------------

Contest Statistics	KOREA (KOR)						CHINESE TAIPEI (TPE)					
	Match					Contest	Match					Contest
	1	2	3	4	5		1	2	3	4	5	
Points won	43	41	49	44		177	46	26	51	45		168
Service %	4 9%	4 9%	3 6%	7 15%		18 10%	7 15%	2 7%	6 11%	2 4%		17 10%
Third Ball %	9 20%	5 12%	13 26%	7 15%		34 19%	6 13%	7 26%	13 25%	8 17%		34 20%
Attacking %	12 27%	12 29%	18 36%	20 45%		62 35%	12 26%	8 30%	10 19%	19 42%		49 29%
Defending %	12 27%	15 36%	11 22%	8 18%		46 25%	11 23%	5 19%	13 25%	7 15%		36 21%
Counterattacking %	6 13%	3 7%	4 8%	2 4%		15 8%	10 21%	4 15%	8 15%	7 15%		29 17%
Other %	0 0%	2 4%	0 0%	0 0%		2 1%	0 0%	0 0%	1 1%	2 4%		3 1%

Legend:
 MT Men's Team



DETAILED CONTEST RESULTS

团体比赛详细成绩 / RÉSULTATS DÉTAILLÉS DU CONCOURS

KOREA (KOR) 3-1 CHINESE TAIPEI (TPE)

Match 1 RYU Seung Min (KOR) 1-3 CHUAN Chih-Yuan (TPE)

Match Summary		Match	Game 1	Game 2	Game 3	Game 4	Game 5
RYU Seung Min	KOR	1	11	8	7	17	
CHUAN Chih-Yuan	TPE	3	5	11	11	19	
Duration of Match 1		37min	3min	5min	5min	12min	

Contest No.: MT17

Table: 4

Umpires: GOMEZ Marco (VEN)

DEMARIO Leonor (BRA)

Game Statistics	RYU Seung Min (KOR)					Match	CHUAN Chih-Yuan (TPE)					Match
	Game						Game					
	1	2	3	4	5		1	2	3	4	5	
Points won	11	8	7	17		43	5	11	11	19		46
Service %	1 9%	0 0%	0 0%	3 17%		4 9%	1 20%	0 0%	3 27%	3 15%		7 15%
Third Ball %	2 18%	1 12%	1 14%	5 29%		9 20%	1 20%	3 27%	1 9%	1 5%		6 13%
Attacking %	4 36%	3 37%	2 28%	3 17%		12 27%	1 20%	2 18%	2 18%	7 36%		12 26%
Defending %	3 27%	2 25%	4 57%	3 17%		12 27%	2 40%	2 18%	2 18%	5 26%		11 23%
Counterattacking %	1 9%	2 25%	0 0%	3 17%		6 13%	0 0%	4 36%	3 27%	3 15%		10 21%
Other %	0 0%	0 0%	0 0%	0 0%		0 0%	0 0%	0 0%	0 0%	0 0%		0 0%
Biggest lead	7	2	2	1			0	3	4	3		
Handedness/Grip	Right/						Right/					

Game Progress

1	RYU Seung Min (KOR)	*0	2	*3	5	*6	7	*9	10	11											
	CHUAN Chih-Yu. (TPE)	0	*0	1	*1	2	*3	3	*4	5											
2	RYU Seung Min (KOR)	0	*1	3	*3	4	*4	5	*7	8	*8	8									
	CHUAN Chih-Yu. (TPE)	*0	1	*1	3	*4	6	*7	7	*8	10	11									
3	RYU Seung Min (KOR)	*0	1	*3	4	*4	5	*5	5	*6	7										
	CHUAN Chih-Yu. (TPE)	0	*1	1	*2	4	*5	7	*9	10	11										
4	RYU Seung Min (KOR)	0	*0	2	*2	3	*4	5	*6	7	*8	10	*10	11	*11	12	*13	13	*13	14	*15
	CHUAN Chih-Yu. (TPE)	*0	2	*2	4	*5	6	*7	8	*9	10	*10	11	*11	12	*12	12	*13	14	*14	14
4	RYU Seung Min (KOR)	15	*16	16	*16	17	*17	17													
	CHUAN Chih-Yu. (TPE)	*15	15	*16	17	*17	18	19													

Note:

*1*1*1* denotes server. For the definition of the statistics refer to "Competition Format and Rules" report



DETAILED CONTEST RESULTS

团体比赛详细成绩 / RÉSULTATS DÉTAILLÉS DU CONCOURS

KOREA (KOR) 3-1 CHINESE TAIPEI (TPE)

Match 2 OH Sang Eun (KOR) 3-1 CHIANG Peng-Lung (TPE)

Match Summary		Match	Game 1	Game 2	Game 3	Game 4	Game 5
OH Sang Eun	KOR	3	11	11	8	11	
CHIANG Peng-Lung	TPE	1	2	8	11	5	
Duration of Match 2		22min	2min	4min	5min	3min	

Contest No.: MT17

Table: 4

Umpires: GOMEZ Marco (VEN)

DEMARIO Leonor (BRA)

Game Statistics	OH Sang Eun (KOR)					Match	CHIANG Peng-Lung (TPE)					Match	
	Game						Match	Game					
	1	2	3	4	5			1	2	3	4		5
Points won	11	11	8	11		41	2	8	11	5		26	
Service %	2 18%	1 9%	0 0%	1 9%		4 9%	0 0%	1 12%	1 9%	0 0%		2 7%	
Third Ball %	1 9%	1 9%	1 12%	2 18%		5 12%	1 50%	1 12%	3 27%	2 40%		7 26%	
Attacking %	4 36%	2 18%	2 25%	4 36%		12 29%	1 50%	3 37%	1 9%	3 60%		8 30%	
Defending %	3 27%	5 45%	4 50%	3 27%		15 36%	0 0%	1 12%	4 36%	0 0%		5 19%	
Counterattacking %	1 9%	1 9%	1 12%	0 0%		3 7%	0 0%	2 25%	2 18%	0 0%		4 15%	
Other %	0 0%	1 9%	0 0%	1 9%		2 4%	0 0%	0 0%	0 0%	0 0%		0 0%	
Biggest lead	9	3	0	6			0	3	4	0			
Handedness/Grip	Right/						Right/						

Game Progress

1	OH Sang Eun (KOR)	*0	2	*4	6	*7	8	*10	11			
	CHIANG Peng-L. (TPE)	0	*0	0	*0	1	*2	2	2			
2	OH Sang Eun (KOR)	0	*0	1	*3	4	*5	6	*8	9	*10	11
	CHIANG Peng-L. (TPE)	*0	2	*3	3	*4	5	*6	6	*7	8	8
3	OH Sang Eun (KOR)	*0	0	*0	1	*3	4	*5	6	*7	8	8
	CHIANG Peng-L. (TPE)	0	*2	4	*5	5	*6	7	*8	9	*10	11
4	OH Sang Eun (KOR)	0	*1	3	*4	6	*8	9	*9	11		
	CHIANG Peng-L. (TPE)	*0	1	*1	2	*2	2	*3	5	5		

Note:

* indicates server. For the definition of the statistics refer to "Competition Format and Rules" report



DETAILED CONTEST RESULTS

团体比赛详细成绩 / RÉSULTATS DÉTAILLÉS DU CONCOURS

KOREA (KOR) 3-1 CHINESE TAIPEI (TPE)

Match 3 YOON Jae Young (KOR) 3-2 CHANG Yen-Shu (TPE)
 OH Sang Eun CHIANG Peng-Lung

Match Summary		Match	Game 1	Game 2	Game 3	Game 4	Game 5
YOON/OH	KOR	3	6	11	11	7	14
CHANG/CHIANG	TPE	2	11	9	8	11	12
Duration of Match 3		41min	4min	5min	5min	5min	9min

Contest No.: MT17

Table: 4

Umpires: GOMEZ Marco (VEN)

DEMARIO Leonor (BRA)

Game Statistics	YOON/OH (KOR)						CHANG/CHIANG (TPE)					
	Game					Match	Game					Match
	1	2	3	4	5		1	2	3	4	5	
Points won	6	11	11	7	14	49	11	9	8	11	12	51
Service %	0 0%	1 9%	1 9%	1 14%	0 0%	3 6%	1 9%	2 22%	1 12%	0 0%	2 16%	6 11%
Third Ball %	3 50%	3 27%	1 9%	2 28%	4 28%	13 26%	4 36%	2 22%	1 12%	2 18%	4 33%	13 25%
Attacking %	2 33%	4 36%	2 18%	2 28%	8 57%	18 36%	3 27%	2 22%	2 25%	2 18%	1 8%	10 19%
Defending %	1 16%	3 27%	3 27%	2 28%	2 14%	11 22%	2 18%	2 22%	3 37%	3 27%	3 25%	13 25%
Counterattacking %	0 0%	0 0%	4 36%	0 0%	0 0%	4 8%	0 0%	1 11%	1 12%	4 36%	2 16%	8 15%
Other %	0 0%	0 0%	0 0%	0 0%	0 0%	0 0%	1 9%	0 0%	0 0%	0 0%	0 0%	1 1%
Biggest lead	1	2	3	0	4		5	4	2	4	1	
Handedness/Grip	Left/ - Right/						/ - Right/					

Game Progress

1	YOON/OH (KOR)	*_0	1	_*2	3	*_4	4	_*4	6	*_6	6							
	CHANG/CHIANG (TPE)	0	*_1	2	_*3	4	*_6	8	_*8	10	11							
2	YOON/OH (KOR)	0	*_0	1	_*1	3	*_3	4	_*6	8	*_9	11						
	CHANG/CHIANG (TPE)	*_0	2	_*3	5	*_5	7	_*8	8	*_8	9	9						
3	YOON/OH (KOR)	*_0	1	_*2	2	*_4	5	_*7	7	*_8	10	11						
	CHANG/CHIANG (TPE)	0	*_1	2	_*4	4	*_5	5	_*7	8	*_8	8						
4	YOON/OH (KOR)	0	*_0	1	_*2	3	*_4	5	_*6	7	7							
	CHANG/CHIANG (TPE)	*_0	2	_*3	4	*_5	6	_*7	8	*_9	11							
5	YOON/OH (KOR)	*_0	2	_*3	5	*_5	6	_*7	8	*_9	10	*_10	10	*_11	11	_*12	13	14
	CHANG/CHIANG (TPE)	0	*_0	1	*_1	3	_*4	5	*_6	7	_*8	10	*_11	11	*_12	12	*_12	12

Note:

"*_-" denotes first player of pair is server, "-*_-" denotes second player of pair is server. For the definition of the statistics refer to "Competition Format and Rules" report



DETAILED CONTEST RESULTS

团体比赛详细成绩 / RÉSULTATS DÉTAILLÉS DU CONCOURS

KOREA (KOR) 3-1 CHINESE TAIPEI (TPE)

Match 4 RYU Seung Min (KOR) 3-2 CHANG Yen-Shu (TPE)

Match Summary		Match	Game 1	Game 2	Game 3	Game 4	Game 5
RYU Seung Min	KOR	3	11	6	5	11	11
CHANG Yen-Shu	TPE	2	7	11	11	7	9
Duration of Match 4		41min	5min	5min	5min	5min	7min

Contest No.: MT17

Table: 4

Umpires: GOMEZ Marco (VEN)

DEMARIO Leonor (BRA)

Game Statistics	RYU Seung Min (KOR)						CHANG Yen-Shu (TPE)					
	Game					Match	Game					Match
	1	2	3	4	5		1	2	3	4	5	
Points won	11	6	5	11	11	44	7	11	11	7	9	45
Service %	1 9%	0 0%	2 40%	2 18%	2 18%	7 15%	0 0%	1 9%	1 9%	0 0%	0 0%	2 4%
Third Ball %	1 9%	1 16%	0 0%	3 27%	2 18%	7 15%	0 0%	3 27%	2 18%	2 28%	1 11%	8 17%
Attacking %	2 18%	4 66%	1 20%	6 54%	7 63%	20 45%	1 14%	5 45%	4 36%	3 42%	6 66%	19 42%
Defending %	5 45%	1 16%	2 40%	0 0%	0 0%	8 18%	4 57%	0 0%	2 18%	0 0%	1 11%	7 15%
Counterattacking %	2 18%	0 0%	0 0%	0 0%	0 0%	2 4%	2 28%	1 9%	2 18%	1 14%	1 11%	7 15%
Other %	0 0%	0 0%	0 0%	0 0%	0 0%	0 0%	0 0%	1 9%	0 0%	1 14%	0 0%	2 4%
Biggest lead	5	1	0	4	2		0	5	6	3	1	
Handedness/Grip	Right/						/					

Game Progress

1	RYU Seung Min (KOR)	0	*2	4	*5	5	*6	6	*8	9	11	
	CHANG Yen-Shu (TPE)	*0	0	*0	1	*3	4	*6	6	*7	7	
2	RYU Seung Min (KOR)	*0	1	*2	3	*3	4	*5	5	*6	6	
	CHANG Yen-Shu (TPE)	0	*1	2	*3	5	*6	7	*9	10	11	
3	RYU Seung Min (KOR)	0	*0	1	*1	2	*3	4	*5	5		
	CHANG Yen-Shu (TPE)	*0	2	*3	5	*6	7	*8	9	11		
4	RYU Seung Min (KOR)	*0	1	*1	2	*3	4	*6	8	*9	11	
	CHANG Yen-Shu (TPE)	0	*1	3	*4	5	*6	6	*6	7	7	
5	RYU Seung Min (KOR)	0	*1	2	*3	4	*5	6	*8	8	*9	11
	CHANG Yen-Shu (TPE)	*0	1	*2	3	*4	5	*6	6	*8	9	9

Note:

* indicates server. For the definition of the statistics refer to "Competition Format and Rules" report



DETAILED CONTEST RESULTS

团体比赛详细成绩 / RÉSULTATS DÉTAILLÉS DU CONCOURS

BRAZIL (BRA) 0-3 SWEDEN (SWE)

Contest No.: MT18 Table: 6 Umpires: CHEUNG Ka Wing (HKG) SANGSRIROJANA Prut (THA)

Match 1			Match	Game 1	Game 2	Game 3	Game 4	Game 5
A	MONTEIRO Thiago	BRA	2	11	14	11	11	4
X	GERELL Par	SWE	3	6	12	13	13	11
Duration of Match 1			41min	4min	8min	6min	7min	4min

Match 2			Match	Game 1	Game 2	Game 3	Game 4	Game 5
B	TSUBOI Gustavo	BRA	0	8	8	5		
Y	LUNDQVIST Jens	SWE	3	11	11	11		
Duration of Match 2			18min	4min	5min	3min		

Match 3			Match	Game 1	Game 2	Game 3	Game 4	Game 5
C/A	HOYAMA/MONTEIRO	BRA	0	7	10	8		
Z/X	PERSSON/GERELL	SWE	3	11	12	11		
Duration of Match 3			14min	3min	4min	2min		

Duration of Contest	1h 14min
---------------------	----------

Contest Statistics	BRAZIL (BRA)						SWEDEN (SWE)					
	Match					Contest	Match					Contest
	1	2	3	4	5		1	2	3	4	5	
Points won	51	21	25			97	55	33	34			122
Service %	6 11%	4 19%	3 12%			13 13%	12 21%	10 30%	8 23%			30 24%
Third Ball %	2 3%	5 23%	0 0%			7 7%	9 16%	3 9%	0 0%			12 9%
Attacking %	32 62%	7 33%	9 36%			48 49%	20 36%	10 30%	20 58%			50 40%
Defending %	1 1%	1 4%	5 20%			7 7%	3 5%	1 3%	1 2%			5 4%
Counterattacking %	9 17%	3 14%	8 32%			20 20%	10 18%	7 21%	2 5%			19 15%
Other %	1 1%	1 4%	0 0%			2 2%	1 1%	2 6%	3 8%			6 4%

Legend:
 MT Men's Team



DETAILED CONTEST RESULTS

团体比赛详细成绩 / RÉSULTATS DÉTAILLÉS DU CONCOURS

BRAZIL (BRA) 0-3 SWEDEN (SWE)

Match 1 MONTEIRO Thiago (BRA) 2-3 GERELL Par (SWE)

Match Summary		Match	Game 1	Game 2	Game 3	Game 4	Game 5
MONTEIRO Thiago	BRA	2	11	14	11	11	4
GERELL Par	SWE	3	6	12	13	13	11
Duration of Match 1		41min	4min	8min	6min	7min	4min

Contest No.: MT18 Table: 6 Umpires: CHEUNG Ka Wing (HKG) SANGSRIROJANA Prut (THA)

Game Statistics	MONTEIRO Thiago (BRA)						GERELL Par (SWE)					
	Game					Match	Game					Match
	1	2	3	4	5		1	2	3	4	5	
Points won	11	14	11	11	4	51	6	12	13	13	11	55
Service %	0	4	1	1	0	6	1	2	0	6	3	12
	0%	28%	9%	9%	0%	11%	16%	16%	0%	46%	27%	21%
Third Ball %	0	1	0	1	0	2	2	2	3	1	1	9
	0%	7%	0%	9%	0%	3%	33%	16%	23%	7%	9%	16%
Attacking %	6	8	7	9	2	32	2	4	7	1	6	20
	54%	57%	63%	81%	50%	62%	33%	33%	53%	7%	54%	36%
Defending %	1	0	0	0	0	1	0	1	2	0	0	3
	9%	0%	0%	0%	0%	1%	0%	8%	15%	0%	0%	5%
Counterattacking %	4	1	3	0	1	9	1	3	0	5	1	10
	36%	7%	27%	0%	25%	17%	16%	25%	0%	38%	9%	18%
Other %	0	0	0	0	1	1	0	0	1	0	0	1
	0%	0%	0%	0%	25%	1%	0%	0%	7%	0%	0%	1%
Biggest lead	5	4	2	3	3		1	1	2	2	7	
Handedness/Grip	Right/						Left/					

Game Progress

1	MONTEIRO Thia. (BRA)	0	*1	2	*3	5	*5	6	*8	10	11							
	GERELL Par (SWE)	*0	1	*2	3	*3	5	*6	6	*6	6							
2	MONTEIRO Thia. (BRA)	*0	1	*2	3	*4	6	*7	9	*9	10	*10	11	*11	12	*12	13	14
	GERELL Par (SWE)	0	*1	2	*3	4	*4	5	*5	7	*8	10	*10	11	*11	12	*12	12
3	MONTEIRO Thia. (BRA)	0	*1	2	*2	3	*4	6	*7	9	*9	10	*10	11	*11	11		
	GERELL Par (SWE)	*0	1	*2	4	*5	6	*6	7	*7	9	*10	11	*11	12	13		
4	MONTEIRO Thia. (BRA)	*0	2	*2	4	*5	6	*7	8	*9	10	*10	11	*11	11	11		
	GERELL Par (SWE)	0	*0	2	*2	3	*4	5	*6	7	*8	10	*10	11	*12	13		
5	MONTEIRO Thia. (BRA)	0	*1	3	*4	4	*4	4	*4	4								
	GERELL Par (SWE)	*0	1	*1	2	*4	6	*8	10	11								

Note:

* denotes server. For the definition of the statistics refer to "Competition Format and Rules" report



DETAILED CONTEST RESULTS

团体比赛详细成绩 / RÉSULTATS DÉTAILLÉS DU CONCOURS

BRAZIL (BRA) 0-3 SWEDEN (SWE)

Match 2 TSUBOI Gustavo (BRA) 0-3 LUNDQVIST Jens (SWE)

Match Summary		Match	Game 1	Game 2	Game 3	Game 4	Game 5
TSUBOI Gustavo	BRA	0	8	8	5		
LUNDQVIST Jens	SWE	3	11	11	11		
Duration of Match 2		18min	4min	5min	3min		

Contest No.: MT18 Table: 6 Umpires: CHEUNG Ka Wing (HKG) SANGSRIROJANA Prut (THA)

Game Statistics	TSUBOI Gustavo (BRA)						LUNDQVIST Jens (SWE)					
	Game					Match	Game					Match
	1	2	3	4	5		1	2	3	4	5	
Points won	8	8	5			21	11	11	11			33
Service %	3 37%	1 12%	0 0%			4 19%	4 36%	1 9%	5 45%			10 30%
Third Ball %	0 0%	2 25%	3 60%			5 23%	0 0%	1 9%	2 18%			3 9%
Attacking %	4 50%	1 12%	2 40%			7 33%	2 18%	6 54%	2 18%			10 30%
Defending %	0 0%	1 12%	0 0%			1 4%	1 9%	0 0%	0 0%			1 3%
Counterattacking %	0 0%	3 37%	0 0%			3 14%	3 27%	2 18%	2 18%			7 21%
Other %	1 12%	0 0%	0 0%			1 4%	1 9%	1 9%	0 0%			2 6%
Biggest lead	4	3	1				3	3	6			
Handedness/Grip	Left/						Right/					

Game Progress

1	TSUBOI Gustavo (BRA)	*0	2	*4	4	*5	6	*7	7	*7	8	8
	LUNDQVIST Jens (SWE)	0	*0	0	*2	3	*4	5	*7	9	*10	11
2	TSUBOI Gustavo (BRA)	0	*1	3	*4	5	*6	7	*7	7	*8	8
	LUNDQVIST Jens (SWE)	*0	1	*1	2	*3	4	*5	7	*9	10	11
3	TSUBOI Gustavo (BRA)	*0	1	*1	2	*2	4	*4	5			5
	LUNDQVIST Jens (SWE)	0	*1	3	*4	6	*6	8	*9			11

Note:

* indicates server. For the definition of the statistics refer to "Competition Format and Rules" report



DETAILED CONTEST RESULTS

团体比赛详细成绩 / RÉSULTATS DÉTAILLÉS DU CONCOURS

BRAZIL (BRA) 0-3 SWEDEN (SWE)

Match 3 HOYAMA Hugo (BRA) 0-3 PERSSON Jorgen (SWE)
 MONTEIRO Thiago GERELL Par

Match Summary		Match	Game 1	Game 2	Game 3	Game 4	Game 5
HOYAMA/MONTEIRO	BRA	0	7	10	8		
PERSSON/GERELL	SWE	3	11	12	11		
Duration of Match 3		14min	3min	4min	2min		

Contest No.: MT18 Table: 6 Umpires: CHEUNG Ka Wing (HKG) SANGSRIROJANA Prut (THA)

Game Statistics	HOYAMA/MONTEIRO (BRA)					Match	PERSSON/GERELL (SWE)					Match
	Game						Game					
	1	2	3	4	5		1	2	3	4	5	
Points won	7	10	8			25	11	12	11			34
Service %	14%	10%	12%			12%	27%	33%	9%			23%
Third Ball %	0%	0%	0%			0%	0%	0%	0%			0%
Attacking %	42%	40%	25%			36%	36%	66%	72%			58%
Defending %	14%	10%	37%			20%	9%	0%	0%			2%
Counterattacking %	28%	40%	25%			32%	9%	0%	9%			5%
Other %	0%	0%	0%			0%	18%	0%	9%			8%
Biggest lead	1	0	1				6	5	4			
Handedness/Grip	Left/ - Right/						Right/ - Left/					

Game Progress

1	HOYAMA/MONT. (BRA)	*_0	1	_*_1	1	*_1	2	_*_3	5	*_7	7			
	PERSSON/GERE. (SWE)	0	_*_1	3	*_5	7	_*_8	9	*_9	9	11			
2	HOYAMA/MONT. (BRA)	0	_*_0	0	_*_1	3	*_3	5	_*_6	7	*_9	10	_*_10	10
	PERSSON/GERE. (SWE)	_*_0	2	*_4	5	_*_5	7	*_7	8	_*_9	9	*_10	11	12
3	HOYAMA/MONT. (BRA)	*_0	1	_*_2	2	*_2	4	_*_4	5	*_6	8	8		
	PERSSON/GERE. (SWE)	0	_*_1	2	*_4	6	_*_6	8	*_9	10	_*_10	11		

Note:

"*-" denotes first player of pair is server, "-*" denotes second player of pair is server. For the definition of the statistics refer to "Competition Format and Rules" report



DETAILED CONTEST RESULTS

团体比赛详细成绩 / RÉSULTATS DÉTAILLÉS DU CONCOURS

HONG KONG, CHINA (HKG) 3-1 RUSSIA (RUS)

Contest No.: MT3

Table: 3

Umpires: McSHANE Mick (AUS)

ROBERTS Averil (NZL)

Match 1			Match	Game 1	Game 2	Game 3	Game 4	Game 5
A	KO Lai Chak	HKG	3	8	11	11	6	11
X	KUZMIN Fedor	RUS	2	11	9	2	11	5
Duration of Match 1			33min	5min	5min	3min	4min	5min

Match 2			Match	Game 1	Game 2	Game 3	Game 4	Game 5
B	CHEUNG Yuk	HKG	1	11	10	9	10	
Y	SMIRNOV Alexei	RUS	3	9	12	11	12	
Duration of Match 2			30min	4min	5min	5min	6min	

Match 3			Match	Game 1	Game 2	Game 3	Game 4	Game 5
C/A	LI/KO	HKG	3	4	8	11	11	12
Z/Y	MAZUNOV/SMIRNOV	RUS	2	11	11	7	5	10
Duration of Match 3			38min	3min	5min	4min	4min	8min

Match 4			Match	Game 1	Game 2	Game 3	Game 4	Game 5
B	CHEUNG Yuk	HKG	3	11	11	11		
Z	MAZUNOV Dmitrij	RUS	0	8	9	8		
Duration of Match 4			21min	4min	4min	4min		

Duration of Contest	2h 03min
---------------------	----------

Contest Statistics	HONG KONG, CHINA (HKG)					Contest	RUSSIA (RUS)					Contest
	Match						Match					
	1	2	3	4	5		1	2	3	4	5	
Points won	47	40	46	33		166	38	44	44	25		151
Service %	5 10%	3 7%	5 10%	6 18%		19 11%	6 15%	4 9%	2 4%	2 8%		14 9%
Third Ball %	1 2%	1 2%	2 4%	1 3%		5 3%	3 7%	2 4%	6 13%	2 8%		13 8%
Attacking %	25 53%	12 30%	13 28%	5 15%		55 33%	17 44%	18 40%	11 25%	2 8%		48 31%
Defending %	6 12%	13 32%	22 47%	14 42%		55 33%	1 2%	10 22%	15 34%	15 60%		41 27%
Counterattacking %	9 19%	10 25%	3 6%	7 21%		29 17%	11 28%	10 22%	10 22%	4 16%		35 23%
Other %	1 2%	1 2%	1 2%	0 0%		3 1%	0 0%	0 0%	0 0%	0 0%		0 0%

Legend:
 MT Men's Team



DETAILED CONTEST RESULTS

团体比赛详细成绩 / RÉSULTATS DÉTAILLÉS DU CONCOURS

HONG KONG, CHINA (HKG) 3-1 RUSSIA (RUS)

Match 1 KO Lai Chak (HKG) 3-2 KUZMIN Fedor (RUS)

Match Summary		Match	Game 1	Game 2	Game 3	Game 4	Game 5
KO Lai Chak	HKG	3	8	11	11	6	11
KUZMIN Fedor	RUS	2	11	9	2	11	5
Duration of Match 1		33min	5min	5min	3min	4min	5min

Contest No.: MT3

Table: 3

Umpires: McSHANE Mick (AUS)

ROBERTS Averil (NZL)

Game Statistics	KO Lai Chak (HKG)						KUZMIN Fedor (RUS)					
	Game					Match	Game					Match
	1	2	3	4	5		1	2	3	4	5	
Points won	8	11	11	6	11	47	11	9	2	11	5	38
Service %	0	1	2	0	2	5	1	1	0	3	1	6
	0%	9%	18%	0%	18%	10%	9%	11%	0%	27%	20%	15%
Third Ball %	0	0	1	0	0	1	1	2	0	0	0	3
	0%	0%	9%	0%	0%	2%	9%	22%	0%	0%	0%	7%
Attacking %	2	7	4	6	6	25	6	4	1	3	3	17
	25%	63%	36%	100%	54%	53%	54%	44%	50%	27%	60%	44%
Defending %	2	1	2	0	1	6	0	0	0	1	0	1
	25%	9%	18%	0%	9%	12%	0%	0%	0%	9%	0%	2%
Counterattacking %	3	2	2	0	2	9	3	2	1	4	1	11
	37%	18%	18%	0%	18%	19%	27%	22%	50%	36%	20%	28%
Other %	1	0	0	0	0	1	0	0	0	0	0	0
	12%	0%	0%	0%	0%	2%	0%	0%	0%	0%	0%	0%
Biggest lead	0	3	9	1	6		4	1	0	5	3	
Handedness/Grip	Left/						Right/					

Game Progress

1	KO Lai Chak (HKG)	*0	0	*2	2	*2	3	*5	6	*7	8	8
	KUZMIN Fedor (RUS)	0	*2	2	*4	6	*7	7	*8	9	*10	11
2	KO Lai Chak (HKG)	0	*1	2	*4	5	*6	7	*8	8	*9	11
	KUZMIN Fedor (RUS)	*0	1	*2	2	*3	4	*5	6	*8	9	9
3	KO Lai Chak (HKG)	*0	2	*3	5	*7	9	*10	11			
	KUZMIN Fedor (RUS)	0	*0	1	*1	1	*1	2	2			
4	KO Lai Chak (HKG)	0	*1	1	*2	3	*4	5	*5	6		6
	KUZMIN Fedor (RUS)	*0	1	*3	4	*5	6	*7	9	*10		11
5	KO Lai Chak (HKG)	*0	0	*1	3	*5	7	*8	10	11		
	KUZMIN Fedor (RUS)	0	*2	3	*3	3	*3	4	*4	5		

Note:

* indicates server. For the definition of the statistics refer to "Competition Format and Rules" report



DETAILED CONTEST RESULTS

团体比赛详细成绩 / RÉSULTATS DÉTAILLÉS DU CONCOURS

HONG KONG, CHINA (HKG) 3-1 RUSSIA (RUS)

Match 2 CHEUNG Yuk (HKG) 1-3 SMIRNOV Alexei (RUS)

Match Summary		Match	Game 1	Game 2	Game 3	Game 4	Game 5
CHEUNG Yuk	HKG	1	11	10	9	10	
SMIRNOV Alexei	RUS	3	9	12	11	12	
Duration of Match 2		30min	4min	5min	5min	6min	

Contest No.: MT3

Table: 3

Umpires: McSHANE Mick (AUS)

ROBERTS Averil (NZL)

Game Statistics	CHEUNG Yuk (HKG)					Match	SMIRNOV Alexei (RUS)					Match
	Game						Game					
	1	2	3	4	5		1	2	3	4	5	
Points won	11	10	9	10		40	9	12	11	12		44
Service %	2 18%	0 0%	0 0%	1 10%		3 7%	1 11%	2 16%	1 9%	0 0%		4 9%
Third Ball %	0 0%	0 0%	0 0%	1 10%		1 2%	0 0%	0 0%	1 9%	1 8%		2 4%
Attacking %	5 45%	2 20%	3 33%	2 20%		12 30%	3 33%	4 33%	4 36%	7 58%		18 40%
Defending %	1 9%	3 30%	5 55%	4 40%		13 32%	2 22%	3 25%	3 27%	2 16%		10 22%
Counterattacking %	2 18%	5 50%	1 11%	2 20%		10 25%	3 33%	3 25%	2 18%	2 16%		10 22%
Other %	1 9%	0 0%	0 0%	0 0%		1 2%	0 0%	0 0%	0 0%	0 0%		0 0%
Biggest lead	2	3	1	1			3	2	3	3		
Handedness/Grip	Left/						Right/					

Game Progress

1	CHEUNG Yuk (HKG)	*0	1	*1	2	*4	5	*6	7	*9	9	11
	SMIRNOV Alexei (RUS)	0	*1	3	*4	4	*5	6	*7	7	*9	9
2	CHEUNG Yuk (HKG)	0	*1	2	*3	4	*6	7	*8	8	*10	10
	SMIRNOV Alexei (RUS)	*0	1	*2	3	*4	4	*5	6	*8	8	*10
3	CHEUNG Yuk (HKG)	*0	0	*1	2	*3	4	*6	7	*8	8	9
	SMIRNOV Alexei (RUS)	0	*2	3	*4	5	*6	6	*7	8	*10	11
4	CHEUNG Yuk (HKG)	0	*0	1	*2	3	*4	5	*7	8	*9	10
	SMIRNOV Alexei (RUS)	*0	2	*3	4	*5	6	*7	7	*8	9	*10

Note:

* indicates server. For the definition of the statistics refer to "Competition Format and Rules" report



DETAILED CONTEST RESULTS

团体比赛详细成绩 / RÉSULTATS DÉTAILLÉS DU CONCOURS

HONG KONG, CHINA (HKG) 3-1 RUSSIA (RUS)

Match 3 LI Ching (HKG) 3-2 MAZUNOV Dmitrij (RUS)
 KO Lai Chak SMIRNOV Alexei

Match Summary		Match	Game 1	Game 2	Game 3	Game 4	Game 5
LI/KO	HKG	3	4	8	11	11	12
MAZUNOV/SMIRNOV	RUS	2	11	11	7	5	10
Duration of Match 3		38min	3min	5min	4min	4min	8min

Contest No.: MT3

Table: 3

Umpires: McSHANE Mick (AUS)

ROBERTS Averil (NZL)

Game Statistics	LI/KO (HKG)						MAZUNOV/SMIRNOV (RUS)					
	Game					Match	Game					Match
	1	2	3	4	5		1	2	3	4	5	
Points won	4	8	11	11	12	46	11	11	7	5	10	44
Service %	2 50%	1 12%	0 0%	1 9%	1 8%	5 10%	0 0%	1 9%	1 14%	0 0%	0 0%	2 4%
Third Ball %	0 0%	2 25%	0 0%	0 0%	0 0%	2 4%	2 18%	3 27%	1 14%	0 0%	0 0%	6 13%
Attacking %	0 0%	3 37%	5 45%	4 36%	1 8%	13 28%	5 45%	2 18%	1 14%	3 60%	0 0%	11 25%
Defending %	2 50%	2 25%	4 36%	6 54%	8 66%	22 47%	2 18%	2 18%	3 42%	0 0%	8 80%	15 34%
Counterattacking %	0 0%	0 0%	1 9%	0 0%	2 16%	3 6%	2 18%	3 27%	1 14%	2 40%	2 20%	10 22%
Other %	0 0%	0 0%	1 9%	0 0%	0 0%	1 2%	0 0%	0 0%	0 0%	0 0%	0 0%	0 0%
Biggest lead	1	2	5	6	3		7	3	1	2	0	
Handedness/Grip	Right/ - Left/						Right/ - Right/					

Game Progress

1	LI/KO (HKG)	*_0	1	_2	3	*_3	4	_4	4	4				
	MAZUNOV/SMI. (RUS)	0	*_1	2	*_3	5	_6	8	*_10	11				
2	LI/KO (HKG)	0	*_2	2	_3	5	*_6	6	_6	7	*_8	8		
	MAZUNOV/SMI. (RUS)	_0	0	*_2	3	_3	4	*_6	8	_9	10	11		
3	LI/KO (HKG)	*_0	1	_2	4	*_6	7	_8	8	*_9	11			
	MAZUNOV/SMI. (RUS)	0	*_1	2	*_2	2	_3	4	*_6	7	7			
4	LI/KO (HKG)	0	*_0	2	_4	6	*_7	8	*_10	11				
	MAZUNOV/SMI. (RUS)	_0	2	*_2	2	_2	3	*_4	4	5				
5	LI/KO (HKG)	_0	2	*_2	3	_4	6	*_7	7	_9	10	*_10	11	12
	MAZUNOV/SMI. (RUS)	0	*_0	2	_3	4	_4	5	*_7	7	_8	10	*_10	10

Note:

"*-" denotes first player of pair is server, "-*" denotes second player of pair is server. For the definition of the statistics refer to "Competition Format and Rules" report



DETAILED CONTEST RESULTS

团体比赛详细成绩 / RÉSULTATS DÉTAILLÉS DU CONCOURS

HONG KONG, CHINA (HKG) 3-1 RUSSIA (RUS)

Match 4 CHEUNG Yuk (HKG) 3-0 MAZUNOV Dmitrij (RUS)

Match Summary		Match	Game 1	Game 2	Game 3	Game 4	Game 5
CHEUNG Yuk	HKG	3	11	11	11		
MAZUNOV Dmitrij	RUS	0	8	9	8		
Duration of Match 4		21min	4min	4min	4min		

Contest No.: MT3

Table: 3

Umpires: McSHANE Mick (AUS)

ROBERTS Averil (NZL)

Game Statistics	CHEUNG Yuk (HKG)						MAZUNOV Dmitrij (RUS)					
	Game					Match	Game					Match
	1	2	3	4	5		1	2	3	4	5	
Points won	11	11	11			33	8	9	8			25
Service %	1 9%	3 27%	2 18%			6 18%	1 12%	1 11%	0 0%			2 8%
Third Ball %	0 0%	1 9%	0 0%			1 3%	1 12%	1 11%	0 0%			2 8%
Attacking %	2 18%	1 9%	2 18%			5 15%	2 25%	0 0%	0 0%			2 8%
Defending %	7 63%	3 27%	4 36%			14 42%	3 37%	7 77%	5 62%			15 60%
Counterattacking %	1 9%	3 27%	3 27%			7 21%	1 12%	0 0%	3 37%			4 16%
Other %	0 0%	0 0%	0 0%			0 0%	0 0%	0 0%	0 0%			0 0%
Biggest lead	5	6	4				0	0	0			
Handedness/Grip	Left/						Right/					

Game Progress

1	CHEUNG Yuk (HKG)	*0	1	*3	4	*6	7	*7	8	*9	10	11
	MAZUNOV Dmitrij (RUS)	0	*1	1	*2	2	*3	5	*6	7	*8	8
2	CHEUNG Yuk (HKG)	0	*1	3	*5	7	*7	8	*9	10	*10	11
	MAZUNOV Dmitrij (RUS)	*0	1	*1	1	*1	3	*4	5	*6	8	9
3	CHEUNG Yuk (HKG)	*0	1	*3	5	*5	6	*6	7	*8	10	11
	MAZUNOV Dmitrij (RUS)	0	*1	1	*1	3	*4	6	*7	8	*8	8

Note:

* indicates server. For the definition of the statistics refer to "Competition Format and Rules" report



DETAILED CONTEST RESULTS

团体比赛详细成绩 / RÉSULTATS DÉTAILLÉS DU CONCOURS

NIGERIA (NGR) 0-3 JAPAN (JPN)

Contest No.: MT4 Table: 7 Umpires: CHEUNG Ka Wing (HKG) SANGSRIROJANA Prut (THA)

Match 1			Match	Game 1	Game 2	Game 3	Game 4	Game 5
A	TORIOLA Segun	NGR	1	9	11	9	8	
X	MIZUTANI Jun	JPN	3	11	3	11	11	
Duration of Match 1			26min	4min	3min	4min	5min	

Match 2			Match	Game 1	Game 2	Game 3	Game 4	Game 5
B	MEROTOHUN Monday	NGR	1	5	4	11	7	
Y	KAN Yo	JPN	3	11	11	9	11	
Duration of Match 2			18min	2min	3min	4min	4min	

Match 3			Match	Game 1	Game 2	Game 3	Game 4	Game 5
C/B	NOSIRU/MEROTOHUN	NGR	0	9	9	7		
Z/X	KISHIKAWA/MIZUTANI	JPN	3	11	11	11		
Duration of Match 3			14min	4min	3min	3min		

Duration of Contest	59min
---------------------	-------

Contest Statistics	NIGERIA (NGR)						JAPAN (JPN)					
	Match					Contest	Match					Contest
	1	2	3	4	5		1	2	3	4	5	
Points won	38	27	25			90	37	42	33			112
Service %	4 10%	1 3%	0 0%			5 5%	7 18%	9 21%	5 15%			21 18%
Third Ball %	5 13%	3 11%	7 28%			15 16%	8 21%	6 14%	7 21%			21 18%
Attacking %	22 57%	15 55%	12 48%			49 54%	4 10%	10 23%	15 45%			29 25%
Defending %	7 18%	7 25%	6 24%			20 22%	12 32%	14 33%	6 18%			32 28%
Counterattacking %	0 0%	1 3%	0 0%			1 1%	6 16%	2 4%	0 0%			8 7%
Other %	0 0%	0 0%	0 0%			0 0%	0 0%	1 2%	0 0%			1 0%

Legend:
MT Men's Team



DETAILED CONTEST RESULTS

团体比赛详细成绩 / RÉSULTATS DÉTAILLÉS DU CONCOURS

NIGERIA (NGR) 0-3 JAPAN (JPN)

Match 1 TORIOLA Segun (NGR) 1-3 MIZUTANI Jun (JPN)

Match Summary		Match	Game 1	Game 2	Game 3	Game 4	Game 5
TORIOLA Segun	NGR	1	9	11	9	8	
MIZUTANI Jun	JPN	3	11	3	11	11	
Duration of Match 1		26min	4min	3min	4min	5min	

Contest No.: MT4 Table: 7 Umpires: CHEUNG Ka Wing (HKG) SANGSRIROJANA Prut (THA)

Game Statistics	TORIOLA Segun (NGR)						MIZUTANI Jun (JPN)						
	Game					Match	Game					Match	
	1	2	3	4	5		1	2	3	4	5		
Points won	9	12	9	8		38	11	4	11	11		37	
Service %	11%	11%	8%	0%	25%	4%	10%	9%	25%	18%	27%	7%	18%
Third Ball %	0%	16%	33%	0%		5%	13%	27%	25%	27%	9%	8%	21%
Attacking %	77%	66%	22%	62%		22%	57%	0%	25%	18%	9%	4%	10%
Defending %	11%	8%	44%	12%		7%	18%	27%	25%	36%	36%	12%	32%
Counterattacking %	0%	0%	0%	0%		0%	0%	36%	0%	0%	18%	6%	16%
Other %	0%	0%	0%	0%		0%	0%	0%	0%	0%	0%	0%	0%
Biggest lead	3	8	3	1			3	1	2	4			
Handedness/Grip	Right/						Left/						

Game Progress

1	TORIOLA Segun (NGR)	0	*1	3	*4	5	*5	5	*6	7	*8	9
	MIZUTANI Jun (JPN)	*0	1	*1	2	*3	5	*7	8	*9	10	11
2	TORIOLA Segun (NGR)	*0	1	*1	2	*4	5	*6	7	*9	11	
	MIZUTANI Jun (JPN)	0	*1	1	*2	2	*3	3	*3	3	3	
3	TORIOLA Segun (NGR)	0	*1	3	*4	4	*4	6	*7	8	*9	9
	MIZUTANI Jun (JPN)	*0	1	*1	2	*4	6	*6	7	*8	9	11
4	TORIOLA Segun (NGR)	*0	1	*2	3	*3	4	*4	6	*7	8	8
	MIZUTANI Jun (JPN)	0	*1	2	*3	5	*6	8	*8	9	*10	11

Note:

* indicates server. For the definition of the statistics refer to "Competition Format and Rules" report



DETAILED CONTEST RESULTS

团体比赛详细成绩 / RÉSULTATS DÉTAILLÉS DU CONCOURS

NIGERIA (NGR) 0-3 JAPAN (JPN)

Match 2 MEROTOHUN Monday (NGR) 1-3 KAN Yo (JPN)

Match Summary		Match	Game 1	Game 2	Game 3	Game 4	Game 5
MEROTOHUN Monday	NGR	1	5	4	11	7	
KAN Yo	JPN	3	11	11	9	11	
Duration of Match 2		18min	2min	3min	4min	4min	

Contest No.: MT4 Table: 7 Umpires: CHEUNG Ka Wing (HKG) SANGSRIROJANA Prut (THA)

Game Statistics	MEROTOHUN Monday (NGR)						KAN Yo (JPN)					
	Game					Match	Game					Match
	1	2	3	4	5		1	2	3	4	5	
Points won	5	4	10	8		27	11	11	10	10		42
Service %	0	0	1	0		1	2	3	2	2		9
	0%	0%	10%	0%		3%	18%	27%	20%	20%		21%
Third Ball %	1	0	1	1		3	3	1	1	1		6
	20%	0%	10%	12%		11%	27%	9%	10%	10%		14%
Attacking %	3	1	6	5		15	2	3	3	2		10
	60%	25%	60%	62%		55%	18%	27%	30%	20%		23%
Defending %	1	3	2	1		7	3	3	4	4		14
	20%	75%	20%	12%		25%	27%	27%	40%	40%		33%
Counterattacking %	0	0	0	1		1	1	0	0	1		2
	0%	0%	0%	12%		3%	9%	0%	0%	10%		4%
Other %	0	0	0	0		0	0	1	0	0		1
	0%	0%	0%	0%		0%	0%	9%	0%	0%		2%
Biggest lead	1	1	3	0			6	7	0	6		
Handedness/Grip	Right/						Right/					

Game Progress

1	MEROTOHUN M. (NGR)	0	*1	2	*2	3	*3	4	*4	5		
	KAN Yo (JPN)	*0	1	*2	4	*5	7	*8	10	11		
2	MEROTOHUN M. (NGR)	*0	1	*2	2	*2	3	*3	4	4		
	KAN Yo (JPN)	0	*1	2	*4	6	*7	9	*10	11		
3	MEROTOHUN M. (NGR)	0	*2	3	*3	5	*6	7	*7	9	*10	11
	KAN Yo (JPN)	*0	0	*1	3	*3	4	*5	7	*7	8	9
4	MEROTOHUN M. (NGR)	*0	0	*0	1	*3	3	*3	5	*6	7	
	KAN Yo (JPN)	0	*2	4	*5	5	*7	9	*9	10	11	

Note:

* indicates server. For the definition of the statistics refer to "Competition Format and Rules" report



DETAILED CONTEST RESULTS

团体比赛详细成绩 / RÉSULTATS DÉTAILLÉS DU CONCOURS

NIGERIA (NGR) 0-3 JAPAN (JPN)

Match 3 NOSIRU Kazeem (NGR) 0-3 KISHIKAWA Seiya (JPN)
MEROTOHUN Monday MIZUTANI Jun

Match Summary		Match	Game 1	Game 2	Game 3	Game 4	Game 5
NOSIRU/MEROTOHUN	NGR	0	9	9	7		
KISHIKAWA/MIZUTANI	JPN	3	11	11	11		
Duration of Match 3		14min	4min	3min	3min		

Contest No.: MT4 Table: 7 Umpires: CHEUNG Ka Wing (HKG) SANGSRIROJANA Prut (THA)

Game Statistics	NOSIRU/MEROTOHUN (NGR)					Match	KISHIKAWA/MIZUTANI (JPN)					Match
	Game						Game					
	1	2	3	4	5		1	2	3	4	5	
Points won	9	9	7			25	11	11	11			33
Service %	0 0%	0 0%	0 0%			0 0%	0 0%	1 9%	4 36%			5 15%
Third Ball %	2 22%	3 33%	2 28%			7 28%	4 36%	2 18%	1 9%			7 21%
Attacking %	5 55%	3 33%	4 57%			12 48%	6 54%	5 45%	4 36%			15 45%
Defending %	2 22%	3 33%	1 14%			6 24%	1 9%	3 27%	2 18%			6 18%
Counterattacking %	0 0%	0 0%	0 0%			0 0%	0 0%	0 0%	0 0%			0 0%
Other %	0 0%	0 0%	0 0%			0 0%	0 0%	0 0%	0 0%			0 0%
Biggest lead	2	0	3				2	3	4			
Handedness/Grip	Right/ - Right/						Right/ - Left/					

Game Progress

1	NOSIRU/MERO. (NGR)	_ *0	2	* _2	4	_ *4	5	* _6	7	_ *7	8	9	
	KISHIKAWA/MI. (JPN)	0	* _0	2	_ *2	4	* _5	6	_ *7	9	* _10	11	
2	NOSIRU/MERO. (NGR)	0	* _0	1	_ *2	* _3	4	_ *5	6	* _7	8	_ *9	9
	KISHIKAWA/MI. (JPN)	* _0	2	_ *3	4	4	_ *4	5	* _6	7	_ *8	9	11
3	NOSIRU/MERO. (NGR)	* _0	1	_ *1	3	* _4	6	_ *7	7	* _7		7	
	KISHIKAWA/MI. (JPN)	0	_ *1	3	* _3	4	_ *4	5	* _7	9		11	

Note:

"*" denotes first player of pair is server, "-" denotes second player of pair is server. For the definition of the statistics refer to "Competition Format and Rules" report



DETAILED CONTEST RESULTS

團體比賽詳細成績 / RÉSULTATS DÉTAILLÉS DU CONCOURS

HONG KONG, CHINA (HKG) 3-0 NIGERIA (NGR)

Contest No.: MT11 Table: 3 Umpires: ABASCIA Andrea (ITA) HUBERTY Sonja (LUX)

Match 1			Match	Game 1	Game 2	Game 3	Game 4	Game 5
A	LI Ching	HKG	3	9	11	11	11	11
X	TORIOLA Segun	NGR	2	11	4	13	8	6
Duration of Match 1			34min	5min	3min	6min	5min	4min
Match 2			Match	Game 1	Game 2	Game 3	Game 4	Game 5
B	CHEUNG Yuk	HKG	3	11	12	11	7	11
Y	MEROTOHUN Monday	NGR	2	1	14	3	11	4
Duration of Match 2			23min	2min	5min	2min	3min	3min
Match 3			Match	Game 1	Game 2	Game 3	Game 4	Game 5
C/A	KO/LI	HKG	3	7	11	11	11	
Z/Y	NOSIRU/MEROTOHUN	NGR	1	11	7	4	9	
Duration of Match 3			19min	3min	3min	3min	4min	
Duration of Contest				1h 17min				

Contest Statistics	HONG KONG, CHINA (HKG)						NIGERIA (NGR)					
	Match					Contest	Match					Contest
	1	2	3	4	5		1	2	3	4	5	
Points won	53	52	40			145	42	33	31			106
Service %	6 11%	5 9%	4 10%			15 10%	1 2%	5 15%	7 22%			13 12%
Third Ball %	3 5%	1 1%	4 10%			8 5%	3 7%	0 0%	1 3%			4 3%
Attacking %	23 43%	26 50%	17 42%			66 45%	27 64%	7 21%	11 35%			45 42%
Defending %	14 26%	6 11%	10 25%			30 20%	6 14%	13 39%	5 16%			24 22%
Counterattacking %	7 13%	12 23%	4 10%			23 15%	2 4%	8 24%	7 22%			17 16%
Other %	0 0%	2 3%	1 2%			3 2%	3 7%	0 0%	0 0%			3 2%

Legend:
MT Men's Team



DETAILED CONTEST RESULTS

团体比赛详细成绩 / RÉSULTATS DÉTAILLÉS DU CONCOURS

HONG KONG, CHINA (HKG) 3-0 NIGERIA (NGR)

Match 1 LI Ching (HKG) 3-2 TORIOLA Segun (NGR)

Match Summary		Match	Game 1	Game 2	Game 3	Game 4	Game 5
LI Ching	HKG	3	9	11	11	11	11
TORIOLA Segun	NGR	2	11	4	13	8	6
Duration of Match 1		34min	5min	3min	6min	5min	4min

Contest No.: MT11 Table: 3 Umpires: ABASCIA Andrea (ITA) HUBERTY Sonja (LUX)

Game Statistics	LI Ching (HKG)						TORIOLA Segun (NGR)					
	Game					Match	Game					Match
	1	2	3	4	5		1	2	3	4	5	
Points won	9	11	11	11	11	53	11	4	13	8	6	42
Service %	0	1	2	2	1	6	0	0	1	0	0	1
	0%	9%	18%	18%	9%	11%	0%	0%	7%	0%	0%	2%
Third Ball %	3	0	0	0	0	3	2	1	0	0	0	3
	33%	0%	0%	0%	0%	5%	18%	25%	0%	0%	0%	7%
Attacking %	3	5	6	5	4	23	6	2	9	7	3	27
	33%	45%	54%	45%	36%	43%	54%	50%	69%	87%	50%	64%
Defending %	3	3	2	2	4	14	1	1	2	1	1	6
	33%	27%	18%	18%	36%	26%	9%	25%	15%	12%	16%	14%
Counterattacking %	0	2	1	2	2	7	1	0	1	0	0	2
	0%	18%	9%	18%	18%	13%	9%	0%	7%	0%	0%	4%
Other %	0	0	0	0	0	0	1	0	0	0	2	3
	0%	0%	0%	0%	0%	0%	9%	0%	0%	0%	33%	7%
Biggest lead	2	7	0	3	5		3	0	4	0	0	
Handedness/Grip	Right/						Right/					

Game Progress

1	LI Ching (HKG)	*0	2	*2	2	*3	5	*6	7	*7	8	9				
	TORIOLA Segun (NGR)	0	*0	2	*4	5	*5	6	*7	9	*10	11				
2	LI Ching (HKG)	0	*2	3	*4	6	*8	9	*10	11						
	TORIOLA Segun (NGR)	*0	0	*1	2	*2	2	*3	4	4						
3	LI Ching (HKG)	*0	1	*1	1	*3	4	*5	6	*7	9	*10	10	*11	11	11
	TORIOLA Segun (NGR)	0	*1	3	*5	5	*6	7	*8	9	*9	10	*11	11	*12	13
4	LI Ching (HKG)	0	*1	3	*3	5	*6	7	*8	9	*10	11				
	TORIOLA Segun (NGR)	*0	1	*1	3	*3	4	*5	6	*7	8	8				
5	LI Ching (HKG)	*0	1	*3	5	*6	6	*8	9	*10	11					
	TORIOLA Segun (NGR)	0	*1	1	*1	2	*4	4	*5	6	6					

Note:

* indicates server. For the definition of the statistics refer to "Competition Format and Rules" report



DETAILED CONTEST RESULTS

团体比赛详细成绩 / RÉSULTATS DÉTAILLÉS DU CONCOURS

HONG KONG, CHINA (HKG) 3-0 NIGERIA (NGR)

Match 2 CHEUNG Yuk (HKG) 3-2 MEROTOHUN Monday (NGR)

Match Summary		Match	Game 1	Game 2	Game 3	Game 4	Game 5
CHEUNG Yuk	HKG	3	11	12	11	7	11
MEROTOHUN Monday	NGR	2	1	14	3	11	4
Duration of Match 2		23min	2min	5min	2min	3min	3min

Contest No.: MT11

Table: 3

Umpires: ABASCIA Andrea (ITA)

HUBERTY Sonja (LUX)

Game Statistics	CHEUNG Yuk (HKG)						MEROTOHUN Monday (NGR)					
	Game					Match	Game					Match
	1	2	3	4	5		1	2	3	4	5	
Points won	11	12	11	7	11	52	1	14	3	11	4	33
Service %	1 9%	2 16%	0 0%	1 14%	1 9%	5 9%	0 0%	2 14%	0 0%	3 27%	0 0%	5 15%
Third Ball %	1 9%	0 0%	0 0%	0 0%	0 0%	1 1%	0 0%	0 0%	0 0%	0 0%	0 0%	0 0%
Attacking %	6 54%	5 41%	6 54%	4 57%	5 45%	26 50%	0 0%	2 14%	1 33%	2 18%	2 50%	7 21%
Defending %	1 9%	0 0%	2 18%	1 14%	2 18%	6 11%	1 100%	5 35%	2 66%	3 27%	2 50%	13 39%
Counterattacking %	2 18%	4 33%	3 27%	0 0%	3 27%	12 23%	0 0%	5 35%	0 0%	3 27%	0 0%	8 24%
Other %	0 0%	1 8%	0 0%	1 14%	0 0%	2 3%	0 0%	0 0%	0 0%	0 0%	0 0%	0 0%
Biggest lead	10	1	8	2	9		0	2	1	4	0	
Handedness/Grip	Left/						Right/					

Game Progress

1	CHEUNG Yuk (HKG)	*0	1	*3	5	*7	9	11										
	MEROTOHUN M. (NGR)	0	*1	1	*1	1	*1	1										
2	CHEUNG Yuk (HKG)	0	*1	1	*2	4	*5	6	*6	7	*9	10	*10	11	*12	12	*12	12
	MEROTOHUN M. (NGR)	*0	1	*3	4	*4	5	*6	8	*9	9	*10	11	*11	11	*12	13	14
3	CHEUNG Yuk (HKG)	*0	1	*3	4	*6	7	*9	11									
	MEROTOHUN M. (NGR)	0	*1	1	*2	2	*3	3	3									
4	CHEUNG Yuk (HKG)	0	*1	3	*4	4	*5	6	*6	7								
	MEROTOHUN M. (NGR)	*0	1	*1	2	*4	5	*6	8	*9	11							
5	CHEUNG Yuk (HKG)	*0	2	*3	5	*7	9	*10	10	11								
	MEROTOHUN M. (NGR)	0	*0	1	*1	1	*1	2	*4	4								

Note:

* indicates server. For the definition of the statistics refer to "Competition Format and Rules" report



DETAILED CONTEST RESULTS

團體比賽詳細成績 / RÉSULTATS DÉTAILLÉS DU CONCOURS

HONG KONG, CHINA (HKG) 3-0 NIGERIA (NGR)

Match 3 KO Lai Chak (HKG) 3-1 NOSIRU Kazeem (NGR)
LI Ching MEROTOHUN Monday

Match Summary		Match	Game 1	Game 2	Game 3	Game 4	Game 5
KO/LI	HKG	3	7	11	11	11	
NOSIRU/MEROTOHUN	NGR	1	11	7	4	9	
Duration of Match 3		19min	3min	3min	3min	4min	

Contest No.: MT11 Table: 3 Umpires: ABASCIA Andrea (ITA) HUBERTY Sonja (LUX)

Game Statistics	KO/LI (HKG)					Match	NOSIRU/MEROTOHUN (NGR)					Match
	Game						Game					
	1	2	3	4	5		1	2	3	4	5	
Points won	7	11	11	11		40	11	7	4	9		31
Service %	0 0%	1 9%	1 9%	2 18%		4 10%	3 27%	2 28%	1 25%	1 11%		7 22%
Third Ball %	0 0%	3 27%	1 9%	0 0%		4 10%	0 0%	0 0%	1 25%	0 0%		1 3%
Attacking %	2 28%	2 18%	7 63%	6 54%		17 42%	4 36%	3 42%	0 0%	4 44%		11 35%
Defending %	2 28%	3 27%	2 18%	3 27%		10 25%	2 18%	1 14%	1 25%	1 11%		5 16%
Counterattacking %	3 42%	1 9%	0 0%	0 0%		4 10%	2 18%	1 14%	1 25%	3 33%		7 22%
Other %	0 0%	1 9%	0 0%	0 0%		1 2%	0 0%	0 0%	0 0%	0 0%		0 0%
Biggest lead	1	9	7	4			4	0	0	2		
Handedness/Grip	Left/ - Right/						Right/ - Right/					

Game Progress

1	KO/LI (HKG)	0	*_1	1	_2	4	*_4	5	_6	7	7	
	NOSIRU/MERO. (NGR)	*_0	1	_3	4	*_4	6	_7	8	*_9	11	
2	KO/LI (HKG)	*_0	3	_4	6	*_7	9	*_10	10	*_10	11	
	NOSIRU/MERO. (NGR)	0	*_0	0	_0	1	*_1	2	_4	6	7	
3	KO/LI (HKG)	0	*_2	4	_5	6	*_7	8	*_10	11		
	NOSIRU/MERO. (NGR)	*_0	0	_0	1	*_2	3	_4	4	4		
4	KO/LI (HKG)	*_0	1	_3	3	*_3	5	_6	8	*_10	10	11
	NOSIRU/MERO. (NGR)	0	*_1	1	_3	5	*_5	6	_6	6	*_8	9

Note:

"*_-" denotes first player of pair is server, "-*" denotes second player of pair is server. For the definition of the statistics refer to "Competition Format and Rules" report



DETAILED CONTEST RESULTS

团体比赛详细成绩 / RÉSULTATS DÉTAILLÉS DU CONCOURS

JAPAN (JPN) 3-0 RUSSIA (RUS)

Contest No.: MT12

Table: 7

Umpires: McSHANE Mick (AUS)

ROBERTS Averil (NZL)

Match 1			Match	Game 1	Game 2	Game 3	Game 4	Game 5
A	MIZUTANI Jun	JPN	3	12	11	4	11	
X	MAZUNOV Dmitrij	RUS	1	10	8	11	9	
Duration of Match 1			30min	7min	5min	4min	6min	

Match 2			Match	Game 1	Game 2	Game 3	Game 4	Game 5
B	KAN Yo	JPN	3	11	10	11	14	
Y	KUZMIN Fedor	RUS	1	2	12	5	12	
Duration of Match 2			30min	2min	6min	4min	8min	

Match 3			Match	Game 1	Game 2	Game 3	Game 4	Game 5
C/A	KISHIKAWA/MIZUTANI	JPN	3	11	11	11		
Z/X	SMIRNOV/MAZUNOV	RUS	0	4	6	5		
Duration of Match 3			15min	3min	4min	3min		

Duration of Contest	1h 16min
---------------------	-----------------

Contest Statistics	JAPAN (JPN)						RUSSIA (RUS)					
	Match					Contest	Match					Contest
	1	2	3	4	5		1	2	3	4	5	
Points won	38	46	33			117	38	31	15			84
Service %	7 18%	5 10%	2 6%			14 11%	1 2%	2 6%	2 13%			5 5%
Third Ball %	11 28%	10 21%	2 6%			23 19%	2 5%	3 9%	1 6%			6 7%
Attacking %	15 39%	18 39%	17 51%			50 42%	30 78%	20 64%	8 53%			58 69%
Defending %	4 10%	11 23%	10 30%			25 21%	5 13%	4 12%	3 20%			12 14%
Counterattacking %	1 2%	2 4%	2 6%			5 4%	0 0%	2 6%	0 0%			2 2%
Other %	0 0%	0 0%	0 0%			0 0%	0 0%	0 0%	1 6%			1 1%

Legend:
 MT Men's Team



DETAILED CONTEST RESULTS

团体比赛详细成绩 / RÉSULTATS DÉTAILLÉS DU CONCOURS

JAPAN (JPN) 3-0 RUSSIA (RUS)

Match 1 MIZUTANI Jun (JPN) 3-1 MAZUNOV Dmitrij (RUS)

Match Summary		Match	Game 1	Game 2	Game 3	Game 4	Game 5
MIZUTANI Jun	JPN	3	12	11	4	11	
MAZUNOV Dmitrij	RUS	1	10	8	11	9	
Duration of Match 1		30min	7min	5min	4min	6min	

Contest No.: MT12

Table: 7

Umpires: McSHANE Mick (AUS)

ROBERTS Averil (NZL)

Game Statistics	MIZUTANI Jun (JPN)						MAZUNOV Dmitrij (RUS)					
	Game					Match	Game					Match
	1	2	3	4	5		1	2	3	4	5	
Points won	12	11	4	11		38	10	8	11	9		38
Service %	1 8%	5 45%	0 0%	1 9%		7 18%	0 0%	0 0%	1 9%	0 0%		1 2%
Third Ball %	3 25%	2 18%	0 0%	6 54%		11 28%	0 0%	0 0%	0 0%	2 22%		2 5%
Attacking %	5 41%	3 27%	4 100%	3 27%		15 39%	9 90%	6 75%	10 90%	5 55%		30 78%
Defending %	2 16%	1 9%	0 0%	1 9%		4 10%	1 10%	2 25%	0 0%	2 22%		5 13%
Counterattacking %	1 8%	0 0%	0 0%	0 0%		1 2%	0 0%	0 0%	0 0%	0 0%		0 0%
Other %	0 0%	0 0%	0 0%	0 0%		0 0%	0 0%	0 0%	0 0%	0 0%		0 0%
Biggest lead	2	3	0	2			5	0	7	2		
Handedness/Grip	Left/						Right/					

Game Progress

1	MIZUTANI Jun (JPN)	*0	1	*2	2	*2	3	*4	6	*8	10	*10	11	12
	MAZUNOV Dmitrij (RUS)	0	*1	2	*4	6	*7	8	*8	8	*8	10	*10	10
2	MIZUTANI Jun (JPN)	0	*1	3	*3	5	*5	7	*8	9	*10	11		
	MAZUNOV Dmitrij (RUS)	*0	1	*1	3	*3	5	*5	6	*7	8	8		
3	MIZUTANI Jun (JPN)	*0	0	*0	1	*2	2	*3	4	4				
	MAZUNOV Dmitrij (RUS)	0	*2	4	*5	6	*8	9	*10	11				
4	MIZUTANI Jun (JPN)	0	*0	1	*2	4	*5	6	*6	8	*9	11		
	MAZUNOV Dmitrij (RUS)	*0	2	*3	4	*4	5	*6	8	*8	9	9		

Note:

* indicates server. For the definition of the statistics refer to "Competition Format and Rules" report



DETAILED CONTEST RESULTS

团体比赛详细成绩 / RÉSULTATS DÉTAILLÉS DU CONCOURS

JAPAN (JPN) 3-0 RUSSIA (RUS)

Match 2 KAN Yo (JPN) 3-1 KUZMIN Fedor (RUS)

Match Summary		Match	Game 1	Game 2	Game 3	Game 4	Game 5
KAN Yo	JPN	3	11	10	11	14	
KUZMIN Fedor	RUS	1	2	12	5	12	
Duration of Match 2		30min	2min	6min	4min	8min	

Contest No.: MT12

Table: 7

Umpires: McSHANE Mick (AUS)

ROBERTS Averil (NZL)

Game Statistics	KAN Yo (JPN)						KUZMIN Fedor (RUS)					
	Game					Match	Game					Match
	1	2	3	4	5		1	2	3	4	5	
Points won	11	10	11	14		46	2	12	5	12		31
Service %	1 9%	1 10%	2 18%	1 7%		5 10%	0 0%	1 8%	0 0%	1 8%		2 6%
Third Ball %	1 9%	3 30%	1 9%	5 35%		10 21%	0 0%	3 25%	0 0%	0 0%		3 9%
Attacking %	3 27%	4 40%	4 36%	7 50%		18 39%	0 0%	6 50%	5 100%	9 75%		20 64%
Defending %	6 54%	1 10%	3 27%	1 7%		11 23%	1 50%	1 8%	0 0%	2 16%		4 12%
Counterattacking %	0 0%	1 10%	1 9%	0 0%		2 4%	1 50%	1 8%	0 0%	0 0%		2 6%
Other %	0 0%	0 0%	0 0%	0 0%		0 0%	0 0%	0 0%	0 0%	0 0%		0 0%
Biggest lead	9	3	6	2			1	2	0	5		
Handedness/Grip	Right/						Right/					

Game Progress

1	KAN Yo (JPN)	*0	1	*2	4	*6	8	*10	11									
	KUZMIN Fedor (RUS)	0	*1	2	*2	2	*2	2	2									
2	KAN Yo (JPN)	0	*0	1	*2	4	*5	7	*8	9	*10	10	*10	10			10	
	KUZMIN Fedor (RUS)	*0	2	*3	4	*4	5	*5	6	*7	8	*10	11	12			12	
3	KAN Yo (JPN)	*0	2	*3	4	*6	7	*9	9	11							11	
	KUZMIN Fedor (RUS)	0	*0	1	*2	2	*3	3	*5	5							5	
4	KAN Yo (JPN)	0	*1	1	*2	3	*3	5	*5	6	*8	10	*10	11	*11	12	*13	14
	KUZMIN Fedor (RUS)	*0	1	*3	4	*5	7	*7	9	*10	10	*10	11	*11	12	*12	12	12

Note:

1-14 denotes server. For the definition of the statistics refer to "Competition Format and Rules" report



DETAILED CONTEST RESULTS

团体比赛详细成绩 / RÉSULTATS DÉTAILLÉS DU CONCOURS

JAPAN (JPN) 3-0 RUSSIA (RUS)

Match 3 KISHIKAWA Seiya (JPN) 3-0 SMIRNOV Alexei (RUS)
 MIZUTANI Jun MAZUNOV Dmitrij

Match Summary		Match	Game 1	Game 2	Game 3	Game 4	Game 5
KISHIKAWA/MIZUTANI	JPN	3	11	11	11		
SMIRNOV/MAZUNOV	RUS	0	4	6	5		
Duration of Match 3		15min	3min	4min	3min		

Contest No.: MT12 Table: 7 Umpires: McSHANE Mick (AUS) ROBERTS Averil (NZL)

Game Statistics	KISHIKAWA/MIZUTANI (JPN)						SMIRNOV/MAZUNOV (RUS)					
	Game					Match	Game					Match
	1	2	3	4	5		1	2	3	4	5	
Points won	11	11	11			33	4	6	5			15
Service %	1 9%	1 9%	0 0%			2 6%	1 25%	1 16%	0 0%			2 13%
Third Ball %	1 9%	1 9%	0 0%			2 6%	0 0%	1 16%	0 0%			1 6%
Attacking %	6 54%	6 54%	5 45%			17 51%	2 50%	3 50%	3 60%			8 53%
Defending %	3 27%	2 18%	5 45%			10 30%	1 25%	1 16%	1 20%			3 20%
Counterattacking %	0 0%	1 9%	1 9%			2 6%	0 0%	0 0%	0 0%			0 0%
Other %	0 0%	0 0%	0 0%			0 0%	0 0%	0 0%	1 20%			1 6%
Biggest lead	7	5	6				1	0	0			
Handedness/Grip	Right/ - Left/						Right/ - Right/					

Game Progress

1	KISHIKAWA/MI. (JPN)	0	_1	3	*_4	5	_7	9*	_10	11	
	SMIRNOV/MAZ. (RUS)	*_0	1	_1	2	*_3	3	_3	4	4	
2	KISHIKAWA/MI. (JPN)	_0	2	*_2	3	_4	5	*_7	8	_10	11
	SMIRNOV/MAZ. (RUS)	0	*_0	2	_3	4	*_5	5	_6	6	6
3	KISHIKAWA/MI. (JPN)	0	_2	4	*_5	5	_7	8*	_10	11	
	SMIRNOV/MAZ. (RUS)	*_0	0	_0	1	*_3	3	_4	4	5	

Note:

"*" denotes first player of pair is server, "-" denotes second player of pair is server. For the definition of the statistics refer to "Competition Format and Rules" report



DETAILED CONTEST RESULTS

团体比赛详细成绩 / RÉSULTATS DÉTAILLÉS DU CONCOURS

HONG KONG, CHINA (HKG) **0-3** JAPAN (JPN)

Contest No.: MT19 Table: 3 Umpires: BOUDJEHEM Abdellah (ALG) ISAACS Moegemad (RSA)

Match 1			Match	Game 1	Game 2	Game 3	Game 4	Game 5
A	KO Lai Chak	HKG	1	5	8	13	9	
X	KAN Yo	JPN	3	11	11	11	11	
Duration of Match 1			30min	3min	5min	7min	5min	
Match 2			Match	Game 1	Game 2	Game 3	Game 4	Game 5
B	CHEUNG Yuk	HKG	1	5	6	11	6	
Y	MIZUTANI Jun	JPN	3	11	11	6	11	
Duration of Match 2			22min	3min	4min	4min	4min	
Match 3			Match	Game 1	Game 2	Game 3	Game 4	Game 5
C/A	LI/KO	HKG	2	11	4	14	12	13
Z/Y	KISHIKAWA/MIZUTANI	JPN	3	5	11	12	14	15
Duration of Match 3			43min	3min	3min	7min	8min	10min
Duration of Contest				1h 35min				

Contest Statistics	HONG KONG, CHINA (HKG)						JAPAN (JPN)					
	Match					Contest	Match					Contest
	1	2	3	4	5		1	2	3	4	5	
Points won	35	28	54			117	44	39	57			140
Service %	2 5%	4 14%	3 5%			9 7%	3 6%	3 7%	4 7%			10 7%
Third Ball %	9 25%	2 7%	9 16%			20 17%	11 25%	6 15%	3 5%			20 14%
Attacking %	13 37%	14 50%	27 50%			54 46%	12 27%	15 38%	33 57%			60 42%
Defending %	6 17%	8 28%	11 20%			25 21%	14 31%	13 33%	14 24%			41 29%
Counterattacking %	3 8%	0 0%	3 5%			6 5%	2 4%	2 5%	2 3%			6 4%
Other %	2 5%	0 0%	1 1%			3 2%	2 4%	0 0%	1 1%			3 2%

Legend:
 MT Men's Team



DETAILED CONTEST RESULTS

团体比赛详细成绩 / RÉSULTATS DÉTAILLÉS DU CONCOURS

HONG KONG, CHINA (HKG) **0-3** JAPAN (JPN)

Match 1 KO Lai Chak (HKG) **1-3** KAN Yo (JPN)

Match Summary		Match	Game 1	Game 2	Game 3	Game 4	Game 5
KO Lai Chak	HKG	1	5	8	13	9	
KAN Yo	JPN	3	11	11	11	11	
Duration of Match 1		30min	3min	5min	7min	5min	

Contest No.: MT19 Table: 3 Umpires: BOUDJEHEM Abdellah (ALG) ISAACS Moegemad (RSA)

Game Statistics	KO Lai Chak (HKG)						KAN Yo (JPN)					
	Game					Match	Game					Match
	1	2	3	4	5		1	2	3	4	5	
Points won	5	8	13	9		35	11	11	11	11		44
Service %	1 20%	0 0%	0 0%	1 11%		2 5%	1 9%	1 9%	0 0%	1 9%		3 6%
Third Ball %	1 20%	1 12%	4 30%	3 33%		9 25%	4 36%	2 18%	2 18%	3 27%		11 25%
Attacking %	1 20%	5 62%	5 38%	2 22%		13 37%	2 18%	3 27%	5 45%	2 18%		12 27%
Defending %	1 20%	1 12%	1 7%	3 33%		6 17%	3 27%	3 27%	3 27%	5 45%		14 31%
Counterattacking %	1 20%	0 0%	2 15%	0 0%		3 8%	0 0%	1 9%	1 9%	0 0%		2 4%
Other %	0 0%	1 12%	1 7%	0 0%		2 5%	1 9%	1 9%	0 0%	0 0%		2 4%
Biggest lead	1	4	2	2			6	4	2	2		
Handedness/Grip	Left/						Right/					

Game Progress

1	KO Lai Chak (HKG)	0	*1	2	*3	4	*4	4	*4	5						
	KAN Yo (JPN)	*0	1	*2	3	*4	6	*8	10	11						
2	KO Lai Chak (HKG)	*0	2	*4	4	*5	5	*5	6	*6	8	8				
	KAN Yo (JPN)	0	*0	0	*2	3	*5	7	*8	10	*10	11				
3	KO Lai Chak (HKG)	0	*1	2	*3	4	*5	6	*7	8	*8	10	*10	11	*12	13
	KAN Yo (JPN)	*0	1	*2	3	*4	5	*6	7	*8	10	*10	11	*11	11	11
4	KO Lai Chak (HKG)	*0	2	*2	3	*4	6	*7	8	*9	9	9				
	KAN Yo (JPN)	0	*0	2	*3	4	*4	5	*6	7	*9	11				

Note:

* indicates server. For the definition of the statistics refer to "Competition Format and Rules" report



DETAILED CONTEST RESULTS

團體比賽詳細成績 / RÉSULTATS DÉTAILLÉS DU CONCOURS

HONG KONG, CHINA (HKG) 0-3 JAPAN (JPN)

Match 2 CHEUNG Yuk (HKG) 1-3 MIZUTANI Jun (JPN)

Match Summary		Match	Game 1	Game 2	Game 3	Game 4	Game 5
CHEUNG Yuk	HKG	1	5	6	11	6	
MIZUTANI Jun	JPN	3	11	11	6	11	
Duration of Match 2		22min	3min	4min	4min	4min	

Contest No.: MT19 Table: 3 Umpires: BOUDJEHEM Abdellah (ALG) ISAACS Moegemad (RSA)

Game Statistics	CHEUNG Yuk (HKG)						MIZUTANI Jun (JPN)					
	Game					Match	Game					Match
	1	2	3	4	5		1	2	3	4	5	
Points won	5	6	11	6		28	11	11	6	11		39
Service %	2	1	1	0		4	1	1	0	1		3
	40%	16%	9%	0%		14%	9%	9%	0%	9%		7%
Third Ball %	1	0	0	1		2	2	2	1	1		6
	20%	0%	0%	16%		7%	18%	18%	16%	9%		15%
Attacking %	1	3	6	4		14	6	3	2	4		15
	20%	50%	54%	66%		50%	54%	27%	33%	36%		38%
Defending %	1	2	4	1		8	1	4	3	5		13
	20%	33%	36%	16%		28%	9%	36%	50%	45%		33%
Counterattacking %	0	0	0	0		0	1	1	0	0		2
	0%	0%	0%	0%		0%	9%	9%	0%	0%		5%
Other %	0	0	0	0		0	0	0	0	0		0
	0%	0%	0%	0%		0%	0%	0%	0%	0%		0%
Biggest lead	0	1	5	0			6	5	0	5		
Handedness/Grip	Left/						Left/					

Game Progress

1	CHEUNG Yuk (HKG)	0	*1	1	*2	3	*3	5	*5	5	
	MIZUTANI Jun (JPN)	*0	1	*3	4	*5	7	*7	9	11	
2	CHEUNG Yuk (HKG)	*0	1	*1	1	*2	3	*4	5	*6	6
	MIZUTANI Jun (JPN)	0	*1	3	*5	6	*7	8	*9	10	11
3	CHEUNG Yuk (HKG)	0	*2	3	*4	6	*7	8	*9	10	11
	MIZUTANI Jun (JPN)	*0	0	*1	2	*2	3	*4	5	*6	6
4	CHEUNG Yuk (HKG)	*0	0	*1	2	*2	3	*4	5	*6	6
	MIZUTANI Jun (JPN)	0	*2	3	*4	6	*7	8	*9	10	11

Note:

*1*1* denotes server. For the definition of the statistics refer to "Competition Format and Rules" report



DETAILED CONTEST RESULTS

團體比賽詳細成績 / RÉSULTATS DÉTAILLÉS DU CONCOURS

HONG KONG, CHINA (HKG) 0-3 JAPAN (JPN)

Match 3 LI Ching (HKG) 2-3 KISHIKAWA Seiya (JPN)
KO Lai Chak MIZUTANI Jun

Match Summary		Match	Game 1	Game 2	Game 3	Game 4	Game 5
LI/KO	HKG	2	11	4	14	12	13
KISHIKAWA/MIZUTANI	JPN	3	5	11	12	14	15
Duration of Match 3		43min	3min	3min	7min	8min	10min

Contest No.: MT19 Table: 3 Umpires: BOUDJEHEM Abdellah (ALG) ISAACS Moegemad (RSA)

Game Statistics	LI/KO (HKG)						KISHIKAWA/MIZUTANI (JPN)					
	Game					Match	Game					Match
	1	2	3	4	5		1	2	3	4	5	
Points won	11	4	14	12	13	54	5	11	12	14	15	57
Service %	2 18%	0 0%	0 0%	1 8%	0 0%	3 5%	1 20%	0 0%	1 8%	2 14%	0 0%	4 7%
Third Ball %	1 9%	0 0%	3 21%	2 16%	3 23%	9 16%	0 0%	2 18%	0 0%	0 0%	1 6%	3 5%
Attacking %	4 36%	3 75%	6 42%	9 75%	5 38%	27 50%	2 40%	4 36%	7 58%	9 64%	11 73%	33 57%
Defending %	3 27%	1 25%	3 21%	0 0%	4 30%	11 20%	2 40%	5 45%	3 25%	2 14%	2 13%	14 24%
Counterattacking %	1 9%	0 0%	1 7%	0 0%	1 7%	3 5%	0 0%	0 0%	1 8%	1 7%	0 0%	2 3%
Other %	0 0%	0 0%	1 7%	0 0%	0 0%	1 1%	0 0%	0 0%	0 0%	0 0%	1 6%	1 1%
Biggest lead	6	0	2	3	5		1	7	3	2	2	
Handedness/Grip	Right/ - Left/						Right/ - Left/					

Game Progress

1	LI/KO (HKG)	*_0	1	_*3	3	*_4	6	_*8	10	11										
	KISHIKAWA/MI. (JPN)	0	*_1	1	*_3	4	_*4	4	*_4	5										
2	LI/KO (HKG)	0	*_0	0	_*1	2	*_2	3	_*4	4										
	KISHIKAWA/MI. (JPN)	*_0	2	*_4	5	_*6	8	*_9	10	11										
3	LI/KO (HKG)	*_0	1	_*2	2	*_3	4	_*5	6	*_8	9	*_10	10	*_11	12	*_12	13	14		
	KISHIKAWA/MI. (JPN)	0	*_1	2	*_4	5	_*6	7	*_8	8	_*9	10	*_11	11	_*11	12	*_12	12		
4	LI/KO (HKG)	0	_*2	3	*_4	5	_*5	7	*_7	_*7	8	*_9	10	_*10	11	*_11	12	_*12	12	
	KISHIKAWA/MI. (JPN)	*_0	0	*_1	2	_*3	5	*_5	7	8	_*8	9	*_10	11	*_11	12	*_12	13	14	
5	LI/KO (HKG)	*_0	1	*_2	4	*_5	7	_*7	9	*_10	10	_*10	10	*_11	11	_*12	13	*_13	13	13
	KISHIKAWA/MI. (JPN)	0	*_1	2	_*2	3	*_3	5	_*5	6	*_8	10	*_11	11	*_12	12	_*12	13	*_14	15

Note:

"*_-" denotes first player of pair is server, "-*_-" denotes second player of pair is server. For the definition of the statistics refer to "Competition Format and Rules" report



DETAILED CONTEST RESULTS

团体比赛详细成绩 / RÉSULTATS DÉTAILLÉS DU CONCOURS

NIGERIA (NGR) 3-2 RUSSIA (RUS)

Contest No.: MT20 Table: 7 Umpires: ABASCIA Andrea (ITA) HUBERTY Sonja (LUX)

Match 1			Match	Game 1	Game 2	Game 3	Game 4	Game 5
A	TORIOLA Segun	NGR	1	11	10	5	9	
X	KUZMIN Fedor	RUS	3	9	12	11	11	
Duration of Match 1			25min	4min	5min	3min	5min	

Match 2			Match	Game 1	Game 2	Game 3	Game 4	Game 5
B	MEROTOHUN Monday	NGR	3	12	9	11	11	
Y	SMIRNOV Alexei	RUS	1	10	11	8	7	
Duration of Match 2			23min	4min	4min	4min	4min	

Match 3			Match	Game 1	Game 2	Game 3	Game 4	Game 5
C/B	NOSIRU/MEROTOHUN	NGR	0	5	5	4		
Z/X	MAZUNOV/KUZMIN	RUS	3	11	11	11		
Duration of Match 3			12min	2min	3min	3min		

Match 4			Match	Game 1	Game 2	Game 3	Game 4	Game 5
A	TORIOLA Segun	NGR	3	10	9	11	11	13
Z	MAZUNOV Dmitrij	RUS	2	12	11	8	7	11
Duration of Match 4			37min	5min	4min	4min	4min	6min

Match 5			Match	Game 1	Game 2	Game 3	Game 4	Game 5
C	NOSIRU Kazeem	NGR	3	5	11	9	11	11
Y	SMIRNOV Alexei	RUS	2	11	7	11	7	9
Duration of Match 5			33min	3min	4min	5min	4min	5min

Duration of Contest	2h 12min
---------------------	-----------------

Contest Statistics	NIGERIA (NGR)						RUSSIA (RUS)					
	Match					Contest	Match					Contest
	1	2	3	4	5		1	2	3	4	5	
Points won	35	43	14	54	47	193	43	36	33	49	45	206
Service %	4 11%	8 18%	1 7%	4 7%	2 4%	19 9%	8 18%	6 16%	7 21%	2 4%	5 11%	28 13%
Third Ball %	1 2%	1 2%	0 0%	1 1%	0 0%	3 1%	2 4%	2 5%	1 3%	0 0%	1 2%	6 2%
Attacking %	17 48%	14 32%	8 57%	34 62%	19 40%	92 47%	16 37%	15 41%	9 27%	23 46%	23 51%	86 41%
Defending %	7 20%	12 27%	0 0%	8 14%	17 36%	44 22%	5 11%	4 11%	6 18%	15 30%	11 24%	41 19%
Counterattacking %	6 17%	5 11%	4 28%	7 12%	9 19%	31 16%	12 27%	9 25%	9 27%	8 16%	5 11%	43 20%
Other %	0 0%	3 6%	1 7%	0 0%	0 0%	4 2%	0 0%	0 0%	1 3%	1 2%	0 0%	2 0%

Legend:
 MT Men's Team



DETAILED CONTEST RESULTS

团体比赛详细成绩 / RÉSULTATS DÉTAILLÉS DU CONCOURS

NIGERIA (NGR) 3-2 RUSSIA (RUS)

Match 1 TORIOLA Segun (NGR) 1-3 KUZMIN Fedor (RUS)

Match Summary		Match	Game 1	Game 2	Game 3	Game 4	Game 5
TORIOLA Segun	NGR	1	11	10	5	9	
KUZMIN Fedor	RUS	3	9	12	11	11	
Duration of Match 1		25min	4min	5min	3min	5min	

Contest No.: MT20 Table: 7 Umpires: ABASCIA Andrea (ITA) HUBERTY Sonja (LUX)

Game Statistics	TORIOLA Segun (NGR)						KUZMIN Fedor (RUS)					
	Game					Match	Game					Match
	1	2	3	4	5		1	2	3	4	5	
Points won	11	10	5	9		35	9	12	11	11		43
Service %	1 9%	2 20%	0 0%	1 11%		4 11%	3 33%	2 16%	2 18%	1 9%		8 18%
Third Ball %	0 0%	0 0%	1 20%	0 0%		1 2%	1 11%	0 0%	1 9%	0 0%		2 4%
Attacking %	6 54%	5 50%	1 20%	5 55%		17 48%	2 22%	4 33%	3 27%	7 63%		16 37%
Defending %	1 9%	2 20%	2 40%	2 22%		7 20%	1 11%	2 16%	1 9%	1 9%		5 11%
Counterattacking %	3 27%	1 10%	1 20%	1 11%		6 17%	2 22%	4 33%	4 36%	2 18%		12 27%
Other %	0 0%	0 0%	0 0%	0 0%		0 0%	0 0%	0 0%	0 0%	0 0%		0 0%
Biggest lead	4	2	1	6			0	3	6	2		
Handedness/Grip	Right/						Right/					

Game Progress

1	TORIOLA Segun (NGR)	*0	2	*3	5	*5	7	*7	8	*8	9	11		
	KUZMIN Fedor (RUS)	0	*0	1	*1	3	*3	5	*6	8	*9	9		
2	TORIOLA Segun (NGR)	0	*1	1	*2	3	*4	6	*7	9	*9	10	*10	10
	KUZMIN Fedor (RUS)	*0	1	*3	4	*5	6	*6	7	*7	9	*10	11	12
3	TORIOLA Segun (NGR)	*0	1	*2	3	*3	4	*4	5					5
	KUZMIN Fedor (RUS)	0	*1	2	*3	5	*6	8	*9					11
4	TORIOLA Segun (NGR)	0	*2	4	*5	7	*7	7	*7	7	*8			9
	KUZMIN Fedor (RUS)	*0	0	*0	1	*1	3	*5	7	*9	10			11

Note:

* denotes server. For the definition of the statistics refer to "Competition Format and Rules" report



DETAILED CONTEST RESULTS

团体比赛详细成绩 / RÉSULTATS DÉTAILLÉS DU CONCOURS

NIGERIA (NGR) 3-2 RUSSIA (RUS)

Match 2 MEROTOHUN Monday (NGR) 3-1 SMIRNOV Alexei (RUS)

Match Summary		Match	Game 1	Game 2	Game 3	Game 4	Game 5
MEROTOHUN Monday	NGR	3	12	9	11	11	
SMIRNOV Alexei	RUS	1	10	11	8	7	
Duration of Match 2		23min	4min	4min	4min	4min	

Contest No.: MT20

Table: 7

Umpires: ABASCIA Andrea (ITA)

HUBERTY Sonja (LUX)

Game Statistics	MEROTOHUN Monday (NGR)						SMIRNOV Alexei (RUS)					
	Game					Match	Game					Match
	1	2	3	4	5		1	2	3	4	5	
Points won	12	9	11	11		43	10	11	8	7		36
Service %	2 16%	2 22%	2 18%	2 18%		8 18%	2 20%	2 18%	1 12%	1 14%		6 16%
Third Ball %	1 8%	0 0%	0 0%	0 0%		1 2%	0 0%	0 0%	1 12%	1 14%		2 5%
Attacking %	2 16%	1 11%	6 54%	5 45%		14 32%	4 40%	4 36%	4 50%	3 42%		15 41%
Defending %	5 41%	4 44%	1 9%	2 18%		12 27%	2 20%	1 9%	1 12%	0 0%		4 11%
Counterattacking %	2 16%	0 0%	1 9%	2 18%		5 11%	2 20%	4 36%	1 12%	2 28%		9 25%
Other %	0 0%	2 22%	1 9%	0 0%		3 6%	0 0%	0 0%	0 0%	0 0%		0 0%
Biggest lead	3	0	3	6			0	3	1	0		
Handedness/Grip	Right/						Right/					

Game Progress

1	MEROTOHUN M. (NGR)	*0	2	*3	4	*5	6	*7	7	*9	10	*10	11	12
	SMIRNOV Alexei (RUS)	0	*0	1	*2	3	*4	5	*7	7	*8	10	*10	10
2	MEROTOHUN M. (NGR)	0	*1	1	*2	4	*5	6	*6	7	*9			9
	SMIRNOV Alexei (RUS)	*0	1	*3	4	*4	5	*6	8	*9	9			11
3	MEROTOHUN M. (NGR)	*0	2	*2	3	*4	5	*6	7	*8	10			11
	SMIRNOV Alexei (RUS)	0	*0	2	*3	4	*5	6	*7	8	*8			8
4	MEROTOHUN M. (NGR)	0	*2	4	*5	7	*8	8	*9	10	11			
	SMIRNOV Alexei (RUS)	*0	0	*0	1	*1	2	*4	5	*6				7

Note:

* indicates server. For the definition of the statistics refer to "Competition Format and Rules" report



DETAILED CONTEST RESULTS

团体比赛详细成绩 / RÉSULTATS DÉTAILLÉS DU CONCOURS

NIGERIA (NGR) 3-2 RUSSIA (RUS)

Match 3 NOSIRU Kazeem (NGR) 0-3 MAZUNOV Dmitrij (RUS)
MEROTOHUN Monday KUZMIN Fedor

Match Summary		Match	Game 1	Game 2	Game 3	Game 4	Game 5
NOSIRU/MEROTOHUN	NGR	0	5	5	4		
MAZUNOV/KUZMIN	RUS	3	11	11	11		
Duration of Match 3		12min	2min	3min	3min		

Contest No.: MT20 Table: 7 Umpires: ABASCIA Andrea (ITA) HUBERTY Sonja (LUX)

Game Statistics	NOSIRU/MEROTOHUN (NGR)					Match	MAZUNOV/KUZMIN (RUS)					Match
	Game						Game					
	1	2	3	4	5		1	2	3	4	5	
Points won	5	5	4			14	11	11	11			33
Service %	0 0%	0 0%	1 25%			1 7%	3 27%	2 18%	2 18%			7 21%
Third Ball %	0 0%	0 0%	0 0%			0 0%	0 0%	1 9%	0 0%			1 3%
Attacking %	2 40%	3 60%	3 75%			8 57%	4 36%	1 9%	4 36%			9 27%
Defending %	0 0%	0 0%	0 0%			0 0%	1 9%	1 9%	4 36%			6 18%
Counterattacking %	2 40%	2 40%	0 0%			4 28%	2 18%	6 54%	1 9%			9 27%
Other %	1 20%	0 0%	0 0%			1 7%	1 9%	0 0%	0 0%			1 3%
Biggest lead	0	0	0				6	6	7			
Handedness/Grip	Right/ - Right/						Right/ - Right/					

Game Progress

1	NOSIRU/MERO. (NGR)	*_0	0	_*0	2	*_2	3	_*4	4	5
	MAZUNOV/KUZ. (RUS)	0	*_2	4	_*4	6	*_7	8	_*10	11
2	NOSIRU/MERO. (NGR)	0	*_0	1	_*2	3	*_3	4	_*5	5
	MAZUNOV/KUZ. (RUS)	*_0	2	_*3	4	*_5	7	_*8	9	11
3	NOSIRU/MERO. (NGR)	*_0	0	_*1	1	*_2	4	_*4	4	4
	MAZUNOV/KUZ. (RUS)	0	*_2	3	_*5	6	*_6	8	_*10	11

Note:

"*-" denotes first player of pair is server, "-*" denotes second player of pair is server. For the definition of the statistics refer to "Competition Format and Rules" report



DETAILED CONTEST RESULTS

团体比赛详细成绩 / RÉSULTATS DÉTAILLÉS DU CONCOURS

NIGERIA (NGR) 3-2 RUSSIA (RUS)

Match 4 TORIOLA Segun (NGR) 3-2 MAZUNOV Dmitrij (RUS)

Match Summary		Match	Game 1	Game 2	Game 3	Game 4	Game 5
TORIOLA Segun	NGR	3	10	9	11	11	13
MAZUNOV Dmitrij	RUS	2	12	11	8	7	11
Duration of Match 4		37min	5min	4min	4min	4min	6min

Contest No.: MT20 Table: 7 Umpires: ABASCIA Andrea (ITA) HUBERTY Sonja (LUX)

Game Statistics	TORIOLA Segun (NGR)						MAZUNOV Dmitrij (RUS)					
	Game					Match	Game					Match
	1	2	3	4	5		1	2	3	4	5	
Points won	10	9	11	11	13	54	12	11	8	7	11	49
Service %	10%	11%	0%	0%	15%	7%	8%	9%	0%	0%	0%	4%
Third Ball %	0%	0%	0%	9%	0%	1%	0%	0%	0%	0%	0%	0%
Attacking %	80%	33%	63%	63%	69%	62%	33%	54%	37%	71%	45%	46%
Defending %	0%	22%	18%	18%	15%	14%	41%	27%	37%	14%	27%	30%
Counterattacking %	10%	33%	18%	9%	0%	12%	16%	9%	25%	14%	18%	16%
Other %	0%	0%	0%	0%	0%	0%	0%	0%	0%	0%	9%	2%
Biggest lead	2	2	3	6	2		2	2	1	0	2	
Handedness/Grip	Right/						Right/					

Game Progress

1	TORIOLA Segun (NGR)	0	*2	2	*4	5	*5	6	*7	8	*10	10	*10	10
	MAZUNOV Dmitrij (RUS)	*0	0	*2	2	*3	5	*6	7	*8	8	*10	11	12
2	TORIOLA Segun (NGR)	*0	1	*2	4	*4	5	*6	7	*7	9	9		
	MAZUNOV Dmitrij (RUS)	0	*1	2	*2	4	*5	6	*7	9	*9	11		
3	TORIOLA Segun (NGR)	0	*1	2	*4	5	*5	7	*7	8	*10	11		
	MAZUNOV Dmitrij (RUS)	*0	1	*2	2	*3	5	*5	7	*8	8	8		
4	TORIOLA Segun (NGR)	*0	1	*2	4	*5	7	*9	9	*10	11			
	MAZUNOV Dmitrij (RUS)	0	*1	2	*2	3	*3	3	*5	6	7			
5	TORIOLA Segun (NGR)	0	*1	2	*3	3	*5	7	*7	9	*10	10	*11	11
	MAZUNOV Dmitrij (RUS)	*0	1	*2	3	*5	5	*5	7	*7	8	*10	10	*11

Note:

* denotes server. For the definition of the statistics refer to "Competition Format and Rules" report



DETAILED CONTEST RESULTS

团体比赛详细成绩 / RÉSULTATS DÉTAILLÉS DU CONCOURS

NIGERIA (NGR) 3-2 RUSSIA (RUS)

Match 5 NOSIRU Kazeem (NGR) 3-2 SMIRNOV Alexei (RUS)

Match Summary		Match	Game 1	Game 2	Game 3	Game 4	Game 5
NOSIRU Kazeem	NGR	3	5	11	9	11	11
SMIRNOV Alexei	RUS	2	11	7	11	7	9
Duration of Match 5		33min	3min	4min	5min	4min	5min

Contest No.: MT20

Table: 7

Umpires: ABASCIA Andrea (ITA)

HUBERTY Sonja (LUX)

Game Statistics	NOSIRU Kazeem (NGR)						SMIRNOV Alexei (RUS)					
	Game					Match	Game					Match
	1	2	3	4	5		1	2	3	4	5	
Points won	5	11	9	11	11	47	11	7	11	7	9	45
Service %	0	0	1	0	1	2	1	2	0	1	1	5
	0%	0%	11%	0%	9%	4%	9%	28%	0%	14%	11%	11%
Third Ball %	0	0	0	0	0	0	1	0	0	0	0	1
	0%	0%	0%	0%	0%	0%	9%	0%	0%	0%	0%	2%
Attacking %	2	3	4	4	6	19	5	5	7	3	3	23
	40%	27%	44%	36%	54%	40%	45%	71%	63%	42%	33%	51%
Defending %	2	7	3	3	2	17	3	0	3	1	4	11
	40%	63%	33%	27%	18%	36%	27%	0%	27%	14%	44%	24%
Counterattacking %	1	1	1	4	2	9	1	0	1	2	1	5
	20%	9%	11%	36%	18%	19%	9%	0%	9%	28%	11%	11%
Other %	0	0	0	0	0	0	0	0	0	0	0	0
	0%	0%	0%	0%	0%	0%	0%	0%	0%	0%	0%	0%
Biggest lead	2	4	2	5	4		6	0	2	0	0	
Handedness/Grip	Right/						Right/					

Game Progress

1	NOSIRU Kazeem (NGR)	0	*1	3	*4	4	*5	5	*5	5		
	SMIRNOV Alexei (RUS)	*0	1	*1	2	*4	5	*7	9	11		
2	NOSIRU Kazeem (NGR)	*0	2	*3	4	*4	6	*8	8	*9	11	
	SMIRNOV Alexei (RUS)	0	*0	1	*2	4	*4	4	*6	7	7	
3	NOSIRU Kazeem (NGR)	0	*1	2	*4	4	*5	5	*7	8	*9	9
	SMIRNOV Alexei (RUS)	*0	1	*2	2	*4	5	*7	7	*8	9	11
4	NOSIRU Kazeem (NGR)	*0	1	*3	5	*6	7	*8	8	*9	11	
	SMIRNOV Alexei (RUS)	0	*1	1	*1	2	*3	4	*6	7	7	
5	NOSIRU Kazeem (NGR)	0	*1	3	*4	5	*6	7	*9	10	*10	11
	SMIRNOV Alexei (RUS)	*0	1	*1	2	*3	4	*5	5	*6	8	9

Note:

*1*1* denotes server. For the definition of the statistics refer to "Competition Format and Rules" report



DETAILED CONTEST RESULTS

团体比赛详细成绩 / RÉSULTATS DÉTAILLÉS DU CONCOURS

CHINESE TAIPEI (TPE) 0-3 HONG KONG, CHINA (HKG)

Contest No.: MT25 Table: 2 Umpires: ABASCIA Andrea (ITA) HUBERTY Sonja (LUX)

Match 1			Match	Game 1	Game 2	Game 3	Game 4	Game 5
A	CHUAN Chih-Yuan	TPE	0	8	4	6		
X	CHEUNG Yuk	HKG	3	11	11	11		
Duration of Match 1			18min	5min	3min	3min		

Match 2			Match	Game 1	Game 2	Game 3	Game 4	Game 5
B	CHIANG Peng-Lung	TPE	2	9	13	12	9	11
Y	LI Ching	HKG	3	11	11	10	11	13
Duration of Match 2			40min	4min	7min	6min	5min	5min

Match 3			Match	Game 1	Game 2	Game 3	Game 4	Game 5
C/B	CHANG/CHIANG	TPE	0	8	10	8		
Z/Y	KO/LI	HKG	3	11	12	11		
Duration of Match 3			20min	4min	5min	5min		

Duration of Contest	1h 19min
---------------------	----------

Contest Statistics	CHINESE TAIPEI (TPE)						HONG KONG, CHINA (HKG)					
	Match					Contest	Match					Contest
	1	2	3	4	5		1	2	3	4	5	
Points won	18	54	26			98	33	56	34			123
Service %	0	4	3			7	5	9	2			16
	0%	7%	11%			7%	15%	16%	5%			13%
Third Ball %	5	8	1			14	9	14	3			26
	27%	14%	3%			14%	27%	25%	8%			21%
Attacking %	9	20	17			46	14	22	22			58
	50%	37%	65%			46%	42%	39%	64%			47%
Defending %	3	18	3			24	2	8	6			16
	16%	33%	11%			24%	6%	14%	17%			13%
Counterattacking %	1	3	2			6	3	2	0			5
	5%	5%	7%			6%	9%	3%	0%			4%
Other %	0	1	0			1	0	1	1			2
	0%	1%	0%			1%	0%	1%	2%			1%

Legend:
 MT Men's Team



DETAILED CONTEST RESULTS

团体比赛详细成绩 / RÉSULTATS DÉTAILLÉS DU CONCOURS

CHINESE TAIPEI (TPE) 0-3 HONG KONG, CHINA (HKG)

Match 1 CHUAN Chih-Yuan (TPE) 0-3 CHEUNG Yuk (HKG)

Match Summary		Match	Game 1	Game 2	Game 3	Game 4	Game 5
CHUAN Chih-Yuan	TPE	0	8	4	6		
CHEUNG Yuk	HKG	3	11	11	11		
Duration of Match 1		18min	5min	3min	3min		

Contest No.: MT25 Table: 2 Umpires: ABASCIA Andrea (ITA) HUBERTY Sonja (LUX)

Game Statistics	CHUAN Chih-Yuan (TPE)						CHEUNG Yuk (HKG)					
	Game					Match	Game					Match
	1	2	3	4	5		1	2	3	4	5	
Points won	8	4	6			18	11	11	11			33
Service %	0 0%	0 0%	0 0%			0 0%	2 18%	1 9%	2 18%			5 15%
Third Ball %	1 12%	1 25%	3 50%			5 27%	1 9%	4 36%	4 36%			9 27%
Attacking %	6 75%	2 50%	1 16%			9 50%	8 72%	3 27%	3 27%			14 42%
Defending %	0 0%	1 25%	2 33%			3 16%	0 0%	1 9%	1 9%			2 6%
Counterattacking %	1 12%	0 0%	0 0%			1 5%	0 0%	2 18%	1 9%			3 9%
Other %	0 0%	0 0%	0 0%			0 0%	0 0%	0 0%	0 0%			0 0%
Biggest lead	1	0	1				3	7	7			
Handedness/Grip	Right/						Left/					

Game Progress

1	CHUAN Chih-Yu. (TPE)	0	*1	1	*3	4	*4	6	*7	7	*8	8
	CHEUNG Yuk (HKG)	*0	1	*3	3	*4	6	*6	7	*9	10	11
2	CHUAN Chih-Yu. (TPE)	*0	1	*1	2	*3	4	*4	4	4		
	CHEUNG Yuk (HKG)	0	*1	3	*4	5	*6	8	*10	11		
3	CHUAN Chih-Yu. (TPE)	0	*1	2	*2	3	*3	3	*4	6	6	
	CHEUNG Yuk (HKG)	*0	1	*2	4	*5	7	*9	10	*10	11	

Note:

* indicates server. For the definition of the statistics refer to "Competition Format and Rules" report



DETAILED CONTEST RESULTS

团体比赛详细成绩 / RÉSULTATS DÉTAILLÉS DU CONCOURS

CHINESE TAIPEI (TPE) 0-3 HONG KONG, CHINA (HKG)

Match 2 CHIANG Peng-Lung (TPE) 2-3 LI Ching (HKG)

Match Summary		Match	Game 1	Game 2	Game 3	Game 4	Game 5
CHIANG Peng-Lung	TPE	2	9	13	12	9	11
LI Ching	HKG	3	11	11	10	11	13
Duration of Match 2		40min	4min	7min	6min	5min	5min

Contest No.: MT25 Table: 2 Umpires: ABASCIA Andrea (ITA) HUBERTY Sonja (LUX)

Game Statistics	CHIANG Peng-Lung (TPE)						LI Ching (HKG)					
	Game					Match	Game					Match
	1	2	3	4	5		1	2	3	4	5	
Points won	9	13	12	9	11	54	11	11	10	11	13	56
Service %	0	2	1	0	1	4	2	2	3	0	2	9
	0%	15%	8%	0%	9%	7%	18%	18%	30%	0%	15%	16%
Third Ball %	3	0	2	1	2	8	3	2	1	5	3	14
	33%	0%	16%	11%	18%	14%	27%	18%	10%	45%	23%	25%
Attacking %	2	4	7	6	1	20	4	6	3	3	6	22
	22%	30%	58%	66%	9%	37%	36%	54%	30%	27%	46%	39%
Defending %	3	5	2	2	6	18	2	1	2	2	1	8
	33%	38%	16%	22%	54%	33%	18%	9%	20%	18%	7%	14%
Counterattacking %	0	2	0	0	1	3	0	0	1	1	0	2
	0%	15%	0%	0%	9%	5%	0%	0%	10%	9%	0%	3%
Other %	1	0	0	0	0	1	0	0	0	0	1	1
	11%	0%	0%	0%	0%	1%	0%	0%	0%	0%	7%	1%
Biggest lead	3	2	3	2	2		3	3	2	2	2	
Handedness/Grip	Right/						Right/					

Game Progress

1	CHIANG Peng-L. (TPE)	0	*2	2	*3	5	*6	6	*6	7	*8	9				
	LI Ching (HKG)	*0	0	*2	3	*3	4	*6	8	*9	10	11				
2	CHIANG Peng-L. (TPE)	*0	1	*2	3	*4	5	*5	6	*8	9	*10	10	*11	12	13
	LI Ching (HKG)	0	*1	2	*3	4	*5	7	*8	8	*9	10	*11	11	*11	11
3	CHIANG Peng-L. (TPE)	0	*1	3	*4	5	*5	6	*7	8	*8	10	*11	12		
	LI Ching (HKG)	*0	1	*1	2	*3	5	*6	7	*8	10	*10	10	10		
4	CHIANG Peng-L. (TPE)	*0	0	*2	4	*5	6	*7	7	*8	9	9				
	LI Ching (HKG)	0	*2	2	*2	3	*4	5	*7	8	*9	11				
5	CHIANG Peng-L. (TPE)	0	*0	2	*4	5	*5	6	*7	8	*8	10	*10	11	*11	11
	LI Ching (HKG)	*0	2	*2	2	*3	5	*6	7	*8	10	*10	11	*11	12	13

Note:

* denotes server. For the definition of the statistics refer to "Competition Format and Rules" report



DETAILED CONTEST RESULTS

团体比赛详细成绩 / RÉSULTATS DÉTAILLÉS DU CONCOURS

CHINESE TAIPEI (TPE) 0-3 HONG KONG, CHINA (HKG)

Match 3 CHANG Yen-Shu (TPE) 0-3 KO Lai Chak (HKG)
 CHIANG Peng-Lung LI Ching

Match Summary		Match	Game 1	Game 2	Game 3	Game 4	Game 5
CHANG/CHIANG	TPE	0	8	10	8		
KO/LI	HKG	3	11	12	11		
Duration of Match 3		20min	4min	5min	5min		

Contest No.: MT25 Table: 2 Umpires: ABASCIA Andrea (ITA) HUBERTY Sonja (LUX)

Game Statistics	CHANG/CHIANG (TPE)					Match	KO/LI (HKG)					Match
	Game						Game					
	1	2	3	4	5		1	2	3	4	5	
Points won	8	10	8			26	11	12	11			34
Service %	0 0%	3 30%	0 0%			3 11%	0 0%	2 16%	0 0%			2 5%
Third Ball %	0 0%	0 0%	1 12%			1 3%	1 9%	2 16%	0 0%			3 8%
Attacking %	6 75%	6 60%	5 62%			17 65%	8 72%	6 50%	8 72%			22 64%
Defending %	1 12%	0 0%	2 25%			3 11%	2 18%	2 16%	2 18%			6 17%
Counterattacking %	1 12%	1 10%	0 0%			2 7%	0 0%	0 0%	0 0%			0 0%
Other %	0 0%	0 0%	0 0%			0 0%	0 0%	0 0%	1 9%			1 2%
Biggest lead	0	3	0				4	2	3			
Handedness/Grip	/ - Right/						Left/ - Right/					

Game Progress

1	CHANG/CHIANG (TPE)	0	*_1	2	_2	3	*_4	4	_6	7	*_8	8					
	KO/LI (HKG)	*_0	1	_2	4	*_5	6	_8	8	*_9	10	11					
2	CHANG/CHIANG (TPE)	*_0	1	*_3	4	*_4	6	*_6	7	*_9	10	*_10	10	10	10	10	10
	KO/LI (HKG)	0	*_1	1	_2	4	*_4	6	_7	7	*_8	10	*_11	12			
3	CHANG/CHIANG (TPE)	0	*_1	2	_2	3	*_5	5	*_6	8	*_8	8					
	KO/LI (HKG)	*_0	1	_2	4	*_5	5	_7	8	*_8	10	11					

Note:

"*" denotes first player of pair is server, "-" denotes second player of pair is server. For the definition of the statistics refer to "Competition Format and Rules" report



DETAILED CONTEST RESULTS

团体比赛详细成绩 / RÉSULTATS DÉTAILLÉS DU CONCOURS

AUSTRIA (AUT) 3-1 CROATIA (CRO)

Contest No.: MT26 Table: 4 Umpires: ZHANG Yingqiu (CHN) LUO Jing (CHN)

Match 1			Match	Game 1	Game 2	Game 3	Game 4	Game 5
A	SCHLAGER Werner	AUT	3	11	11	11		
X	TAN Ruiwu	CRO	0	9	9	8		
Duration of Match 1			25min	6min	6min	7min		

Match 2			Match	Game 1	Game 2	Game 3	Game 4	Game 5
B	CHEN Weixing	AUT	3	12	13	11		
Y	PRIMORAC Zoran	CRO	0	10	11	6		
Duration of Match 2			26min	7min	8min	4min		

Match 3			Match	Game 1	Game 2	Game 3	Game 4	Game 5
C/B	GARDOS/CHEN	AUT	2	11	11	11	11	10
Z/X	GACINA/TAN	CRO	3	8	9	13	13	12
Duration of Match 3			43min	4min	6min	7min	8min	9min

Match 4			Match	Game 1	Game 2	Game 3	Game 4	Game 5
A	SCHLAGER Werner	AUT	3	13	11	9	12	
Z	GACINA Andrej	CRO	1	11	8	11	10	
Duration of Match 4			37min	8min	7min	6min	8min	

Duration of Contest	2h 13min
---------------------	-----------------

Contest Statistics	AUSTRIA (AUT)						CROATIA (CRO)					
	Match					Contest	Match					Contest
	1	2	3	4	5		1	2	3	4	5	
Points won	33	36	54	45		168	26	27	55	40		148
Service %	3 9%	7 19%	4 7%	10 22%		24 14%	4 15%	1 3%	11 20%	5 12%		21 14%
Third Ball %	9 27%	5 13%	4 7%	8 17%		26 15%	5 19%	3 11%	3 5%	12 30%		23 15%
Attacking %	17 51%	5 13%	31 57%	24 53%		77 45%	11 42%	21 77%	36 65%	17 42%		85 57%
Defending %	3 9%	14 38%	12 22%	2 4%		31 18%	3 11%	2 7%	5 9%	4 10%		14 9%
Counterattacking %	0 0%	5 13%	0 0%	1 2%		6 3%	1 3%	0 0%	0 0%	0 0%		1 0%
Other %	1 3%	0 0%	3 5%	0 0%		4 2%	2 7%	0 0%	0 0%	2 5%		4 2%

Legend:
 MT Men's Team



DETAILED CONTEST RESULTS

团体比赛详细成绩 / RÉSULTATS DÉTAILLÉS DU CONCOURS

AUSTRIA (AUT) 3-1 CROATIA (CRO)

Match 1 SCHLAGER Werner (AUT) 3-0 TAN Ruiwu (CRO)

Match Summary		Match	Game 1	Game 2	Game 3	Game 4	Game 5
SCHLAGER Werner	AUT	3	11	11	11		
TAN Ruiwu	CRO	0	9	9	8		
Duration of Match 1		25min	6min	6min	7min		

Contest No.: MT26 Table: 4 Umpires: ZHANG Yingqiu (CHN) LUO Jing (CHN)

Game Statistics	SCHLAGER Werner (AUT)						TAN Ruiwu (CRO)					
	Game					Match	Game					Match
	1	2	3	4	5		1	2	3	4	5	
Points won	11	11	11			33	9	9	8			26
Service %	2 18%	0 0%	1 9%			3 9%	0 0%	1 11%	3 37%			4 15%
Third Ball %	4 36%	2 18%	3 27%			9 27%	2 22%	1 11%	2 25%			5 19%
Attacking %	4 36%	6 54%	7 63%			17 51%	5 55%	4 44%	2 25%			11 42%
Defending %	0 0%	3 27%	0 0%			3 9%	1 11%	2 22%	0 0%			3 11%
Counterattacking %	0 0%	0 0%	0 0%			0 0%	0 0%	1 11%	0 0%			1 3%
Other %	1 9%	0 0%	0 0%			1 3%	1 11%	0 0%	1 12%			2 7%
Biggest lead	2	3	3				3	3	1			
Handedness/Grip	Right/						Left/					

Game Progress

1	SCHLAGER Wer. (AUT)	*0	1	*2	3	*4	4	*5	7	*7	9	11
	TAN Ruiwu (CRO)	0	*1	2	*3	4	*6	7	*7	9	*9	9
2	SCHLAGER Wer. (AUT)	0	*1	3	*4	4	*4	5	*6	7	*9	11
	TAN Ruiwu (CRO)	*0	1	*1	2	*4	6	*7	8	*9	9	9
3	SCHLAGER Wer. (AUT)	*0	2	*2	3	*4	6	*7	8	*8	10	11
	TAN Ruiwu (CRO)	0	*0	2	*3	4	*4	5	*6	8	*8	8

Note:

* indicates server. For the definition of the statistics refer to "Competition Format and Rules" report



DETAILED CONTEST RESULTS

团体比赛详细成绩 / RÉSULTATS DÉTAILLÉS DU CONCOURS

AUSTRIA (AUT) 3-1 CROATIA (CRO)

Match 2 CHEN Weixing (AUT) 3-0 PRIMORAC Zoran (CRO)

Match Summary		Match	Game 1	Game 2	Game 3	Game 4	Game 5
CHEN Weixing	AUT	3	12	13	11		
PRIMORAC Zoran	CRO	0	10	11	6		
Duration of Match 2		26min	7min	8min	4min		

Contest No.: MT26

Table: 4

Umpires: ZHANG Yingqiu (CHN)

LUO Jing (CHN)

Game Statistics	CHEN Weixing (AUT)						PRIMORAC Zoran (CRO)					
	Game					Match	Game					Match
	1	2	3	4	5		1	2	3	4	5	
Points won	12	13	11			36	10	11	6			27
Service %	1 8%	3 23%	3 27%			7 19%	0 0%	1 9%	0 0%			1 3%
Third Ball %	3 25%	2 15%	0 0%			5 13%	0 0%	0 0%	3 50%			3 11%
Attacking %	2 16%	3 23%	0 0%			5 13%	9 90%	9 81%	3 50%			21 77%
Defending %	5 41%	3 23%	6 54%			14 38%	1 10%	1 9%	0 0%			2 7%
Counterattacking %	1 8%	2 15%	2 18%			5 13%	0 0%	0 0%	0 0%			0 0%
Other %	0 0%	0 0%	0 0%			0 0%	0 0%	0 0%	0 0%			0 0%
Biggest lead	2	3	5				2	1	1			
Handedness/Grip	Right/						Right/					

Game Progress

1	CHEN Weixing (AUT)	0	*1	3	*3	3	*5	6	*6	8	*9	10	*11	12		
	PRIMORAC Zoran (CRO)	*0	1	*1	3	*5	5	*6	8	*8	9	*10	10	10		
2	CHEN Weixing (AUT)	*0	2	*3	4	*4	5	*6	7	*9	9	*10	11	*11	12	13
	PRIMORAC Zoran (CRO)	0	*0	1	*2	4	*5	6	*7	7	*9	10	*10	11	*11	11
3	CHEN Weixing (AUT)	0	*2	3	*4	5	*5	6	*8	10	11					
	PRIMORAC Zoran (CRO)	*0	0	*1	2	*3	5	*6	6	*6	6			6		

Note:

* indicates server. For the definition of the statistics refer to "Competition Format and Rules" report



DETAILED CONTEST RESULTS

团体比赛详细成绩 / RÉSULTATS DÉTAILLÉS DU CONCOURS

AUSTRIA (AUT) 3-1 CROATIA (CRO)

Match 3 GARDOS Robert (AUT) **2-3** GACINA Andrej (CRO)
 CHEN Weixing TAN Ruiwu

Match Summary		Match	Game 1	Game 2	Game 3	Game 4	Game 5
GARDOS/CHEN	AUT	2	11	11	11	11	10
GACINA/TAN	CRO	3	8	9	13	13	12
Duration of Match 3		43min	4min	6min	7min	8min	9min

Contest No.: MT26 Table: 4 Umpires: ZHANG Yingqiu (CHN) LUO Jing (CHN)

Game Statistics	GARDOS/CHEN (AUT)						GACINA/TAN (CRO)					
	Game					Match	Game					Match
	1	2	3	4	5		1	2	3	4	5	
Points won	11	11	11	11	10	54	8	9	13	13	12	55
Service %	0 0%	1 9%	1 9%	1 9%	1 10%	4 7%	2 25%	2 22%	4 30%	2 15%	1 8%	11 20%
Third Ball %	1 9%	2 18%	1 9%	0 0%	0 0%	4 7%	2 25%	0 0%	1 7%	0 0%	0 0%	3 5%
Attacking %	7 63%	5 45%	4 36%	6 54%	9 90%	31 57%	4 50%	7 77%	4 30%	10 76%	11 91%	36 65%
Defending %	2 18%	2 18%	5 45%	3 27%	0 0%	12 22%	0 0%	0 0%	4 30%	1 7%	0 0%	5 9%
Counterattacking %	0 0%	0 0%	0 0%	0 0%	0 0%	0 0%	0 0%	0 0%	0 0%	0 0%	0 0%	0 0%
Other %	1 9%	1 9%	0 0%	1 9%	0 0%	3 5%	0 0%	0 0%	0 0%	0 0%	0 0%	0 0%
Biggest lead	6	2	1	3	2		0	4	3	3	2	
Handedness/Grip	Right/ - Right/						Right/ - Left/					

Game Progress

1	GARDOS/CHEN (AUT)	0	*_2	4	_*5	7	*_7	8	_*8	9	*_10	11				
	GACINA/TAN (CRO)	*_0	0	_*0	1	*_1	3	_*4	6	*_7	8	8				
2	GARDOS/CHEN (AUT)	*_0	0	_*0	1	*_3	5	_*7	7	*_8	10	11				
	GACINA/TAN (CRO)	0	*_2	4	_*5	5	*_5	5	_*7	8	*_8	9				
3	GARDOS/CHEN (AUT)	0	_*0	1	*_2	3	_*4	6	*_7	7	_*9	10	*_10	11	*_11	11
	GACINA/TAN (CRO)	_*0	2	*_3	4	_*5	6	*_6	7	_*9	9	*_10	11	*_11	12	13
4	GARDOS/CHEN (AUT)	*_0	0	_*1	2	*_3	4	_*6	7	*_9	10	*_10	11	*_11	11	11
	GACINA/TAN (CRO)	0	*_2	3	_*4	5	*_6	6	_*7	7	*_8	10	*_10	11	*_12	13
5	GARDOS/CHEN (AUT)	0	*_0	2	_*4	4	*_5	6	_*7	9	*_9	10	*_10	10	10	
	GACINA/TAN (CRO)	_*0	2	*_2	2	_*4	5	*_6	7	_*7	9	*_10	11	12	12	

Note:

"*-" denotes first player of pair is server, "-*" denotes second player of pair is server. For the definition of the statistics refer to "Competition Format and Rules" report



DETAILED CONTEST RESULTS

团体比赛详细成绩 / RÉSULTATS DÉTAILLÉS DU CONCOURS

AUSTRIA (AUT) 3-1 CROATIA (CRO)

Match 4 SCHLAGER Werner (AUT) 3-1 GACINA Andrej (CRO)

Match Summary		Match	Game 1	Game 2	Game 3	Game 4	Game 5
SCHLAGER Werner	AUT	3	13	11	9	12	
GACINA Andrej	CRO	1	11	8	11	10	
Duration of Match 4		37min	8min	7min	6min	8min	

Contest No.: MT26

Table: 4

Umpires: ZHANG Yingqiu (CHN)

LUO Jing (CHN)

Game Statistics	SCHLAGER Werner (AUT)						GACINA Andrej (CRO)					
	Game					Match	Game					Match
	1	2	3	4	5		1	2	3	4	5	
Points won	13	11	9	12		45	11	8	11	10		40
Service %	5 38%	0 0%	4 44%	1 8%		10 22%	2 18%	0 0%	2 18%	1 10%		5 12%
Third Ball %	2 15%	1 9%	1 11%	4 33%		8 17%	4 36%	2 25%	2 18%	4 40%		12 30%
Attacking %	5 38%	10 90%	4 44%	5 41%		24 53%	4 36%	4 50%	6 54%	3 30%		17 42%
Defending %	0 0%	0 0%	0 0%	2 16%		2 4%	1 9%	2 25%	0 0%	1 10%		4 10%
Counterattacking %	1 7%	0 0%	0 0%	0 0%		1 2%	0 0%	0 0%	0 0%	0 0%		0 0%
Other %	0 0%	0 0%	0 0%	0 0%		0 0%	0 0%	0 0%	1 9%	1 10%		2 5%
Biggest lead	2	5	0	2			1	0	5	2		
Handedness/Grip	Right/						Right/					

Game Progress

1	SCHLAGER Wer. (AUT)	*0	2	*2	3	*4	6	*6	8	*8	9	*10	11	*11	12	13
	GACINA Andrej (CRO)	0	*0	2	*3	4	*4	6	*6	8	*9	10	*10	11	*11	11
2	SCHLAGER Wer. (AUT)	0	*2	3	*5	6	*7	8	*9	9	*10	11				
	GACINA Andrej (CRO)	*0	0	*1	1	*2	3	*4	5	*7	8	8				
3	SCHLAGER Wer. (AUT)	*0	0	*0	1	*2	4	*5	7	*7	9	9				
	GACINA Andrej (CRO)	0	*2	4	*5	6	*6	7	*7	9	*9	11				
4	SCHLAGER Wer. (AUT)	0	*0	2	*3	4	*5	6	*7	8	*9	10	*11	12		
	GACINA Andrej (CRO)	*0	2	*2	3	*4	5	*6	7	*8	9	*10	10	10		

Note:

* denotes server. For the definition of the statistics refer to "Competition Format and Rules" report



DETAILED CONTEST RESULTS

团体比赛详细成绩 / RÉSULTATS DÉTAILLÉS DU CONCOURS

CHINA (CHN) 3-0 KOREA (KOR)

Contest No.: MT27 Table: 1 Umpires: GOMEZ Marco (VEN) DEMARIO Leonor (BRA)

Match 1			Match	Game 1	Game 2	Game 3	Game 4	Game 5
A	MA Lin	CHN	3	11	7	10	13	11
X	OH Sang Eun	KOR	2	8	11	12	11	5
Duration of Match 1			52min	6min	6min	8min	8min	5min
Match 2			Match	Game 1	Game 2	Game 3	Game 4	Game 5
B	WANG Hao	CHN	3	11	6	11	11	
Y	RYU Seung Min	KOR	1	7	11	9	6	
Duration of Match 2			29min	4min	4min	6min	4min	
Match 3			Match	Game 1	Game 2	Game 3	Game 4	Game 5
C/B	WANG/WANG	CHN	3	11	11	11		
Z/X	YOON/OH	KOR	0	4	6	5		
Duration of Match 3			15min	3min	3min	3min		
Duration of Contest				1h 37min				

Contest Statistics	CHINA (CHN)						KOREA (KOR)					
	Match					Contest	Match					Contest
	1	2	3	4	5		1	2	3	4	5	
Points won	52	39	33			124	47	33	15			95
Service %	4 7%	3 7%	4 12%			11 8%	5 10%	5 15%	2 13%			12 12%
Third Ball %	15 28%	3 7%	10 30%			28 22%	6 12%	3 9%	3 20%			12 12%
Attacking %	20 38%	25 64%	12 36%			57 45%	13 27%	10 30%	4 26%			27 28%
Defending %	4 7%	2 5%	1 3%			7 5%	6 12%	5 15%	2 13%			13 13%
Counterattacking %	8 15%	4 10%	5 15%			17 13%	13 27%	10 30%	2 13%			25 26%
Other %	1 1%	2 5%	1 3%			4 3%	4 8%	0 0%	2 13%			6 6%

Legend:
 MT Men's Team



DETAILED CONTEST RESULTS

团体比赛详细成绩 / RÉSULTATS DÉTAILLÉS DU CONCOURS

CHINA (CHN) 3-0 KOREA (KOR)

Match 1 MA Lin (CHN) 3-2 OH Sang Eun (KOR)

Match Summary		Match	Game 1	Game 2	Game 3	Game 4	Game 5
MA Lin	CHN	3	11	7	10	13	11
OH Sang Eun	KOR	2	8	11	12	11	5
Duration of Match 1		52min	6min	6min	8min	8min	5min

Contest No.: MT27

Table: 1

Umpires: GOMEZ Marco (VEN)

DEMARIO Leonor (BRA)

Game Statistics	MA Lin (CHN)						OH Sang Eun (KOR)					
	Game					Match	Game					Match
	1	2	3	4	5		1	2	3	4	5	
Points won	11	7	10	13	11	52	8	11	12	11	5	47
Service %	0	2	1	1	0	4	1	1	1	2	0	5
	0%	28%	10%	7%	0%	7%	12%	9%	8%	18%	0%	10%
Third Ball %	6	2	3	3	1	15	2	2	2	0	0	6
	54%	28%	30%	23%	9%	28%	25%	18%	16%	0%	0%	12%
Attacking %	1	2	2	7	8	20	3	4	3	2	1	13
	9%	28%	20%	53%	72%	38%	37%	36%	25%	18%	20%	27%
Defending %	2	0	1	0	1	4	0	0	2	3	1	6
	18%	0%	10%	0%	9%	7%	0%	0%	16%	27%	20%	12%
Counterattacking %	1	1	3	2	1	8	1	3	2	4	3	13
	9%	14%	30%	15%	9%	15%	12%	27%	16%	36%	60%	27%
Other %	1	0	0	0	0	1	1	1	2	0	0	4
	9%	0%	0%	0%	0%	1%	12%	9%	16%	0%	0%	8%
Biggest lead	5	0	0	3	6		1	5	3	1	0	
Handedness/Grip	Right/						Right/					

Game Progress

1	MA Lin (CHN)	0	*1	2	*4	6	*7	8	*8	10	*10	11				
	OH Sang Eun (KOR)	*0	1	*2	2	*2	3	*4	6	*6	8	8				
2	MA Lin (CHN)	*0	1	*1	2	*3	4	*5	5	*6	7					
	OH Sang Eun (KOR)	0	*1	3	*4	5	*6	7	*9	10	11					
3	MA Lin (CHN)	0	*0	1	*2	3	*4	5	*6	7	*8	10	*10	10		
	OH Sang Eun (KOR)	*0	2	*3	4	*5	6	*7	8	*9	10	*10	11	12		
4	MA Lin (CHN)	*0	2	*2	3	*5	6	*6	7	*8	10	*10	11	*11	12	13
	OH Sang Eun (KOR)	0	*0	2	*3	3	*4	6	*7	8	*8	10	*10	11	*11	11
5	MA Lin (CHN)	0	*2	3	*4	4	*6	8	*10	11						
	OH Sang Eun (KOR)	*0	0	*1	2	*4	4	*4	4	5						

Note:

* denotes server. For the definition of the statistics refer to "Competition Format and Rules" report



DETAILED CONTEST RESULTS

团体比赛详细成绩 / RÉSULTATS DÉTAILLÉS DU CONCOURS

CHINA (CHN) 3-0 KOREA (KOR)

Match 2 WANG Hao (CHN) 3-1 RYU Seung Min (KOR)

Match Summary		Match	Game 1	Game 2	Game 3	Game 4	Game 5
WANG Hao	CHN	3	11	6	11	11	
RYU Seung Min	KOR	1	7	11	9	6	
Duration of Match 2		29min	4min	4min	6min	4min	

Contest No.: MT27

Table: 1

Umpires: GOMEZ Marco (VEN)

DEMARIO Leonor (BRA)

Game Statistics	WANG Hao (CHN)						RYU Seung Min (KOR)					
	Game					Match	Game					Match
	1	2	3	4	5		1	2	3	4	5	
Points won	11	6	11	11		39	7	11	9	6		33
Service %	1 9%	0 0%	2 18%	0 0%		3 7%	0 0%	2 18%	0 0%	3 50%		5 15%
Third Ball %	0 0%	1 16%	2 18%	0 0%		3 7%	0 0%	1 9%	2 22%	0 0%		3 9%
Attacking %	7 63%	5 83%	6 54%	7 63%		25 64%	3 42%	4 36%	2 22%	1 16%		10 30%
Defending %	0 0%	0 0%	0 0%	2 18%		2 5%	1 14%	2 18%	1 11%	1 16%		5 15%
Counterattacking %	2 18%	0 0%	0 0%	2 18%		4 10%	3 42%	2 18%	4 44%	1 16%		10 30%
Other %	1 9%	0 0%	1 9%	0 0%		2 5%	0 0%	0 0%	0 0%	0 0%		0 0%
Biggest lead	5	1	3	5			0	5	1	1		
Handedness/Grip	Right/						Right/					

Game Progress

1	WANG Hao (CHN)	*0	2	*3	4	*6	7	*8	9	*10	11	
	RYU Seung Min (KOR)	0	*0	1	*2	2	*3	4	*5	6	7	
2	WANG Hao (CHN)	0	*1	2	*2	4	*5	5	*5	6	6	
	RYU Seung Min (KOR)	*0	1	*2	4	*4	5	*7	9	*10	11	
3	WANG Hao (CHN)	*0	2	*3	4	*4	6	*6	8	*8	9	11
	RYU Seung Min (KOR)	0	*0	1	*2	4	*4	6	*6	8	*9	9
4	WANG Hao (CHN)	0	*1	3	*4	6	*7	7	*8	10	11	
	RYU Seung Min (KOR)	*0	1	*1	2	*2	3	*5	6	*6	6	

Note:

* indicates server. For the definition of the statistics refer to "Competition Format and Rules" report



DETAILED CONTEST RESULTS

团体比赛详细成绩 / RÉSULTATS DÉTAILLÉS DU CONCOURS

CHINA (CHN) 3-0 KOREA (KOR)

Match 3 WANG Liqin (CHN) 3-0 YOON Jae Young (KOR)
 WANG Hao OH Sang Eun

Match Summary		Match	Game 1	Game 2	Game 3	Game 4	Game 5
WANG/WANG	CHN	3	11	11	11		
YOON/OH	KOR	0	4	6	5		
Duration of Match 3		15min	3min	3min	3min		

Contest No.: MT27 Table: 1 Umpires: GOMEZ Marco (VEN) DEMARIO Leonor (BRA)

Game Statistics	WANG/WANG (CHN)					Match	YOON/OH (KOR)					Match
	Game						Game					
	1	2	3	4	5		1	2	3	4	5	
Points won	11	11	11			33	4	6	5			15
Service %	2 18%	0 0%	2 18%			4 12%	1 25%	1 16%	0 0%			2 13%
Third Ball %	5 45%	5 45%	0 0%			10 30%	2 50%	1 16%	0 0%			3 20%
Attacking %	3 27%	3 27%	6 54%			12 36%	1 25%	1 16%	2 40%			4 26%
Defending %	1 9%	0 0%	0 0%			1 3%	0 0%	0 0%	2 40%			2 13%
Counterattacking %	0 0%	2 18%	3 27%			5 15%	0 0%	2 33%	0 0%			2 13%
Other %	0 0%	1 9%	0 0%			1 3%	0 0%	1 16%	1 20%			2 13%
Biggest lead	7	5	7				0	0	0			
Handedness/Grip	Right/ - Right/						Left/ - Right/					

Game Progress

1	WANG/WANG (CHN)	2	_3	5	*_6	8	_8	10	11		
	YOON/OH (KOR)	*_0	1	_1	2	*_2	4	_4	4		
2	WANG/WANG (CHN)	0	*_1	2	_4	5	*_6	8	_8	10	11
	YOON/OH (KOR)	*_0	1	_2	2	*_3	4	_4	6	*_6	6
3	WANG/WANG (CHN)	*_0	2	_4	6	*_7	8	_9	10	11	
	YOON/OH (KOR)	0	*_0	0	_0	1	*_2	3	_4	5	

Note:

"*" denotes first player of pair is server, "-" denotes second player of pair is server. For the definition of the statistics refer to "Competition Format and Rules" report



DETAILED CONTEST RESULTS

团体比赛详细成绩 / RÉSULTATS DÉTAILLÉS DU CONCOURS

JAPAN (JPN) 2-3 GERMANY (GER)

Contest No.: MT28 Table: 1 Umpires: SWEID Sameer (SYR) BERGFELDT Rebecca (SWE)

Match 1			Match	Game 1	Game 2	Game 3	Game 4	Game 5
A	KAN Yo	JPN	2	7	13	11	11	10
X	OVTCHAROV Dimitrij	GER	3	11	11	13	9	12
Duration of Match 1			49min	6min	7min	8min	6min	7min

Match 2			Match	Game 1	Game 2	Game 3	Game 4	Game 5
B	MIZUTANI Jun	JPN	1	5	11	4	7	
Y	BOLL Timo	GER	3	11	8	11	11	
Duration of Match 2			27min	4min	5min	4min	6min	

Match 3			Match	Game 1	Game 2	Game 3	Game 4	Game 5
C/B	KISHIKAWA/MIZUTANI	JPN	3	4	11	11	14	
Z/X	SUSS/OVTCHAROV	GER	1	11	6	9	12	
Duration of Match 3			27min	3min	3min	5min	8min	

Match 4			Match	Game 1	Game 2	Game 3	Game 4	Game 5
A	KAN Yo	JPN	3	5	8	12	11	13
Z	SUSS Christian	GER	2	11	11	10	9	11
Duration of Match 4			37min	3min	5min	6min	5min	7min

Match 5			Match	Game 1	Game 2	Game 3	Game 4	Game 5
C	KISHIKAWA Seiya	JPN	2	7	12	6	11	5
Y	BOLL Timo	GER	3	11	10	11	8	11
Duration of Match 5			40min	4min	7min	5min	6min	5min

Duration of Contest	3h 02min
---------------------	-----------------

Contest Statistics	JAPAN (JPN)						GERMANY (GER)					
	Match					Contest	Match					Contest
	1	2	3	4	5		1	2	3	4	5	
Points won	52	27	40	49	41	209	56	41	38	52	51	238
Service %	5 9%	2 7%	4 10%	9 18%	1 2%	21 10%	7 12%	4 9%	3 7%	9 17%	3 5%	26 10%
Third Ball %	8 15%	1 3%	4 10%	7 14%	7 17%	27 12%	10 17%	5 12%	10 26%	12 23%	6 11%	43 18%
Attacking %	28 53%	11 40%	18 45%	19 38%	23 56%	99 47%	19 33%	27 65%	14 36%	25 48%	30 58%	115 48%
Defending %	9 17%	9 33%	13 32%	13 26%	8 19%	52 24%	18 32%	5 12%	11 28%	5 9%	11 21%	50 21%
Counterattacking %	2 3%	2 7%	1 2%	0 0%	1 2%	6 2%	2 3%	0 0%	0 0%	1 1%	1 1%	4 1%
Other %	0 0%	2 7%	0 0%	1 2%	1 2%	4 1%	0 0%	0 0%	0 0%	0 0%	0 0%	0 0%

Legend:
 MT Men's Team



DETAILED CONTEST RESULTS

团体比赛详细成绩 / RÉSULTATS DÉTAILLÉS DU CONCOURS

JAPAN (JPN) 2-3 GERMANY (GER)

Match 1 KAN Yo (JPN) 2-3 OVTCHAROV Dimitrij (GER)

Match Summary		Match	Game 1	Game 2	Game 3	Game 4	Game 5
KAN Yo	JPN	2	7	13	11	11	10
OVTCHAROV Dimitrij	GER	3	11	11	13	9	12
Duration of Match 1		49min	6min	7min	8min	6min	7min

Contest No.: MT28 Table: 1 Umpires: SWEID Sameer (SYR) BERGFELDT Rebecca (SWE)

Game Statistics	KAN Yo (JPN)						OVTCHAROV Dimitrij (GER)					
	Game					Match	Game					Match
	1	2	3	4	5		1	2	3	4	5	
Points won	7	13	11	11	10	52	11	11	13	9	12	56
Service %	28%	7%	0%	18%	0%	9%	9%	18%	23%	0%	8%	12%
Third Ball %	14%	30%	9%	0%	20%	15%	9%	9%	7%	44%	25%	17%
Attacking %	28%	38%	63%	81%	50%	53%	45%	36%	15%	33%	41%	33%
Defending %	28%	23%	9%	0%	30%	17%	36%	27%	46%	22%	25%	32%
Counterattacking %	0%	0%	18%	0%	0%	3%	0%	9%	7%	0%	0%	3%
Other %	0%	0%	0%	0%	0%	0%	0%	0%	0%	0%	0%	0%
Biggest lead	3	3	4	2	1		4	3	2	1	3	
Handedness/Grip	Right/						Right/					

Game Progress

1	KAN Yo (JPN)	0	*1	3	*4	5	*6	6	*7	7	7	OVTCHAROV Di. (GER)	*0	1	*1	2	*3	4	*6	7	*9	11										
2	KAN Yo (JPN)	*0	0	*1	3	*3	4	*5	7	*9	10	*10	10	*11	12	13	OVTCHAROV Di. (GER)	0	*2	3	*3	5	*6	7	*7	7	*8	10	*11	11	*11	11
3	KAN Yo (JPN)	0	*2	4	*4	6	*6	7	*9	9	*10	10	*11	11	*11	11	OVTCHAROV Di. (GER)	*0	0	*0	2	*2	4	*5	5	*7	8	*10	10	*11	12	13
4	KAN Yo (JPN)	*0	1	*3	3	*4	6	*6	7	*8	9	11	OVTCHAROV Di. (GER)	0	*1	1	*3	4	*4	6	*7	8	*9	9								
5	KAN Yo (JPN)	0	*1	1	*2	4	*5	5	*6	8	*8	10	*10	10	OVTCHAROV Di. (GER)	*0	1	*3	4	*4	5	*7	8	*8	10	*10	11	12				

Note:

* indicates server. For the definition of the statistics refer to "Competition Format and Rules" report



DETAILED CONTEST RESULTS

团体比赛详细成绩 / RÉSULTATS DÉTAILLÉS DU CONCOURS

JAPAN (JPN) 2-3 GERMANY (GER)

Match 2 MIZUTANI Jun (JPN) 1-3 BOLL Timo (GER)

Match Summary		Match	Game 1	Game 2	Game 3	Game 4	Game 5
MIZUTANI Jun	JPN	1	5	11	4	7	
BOLL Timo	GER	3	11	8	11	11	
Duration of Match 2		27min	4min	5min	4min	6min	

Contest No.: MT28 Table: 1 Umpires: SWEID Sameer (SYR) BERGFELDT Rebecca (SWE)

Game Statistics	MIZUTANI Jun (JPN)						BOLL Timo (GER)					
	Game					Match	Game					Match
	1	2	3	4	5		1	2	3	4	5	
Points won	5	11	4	7		27	11	8	11	11		41
Service %	1 20%	1 9%	0 0%	0 0%		2 7%	1 9%	1 12%	0 0%	2 18%		4 9%
Third Ball %	0 0%	0 0%	0 0%	1 14%		1 3%	1 9%	1 12%	1 9%	2 18%		5 12%
Attacking %	2 40%	2 18%	3 75%	4 57%		11 40%	8 72%	5 62%	8 72%	6 54%		27 65%
Defending %	1 20%	5 45%	1 25%	2 28%		9 33%	1 9%	1 12%	2 18%	1 9%		5 12%
Counterattacking %	0 0%	2 18%	0 0%	0 0%		2 7%	0 0%	0 0%	0 0%	0 0%		0 0%
Other %	1 20%	1 9%	0 0%	0 0%		2 7%	0 0%	0 0%	0 0%	0 0%		0 0%
Biggest lead	0	3	0	0			6	3	7	4		
Handedness/Grip	Left/						Left/					

Game Progress

1	MIZUTANI Jun (JPN)	*0	0	*2	2	*2	3	*4	5	5		
	BOLL Timo (GER)	0	*2	2	*4	6	*7	8	*9	11		
2	MIZUTANI Jun (JPN)	0	*0	1	*2	3	*5	7	*8	9	*10	11
	BOLL Timo (GER)	*0	2	*3	4	*5	5	*5	6	*7	8	8
3	MIZUTANI Jun (JPN)	*0	0	*1	2	*3	3	*4	4	4		
	BOLL Timo (GER)	0	*2	3	*4	5	*7	8	*10	11		
4	MIZUTANI Jun (JPN)	0	*0	1	*3	3	*4	5	*6	6	7	
	BOLL Timo (GER)	*0	2	*3	3	*5	6	*7	8	*10	11	

Note:

* indicates server. For the definition of the statistics refer to "Competition Format and Rules" report



DETAILED CONTEST RESULTS

团体比赛详细成绩 / RÉSULTATS DÉTAILLÉS DU CONCOURS

JAPAN (JPN) 2-3 GERMANY (GER)

Match 3 KISHIKAWA Seiya (JPN) 3-1 SUSS Christian (GER)
MIZUTANI Jun OVTCHAROV Dimitrij

Match Summary		Match	Game 1	Game 2	Game 3	Game 4	Game 5
KISHIKAWA/MIZUTANI	JPN	3	4	11	11	14	
SUSS/OVTCHAROV	GER	1	11	6	9	12	
Duration of Match 3		27min	3min	3min	5min	8min	

Contest No.: MT28 Table: 1 Umpires: SWEID Sameer (SYR) BERGFELDT Rebecca (SWE)

Game Statistics	KISHIKAWA/MIZUTANI (JPN)						SUSS/OVTCHAROV (GER)					
	Game					Match	Game					Match
	1	2	3	4	5		1	2	3	4	5	
Points won	4	11	11	14		40	11	6	9	12		38
Service %	0 0%	2 18%	1 9%	1 7%		4 10%	0 0%	0 0%	2 22%	1 8%		3 7%
Third Ball %	0 0%	2 18%	1 9%	1 7%		4 10%	4 36%	2 33%	1 11%	3 25%		10 26%
Attacking %	2 50%	4 36%	6 54%	6 42%		18 45%	2 18%	3 50%	5 55%	4 33%		14 36%
Defending %	2 50%	3 27%	3 27%	5 35%		13 32%	5 45%	1 16%	1 11%	4 33%		11 28%
Counterattacking %	0 0%	0 0%	0 0%	1 7%		1 2%	0 0%	0 0%	0 0%	0 0%		0 0%
Other %	0 0%	0 0%	0 0%	0 0%		0 0%	0 0%	0 0%	0 0%	0 0%		0 0%
Biggest lead	0	5	2	2			7	0	2	3		
Handedness/Grip	Right/ - Left/						Right/ - Right/					

Game Progress

1	KISHIKAWA/MI. (JPN)	0	_ *0	1	* _2	3	_ *4	4	* _4	4								
	SUSS/OVTCHAR. (GER)	_ *0	2	* _3	4	_ *5	6	* _8	10	11								
2	KISHIKAWA/MI. (JPN)	_ *0	2	* _4	5	_ *5	5	* _7	9	_ *10	11							
	SUSS/OVTCHAR. (GER)	0	_ *0	0	* _1	3	_ *5	5	* _5	6	6							
3	KISHIKAWA/MI. (JPN)	0	_ *1	2	* _3	5	_ *5	6	* _6	8	_ *9	11						
	SUSS/OVTCHAR. (GER)	_ *0	1	* _2	3	_ *3	5	* _6	8	_ *8	9	9						
4	KISHIKAWA/MI. (JPN)	_ *0	0	* _1	2	_ *3	4	* _5	6	_ *7	8	* _10	11	_ *11	12	* _12	13	14
	SUSS/OVTCHAR. (GER)	0	_ *2	3	* _4	5	_ *6	7	* _8	9	_ *10	10	* _10	11	_ *11	12	* _12	12

Note:

"*" denotes first player of pair is server, "-" denotes second player of pair is server. For the definition of the statistics refer to "Competition Format and Rules" report



DETAILED CONTEST RESULTS

团体比赛详细成绩 / RÉSULTATS DÉTAILLÉS DU CONCOURS

JAPAN (JPN) 2-3 GERMANY (GER)

Match 4 KAN Yo (JPN) 3-2 SUSS Christian (GER)

Match Summary		Match	Game 1	Game 2	Game 3	Game 4	Game 5
KAN Yo	JPN	3	5	8	12	11	13
SUSS Christian	GER	2	11	11	10	9	11
Duration of Match 4		37min	3min	5min	6min	5min	7min

Contest No.: MT28 Table: 1 Umpires: SWEID Sameer (SYR) BERGFELDT Rebecca (SWE)

Game Statistics	KAN Yo (JPN)						SUSS Christian (GER)					
	Game					Match	Game					Match
	1	2	3	4	5		1	2	3	4	5	
Points won	5	8	12	11	13	49	11	11	10	9	11	52
Service %	1 20%	1 12%	2 16%	4 36%	1 7%	9 18%	2 18%	2 18%	0 0%	4 44%	1 9%	9 17%
Third Ball %	1 20%	1 12%	1 8%	0 0%	4 30%	7 14%	3 27%	1 9%	4 40%	1 11%	3 27%	12 23%
Attacking %	2 40%	3 37%	4 33%	5 45%	5 38%	19 38%	4 36%	6 54%	5 50%	3 33%	7 63%	25 48%
Defending %	1 20%	2 25%	5 41%	2 18%	3 23%	13 26%	2 18%	1 9%	1 10%	1 11%	0 0%	5 9%
Counterattacking %	0 0%	0 0%	0 0%	0 0%	0 0%	0 0%	0 0%	1 9%	0 0%	0 0%	0 0%	1 1%
Other %	0 0%	1 12%	0 0%	0 0%	0 0%	1 2%	0 0%	0 0%	0 0%	0 0%	0 0%	0 0%
Biggest lead	1	2	2	3	2		6	4	4	0	2	
Handedness/Grip	Right/						Right/					

Game Progress

1	KAN Yo (JPN)	*0	1	*2	2	*2	3	*4	5	5						
	SUSS Christian (GER)	0	*1	2	*4	6	*7	8	*9	11						
2	KAN Yo (JPN)	0	*1	2	*4	4	*5	5	*5	7	*8	8				
	SUSS Christian (GER)	*0	1	*2	2	*4	5	*7	9	*9	10	11				
3	KAN Yo (JPN)	*0	1	*3	3	*3	4	*4	6	*8	9	*10	11	12		
	SUSS Christian (GER)	0	*1	1	*3	5	*6	8	*8	8	*9	10	*10	10		
4	KAN Yo (JPN)	0	*1	3	*4	5	*5	7	*8	9	*10	11				
	SUSS Christian (GER)	*0	1	*1	2	*3	5	*5	6	*7	8	9				
5	KAN Yo (JPN)	*0	1	*1	3	*3	4	*6	8	*9	9	*10	10	*11	12	13
	SUSS Christian (GER)	0	*1	3	*3	5	*6	6	*6	7	*9	10	*11	11	*11	11

Note:

* denotes server. For the definition of the statistics refer to "Competition Format and Rules" report



DETAILED CONTEST RESULTS

团体比赛详细成绩 / RÉSULTATS DÉTAILLÉS DU CONCOURS

JAPAN (JPN) 2-3 GERMANY (GER)

Match 5 KISHIKAWA Seiya (JPN) 2-3 BOLL Timo (GER)

Match Summary		Match	Game 1	Game 2	Game 3	Game 4	Game 5
KISHIKAWA Seiya	JPN	2	7	12	6	11	5
BOLL Timo	GER	3	11	10	11	8	11
Duration of Match 5		40min	4min	7min	5min	6min	5min

Contest No.: MT28

Table: 1

Umpires: SWEID Sameer (SYR)

BERGFELDT Rebecca (SWE)

Game Statistics	KISHIKAWA Seiya (JPN)						BOLL Timo (GER)					
	Game					Match	Game					Match
	1	2	3	4	5		1	2	3	4	5	
Points won	7	12	6	11	5	41	11	10	11	8	11	51
Service %	0	0	1	0	0	1	0	0	2	1	0	3
	0%	0%	16%	0%	0%	2%	0%	0%	18%	12%	0%	5%
Third Ball %	1	3	0	2	1	7	2	1	0	1	2	6
	14%	25%	0%	18%	20%	17%	18%	10%	0%	12%	18%	11%
Attacking %	5	5	3	7	3	23	6	6	4	6	8	30
	71%	41%	50%	63%	60%	56%	54%	60%	36%	75%	72%	58%
Defending %	1	4	0	2	1	8	3	3	4	0	1	11
	14%	33%	0%	18%	20%	19%	27%	30%	36%	0%	9%	21%
Counterattacking %	0	0	1	0	0	1	0	0	1	0	0	1
	0%	0%	16%	0%	0%	2%	0%	0%	9%	0%	0%	1%
Other %	0	0	1	0	0	1	0	0	0	0	0	0
	0%	0%	16%	0%	0%	2%	0%	0%	0%	0%	0%	0%
Biggest lead	3	2	1	3	0		4	4	5	3	6	
Handedness/Grip	Right/						Left/					

Game Progress

1	KISHIKAWA Sei. (JPN)	0	*2	3	*4	4	*5	5	*6	6	7	BOLL Timo (GER)	*0	0	*1	2	*4	5	*7	8	*10	11						
2	KISHIKAWA Sei. (JPN)	*0	0	*1	1	*3	4	*5	7	*7	9	*10	11	12	BOLL Timo (GER)	0	*2	3	*5	5	*6	7	*7	9	*9	10	*10	10
3	KISHIKAWA Sei. (JPN)	0	*1	1	*2	2	*3	4	*5	6	6	BOLL Timo (GER)	*0	1	*3	4	*6	7	*8	9	*10	11						
4	KISHIKAWA Sei. (JPN)	*0	1	*2	2	*3	5	*7	8	*9	10	11	BOLL Timo (GER)	0	*1	2	*4	5	*5	5	*6	7	*8	8				
5	KISHIKAWA Sei. (JPN)	0	*0	1	*2	2	*3	4	*5	5	BOLL Timo (GER)	*0	2	*3	4	*6	7	*8	9	11								

Note:

* indicates server. For the definition of the statistics refer to "Competition Format and Rules" report



DETAILED CONTEST RESULTS

团体比赛详细成绩 / RÉSULTATS DÉTAILLÉS DU CONCOURS

KOREA (KOR) 3-1 HONG KONG, CHINA (HKG)

Contest No.: MT29

Table: 1

Umpires: SWEID Sameer (SYR)

ABASCIA Andrea (ITA)

Match 1			Match	Game 1	Game 2	Game 3	Game 4	Game 5
A	OH Sang Eun	KOR	3	11	12	14	11	
X	CHEUNG Yuk	HKG	1	7	10	16	2	
Duration of Match 1			31min	4min	6min	9min	3min	

Match 2			Match	Game 1	Game 2	Game 3	Game 4	Game 5
B	RYU Seung Min	KOR	2	9	8	11	11	7
Y	LI Ching	HKG	3	11	11	8	9	11
Duration of Match 2			42min	5min	5min	7min	7min	7min

Match 3			Match	Game 1	Game 2	Game 3	Game 4	Game 5
C/B	YOON/RYU	KOR	3	9	6	11	11	11
Z/Y	KO/LI	HKG	2	11	11	7	7	5
Duration of Match 3			34min	4min	3min	5min	4min	5min

Match 4			Match	Game 1	Game 2	Game 3	Game 4	Game 5
A	OH Sang Eun	KOR	3	7	10	11	11	11
Z	KO Lai Chak	HKG	2	11	12	8	9	3
Duration of Match 4			35min	4min	7min	4min	6min	4min

Duration of Contest	2h 24min
---------------------	-----------------

Contest Statistics	KOREA (KOR)						HONG KONG, CHINA (HKG)					
	Match					Contest	Match					Contest
	1	2	3	4	5		1	2	3	4	5	
Points won	48	46	48	50		192	35	50	41	43		169
Service %	4 8%	5 10%	4 8%	2 4%		15 7%	5 14%	2 4%	3 7%	4 9%		14 8%
Third Ball %	6 12%	6 13%	4 8%	8 16%		24 12%	6 17%	10 20%	6 14%	11 25%		33 19%
Attacking %	25 52%	23 50%	27 56%	25 50%		100 52%	10 28%	25 50%	20 48%	14 32%		69 40%
Defending %	7 14%	5 10%	8 16%	9 18%		29 15%	10 28%	11 22%	10 24%	14 32%		45 26%
Counterattacking %	4 8%	6 13%	0 0%	2 4%		12 6%	3 8%	0 0%	0 0%	0 0%		3 1%
Other %	2 4%	1 2%	5 10%	4 8%		12 6%	1 2%	2 4%	2 4%	0 0%		5 2%

Legend:
 MT Men's Team



DETAILED CONTEST RESULTS

团体比赛详细成绩 / RÉSULTATS DÉTAILLÉS DU CONCOURS

KOREA (KOR) 3-1 HONG KONG, CHINA (HKG)

Match 1 OH Sang Eun (KOR) 3-1 CHEUNG Yuk (HKG)

Match Summary		Match	Game 1	Game 2	Game 3	Game 4	Game 5
OH Sang Eun	KOR	3	11	12	14	11	
CHEUNG Yuk	HKG	1	7	10	16	2	
Duration of Match 1		31min	4min	6min	9min	3min	

Contest No.: MT29

Table: 1

Umpires: SWEID Sameer (SYR)

ABASCIA Andrea (ITA)

Game Statistics	OH Sang Eun (KOR)					Match	CHEUNG Yuk (HKG)					Match
	Game						Game					
	1	2	3	4	5		1	2	3	4	5	
Points won	11	12	14	11		48	7	10	16	2		35
Service %	1 9%	1 8%	1 7%	1 9%		4 8%	2 28%	2 20%	1 6%	0 0%		5 14%
Third Ball %	1 9%	1 8%	3 21%	1 9%		6 12%	1 14%	1 10%	3 18%	1 50%		6 17%
Attacking %	8 72%	5 41%	7 50%	5 45%		25 52%	2 28%	4 40%	4 25%	0 0%		10 28%
Defending %	0 0%	4 33%	1 7%	2 18%		7 14%	1 14%	3 30%	6 37%	0 0%		10 28%
Counterattacking %	1 9%	0 0%	1 7%	2 18%		4 8%	1 14%	0 0%	2 12%	0 0%		3 8%
Other %	0 0%	1 8%	1 7%	0 0%		2 4%	0 0%	0 0%	0 0%	1 50%		1 2%
Biggest lead	4	3	1	9			2	1	2	0		
Handedness/Grip	Right/						Left/					

Game Progress

1	OH Sang Eun (KOR)	0	*1	2	*2	4	*6	7	*8	10	11										
	CHEUNG Yuk (HKG)	*0	1	*2	4	*4	4	*5	6	*6	7										
2	OH Sang Eun (KOR)	*0	2	*3	3	*4	5	*6	7	*9	10	*10	11	12							
	CHEUNG Yuk (HKG)	0	*0	1	*3	4	*5	6	*7	7	*8	10	*10	10							
3	OH Sang Eun (KOR)	0	*0	2	*3	3	*4	6	*7	7	*9	10	*10	11	*11	12	*12	13	*13	14	*14
	CHEUNG Yuk (HKG)	*0	2	*2	3	*5	6	*6	7	*9	9	*10	11	*11	12	*12	13	*13	14	*14	15
3	OH Sang Eun (KOR)	14																			
	CHEUNG Yuk (HKG)	16																			
4	OH Sang Eun (KOR)	*0	2	*3	5	*6	8	*10	11												
	CHEUNG Yuk (HKG)	0	*0	1	*1	2	*2	2	2												

Note:

* denotes server. For the definition of the statistics refer to "Competition Format and Rules" report



DETAILED CONTEST RESULTS

团体比赛详细成绩 / RÉSULTATS DÉTAILLÉS DU CONCOURS

KOREA (KOR) 3-1 HONG KONG, CHINA (HKG)

Match 2 RYU Seung Min (KOR) 2-3 LI Ching (HKG)

Match Summary		Match	Game 1	Game 2	Game 3	Game 4	Game 5
RYU Seung Min	KOR	2	9	8	11	11	7
LI Ching	HKG	3	11	11	8	9	11
Duration of Match 2		42min	5min	5min	7min	7min	7min

Contest No.: MT29

Table: 1

Umpires: SWEID Sameer (SYR)

ABASCIA Andrea (ITA)

Game Statistics	RYU Seung Min (KOR)						LI Ching (HKG)					
	Game					Match	Game					Match
	1	2	3	4	5		1	2	3	4	5	
Points won	9	8	11	11	7	46	11	11	8	9	11	50
Service %	11%	25%	18%	0%	0%	5%	0%	0%	25%	0%	0%	4%
Third Ball %	0%	12%	9%	27%	14%	13%	0%	27%	37%	33%	9%	20%
Attacking %	55%	50%	54%	54%	28%	50%	72%	36%	37%	44%	54%	50%
Defending %	22%	12%	9%	9%	0%	10%	27%	27%	0%	22%	27%	22%
Counterattacking %	11%	0%	0%	9%	57%	13%	0%	0%	0%	0%	0%	0%
Other %	0%	0%	9%	0%	0%	2%	0%	9%	0%	0%	9%	4%
Biggest lead	1	0	3	3	2		3	4	0	1	4	
Handedness/Grip	Right/						Right/					

Game Progress

1	RYU Seung Min (KOR)	0	*1	2	*3	3	*5	6	*6	7	*8	9
	LI Ching (HKG)	*0	1	*2	3	*5	5	*6	8	*9	10	11
2	RYU Seung Min (KOR)	*0	0	*0	2	*2	3	*4	6	*7	8	8
	LI Ching (HKG)	0	*2	4	*4	6	*7	8	*8	9	*10	11
3	RYU Seung Min (KOR)	0	*1	3	*4	5	*5	6	*7	9	*10	11
	LI Ching (HKG)	*0	1	*1	2	*3	5	*6	7	*7	8	8
4	RYU Seung Min (KOR)	*0	2	*2	4	*5	5	*6	7	*9	10	11
	LI Ching (HKG)	0	*0	2	*2	3	*5	6	*7	7	*8	9
5	RYU Seung Min (KOR)	0	*2	3	*3	4	*5	5	*6	7	7	
	LI Ching (HKG)	*0	0	*1	3	*4	5	*7	8	*9	11	

Note:

* denotes server. For the definition of the statistics refer to "Competition Format and Rules" report



DETAILED CONTEST RESULTS

團體比賽詳細成績 / RÉSULTATS DÉTAILLÉS DU CONCOURS

KOREA (KOR) 3-1 HONG KONG, CHINA (HKG)

Match 3 YOON Jae Young (KOR) 3-2 KO Lai Chak (HKG)
RYU Seung Min LI Ching

Match Summary		Match	Game 1	Game 2	Game 3	Game 4	Game 5
YOON/RYU	KOR	3	9	6	11	11	11
KO/LI	HKG	2	11	11	7	7	5
Duration of Match 3		34min	4min	3min	5min	4min	5min

Contest No.: MT29 Table: 1 Umpires: SWEID Sameer (SYR) ABASCIA Andrea (ITA)

Game Statistics	YOON/RYU (KOR)						KO/LI (HKG)					
	Game					Match	Game					Match
	1	2	3	4	5		1	2	3	4	5	
Points won	9	6	11	11	11	48	11	11	7	7	5	41
Service %	33%	0%	9%	0%	0%	8%	0%	9%	14%	14%	0%	7%
Third Ball %	11%	16%	9%	0%	9%	8%	18%	18%	14%	14%	0%	14%
Attacking %	44%	50%	36%	72%	72%	56%	45%	27%	71%	57%	60%	48%
Defending %	0%	33%	27%	27%	0%	16%	18%	45%	0%	14%	40%	24%
Counterattacking %	0%	0%	0%	0%	0%	0%	0%	0%	0%	0%	0%	0%
Other %	11%	0%	18%	0%	18%	10%	18%	0%	0%	0%	0%	4%
Biggest lead	3	1	4	5	6		3	5	2	0	1	
Handedness/Grip	Left/ - Right/						Left/ - Right/					

Game Progress

1	YOON/RYU (KOR)	0	*_1	3	_*4	5	*_5	5	_*6	7	*_8	9
	KO/LI (HKG)	*_0	1	_*1	2	*_3	5	_*7	8	*_9	10	11
2	YOON/RYU (KOR)	*_0	1	_*2	2	*_3	4	_*4	6	*_6		6
	KO/LI (HKG)	0	*_1	2	_*4	5	*_6	8	_*8	10		11
3	YOON/RYU (KOR)	0	*_0	2	_*2	3	*_4	6	_*7	9		11
	KO/LI (HKG)	*_0	2	_*2	4	*_5	6	_*6	7	*_7		7
4	YOON/RYU (KOR)	*_0	2	_*4	5	*_6	7	_*7	8	*_9		11
	KO/LI (HKG)	0	*_0	0	_*1	2	*_3	5	_*6	7		7
5	YOON/RYU (KOR)	0	*_1	2	_*3	4	_*5	7	*_9			11
	KO/LI (HKG)	*_0	1	_*2	3	*_4	5	_*5	5			5

Note:

"*_-" denotes first player of pair is server, "-*" denotes second player of pair is server. For the definition of the statistics refer to "Competition Format and Rules" report



DETAILED CONTEST RESULTS

团体比赛详细成绩 / RÉSULTATS DÉTAILLÉS DU CONCOURS

KOREA (KOR) 3-1 HONG KONG, CHINA (HKG)

Match 4 OH Sang Eun (KOR) 3-2 KO Lai Chak (HKG)

Match Summary		Match	Game 1	Game 2	Game 3	Game 4	Game 5
OH Sang Eun	KOR	3	7	10	11	11	11
KO Lai Chak	HKG	2	11	12	8	9	3
Duration of Match 4		35min	4min	7min	4min	6min	4min

Contest No.: MT29

Table: 1

Umpires: SWEID Sameer (SYR)

ABASCIA Andrea (ITA)

Game Statistics	OH Sang Eun (KOR)						KO Lai Chak (HKG)					
	Game					Match	Game					Match
	1	2	3	4	5		1	2	3	4	5	
Points won	7	10	11	11	11	50	11	12	8	9	3	43
Service %	14%	0%	9%	0%	0%	4%	0%	16%	25%	0%	0%	9%
Third Ball %	0%	10%	18%	18%	27%	16%	27%	25%	0%	44%	33%	25%
Attacking %	14%	70%	54%	45%	54%	50%	27%	25%	37%	33%	66%	32%
Defending %	42%	20%	9%	18%	9%	18%	45%	33%	37%	22%	0%	32%
Counterattacking %	14%	0%	0%	9%	0%	4%	0%	0%	0%	0%	0%	0%
Other %	14%	0%	9%	9%	9%	8%	0%	0%	0%	0%	0%	0%
Biggest lead	0	1	5	2	8		4	4	0	1	0	
Handedness/Grip	Right/						Left/					

Game Progress

1	OH Sang Eun (KOR)	*0	1	*2	2	*2	4	*5	6	*7	7			
	KO Lai Chak (HKG)	0	*1	2	*4	6	*6	7	*8	9	11			
2	OH Sang Eun (KOR)	0	*1	2	*2	4	*4	4	*5	7	*8	10	*10	10
	KO Lai Chak (HKG)	*0	1	*2	4	*4	6	*8	9	*9	10	*10	11	12
3	OH Sang Eun (KOR)	*0	2	*3	5	*5	7	*8	9	*9	10	11		
	KO Lai Chak (HKG)	0	*0	1	*1	3	*3	4	*5	7	*8	8		
4	OH Sang Eun (KOR)	0	*1	2	*3	4	*5	6	*7	9	*10	11		
	KO Lai Chak (HKG)	*0	1	*2	3	*4	5	*6	7	*7	8	9		
5	OH Sang Eun (KOR)	*0	2	*3	5	*7	9	*10	11					
	KO Lai Chak (HKG)	0	*0	1	*1	1	*1	2	3					

Note:

* denotes server. For the definition of the statistics refer to "Competition Format and Rules" report



DETAILED CONTEST RESULTS

团体比赛详细成绩 / RÉSULTATS DÉTAILLÉS DU CONCOURS

JAPAN (JPN) 1-3 AUSTRIA (AUT)

Contest No.: MT30 Table: 2 Umpires: ZHANG Yingqiu (CHN) LUO Jing (CHN)

Match 1			Match	Game 1	Game 2	Game 3	Game 4	Game 5
A	KAN Yo	JPN	3	11	11	12		
X	SCHLAGER Werner	AUT	0	8	3	10		
Duration of Match 1			21min	5min	4min	6min		

Match 2			Match	Game 1	Game 2	Game 3	Game 4	Game 5
B	MIZUTANI Jun	JPN	0	4	12	7		
Y	CHEN Weixing	AUT	3	11	14	11		
Duration of Match 2			22min	4min	8min	5min		

Match 3			Match	Game 1	Game 2	Game 3	Game 4	Game 5
C/B	KISHIKAWA/MIZUTANI	JPN	2	9	11	6	11	12
Z/Y	GARDOS/CHEN	AUT	3	11	6	11	5	14
Duration of Match 3			36min	4min	4min	4min	4min	8min

Match 4			Match	Game 1	Game 2	Game 3	Game 4	Game 5
A	KAN Yo	JPN	1	12	7	9	7	
Z	GARDOS Robert	AUT	3	10	11	11	11	
Duration of Match 4			27min	5min	4min	5min	5min	

Duration of Contest	1h 48min
---------------------	----------

Contest Statistics	JAPAN (JPN)						AUSTRIA (AUT)					
	Match					Contest	Match					Contest
	1	2	3	4	5		1	2	3	4	5	
Points won	34	23	49	35		141	21	36	47	43		147
Service %	3 8%	0 0%	1 2%	7 20%		11 7%	3 14%	0 0%	4 8%	6 13%		13 8%
Third Ball %	4 11%	2 8%	4 8%	4 11%		14 9%	1 4%	1 2%	3 6%	5 11%		10 6%
Attacking %	22 64%	18 78%	32 65%	14 40%		86 60%	15 71%	17 47%	22 46%	27 62%		81 55%
Defending %	3 8%	1 4%	8 16%	8 22%		20 14%	2 9%	17 47%	17 36%	3 6%		39 26%
Counterattacking %	0 0%	1 4%	4 8%	1 2%		6 4%	0 0%	1 2%	0 0%	1 2%		2 1%
Other %	2 5%	1 4%	0 0%	1 2%		4 2%	0 0%	0 0%	1 2%	1 2%		2 1%

Legend:
 MT Men's Team



DETAILED CONTEST RESULTS

团体比赛详细成绩 / RÉSULTATS DÉTAILLÉS DU CONCOURS

JAPAN (JPN) 1-3 AUSTRIA (AUT)

Match 1 KAN Yo (JPN) 3-0 SCHLAGER Werner (AUT)

Match Summary		Match	Game 1	Game 2	Game 3	Game 4	Game 5
KAN Yo	JPN	3	11	11	12		
SCHLAGER Werner	AUT	0	8	3	10		
Duration of Match 1		21min	5min	4min	6min		

Contest No.: MT30

Table: 2

Umpires: ZHANG Yingqiu (CHN)

LUO Jing (CHN)

Game Statistics	KAN Yo (JPN)						SCHLAGER Werner (AUT)					
	Game					Match	Game					Match
	1	2	3	4	5		1	2	3	4	5	
Points won	11	11	12			34	8	3	10			21
Service %	1 9%	2 18%	0 0%			3 8%	1 12%	0 0%	2 20%			3 14%
Third Ball %	1 9%	2 18%	1 8%			4 11%	1 12%	0 0%	0 0%			1 4%
Attacking %	8 72%	5 45%	9 75%			22 64%	5 62%	3 100%	7 70%			15 71%
Defending %	1 9%	1 9%	1 8%			3 8%	1 12%	0 0%	1 10%			2 9%
Counterattacking %	0 0%	0 0%	0 0%			0 0%	0 0%	0 0%	0 0%			0 0%
Other %	0 0%	1 9%	1 8%			2 5%	0 0%	0 0%	0 0%			0 0%
Biggest lead	3	8	2				2	0	1			
Handedness/Grip	Right/						Right/					

Game Progress

1	KAN Yo (JPN)	*0	0	*2	3	*3	5	*7	7	*8	10	11		
	SCHLAGER Wer. (AUT)	0	*2	2	*3	5	*5	5	*7	8	*8	8		
2	KAN Yo (JPN)	0	*2	4	*5	5	*7	9	11					
	SCHLAGER Wer. (AUT)	*0	0	*0	1	*3	3	*3	3					
3	KAN Yo (JPN)	*0	1	*2	4	*4	5	*6	7	*9	10	*10	11	12
	SCHLAGER Wer. (AUT)	0	*1	2	*2	4	*5	6	*7	7	*8	10	*10	10

Note:

* denotes server. For the definition of the statistics refer to "Competition Format and Rules" report



DETAILED CONTEST RESULTS

团体比赛详细成绩 / RÉSULTATS DÉTAILLÉS DU CONCOURS

JAPAN (JPN) 1-3 AUSTRIA (AUT)

Match 3 KISHIKAWA Seiya (JPN) 2-3 GARDOS Robert (AUT)
 MIZUTANI Jun CHEN Weixing

Match Summary		Match	Game 1	Game 2	Game 3	Game 4	Game 5
KISHIKAWA/MIZUTANI	JPN	2	9	11	6	11	12
GARDOS/CHEN	AUT	3	11	6	11	5	14
Duration of Match 3		36min	4min	4min	4min	4min	8min

Contest No.: MT30 Table: 2 Umpires: ZHANG Yingqiu (CHN) LUO Jing (CHN)

Game Statistics	KISHIKAWA/MIZUTANI (JPN)						GARDOS/CHEN (AUT)					
	Game					Match	Game					Match
	1	2	3	4	5		1	2	3	4	5	
Points won	9	11	6	11	12	49	11	6	11	5	14	47
Service %	11%	0%	0%	0%	0%	2%	27%	0%	9%	0%	0%	8%
Third Ball %	11%	0%	33%	9%	0%	8%	18%	16%	0%	0%	0%	6%
Attacking %	55%	72%	66%	72%	58%	65%	27%	50%	36%	100%	50%	46%
Defending %	11%	18%	0%	9%	33%	16%	27%	33%	54%	0%	42%	36%
Counterattacking %	11%	9%	0%	9%	8%	8%	0%	0%	0%	0%	0%	0%
Other %	0%	0%	0%	0%	0%	0%	0%	0%	0%	0%	7%	2%
Biggest lead	2	5	0	6	2		2	0	6	0	2	
Handedness/Grip	Right/ - Left/						Right/ - Right/					

Game Progress

1	KISHIKAWA/MI. (JPN)	0	*_1	3	_*3	4	*_5	6	_*8	9	*_9	9						
	GARDOS/CHEN (AUT)	*_0	1	_*1	3	*_4	5	_*6	6	*_7	9	11						
2	KISHIKAWA/MI. (JPN)	*_0	2	*_3	4	_*6	6	*_8	9	_*10	11							
	GARDOS/CHEN (AUT)	0	_*0	1	_*2	2	_*4	4	*_5	6	6							
3	KISHIKAWA/MI. (JPN)	0	*_1	2	_*2	3	*_4	4	_*4	6	6							
	GARDOS/CHEN (AUT)	*_0	1	_*2	4	*_5	6	_*8	10	*_10	11							
4	KISHIKAWA/MI. (JPN)	_*0	2	*_3	4	_*6	6	*_8	9	11								
	GARDOS/CHEN (AUT)	0	_*0	1	*_2	2	_*4	4	*_5	5								
5	KISHIKAWA/MI. (JPN)	0	*_1	3	_*4	5	_*6	7	*_8	8	_*9	10	*_11	11	_*11	12	*_12	12
	GARDOS/CHEN (AUT)	*_0	1	_*1	2	*_3	4	_*5	6	*_8	9	*_10	10	*_11	12	_*12	13	14

Note:

"*_-" denotes first player of pair is server, "-*_-" denotes second player of pair is server. For the definition of the statistics refer to "Competition Format and Rules" report



DETAILED CONTEST RESULTS

团体比赛详细成绩 / RÉSULTATS DÉTAILLÉS DU CONCOURS

JAPAN (JPN) 1-3 AUSTRIA (AUT)

Match 4 KAN Yo (JPN) 1-3 GARDOS Robert (AUT)

Match Summary		Match	Game 1	Game 2	Game 3	Game 4	Game 5
KAN Yo	JPN	1	12	7	9	7	
GARDOS Robert	AUT	3	10	11	11	11	
Duration of Match 4		27min	5min	4min	5min	5min	

Contest No.: MT30

Table: 2

Umpires: ZHANG Yingqiu (CHN)

LUO Jing (CHN)

Game Statistics	KAN Yo (JPN)						GARDOS Robert (AUT)					
	Game					Match	Game					Match
	1	2	3	4	5		1	2	3	4	5	
Points won	12	7	9	7		35	10	11	11	11		43
Service %	3 25%	0 0%	2 22%	2 28%		7 20%	1 10%	1 9%	3 27%	1 9%		6 13%
Third Ball %	1 8%	1 14%	2 22%	0 0%		4 11%	1 10%	1 9%	0 0%	3 27%		5 11%
Attacking %	5 41%	3 42%	4 44%	2 28%		14 40%	7 70%	7 63%	7 63%	6 54%		27 62%
Defending %	3 25%	1 14%	1 11%	3 42%		8 22%	1 10%	1 9%	0 0%	1 9%		3 6%
Counterattacking %	0 0%	1 14%	0 0%	0 0%		1 2%	0 0%	0 0%	1 9%	0 0%		1 2%
Other %	0 0%	1 14%	0 0%	0 0%		1 2%	0 0%	1 9%	0 0%	0 0%		1 2%
Biggest lead	2	2	0	2			3	4	5	4		
Handedness/Grip	Right/						Right/					

Game Progress

1	KAN Yo (JPN)	*0	1	*2	3	*3	5	*5	6	*7	9	*10	11	12
	GARDOS Robert (AUT)	0	*1	2	*3	5	*5	7	*8	9	*9	10	*10	10
2	KAN Yo (JPN)	0	*2	2	*3	3	*4	5	*7	7	7			7
	GARDOS Robert (AUT)	*0	0	*2	3	*5	6	*7	7	*9	11			11
3	KAN Yo (JPN)	*0	0	*0	1	*3	4	*5	6	*7	9			9
	GARDOS Robert (AUT)	0	*2	4	*5	5	*6	7	*8	9	*9			11
4	KAN Yo (JPN)	0	*1	3	*3	4	*4	6	*7	7	7			7
	GARDOS Robert (AUT)	*0	1	*1	3	*4	6	*6	7	*9	11			11

Note:

* indicates server. For the definition of the statistics refer to "Competition Format and Rules" report



DETAILED CONTEST RESULTS

團體比賽詳細成績 / RÉSULTATS DÉTAILLÉS DU CONCOURS

KOREA (KOR) 3-1 AUSTRIA (AUT)

Contest No.: MT31 Table: 1 Umpires: DEMARIO Leonor (BRA) LIU Jingli (CHN)

Match 1			Match	Game 1	Game 2	Game 3	Game 4	Game 5
A	OH Sang Eun	KOR	3	10	11	11	11	
X	SCHLAGER Werner	AUT	1	12	5	8	5	
Duration of Match 1			32min	7min	4min	6min	6min	

Match 2			Match	Game 1	Game 2	Game 3	Game 4	Game 5
B	RYU Seung Min	KOR	1	12	8	13	5	
Y	GARDOS Robert	AUT	3	14	11	11	11	
Duration of Match 2			37min	8min	5min	9min	4min	

Match 3			Match	Game 1	Game 2	Game 3	Game 4	Game 5
C/A	YOON/OH	KOR	3	11	11	13		
Z/Y	CHEN/GARDOS	AUT	0	8	4	11		
Duration of Match 3			24min	5min	4min	6min		

Match 4			Match	Game 1	Game 2	Game 3	Game 4	Game 5
B	RYU Seung Min	KOR	3	11	11	11		
Z	CHEN Weixing	AUT	0	9	5	7		
Duration of Match 4			21min	5min	4min	5min		

Duration of Contest	1h 56min
---------------------	-----------------

Contest Statistics	KOREA (KOR)						AUSTRIA (AUT)					
	Match					Contest	Match					Contest
	1	2	3	4	5		1	2	3	4	5	
Points won	43	38	35	33		149	30	47	23	21		121
Service %	9 20%	4 10%	2 5%	3 9%		18 12%	3 10%	4 8%	1 4%	1 4%		9 7%
Third Ball %	9 20%	7 18%	4 11%	3 9%		23 15%	8 26%	5 10%	2 8%	3 14%		18 14%
Attacking %	11 25%	8 21%	16 45%	18 54%		53 35%	11 36%	17 36%	12 52%	3 14%		43 35%
Defending %	13 30%	15 39%	2 5%	6 18%		36 24%	7 23%	11 23%	7 30%	10 47%		35 28%
Counterattacking %	0 0%	4 10%	7 20%	2 6%		13 8%	1 3%	9 19%	1 4%	3 14%		14 11%
Other %	1 2%	0 0%	4 11%	1 3%		6 4%	0 0%	1 2%	0 0%	1 4%		2 1%

Legend:
MT Men's Team



DETAILED CONTEST RESULTS

团体比赛详细成绩 / RÉSULTATS DÉTAILLÉS DU CONCOURS

KOREA (KOR) 3-1 AUSTRIA (AUT)

Match 1 OH Sang Eun (KOR) 3-1 SCHLAGER Werner (AUT)

Match Summary		Match	Game 1	Game 2	Game 3	Game 4	Game 5
OH Sang Eun	KOR	3	10	11	11	11	
SCHLAGER Werner	AUT	1	12	5	8	5	
Duration of Match 1		32min	7min	4min	6min	6min	

Contest No.: MT31 Table: 1 Umpires: DEMARIO Leonor (BRA) LIU Jingli (CHN)

Game Statistics	OH Sang Eun (KOR)						SCHLAGER Werner (AUT)					
	Game					Match	Game					Match
	1	2	3	4	5		1	2	3	4	5	
Points won	10	11	11	11		43	12	5	8	5		30
Service %	10%	27%	18%	27%		20%	0%	60%	0%	0%		10%
Third Ball %	20%	18%	27%	18%		20%	16%	20%	25%	60%		26%
Attacking %	40%	18%	27%	18%		25%	41%	20%	50%	20%		36%
Defending %	30%	27%	27%	36%		30%	41%	0%	12%	20%		23%
Counterattacking %	0%	0%	0%	0%		0%	0%	0%	12%	0%		3%
Other %	0%	9%	0%	0%		2%	0%	0%	0%	0%		0%
Biggest lead	4	6	3	6			2	0	2	2		
Handedness/Grip	Right/						Right/					

Game Progress

1	OH Sang Eun (KOR)	0	*1	2	*3	5	*6	7	*8	10	*10	10	*10	10
	SCHLAGER Wer. (AUT)	*0	1	*2	3	*3	4	*5	6	*6	8	*10	11	12
2	OH Sang Eun (KOR)	*0	2	*3	5	*5	7	*8	10	11				
	SCHLAGER Wer. (AUT)	0	*0	1	*1	3	*3	4	*4	5				
3	OH Sang Eun (KOR)	0	*0	2	*3	4	*5	7	*8	8	*10	11		
	SCHLAGER Wer. (AUT)	*0	2	*2	3	*4	5	*5	6	*8	8	8		
4	OH Sang Eun (KOR)	*0	1	*1	3	*5	7	*7	9	11				
	SCHLAGER Wer. (AUT)	0	*1	3	*3	3	*3	5	*5	5				

Note:
 AT denotes server. For the definition of the statistics refer to "Competition Format and Rules" report



DETAILED CONTEST RESULTS

团体比赛详细成绩 / RÉSULTATS DÉTAILLÉS DU CONCOURS

KOREA (KOR) 3-1 AUSTRIA (AUT)

Match 2 RYU Seung Min (KOR) 1-3 GARDOS Robert (AUT)

Match Summary		Match	Game 1	Game 2	Game 3	Game 4	Game 5
RYU Seung Min	KOR	1	12	8	13	5	
GARDOS Robert	AUT	3	14	11	11	11	
Duration of Match 2		37min	8min	5min	9min	4min	

Contest No.: MT31 Table: 1 Umpires: DEMARIO Leonor (BRA) LIU Jingli (CHN)

Game Statistics	RYU Seung Min (KOR)					Match	GARDOS Robert (AUT)					Match
	Game						Game					
	1	2	3	4	5		1	2	3	4	5	
Points won	12	8	13	5		38	14	11	11	11		47
Service %	1 8%	2 25%	1 7%	0 0%		4 10%	0 0%	2 18%	0 0%	2 18%		4 8%
Third Ball %	2 16%	1 12%	3 23%	1 20%		7 18%	3 21%	1 9%	1 9%	0 0%		5 10%
Attacking %	4 33%	0 0%	4 30%	0 0%		8 21%	7 50%	4 36%	4 36%	2 18%		17 36%
Defending %	4 33%	5 62%	2 15%	4 80%		15 39%	2 14%	3 27%	1 9%	5 45%		11 23%
Counterattacking %	1 8%	0 0%	3 23%	0 0%		4 10%	1 7%	1 9%	5 45%	2 18%		9 19%
Other %	0 0%	0 0%	0 0%	0 0%		0 0%	1 7%	0 0%	0 0%	0 0%		1 2%
Biggest lead	5	1	3	0			2	4	1	7		
Handedness/Grip	Right/						Right/					

Game Progress

1	RYU Seung Min (KOR)	*0	2	*3	4	*6	7	*8	8	*8	9	*10	10	*11	11	*12	12	12
	GARDOS Robert (AUT)	0	*0	1	*2	2	*3	4	*6	8	*9	10	*11	11	*12	12	*13	14
2	RYU Seung Min (KOR)	0	*1	2	*2	3	*3	5	*7	7	*8	8						
	GARDOS Robert (AUT)	*0	1	*2	4	*5	7	*7	7	*9	10	11						
3	RYU Seung Min (KOR)	*0	1	*2	4	*5	6	*7	8	*9	10	*10	10	*11	12	13		
	GARDOS Robert (AUT)	0	*1	2	*2	3	*4	5	*6	7	*8	10	*11	11	*11	11		
4	RYU Seung Min (KOR)	0	*0	0	*0	1	*2	3	*4	5								
	GARDOS Robert (AUT)	*0	2	*4	6	*7	8	*9	10	11								

Note:

* indicates server. For the definition of the statistics refer to "Competition Format and Rules" report



DETAILED CONTEST RESULTS

團體比賽詳細成績 / RÉSULTATS DÉTAILLÉS DU CONCOURS

KOREA (KOR) 3-1 AUSTRIA (AUT)

Match 3 YOON Jae Young (KOR) 3-0 CHEN Weixing (AUT)
OH Sang Eun GARDOS Robert

Match Summary		Match	Game 1	Game 2	Game 3	Game 4	Game 5
YOON/OH	KOR	3	11	11	13		
CHEN/GARDOS	AUT	0	8	4	11		
Duration of Match 3		24min	5min	4min	6min		

Contest No.: MT31 Table: 1 Umpires: DEMARIO Leonor (BRA) LIU Jingli (CHN)

Game Statistics	YOON/OH (KOR)						CHEN/GARDOS (AUT)					
	Game					Match	Game					Match
	1	2	3	4	5		1	2	3	4	5	
Points won	11	11	13			35	8	4	11			23
Service %	0 0%	1 9%	1 7%			2 5%	0 0%	0 0%	1 9%			1 4%
Third Ball %	1 9%	0 0%	3 23%			4 11%	1 12%	0 0%	1 9%			2 8%
Attacking %	6 54%	6 54%	4 30%			16 45%	6 75%	1 25%	5 45%			12 52%
Defending %	0 0%	1 9%	1 7%			2 5%	0 0%	3 75%	4 36%			7 30%
Counterattacking %	3 27%	3 27%	1 7%			7 20%	1 12%	0 0%	0 0%			1 4%
Other %	1 9%	0 0%	3 23%			4 11%	0 0%	0 0%	0 0%			0 0%
Biggest lead	3	7	4				3	2	0			
Handedness/Grip	Left/ - Right/						Right/ - Right/					

Game Progress

1	YOON/OH (KOR)	0	*_0	1	_*3	3	*_5	6	_*8	8	*_10	11				
	CHEN/GARDOS (AUT)	_*0	2	*_3	3	_*5	5	*_6	6	_*8	8	8				
2	YOON/OH (KOR)	*_0	0	_*2	4	*_5	7	_*8	10	11						
	CHEN/GARDOS (AUT)	0	_*2	2	*_2	3	_*3	4	*_4	4						
3	YOON/OH (KOR)	0	*_1	2	_*4	5	*_6	7	_*8	10	*_10	10	*_11	11	*_12	13
	CHEN/GARDOS (AUT)	_*0	1	*_2	2	_*3	4	*_5	6	_*6	8	*_10	10	_*11	11	11

Note:

"*-" denotes first player of pair is server, "-*" denotes second player of pair is server. For the definition of the statistics refer to "Competition Format and Rules" report



DETAILED CONTEST RESULTS

团体比赛详细成绩 / RÉSULTATS DÉTAILLÉS DU CONCOURS

KOREA (KOR) 3-1 AUSTRIA (AUT)

Match 4 RYU Seung Min (KOR) 3-0 CHEN Weixing (AUT)

Match Summary		Match	Game 1	Game 2	Game 3	Game 4	Game 5
RYU Seung Min	KOR	3	11	11	11		
CHEN Weixing	AUT	0	9	5	7		
Duration of Match 4		21min	5min	4min	5min		

Contest No.: MT31 Table: 1 Umpires: DEMARIO Leonor (BRA) LIU Jingli (CHN)

Game Statistics	RYU Seung Min (KOR)						CHEN Weixing (AUT)					
	Game					Match	Game					Match
	1	2	3	4	5		1	2	3	4	5	
Points won	11	11	11			33	9	5	7			21
Service %	0	3	0			3	1	0	0			1
	0%	27%	0%			9%	11%	0%	0%			4%
Third Ball %	1	1	1			3	2	1	0			3
	9%	9%	9%			9%	22%	20%	0%			14%
Attacking %	6	6	6			18	1	1	1			3
	54%	54%	54%			54%	11%	20%	14%			14%
Defending %	2	1	3			6	4	3	3			10
	18%	9%	27%			18%	44%	60%	42%			47%
Counterattacking %	1	0	1			2	1	0	2			3
	9%	0%	9%			6%	11%	0%	28%			14%
Other %	1	0	0			1	0	0	1			1
	9%	0%	0%			3%	0%	0%	14%			4%
Biggest lead	2	6	4				2	2	0			
Handedness/Grip	Right/						Right/					

Game Progress

1	RYU Seung Min (KOR)	0	*1	2	*2	4	*5	5	*7	8	*9	11
	CHEN Weixing (AUT)	*0	1	*2	4	*4	5	*7	7	*8	9	9
2	RYU Seung Min (KOR)	*0	1	*1	3	*4	5	*7	9	11		
	CHEN Weixing (AUT)	0	*1	3	*3	4	*5	5	*5	5		
3	RYU Seung Min (KOR)	0	*2	2	*4	6	*7	8	*9	9	11	
	CHEN Weixing (AUT)	*0	0	*2	2	*2	3	*4	5	*7	7	

Note:

* indicates server. For the definition of the statistics refer to "Competition Format and Rules" report



DETAILED CONTEST RESULTS

团体比赛详细成绩 / RÉSULTATS DÉTAILLÉS DU CONCOURS

GERMANY (GER) 0-3 CHINA (CHN)

Contest No.: MT32 Table: 1 Umpires: MUGWANYA Ronald (UGA) DA SILVA Carlos (POR)

Match 1			Match	Game 1	Game 2	Game 3	Game 4	Game 5
A	OVTCHAROV Dimitrij	GER	0	4	8	7		
X	WANG Hao	CHN	3	11	11	11		
Duration of Match 1			21min	3min	5min	4min		
Match 2			Match	Game 1	Game 2	Game 3	Game 4	Game 5
B	BOLL Timo	GER	1	7	11	4	7	
Y	MA Lin	CHN	3	11	8	11	11	
Duration of Match 2			34min	6min	5min	4min	7min	
Match 3			Match	Game 1	Game 2	Game 3	Game 4	Game 5
C/B	SUSS/BOLL	GER	1	13	5	8	7	
Z/X	WANG/WANG	CHN	3	11	11	11	11	
Duration of Match 3			27min	5min	3min	4min	4min	
Duration of Contest				1h 23min				

Contest Statistics	GERMANY (GER)						CHINA (CHN)					
	Match					Contest	Match					Contest
	1	2	3	4	5		1	2	3	4	5	
Points won	19	29	33			81	33	41	44			118
Service %	2 10%	0 0%	4 12%			6 7%	5 15%	7 17%	3 6%			15 12%
Third Ball %	5 26%	6 20%	2 6%			13 16%	6 18%	11 26%	6 13%			23 19%
Attacking %	5 26%	7 24%	9 27%			21 25%	16 48%	12 29%	18 40%			46 38%
Defending %	2 10%	6 20%	7 21%			15 18%	0 0%	1 2%	2 4%			3 2%
Counterattacking %	5 26%	10 34%	10 30%			25 30%	4 12%	10 24%	12 27%			26 22%
Other %	0 0%	0 0%	1 3%			1 1%	2 6%	0 0%	3 6%			5 4%

Legend:
 MT Men's Team



DETAILED CONTEST RESULTS

团体比赛详细成绩 / RÉSULTATS DÉTAILLÉS DU CONCOURS

GERMANY (GER) 0-3 CHINA (CHN)

Match 1 OVTCHAROV Dimitrij (GER) 0-3 WANG Hao (CHN)

Match Summary		Match	Game 1	Game 2	Game 3	Game 4	Game 5
OVTCHAROV Dimitrij	GER	0	4	8	7		
WANG Hao	CHN	3	11	11	11		
Duration of Match 1		21min	3min	5min	4min		

Contest No.: MT32 Table: 1 Umpires: MUGWANYA Ronald (UGA) DA SILVA Carlos (POR)

Game Statistics	OVTCHAROV Dimitrij (GER)						WANG Hao (CHN)					
	Game					Match	Game					Match
	1	2	3	4	5		1	2	3	4	5	
Points won	4	8	7			19	11	11	11			33
Service %	1 25%	0 0%	1 14%			2 10%	0 0%	2 18%	3 27%			5 15%
Third Ball %	1 25%	2 25%	2 28%			5 26%	2 18%	3 27%	1 9%			6 18%
Attacking %	0 0%	3 37%	2 28%			5 26%	6 54%	4 36%	6 54%			16 48%
Defending %	0 0%	1 12%	1 14%			2 10%	0 0%	0 0%	0 0%			0 0%
Counterattacking %	2 50%	2 25%	1 14%			5 26%	2 18%	1 9%	1 9%			4 12%
Other %	0 0%	0 0%	0 0%			0 0%	1 9%	1 9%	0 0%			2 6%
Biggest lead	0	2	1				7	3	7			
Handedness/Grip	Right/						Right/					

Game Progress

1	OVTCHAROV Di. (GER)	*0	0	*1	2	*2	3	*4	4	4		
	WANG Hao (CHN)	0	*2	3	*4	6	*7	8	*10	11		
2	OVTCHAROV Di. (GER)	0	*1	2	*2	4	*6	6	*6	7	*8	8
	WANG Hao (CHN)	*0	1	*2	4	*4	4	*6	8	*9	10	11
3	OVTCHAROV Di. (GER)	*0	1	*1	1	*1	2	*3	5	*6	7	
	WANG Hao (CHN)	0	*1	3	*5	7	*8	9	*9	10	11	

Note:

*1*1*1* denotes server. For the definition of the statistics refer to "Competition Format and Rules" report



DETAILED CONTEST RESULTS

团体比赛详细成绩 / RÉSULTATS DÉTAILLÉS DU CONCOURS

GERMANY (GER) 0-3 CHINA (CHN)

Match 2 BOLL Timo (GER) 1-3 MA Lin (CHN)

Match Summary		Match	Game 1	Game 2	Game 3	Game 4	Game 5
BOLL Timo	GER	1	7	11	4	7	
MA Lin	CHN	3	11	8	11	11	
Duration of Match 2		34min	6min	5min	4min	7min	

Contest No.: MT32 Table: 1 Umpires: MUGWANYA Ronald (UGA) DA SILVA Carlos (POR)

Game Statistics	BOLL Timo (GER)						MA Lin (CHN)					
	Game					Match	Game					Match
	1	2	3	4	5		1	2	3	4	5	
Points won	7	11	4	7		29	11	8	11	11		41
Service %	0	0	0	0		0	2	2	2	1		7
	0%	0%	0%	0%		0%	18%	25%	18%	9%		17%
Third Ball %	1	3	1	1		6	3	1	4	3		11
	14%	27%	25%	14%		20%	27%	12%	36%	27%		26%
Attacking %	0	4	1	2		7	4	3	2	3		12
	0%	36%	25%	28%		24%	36%	37%	18%	27%		29%
Defending %	3	2	1	0		6	0	0	0	1		1
	42%	18%	25%	0%		20%	0%	0%	0%	9%		2%
Counterattacking %	3	2	1	4		10	2	2	3	3		10
	42%	18%	25%	57%		34%	18%	25%	27%	27%		24%
Other %	0	0	0	0		0	0	0	0	0		0
	0%	0%	0%	0%		0%	0%	0%	0%	0%		0%
Biggest lead	2	6	1	0			4	0	7	4		
Handedness/Grip	Left/						Right/					

Game Progress

1	BOLL Timo (GER)	0	*2	2	*2	3	*3	5	*6	7	7
	MA Lin (CHN)	*0	0	*2	4	*5	7	*7	8	*9	11
2	BOLL Timo (GER)	*0	2	*3	5	*7	7	*7	9	*9	11
	MA Lin (CHN)	0	*0	1	*1	1	*3	5	*5	7	*8
3	BOLL Timo (GER)	0	*1	2	*2	3	*3	4	*4	4	
	MA Lin (CHN)	*0	1	*2	4	*5	7	*8	10	11	
4	BOLL Timo (GER)	*0	0	*1	3	*3	4	*5	7	*7	7
	MA Lin (CHN)	0	*2	3	*3	5	*6	7	*7	9	11

Note:

* indicates server. For the definition of the statistics refer to "Competition Format and Rules" report



DETAILED CONTEST RESULTS

团体比赛详细成绩 / RÉSULTATS DÉTAILLÉS DU CONCOURS

GERMANY (GER) 0-3 CHINA (CHN)

Match 3 SUSS Christian (GER) 1-3 WANG Liqin (CHN)
 BOLL Timo WANG Hao

Match Summary		Match	Game 1	Game 2	Game 3	Game 4	Game 5
SUSS/BOLL	GER	1	13	5	8	7	
WANG/WANG	CHN	3	11	11	11	11	
Duration of Match 3		27min	5min	3min	4min	4min	

Contest No.: MT32 Table: 1 Umpires: MUGWANYA Ronald (UGA) DA SILVA Carlos (POR)

Game Statistics	SUSS/BOLL (GER)					Match	WANG/WANG (CHN)					Match
	Game						Game					
	1	2	3	4	5		1	2	3	4	5	
Points won	13	5	8	7		33	11	11	11	11		44
Service %	1 7%	2 40%	1 12%	0 0%		4 12%	0 0%	0 0%	3 27%	0 0%		3 6%
Third Ball %	1 7%	0 0%	1 12%	0 0%		2 6%	1 9%	1 9%	1 9%	3 27%		6 13%
Attacking %	5 38%	0 0%	3 37%	1 14%		9 27%	5 45%	5 45%	3 27%	5 45%		18 40%
Defending %	2 15%	2 40%	1 12%	2 28%		7 21%	0 0%	1 9%	1 9%	0 0%		2 4%
Counterattacking %	4 30%	1 20%	1 12%	4 57%		10 30%	4 36%	3 27%	3 27%	2 18%		12 27%
Other %	0 0%	0 0%	1 12%	0 0%		1 3%	1 9%	1 9%	0 0%	1 9%		3 6%
Biggest lead	3	0	2	0			4	7	3	5		
Handedness/Grip	Right/ - Left/						Right/ - Right/					

Game Progress

1	SUSS/BOLL (GER)	_ *0	1	* _1	1	_ *3	4	* _6	7	_ *9	10	* _10	10	_ *11	12	13
	WANG/WANG (CHN)	0	_ *1	3	* _5	5	_ *6	6	* _7	7	_ *8	10	* _11	11	_ *11	11
2	SUSS/BOLL (GER)	0	* _1	1	_ *1	2	* _2	3	_ *4							5
	WANG/WANG (CHN)	* _0	1	_ *3	5	* _6	8	_ *9	10							11
3	SUSS/BOLL (GER)	_ *0	1	2	* _2	3	_ *4	5	* _7	7	_ *7	8				8
	WANG/WANG (CHN)	0	* _1	_ *1	2	* _3	4	_ *5	5	* _7	9	_ *10				11
4	SUSS/BOLL (GER)	0	* _1	1	_ *2	2	* _3	4	_ *5	6						7
	WANG/WANG (CHN)	* _0	1	_ *3	4	* _6	7	_ *8	9	* _10						11

Note:

"*" denotes first player of pair is server, "-" denotes second player of pair is server. For the definition of the statistics refer to "Competition Format and Rules" report



PLAYER STATISTICS As of 18 AUG 2008

选手技术统计 / STATISTIQUES DU JOUEUR MEN'S TEAMS

Players	NOC	Matches				Games				Match Duration																	
		Played	Won	Lost	%Won	Played	Won	Lost	%Won	All	Average																
CHIANG Peng-Lung Right	TPE	4	1	3	25%	16	7	9	43%	1h 51min	27min																
		Points Won				Points Lost																					
		Total	Service	3rd ball	Attack	Defend	CntAtt	Other	Total	Service	3rd ball	Attack	Defend	CntAtt	Other												
		%	%	%	%	%	%		%	%	%	%	%	%													
		155	15	9	28	18	54	34	46	29	10	6	2	1	168	21	12	38	22	55	32	42	25	6	3	6	3
SMIRNOV Alexei Right	RUS	3	1	2	33%	13	6	7	46%	1h 27min	29min																
		Points Won				Points Lost																					
		Total	Service	3rd ball	Attack	Defend	CntAtt	Other	Total	Service	3rd ball	Attack	Defend	CntAtt	Other												
		%	%	%	%	%	%		%	%	%	%	%	%													
		125	15	12	5	4	56	44	25	20	24	19	0	0	130	13	10	2	1	45	34	42	32	24	18	4	3
KO Lai Chak Left	HKG	3	1	2	33%	14	6	8	42%	1h 39min	33min																
		Points Won				Points Lost																					
		Total	Service	3rd ball	Attack	Defend	CntAtt	Other	Total	Service	3rd ball	Attack	Defend	CntAtt	Other												
		%	%	%	%	%	%		%	%	%	%	%	%													
		125	11	8	21	16	52	41	26	20	12	9	3	2	132	11	8	22	16	54	40	24	18	15	11	6	4
KUZMIN Fedor Right	RUS	3	1	2	33%	13	6	7	46%	1h 29min	29min																
		Points Won				Points Lost																					
		Total	Service	3rd ball	Attack	Defend	CntAtt	Other	Total	Service	3rd ball	Attack	Defend	CntAtt	Other												
		%	%	%	%	%	%		%	%	%	%	%	%													
		112	16	14	8	7	53	47	10	8	25	22	0	0	128	14	10	12	9	60	46	24	18	17	13	1	0
MEROTOHUN Monday Right	NGR	3	1	2	33%	13	6	7	46%	1h 05min	21min																
		Points Won				Points Lost																					
		Total	Service	3rd ball	Attack	Defend	CntAtt	Other	Total	Service	3rd ball	Attack	Defend	CntAtt	Other												
		%	%	%	%	%	%		%	%	%	%	%	%													
		103	14	13	4	3	36	34	32	31	14	13	3	2	130	20	15	9	6	51	39	24	18	23	17	3	2
YANG Zi	SIN	3	1	2	33%	13	5	8	38%	1h 28min	29min																
		Points Won				Points Lost																					
		Total	Service	3rd ball	Attack	Defend	CntAtt	Other	Total	Service	3rd ball	Attack	Defend	CntAtt	Other												
		%	%	%	%	%	%		%	%	%	%	%	%													
		107	19	17	19	17	39	36	17	15	10	9	3	2	119	17	14	17	14	48	40	24	20	11	9	2	1
MONTEIRO Thiago Right	BRA	3	1	2	33%	11	5	6	45%	1h 19min	26min																
		Points Won				Points Lost																					
		Total	Service	3rd ball	Attack	Defend	CntAtt	Other	Total	Service	3rd ball	Attack	Defend	CntAtt	Other												
		%	%	%	%	%	%		%	%	%	%	%	%													
		106	10	9	9	8	54	50	16	15	14	13	3	2	109	18	16	19	17	47	43	11	10	12	11	2	1
GERELL Par Left	SWE	2	1	1	50%	10	5	5	50%	1h 16min	38min																
		Points Won				Points Lost																					
		Total	Service	3rd ball	Attack	Defend	CntAtt	Other	Total	Service	3rd ball	Attack	Defend	CntAtt	Other												
		%	%	%	%	%	%		%	%	%	%	%	%													
		91	18	19	17	18	37	40	7	7	10	10	2	2	101	14	13	10	9	53	52	12	11	10	9	2	1
KREANGA Kalinikos Right	GRE	3	1	2	33%	10	4	6	40%	1h 07min	22min																
		Points Won				Points Lost																					
		Total	Service	3rd ball	Attack	Defend	CntAtt	Other	Total	Service	3rd ball	Attack	Defend	CntAtt	Other												
		%	%	%	%	%	%		%	%	%	%	%	%													
		94	13	13	15	15	31	32	25	26	8	8	2	2	89	10	11	14	15	35	39	24	26	5	5	1	1
HOYAMA Hugo Left	BRA	3	1	2	33%	11	4	7	36%	59min	19min																
		Points Won				Points Lost																					
		Total	Service	3rd ball	Attack	Defend	CntAtt	Other	Total	Service	3rd ball	Attack	Defend	CntAtt	Other												
		%	%	%	%	%	%		%	%	%	%	%	%													
		83	17	20	16	19	28	33	16	19	3	3	3	3	113	25	22	25	22	36	31	20	17	5	4	2	1

Note: For the definition of the statistics refer to 'Competition Format and Rules' report

Legend: **Attack** Attacking **CntAtt** CounterAttacking **Defend** Defending



TOURNAMENT STATISTICS As of 18 AUG 2008
 比赛技术统计 / STATISTIQUES DE LA COMPÉTITION
MEN'S TEAMS

Statistics	Round Robin					Bronze Play Off Round 1	Semi- finals	Bronze Play Off Round 2	Finals	Total
	Group A	Group B	Group C	Group D	Total					
Number of contests	6	6	6	6	24	2	2	2	2	32
Number of matches	18	20	23	21	82	7	8	8	7	112
Number of games	61	79	87	87	314	26	35	34	25	434
Number of games won by 2 point difference	14	25	23	35	97	17	13	13	6	146
%	22%	31%	26%	40%	30%	65%	37%	38%	24%	33%
Number of games won by 5 or more point diff.	25	29	40	32	126	3	13	9	8	159
%	40%	36%	45%	36%	40%	11%	37%	26%	32%	36%
Total points scored	1089	1460	1609	1625	5783	537	666	649	469	8104
per game	17.85	18.48	18.49	18.68	18.42	20.65	19.03	19.09	18.76	18.67
Service	112	168	226	172	678	68	70	53	48	917
per game	1.84	2.13	2.60	1.98	2.16	2.62	2.00	1.56	1.92	2.11
Third Ball	119	163	265	144	691	89	110	81	77	1048
per game	1.95	2.06	3.05	1.66	2.20	3.42	3.14	2.38	3.08	2.41
Attacking	439	682	622	692	2435	266	298	336	163	3498
per game	7.20	8.63	7.15	7.95	7.75	10.23	8.51	9.88	6.52	8.06
Defending	314	318	335	390	1357	85	122	133	89	1786
per game	5.15	4.03	3.85	4.48	4.32	3.27	3.49	3.91	3.56	4.12
Counterattacking	83	95	123	206	507	18	52	23	78	678
per game	1.36	1.20	1.41	2.37	1.61	0.69	1.49	0.68	3.12	1.56
Other	22	32	41	23	118	11	14	23	14	180
per game	0.36	0.41	0.47	0.26	0.38	0.42	0.40	0.68	0.56	0.41
Total duration	6h40min	9h32min	9h48min	9h25min	35h26min	3h32min	4h40min	4h13min	3h20min	51h12min
Avg. contest duration	1h06min	1h35min	1h38min	1h34min	1h28min	1h46min	2h20min	2h06min	1h40min	1h36min

Note:
 For the definition of the statistics refer to "Competition Format and Rules" report



COMPETITION SUMMARY As of 17 AUG 2008
 成绩公报 / RÉSUMÉ DE LA COMPÉTITION

Group A

First Stage (Round Robin)

Rank	Team	Pts	Contests			Matches		Games		Points F:A	Team	CHN	AUT	CRO	DOM
			P	W	L	F	A	F	A						
1	CHN	6	3	3	0	9	0	27	2	317:150	CHN		3:0 (3:1,3:0,3:0)	3:0 (3:0,3:1,3:0)	3:0 (3:0,3:0,3:0)
2	AUT	5	3	2	1	6	3	19	15	310:311	AUT	0:3 (1:3,0:3,0:3)		3:0 (3:2,3:1,3:2)	3:0 (3:0,3:1,3:0)
3	CRO	4	3	1	2	3	7	15	21	289:325	CRO	0:3 (0:3,1:3,0:3)	0:3 (2:3,1:3,2:3)		3:1 (3:0,0:3,3:0,3:0)
4	DOM	3	3	0	3	1	9	4	27	196:326	DOM	0:3 (0:3,0:3,0:3)	0:3 (0:3,1:3,0:3)	1:3 (0:3,3:0,0:3,0:3)	

Group B

Rank	Team	Pts	Contests			Matches		Games		Points F:A	Team	SIN	USA	NED	NGR
			P	W	L	F	A	F	A						
1	SIN	6	3	3	0	9	0	27	7	363:245	SIN		3:0 (3:1,3:1,3:0)	3:0 (3:2,3:0,3:2)	3:0 (3:0,3:0,3:1)
2	USA	5	3	2	1	6	4	21	14	323:273	USA	0:3 (1:3,1:3,0:3)		3:1 (3:2,3:0,1:3,3:0)	3:0 (3:0,3:0,3:0)
3	NED	4	3	1	2	4	6	18	21	337:353	NED	0:3 (2:3,0:3,2:3)	1:3 (2:3,0:3,3:1,0:3)		3:0 (3:0,3:1,3:1)
4	NGR	3	3	0	3	0	9	3	27	178:330	NGR	0:3 (0:3,0:3,1:3)	0:3 (0:3,0:3,0:3)	0:3 (0:3,1:3,1:3)	

Group C

Rank	Team	Pts	Contests			Matches		Games		Points F:A	Team	HKG	ROU	POL	GER
			P	W	L	F	A	F	A						
1	HKG	6	3	3	0	9	0	27	6	360:269	HKG		3:0 (3:1,3:0,3:2)	3:0 (3:0,3:2,3:0)	3:0 (3:0,3:1,3:0)
2	ROU	5	3	2	1	6	5	23	20	398:401	ROU	0:3 (1:3,0:3,2:3)		3:2 (3:2,3:0,1:3,1:3,3:2)	3:0 (3:0,3:0,3:1)
3	POL	4	3	1	2	5	7	22	25	435:421	POL	0:3 (0:3,2:3,0:3)	2:3 (2:3,0:3,3:1,3:1,2:3)		3:1 (1:3,3:0,3:2,3:0)
4	GER	3	3	0	3	1	9	7	28	285:387	GER	0:3 (0:3,1:3,0:3)	0:3 (0:3,0:3,1:3)	1:3 (3:1,0:3,2:3,0:3)	

Group D

Rank	Team	Pts	Contests			Matches		Games		Points F:A	Team	KOR	JPN	ESP	AUS
			P	W	L	F	A	F	A						
1	KOR	6	3	3	0	9	0	27	6	353:266	KOR		3:0 (3:0,3:1,3:2)	3:0 (3:0,3:0,3:2)	3:0 (3:1,3:0,3:0)
2	JPN	5	3	2	1	6	5	25	21	430:392	JPN	0:3 (0:3,1:3,2:3)		3:2 (2:3,3:1,3:0,2:3,3:2)	3:0 (3:0,3:2,3:1)
3	ESP	4	3	1	2	5	6	20	23	384:401	ESP	0:3 (0:3,0:3,2:3)	2:3 (3:2,1:3,0:3,3:2,2:3)		3:0 (3:0,3:1,3:0)
4	AUS	3	3	0	3	0	9	5	27	233:341	AUS	0:3 (1:3,0:3,0:3)	0:3 (0:3,2:3,1:3)	0:3 (0:3,1:3,0:3)	

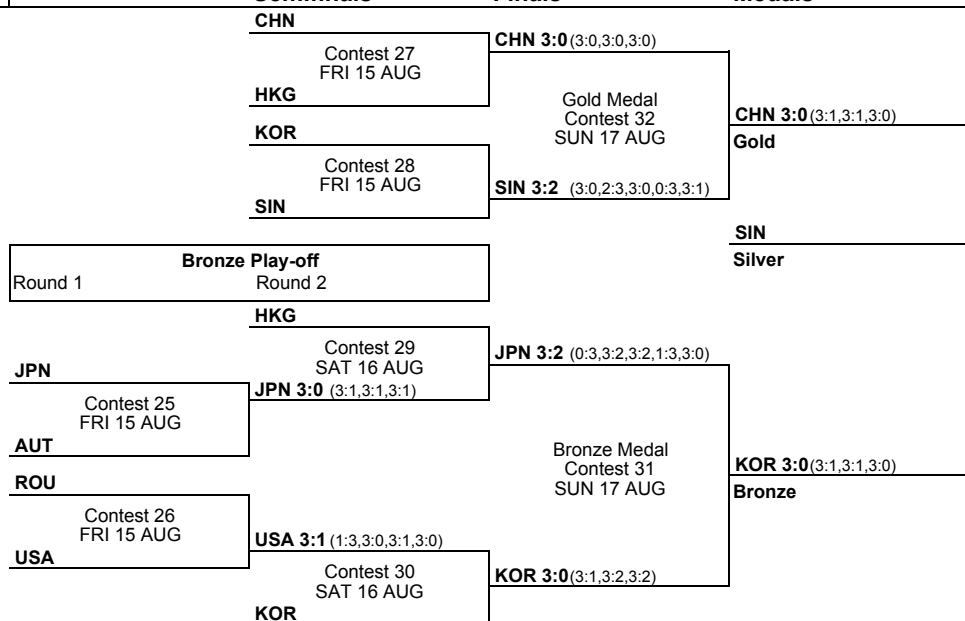
Final Stage:

Semifinals

Finals

Medals

Final Standings



Rk	Team
1	CHN
2	SIN
3	KOR
4	JPN
5	HKG
5	USA
7	AUT
7	ROU
9	AUS
9	CRO
9	DOM
9	ESP
9	GER
9	NED
9	NGR
9	POL

Legend:
 A Against F For L Lost P Played
 Pts Team points Rk Rank W Won



DETAILED CONTEST RESULTS

团体比赛详细成绩 / RÉSULTATS DÉTAILLÉS DU CONCOURS

CHINA (CHN) 3-0 CROATIA (CRO)

Contest No.: WT1

Table: 1

Umpires: GOMEZ Marco (VEN)

DEMARIO Leonor (BRA)

Match 1			Match	Game 1	Game 2	Game 3	Game 4	Game 5
A	ZHANG Yining	CHN	3	11	11	11		
X	BOROS Tamara	CRO	0	4	2	6		
Duration of Match 1			15min	3min	3min	4min		

Match 2			Match	Game 1	Game 2	Game 3	Game 4	Game 5
B	WANG Nan	CHN	3	10	11	11	11	
Y	BAKULA Andrea	CRO	1	12	5	4	9	
Duration of Match 2			29min	6min	5min	4min	7min	

Match 3			Match	Game 1	Game 2	Game 3	Game 4	Game 5
C/A	GUO/ZHANG	CHN	3	11	11	11		
Z/Y	PAOVIC/BAKULA	CRO	0	3	3	2		
Duration of Match 3			13min	3min	3min	3min		

Duration of Contest	58min
---------------------	-------

Contest Statistics	CHINA (CHN)						CROATIA (CRO)					
	Match					Contest	Match					Contest
	1	2	3	4	5		1	2	3	4	5	
Points won	32	43	33			108	13	30	8			51
Service %	2 6%	10 23%	3 9%			15 13%	0 0%	3 10%	0 0%			3 5%
Third Ball %	6 18%	8 18%	6 18%			20 18%	2 15%	3 10%	0 0%			5 9%
Attacking %	16 50%	11 25%	15 45%			42 38%	7 53%	14 46%	2 25%			23 45%
Defending %	2 6%	0 0%	1 3%			3 2%	1 7%	2 6%	1 12%			4 7%
Counterattacking %	4 12%	11 25%	6 18%			21 19%	3 23%	8 26%	4 50%			15 29%
Other %	2 6%	3 6%	2 6%			7 6%	0 0%	0 0%	1 12%			1 1%

Legend:
 WT Women's Team



DETAILED CONTEST RESULTS

团体比赛详细成绩 / RÉSULTATS DÉTAILLÉS DU CONCOURS

CHINA (CHN) 3-0 CROATIA (CRO)

Match 1 ZHANG Yining (CHN) 3-0 BOROS Tamara (CRO)

Match Summary		Match	Game 1	Game 2	Game 3	Game 4	Game 5
ZHANG Yining	CHN	3	11	11	11		
BOROS Tamara	CRO	0	4	2	6		
Duration of Match 1		15min	3min	3min	4min		

Contest No.: WT1

Table: 1

Umpires: GOMEZ Marco (VEN)

DEMARIO Leonor (BRA)

Game Statistics	ZHANG Yining (CHN)						BOROS Tamara (CRO)					
	Game					Match	Game					Match
	1	2	3	4	5		1	2	3	4	5	
Points won	11	11	10			32	4	2	7			13
Service %	1 9%	0 0%	1 10%			2 6%	0 0%	0 0%	0 0%			0 0%
Third Ball %	3 27%	2 18%	1 10%			6 18%	2 50%	0 0%	0 0%			2 15%
Attacking %	6 54%	6 54%	4 40%			16 50%	1 25%	1 50%	5 71%			7 53%
Defending %	0 0%	2 18%	0 0%			2 6%	0 0%	0 0%	1 14%			1 7%
Counterattacking %	1 9%	0 0%	3 30%			4 12%	1 25%	1 50%	1 14%			3 23%
Other %	0 0%	1 9%	1 10%			2 6%	0 0%	0 0%	0 0%			0 0%
Biggest lead	7	9	6				0	0	0			
Handedness/Grip	Right/						Right/					

Game Progress

1	ZHANG Yining (CHN)	*0	2	*3	5	*6	8	*8	10	11	
	BOROS Tamara (CRO)	0	*0	1	*1	2	*2	4	*4	4	
2	ZHANG Yining (CHN)	0	*2	3	*5	7	*8	10	11		
	BOROS Tamara (CRO)	*0	0	*1	1	*1	2	*2	2		
3	ZHANG Yining (CHN)	*0	2	*3	5	*6	7	*8	10	*10	11
	BOROS Tamara (CRO)	0	*0	1	*1	2	*3	4	*4	6	6

Note:

* indicates server. For the definition of the statistics refer to "Competition Format and Rules" report



DETAILED CONTEST RESULTS

团体比赛详细成绩 / RÉSULTATS DÉTAILLÉS DU CONCOURS

CHINA (CHN) 3-0 CROATIA (CRO)

Match 2 WANG Nan (CHN) 3-1 BAKULA Andrea (CRO)

Match Summary		Match	Game 1	Game 2	Game 3	Game 4	Game 5
WANG Nan	CHN	3	10	11	11	11	
BAKULA Andrea	CRO	1	12	5	4	9	
Duration of Match 2		29min	6min	5min	4min	7min	

Contest No.: WT1

Table: 1

Umpires: GOMEZ Marco (VEN)

DEMARIO Leonor (BRA)

Game Statistics	WANG Nan (CHN)						BAKULA Andrea (CRO)					
	Game					Match	Game					Match
	1	2	3	4	5		1	2	3	4	5	
Points won	10	11	11	11		43	12	5	4	9		30
Service %	5	3	1	1		10	3	0	0	0		3
	50%	27%	9%	9%		23%	25%	0%	0%	0%		10%
Third Ball %	1	2	4	1		8	0	1	0	2		3
	10%	18%	36%	9%		18%	0%	20%	0%	22%		10%
Attacking %	1	2	3	5		11	5	2	3	4		14
	10%	18%	27%	45%		25%	41%	40%	75%	44%		46%
Defending %	0	0	0	0		0	1	0	0	1		2
	0%	0%	0%	0%		0%	8%	0%	0%	11%		6%
Counterattacking %	3	2	3	3		11	3	2	1	2		8
	30%	18%	27%	27%		25%	25%	40%	25%	22%		26%
Other %	0	2	0	1		3	0	0	0	0		0
	0%	18%	0%	9%		6%	0%	0%	0%	0%		0%
Biggest lead	0	6	7	3			4	0	0	1		
Handedness/Grip	Left/						Left/					

Game Progress

1	WANG Nan (CHN)	*0	0	*0	2	*2	3	*4	6	*7	9	*10	10	10
	BAKULA Andrea (CRO)	0	*2	4	*4	6	*7	8	*8	9	*9	10	*11	12
2	WANG Nan (CHN)	0	*1	3	*4	5	*6	7	*9	11				
	BAKULA Andrea (CRO)	*0	1	*1	2	*3	4	*5	5	5				
3	WANG Nan (CHN)	*0	2	*4	6	*7	8	*9	10	11				
	BAKULA Andrea (CRO)	0	*0	0	*0	1	*2	3	*4	4				
4	WANG Nan (CHN)	0	*1	3	*4	5	*6	6	*8	8	*9	11		
	BAKULA Andrea (CRO)	*0	1	*1	2	*3	4	*6	6	*8	9	9		

Note:

* indicates server. For the definition of the statistics refer to "Competition Format and Rules" report



DETAILED CONTEST RESULTS

团体比赛详细成绩 / RÉSULTATS DÉTAILLÉS DU CONCOURS

CHINA (CHN) 3-0 CROATIA (CRO)

Match 3 GUO Yue (CHN) 3-0 PAOVIC Sandra (CRO)
 ZHANG Yining BAKULA Andrea

Match Summary		Match	Game 1	Game 2	Game 3	Game 4	Game 5
GUO/ZHANG	CHN	3	11	11	11		
PAOVIC/BAKULA	CRO	0	3	3	2		
Duration of Match 3		13min	3min	3min	3min		

Contest No.: WT1 Table: 1 Umpires: GOMEZ Marco (VEN) DEMARIO Leonor (BRA)

Game Statistics	GUO/ZHANG (CHN)						PAOVIC/BAKULA (CRO)					
	Game					Match	Game					Match
	1	2	3	4	5		1	2	3	4	5	
Points won	11	11	11			33	3	3	2			8
Service %	1 9%	1 9%	1 9%			3 9%	0 0%	0 0%	0 0%			0 0%
Third Ball %	1 9%	4 36%	1 9%			6 18%	0 0%	0 0%	0 0%			0 0%
Attacking %	6 54%	3 27%	6 54%			15 45%	1 33%	1 33%	0 0%			2 25%
Defending %	1 9%	0 0%	0 0%			1 3%	0 0%	0 0%	1 50%			1 12%
Counterattacking %	1 9%	2 18%	3 27%			6 18%	1 33%	2 66%	1 50%			4 50%
Other %	1 9%	1 9%	0 0%			2 6%	1 33%	0 0%	0 0%			1 12%
Biggest lead	8	8	9				0	0	0			
Handedness/Grip	Left/ - Right/						Right/ - Left/					

Game Progress

1	GUO/ZHANG (CHN)	0	*_2	4	_5	7	*_9	9	11
	PAOVIC/BAKULA (CRO)	_0	0	*_0	1	_1	1	*_3	3
2	GUO/ZHANG (CHN)	*_0	2	_4	4	*_5	7	_9	11
	PAOVIC/BAKULA (CRO)	0	_0	0	*_2	3	_3	3	3
3	GUO/ZHANG (CHN)	0	*_2	3	_5	7	*_9	10	11
	PAOVIC/BAKULA (CRO)	_0	0	*_1	1	_1	1	*_2	2

Note:

"*" denotes first player of pair is server, "-" denotes second player of pair is server. For the definition of the statistics refer to "Competition Format and Rules" report



DETAILED CONTEST RESULTS

团体比赛详细成绩 / RÉSULTATS DÉTAILLÉS DU CONCOURS

AUSTRIA (AUT) 3-0 DOMINICAN REP. (DOM)

Contest No.: WT2 Table: 5 Umpires: ZHANG Yingqiu (CHN) LUO Jing (CHN)

Match 1			Match	Game 1	Game 2	Game 3	Game 4	Game 5
A	LIU Jia	AUT	3	14	11	11		
X	WU Xue	DOM	0	12	6	9		
Duration of Match 1			26min	9min	5min	7min		

Match 2			Match	Game 1	Game 2	Game 3	Game 4	Game 5
B	LI Qiangbing	AUT	3	11	11	9	11	
Y	QIAN Lian	DOM	1	9	7	11	4	
Duration of Match 2			23min	5min	4min	5min	3min	

Match 3			Match	Game 1	Game 2	Game 3	Game 4	Game 5
C/B	HEINE/LI	AUT	3	11	11	11		
Z/Y	VALDEZ/QIAN	DOM	0	8	9	4		
Duration of Match 3			14min	3min	4min	3min		

Duration of Contest	1h 04min
---------------------	-----------------

Contest Statistics	AUSTRIA (AUT)						DOMINICAN REP. (DOM)					
	Match					Contest	Match					Contest
	1	2	3	4	5		1	2	3	4	5	
Points won	36	44	33			113	27	33	21			81
Service %	5 13%	8 18%	7 21%			20 17%	7 25%	5 15%	2 9%			14 17%
Third Ball %	4 11%	7 15%	2 6%			13 11%	2 7%	3 9%	3 14%			8 9%
Attacking %	19 52%	16 36%	10 30%			45 39%	3 11%	11 33%	7 33%			21 25%
Defending %	7 19%	11 25%	12 36%			30 26%	10 37%	9 27%	9 42%			28 34%
Counterattacking %	1 2%	2 4%	2 6%			5 4%	5 18%	4 12%	0 0%			9 11%
Other %	0 0%	0 0%	0 0%			0 0%	0 0%	1 3%	0 0%			1 1%

Legend:
 WT Women's Team



DETAILED CONTEST RESULTS

团体比赛详细成绩 / RÉSULTATS DÉTAILLÉS DU CONCOURS

AUSTRIA (AUT) 3-0 DOMINICAN REP. (DOM)

Match 1 LIU Jia (AUT) 3-0 WU Xue (DOM)

Match Summary		Match	Game 1	Game 2	Game 3	Game 4	Game 5
LIU Jia	AUT	3	14	11	11		
WU Xue	DOM	0	12	6	9		
Duration of Match 1		26min	9min	5min	7min		

Contest No.: WT2 Table: 5 Umpires: ZHANG Yingqiu (CHN) LUO Jing (CHN)

Game Statistics	LIU Jia (AUT)						WU Xue (DOM)					
	Game					Match	Game					Match
	1	2	3	4	5		1	2	3	4	5	
Points won	14	11	11			36	12	6	9			27
Service %	3 21%	1 9%	1 9%			5 13%	2 16%	2 33%	3 33%			7 25%
Third Ball %	0 0%	2 18%	2 18%			4 11%	1 8%	1 16%	0 0%			2 7%
Attacking %	8 57%	5 45%	6 54%			19 52%	2 16%	0 0%	1 11%			3 11%
Defending %	2 14%	3 27%	2 18%			7 19%	5 41%	2 33%	3 33%			10 37%
Counterattacking %	1 7%	0 0%	0 0%			1 2%	2 16%	1 16%	2 22%			5 18%
Other %	0 0%	0 0%	0 0%			0 0%	0 0%	0 0%	0 0%			0 0%
Biggest lead	3	5	6				2	0	1			
Handedness/Grip	Left/						/					

Game Progress

1	LIU Jia (AUT)	0	*0	2	*4	5	*6	7	*8	9	*10	10	*10	11	*11	12	*13	14
	WU Xue (DOM)	*0	2	*2	2	*3	4	*5	6	*7	8	*10	11	*11	12	*12	12	12
2	LIU Jia (AUT)	*0	2	*2	4	*5	6	*7	8	*10	11							
	WU Xue (DOM)	0	*0	2	*2	3	*4	5	*6	6	6							
3	LIU Jia (AUT)	0	*1	2	*4	6	*8	8	*9	9	*9	11						
	WU Xue (DOM)	*0	1	*2	2	*2	2	*4	5	*7	9	9						

Note: * indicates server. For the definition of the statistics refer to "Competition Format and Rules" report



DETAILED CONTEST RESULTS

团体比赛详细成绩 / RÉSULTATS DÉTAILLÉS DU CONCOURS

AUSTRIA (AUT) 3-0 DOMINICAN REP. (DOM)

Match 2 LI Qiangbing (AUT) 3-1 QIAN Lian (DOM)

Match Summary		Match	Game 1	Game 2	Game 3	Game 4	Game 5
LI Qiangbing	AUT	3	11	11	9	11	
QIAN Lian	DOM	1	9	7	11	4	
Duration of Match 2		23min	5min	4min	5min	3min	

Contest No.: WT2

Table: 5

Umpires: ZHANG Yingqiu (CHN)

LUO Jing (CHN)

Game Statistics	LI Qiangbing (AUT)					Match	QIAN Lian (DOM)					Match	
	Game						Match	Game					
	1	2	3	4	5			1	2	3	4		5
Points won	13	11	9	11		44	11	7	11	4		33	
Service %	2 15%	2 18%	2 22%	2 18%		8 18%	2 18%	1 14%	2 18%	0 0%		5 15%	
Third Ball %	2 15%	3 27%	2 22%	0 0%		7 15%	0 0%	0 0%	3 27%	0 0%		3 9%	
Attacking %	7 53%	3 27%	2 22%	4 36%		16 36%	4 36%	3 42%	3 27%	1 25%		11 33%	
Defending %	2 15%	3 27%	2 22%	4 36%		11 25%	4 36%	2 28%	1 9%	2 50%		9 27%	
Counterattacking %	0 0%	0 0%	1 11%	1 9%		2 4%	1 9%	1 14%	2 18%	0 0%		4 12%	
Other %	0 0%	0 0%	0 0%	0 0%		0 0%	0 0%	0 0%	0 0%	1 25%		1 3%	
Biggest lead	3	5	4	7			2	1	2	2			
Handedness/Grip	Right/						/						

Game Progress

1	LI Qiangbing (AUT)	*0	0	*1	3	*3	4	*5	5	*6	8	*9	9	11
	QIAN Lian (DOM)	0	*2	1	*1	1	*2	3	*5	6	*6	7	*9	9
2	LI Qiangbing (AUT)	0	*1	3	*5	6	*7	7	*7	9	11			
	QIAN Lian (DOM)	*0	1	*1	1	*2	3	*5	7	*7	7			
3	LI Qiangbing (AUT)	*0	2	*3	5	*6	8	*8	8	*8	9			
	QIAN Lian (DOM)	0	*2	3	*3	4	*4	6	*8	10	11			
4	LI Qiangbing (AUT)	0	*0	1	*2	4	*6	7	*9	10	11			
	QIAN Lian (DOM)	*0	2	*2	2	*2	2	*3	3	*4	4			

Note:

* indicates server. For the definition of the statistics refer to "Competition Format and Rules" report



DETAILED CONTEST RESULTS

团体比赛详细成绩 / RÉSULTATS DÉTAILLÉS DU CONCOURS

AUSTRIA (AUT) 3-0 DOMINICAN REP. (DOM)

Match 3 HEINE Veronika (AUT) 3-0 VALDEZ Joenny (DOM)
LI Qiangbing QIAN Lian

Match Summary		Match	Game 1	Game 2	Game 3	Game 4	Game 5
HEINE/LI	AUT	3	11	11	11		
VALDEZ/QIAN	DOM	0	8	9	4		
Duration of Match 3		14min	3min	4min	3min		

Contest No.: WT2 Table: 5 Umpires: ZHANG Yingqiu (CHN) LUO Jing (CHN)

Game Statistics	HEINE/LI (AUT)						VALDEZ/QIAN (DOM)					
	Game					Match	Game					Match
	1	2	3	4	5		1	2	3	4	5	
Points won	11	11	11			33	8	9	4			21
Service %	3 27%	2 18%	2 18%			7 21%	1 12%	1 11%	0 0%			2 9%
Third Ball %	2 18%	0 0%	0 0%			2 6%	2 25%	1 11%	0 0%			3 14%
Attacking %	1 9%	5 45%	4 36%			10 30%	1 12%	4 44%	2 50%			7 33%
Defending %	5 45%	3 27%	4 36%			12 36%	4 50%	3 33%	2 50%			9 42%
Counterattacking %	0 0%	1 9%	1 9%			2 6%	0 0%	0 0%	0 0%			0 0%
Other %	0 0%	0 0%	0 0%			0 0%	0 0%	0 0%	0 0%			0 0%
Biggest lead	4	4	7				2	1	0			
Handedness/Grip	Right/ - Right/						/ - /					

Game Progress

1	HEINE/LI (AUT)	*_0	_*1	2	*_3	4	_*5	7	_*9	9*_10	11
	VALDEZ/QIAN (DOM)	2	2*_2	3*_4	5*_5	5*_7	8	8			8
2	HEINE/LI (AUT)	*_0	2*_2	3*_5	6*_8	8*_9	10	11			
	VALDEZ/QIAN (DOM)	0*_0	2*_3	3*_4	4*_6	8*_8	9				
3	HEINE/LI (AUT)	0*_2	*_3	3*_5	6*_7	8*_10	11				
	VALDEZ/QIAN (DOM)	*_0	0*_1	1*_2	3*_4	4	4				

Note:

"*-" denotes first player of pair is server, "-*" denotes second player of pair is server. For the definition of the statistics refer to "Competition Format and Rules" report



DETAILED CONTEST RESULTS

团体比赛详细成绩 / RÉSULTATS DÉTAILLÉS DU CONCOURS

CHINA (CHN) 3-0 DOMINICAN REP. (DOM)

Contest No.: WT9 Table: 1 Umpires: GOMEZ Marco (VEN) DEMARIO Leonor (BRA)

Match 1			Match	Game 1	Game 2	Game 3	Game 4	Game 5
A	ZHANG Yining	CHN	3	11	11	11		
X	QIAN Lian	DOM	0	9	3	7		
Duration of Match 1			18min	5min	4min	6min		

Match 2			Match	Game 1	Game 2	Game 3	Game 4	Game 5
B	GUO Yue	CHN	3	11	11	11		
Y	WU Xue	DOM	0	2	8	4		
Duration of Match 2			18min	3min	5min	4min		

Match 3			Match	Game 1	Game 2	Game 3	Game 4	Game 5
C/A	WANG/ZHANG	CHN	3	11	11	11		
Z/X	VALDEZ/QIAN	DOM	0	4	2	2		
Duration of Match 3			10min	2min	2min	2min		

Duration of Contest	47min
---------------------	--------------

Contest Statistics	CHINA (CHN)						DOMINICAN REP. (DOM)					
	Match					Contest	Match					Contest
	1	2	3	4	5		1	2	3	4	5	
Points won	33	33	33			99	19	14	8			41
Service %	1 3%	5 15%	6 18%			12 12%	0 0%	3 21%	1 12%			4 9%
Third Ball %	3 9%	3 9%	3 9%			9 9%	0 0%	1 7%	2 25%			3 7%
Attacking %	14 42%	17 51%	14 42%			45 45%	11 57%	4 28%	3 37%			18 43%
Defending %	8 24%	4 12%	4 12%			16 16%	5 26%	3 21%	1 12%			9 21%
Counterattacking %	7 21%	3 9%	4 12%			14 14%	2 10%	0 0%	0 0%			2 4%
Other %	0 0%	1 3%	2 6%			3 3%	1 5%	3 21%	1 12%			5 12%

Legend:
 WT Women's Team



DETAILED CONTEST RESULTS

团体比赛详细成绩 / RÉSULTATS DÉTAILLÉS DU CONCOURS

CHINA (CHN) 3-0 DOMINICAN REP. (DOM)

Match 1 ZHANG Yining (CHN) 3-0 QIAN Lian (DOM)

Match Summary		Match	Game 1	Game 2	Game 3	Game 4	Game 5
ZHANG Yining	CHN	3	11	11	11		
QIAN Lian	DOM	0	9	3	7		
Duration of Match 1		18min	5min	4min	6min		

Contest No.: WT9

Table: 1

Umpires: GOMEZ Marco (VEN)

DEMARIO Leonor (BRA)

Game Statistics	ZHANG Yining (CHN)						QIAN Lian (DOM)					
	Game					Match	Game					Match
	1	2	3	4	5		1	2	3	4	5	
Points won	11	11	11			33	9	3	7			19
Service %	0	1	0			1	0	0	0			0
	0%	9%	0%			3%	0%	0%	0%			0%
Third Ball %	1	1	1			3	0	0	0			0
	9%	9%	9%			9%	0%	0%	0%			0%
Attacking %	5	5	4			14	5	2	4			11
	45%	45%	36%			42%	55%	66%	57%			57%
Defending %	3	1	4			8	4	1	0			5
	27%	9%	36%			24%	44%	33%	0%			26%
Counterattacking %	2	3	2			7	0	0	2			2
	18%	27%	18%			21%	0%	0%	28%			10%
Other %	0	0	0			0	0	0	1			1
	0%	0%	0%			0%	0%	0%	14%			5%
Biggest lead	2	8	4				1	1	3			
Handedness/Grip	Right/						/					

Game Progress

1	ZHANG Yining (CHN)	*0	1	*2	3	*4	5	*6	7	*9	9	11
	QIAN Lian (DOM)	0	*1	2	*3	4	*5	6	*7	7	*9	9
2	ZHANG Yining (CHN)	0	*1	2	*4	5	*7	9	11			
	QIAN Lian (DOM)	*0	1	*2	2	*3	3	*3	3			
3	ZHANG Yining (CHN)	*0	1	*1	2	*3	5	*7	8	*9	11	
	QIAN Lian (DOM)	0	*1	3	*4	5	*5	5	*6	7	7	

Note:

* indicates server. For the definition of the statistics refer to "Competition Format and Rules" report



DETAILED CONTEST RESULTS

团体比赛详细成绩 / RÉSULTATS DÉTAILLÉS DU CONCOURS

CHINA (CHN) 3-0 DOMINICAN REP. (DOM)

Match 2 GUO Yue (CHN) 3-0 WU Xue (DOM)

Match Summary		Match	Game 1	Game 2	Game 3	Game 4	Game 5
GUO Yue	CHN	3	11	11	11		
WU Xue	DOM	0	2	8	4		
Duration of Match 2		18min	3min	5min	4min		

Contest No.: WT9

Table: 1

Umpires: GOMEZ Marco (VEN)

DEMARIO Leonor (BRA)

Game Statistics	GUO Yue (CHN)						WU Xue (DOM)					
	Game					Match	Game					Match
	1	2	3	4	5		1	2	3	4	5	
Points won	11	11	11			33	2	8	4			14
Service %	1 9%	2 18%	2 18%			5 15%	0 0%	2 25%	1 25%			3 21%
Third Ball %	1 9%	1 9%	1 9%			3 9%	1 50%	0 0%	0 0%			1 7%
Attacking %	6 54%	7 63%	4 36%			17 51%	0 0%	2 25%	2 50%			4 28%
Defending %	2 18%	0 0%	2 18%			4 12%	0 0%	2 25%	1 25%			3 21%
Counterattacking %	1 9%	1 9%	1 9%			3 9%	0 0%	0 0%	0 0%			0 0%
Other %	0 0%	0 0%	1 9%			1 3%	1 50%	2 25%	0 0%			3 21%
Biggest lead	9	4	7				0	0	0			
Handedness/Grip	Left/						/					

Game Progress

1	GUO Yue (CHN)	*0	2	*4	6	*7	9	*10	11			
	WU Xue (DOM)	0	*0	0	*0	1	*1	2	2			
2	GUO Yue (CHN)	0	*2	2	*3	5	*6	7	*8	10	*10	11
	WU Xue (DOM)	*0	0	*2	3	*3	4	*5	6	*6	8	8
3	GUO Yue (CHN)	*0	1	*3	5	*6	8	*9	10	11		
	WU Xue (DOM)	0	*1	1	*1	2	*2	3	*4	4		

Note:

* indicates server. For the definition of the statistics refer to "Competition Format and Rules" report



DETAILED CONTEST RESULTS

团体比赛详细成绩 / RÉSULTATS DÉTAILLÉS DU CONCOURS

CHINA (CHN) 3-0 DOMINICAN REP. (DOM)

Match 3 WANG Nan (CHN) 3-0 VALDEZ Joenny (DOM)
 ZHANG Yining QIAN Lian

Match Summary		Match	Game 1	Game 2	Game 3	Game 4	Game 5
WANG/ZHANG	CHN	3	11	11	11		
VALDEZ/QIAN	DOM	0	4	2	2		
Duration of Match 3		10min	2min	2min	2min		

Contest No.: WT9

Table: 1

Umpires: GOMEZ Marco (VEN)

DEMARIO Leonor (BRA)

Game Statistics	WANG/ZHANG (CHN)						VALDEZ/QIAN (DOM)					
	Game					Match	Game					Match
	1	2	3	4	5		1	2	3	4	5	
Points won	11	11	11			33	4	2	2			8
Service %	1 9%	3 27%	2 18%			6 18%	0 0%	0 0%	1 50%			1 12%
Third Ball %	1 9%	1 9%	1 9%			3 9%	0 0%	2 100%	0 0%			2 25%
Attacking %	6 54%	3 27%	5 45%			14 42%	3 75%	0 0%	0 0%			3 37%
Defending %	2 18%	1 9%	1 9%			4 12%	1 25%	0 0%	0 0%			1 12%
Counterattacking %	1 9%	2 18%	1 9%			4 12%	0 0%	0 0%	0 0%			0 0%
Other %	0 0%	1 9%	1 9%			2 6%	0 0%	0 0%	1 50%			1 12%
Biggest lead	7	9	9				0	0	0			
Handedness/Grip	Left/ - Right/						/ - /					

Game Progress

1	WANG/ZHANG (CHN)	*_0	1	_*3	5	*_6	7	_*9	10	11
	VALDEZ/QIAN (DOM)	0	_*1	1	*_1	2	_*3	3	*_4	4
2	WANG/ZHANG (CHN)	0	_*2	4	_*4	6	*_8	10	11	
	VALDEZ/QIAN (DOM)	_*0	0	*_0	2	_*2	2	*_2	2	
3	WANG/ZHANG (CHN)	*_0	2	_*4	6	*_8	9	_*10	11	
	VALDEZ/QIAN (DOM)	0	_*0	0	*_0	0	_*1	2	2	

Note:

"*" denotes first player of pair is server, "-" denotes second player of pair is server. For the definition of the statistics refer to "Competition Format and Rules" report



DETAILED CONTEST RESULTS

团体比赛详细成绩 / RÉSULTATS DÉTAILLÉS DU CONCOURS

CROATIA (CRO) 0-3 AUSTRIA (AUT)

Contest No.: WT10

Table: 5

Umpires: ZHANG Yingqiu (CHN)

LUO Jing (CHN)

Match 1			Match	Game 1	Game 2	Game 3	Game 4	Game 5
A	BOROS Tamara	CRO	2	11	8	12	6	5
X	LIU Jia	AUT	3	9	11	10	11	11
Duration of Match 1			39min	5min	6min	7min	5min	6min
Match 2			Match	Game 1	Game 2	Game 3	Game 4	Game 5
B	BAKULA Andrea	CRO	1	9	11	10	6	
Y	LI Qiangbing	AUT	3	11	5	12	11	
Duration of Match 2			27min	6min	4min	7min	4min	
Match 3			Match	Game 1	Game 2	Game 3	Game 4	Game 5
C/B	PAOVIC/BAKULA	CRO	2	11	8	9	11	6
Z/X	HEINE/LIU	AUT	3	7	11	11	9	11
Duration of Match 3			37min	4min	5min	7min	6min	5min

Duration of Contest	1h 44min
---------------------	----------

Contest Statistics	CROATIA (CRO)						AUSTRIA (AUT)					
	Match					Contest	Match					Contest
	1	2	3	4	5		1	2	3	4	5	
Points won	42	36	45			123	52	39	49			140
Service %	4 9%	3 8%	7 15%			14 11%	7 13%	7 17%	5 10%			19 13%
Third Ball %	4 9%	3 8%	0 0%			7 5%	2 3%	3 7%	4 8%			9 6%
Attacking %	6 14%	3 8%	6 13%			15 12%	12 23%	12 30%	17 34%			41 29%
Defending %	19 45%	13 36%	19 42%			51 41%	22 42%	11 28%	17 34%			50 35%
Counterattacking %	8 19%	11 30%	12 26%			31 25%	9 17%	3 7%	6 12%			18 12%
Other %	1 2%	3 8%	1 2%			5 4%	0 0%	3 7%	0 0%			3 2%

Legend:
 WT Women's Team



DETAILED CONTEST RESULTS

团体比赛详细成绩 / RÉSULTATS DÉTAILLÉS DU CONCOURS

CROATIA (CRO) 0-3 AUSTRIA (AUT)

Match 1 BOROS Tamara (CRO) 2-3 LIU Jia (AUT)

Match Summary		Match	Game 1	Game 2	Game 3	Game 4	Game 5
BOROS Tamara	CRO	2	11	8	12	6	5
LIU Jia	AUT	3	9	11	10	11	11
Duration of Match 1		39min	5min	6min	7min	5min	6min

Contest No.: WT10

Table: 5

Umpires: ZHANG Yingqiu (CHN)

LUO Jing (CHN)

Game Statistics	BOROS Tamara (CRO)						LIU Jia (AUT)					
	Game					Match	Game					Match
	1	2	3	4	5		1	2	3	4	5	
Points won	11	8	12	6	5	42	9	11	10	11	11	52
Service %	2 18%	0 0%	2 16%	0 0%	0 0%	4 9%	1 11%	2 18%	2 20%	2 18%	0 0%	7 13%
Third Ball %	4 36%	0 0%	0 0%	0 0%	0 0%	4 9%	1 11%	0 0%	0 0%	1 9%	0 0%	2 3%
Attacking %	1 9%	0 0%	4 33%	0 0%	1 20%	6 14%	2 22%	3 27%	2 20%	1 9%	4 36%	12 23%
Defending %	3 27%	5 62%	4 33%	5 83%	2 40%	19 45%	4 44%	6 54%	3 30%	5 45%	4 36%	22 42%
Counterattacking %	1 9%	3 37%	2 16%	0 0%	2 40%	8 19%	1 11%	0 0%	3 30%	2 18%	3 27%	9 17%
Other %	0 0%	0 0%	0 0%	1 16%	0 0%	1 2%	0 0%	0 0%	0 0%	0 0%	0 0%	0 0%
Biggest lead	4	2	3	1	0		1	3	1	5	6	
Handedness/Grip	Right/						Left/					

Game Progress

1	BOROS Tamara (CRO)	*0	1	*2	4	*5	7	*7	8	*9	10	11		
	LIU Jia (AUT)	0	*1	2	*2	3	*3	5	*6	7	*8	9		
2	BOROS Tamara (CRO)	0	*2	2	*3	3	*5	5	*6	7	*8	8		
	LIU Jia (AUT)	*0	0	*2	3	*5	5	*7	8	*9	10	11		
3	BOROS Tamara (CRO)	*0	1	*2	4	*4	5	*7	8	*9	10	*10	11	12
	LIU Jia (AUT)	0	*1	2	*2	4	*5	5	*6	7	*8	10	*10	10
4	BOROS Tamara (CRO)	0	*1	1	*2	4	*5	5	*6	6	6	6	6	
	LIU Jia (AUT)	*0	1	*3	4	*4	5	*7	8	*10	11	11	11	
5	BOROS Tamara (CRO)	*0	0	*1	2	*3	4	*4	5	5	5	5	5	
	LIU Jia (AUT)	0	*2	3	*4	5	*6	8	*9	11	11	11	11	

Note:

* indicates server. For the definition of the statistics refer to "Competition Format and Rules" report



DETAILED CONTEST RESULTS

团体比赛详细成绩 / RÉSULTATS DÉTAILLÉS DU CONCOURS

CROATIA (CRO) 0-3 AUSTRIA (AUT)

Match 2 BAKULA Andrea (CRO) 1-3 LI Qiangbing (AUT)

Match Summary		Match	Game 1	Game 2	Game 3	Game 4	Game 5
BAKULA Andrea	CRO	1	9	11	10	6	
LI Qiangbing	AUT	3	11	5	12	11	
Duration of Match 2		27min	6min	4min	7min	4min	

Contest No.: WT10

Table: 5

Umpires: ZHANG Yingqiu (CHN)

LUO Jing (CHN)

Game Statistics	BAKULA Andrea (CRO)						LI Qiangbing (AUT)					
	Game					Match	Game					Match
	1	2	3	4	5		1	2	3	4	5	
Points won	9	11	10	6		36	11	5	12	11		39
Service %	11%	0%	20%	0%		8%	18%	0%	25%	18%		17%
Third Ball %	11%	0%	10%	16%		8%	0%	0%	8%	18%		7%
Attacking %	11%	9%	0%	16%		8%	36%	20%	16%	45%		30%
Defending %	0%	63%	30%	50%		36%	27%	60%	33%	9%		28%
Counterattacking %	55%	27%	30%	0%		30%	9%	0%	16%	0%		7%
Other %	11%	0%	10%	16%		8%	9%	20%	0%	9%		7%
Biggest lead	0	6	4	0			3	0	2	5		
Handedness/Grip	Left/						Right/					

Game Progress

1	BAKULA Andrea (CRO)	0	*1	1	*2	3	*5	6	*7	8	*9	9		
	LI Qiangbing (AUT)	*0	1	*3	4	*5	5	*6	7	*8	9	11		
2	BAKULA Andrea (CRO)	*0	2	*4	4	*6	7	*8	9	11				
	LI Qiangbing (AUT)	0	*0	0	*2	2	*3	4	*5	5				
3	BAKULA Andrea (CRO)	0	*2	4	*4	5	*5	6	*7	8	*9	10	*10	10
	LI Qiangbing (AUT)	*0	0	*0	2	*3	5	*6	7	*8	9	*10	11	12
4	BAKULA Andrea (CRO)	*0	1	*1	2	*3	3	*5	5	*6	6			
	LI Qiangbing (AUT)	0	*1	3	*4	5	*7	7	*9	10	11			

Note:

* denotes server. For the definition of the statistics refer to "Competition Format and Rules" report



DETAILED CONTEST RESULTS

团体比赛详细成绩 / RÉSULTATS DÉTAILLÉS DU CONCOURS

CROATIA (CRO) 0-3 AUSTRIA (AUT)

Match 3 PAOVIC Sandra (CRO) 2-3 HEINE Veronika (AUT)
 BAKULA Andrea LIU Jia

Match Summary		Match	Game 1	Game 2	Game 3	Game 4	Game 5
PAOVIC/BAKULA	CRO	2	11	8	9	11	6
HEINE/LIU	AUT	3	7	11	11	9	11
Duration of Match 3		37min	4min	5min	7min	6min	5min

Contest No.: WT10 Table: 5 Umpires: ZHANG Yingqiu (CHN) LUO Jing (CHN)

Game Statistics	PAOVIC/BAKULA (CRO)						HEINE/LIU (AUT)					
	Game					Match	Game					Match
	1	2	3	4	5		1	2	3	4	5	
Points won	11	8	9	11	6	45	7	11	11	9	11	49
Service %	2 18%	3 37%	1 11%	1 9%	0 0%	7 15%	1 14%	1 9%	1 9%	1 11%	1 9%	5 10%
Third Ball %	0 0%	0 0%	0 0%	0 0%	0 0%	0 0%	1 14%	0 0%	1 9%	1 11%	1 9%	4 8%
Attacking %	1 9%	2 25%	3 33%	0 0%	0 0%	6 13%	1 14%	6 54%	4 36%	4 44%	2 18%	17 34%
Defending %	6 54%	3 37%	3 33%	4 36%	3 50%	19 42%	4 57%	4 36%	4 36%	2 22%	3 27%	17 34%
Counterattacking %	1 9%	0 0%	2 22%	6 54%	3 50%	12 26%	0 0%	0 0%	1 9%	1 11%	4 36%	6 12%
Other %	1 9%	0 0%	0 0%	0 0%	0 0%	1 2%	0 0%	0 0%	0 0%	0 0%	0 0%	0 0%
Biggest lead	4	0	0	2	0		0	5	6	3	6	
Handedness/Grip	Right/ - Left/						Right/ - Left/					

Game Progress

1	PAOVIC/BAKULA (CRO)	0	_1	3	*_5	5	_6	7	*_8	9	11	
	HEINE/LIU (AUT)	*_0	1	_1	1	*_3	4	_5	6	*_7	7	
2	PAOVIC/BAKULA (CRO)	_0	0	*_1	2	_3	3	*_4	5	_6	8	8
	HEINE/LIU (AUT)	0	*_2	3	_4	5	*_7	8	_9	10	*_10	11
3	PAOVIC/BAKULA (CRO)	0	_0	0	*_1	2	_3	3	*_5	7	_8	9
	HEINE/LIU (AUT)	*_0	2	_4	5	*_6	7	_9	9	*_9	10	11
4	PAOVIC/BAKULA (CRO)	_0	1	*_1	2	_3	4	*_5	6	_8	9	11
	HEINE/LIU (AUT)	0	*_1	3	_4	5	*_6	7	_8	8	*_9	9
5	PAOVIC/BAKULA (CRO)	0	_0	0	*_1	1	_2	4	*_5	6	6	
	HEINE/LIU (AUT)	*_0	2	_4	5	_7	8	*_8	9	*_10	11	

Note:

"*_1" denotes first player of pair is server, "1_" denotes second player of pair is server. For the definition of the statistics refer to "Competition Format and Rules" report



DETAILED CONTEST RESULTS

团体比赛详细成绩 / RÉSULTATS DÉTAILLÉS DU CONCOURS

CHINA (CHN) 3-0 AUSTRIA (AUT)

Contest No.: WT17 Table: 1 Umpires: McSHANE Mick (AUS) ROBERTS Averil (NZL)

Match 1			Match	Game 1	Game 2	Game 3	Game 4	Game 5
A	GUO Yue	CHN	3	11	11	9	11	
X	LI Qiangbing	AUT	1	7	7	11	4	
Duration of Match 1			27min	5min	5min	6min	3min	
Match 2			Match	Game 1	Game 2	Game 3	Game 4	Game 5
B	WANG Nan	CHN	3	12	11	11		
Y	HEINE Veronika	AUT	0	10	6	1		
Duration of Match 2			16min	7min	4min	2min		
Match 3			Match	Game 1	Game 2	Game 3	Game 4	Game 5
C/A	ZHANG/GUO	CHN	3	11	11	11		
Z/Y	LIU/HEINE	AUT	0	3	3	7		
Duration of Match 3			12min	2min	2min	4min		
Duration of Contest				56min				

Contest Statistics	CHINA (CHN)						AUSTRIA (AUT)					
	Match					Contest	Match					Contest
	1	2	3	4	5		1	2	3	4	5	
Points won	42	34	33			109	29	17	13			59
Service %	7 16%	6 17%	4 12%			17 15%	3 10%	2 11%	2 15%			7 11%
Third Ball %	8 19%	8 23%	6 18%			22 20%	3 10%	2 11%	1 7%			6 10%
Attacking %	16 38%	5 14%	15 45%			36 33%	14 48%	11 64%	5 38%			30 50%
Defending %	6 14%	11 32%	5 15%			22 20%	7 24%	2 11%	3 23%			12 20%
Counterattacking %	5 11%	4 11%	1 3%			10 9%	2 6%	0 0%	1 7%			3 5%
Other %	0 0%	0 0%	2 6%			2 1%	0 0%	0 0%	1 7%			1 1%

Legend:
 WT Women's Team



DETAILED CONTEST RESULTS

团体比赛详细成绩 / RÉSULTATS DÉTAILLÉS DU CONCOURS

CHINA (CHN) 3-0 AUSTRIA (AUT)

Match 1 GUO Yue (CHN) 3-1 LI Qiangbing (AUT)

Match Summary		Match	Game 1	Game 2	Game 3	Game 4	Game 5
GUO Yue	CHN	3	11	11	9	11	
LI Qiangbing	AUT	1	7	7	11	4	
Duration of Match 1		27min	5min	5min	6min	3min	

Contest No.: WT17

Table: 1

Umpires: McSHANE Mick (AUS)

ROBERTS Averil (NZL)

Game Statistics	GUO Yue (CHN)						LI Qiangbing (AUT)					
	Game					Match	Game					Match
	1	2	3	4	5		1	2	3	4	5	
Points won	11	11	9	11		42	7	7	11	4		29
Service %	2 18%	1 9%	1 11%	3 27%		7 16%	0 0%	0 0%	3 27%	0 0%		3 10%
Third Ball %	1 9%	3 27%	2 22%	2 18%		8 19%	0 0%	0 0%	2 18%	1 25%		3 10%
Attacking %	6 54%	4 36%	3 33%	3 27%		16 38%	4 57%	6 85%	3 27%	1 25%		14 48%
Defending %	0 0%	2 18%	2 22%	2 18%		6 14%	2 28%	1 14%	3 27%	1 25%		7 24%
Counterattacking %	2 18%	1 9%	1 11%	1 9%		5 11%	1 14%	0 0%	0 0%	1 25%		2 6%
Other %	0 0%	0 0%	0 0%	0 0%		0 0%	0 0%	0 0%	0 0%	0 0%		0 0%
Biggest lead	4	4	1	7			3	1	5	0		
Handedness/Grip	Left/						Right/					

Game Progress

1	GUO Yue (CHN)	0	*0	1	*3	3	*4	5	*7	9	11	
	LI Qiangbing (AUT)	*0	2	*3	3	*5	6	*7	7	*7	7	
2	GUO Yue (CHN)	*0	1	*2	3	*5	6	*6	7	*9	11	
	LI Qiangbing (AUT)	0	*1	2	*3	3	*4	6	*7	7	7	
3	GUO Yue (CHN)	0	*1	2	*2	3	*3	4	*5	7	*8	9
	LI Qiangbing (AUT)	*0	1	*2	4	*5	7	*8	9	*9	10	11
4	GUO Yue (CHN)	*0	2	*3	5	*7	8	*9	10	11		
	LI Qiangbing (AUT)	0	*0	1	*1	1	*2	3	*4	4		

Note:

* denotes server. For the definition of the statistics refer to "Competition Format and Rules" report



DETAILED CONTEST RESULTS

团体比赛详细成绩 / RÉSULTATS DÉTAILLÉS DU CONCOURS

CHINA (CHN) 3-0 AUSTRIA (AUT)

Match 2 WANG Nan (CHN) 3-0 HEINE Veronika (AUT)

Match Summary		Match	Game 1	Game 2	Game 3	Game 4	Game 5
WANG Nan	CHN	3	12	11	11		
HEINE Veronika	AUT	0	10	6	1		
Duration of Match 2		16min	7min	4min	2min		

Contest No.: WT17

Table: 1

Umpires: McSHANE Mick (AUS)

ROBERTS Averil (NZL)

Game Statistics	WANG Nan (CHN)						HEINE Veronika (AUT)					
	Game					Match	Game					Match
	1	2	3	4	5		1	2	3	4	5	
Points won	12	11	11			34	10	6	1			17
Service %	0%	4%	18%			6%	0%	1%	100%			2%
Third Ball %	2%	3%	3%			8%	0%	2%	0%			2%
Attacking %	16%	9%	18%			23%	0%	33%	0%			11%
Defending %	2%	1%	2%			5%	100%	16%	0%			64%
Counterattacking %	6%	2%	3%			11%	0%	2%	0%			2%
Other %	50%	18%	27%			32%	0%	33%	0%			11%
Biggest lead	2	1	1			4	0	0	0			0
	16%	9%	9%			11%	0%	0%	0%			0%
	0%	0%	0%			0%	0%	0%	0%			0%
Handedness/Grip	2	5	10			4	0	0	0			0
	Left/						Right/					

Game Progress

1	WANG Nan (CHN)	0	*1	2	*2	2	*4	5	*7	8	*10	10	*11	12
	HEINE Veronika (AUT)	*0	1	*2	4	*6	6	*7	7	*8	8	*10	10	10
2	WANG Nan (CHN)	*0	2	*3	5	*6	7	*7	8	*10	11			
	HEINE Veronika (AUT)	0	*0	1	*1	2	*3	5	*6	6	6			
3	WANG Nan (CHN)	0	*2	4	*6	8	*9	11						
	HEINE Veronika (AUT)	*0	0	*0	0	*0	1	1						

Note:

* indicates server. For the definition of the statistics refer to "Competition Format and Rules" report



DETAILED CONTEST RESULTS

团体比赛详细成绩 / RÉSULTATS DÉTAILLÉS DU CONCOURS

CHINA (CHN) 3-0 AUSTRIA (AUT)

Match 3 ZHANG Yining (CHN) 3-0 LIU Jia (AUT)
 GUO Yue HEINE Veronika

Match Summary		Match	Game 1	Game 2	Game 3	Game 4	Game 5
ZHANG/GUO	CHN	3	11	11	11		
LIU/HEINE	AUT	0	3	3	7		
Duration of Match 3		12min	2min	2min	4min		

Contest No.: WT17 Table: 1 Umpires: McSHANE Mick (AUS) ROBERTS Averil (NZL)

Game Statistics	ZHANG/GUO (CHN)						LIU/HEINE (AUT)					
	Game					Match	Game					Match
	1	2	3	4	5		1	2	3	4	5	
Points won	11	11	11			33	3	3	7			13
Service %	3 27%	1 9%	0 0%			4 12%	0 0%	2 66%	0 0%			2 15%
Third Ball %	1 9%	3 27%	2 18%			6 18%	0 0%	0 0%	1 14%			1 7%
Attacking %	5 45%	4 36%	6 54%			15 45%	1 33%	0 0%	4 57%			5 38%
Defending %	2 18%	3 27%	0 0%			5 15%	1 33%	1 33%	1 14%			3 23%
Counterattacking %	0 0%	0 0%	1 9%			1 3%	1 33%	0 0%	0 0%			1 7%
Other %	0 0%	0 0%	2 18%			2 6%	0 0%	0 0%	1 14%			1 7%
Biggest lead	8	8	5				1	0	0			
Handedness/Grip	Right/ - Left/						Left/ - Right/					

Game Progress

1	ZHANG/GUO (CHN)	0	*_1	2	_*4	6	*_8	10	11		
	LIU/HEINE (AUT)	_*0	1	*_2	2	_*2	2	*_2	3		
2	ZHANG/GUO (CHN)	_*0	2	*_3	4	_*6	8	*_9	11		
	LIU/HEINE (AUT)	0	*_0	1	_*2	2	*_2	3	3		
3	ZHANG/GUO (CHN)	0	*_2	4	_*5	6	*_7	7	_*9	10	11
	LIU/HEINE (AUT)	_*0	0	*_0	1	_*2	3	*_5	5	_*6	7

Note:

"*" denotes first player of pair is server, "-" denotes second player of pair is server. For the definition of the statistics refer to "Competition Format and Rules" report



DETAILED CONTEST RESULTS

团体比赛详细成绩 / RÉSULTATS DÉTAILLÉS DU CONCOURS

CROATIA (CRO) 3-1 DOMINICAN REP. (DOM)

Contest No.: WT18

Table: 8

Umpires: XU Ying (CHN)

ZHAO Ying (CHN)

Match 1			Match	Game 1	Game 2	Game 3	Game 4	Game 5
A	PAOVIC Sandra	CRO	3	11	11	11		
X	QIAN Lian	DOM	0	6	4	4		
Duration of Match 1			17min	5min	4min	3min		

Match 2			Match	Game 1	Game 2	Game 3	Game 4	Game 5
B	BAKULA Andrea	CRO	0	6	6	5		
Y	WU Xue	DOM	3	11	11	11		
Duration of Match 2			17min	4min	4min	4min		

Match 3			Match	Game 1	Game 2	Game 3	Game 4	Game 5
C/B	BOROS/BAKULA	CRO	3	11	11	11		
Z/X	VALDEZ/QIAN	DOM	0	4	8	2		
Duration of Match 3			14min	3min	4min	2min		

Match 4			Match	Game 1	Game 2	Game 3	Game 4	Game 5
A	PAOVIC Sandra	CRO	3	11	11	11		
Z	VALDEZ Joenny	DOM	0	6	5	4		
Duration of Match 4			13min	4min	3min	3min		

Duration of Contest	1h 03min
---------------------	-----------------

Contest Statistics	CROATIA (CRO)						DOMINICAN REP. (DOM)					
	Match					Contest	Match					Contest
	1	2	3	4	5		1	2	3	4	5	
Points won	33	17	33	33		116	14	33	14	15		76
Service %	4 12%	1 5%	6 18%	1 3%		12 10%	1 7%	9 27%	1 7%	6 40%		17 22%
Third Ball %	2 6%	3 17%	2 6%	6 18%		13 11%	3 21%	3 9%	0 0%	0 0%		6 7%
Attacking %	11 33%	8 47%	17 51%	18 54%		54 46%	4 28%	10 30%	8 57%	2 13%		24 31%
Defending %	14 42%	4 23%	6 18%	5 15%		29 25%	6 42%	9 27%	5 35%	6 40%		26 34%
Counterattacking %	0 0%	0 0%	1 3%	0 0%		1 0%	0 0%	0 0%	0 0%	0 0%		0 0%
Other %	2 6%	1 5%	1 3%	3 9%		7 6%	0 0%	2 6%	0 0%	1 6%		3 3%

Legend:
 WT Women's Team



DETAILED CONTEST RESULTS

团体比赛详细成绩 / RÉSULTATS DÉTAILLÉS DU CONCOURS

CROATIA (CRO) 3-1 DOMINICAN REP. (DOM)

Match 1 PAOVIC Sandra (CRO) 3-0 QIAN Lian (DOM)

Match Summary		Match	Game 1	Game 2	Game 3	Game 4	Game 5
PAOVIC Sandra	CRO	3	11	11	11		
QIAN Lian	DOM	0	6	4	4		
Duration of Match 1		17min	5min	4min	3min		

Contest No.: WT18

Table: 8

Umpires: XU Ying (CHN)

ZHAO Ying (CHN)

Game Statistics	PAOVIC Sandra (CRO)						QIAN Lian (DOM)					
	Game					Match	Game					Match
	1	2	3	4	5		1	2	3	4	5	
Points won	11	11	11			33	6	4	4			14
Service %	3 27%	0 0%	1 9%			4 12%	1 16%	0 0%	0 0%			1 7%
Third Ball %	0 0%	0 0%	2 18%			2 6%	1 16%	0 0%	2 50%			3 21%
Attacking %	4 36%	5 45%	2 18%			11 33%	2 33%	2 50%	0 0%			4 28%
Defending %	3 27%	5 45%	6 54%			14 42%	2 33%	2 50%	2 50%			6 42%
Counterattacking %	0 0%	0 0%	0 0%			0 0%	0 0%	0 0%	0 0%			0 0%
Other %	1 9%	1 9%	0 0%			2 6%	0 0%	0 0%	0 0%			0 0%
Biggest lead	5	7	7				1	1	0			
Handedness/Grip	Right/						/					

Game Progress

1	PAOVIC Sandra (CRO)	0	*1	3	*5	6	*6	8	*9	10	11
	QIAN Lian (DOM)	*0	1	*1	1	*2	4	*4	5	*6	6
2	PAOVIC Sandra (CRO)	*0	1	*3	4	*6	8	*9	10	11	
	QIAN Lian (DOM)	0	*1	1	*2	2	*2	3	*4	4	
3	PAOVIC Sandra (CRO)	0	*2	3	*5	7	*8	9	*10	11	
	QIAN Lian (DOM)	*0	0	*1	1	*1	2	*3	4	4	

Note:

* indicates server. For the definition of the statistics refer to "Competition Format and Rules" report



DETAILED CONTEST RESULTS

团体比赛详细成绩 / RÉSULTATS DÉTAILLÉS DU CONCOURS

CROATIA (CRO) 3-1 DOMINICAN REP. (DOM)

Match 2 BAKULA Andrea (CRO) 0-3 WU Xue (DOM)

Match Summary		Match	Game 1	Game 2	Game 3	Game 4	Game 5
BAKULA Andrea	CRO	0	6	6	5		
WU Xue	DOM	3	11	11	11		
Duration of Match 2		17min	4min	4min	4min		

Contest No.: WT18

Table: 8

Umpires: XU Ying (CHN)

ZHAO Ying (CHN)

Game Statistics	BAKULA Andrea (CRO)						WU Xue (DOM)					
	Game					Match	Game					Match
	1	2	3	4	5		1	2	3	4	5	
Points won	6	6	5			17	11	11	11			33
Service %	0	0	1			1	3	4	2			9
	0%	0%	20%			5%	27%	36%	18%			27%
Third Ball %	1	0	2			3	0	1	2			3
	16%	0%	40%			17%	0%	9%	18%			9%
Attacking %	2	5	1			8	6	2	2			10
	33%	83%	20%			47%	54%	18%	18%			30%
Defending %	3	0	1			4	1	3	5			9
	50%	0%	20%			23%	9%	27%	45%			27%
Counterattacking %	0	0	0			0	0	0	0			0
	0%	0%	0%			0%	0%	0%	0%			0%
Other %	0	1	0			1	1	1	0			2
	0%	16%	0%			5%	9%	9%	0%			6%
Biggest lead	3	1	0				5	5	6			
Handedness/Grip	Left/						/					

Game Progress

1	BAKULA Andrea (CRO)	0	*2	3	*3	4	*4	4	*5	6	6
	WU Xue (DOM)	*0	0	*1	3	*4	6	*8	9	*10	11
2	BAKULA Andrea (CRO)	*0	1	*1	1	*2	3	*4	5	*6	6
	WU Xue (DOM)	0	*1	3	*5	6	*7	8	*9	10	11
3	BAKULA Andrea (CRO)	0	*0	2	*2	2	*3	4	*4		5
	WU Xue (DOM)	*0	2	*2	4	*6	7	*8	10		11

Note:

* indicates server. For the definition of the statistics refer to "Competition Format and Rules" report



DETAILED CONTEST RESULTS

团体比赛详细成绩 / RÉSULTATS DÉTAILLÉS DU CONCOURS

CROATIA (CRO) 3-1 DOMINICAN REP. (DOM)

Match 3 BOROS Tamara (CRO) 3-0 VALDEZ Joenny (DOM)
 BAKULA Andrea QIAN Lian

Match Summary		Match	Game 1	Game 2	Game 3	Game 4	Game 5
BOROS/BAKULA	CRO	3	11	11	11		
VALDEZ/QIAN	DOM	0	4	8	2		
Duration of Match 3		14min	3min	4min	2min		

Contest No.: WT18

Table: 8

Umpires: XU Ying (CHN)

ZHAO Ying (CHN)

Game Statistics	BOROS/BAKULA (CRO)						VALDEZ/QIAN (DOM)					
	Game					Match	Game					Match
	1	2	3	4	5		1	2	3	4	5	
Points won	11	11	11			33	4	8	2			14
Service %	2 18%	2 18%	2 18%			6 18%	0 0%	1 12%	0 0%			1 7%
Third Ball %	0 0%	2 18%	0 0%			2 6%	0 0%	0 0%	0 0%			0 0%
Attacking %	5 45%	5 45%	7 63%			17 51%	2 50%	5 62%	1 50%			8 57%
Defending %	2 18%	2 18%	2 18%			6 18%	2 50%	2 25%	1 50%			5 35%
Counterattacking %	1 9%	0 0%	0 0%			1 3%	0 0%	0 0%	0 0%			0 0%
Other %	1 9%	0 0%	0 0%			1 3%	0 0%	0 0%	0 0%			0 0%
Biggest lead	7	4	9				2	0	1			
Handedness/Grip	Right/ - Left/						/ - /					

Game Progress

1	BOROS/BAKULA (CRO)	*_0	0	_*2	4	*_5	7	_*9	10	11		
	VALDEZ/QIAN (DOM)	0	_*2	2	*_2	3	_*3	3	*_4	4		
2	BOROS/BAKULA (CRO)	0	_*2	4	*_4	5	_*7	7	*_8	9	*10	11
	VALDEZ/QIAN (DOM)	*_0	0	_*0	2	*_3	3	_*5	6	*_7	8	8
3	BOROS/BAKULA (CRO)	*_0	1	_*3	4	*_6	8	_*10	11			
	VALDEZ/QIAN (DOM)	0	*_1	1	*_2	2	_*2	2	2			2

Note:

"*" denotes first player of pair is server, "-" denotes second player of pair is server. For the definition of the statistics refer to "Competition Format and Rules" report



DETAILED CONTEST RESULTS

团体比赛详细成绩 / RÉSULTATS DÉTAILLÉS DU CONCOURS

CROATIA (CRO) 3-1 DOMINICAN REP. (DOM)

Match 4 PAOVIC Sandra (CRO) 3-0 VALDEZ Joenny (DOM)

Match Summary		Match	Game 1	Game 2	Game 3	Game 4	Game 5
PAOVIC Sandra	CRO	3	11	11	11		
VALDEZ Joenny	DOM	0	6	5	4		
Duration of Match 4		13min	4min	3min	3min		

Contest No.: WT18

Table: 8

Umpires: XU Ying (CHN)

ZHAO Ying (CHN)

Game Statistics	PAOVIC Sandra (CRO)						VALDEZ Joenny (DOM)					
	Game					Match	Game					Match
	1	2	3	4	5		1	2	3	4	5	
Points won	11	11	11			33	6	5	4			15
Service %	0	0	1			1	2	1	3			6
	0%	0%	9%			3%	33%	20%	75%			40%
Third Ball %	3	1	2			6	0	0	0			0
	27%	9%	18%			18%	0%	0%	0%			0%
Attacking %	5	7	6			18	0	1	1			2
	45%	63%	54%			54%	0%	20%	25%			13%
Defending %	2	1	2			5	3	3	0			6
	18%	9%	18%			15%	50%	60%	0%			40%
Counterattacking %	0	0	0			0	0	0	0			0
	0%	0%	0%			0%	0%	0%	0%			0%
Other %	1	2	0			3	1	0	0			1
	9%	18%	0%			9%	16%	0%	0%			6%
Biggest lead	5	8	7				0	0	0			
Handedness/Grip	Right/						/					

Game Progress

1	PAOVIC Sandra (CRO)	0	*1	3	*3	4	*6	7	*9	10	11
	VALDEZ Joenny (DOM)	*0	1	*1	3	*4	4	*5	5	*6	6
2	PAOVIC Sandra (CRO)	*0	2	*4	5	*7	8	*10	10	11	
	VALDEZ Joenny (DOM)	0	*0	0	*1	1	*2	2	*4	5	
3	PAOVIC Sandra (CRO)	0	*2	4	*5	7	*8	9	*10	11	
	VALDEZ Joenny (DOM)	*0	0	*0	1	*1	2	*3	4	4	

Note:

* indicates server. For the definition of the statistics refer to "Competition Format and Rules" report



DETAILED CONTEST RESULTS

团体比赛详细成绩 / RÉSULTATS DÉTAILLÉS DU CONCOURS

SINGAPORE (SIN) 3-0 UNITED STATES (USA)

Contest No.: WT3 Table: 4 Umpires: ABASCIA Andrea (ITA) HUBERTY Sonja (LUX)

Match 1			Match	Game 1	Game 2	Game 3	Game 4	Game 5
A	WANG Yue Gu	SIN	3	11	7	11	11	
X	GAO Jun	USA	1	6	11	8	4	
Duration of Match 1			39min	10min	10min	10min	10min	

Match 2			Match	Game 1	Game 2	Game 3	Game 4	Game 5
B	FENG Tianwei	SIN	3	11	8	11	15	
Y	WANG Chen	USA	1	2	11	4	13	
Duration of Match 2			36min	10min	10min	10min	11min	

Match 3			Match	Game 1	Game 2	Game 3	Game 4	Game 5
C/A	LI/WANG	SIN	3	11	11	11		
Z/X	HUANG/GAO	USA	0	5	9	7		
Duration of Match 3			17min	3min	5min	5min		

Duration of Contest	1h 01min
---------------------	-----------------

Contest Statistics	SINGAPORE (SIN)						UNITED STATES (USA)					
	Match					Contest	Match					Contest
	1	2	3	4	5		1	2	3	4	5	
Points won	40	45	33			118	29	30	22			81
Service %	2 5%	7 15%	3 9%			12 10%	0 0%	4 13%	1 4%			5 6%
Third Ball %	3 7%	8 17%	0 0%			11 9%	4 13%	3 10%	0 0%			7 8%
Attacking %	18 45%	22 48%	21 63%			61 51%	7 24%	13 43%	11 50%			31 38%
Defending %	15 37%	5 11%	8 24%			28 23%	13 44%	7 23%	9 40%			29 35%
Counterattacking %	2 5%	3 6%	0 0%			5 4%	5 17%	1 3%	1 4%			7 8%
Other %	0 0%	0 0%	1 3%			1 0%	0 0%	2 6%	0 0%			2 2%

Legend:
 WT Women's Team



DETAILED CONTEST RESULTS

团体比赛详细成绩 / RÉSULTATS DÉTAILLÉS DU CONCOURS

SINGAPORE (SIN) 3-0 UNITED STATES (USA)

Match 1 WANG Yue Gu (SIN) 3-1 GAO Jun (USA)

Match Summary		Match	Game 1	Game 2	Game 3	Game 4	Game 5
WANG Yue Gu	SIN	3	11	7	11	11	
GAO Jun	USA	1	6	11	8	4	
Duration of Match 1		39min	10min	10min	10min	10min	

Contest No.: WT3

Table: 4

Umpires: ABASCIA Andrea (ITA)

HUBERTY Sonja (LUX)

Game Statistics	WANG Yue Gu (SIN)						GAO Jun (USA)					
	Game					Match	Game					Match
	1	2	3	4	5		1	2	3	4	5	
Points won	11	7	11	11		40	6	11	8	4		29
Service %	1 9%	0 0%	1 9%	0 0%		2 5%	0 0%	0 0%	0 0%	0 0%		0 0%
Third Ball %	1 9%	1 14%	0 0%	1 9%		3 7%	2 33%	0 0%	2 25%	0 0%		4 13%
Attacking %	3 27%	4 57%	5 45%	6 54%		18 45%	0 0%	2 18%	3 37%	2 50%		7 24%
Defending %	5 45%	2 28%	4 36%	4 36%		15 37%	3 50%	6 54%	2 25%	2 50%		13 44%
Counterattacking %	1 9%	0 0%	1 9%	0 0%		2 5%	1 16%	3 27%	1 12%	0 0%		5 17%
Other %	0 0%	0 0%	0 0%	0 0%		0 0%	0 0%	0 0%	0 0%	0 0%		0 0%
Biggest lead	5	0	3	9			1	4	2	0		
Handedness/Grip	Right/						Right/					

Game Progress

1	WANG Yue Gu (SIN)	*0	1	*2	4	*5	7	*7	9	*10	11	
	GAO Jun (USA)	0	*1	2	*2	3	*3	5	*5	6	6	
2	WANG Yue Gu (SIN)	0	*1	1	*2	2	*4	6	*6	7	7	
	GAO Jun (USA)	*0	1	*3	4	*6	6	*6	8	*9	11	
3	WANG Yue Gu (SIN)	*0	1	*1	3	*5	6	*6	8	*8	10	11
	GAO Jun (USA)	0	*1	3	*3	3	*4	6	*6	8	*8	8
4	WANG Yue Gu (SIN)	0	*2	4	*6	8	*9	10	*10	11		
	GAO Jun (USA)	*0	0	*0	0	*0	1	*2	4	4		

Note:

* denotes server. For the definition of the statistics refer to "Competition Format and Rules" report



DETAILED CONTEST RESULTS

团体比赛详细成绩 / RÉSULTATS DÉTAILLÉS DU CONCOURS

SINGAPORE (SIN) 3-0 UNITED STATES (USA)

Match 2 FENG Tianwei (SIN) 3-1 WANG Chen (USA)

Match Summary		Match	Game 1	Game 2	Game 3	Game 4	Game 5
FENG Tianwei	SIN	3	11	8	11	15	
WANG Chen	USA	1	2	11	4	13	
Duration of Match 2		36min	10min	10min	10min	11min	

Contest No.: WT3 Table: 4 Umpires: ABASCIA Andrea (ITA) HUBERTY Sonja (LUX)

Game Statistics	FENG Tianwei (SIN)						WANG Chen (USA)					
	Game					Match	Game					Match
	1	2	3	4	5		1	2	3	4	5	
Points won	11	8	11	15		45	2	11	4	13		30
Service %	1 9%	1 12%	1 9%	4 26%		7 15%	0 0%	3 27%	1 25%	0 0%		4 13%
Third Ball %	2 18%	3 37%	3 27%	0 0%		8 17%	0 0%	1 9%	0 0%	2 15%		3 10%
Attacking %	5 45%	4 50%	6 54%	7 46%		22 48%	2 100%	4 36%	3 75%	4 30%		13 43%
Defending %	3 27%	0 0%	1 9%	1 6%		5 11%	0 0%	2 18%	0 0%	5 38%		7 23%
Counterattacking %	0 0%	0 0%	0 0%	3 20%		3 6%	0 0%	0 0%	0 0%	1 7%		1 3%
Other %	0 0%	0 0%	0 0%	0 0%		0 0%	0 0%	1 9%	0 0%	1 7%		2 6%
Biggest lead	9	4	7	4			0	3	0	1		
Handedness/Grip	Right/						Right/					

Game Progress

1	FENG Tianwei (SIN)	*0	2	*4	5	*7	9	*10	11											
	WANG Chen (USA)	0	*0	0	*1	1	*1	2	2											
2	FENG Tianwei (SIN)	0	*2	4	*4	4	*5	6	*7	8	*8	8								
	WANG Chen (USA)	*0	0	*0	2	*4	5	*6	7	*8	10	11								
3	FENG Tianwei (SIN)	*0	2	*4	4	*5	7	*8	10	11										
	WANG Chen (USA)	0	*0	0	*2	3	*3	4	*4	4										
4	FENG Tianwei (SIN)	0	*2	3	*4	6	*6	7	*8	9	*9	10	*11	11	*11	12	*12	13	*14	15
	WANG Chen (USA)	*0	0	*1	2	*2	4	*5	6	*7	9	*10	10	*11	12	*12	13	*13	13	13

Note:

1-14 denotes server. For the definition of the statistics refer to "Competition Format and Rules" report



DETAILED CONTEST RESULTS

团体比赛详细成绩 / RÉSULTATS DÉTAILLÉS DU CONCOURS

SINGAPORE (SIN) 3-0 UNITED STATES (USA)

Match 3
LI Jia Wei (SIN) 3-0 HUANG Crystal Xi (USA)
WANG Yue Gu GAO Jun

Match Summary		Match	Game 1	Game 2	Game 3	Game 4	Game 5
LI/WANG	SIN	3	11	11	11		
HUANG/GAO	USA	0	5	9	7		
Duration of Match 3		17min	3min	5min	5min		

Contest No.: WT3 Table: 4 Umpires: ABASCIA Andrea (ITA) HUBERTY Sonja (LUX)

Game Statistics	LI/WANG (SIN)					Match	HUANG/GAO (USA)					Match
	Game						Game					
	1	2	3	4	5		1	2	3	4	5	
Points won	11	11	11			33	5	10	7			22
Service %	1 9%	1 9%	1 9%			3 9%	1 20%	0 0%	0 0%			1 4%
Third Ball %	0 0%	0 0%	0 0%			0 0%	0 0%	0 0%	0 0%			0 0%
Attacking %	8 72%	9 81%	4 36%			21 63%	1 20%	7 70%	3 42%			11 50%
Defending %	2 18%	1 9%	5 45%			8 24%	3 60%	2 20%	4 57%			9 40%
Counterattacking %	0 0%	0 0%	0 0%			0 0%	0 0%	1 10%	0 0%			1 4%
Other %	0 0%	0 0%	1 9%			1 3%	0 0%	0 0%	0 0%			0 0%
Biggest lead	9	6	4				1	0	3			
Handedness/Grip	Right/ - Right/						Left/ - Right/					

Game Progress

1	LI/WANG (SIN)	0	*_1	3	_*5	7	*_9	10	_*10	11		
	HUANG/GAO (USA)	*_0	1	_*1	1	*_1	1	_*2	4	5		
2	LI/WANG (SIN)	*_0	2	_*4	6	*_7	7	_*7	8	*_8	10	11
	HUANG/GAO (USA)	0	*_0	0	_*0	1	*_3	5	_*6	8	*_8	9
3	LI/WANG (SIN)	0	_*0	1	*_3	5	_*6	7	*_9	9	11	
	HUANG/GAO (USA)	_*0	2	*_3	3	_*3	4	*_5	5	_*7	7	

Note:

"*-" denotes first player of pair is server, "-*" denotes second player of pair is server. For the definition of the statistics refer to "Competition Format and Rules" report



DETAILED CONTEST RESULTS

团体比赛详细成绩 / RÉSULTATS DÉTAILLÉS DU CONCOURS

NETHERLANDS (NED) 3-0 NIGERIA (NGR)

Contest No.: WT4

Table: 8

Umpires: XU Ying (CHN)

ZHAO Ying (CHN)

Match 1			Match	Game 1	Game 2	Game 3	Game 4	Game 5
A	LI Jiao	NED	3	11	11	11		
X	KAFFO Bose	NGR	0	7	2	7		
Duration of Match 1			15min	4min	2min	4min		
Match 2			Match	Game 1	Game 2	Game 3	Game 4	Game 5
B	LI Jie	NED	3	10	11	11	11	
Y	OFFIONG Cecilia Otu	NGR	1	12	9	2	6	
Duration of Match 2			23min	5min	5min	2min	4min	
Match 3			Match	Game 1	Game 2	Game 3	Game 4	Game 5
C/B	TIMINA/LI	NED	3	11	11	10	11	
Z/Y	OSHONAIKE/OFFIONG	NGR	1	4	8	12	7	
Duration of Match 3			22min	2min	5min	5min	4min	
Duration of Contest			1h 00min					

Contest Statistics	NETHERLANDS (NED)						NIGERIA (NGR)					
	Match					Contest	Match					Contest
	1	2	3	4	5		1	2	3	4	5	
Points won	33	43	44			120	16	29	30			75
Service %	9 27%	9 20%	2 4%			20 16%	3 18%	3 10%	3 10%			9 12%
Third Ball %	4 12%	2 4%	1 2%			7 5%	0 0%	3 10%	0 0%			3 4%
Attacking %	6 18%	4 9%	4 9%			14 11%	6 37%	20 68%	12 40%			38 50%
Defending %	10 30%	23 53%	20 45%			53 44%	5 31%	3 10%	9 30%			17 22%
Counterattacking %	3 9%	5 11%	17 38%			25 20%	1 6%	0 0%	6 20%			7 9%
Other %	1 3%	0 0%	0 0%			1 0%	1 6%	0 0%	0 0%			1 1%

Legend:
 WT Women's Team



DETAILED CONTEST RESULTS

团体比赛详细成绩 / RÉSULTATS DÉTAILLÉS DU CONCOURS

NETHERLANDS (NED) 3-0 NIGERIA (NGR)

Match 1 LI Jiao (NED) 3-0 KAFFO Bose (NGR)

Match Summary		Match	Game 1	Game 2	Game 3	Game 4	Game 5
LI Jiao	NED	3	11	11	11		
KAFFO Bose	NGR	0	7	2	7		
Duration of Match 1		15min	4min	2min	4min		

Contest No.: WT4

Table: 8

Umpires: XU Ying (CHN)

ZHAO Ying (CHN)

Game Statistics	LI Jiao (NED)						KAFFO Bose (NGR)					
	Game					Match	Game					Match
	1	2	3	4	5		1	2	3	4	5	
Points won	11	11	11			33	7	2	7			16
Service %	5	2	2			9	1	1	1			3
	45%	18%	18%			27%	14%	50%	14%			18%
Third Ball %	2	1	1			4	0	0	0			0
	18%	9%	9%			12%	0%	0%	0%			0%
Attacking %	0	2	4			6	2	0	4			6
	0%	18%	36%			18%	28%	0%	57%			37%
Defending %	3	5	2			10	3	0	2			5
	27%	45%	18%			30%	42%	0%	28%			31%
Counterattacking %	1	0	2			3	1	0	0			1
	9%	0%	18%			9%	14%	0%	0%			6%
Other %	0	1	0			1	0	1	0			1
	0%	9%	0%			3%	0%	50%	0%			6%
Biggest lead	5	9	4				0	0	1			
Handedness/Grip	/						Right/					

Game Progress

1	LI Jiao (NED)	*0	2	*3	5	*6	7	*8	9	*10	11
	KAFFO Bose (NGR)	0	*0	1	*1	2	*3	4	*5	6	7
2	LI Jiao (NED)	0	*2	4	*6	8	*9	10	11		
	KAFFO Bose (NGR)	*0	0	*0	0	*0	1	*2	2		
3	LI Jiao (NED)	*0	1	*3	3	*4	6	*7	8	*10	11
	KAFFO Bose (NGR)	0	*1	1	*3	4	*4	5	*6	6	7

Note:

* indicates server. For the definition of the statistics refer to "Competition Format and Rules" report



DETAILED CONTEST RESULTS

团体比赛详细成绩 / RÉSULTATS DÉTAILLÉS DU CONCOURS

NETHERLANDS (NED) 3-0 NIGERIA (NGR)

Match 2 LI Jie (NED) 3-1 OFFIONG Cecilia Otu (NGR)

Match Summary		Match	Game 1	Game 2	Game 3	Game 4	Game 5
LI Jie	NED	3	10	11	11	11	
OFFIONG Cecilia Otu	NGR	1	12	9	2	6	
Duration of Match 2		23min	5min	5min	2min	4min	

Contest No.: WT4

Table: 8

Umpires: XU Ying (CHN)

ZHAO Ying (CHN)

Game Statistics	LI Jie (NED)						OFFIONG Cecilia Otu (NGR)					
	Game					Match	Game					Match
	1	2	3	4	5		1	2	3	4	5	
Points won	10	11	11	11		43	12	9	2	6		29
Service %	20%	36%	18%	9%		20%	16%	0%	0%	16%		10%
Third Ball %	0%	0%	18%	0%		4%	16%	0%	50%	0%		10%
Attacking %	20%	0%	0%	18%		9%	50%	88%	50%	83%		68%
Defending %	60%	45%	54%	54%		53%	16%	11%	0%	0%		10%
Counterattacking %	0%	18%	9%	18%		11%	0%	0%	0%	0%		0%
Other %	0%	0%	0%	0%		0%	0%	0%	0%	0%		0%
Biggest lead	1	2	9	5			4	3	0	2		
Handedness/Grip	Right/						Right/					

Game Progress

1	LI Jie (NED)	0	*0	1	*3	4	*4	5	*5	7	*9	10	*10	10
	OFFIONG Cecilia. (NGR)	*0	2	*3	3	*4	6	*7	9	*9	9	*10	11	12
2	LI Jie (NED)	*0	1	*1	3	*3	4	*5	7	*7	9	11		
	OFFIONG Cecilia. (NGR)	0	*1	3	*3	5	*6	7	*7	9	*9	9		
3	LI Jie (NED)	0	*2	3	*4	6	*8	10	11					
	OFFIONG Cecilia. (NGR)	*0	0	*1	2	*2	2	*2	2					
4	LI Jie (NED)	*0	1	*2	2	*4	5	*6	8	*10	11			
	OFFIONG Cecilia. (NGR)	0	*1	2	*4	4	*5	6	*6	6	6			

Note:

* indicates server. For the definition of the statistics refer to "Competition Format and Rules" report



DETAILED CONTEST RESULTS

团体比赛详细成绩 / RÉSULTATS DÉTAILLÉS DU CONCOURS

NETHERLANDS (NED) 3-0 NIGERIA (NGR)

Match 3 TIMINA Elena (NED) 3-1 OSHONAIKE Funke (NGR)
 LI Jie OFFIONG Cecilia Otu

Match Summary		Match	Game 1	Game 2	Game 3	Game 4	Game 5
TIMINA/LI	NED	3	11	11	10	11	
OSHONAIKE/OFFIONG	NGR	1	4	8	12	7	
Duration of Match 3		22min	2min	5min	5min	4min	

Contest No.: WT4

Table: 8

Umpires: XU Ying (CHN)

ZHAO Ying (CHN)

Game Statistics	TIMINA/LI (NED)					Match	OSHONAIKE/OFFIONG (NGR)					Match
	Game						Game					
	1	2	3	4	5		1	2	3	4	5	
Points won	11	12	10	11		44	4	7	12	7		30
Service %	0 0%	0 0%	1 10%	1 9%		2 4%	0 0%	0 0%	2 16%	1 14%		3 10%
Third Ball %	0 0%	0 0%	1 10%	0 0%		1 2%	0 0%	0 0%	0 0%	0 0%		0 0%
Attacking %	1 9%	1 8%	1 10%	1 9%		4 9%	1 25%	2 28%	6 50%	3 42%		12 40%
Defending %	7 63%	5 41%	6 60%	2 18%		20 45%	1 25%	3 42%	3 25%	2 28%		9 30%
Counterattacking %	3 27%	6 50%	1 10%	7 63%		17 38%	2 50%	2 28%	1 8%	1 14%		6 20%
Other %	0 0%	0 0%	0 0%	0 0%		0 0%	0 0%	0 0%	0 0%	0 0%		0 0%
Biggest lead	7	3	2	4			0	1	2	2		
Handedness/Grip	Right/ - Right/						Right/ - Right/					

Game Progress

1	TIMINA/LI (NED)	0	*_2	3	_*4	5	*_6	8	*_10	11				
	OSHONAIKE/OF. (NGR)	_*0	0	_*1	2	_*3	4	_*4	4	4				
2	TIMINA/LI (NED)	*_0	2	*_3	3	*_4	5	*_6	7	*_9	10	11		
	OSHONAIKE/OF. (NGR)	0	*_0	1	_*3	4	*_5	6	_*7	7	*_8	8		
3	TIMINA/LI (NED)	0	*_1	3	*_3	4	_*5	7	*_7	8	_*9	10	*_10	10
	OSHONAIKE/OF. (NGR)	*_0	1	_*1	3	*_4	5	_*5	7	*_8	9	*_10	11	12
4	TIMINA/LI (NED)	*_0	1	_*2	3	*_4	4	_*6	7	*_9	11			
	OSHONAIKE/OF. (NGR)	0	*_1	2	_*3	4	*_6	6	_*7	7	7			

Note:

"*" denotes first player of pair is server, "-" denotes second player of pair is server. For the definition of the statistics refer to "Competition Format and Rules" report



DETAILED CONTEST RESULTS

团体比赛详细成绩 / RÉSULTATS DÉTAILLÉS DU CONCOURS

NIGERIA (NGR) 0-3 SINGAPORE (SIN)

Contest No.: WT11

Table: 4

Umpires: SWEID Sameer (SYR)

BERGFELDT Rebecca (SWE)

Match 1			Match	Game 1	Game 2	Game 3	Game 4	Game 5
A	KAFFO Bose	NGR	0	3	4	2		
X	FENG Tianwei	SIN	3	11	11	11		
Duration of Match 1			11min	3min	3min	2min		

Match 2			Match	Game 1	Game 2	Game 3	Game 4	Game 5
B	OFFIONG Cecilia Otu	NGR	0	7	7	6		
Y	LI Jia Wei	SIN	3	11	11	11		
Duration of Match 2			14min	3min	4min	3min		

Match 3			Match	Game 1	Game 2	Game 3	Game 4	Game 5
C/B	OSHOAIKE/OFFIONG	NGR	1	15	5	5	5	
Z/Y	WANG/LI	SIN	3	13	11	11	11	
Duration of Match 3			20min	5min	3min	3min	3min	

Duration of Contest	45min
---------------------	-------

Contest Statistics	NIGERIA (NGR)						SINGAPORE (SIN)					
	Match					Contest	Match					Contest
	1	2	3	4	5		1	2	3	4	5	
Points won	9	20	30			59	33	33	46			112
Service %	1 11%	3 15%	1 3%			5 8%	6 18%	7 21%	7 15%			20 17%
Third Ball %	2 22%	4 20%	3 10%			9 15%	6 18%	5 15%	6 13%			17 15%
Attacking %	2 22%	3 15%	15 50%			20 33%	10 30%	13 39%	21 45%			44 39%
Defending %	4 44%	5 25%	10 33%			19 32%	7 21%	7 21%	9 19%			23 20%
Counterattacking %	0 0%	4 20%	1 3%			5 8%	1 3%	0 0%	2 4%			3 2%
Other %	0 0%	1 5%	0 0%			1 1%	3 9%	1 3%	1 2%			5 4%

Legend:
WT Women's Team



DETAILED CONTEST RESULTS

团体比赛详细成绩 / RÉSULTATS DÉTAILLÉS DU CONCOURS

NIGERIA (NGR) 0-3 SINGAPORE (SIN)

Match 1 KAFFO Bose (NGR) 0-3 FENG Tianwei (SIN)

Match Summary		Match	Game 1	Game 2	Game 3	Game 4	Game 5
KAFFO Bose	NGR	0	3	4	2		
FENG Tianwei	SIN	3	11	11	11		
Duration of Match 1		11min	3min	3min	2min		

Contest No.: WT11 Table: 4 Umpires: SWEID Sameer (SYR) BERGFELDT Rebecca (SWE)

Game Statistics	KAFFO Bose (NGR)						FENG Tianwei (SIN)					
	Game					Match	Game					Match
	1	2	3	4	5		1	2	3	4	5	
Points won	3	4	2			9	11	11	11			33
Service %	1 33%	0 0%	0 0%			1 11%	2 18%	0 0%	4 36%			6 18%
Third Ball %	0 0%	1 25%	1 50%			2 22%	3 27%	3 27%	0 0%			6 18%
Attacking %	1 33%	1 25%	0 0%			2 22%	3 27%	2 18%	5 45%			10 30%
Defending %	1 33%	2 50%	1 50%			4 44%	2 18%	5 45%	0 0%			7 21%
Counterattacking %	0 0%	0 0%	0 0%			0 0%	0 0%	1 9%	0 0%			1 3%
Other %	0 0%	0 0%	0 0%			0 0%	1 9%	0 0%	2 18%			3 9%
Biggest lead	1	0	1				8	7	9			
Handedness/Grip	Right/						Right/					

Game Progress

1	KAFFO Bose (NGR)	0	*1	2	*3	3	*3	3	3
	FENG Tianwei (SIN)	*0	1	*2	3	*5	7	*9	11
2	KAFFO Bose (NGR)	*0	1	*2	2	*3	4	*4	4
	FENG Tianwei (SIN)	0	*1	2	*4	5	*6	8	*10 11
3	KAFFO Bose (NGR)	0	*1	2	*2	2	*2	2	2
	FENG Tianwei (SIN)	*0	1	*2	4	*6	8	*10	11

Note:

*1*1* denotes server. For the definition of the statistics refer to "Competition Format and Rules" report



DETAILED CONTEST RESULTS

团体比赛详细成绩 / RÉSULTATS DÉTAILLÉS DU CONCOURS

NIGERIA (NGR) 0-3 SINGAPORE (SIN)

Match 2 OFFIONG Cecilia Otu (NGR) 0-3 LI Jia Wei (SIN)

Match Summary		Match	Game 1	Game 2	Game 3	Game 4	Game 5
OFFIONG Cecilia Otu	NGR	0	7	7	6		
LI Jia Wei	SIN	3	11	11	11		
Duration of Match 2		14min	3min	4min	3min		

Contest No.: WT11 Table: 4 Umpires: SWEID Sameer (SYR) BERGFELDT Rebecca (SWE)

Game Statistics	OFFIONG Cecilia Otu (NGR)						LI Jia Wei (SIN)					
	Game					Match	Game					Match
	1	2	3	4	5		1	2	3	4	5	
Points won	7	7	6			20	11	11	11			33
Service %	0 0%	2 28%	1 16%			3 15%	4 36%	1 9%	2 18%			7 21%
Third Ball %	2 28%	0 0%	2 33%			4 20%	2 18%	1 9%	2 18%			5 15%
Attacking %	1 14%	2 28%	0 0%			3 15%	2 18%	4 36%	7 63%			13 39%
Defending %	2 28%	1 14%	2 33%			5 25%	3 27%	4 36%	0 0%			7 21%
Counterattacking %	2 28%	1 14%	1 16%			4 20%	0 0%	0 0%	0 0%			0 0%
Other %	0 0%	1 14%	0 0%			1 5%	0 0%	1 9%	0 0%			1 3%
Biggest lead	2	3	0				5	4	8			
Handedness/Grip	Right/						Right/					

Game Progress

1	OFFIONG Cecilia. (NGR)	0	*1	3	*3	3	*4	4	*5	7	7
	LI Jia Wei (SIN)	*0	1	*1	3	*5	6	*8	9	*9	11
2	OFFIONG Cecilia. (NGR)	*0	1	*3	3	*5	6	*6	7	*7	7
	LI Jia Wei (SIN)	0	*1	1	*3	3	*4	6	*7	9	11
3	OFFIONG Cecilia. (NGR)	0	*0	1	*2	2	*2	2	*4	6	6
	LI Jia Wei (SIN)	*0	2	*3	4	*6	8	*10	10	*10	11

Note:

* indicates server. For the definition of the statistics refer to "Competition Format and Rules" report



DETAILED CONTEST RESULTS

团体比赛详细成绩 / RÉSULTATS DÉTAILLÉS DU CONCOURS

NIGERIA (NGR) 0-3 SINGAPORE (SIN)

Match 3 OSHONAIKE Funke (NGR) 1-3 WANG Yue Gu (SIN)
 OFFIONG Cecilia Otu LI Jia Wei

Match Summary		Match	Game 1	Game 2	Game 3	Game 4	Game 5
OSHONAIKE/OFFIONG	NGR	1	15	5	5	5	
WANG/LI	SIN	3	13	11	11	11	
Duration of Match 3		20min	5min	3min	3min	3min	

Contest No.: WT11 Table: 4 Umpires: SWEID Sameer (SYR) BERGFELDT Rebecca (SWE)

Game Statistics	OSHONAIKE/OFFIONG (NGR)					Match	WANG/LI (SIN)					Match
	Game						Game					
	1	2	3	4	5		1	2	3	4	5	
Points won	15	5	5	5		30	13	11	11	11		46
Service %	1 6%	0 0%	0 0%	0 0%		1 3%	2 15%	1 9%	2 18%	2 18%		7 15%
Third Ball %	0 0%	0 0%	1 20%	2 40%		3 10%	1 7%	3 27%	0 0%	2 18%		6 13%
Attacking %	11 73%	2 40%	1 20%	1 20%		15 50%	7 53%	4 36%	7 63%	3 27%		21 45%
Defending %	3 20%	3 60%	2 40%	2 40%		10 33%	2 15%	2 18%	1 9%	4 36%		9 19%
Counterattacking %	0 0%	0 0%	1 20%	0 0%		1 3%	0 0%	1 9%	1 9%	0 0%		2 4%
Other %	0 0%	0 0%	0 0%	0 0%		0 0%	1 7%	0 0%	0 0%	0 0%		1 2%
Biggest lead	2	0	0	1			1	6	6	6		
Handedness/Grip	Right/ - Right/						Right/ - Right/					

Game Progress

1	OSHONAIKE/OF. (NGR)	*_0	1	_*2	3	*_5	6	_*7	8	*_9	9	_*10	11	*_11	11	_*12	12	*_13	14	15
	WANG/LI (SIN)	0	_*1	2	*_3	3	_*4	5	*_6	7	_*9	10	*_10	11	_*12	12	*_13	13	_*13	13
2	OSHONAIKE/OF. (NGR)	0	*_0	0	_*2	2	*_3	4	_*4	5										5
	WANG/LI (SIN)	_*0	2	*_4	4	_*6	7	*_8	10											11
3	OSHONAIKE/OF. (NGR)	*_0	0	_*0	0	*_1	3	_*4	5											5
	WANG/LI (SIN)	0	*_2	4	_*6	7	*_7	8	_*9											11
4	OSHONAIKE/OF. (NGR)	0	*_1	2	_*2	2	*_3	3	_*4	5										5
	WANG/LI (SIN)	_*0	1	*_2	4	_*6	7	*_9	10											11

Note:

"*" denotes first player of pair is server, "-" denotes second player of pair is server. For the definition of the statistics refer to "Competition Format and Rules" report



DETAILED CONTEST RESULTS

团体比赛详细成绩 / RÉSULTATS DÉTAILLÉS DU CONCOURS

UNITED STATES (USA) 3-1 NETHERLANDS (NED)

Contest No.: WT12

Table: 8

Umpires: XU Ying (CHN)

ZHAO Ying (CHN)

Match 1			Match	Game 1	Game 2	Game 3	Game 4	Game 5
A	WANG Chen	USA	3	6	11	4	11	11
X	LI Jiao	NED	2	11	9	11	4	3
Duration of Match 1			38min	6min	8min	5min	5min	5min

Match 2			Match	Game 1	Game 2	Game 3	Game 4	Game 5
B	GAO Jun	USA	3	11	11	11		
Y	LI Jie	NED	0	5	4	4		
Duration of Match 2			18min	5min	5min	5min		

Match 3			Match	Game 1	Game 2	Game 3	Game 4	Game 5
C/A	HUANG/WANG	USA	1	9	11	6	9	
Z/Y	TIMINA/LI	NED	3	11	9	11	11	
Duration of Match 3			33min	6min	7min	6min	8min	

Match 4			Match	Game 1	Game 2	Game 3	Game 4	Game 5
B	GAO Jun	USA	3	11	11	11		
Z	TIMINA Elena	NED	0	7	5	7		
Duration of Match 4			25min	7min	6min	8min		

Duration of Contest	1h 56min
---------------------	----------

Contest Statistics	UNITED STATES (USA)					Contest	NETHERLANDS (NED)					Contest
	Match						Match					
	1	2	3	4	5		1	2	3	4	5	
Points won	43	33	35	33		144	38	13	42	19		112
Service %	5 11%	1 3%	4 11%	3 9%		13 9%	6 15%	0 0%	2 4%	0 0%		8 7%
Third Ball %	6 13%	3 9%	0 0%	1 3%		10 6%	8 21%	0 0%	4 9%	0 0%		12 10%
Attacking %	15 34%	12 36%	16 45%	13 39%		56 38%	14 36%	1 7%	2 4%	0 0%		17 15%
Defending %	14 32%	14 42%	11 31%	12 36%		51 35%	4 10%	12 92%	26 61%	17 89%		59 52%
Counterattacking %	3 6%	3 9%	4 11%	3 9%		13 9%	6 15%	0 0%	8 19%	1 5%		15 13%
Other %	0 0%	0 0%	0 0%	1 3%		1 0%	0 0%	0 0%	0 0%	1 5%		1 0%

Legend:
 WT Women's Team



DETAILED CONTEST RESULTS

团体比赛详细成绩 / RÉSULTATS DÉTAILLÉS DU CONCOURS

UNITED STATES (USA) 3-1 NETHERLANDS (NED)

Match 1 WANG Chen (USA) 3-2 LI Jiao (NED)

Match Summary		Match	Game 1	Game 2	Game 3	Game 4	Game 5
WANG Chen	USA	3	6	11	4	11	11
LI Jiao	NED	2	11	9	11	4	3
Duration of Match 1		38min	6min	8min	5min	5min	5min

Contest No.: WT12

Table: 8

Umpires: XU Ying (CHN)

ZHAO Ying (CHN)

Game Statistics	WANG Chen (USA)						LI Jiao (NED)					
	Game					Match	Game					Match
	1	2	3	4	5		1	2	3	4	5	
Points won	6	11	4	11	11	43	11	9	11	4	3	38
Service %	0	2	1	1	1	5	1	2	2	0	1	6
	0%	18%	25%	9%	9%	11%	9%	22%	18%	0%	33%	15%
Third Ball %	2	3	0	1	0	6	2	2	3	0	1	8
	33%	27%	0%	9%	0%	13%	18%	22%	27%	0%	33%	21%
Attacking %	2	4	1	3	5	15	4	4	4	2	0	14
	33%	36%	25%	27%	45%	34%	36%	44%	36%	50%	0%	36%
Defending %	1	2	2	4	5	14	2	1	0	1	0	4
	16%	18%	50%	36%	45%	32%	18%	11%	0%	25%	0%	10%
Counterattacking %	1	0	0	2	0	3	2	0	2	1	1	6
	16%	0%	0%	18%	0%	6%	18%	0%	18%	25%	33%	15%
Other %	0	0	0	0	0	0	0	0	0	0	0	0
	0%	0%	0%	0%	0%	0%	0%	0%	0%	0%	0%	0%
Biggest lead	0	3	1	7	8		5	0	7	0	0	
Handedness/Grip	Right/						/					

Game Progress

1	WANG Chen (USA)	0	*0	1	*2	2	*3	5	*5	6	6	
	LI Jiao (NED)	*0	2	*3	4	*6	7	*7	9	*10	11	
2	WANG Chen (USA)	*0	2	*3	4	*4	6	*6	8	*9	10	11
	LI Jiao (NED)	0	*0	1	*2	4	*4	6	*6	7	*8	9
3	WANG Chen (USA)	0	*1	1	*1	2	*3	4	*4		4	
	LI Jiao (NED)	*0	1	*3	5	*6	7	*8	10		11	
4	WANG Chen (USA)	*0	1	*3	4	*6	7	*8	10		11	
	LI Jiao (NED)	0	*1	1	*2	2	*3	4	*4		4	
5	WANG Chen (USA)	0	*2	3	*5	7	*8	10		11		
	LI Jiao (NED)	*0	0	*1	1	*1	2	*2		3		

Note:

* indicates server. For the definition of the statistics refer to "Competition Format and Rules" report



DETAILED CONTEST RESULTS

团体比赛详细成绩 / RÉSULTATS DÉTAILLÉS DU CONCOURS

UNITED STATES (USA) 3-1 NETHERLANDS (NED)

Match 2 GAO Jun (USA) 3-0 LI Jie (NED)

Match Summary		Match	Game 1	Game 2	Game 3	Game 4	Game 5
GAO Jun	USA	3	11	11	11		
LI Jie	NED	0	5	4	4		
Duration of Match 2		18min	5min	5min	5min		

Contest No.: WT12

Table: 8

Umpires: XU Ying (CHN)

ZHAO Ying (CHN)

Game Statistics	GAO Jun (USA)						LI Jie (NED)					
	Game					Match	Game					Match
	1	2	3	4	5		1	2	3	4	5	
Points won	11	11	11			33	5	4	4			13
Service %	1 9%	0 0%	0 0%			1 3%	0 0%	0 0%	0 0%			0 0%
Third Ball %	0 0%	3 27%	0 0%			3 9%	0 0%	0 0%	0 0%			0 0%
Attacking %	5 45%	3 27%	4 36%			12 36%	1 20%	0 0%	0 0%			1 7%
Defending %	5 45%	5 45%	4 36%			14 42%	4 80%	4 100%	4 100%			12 92%
Counterattacking %	0 0%	0 0%	3 27%			3 9%	0 0%	0 0%	0 0%			0 0%
Other %	0 0%	0 0%	0 0%			0 0%	0 0%	0 0%	0 0%			0 0%
Biggest lead	6	7	7				0	0	0			
Handedness/Grip	Right/						Right/					

Game Progress

1	GAO Jun (USA)	0	*1	2	*3	5	*6	8	*9	11
	LI Jie (NED)	*0	1	*2	3	*3	4	*4	5	5
2	GAO Jun (USA)	*0	2	*3	4	*6	7	*9	10	11
	LI Jie (NED)	0	*0	1	*2	2	*3	3	*4	4
3	GAO Jun (USA)	0	*2	4	*5	7	*8	9	*10	11
	LI Jie (NED)	*0	0	*0	1	*1	2	*3	4	4

Note:

* indicates server. For the definition of the statistics refer to "Competition Format and Rules" report



DETAILED CONTEST RESULTS

团体比赛详细成绩 / RÉSULTATS DÉTAILLÉS DU CONCOURS

UNITED STATES (USA) 3-1 NETHERLANDS (NED)

Match 3 HUANG Crystal Xi (USA) 1-3 TIMINA Elena (NED)
WANG Chen LI Jie

Match Summary		Match	Game 1	Game 2	Game 3	Game 4	Game 5
HUANG/WANG	USA	1	9	11	6	9	
TIMINA/LI	NED	3	11	9	11	11	
Duration of Match 3		33min	6min	7min	6min	8min	

Contest No.: WT12 Table: 8 Umpires: XU Ying (CHN) ZHAO Ying (CHN)

Game Statistics	HUANG/WANG (USA)					Match	TIMINA/LI (NED)					Match
	Game						Game					
	1	2	3	4	5		1	2	3	4	5	
Points won	9	11	6	9		35	11	9	11	11		42
Service %	11%	18%	0%	11%		11%	9%	11%	0%	0%		4%
Third Ball %	0%	0%	0%	0%		0%	9%	22%	0%	9%		9%
Attacking %	55%	45%	33%	44%		45%	0%	22%	0%	0%		4%
Defending %	33%	27%	50%	22%		31%	72%	33%	72%	63%		61%
Counterattacking %	0%	9%	16%	22%		11%	9%	11%	27%	27%		19%
Other %	0%	0%	0%	0%		0%	0%	0%	0%	0%		0%
Biggest lead	1	2	0	4			2	3	5	3		
Handedness/Grip	Left/ - Right/						Right/ - Right/					

Game Progress

1	HUANG/WANG (USA)	0	*_1	2	_*3	4	*_5	5	_*6	7	*_8	9
	TIMINA/LI (NED)	*_0	1	_*2	3	*_4	5	_*7	8	*_9	10	11
2	HUANG/WANG (USA)	*_0	2	_*2	3	*_3	4	_*5	7	*_8	10	11
	TIMINA/LI (NED)	0	*_0	2	_*3	5	*_6	7	_*7	8	*_8	9
3	HUANG/WANG (USA)	0	*_0	0	_*2	2	*_3	4	_*5	6		6
	TIMINA/LI (NED)	*_0	2	_*4	4	*_6	7	_*8	9	*_10		11
4	HUANG/WANG (USA)	*_0	2	_*4	4	*_5	5	_*5	6	*_7	8	9
	TIMINA/LI (NED)	0	*_0	0	_*2	3	*_5	7	_*8	9	*_10	11

Note:

"*-" denotes first player of pair is server, "-*" denotes second player of pair is server. For the definition of the statistics refer to "Competition Format and Rules" report



DETAILED CONTEST RESULTS

团体比赛详细成绩 / RÉSULTATS DÉTAILLÉS DU CONCOURS

UNITED STATES (USA) 3-1 NETHERLANDS (NED)

Match 4 GAO Jun (USA) 3-0 TIMINA Elena (NED)

Match Summary		Match	Game 1	Game 2	Game 3	Game 4	Game 5
GAO Jun	USA	3	11	11	11		
TIMINA Elena	NED	0	7	5	7		
Duration of Match 4		25min	7min	6min	8min		

Contest No.: WT12

Table: 8

Umpires: XU Ying (CHN)

ZHAO Ying (CHN)

Game Statistics	GAO Jun (USA)						TIMINA Elena (NED)					
	Game					Match	Game					Match
	1	2	3	4	5		1	2	3	4	5	
Points won	11	11	11			33	7	5	7			19
Service %	1 9%	1 9%	1 9%			3 9%	0 0%	0 0%	0 0%			0 0%
Third Ball %	0 0%	1 9%	0 0%			1 3%	0 0%	0 0%	0 0%			0 0%
Attacking %	4 36%	5 45%	4 36%			13 39%	0 0%	0 0%	0 0%			0 0%
Defending %	5 45%	3 27%	4 36%			12 36%	6 85%	4 80%	7 100%			17 89%
Counterattacking %	1 9%	1 9%	1 9%			3 9%	1 14%	0 0%	0 0%			1 5%
Other %	0 0%	0 0%	1 9%			1 3%	0 0%	1 20%	0 0%			1 5%
Biggest lead	6	6	5				1	1	1			
Handedness/Grip	Right/						Right/					

Game Progress

1	GAO Jun (USA)	*0	1	*3	5	*6	8	*9	9	*10	11
	TIMINA Elena (NED)	0	*1	1	*1	2	*2	3	*5	6	7
2	GAO Jun (USA)	0	*1	3	*5	5	*7	8	*10	11	
	TIMINA Elena (NED)	*0	1	*1	1	*3	3	*4	4	5	
3	GAO Jun (USA)	*0	1	*2	3	*5	6	*8	9	*10	11
	TIMINA Elena (NED)	0	*1	2	*3	3	*4	4	*5	6	7

Note:

* indicates server. For the definition of the statistics refer to "Competition Format and Rules" report



DETAILED CONTEST RESULTS

团体比赛详细成绩 / RÉSULTATS DÉTAILLÉS DU CONCOURS

NETHERLANDS (NED) 0-3 SINGAPORE (SIN)

Contest No.: WT19 Table: 5 Umpires: SWEID Sameer (SYR) BERGFELDT Rebecca (SWE)

Match 1			Match	Game 1	Game 2	Game 3	Game 4	Game 5
A	LI Jiao	NED	2	9	12	12	5	8
X	FENG Tianwei	SIN	3	11	10	10	11	11
Duration of Match 1			43min	6min	7min	6min	4min	6min
Match 2			Match	Game 1	Game 2	Game 3	Game 4	Game 5
B	TIMINA Elena	NED	0	12	2	3		
Y	LI Jia Wei	SIN	3	14	11	11		
Duration of Match 2			19min	8min	3min	3min		
Match 3			Match	Game 1	Game 2	Game 3	Game 4	Game 5
C/B	LI/TIMINA	NED	2	8	11	11	6	7
Z/Y	WANG/LI	SIN	3	11	5	6	11	11
Duration of Match 3			33min	5min	4min	5min	5min	5min
Duration of Contest				1h 36min				

Contest Statistics	NETHERLANDS (NED)						SINGAPORE (SIN)					
	Match					Contest	Match					Contest
	1	2	3	4	5		1	2	3	4	5	
Points won	46	17	43			106	53	36	44			133
Service %	9 19%	2 11%	3 6%			14 13%	7 13%	1 2%	0 0%			8 6%
Third Ball %	5 10%	0 0%	1 2%			6 5%	5 9%	0 0%	2 4%			7 5%
Attacking %	4 8%	1 5%	2 4%			7 6%	14 26%	26 72%	25 56%			65 48%
Defending %	19 41%	11 64%	21 48%			51 48%	16 30%	5 13%	14 31%			35 26%
Counterattacking %	8 17%	3 17%	16 37%			27 25%	8 15%	2 5%	1 2%			11 8%
Other %	1 2%	0 0%	0 0%			1 0%	3 5%	2 5%	2 4%			7 5%

Legend:
 WT Women's Team



DETAILED CONTEST RESULTS

团体比赛详细成绩 / RÉSULTATS DÉTAILLÉS DU CONCOURS

NETHERLANDS (NED) 0-3 SINGAPORE (SIN)

Match 1 LI Jiao (NED) 2-3 FENG Tianwei (SIN)

Match Summary		Match	Game 1	Game 2	Game 3	Game 4	Game 5
LI Jiao	NED	2	9	12	12	5	8
FENG Tianwei	SIN	3	11	10	10	11	11
Duration of Match 1		43min	6min	7min	6min	4min	6min

Contest No.: WT19 Table: 5 Umpires: SWEID Sameer (SYR) BERGFELDT Rebecca (SWE)

Game Statistics	LI Jiao (NED)						FENG Tianwei (SIN)					
	Game					Match	Game					Match
	1	2	3	4	5		1	2	3	4	5	
Points won	9	12	12	5	8	46	11	10	10	11	11	53
Service %	2 22%	2 16%	2 16%	1 20%	2 25%	9 19%	1 9%	1 10%	1 10%	2 18%	2 18%	7 13%
Third Ball %	2 22%	2 16%	1 8%	0 0%	0 0%	5 10%	1 9%	1 10%	1 10%	1 9%	1 9%	5 9%
Attacking %	2 22%	0 0%	1 8%	1 20%	0 0%	4 8%	2 18%	5 50%	3 30%	2 18%	2 18%	14 26%
Defending %	2 22%	7 58%	4 33%	2 40%	4 50%	19 41%	4 36%	2 20%	2 20%	4 36%	4 36%	16 30%
Counterattacking %	1 11%	1 8%	4 33%	0 0%	2 25%	8 17%	3 27%	1 10%	1 10%	1 9%	2 18%	8 15%
Other %	0 0%	0 0%	0 0%	1 20%	0 0%	1 2%	0 0%	0 0%	2 20%	1 9%	0 0%	3 5%
Biggest lead	1	2	2	0	0		4	4	5	6	4	
Handedness/Grip	/						Right/					

Game Progress

1	LI Jiao (NED)	*0	1	*1	3	*4	4	*4	6	*7	8	9		
	FENG Tianwei (SIN)	0	*1	3	*3	4	*6	8	*8	9	*10	11		
2	LI Jiao (NED)	0	*0	0	*1	3	*4	5	*5	7	*8	10	*11	12
	FENG Tianwei (SIN)	*0	2	*4	5	*5	6	*7	9	*9	10	*10	10	10
3	LI Jiao (NED)	*0	0	*1	2	*2	4	*4	5	*7	8	*10	11	12
	FENG Tianwei (SIN)	0	*2	3	*4	6	*6	8	*9	9	*10	10	*10	10
4	LI Jiao (NED)	0	*0	0	*0	1	*3	4	*4	5				
	FENG Tianwei (SIN)	*0	2	*4	6	*7	7	*8	10	11				
5	LI Jiao (NED)	*0	0	*1	2	*2	4	*6	6	*7	8	8		
	FENG Tianwei (SIN)	0	*2	3	*4	6	*6	6	*8	9	*10	11		

Note:

* denotes server. For the definition of the statistics refer to "Competition Format and Rules" report



DETAILED CONTEST RESULTS

团体比赛详细成绩 / RÉSULTATS DÉTAILLÉS DU CONCOURS

NETHERLANDS (NED) 0-3 SINGAPORE (SIN)

Match 2 TIMINA Elena (NED) 0-3 LI Jia Wei (SIN)

Match Summary		Match	Game 1	Game 2	Game 3	Game 4	Game 5
TIMINA Elena	NED	0	12	2	3		
LI Jia Wei	SIN	3	14	11	11		
Duration of Match 2		19min	8min	3min	3min		

Contest No.: WT19

Table: 5

Umpires: SWEID Sameer (SYR)

BERGFELDT Rebecca (SWE)

Game Statistics	TIMINA Elena (NED)						LI Jia Wei (SIN)					
	Game					Match	Game					Match
	1	2	3	4	5		1	2	3	4	5	
Points won	12	2	3			17	14	11	11			36
Service %	2 16%	0 0%	0 0%			2 11%	1 7%	0 0%	0 0%			1 2%
Third Ball %	0 0%	0 0%	0 0%			0 0%	0 0%	0 0%	0 0%			0 0%
Attacking %	1 8%	0 0%	0 0%			1 5%	10 71%	8 72%	8 72%			26 72%
Defending %	8 66%	2 100%	1 33%			11 64%	2 14%	1 9%	2 18%			5 13%
Counterattacking %	1 8%	0 0%	2 66%			3 17%	0 0%	1 9%	1 9%			2 5%
Other %	0 0%	0 0%	0 0%			0 0%	1 7%	1 9%	0 0%			2 5%
Biggest lead	1	0	0				2	9	8			
Handedness/Grip	Right/						Right/					

Game Progress

1	TIMINA Elena (NED)	0	*1	1	*2	4	*4	6	*6	7	*9	10	*10	11	*11	12	*12	12
	LI Jia Wei (SIN)	*0	1	*3	4	*4	6	*6	8	*9	9	*10	11	*11	12	*12	13	14
2	TIMINA Elena (NED)	*0	0	*0	0	*1	2	*2	2									
	LI Jia Wei (SIN)	0	*2	4	*6	7	*8	10	11									
3	TIMINA Elena (NED)	0	*0	0	*0	1	*2	3	3									
	LI Jia Wei (SIN)	*0	2	*4	6	*7	8	*9	11									

Note:

*1*1* denotes server. For the definition of the statistics refer to "Competition Format and Rules" report



DETAILED CONTEST RESULTS

团体比赛详细成绩 / RÉSULTATS DÉTAILLÉS DU CONCOURS

NETHERLANDS (NED) 0-3 SINGAPORE (SIN)

Match 3 LI Jie (NED) 2-3 WANG Yue Gu (SIN)
 TIMINA Elena LI Jia Wei

Match Summary		Match	Game 1	Game 2	Game 3	Game 4	Game 5
LI/TIMINA	NED	2	8	11	11	6	7
WANG/LI	SIN	3	11	5	6	11	11
Duration of Match 3		33min	5min	4min	5min	5min	5min

Contest No.: WT19 Table: 5 Umpires: SWEID Sameer (SYR) BERGFELDT Rebecca (SWE)

Game Statistics	LI/TIMINA (NED)						WANG/LI (SIN)					
	Game					Match	Game					Match
	1	2	3	4	5		1	2	3	4	5	
Points won	8	11	11	6	7	43	11	5	6	11	11	44
Service %	0 0%	2 18%	1 9%	0 0%	0 0%	3 6%	0 0%	0 0%	0 0%	0 0%	0 0%	0 0%
Third Ball %	0 0%	0 0%	0 0%	1 16%	0 0%	1 2%	0 0%	0 0%	1 16%	0 0%	1 9%	2 4%
Attacking %	0 0%	1 9%	0 0%	1 16%	0 0%	2 4%	7 63%	4 80%	4 66%	7 63%	3 27%	25 56%
Defending %	6 75%	4 36%	5 45%	2 33%	4 57%	21 48%	3 27%	1 20%	1 16%	3 27%	6 54%	14 31%
Counterattacking %	2 25%	4 36%	5 45%	2 33%	3 42%	16 37%	0 0%	0 0%	0 0%	1 9%	0 0%	1 2%
Other %	0 0%	0 0%	0 0%	0 0%	0 0%	0 0%	1 9%	0 0%	0 0%	0 0%	1 9%	2 4%
Biggest lead	0	8	5	1	1		5	0	0	5	4	
Handedness/Grip	Right/ - Right/						Right/ - Right/					

Game Progress

1	LI/TIMINA (NED)	0	*_1	1	*_2	3	_*4	5	*_5	6	_*8	8
	WANG/LI (SIN)	_*0	1	*_3	4	_*5	6	*_7	9	*_10	10	11
2	LI/TIMINA (NED)	*_0	2	_*4	5	*_7	9	_*9	10	11		
	WANG/LI (SIN)	0	*_0	0	_*1	1	*_1	3	_*4	5		
3	LI/TIMINA (NED)	0	*_1	_*2	2	*_4	5	_*6	8	*_9	10	11
	WANG/LI (SIN)	_*0	1	1	*_2	2	_*3	4	*_4	5	_*6	6
4	LI/TIMINA (NED)	*_0	0	_*2	3	*_4	5	_*5	5	*_6	6	6
	WANG/LI (SIN)	0	*_2	2	_*3	4	*_5	7	_*9	10	11	11
5	LI/TIMINA (NED)	0	*_1	2	*_3	4	*_4	5	_*6	6	7	7
	WANG/LI (SIN)	_*0	1	*_2	3	_*4	6	*_7	8	*_10	11	11

Note:

"*_-" denotes first player of pair is server, "-*_-" denotes second player of pair is server. For the definition of the statistics refer to "Competition Format and Rules" report



DETAILED CONTEST RESULTS

团体比赛详细成绩 / RÉSULTATS DÉTAILLÉS DU CONCOURS

NIGERIA (NGR) 0-3 UNITED STATES (USA)

Contest No.: WT20 Table: 2 Umpires: ZHANG Yingqiu (CHN) LUO Jing (CHN)

Match 1			Match	Game 1	Game 2	Game 3	Game 4	Game 5
A	KAFFO Bose	NGR	0	1	2	6		
X	GAO Jun	USA	3	11	11	11		
Duration of Match 1			11min	2min	2min	4min		
Match 2			Match	Game 1	Game 2	Game 3	Game 4	Game 5
B	OFFIONG Cecilia Otu	NGR	0	5	3	4		
Y	WANG Chen	USA	3	11	11	11		
Duration of Match 2			11min	3min	3min	3min		
Match 3			Match	Game 1	Game 2	Game 3	Game 4	Game 5
C/B	OSHONAIKE/OFFIONG	NGR	0	5	9	8		
Z/X	HUANG/GAO	USA	3	11	11	11		
Duration of Match 3			15min	3min	4min	3min		
Duration of Contest				38min				

Contest Statistics	NIGERIA (NGR)						UNITED STATES (USA)					
	Match					Contest	Match					Contest
	1	2	3	4	5		1	2	3	4	5	
Points won	9	12	22			43	33	33	33			99
Service %	2 22%	3 25%	3 13%			8 18%	3 9%	12 36%	2 6%			17 17%
Third Ball %	2 22%	1 8%	4 18%			7 16%	5 15%	6 18%	9 27%			20 20%
Attacking %	2 22%	4 33%	4 18%			10 23%	6 18%	2 6%	14 42%			22 22%
Defending %	3 33%	4 33%	10 45%			17 39%	16 48%	9 27%	6 18%			31 31%
Counterattacking %	0 0%	0 0%	0 0%			0 0%	2 6%	1 3%	2 6%			5 5%
Other %	0 0%	0 0%	1 4%			1 2%	1 3%	3 9%	0 0%			4 4%

Legend:
 WT Women's Team



DETAILED CONTEST RESULTS

团体比赛详细成绩 / RÉSULTATS DÉTAILLÉS DU CONCOURS

NIGERIA (NGR) 0-3 UNITED STATES (USA)

Match 1 KAFFO Bose (NGR) 0-3 GAO Jun (USA)

Match Summary		Match	Game 1	Game 2	Game 3	Game 4	Game 5
KAFFO Bose	NGR	0	1	2	6		
GAO Jun	USA	3	11	11	11		
Duration of Match 1		11min	2min	2min	4min		

Contest No.: WT20

Table: 2

Umpires: ZHANG Yingqiu (CHN)

LUO Jing (CHN)

Game Statistics	KAFFO Bose (NGR)						GAO Jun (USA)					
	Game					Match	Game					Match
	1	2	3	4	5		1	2	3	4	5	
Points won	1	2	6			9	11	11	11			33
Service %	0	1	1			2	2	1	0			3
	0%	50%	16%			22%	18%	9%	0%			9%
Third Ball %	0	0	2			2	0	4	1			5
	0%	0%	33%			22%	0%	36%	9%			15%
Attacking %	0	1	1			2	3	1	2			6
	0%	50%	16%			22%	27%	9%	18%			18%
Defending %	1	0	2			3	6	4	6			16
	100%	0%	33%			33%	54%	36%	54%			48%
Counterattacking %	0	0	0			0	0	0	2			2
	0%	0%	0%			0%	0%	0%	18%			6%
Other %	0	0	0			0	0	1	0			1
	0%	0%	0%			0%	0%	9%	0%			3%
Biggest lead	0	0	1				10	9	5			
Handedness/Grip	Right/						Right/					

Game Progress

1	KAFFO Bose (NGR)	*0	0	*1	1	*1	1	1
	GAO Jun (USA)	0	*2	3	*5	7	*9	11
2	KAFFO Bose (NGR)	0	*0	1	*1	2	*2	2
	GAO Jun (USA)	*0	2	*3	5	*6	8	*10 11
3	KAFFO Bose (NGR)	*0	1	*2	3	*4	4	*4
	GAO Jun (USA)	0	*1	2	*3	4	*6	8
								*9
								10
								11

Note:

* indicates server. For the definition of the statistics refer to "Competition Format and Rules" report



DETAILED CONTEST RESULTS

团体比赛详细成绩 / RÉSULTATS DÉTAILLÉS DU CONCOURS

NIGERIA (NGR) 0-3 UNITED STATES (USA)

Match 2 OFFIONG Cecilia Otu (NGR) 0-3 WANG Chen (USA)

Match Summary		Match	Game 1	Game 2	Game 3	Game 4	Game 5
OFFIONG Cecilia Otu	NGR	0	5	3	4		
WANG Chen	USA	3	11	11	11		
Duration of Match 2		11min	3min	3min	3min		

Contest No.: WT20 Table: 2 Umpires: ZHANG Yingqiu (CHN) LUO Jing (CHN)

Game Statistics	OFFIONG Cecilia Otu (NGR)						WANG Chen (USA)					
	Game					Match	Game					Match
	1	2	3	4	5		1	2	3	4	5	
Points won	5	3	4			12	11	11	11			33
Service %	0 0%	1 33%	2 50%			3 25%	2 18%	6 54%	4 36%			12 36%
Third Ball %	1 20%	0 0%	0 0%			1 8%	3 27%	1 9%	2 18%			6 18%
Attacking %	3 60%	1 33%	0 0%			4 33%	1 9%	0 0%	1 9%			2 6%
Defending %	1 20%	1 33%	2 50%			4 33%	4 36%	3 27%	2 18%			9 27%
Counterattacking %	0 0%	0 0%	0 0%			0 0%	0 0%	1 9%	0 0%			1 3%
Other %	0 0%	0 0%	0 0%			0 0%	1 9%	0 0%	2 18%			3 9%
Biggest lead	1	0	0				7	8	7			
Handedness/Grip	Right/						Right/					

Game Progress

1	OFFIONG Cecilia. (NGR)	*0	1	*1	1	*2	2	*3	5	5
	WANG Chen (USA)	0	*1	3	*5	6	*8	9	*9	11
2	OFFIONG Cecilia. (NGR)	0	*1	1	*1	3	*3	3	3	3
	WANG Chen (USA)	*0	1	*3	5	*5	7	*9	11	
3	OFFIONG Cecilia. (NGR)	*0	0	*0	1	*1	2	*3	4	4
	WANG Chen (USA)	0	*2	4	*5	7	*8	9	*10	11

Note:

*1-10 denotes server. For the definition of the statistics refer to "Competition Format and Rules" report



DETAILED CONTEST RESULTS

团体比赛详细成绩 / RÉSULTATS DÉTAILLÉS DU CONCOURS

NIGERIA (NGR) 0-3 UNITED STATES (USA)

Match 3 OSHONAIKE Funke (NGR) 0-3 HUANG Crystal Xi (USA)
 OFFIONG Cecilia Otu GAO Jun

Match Summary		Match	Game 1	Game 2	Game 3	Game 4	Game 5
OSHONAIKE/OFFIONG	NGR	0	5	9	8		
HUANG/GAO	USA	3	11	11	11		
Duration of Match 3		15min	3min	4min	3min		

Contest No.: WT20 Table: 2 Umpires: ZHANG Yingqiu (CHN) LUO Jing (CHN)

Game Statistics	OSHONAIKE/OFFIONG (NGR)					Match	HUANG/GAO (USA)					Match
	Game						Game					
	1	2	3	4	5		1	2	3	4	5	
Points won	5	9	8			22	11	11	11			33
Service %	0 0%	0 0%	3 37%			3 13%	1 9%	0 0%	1 9%			2 6%
Third Ball %	1 20%	2 22%	1 12%			4 18%	4 36%	2 18%	3 27%			9 27%
Attacking %	1 20%	3 33%	0 0%			4 18%	3 27%	7 63%	4 36%			14 42%
Defending %	3 60%	3 33%	4 50%			10 45%	3 27%	1 9%	2 18%			6 18%
Counterattacking %	0 0%	0 0%	0 0%			0 0%	0 0%	1 9%	1 9%			2 6%
Other %	0 0%	1 11%	0 0%			1 4%	0 0%	0 0%	0 0%			0 0%
Biggest lead	1	4	0				8	2	4			
Handedness/Grip	Right/ - Right/						Left/ - Right/					

Game Progress

1	OSHONAIKE/OF. (NGR)	*_0	1	_*1	1	*_1	1	_*2	4	5				
	HUANG/GAO (USA)	0	*_1	3	*_5	7	_*9	10	*_10	11				
2	OSHONAIKE/OF. (NGR)	0	*_2	3	_*4	4	*_5	6	_*6	6	*_6	8	_*9	9
	HUANG/GAO (USA)	*_0	0	_*0	0	*_2	2	*_2	4	_*6	8	*_8	9	11
3	OSHONAIKE/OF. (NGR)	*_0	1	_*2	3	*_4	4	_*5	5	*_6	8	8		
	HUANG/GAO (USA)	0	*_1	2	*_3	4	_*6	7	*_9	10	*_10	11		

Note:

"*-" denotes first player of pair is server, "-*" denotes second player of pair is server. For the definition of the statistics refer to "Competition Format and Rules" report



DETAILED CONTEST RESULTS

团体比赛详细成绩 / RÉSULTATS DÉTAILLÉS DU CONCOURS

POLAND (POL) 0-3 HONG KONG, CHINA (HKG)

Contest No.: WT5 Table: 2 Umpires: MUGWANYA Ronald (UGA) ALAMRI Hassan (QAT)

Match 1			Match	Game 1	Game 2	Game 3	Game 4	Game 5
A	LI Qian	POL	0	7	9	7		
X	LIN Ling	HKG	3	11	11	11		
Duration of Match 1			23min	4min	6min	6min		

Match 2			Match	Game 1	Game 2	Game 3	Game 4	Game 5
B	PARTYKA Natalia	POL	2	11	9	6	11	4
Y	TIE Yana	HKG	3	8	11	11	5	11
Duration of Match 2			39min	5min	6min	6min	5min	5min

Match 3			Match	Game 1	Game 2	Game 3	Game 4	Game 5
C/B	XU/PARTYKA	POL	0	6	6	10		
Z/X	LAU/LIN	HKG	3	11	11	12		
Duration of Match 3			20min	4min	4min	7min		

Duration of Contest	1h 23min
---------------------	----------

Contest Statistics	POLAND (POL)						HONG KONG, CHINA (HKG)					
	Match					Contest	Match					Contest
	1	2	3	4	5		1	2	3	4	5	
Points won	23	41	23			87	33	46	34			113
Service %	3 13%	4 9%	1 4%			8 9%	2 6%	1 2%	4 11%			7 6%
Third Ball %	0 0%	4 9%	1 4%			5 5%	2 6%	4 8%	3 8%			9 7%
Attacking %	6 26%	16 39%	9 39%			31 35%	20 60%	27 58%	18 52%			65 57%
Defending %	7 30%	3 7%	3 13%			13 14%	1 3%	2 4%	1 2%			4 3%
Counterattacking %	5 21%	10 24%	8 34%			23 26%	5 15%	12 26%	5 14%			22 19%
Other %	2 8%	4 9%	1 4%			7 8%	3 9%	0 0%	3 8%			6 5%

Legend:
WT Women's Team



DETAILED CONTEST RESULTS

团体比赛详细成绩 / RÉSULTATS DÉTAILLÉS DU CONCOURS

POLAND (POL) 0-3 HONG KONG, CHINA (HKG)

Match 1 LI Qian (POL) 0-3 LIN Ling (HKG)

Match Summary		Match	Game 1	Game 2	Game 3	Game 4	Game 5
LI Qian	POL	0	7	9	7		
LIN Ling	HKG	3	11	11	11		
Duration of Match 1		23min	4min	6min	6min		

Contest No.: WT5 Table: 2 Umpires: MUGWANYA Ronald (UGA) ALAMRI Hassan (QAT)

Game Statistics	LI Qian (POL)						LIN Ling (HKG)					
	Game					Match	Game					Match
	1	2	3	4	5		1	2	3	4	5	
Points won	7	9	7			23	11	11	11			33
Service %	28%	11%	0%			13%	9%	9%	0%			6%
Third Ball %	0%	0%	0%			0%	9%	9%	0%			6%
Attacking %	42%	11%	28%			26%	36%	72%	72%			60%
Defending %	14%	22%	57%			30%	0%	0%	9%			3%
Counterattacking %	0%	55%	0%			21%	27%	0%	18%			15%
Other %	14%	0%	14%			8%	18%	9%	0%			9%
Biggest lead	2	1	0				5	3	5			
Handedness/Grip	Right/						Right/					

Game Progress

1	LI Qian (POL)	*0	2	*2	3	*3	4	*4	5	*6	7	
	LIN Ling (HKG)	0	*0	2	*3	5	*6	8	*9	10	11	
2	LI Qian (POL)	0	*0	1	*2	4	*4	6	*7	8	*8	9
	LIN Ling (HKG)	*0	2	*3	4	*4	6	*6	7	*8	10	11
3	LI Qian (POL)	*0	1	*1	2	*2	3	*4	5	*7	7	
	LIN Ling (HKG)	0	*1	3	*4	6	*7	8	*9	9	11	

Note:

* indicates server. For the definition of the statistics refer to "Competition Format and Rules" report



DETAILED CONTEST RESULTS

团体比赛详细成绩 / RÉSULTATS DÉTAILLÉS DU CONCOURS

POLAND (POL) 0-3 HONG KONG, CHINA (HKG)

Match 2 PARTYKA Natalia (POL) 2-3 TIE Yana (HKG)

Match Summary		Match	Game 1	Game 2	Game 3	Game 4	Game 5
PARTYKA Natalia	POL	2	11	9	6	11	4
TIE Yana	HKG	3	8	11	11	5	11
Duration of Match 2		39min	5min	6min	6min	5min	5min

Contest No.: WT5 Table: 2 Umpires: MUGWANYA Ronald (UGA) ALAMRI Hassan (QAT)

Game Statistics	PARTYKA Natalia (POL)						TIE Yana (HKG)					
	Game					Match	Game					Match
	1	2	3	4	5		1	2	3	4	5	
Points won	11	9	6	11	4	41	8	11	11	5	11	46
Service %	1 9%	1 11%	2 33%	0 0%	0 0%	4 9%	0 0%	1 9%	0 0%	0 0%	0 0%	1 2%
Third Ball %	0 0%	2 22%	1 16%	1 9%	0 0%	4 9%	0 0%	2 18%	2 18%	0 0%	0 0%	4 8%
Attacking %	5 45%	2 22%	1 16%	6 54%	2 50%	16 39%	4 50%	6 54%	8 72%	2 40%	7 63%	27 58%
Defending %	1 9%	0 0%	1 16%	1 9%	0 0%	3 7%	1 12%	0 0%	0 0%	0 0%	1 9%	2 4%
Counterattacking %	3 27%	1 11%	1 16%	3 27%	2 50%	10 24%	3 37%	2 18%	1 9%	3 60%	3 27%	12 26%
Other %	1 9%	3 33%	0 0%	0 0%	0 0%	4 9%	0 0%	0 0%	0 0%	0 0%	0 0%	0 0%
Biggest lead	4	2	0	6	0		1	3	5	0	7	
Handedness/Grip	Left/						Right/					

Game Progress

1	PARTYKA Natalia (POL)	*0	1	*2	3	*4	6	*7	9	*10	10	11
	TIE Yana (HKG)	0	*1	2	*3	4	*4	5	*5	6	*8	8
2	PARTYKA Natalia (POL)	0	*1	2	*3	5	*5	6	*6	7	*8	9
	TIE Yana (HKG)	*0	1	*2	3	*3	5	*6	8	*9	10	11
3	PARTYKA Natalia (POL)	*0	0	*1	2	*2	4	*5	6	*6	6	
	TIE Yana (HKG)	0	*2	3	*4	6	*6	7	*8	10	11	
4	PARTYKA Natalia (POL)	0	*2	3	*5	6	*7	8	*9	11		
	TIE Yana (HKG)	*0	0	*1	1	*2	3	*4	5	5		
5	PARTYKA Natalia (POL)	*0	1	*1	1	*3	3	*4	4	4		
	TIE Yana (HKG)	0	*1	3	*5	5	*7	8	*10	11		

Note:

* indicates server. For the definition of the statistics refer to "Competition Format and Rules" report



DETAILED CONTEST RESULTS

团体比赛详细成绩 / RÉSULTATS DÉTAILLÉS DU CONCOURS

POLAND (POL) 0-3 HONG KONG, CHINA (HKG)

Match 3
 XU Jie (POL) 0-3 LAU Sui Fei (HKG)
 PARTYKA Natalia LIN Ling

Match Summary		Match	Game 1	Game 2	Game 3	Game 4	Game 5
XU/PARTYKA	POL	0	6	6	10		
LAU/LIN	HKG	3	11	11	12		
Duration of Match 3		20min	4min	4min	7min		

Contest No.: WT5 Table: 2 Umpires: MUGWANYA Ronald (UGA) ALAMRI Hassan (QAT)

Game Statistics	XU/PARTYKA (POL)						LAU/LIN (HKG)					
	Game					Match	Game					Match
	1	2	3	4	5		1	2	3	4	5	
Points won	6	6	11			23	11	11	12			34
Service %	16%	0%	0%			4%	9%	18%	8%			11%
Third Ball %	16%	0%	0%			4%	0%	27%	0%			8%
Attacking %	16%	50%	45%			39%	63%	27%	66%			52%
Defending %	16%	16%	9%			13%	0%	9%	0%			2%
Counterattacking %	33%	33%	36%			34%	9%	18%	16%			14%
Other %	0%	0%	9%			4%	18%	0%	8%			8%
Biggest lead	1	0	1				5	5	2			
Handedness/Grip	Right/ - Left/						Right/ - Right/					

Game Progress

1	XU/PARTYKA (POL)	0	_*0	1	*_2	3	_*5	6	*_6	6	6			
	LAU/LIN (HKG)	_*0	2	*_3	4	_*5	5	*_6	8	_*10	11			
2	XU/PARTYKA (POL)	_*0	0	*_1	1	_*2	4	*_4	5	_*6	6			
	LAU/LIN (HKG)	0	_*2	3	*_5	6	_*6	8	*_9	10	11			
3	XU/PARTYKA (POL)	0	_*1	2	*_3	4	_*5	6	*_7	7	_*8	10	*_10	10
	LAU/LIN (HKG)	_*0	1	*_2	3	_*4	5	*_6	7	_*9	10	*_10	11	12

Note:

"*-" denotes first player of pair is server, "-*" denotes second player of pair is server. For the definition of the statistics refer to "Competition Format and Rules" report



DETAILED CONTEST RESULTS

团体比赛详细成绩 / RÉSULTATS DÉTAILLÉS DU CONCOURS

ROMANIA (ROU) 3-0 GERMANY (GER)

Contest No.: WT6

Table: 6

Umpires: LIU Jie (CHN)

XU Yumei (CHN)

Match 1			Match	Game 1	Game 2	Game 3	Game 4	Game 5
A	DODEAN Daniela	ROU	3	11	11	11		
X	WU Jiaduo	GER	0	9	8	7		
Duration of Match 1			21min	5min	6min	6min		

Match 2			Match	Game 1	Game 2	Game 3	Game 4	Game 5
B	SAMARA Elizabeta	ROU	3	11	11	11		
Y	SCHALL Elke	GER	0	8	6	9		
Duration of Match 2			22min	5min	5min	6min		

Match 3			Match	Game 1	Game 2	Game 3	Game 4	Game 5
C/B	NECULA/SAMARA	ROU	3	12	9	11	12	
Z/Y	BARTHEL/SCHALL	GER	1	10	11	4	10	
Duration of Match 3			30min	6min	5min	3min	7min	

Duration of Contest	1h 15min
---------------------	-----------------

Contest Statistics	ROMANIA (ROU)						GERMANY (GER)					
	Match					Contest	Match					Contest
	1	2	3	4	5		1	2	3	4	5	
Points won	33	33	44			110	24	23	37			84
Service %	1 3%	1 3%	4 9%			6 5%	0 0%	3 13%	4 10%			7 8%
Third Ball %	0 0%	3 9%	2 4%			5 4%	2 8%	0 0%	4 10%			6 7%
Attacking %	11 33%	15 45%	29 65%			55 50%	4 16%	4 17%	16 43%			24 28%
Defending %	7 21%	7 21%	7 15%			21 19%	12 50%	12 52%	7 18%			31 36%
Counterattacking %	14 42%	5 15%	1 2%			20 18%	4 16%	3 13%	3 8%			10 11%
Other %	0 0%	2 6%	1 2%			3 2%	2 8%	1 4%	3 8%			6 7%

Legend:
WT Women's Team



DETAILED CONTEST RESULTS

团体比赛详细成绩 / RÉSULTATS DÉTAILLÉS DU CONCOURS

ROMANIA (ROU) 3-0 GERMANY (GER)

Match 1 DODEAN Daniela (ROU) 3-0 WU Jiaduo (GER)

Match Summary		Match	Game 1	Game 2	Game 3	Game 4	Game 5
DODEAN Daniela	ROU	3	11	11	11		
WU Jiaduo	GER	0	9	8	7		
Duration of Match 1		21min	5min	6min	6min		

Contest No.: WT6

Table: 6

Umpires: LIU Jie (CHN)

XU Yumei (CHN)

Game Statistics	DODEAN Daniela (ROU)						WU Jiaduo (GER)					
	Game					Match	Game					Match
	1	2	3	4	5		1	2	3	4	5	
Points won	11	11	11			33	9	8	7			24
Service %	1 9%	0 0%	0 0%			1 3%	0 0%	0 0%	0 0%			0 0%
Third Ball %	0 0%	0 0%	0 0%			0 0%	1 11%	0 0%	1 14%			2 8%
Attacking %	2 18%	4 36%	5 45%			11 33%	2 22%	2 25%	0 0%			4 16%
Defending %	2 18%	2 18%	3 27%			7 21%	5 55%	2 25%	5 71%			12 50%
Counterattacking %	6 54%	5 45%	3 27%			14 42%	1 11%	3 37%	0 0%			4 16%
Other %	0 0%	0 0%	0 0%			0 0%	0 0%	1 12%	1 14%			2 8%
Biggest lead	6	3	4				0	1	4			
Handedness/Grip	Right/						Right/					

Game Progress

1	DODEAN Daniela (ROU)	*0	2	*4	6	*6	7	*7	8	*8	10	11
	WU Jiaduo (GER)	0	*0	0	*0	2	*3	5	*6	8	*8	9
2	DODEAN Daniela (ROU)	0	*1	2	*3	4	*6	6	*8	8	*10	11
	WU Jiaduo (GER)	*0	1	*2	3	*4	4	*6	6	*8	8	8
3	DODEAN Daniela (ROU)	*0	1	*2	3	*3	3	*5	7	*9	11	
	WU Jiaduo (GER)	0	*1	2	*3	5	*7	7	*7	7	7	7

Note:

* indicates server. For the definition of the statistics refer to "Competition Format and Rules" report



DETAILED CONTEST RESULTS

团体比赛详细成绩 / RÉSULTATS DÉTAILLÉS DU CONCOURS

ROMANIA (ROU) 3-0 GERMANY (GER)

Match 2 SAMARA Elizabeta (ROU) 3-0 SCHALL Elke (GER)

Match Summary		Match	Game 1	Game 2	Game 3	Game 4	Game 5
SAMARA Elizabeta	ROU	3	11	11	11		
SCHALL Elke	GER	0	8	6	9		
Duration of Match 2		22min	5min	5min	6min		

Contest No.: WT6

Table: 6

Umpires: LIU Jie (CHN)

XU Yumei (CHN)

Game Statistics	SAMARA Elizabeta (ROU)						SCHALL Elke (GER)					
	Game					Match	Game					Match
	1	2	3	4	5		1	2	3	4	5	
Points won	11	11	11			33	8	6	9			23
Service %	1 9%	0 0%	0 0%			1 3%	1 12%	1 16%	1 11%			3 13%
Third Ball %	0 0%	2 18%	1 9%			3 9%	0 0%	0 0%	0 0%			0 0%
Attacking %	5 45%	4 36%	6 54%			15 45%	0 0%	1 16%	3 33%			4 17%
Defending %	1 9%	4 36%	2 18%			7 21%	4 50%	3 50%	5 55%			12 52%
Counterattacking %	2 18%	1 9%	2 18%			5 15%	2 25%	1 16%	0 0%			3 13%
Other %	2 18%	0 0%	0 0%			2 6%	1 12%	0 0%	0 0%			1 4%
Biggest lead	3	5	6				2	0	2			
Handedness/Grip	Left/						Right/					

Game Progress

1	SAMARA Elizabe. (ROU)	0	*1	2	*3	5	*5	5	*7	8	*10	11
	SCHALL Elke (GER)	*0	1	*2	3	*3	5	*7	7	*8	8	8
2	SAMARA Elizabe. (ROU)	*0	1	*3	4	*4	6	*8	9	*10	11	
	SCHALL Elke (GER)	0	*1	1	*2	4	*4	4	*5	6	6	
3	SAMARA Elizabe. (ROU)	0	*0	2	*4	6	*8	8	*9	10	*10	11
	SCHALL Elke (GER)	*0	2	*2	2	*2	2	*4	5	*6	8	9

Note:

* indicates server. For the definition of the statistics refer to "Competition Format and Rules" report



DETAILED CONTEST RESULTS

团体比赛详细成绩 / RÉSULTATS DÉTAILLÉS DU CONCOURS

ROMANIA (ROU) 3-0 GERMANY (GER)

Match 3 NECULA Iulia (ROU) 3-1 BARTHEL Zhenqi (GER)
 SAMARA Elizabeta SCHALL Elke

Match Summary		Match	Game 1	Game 2	Game 3	Game 4	Game 5
NECULA/SAMARA	ROU	3	12	9	11	12	
BARTHEL/SCHALL	GER	1	10	11	4	10	
Duration of Match 3		30min	6min	5min	3min	7min	

Contest No.: WT6

Table: 6

Umpires: LIU Jie (CHN)

XU Yumei (CHN)

Game Statistics	NECULA/SAMARA (ROU)					Match	BARTHEL/SCHALL (GER)					Match
	Game						Game					
	1	2	3	4	5		1	2	3	4	5	
Points won	12	9	11	12		44	10	11	4	12		37
Service %	0 0%	2 22%	2 18%	0 0%		4 9%	0 0%	2 18%	1 25%	1 8%		4 10%
Third Ball %	0 0%	0 0%	2 18%	0 0%		2 4%	0 0%	2 18%	1 25%	1 8%		4 10%
Attacking %	7 58%	5 55%	7 63%	10 83%		29 65%	2 20%	5 45%	0 0%	9 75%		16 43%
Defending %	3 25%	2 22%	0 0%	2 16%		7 15%	2 20%	2 18%	2 50%	1 8%		7 18%
Counterattacking %	1 8%	0 0%	0 0%	0 0%		1 2%	3 30%	0 0%	0 0%	0 0%		3 8%
Other %	1 8%	0 0%	0 0%	0 0%		1 2%	3 30%	0 0%	0 0%	0 0%		3 8%
Biggest lead	2	2	7	5			2	2	0	0		
Handedness/Grip	Right/ - Left/						Right/ - Right/					

Game Progress

1	NECULA/SAMA. (ROU)	2	*_2	4	*_5	6	*_6	7	*_8	8	*_10	11	12	
	BARTHEL/SCHA. (GER)	_*0	2	*_2	3	*_4	6	*_7	8	*_10	10	*_10	10	
2	NECULA/SAMA. (ROU)	0	*_0	2	*_3	5	*_5	6	*_7	7	*_8	9		
	BARTHEL/SCHA. (GER)	_*0	2	*_2	3	*_3	5	*_6	7	*_9	10	11		
3	NECULA/SAMA. (ROU)	_*0	2	*_3	5	*_6	7	*_8	10	11				
	BARTHEL/SCHA. (GER)	0	*_0	1	*_1	2	*_3	4	*_4	4				
4	NECULA/SAMA. (ROU)	0	*_2	3	*_4	6	*_7	8	*_8	8	*_9	10	*_11	12
	BARTHEL/SCHA. (GER)	_*0	0	*_1	2	*_2	3	*_4	6	*_8	9	*_10	10	10

Note:

"*-" denotes first player of pair is server, "-*" denotes second player of pair is server. For the definition of the statistics refer to "Competition Format and Rules" report



DETAILED CONTEST RESULTS

團體比賽詳細成績 / RÉSULTATS DÉTAILLÉS DU CONCOURS

ROMANIA (ROU) 0-3 HONG KONG, CHINA (HKG)

Contest No.: WT13

Table: 4

Umpires: SETA Yukito (JPN)

LAU Pub Taii (SIN)

Match 1			Match	Game 1	Game 2	Game 3	Game 4	Game 5
A	DODEAN Daniela	ROU	1	7	5	12	7	
X	LIN Ling	HKG	3	11	11	10	11	
Duration of Match 1			29min	5min	4min	6min	5min	
Match 2			Match	Game 1	Game 2	Game 3	Game 4	Game 5
B	SAMARA Elizabeta	ROU	0	6	10	4		
Y	TIE Yana	HKG	3	11	12	11		
Duration of Match 2			19min	4min	6min	3min		
Match 3			Match	Game 1	Game 2	Game 3	Game 4	Game 5
C/B	NECULA/SAMARA	ROU	2	4	12	7	11	8
Z/X	LAU/LIN	HKG	3	11	10	11	1	11
Duration of Match 3			31min	3min	6min	4min	2min	5min
Duration of Contest				1h 20min				

Contest Statistics	ROMANIA (ROU)						HONG KONG, CHINA (HKG)					
	Match					Contest	Match					Contest
	1	2	3	4	5		1	2	3	4	5	
Points won	31	20	42			93	43	34	44			121
Service %	5 16%	7 35%	5 11%			17 18%	2 4%	5 14%	7 15%			14 11%
Third Ball %	2 6%	3 15%	0 0%			5 5%	7 16%	7 20%	0 0%			14 11%
Attacking %	18 58%	5 25%	25 59%			48 51%	25 58%	15 44%	23 52%			63 52%
Defending %	4 12%	4 20%	9 21%			17 18%	7 16%	6 17%	13 29%			26 21%
Counterattacking %	1 3%	0 0%	1 2%			2 2%	2 4%	1 2%	0 0%			3 2%
Other %	1 3%	1 5%	2 4%			4 4%	0 0%	0 0%	1 2%			1 0%

Legend:
WT Women's Team



DETAILED CONTEST RESULTS

团体比赛详细成绩 / RÉSULTATS DÉTAILLÉS DU CONCOURS

ROMANIA (ROU) 0-3 HONG KONG, CHINA (HKG)

Match 1 DODEAN Daniela (ROU) 1-3 LIN Ling (HKG)

Match Summary		Match	Game 1	Game 2	Game 3	Game 4	Game 5
DODEAN Daniela	ROU	1	7	5	12	7	
LIN Ling	HKG	3	11	11	10	11	
Duration of Match 1		29min	5min	4min	6min	5min	

Contest No.: WT13

Table: 4

Umpires: SETA Yukito (JPN)

LAU Pub Taai (SIN)

Game Statistics	DODEAN Daniela (ROU)						LIN Ling (HKG)					
	Game					Match	Game					Match
	1	2	3	4	5		1	2	3	4	5	
Points won	7	5	12	7		31	11	11	10	11		43
Service %	14%	0%	16%	28%		16%	0%	0%	10%	9%		4%
Third Ball %	14%	0%	0%	14%		6%	9%	9%	30%	18%		16%
Attacking %	57%	80%	58%	42%		58%	63%	63%	30%	72%		58%
Defending %	14%	20%	8%	14%		12%	27%	9%	30%	0%		16%
Counterattacking %	0%	0%	8%	0%		3%	0%	18%	0%	0%		4%
Other %	0%	0%	8%	0%		3%	0%	0%	0%	0%		0%
Biggest lead	1	0	2	0			4	7	2	6		
Handedness/Grip	Right/						Right/					

Game Progress

1	DODEAN Daniela (ROU)	*0	1	*2	3	*3	5	*5	6	*6	7			
	LIN Ling (HKG)	0	*1	2	*3	5	*5	7	*8	10	11			
2	DODEAN Daniela (ROU)	0	*1	2	*3	3	*3	3	*4	5				
	LIN Ling (HKG)	*0	1	*2	3	*5	7	*9	10	11				
3	DODEAN Daniela (ROU)	*0	0	*1	3	*3	5	*6	8	*8	9	*10	11	12
	LIN Ling (HKG)	0	*2	3	*3	5	*5	6	*6	8	*9	10	*10	10
4	DODEAN Daniela (ROU)	0	*0	0	*0	2	*2	3	*4	6	7			
	LIN Ling (HKG)	*0	2	*4	6	*6	8	*9	10	*10	11			

Note:

* indicates server. For the definition of the statistics refer to "Competition Format and Rules" report



DETAILED CONTEST RESULTS

团体比赛详细成绩 / RÉSULTATS DÉTAILLÉS DU CONCOURS

ROMANIA (ROU) 0-3 HONG KONG, CHINA (HKG)

Match 2 SAMARA Elizabeta (ROU) 0-3 TIE Yana (HKG)

Match Summary		Match	Game 1	Game 2	Game 3	Game 4	Game 5
SAMARA Elizabeta	ROU	0	6	10	4		
TIE Yana	HKG	3	11	12	11		
Duration of Match 2		19min	4min	6min	3min		

Contest No.: WT13

Table: 4

Umpires: SETA Yukito (JPN)

LAU Pub Taai (SIN)

Game Statistics	SAMARA Elizabeta (ROU)						TIE Yana (HKG)					
	Game					Match	Game					Match
	1	2	3	4	5		1	2	3	4	5	
Points won	6	10	4			20	11	12	11			34
Service %	16%	50%	25%			35%	27%	0%	18%			14%
Third Ball %	0%	20%	25%			15%	9%	33%	18%			20%
Attacking %	50%	20%	0%			25%	45%	41%	45%			44%
Defending %	16%	10%	50%			20%	18%	16%	18%			17%
Counterattacking %	0%	0%	0%			0%	0%	8%	0%			2%
Other %	16%	0%	0%			5%	0%	0%	0%			0%
Biggest lead	0	1	2				5	3	7			
Handedness/Grip	Left/						Right/					

Game Progress

1	SAMARA Elizabe. (ROU)	*0	0	*1	3	*3	4	*5	5	*6	6			
	TIE Yana (HKG)	0	*2	3	*3	5	*6	7	*9	10	11			
2	SAMARA Elizabe. (ROU)	0	*0	1	*2	3	*4	6	*6	8	*9	10	*10	10
	TIE Yana (HKG)	*0	2	*3	4	*5	6	*6	8	*8	9	*10	11	12
3	SAMARA Elizabe. (ROU)	*0	2	*2	2	*3	3	*4	4	4	4	4	4	4
	TIE Yana (HKG)	0	*0	2	*4	5	*7	8	*10	11	11	11	11	11

Note:

* indicates server. For the definition of the statistics refer to "Competition Format and Rules" report



DETAILED CONTEST RESULTS

团体比赛详细成绩 / RÉSULTATS DÉTAILLÉS DU CONCOURS

ROMANIA (ROU) 0-3 HONG KONG, CHINA (HKG)

Match 3 NECULA Iulia (ROU) 2-3 LAU Sui Fei (HKG)
 SAMARA Elizabeta LIN Ling

Match Summary		Match	Game 1	Game 2	Game 3	Game 4	Game 5
NECULA/SAMARA	ROU	2	4	12	7	11	8
LAU/LIN	HKG	3	11	10	11	1	11
Duration of Match 3		31min	3min	6min	4min	2min	5min

Contest No.: WT13

Table: 4

Umpires: SETA Yukito (JPN)

LAU Pub Taai (SIN)

Game Statistics	NECULA/SAMARA (ROU)						LAU/LIN (HKG)					
	Game					Match	Game					Match
	1	2	3	4	5		1	2	3	4	5	
Points won	4	12	7	11	8	42	11	10	11	1	11	44
Service %	1 25%	1 8%	1 14%	2 18%	0 0%	5 11%	3 27%	2 20%	1 9%	0 0%	1 9%	7 15%
Third Ball %	0 0%	0 0%	0 0%	0 0%	0 0%	0 0%	0 0%	0 0%	0 0%	0 0%	0 0%	0 0%
Attacking %	2 50%	10 83%	1 14%	6 54%	6 75%	25 59%	6 54%	4 40%	7 63%	1 100%	5 45%	23 52%
Defending %	1 25%	0 0%	4 57%	2 18%	2 25%	9 21%	2 18%	4 40%	3 27%	0 0%	4 36%	13 29%
Counterattacking %	0 0%	0 0%	0 0%	1 9%	0 0%	1 2%	0 0%	0 0%	0 0%	0 0%	0 0%	0 0%
Other %	0 0%	1 8%	1 14%	0 0%	0 0%	2 4%	0 0%	0 0%	0 0%	0 0%	1 9%	1 2%
Biggest lead	0	3	0	10	0		7	1	6	0	4	
Handedness/Grip	Right/ - Left/						Right/ - Right/					

Game Progress

1	NECULA/SAMA. (ROU)	_ * 0	0	* _ 1	3	_ * 3	4	* _ 4	4	4				
	LAU/LIN (HKG)	0	* _ 2	3	_ * 3	5	* _ 6	8	_ * 10	11				
2	NECULA/SAMA. (ROU)	0	* _ 2	3	_ * 4	5	* _ 5	6	_ * 7	8	* _ 9	10	_ * 11	12
	LAU/LIN (HKG)	_ * 0	0	* _ 1	2	_ * 3	5	* _ 6	7	_ * 8	9	* _ 10	10	10
3	NECULA/SAMA. (ROU)	_ * 0	0	* _ 0	0	_ * 1	2	* _ 3	5	_ * 6	7			
	LAU/LIN (HKG)	0	* _ 2	4	_ * 6	7	* _ 8	9	_ * 9	10	11			
4	NECULA/SAMA. (ROU)	0	* _ 2	4	_ * 6	7	* _ 9	11						
	LAU/LIN (HKG)	* _ 0	0	_ * 0	0	* _ 1	1	1						
5	NECULA/SAMA. (ROU)	_ * 0	0	* _ 0	1	* _ 2	4	_ * 5	6	* _ 7	8	8		
	LAU/LIN (HKG)	0	* _ 2	4	_ * 5	6	* _ 6	7	_ * 8	9	* _ 10	11		

Note:

"*_-" denotes first player of pair is server, "-*" denotes second player of pair is server. For the definition of the statistics refer to "Competition Format and Rules" report



DETAILED CONTEST RESULTS

团体比赛详细成绩 / RÉSULTATS DÉTAILLÉS DU CONCOURS

GERMANY (GER) 1-3 POLAND (POL)

Contest No.: WT14

Table: 1

Umpires: LIU Jie (CHN)

XU Yumei (CHN)

Match 1			Match	Game 1	Game 2	Game 3	Game 4	Game 5
A	WU Jiaduo	GER	3	11	12	11	11	
X	PARTYKA Natalia	POL	1	13	10	8	4	
Duration of Match 1			30min	7min	7min	5min	4min	

Match 2			Match	Game 1	Game 2	Game 3	Game 4	Game 5
B	BARTHEL Zhenqi	GER	0	3	4	7		
Y	LI Qian	POL	3	11	11	11		
Duration of Match 2			17min	3min	4min	2min		

Match 3			Match	Game 1	Game 2	Game 3	Game 4	Game 5
C/A	SCHALL/WU	GER	2	3	3	11	11	4
Z/X	XU/PARTYKA	POL	3	11	11	7	7	11
Duration of Match 3			33min	3min	3min	6min	6min	5min

Match 4			Match	Game 1	Game 2	Game 3	Game 4	Game 5
B	BARTHEL Zhenqi	GER	0	3	12	7		
Z	XU Jie	POL	3	11	14	11		
Duration of Match 4			21min	3min	8min	5min		

Duration of Contest	1h 43min
---------------------	----------

Contest Statistics	GERMANY (GER)						POLAND (POL)					
	Match					Contest	Match					Contest
	1	2	3	4	5		1	2	3	4	5	
Points won	45	14	32	21		112	35	33	47	36		151
Service %	8 17%	1 7%	3 9%	0 0%		12 10%	7 20%	0 0%	3 6%	3 8%		13 8%
Third Ball %	3 6%	0 0%	2 6%	0 0%		5 4%	7 20%	2 6%	4 8%	2 5%		15 9%
Attacking %	8 17%	1 7%	6 18%	5 23%		20 17%	4 11%	4 12%	5 10%	12 33%		25 16%
Defending %	20 44%	7 50%	12 37%	13 61%		52 46%	10 28%	17 51%	22 46%	11 30%		60 39%
Counterattacking %	6 13%	5 35%	9 28%	3 14%		23 20%	6 17%	10 30%	13 27%	8 22%		37 24%
Other %	0 0%	0 0%	0 0%	0 0%		0 0%	1 2%	0 0%	0 0%	0 0%		1 0%

Legend:
 WT Women's Team



DETAILED CONTEST RESULTS

团体比赛详细成绩 / RÉSULTATS DÉTAILLÉS DU CONCOURS

GERMANY (GER) 1-3 POLAND (POL)

Match 1 WU Jiaduo (GER) 3-1 PARTYKA Natalia (POL)

Match Summary		Match	Game 1	Game 2	Game 3	Game 4	Game 5
WU Jiaduo	GER	3	11	12	11	11	
PARTYKA Natalia	POL	1	13	10	8	4	
Duration of Match 1		30min	7min	7min	5min	4min	

Contest No.: WT14

Table: 1

Umpires: LIU Jie (CHN)

XU Yumei (CHN)

Game Statistics	WU Jiaduo (GER)						PARTYKA Natalia (POL)					
	Game					Match	Game					Match
	1	2	3	4	5		1	2	3	4	5	
Points won	11	12	11	11		45	13	10	8	4		35
Service %	1 9%	2 16%	3 27%	2 18%		8 17%	3 23%	0 0%	2 25%	2 50%		7 20%
Third Ball %	1 9%	1 8%	0 0%	1 9%		3 6%	3 23%	3 30%	1 12%	0 0%		7 20%
Attacking %	2 18%	3 25%	1 9%	2 18%		8 17%	3 23%	0 0%	1 12%	0 0%		4 11%
Defending %	6 54%	5 41%	5 45%	4 36%		20 44%	2 15%	5 50%	2 25%	1 25%		10 28%
Counterattacking %	1 9%	1 8%	2 18%	2 18%		6 13%	1 7%	2 20%	2 25%	1 25%		6 17%
Other %	0 0%	0 0%	0 0%	0 0%		0 0%	1 7%	0 0%	0 0%	0 0%		1 2%
Biggest lead	4	3	4	7			2	2	0	0		
Handedness/Grip	Right/						Left/					

Game Progress

1	WU Jiaduo (GER)	*0	2	*3	4	*5	7	*7	8	*10	10	*10	10	*11	11	11
	PARTYKA Natalia (POL)	0	*0	1	*2	3	*3	5	*6	6	*8	10	*11	11	*12	13
2	WU Jiaduo (GER)	0	*1	2	*4	5	*5	6	*7	8	*8	10	*11	12		
	PARTYKA Natalia (POL)	*0	1	*2	2	*3	5	*6	7	*8	10	*10	10	10		
3	WU Jiaduo (GER)	*0	2	*3	4	*5	6	*7	9	*9	10	11				
	PARTYKA Natalia (POL)	0	*0	1	*2	3	*4	5	*5	7	*8	8				
4	WU Jiaduo (GER)	0	*1	3	*4	6	*7	9	*10	11						
	PARTYKA Natalia (POL)	*0	1	*1	2	*2	3	*3	4	4						

Note:

* indicates server. For the definition of the statistics refer to "Competition Format and Rules" report



DETAILED CONTEST RESULTS

团体比赛详细成绩 / RÉSULTATS DÉTAILLÉS DU CONCOURS

GERMANY (GER) 1-3 POLAND (POL)

Match 2 BARTHEL Zhenqi (GER) 0-3 LI Qian (POL)

Match Summary		Match	Game 1	Game 2	Game 3	Game 4	Game 5
BARTHEL Zhenqi	GER	0	3	4	7		
LI Qian	POL	3	11	11	11		
Duration of Match 2		17min	3min	4min	2min		

Contest No.: WT14

Table: 1

Umpires: LIU Jie (CHN)

XU Yumei (CHN)

Game Statistics	BARTHEL Zhenqi (GER)						LI Qian (POL)					
	Game					Match	Game					Match
	1	2	3	4	5		1	2	3	4	5	
Points won	3	4	7			14	11	11	11			33
Service %	0	1	0			1	0	0	0			0
	0%	25%	0%			7%	0%	0%	0%			0%
Third Ball %	0	0	0			0	1	1	0			2
	0%	0%	0%			0%	9%	9%	0%			6%
Attacking %	1	0	0			1	3	0	1			4
	33%	0%	0%			7%	27%	0%	9%			12%
Defending %	1	1	5			7	4	6	7			17
	33%	25%	71%			50%	36%	54%	63%			51%
Counterattacking %	1	2	2			5	3	4	3			10
	33%	50%	28%			35%	27%	36%	27%			30%
Other %	0	0	0			0	0	0	0			0
	0%	0%	0%			0%	0%	0%	0%			0%
Biggest lead	0	2	0				8	7	4			
Handedness/Grip	Right/						Right/					

Game Progress

1	BARTHEL Zhenqi (GER)	0	*1	2	*3	3	*3	3	3	3	
	LI Qian (POL)	*0	1	*2	3	*5	7	*9	11		
2	BARTHEL Zhenqi (GER)	*0	1	*3	3	*3	3	*3	4	4	
	LI Qian (POL)	0	*1	1	*3	5	*7	9	*10	11	
3	BARTHEL Zhenqi (GER)	0	*0	1	*3	4	*4	5	*5	7	7
	LI Qian (POL)	*0	2	*3	3	*4	6	*7	9	*9	11

Note:

* indicates server. For the definition of the statistics refer to "Competition Format and Rules" report



DETAILED CONTEST RESULTS

团体比赛详细成绩 / RÉSULTATS DÉTAILLÉS DU CONCOURS

GERMANY (GER) 1-3 POLAND (POL)

Match 3 SCHALL Eike (GER) 2-3 XU Jie (POL)
 WU Jiaduo PARTYKA Natalia

Match Summary		Match	Game 1	Game 2	Game 3	Game 4	Game 5
SCHALL/WU	GER	2	3	3	11	11	4
XU/PARTYKA	POL	3	11	11	7	7	11
Duration of Match 3		33min	3min	3min	6min	6min	5min

Contest No.: WT14

Table: 1

Umpires: LIU Jie (CHN)

XU Yumei (CHN)

Game Statistics	SCHALL/WU (GER)						XU/PARTYKA (POL)					
	Game					Match	Game					Match
	1	2	3	4	5		1	2	3	4	5	
Points won	3	3	11	11	4	32	11	11	7	7	11	47
Service %	0 0%	0 0%	0 0%	2 18%	1 25%	3 9%	0 0%	2 18%	0 0%	0 0%	1 9%	3 6%
Third Ball %	0 0%	0 0%	1 9%	0 0%	1 25%	2 6%	2 18%	1 9%	0 0%	0 0%	1 9%	4 8%
Attacking %	0 0%	2 66%	0 0%	4 36%	0 0%	6 18%	2 18%	0 0%	1 14%	1 14%	1 9%	5 10%
Defending %	2 66%	1 33%	4 36%	3 27%	2 50%	12 37%	3 27%	6 54%	5 71%	3 42%	5 45%	22 46%
Counterattacking %	1 33%	0 0%	6 54%	2 18%	0 0%	9 28%	4 36%	2 18%	1 14%	3 42%	3 27%	13 27%
Other %	0 0%	0 0%	0 0%	0 0%	0 0%	0 0%	0 0%	0 0%	0 0%	0 0%	0 0%	0 0%
Biggest lead	2	1	4	4	0		8	8	2	2	7	
Handedness/Grip	Right/ - Right/						Right/ - Left/					

Game Progress

1	SCHALL/WU (GER)	0	*_2	2	_*2	3	*_3	3	3		
	XU/PARTYKA (POL)	*_0	0	_*2	4	*_5	7	_*9	11		
2	SCHALL/WU (GER)	_*0	1	*_1	1	_*1	2	*_3	3		
	XU/PARTYKA (POL)	0	_*1	3	*_5	7	_*8	9	11		
3	SCHALL/WU (GER)	0	_*1	2	*_3	4	_*4	6	*_8	10	11
	XU/PARTYKA (POL)	_*0	1	*_2	3	_*4	6	*_6	6	_*6	7
4	SCHALL/WU (GER)	_*0	1	*_2	2	_*4	6	*_7	9	_*9	11
	XU/PARTYKA (POL)	0	*_1	2	_*4	4	_*4	5	*_5	7	7
5	SCHALL/WU (GER)	0	*_0	1	_*2	3	*_3	4	_*4	4	
	XU/PARTYKA (POL)	*_0	2	_*3	4	_*5	7	*_8	10	11	

Note:

"*_-" denotes first player of pair is server, "-*_-" denotes second player of pair is server. For the definition of the statistics refer to "Competition Format and Rules" report



DETAILED CONTEST RESULTS

团体比赛详细成绩 / RÉSULTATS DÉTAILLÉS DU CONCOURS

GERMANY (GER) 1-3 POLAND (POL)

Match 4 BARTHEL Zhenqi (GER) 0-3 XU Jie (POL)

Match Summary		Match	Game 1	Game 2	Game 3	Game 4	Game 5
BARTHEL Zhenqi	GER	0	3	12	7		
XU Jie	POL	3	11	14	11		
Duration of Match 4		21min	3min	8min	5min		

Contest No.: WT14

Table: 1

Umpires: LIU Jie (CHN)

XU Yumei (CHN)

Game Statistics	BARTHEL Zhenqi (GER)						XU Jie (POL)					
	Game					Match	Game					Match
	1	2	3	4	5		1	2	3	4	5	
Points won	3	11	7			21	11	14	11			36
Service %	0	0	0			0	2	0	1			3
	0%	0%	0%			0%	18%	0%	9%			8%
Third Ball %	0	0	0			0	1	1	0			2
	0%	0%	0%			0%	9%	7%	0%			5%
Attacking %	1	1	3			5	4	6	2			12
	33%	9%	42%			23%	36%	42%	18%			33%
Defending %	2	7	4			13	4	3	4			11
	66%	63%	57%			61%	36%	21%	36%			30%
Counterattacking %	0	3	0			3	0	4	4			8
	0%	27%	0%			14%	0%	28%	36%			22%
Other %	0	0	0			0	0	0	0			0
	0%	0%	0%			0%	0%	0%	0%			0%
Biggest lead	2	4	1				8	2	4			
Handedness/Grip	Right/						Right/					

Game Progress

1	BARTHEL Zhenqi (GER)	*0	2	*2	2	*2	3	*3	3									
	XU Jie (POL)	0	*0	2	*4	6	*7	9	11									
2	BARTHEL Zhenqi (GER)	0	*1	2	*4	4	*6	8	*9	9	*9	10	*10	11	*11	12	*12	12
	XU Jie (POL)	*0	1	*2	2	*4	4	*4	5	*7	9	*10	11	*11	12	*12	13	14
3	BARTHEL Zhenqi (GER)	*0	1	*2	3	*4	4	*5	6	*7	7							
	XU Jie (POL)	0	*1	2	*3	4	*6	7	*8	9	11							

Note:

* indicates server. For the definition of the statistics refer to "Competition Format and Rules" report



DETAILED CONTEST RESULTS

团体比赛详细成绩 / RÉSULTATS DÉTAILLÉS DU CONCOURS

HONG KONG, CHINA (HKG) 3-0 GERMANY (GER)

Contest No.: WT21

Table: 4

Umpires: DZIOBA Greg (CAN)

YICK Joseph (USA)

Match 1			Match	Game 1	Game 2	Game 3	Game 4	Game 5
A	TIE Yana	HKG	3	11	13	14		
X	BARTHEL Zhenqi	GER	0	2	11	12		
Duration of Match 1			21min	3min	7min	8min		

Match 2			Match	Game 1	Game 2	Game 3	Game 4	Game 5
B	LIN Ling	HKG	3	11	10	18	11	
Y	SCHALL Elke	GER	1	5	12	16	8	
Duration of Match 2			36min	3min	6min	13min	6min	

Match 3			Match	Game 1	Game 2	Game 3	Game 4	Game 5
C/B	LAU/LIN	HKG	3	11	16	11		
Z/Y	WU/SCHALL	GER	0	3	14	7		
Duration of Match 3			20min	2min	9min	4min		

Duration of Contest	1h 19min
---------------------	-----------------

Contest Statistics	HONG KONG, CHINA (HKG)						GERMANY (GER)					
	Match					Contest	Match					Contest
	1	2	3	4	5		1	2	3	4	5	
Points won	38	50	38			126	25	41	24			90
Service %	3 7%	6 12%	4 10%			13 10%	0 0%	1 2%	1 4%			2 2%
Third Ball %	0 0%	4 8%	5 13%			9 7%	3 12%	1 2%	1 4%			5 5%
Attacking %	24 63%	22 44%	20 52%			66 52%	12 48%	20 48%	12 50%			44 48%
Defending %	9 23%	14 28%	8 21%			31 24%	8 32%	14 34%	8 33%			30 33%
Counterattacking %	2 5%	4 8%	1 2%			7 5%	2 8%	5 12%	2 8%			9 10%
Other %	0 0%	0 0%	0 0%			0 0%	0 0%	0 0%	0 0%			0 0%

Legend:
 WT Women's Team



DETAILED CONTEST RESULTS

团体比赛详细成绩 / RÉSULTATS DÉTAILLÉS DU CONCOURS

HONG KONG, CHINA (HKG) 3-0 GERMANY (GER)

Match 1 TIE Yana (HKG) 3-0 BARTHEL Zhenqi (GER)

Match Summary		Match	Game 1	Game 2	Game 3	Game 4	Game 5
TIE Yana	HKG	3	11	13	14		
BARTHEL Zhenqi	GER	0	2	11	12		
Duration of Match 1		21min	3min	7min	8min		

Contest No.: WT21

Table: 4

Umpires: DZIOBA Greg (CAN)

YICK Joseph (USA)

Game Statistics	TIE Yana (HKG)						BARTHEL Zhenqi (GER)					
	Game					Match	Game					Match
	1	2	3	4	5		1	2	3	4	5	
Points won	11	13	14			38	2	11	12			25
Service %	2 18%	0 0%	1 7%			3 7%	0 0%	0 0%	0 0%			0 0%
Third Ball %	0 0%	0 0%	0 0%			0 0%	0 0%	2 18%	1 8%			3 12%
Attacking %	5 45%	9 69%	10 71%			24 63%	1 50%	5 45%	6 50%			12 48%
Defending %	2 18%	4 30%	3 21%			9 23%	0 0%	3 27%	5 41%			8 32%
Counterattacking %	2 18%	0 0%	0 0%			2 5%	1 50%	1 9%	0 0%			2 8%
Other %	0 0%	0 0%	0 0%			0 0%	0 0%	0 0%	0 0%			0 0%
Biggest lead	9	3	2				0	2	1			
Handedness/Grip	Right/						Right/					

Game Progress

1	TIE Yana (HKG)	0	*2	2	*4	6	*8	10	11									
	BARTHEL Zhenqi (GER)	*0	0	*2	2	*2	2	*2	2									
2	TIE Yana (HKG)	*0	2	*2	4	*5	5	*6	6	*7	9	*10	11	*11	12	13		
	BARTHEL Zhenqi (GER)	0	*0	2	*2	3	*5	6	*8	9	*9	10	*10	11	*11	11		
3	TIE Yana (HKG)	0	*1	2	*3	4	*5	6	*7	8	*9	10	*11	11	*11	12	*13	14
	BARTHEL Zhenqi (GER)	*0	1	*2	3	*4	5	*6	7	*8	9	*10	10	*11	12	*12	12	12

Note:

* denotes server. For the definition of the statistics refer to "Competition Format and Rules" report



DETAILED CONTEST RESULTS

团体比赛详细成绩 / RÉSULTATS DÉTAILLÉS DU CONCOURS

HONG KONG, CHINA (HKG) 3-0 GERMANY (GER)

Match 2 LIN Ling (HKG) 3-1 SCHALL Elke (GER)

Match Summary		Match	Game 1	Game 2	Game 3	Game 4	Game 5
LIN Ling	HKG	3	11	10	18	11	
SCHALL Elke	GER	1	5	12	16	8	
Duration of Match 2		36min	3min	6min	13min	6min	

Contest No.: WT21

Table: 4

Umpires: DZIOBA Greg (CAN)

YICK Joseph (USA)

Game Statistics	LIN Ling (HKG)					Match	SCHALL Elke (GER)					Match
	Game						Game					
	1	2	3	4	5		1	2	3	4	5	
Points won	11	10	18	11		50	5	12	16	8		41
Service %	0	1	2	3		6	0	0	0	1		1
	0%	10%	11%	27%		12%	0%	0%	0%	12%		2%
Third Ball %	0	0	2	2		4	1	0	0	0		1
	0%	0%	11%	18%		8%	20%	0%	0%	0%		2%
Attacking %	8	5	6	3		22	1	7	9	3		20
	72%	50%	33%	27%		44%	20%	58%	56%	37%		48%
Defending %	2	3	7	2		14	3	3	6	2		14
	18%	30%	38%	18%		28%	60%	25%	37%	25%		34%
Counterattacking %	1	1	1	1		4	0	2	1	2		5
	9%	10%	5%	9%		8%	0%	16%	6%	25%		12%
Other %	0	0	0	0		0	0	0	0	0		0
	0%	0%	0%	0%		0%	0%	0%	0%	0%		0%
Biggest lead	6	2	4	4			1	2	1	3		
Handedness/Grip	Right/						Right/					

Game Progress

1	LIN Ling (HKG)	*0	1	*2	3	*5	6	*7	9	11											
	SCHALL Elke (GER)	0	*1	2	*3	3	*4	5	*5	5											
2	LIN Ling (HKG)	0	*2	2	*3	4	*4	5	*7	8	*10	10	*10	10							
	SCHALL Elke (GER)	*0	0	*2	3	*4	6	*7	7	*8	8	*10	11	12							
3	LIN Ling (HKG)	*0	1	*3	3	*5	6	*8	9	*9	9	*10	10	*11	12	*12	12	*13	14	*14	15
	SCHALL Elke (GER)	0	*1	1	*3	3	*4	4	*5	7	*9	10	*11	11	*11	12	*13	13	*13	14	*14
3	LIN Ling (HKG)	*15	16	*16	17	18															
	SCHALL Elke (GER)	15	*15	16	*16	16															
4	LIN Ling (HKG)	0	*0	1	*2	3	*5	7	*8	10	*10	11									
	SCHALL Elke (GER)	*0	2	*3	4	*5	5	*5	6	*6	8	8									

Note:

* denotes server. For the definition of the statistics refer to "Competition Format and Rules" report



DETAILED CONTEST RESULTS

團體比賽詳細成績 / RÉSULTATS DÉTAILLÉS DU CONCOURS

HONG KONG, CHINA (HKG) 3-0 GERMANY (GER)

Match 3 LAU Sui Fei (HKG) 3-0 WU Jiaduo (GER)
LIN Ling SCHALL Elke

Match Summary		Match	Game 1	Game 2	Game 3	Game 4	Game 5
LAU/LIN	HKG	3	11	16	11		
WU/SCHALL	GER	0	3	14	7		
Duration of Match 3		20min	2min	9min	4min		

Contest No.: WT21

Table: 4

Umpires: DZIOBA Greg (CAN)

YICK Joseph (USA)

Game Statistics	LAU/LIN (HKG)					Match	WU/SCHALL (GER)					Match
	Game						Game					
	1	2	3	4	5		1	2	3	4	5	
Points won	11	16	11			38	3	14	7			24
Service %	1 9%	2 12%	1 9%			4 10%	1 33%	0 0%	0 0%			1 4%
Third Ball %	1 9%	3 18%	1 9%			5 13%	0 0%	1 7%	0 0%			1 4%
Attacking %	7 63%	6 37%	7 63%			20 52%	1 33%	6 42%	5 71%			12 50%
Defending %	2 18%	4 25%	2 18%			8 21%	1 33%	6 42%	1 14%			8 33%
Counterattacking %	0 0%	1 6%	0 0%			1 2%	0 0%	1 7%	1 14%			2 8%
Other %	0 0%	0 0%	0 0%			0 0%	0 0%	0 0%	0 0%			0 0%
Biggest lead	8	2	4				0	2	1			
Handedness/Grip	Right/ - Right/						Right/ - Right/					

Game Progress

1	LAU/LIN (HKG)	_0	1	*_3	4	_6	8	*_9	11											
	WU/SCHALL (GER)	0	_1	1	*_2	2	_2	3	3											
2	LAU/LIN (HKG)	0	*_1	1	_2	3	*_4	6	_6	8	*_8	10	_11	11	*_11	12	_12	13	*_13	14
	WU/SCHALL (GER)	*_0	1	_3	4	*_5	6	_6	8	*_8	10	_10	10	*_11	12	_12	13	*_13	14	_14
2	LAU/LIN (HKG)	*15	16																	
	WU/SCHALL (GER)	14	14																	
3	LAU/LIN (HKG)	_0	1	*_2	3	_4	5	*_6	8	_10	11									
	WU/SCHALL (GER)	0	_1	2	*_3	4	_5	6	*_6	6	7									

Note:

"*" denotes first player of pair is server, "-" denotes second player of pair is server. For the definition of the statistics refer to "Competition Format and Rules" report



DETAILED CONTEST RESULTS

团体比赛详细成绩 / RÉSULTATS DÉTAILLÉS DU CONCOURS

POLAND (POL) 2-3 ROMANIA (ROU)

Contest No.: WT22

Table: 5

Umpires: LIU Jie (CHN)

XU Yumei (CHN)

Match 1			Match	Game 1	Game 2	Game 3	Game 4	Game 5
A	PARTYKA Natalia	POL	2	11	11	7	6	6
X	DODEAN Daniela	ROU	3	9	7	11	11	11
Duration of Match 1			39min	5min	5min	6min	6min	6min
Match 2			Match	Game 1	Game 2	Game 3	Game 4	Game 5
B	LI Qian	POL	0	10	9	9		
Y	SAMARA Elizabeta	ROU	3	12	11	11		
Duration of Match 2			23min	6min	6min	5min		
Match 3			Match	Game 1	Game 2	Game 3	Game 4	Game 5
C/A	XU/PARTYKA	POL	3	11	10	11	11	
Z/Y	NECULA/SAMARA	ROU	1	7	12	6	7	
Duration of Match 3			27min	4min	6min	5min	5min	
Match 4			Match	Game 1	Game 2	Game 3	Game 4	Game 5
B	LI Qian	POL	3	5	11	11	11	
Z	NECULA Iulia	ROU	1	11	6	5	4	
Duration of Match 4			23min	4min	4min	4min	4min	
Match 5			Match	Game 1	Game 2	Game 3	Game 4	Game 5
C	XU Jie	POL	2	7	11	7	14	9
X	DODEAN Daniela	ROU	3	11	9	11	12	11
Duration of Match 5			40min	4min	6min	6min	9min	7min

Duration of Contest	2h 33min
---------------------	-----------------

Contest Statistics	POLAND (POL)						ROMANIA (ROU)					
	Match					Contest	Match					Contest
	1	2	3	4	5		1	2	3	4	5	
Points won	41	28	43	38	48	198	49	34	32	26	54	195
Service %	3 7%	2 7%	8 18%	2 5%	6 12%	21 10%	5 10%	3 8%	6 18%	3 11%	3 5%	20 10%
Third Ball %	5 12%	1 3%	10 23%	0 0%	6 12%	22 11%	2 4%	1 2%	5 15%	0 0%	5 9%	13 6%
Attacking %	20 48%	6 21%	12 27%	3 7%	21 43%	62 31%	21 42%	25 73%	12 37%	15 57%	19 35%	92 47%
Defending %	5 12%	16 57%	12 27%	21 55%	10 20%	64 32%	10 20%	3 8%	4 12%	6 23%	19 35%	42 21%
Counterattacking %	6 14%	3 10%	1 2%	12 31%	5 10%	27 13%	8 16%	0 0%	4 12%	2 7%	8 14%	22 11%
Other %	2 4%	0 0%	0 0%	0 0%	0 0%	2 1%	3 6%	2 5%	1 3%	0 0%	0 0%	6 3%

Legend:
 WT Women's Team



DETAILED CONTEST RESULTS

团体比赛详细成绩 / RÉSULTATS DÉTAILLÉS DU CONCOURS

POLAND (POL) 2-3 ROMANIA (ROU)

Match 1 PARTYKA Natalia (POL) 2-3 DODEAN Daniela (ROU)

Match Summary		Match	Game 1	Game 2	Game 3	Game 4	Game 5
PARTYKA Natalia	POL	2	11	11	7	6	6
DODEAN Daniela	ROU	3	9	7	11	11	11
Duration of Match 1		39min	5min	5min	6min	6min	6min

Contest No.: WT22

Table: 5

Umpires: LIU Jie (CHN)

XU Yumei (CHN)

Game Statistics	PARTYKA Natalia (POL)						DODEAN Daniela (ROU)					
	Game					Match	Game					Match
	1	2	3	4	5		1	2	3	4	5	
Points won	11	11	7	6	6	41	9	7	11	11	11	49
Service %	2 18%	0 0%	0 0%	1 16%	0 0%	3 7%	1 11%	1 14%	1 9%	0 0%	2 18%	5 10%
Third Ball %	0 0%	4 36%	0 0%	0 0%	1 16%	5 12%	0 0%	0 0%	0 0%	0 0%	2 18%	2 4%
Attacking %	4 36%	5 45%	4 57%	3 50%	4 66%	20 48%	4 44%	3 42%	4 36%	6 54%	4 36%	21 42%
Defending %	1 9%	1 9%	2 28%	0 0%	1 16%	5 12%	2 22%	0 0%	3 27%	3 27%	2 18%	10 20%
Counterattacking %	3 27%	1 9%	1 14%	1 16%	0 0%	6 14%	2 22%	2 28%	2 18%	2 18%	0 0%	8 16%
Other %	1 9%	0 0%	0 0%	1 16%	0 0%	2 4%	0 0%	1 14%	1 9%	0 0%	1 9%	3 6%
Biggest lead	2	4	3	3	0		3	2	4	5	5	
Handedness/Grip	Left/						Right/					

Game Progress

1	PARTYKA Natalia (POL)	0	*1	2	*2	3	*5	6	*6	7	*9	11
	DODEAN Daniela (ROU)	*0	1	*2	4	*5	5	*6	8	*9	9	9
2	PARTYKA Natalia (POL)	*0	1	*2	2	*3	4	*6	8	*9	11	
	DODEAN Daniela (ROU)	0	*1	2	*4	5	*6	6	*6	7	7	
3	PARTYKA Natalia (POL)	0	*1	3	*4	5	*5	5	*6	6	7	
	DODEAN Daniela (ROU)	*0	1	*1	2	*3	5	*7	8	*10	11	
4	PARTYKA Natalia (POL)	*0	1	*2	4	*5	5	*6	6	*6	6	
	DODEAN Daniela (ROU)	0	*1	2	*2	3	*5	6	*8	10	11	
5	PARTYKA Natalia (POL)	0	*0	1	*2	3	*3	4	*5	6	6	
	DODEAN Daniela (ROU)	*0	2	*3	4	*5	7	*8	9	*10	11	

Note:

* indicates server. For the definition of the statistics refer to "Competition Format and Rules" report



DETAILED CONTEST RESULTS

团体比赛详细成绩 / RÉSULTATS DÉTAILLÉS DU CONCOURS

POLAND (POL) 2-3 ROMANIA (ROU)

Match 2 LI Qian (POL) 0-3 SAMARA Elizabeta (ROU)

Match Summary		Match	Game 1	Game 2	Game 3	Game 4	Game 5
LI Qian	POL	0	10	9	9		
SAMARA Elizabeta	ROU	3	12	11	11		
Duration of Match 2		23min	6min	6min	5min		

Contest No.: WT22

Table: 5

Umpires: LIU Jie (CHN)

XU Yumei (CHN)

Game Statistics	LI Qian (POL)						SAMARA Elizabeta (ROU)					
	Game					Match	Game					Match
	1	2	3	4	5		1	2	3	4	5	
Points won	10	9	9			28	12	11	11			34
Service %	10%	11%	0%			7%	8%	0%	18%			8%
Third Ball %	10%	0%	0%			3%	0%	9%	0%			2%
Attacking %	30%	11%	22%			21%	83%	72%	63%			73%
Defending %	40%	66%	66%			57%	0%	9%	18%			8%
Counterattacking %	10%	11%	11%			10%	0%	0%	0%			0%
Other %	0%	0%	0%			0%	8%	9%	0%			5%
Biggest lead	2	3	0				2	3	4			
Handedness/Grip	Right/						Left/					

Game Progress

1	LI Qian (POL)	0	*2	3	*4	6	*6	7	*8	9	*10	10	10
	SAMARA Elizabe. (ROU)	*0	2	*3	4	*4	6	*7	8	*9	10	*11	12
2	LI Qian (POL)	0	*1	3	*4	5	*6	7	*7	7	*8		9
	SAMARA Elizabe. (ROU)	*0	1	*1	2	*3	4	*5	7	*9	10		11
3	LI Qian (POL)	*0	0	*0	1	*3	4	*5	7	*8	9		9
	SAMARA Elizabe. (ROU)	0	*2	4	*5	5	*6	7	*7	8	*9		11

Note:

* indicates server. For the definition of the statistics refer to "Competition Format and Rules" report



DETAILED CONTEST RESULTS

团体比赛详细成绩 / RÉSULTATS DÉTAILLÉS DU CONCOURS

POLAND (POL) 2-3 ROMANIA (ROU)

Match 3 XU Jie (POL) 3-1 NECULA Iulia (ROU)
 PARTYKA Natalia SAMARA Elizabeta

Match Summary		Match	Game 1	Game 2	Game 3	Game 4	Game 5
XU/PARTYKA	POL	3	11	10	11	11	
NECULA/SAMARA	ROU	1	7	12	6	7	
Duration of Match 3		27min	4min	6min	5min	5min	

Contest No.: WT22

Table: 5

Umpires: LIU Jie (CHN)

XU Yumei (CHN)

Game Statistics	XU/PARTYKA (POL)					Match	NECULA/SAMARA (ROU)					Match
	Game						Game					
	1	2	3	4	5		1	2	3	4	5	
Points won	11	10	11	11		43	7	12	6	7		32
Service %	2 18%	1 10%	1 9%	4 36%		8 18%	3 42%	3 25%	0 0%	0 0%		6 18%
Third Ball %	3 27%	2 20%	2 18%	3 27%		10 23%	1 14%	2 16%	0 0%	2 28%		5 15%
Attacking %	2 18%	4 40%	4 36%	2 18%		12 27%	3 42%	2 16%	4 66%	3 42%		12 37%
Defending %	3 27%	3 30%	4 36%	2 18%		12 27%	0 0%	3 25%	0 0%	1 14%		4 12%
Counterattacking %	1 9%	0 0%	0 0%	0 0%		1 2%	0 0%	2 16%	1 16%	1 14%		4 12%
Other %	0 0%	0 0%	0 0%	0 0%		0 0%	0 0%	0 0%	1 16%	0 0%		1 3%
Biggest lead	5	2	5	4			2	3	0	0		
Handedness/Grip	Right/ - Left/						Right/ - Left/					

Game Progress

1	XU/PARTYKA (POL)	0	*_0	2	*_4	6	*_7	8	*_8	10	11			
	NECULA/SAMA. (ROU)	_*0	2	*_2	2	*_2	3	*_4	6	*_6	7			
2	XU/PARTYKA (POL)	*_0	1	*_2	4	*_4	5	*_5	6	*_7	8	*_10	10	10
	NECULA/SAMA. (ROU)	0	*_1	2	*_2	4	*_5	7	*_8	9	*_10	10	*_11	12
3	XU/PARTYKA (POL)	0	*_1	3	*_4	5	*_5	7	*_8	10	11			
	NECULA/SAMA. (ROU)	_*0	1	*_1	2	*_3	5	*_5	6	*_6	6			
4	XU/PARTYKA (POL)	*_0	2	*_3	4	*_5	7	*_7	9	*_10	11			
	NECULA/SAMA. (ROU)	0	*_0	1	*_2	3	*_3	5	*_5	6	7			

Note:

"*" denotes first player of pair is server, "-" denotes second player of pair is server. For the definition of the statistics refer to "Competition Format and Rules" report



DETAILED CONTEST RESULTS

团体比赛详细成绩 / RÉSULTATS DÉTAILLÉS DU CONCOURS

POLAND (POL) 2-3 ROMANIA (ROU)

Match 4 LI Qian (POL) 3-1 NECULA Iulia (ROU)

Match Summary		Match	Game 1	Game 2	Game 3	Game 4	Game 5
LI Qian	POL	3	5	11	11	11	
NECULA Iulia	ROU	1	11	6	5	4	
Duration of Match 4		23min	4min	4min	4min	4min	

Contest No.: WT22

Table: 5

Umpires: LIU Jie (CHN)

XU Yumei (CHN)

Game Statistics	LI Qian (POL)						NECULA Iulia (ROU)					
	Game					Match	Game					Match
	1	2	3	4	5		1	2	3	4	5	
Points won	5	11	11	11		38	11	6	5	4		26
Service %	0	0	1	1		2	2	1	0	0		3
	0%	0%	9%	9%		5%	18%	16%	0%	0%		11%
Third Ball %	0	0	0	0		0	0	0	0	0		0
	0%	0%	0%	0%		0%	0%	0%	0%	0%		0%
Attacking %	0	0	3	0		3	4	4	4	3		15
	0%	0%	27%	0%		7%	36%	66%	80%	75%		57%
Defending %	5	7	4	5		21	4	1	0	1		6
	100%	63%	36%	45%		55%	36%	16%	0%	25%		23%
Counterattacking %	0	4	3	5		12	1	0	1	0		2
	0%	36%	27%	45%		31%	9%	0%	20%	0%		7%
Other %	0	0	0	0		0	0	0	0	0		0
	0%	0%	0%	0%		0%	0%	0%	0%	0%		0%
Biggest lead	1	5	6	7			6	2	2	0		
Handedness/Grip	Right/						Right/					

Game Progress

1	LI Qian (POL)	*0	1	*2	2	*3	3	*4	5	5	
	NECULA Iulia (ROU)	0	*1	2	*4	5	*7	8	*9	11	
2	LI Qian (POL)	0	*0	2	*3	4	*5	7	*8	10	11
	NECULA Iulia (ROU)	*0	2	*2	3	*4	5	*5	6	*6	6
3	LI Qian (POL)	*0	0	*2	4	*6	8	*8	9	11	
	NECULA Iulia (ROU)	0	*2	2	*2	2	*2	4	*5	5	
4	LI Qian (POL)	0	*2	4	*5	6	*7	9	*10	11	
	NECULA Iulia (ROU)	*0	0	*0	1	*2	3	*3	4	4	

Note:

* indicates server. For the definition of the statistics refer to "Competition Format and Rules" report



DETAILED CONTEST RESULTS

团体比赛详细成绩 / RÉSULTATS DÉTAILLÉS DU CONCOURS

POLAND (POL) 2-3 ROMANIA (ROU)

Match 5 XU Jie (POL) 2-3 DODEAN Daniela (ROU)

Match Summary		Match	Game 1	Game 2	Game 3	Game 4	Game 5
XU Jie	POL	2	7	11	7	14	9
DODEAN Daniela	ROU	3	11	9	11	12	11
Duration of Match 5		40min	4min	6min	6min	9min	7min

Contest No.: WT22

Table: 5

Umpires: LIU Jie (CHN)

XU Yumei (CHN)

Game Statistics	XU Jie (POL)						DODEAN Daniela (ROU)					
	Game					Match	Game					Match
	1	2	3	4	5		1	2	3	4	5	
Points won	7	11	7	14	9	48	11	9	11	12	11	54
Service %	2 28%	2 18%	0 0%	2 14%	0 0%	6 12%	1 9%	0 0%	0 0%	0 0%	2 18%	3 5%
Third Ball %	0 0%	2 18%	2 28%	1 7%	1 11%	6 12%	1 9%	2 22%	1 9%	1 8%	0 0%	5 9%
Attacking %	4 57%	5 45%	3 42%	4 28%	5 55%	21 43%	5 45%	3 33%	4 36%	5 41%	2 18%	19 35%
Defending %	0 0%	1 9%	1 14%	7 50%	1 11%	10 20%	3 27%	2 22%	3 27%	4 33%	7 63%	19 35%
Counterattacking %	1 14%	1 9%	1 14%	0 0%	2 22%	5 10%	1 9%	2 22%	3 27%	2 16%	0 0%	8 14%
Other %	0 0%	0 0%	0 0%	0 0%	0 0%	0 0%	0 0%	0 0%	0 0%	0 0%	0 0%	0 0%
Biggest lead	1	5	2	4	0		4	1	4	1	3	
Handedness/Grip	Right/						Right/					

Game Progress

1	XU Jie (POL)	*0	1	*2	2	*3	3	*4	5	*6	7							
	DODEAN Daniela (ROU)	0	*1	2	*4	5	*7	8	*9	10	11							
2	XU Jie (POL)	0	*1	3	*4	6	*7	7	*8	9	*9	11						
	DODEAN Daniela (ROU)	*0	1	*1	2	*2	3	*5	6	*7	9	9						
3	XU Jie (POL)	*0	1	*1	3	*5	5	*5	7	*7	7							
	DODEAN Daniela (ROU)	0	*1	3	*3	3	*5	7	*7	9	11							
4	XU Jie (POL)	0	*2	3	*4	6	*7	7	*8	9	*9	10	*10	11	*11	12	*13	14
	DODEAN Daniela (ROU)	*0	0	*1	2	*2	3	*5	6	*7	9	*10	11	*11	12	*12	12	12
5	XU Jie (POL)	*0	0	*1	3	*3	5	*5	6	*7	9	9						
	DODEAN Daniela (ROU)	0	*2	3	*3	5	*5	7	*8	9	*9	11						

Note:

* indicates server. For the definition of the statistics refer to "Competition Format and Rules" report



DETAILED CONTEST RESULTS

团体比赛详细成绩 / RÉSULTATS DÉTAILLÉS DU CONCOURS

KOREA (KOR) 3-0 SPAIN (ESP)

Contest No.: WT7

Table: 3

Umpires: SETA Yukito (JPN)

LAU Pub Taai (SIN)

Match 1			Match	Game 1	Game 2	Game 3	Game 4	Game 5
A	KIM Kyung Ah	KOR	3	12	11	12		
X	DVORAK Galia	ESP	0	10	8	10		
Duration of Match 1			30min	7min	7min	8min		
Match 2			Match	Game 1	Game 2	Game 3	Game 4	Game 5
B	DANG Ye Seo	KOR	3	11	11	11		
Y	SHEN Yanfei	ESP	0	4	9	7		
Duration of Match 2			25min	5min	7min	7min		
Match 3			Match	Game 1	Game 2	Game 3	Game 4	Game 5
C/A	PARK/KIM	KOR	3	5	9	11	11	11
Z/Y	ZHU/SHEN	ESP	2	11	11	6	8	5
Duration of Match 3			44min	5min	7min	5min	8min	6min
Duration of Contest				1h 40min				

Contest Statistics	KOREA (KOR)						SPAIN (ESP)					
	Match					Contest	Match					Contest
	1	2	3	4	5		1	2	3	4	5	
Points won	35	33	47			115	28	20	41			89
Service %	2 5%	7 21%	5 10%			14 12%	0 0%	3 15%	3 7%			6 6%
Third Ball %	0 0%	8 24%	4 8%			12 10%	0 0%	3 15%	2 4%			5 5%
Attacking %	0 0%	13 39%	3 6%			16 13%	22 78%	12 60%	28 68%			62 69%
Defending %	25 71%	5 15%	30 63%			60 52%	5 17%	2 10%	8 19%			15 16%
Counterattacking %	8 22%	0 0%	5 10%			13 11%	0 0%	0 0%	0 0%			0 0%
Other %	0 0%	0 0%	0 0%			0 0%	1 3%	0 0%	0 0%			1 1%

Legend:
WT Women's Team



DETAILED CONTEST RESULTS

团体比赛详细成绩 / RÉSULTATS DÉTAILLÉS DU CONCOURS

KOREA (KOR) 3-0 SPAIN (ESP)

Match 1 KIM Kyung Ah (KOR) 3-0 DVORAK Galia (ESP)

Match Summary		Match	Game 1	Game 2	Game 3	Game 4	Game 5
KIM Kyung Ah	KOR	3	12	11	12		
DVORAK Galia	ESP	0	10	8	10		
Duration of Match 1		30min	7min	7min	8min		

Contest No.: WT7

Table: 3

Umpires: SETA Yukito (JPN)

LAU Pub Taai (SIN)

Game Statistics	KIM Kyung Ah (KOR)						DVORAK Galia (ESP)					
	Game					Match	Game					Match
	1	2	3	4	5		1	2	3	4	5	
Points won	12	11	12			35	10	8	10			28
Service %	1 8%	0 0%	1 8%			2 5%	0 0%	0 0%	0 0%			0 0%
Third Ball %	0 0%	0 0%	0 0%			0 0%	0 0%	0 0%	0 0%			0 0%
Attacking %	0 0%	0 0%	0 0%			0 0%	8 80%	6 75%	8 80%			22 78%
Defending %	9 75%	9 81%	7 58%			25 71%	1 10%	2 25%	2 20%			5 17%
Counterattacking %	2 16%	2 18%	4 33%			8 22%	0 0%	0 0%	0 0%			0 0%
Other %	0 0%	0 0%	0 0%			0 0%	1 10%	0 0%	0 0%			1 3%
Biggest lead	2	3	4				4	1	2			
Handedness/Grip	Right/						Right/					

Game Progress

1	KIM Kyung Ah (KOR)	*0	0	*1	1	*3	5	*6	7	*8	9	*10	11	12
	DVORAK Galia (ESP)	0	*2	3	*5	5	*5	6	*7	8	*9	10	*10	10
2	KIM Kyung Ah (KOR)	0	*2	3	*4	4	*6	6	*7	8	*10	11		
	DVORAK Galia (ESP)	*0	0	*1	2	*4	4	*6	7	*8	8	8		
3	KIM Kyung Ah (KOR)	*0	1	*2	3	*3	5	*7	9	*9	9	*10	11	12
	DVORAK Galia (ESP)	0	*1	2	*3	5	*5	5	*5	7	*9	10	*10	10

Note:

* indicates server. For the definition of the statistics refer to "Competition Format and Rules" report



DETAILED CONTEST RESULTS

团体比赛详细成绩 / RÉSULTATS DÉTAILLÉS DU CONCOURS

KOREA (KOR) 3-0 SPAIN (ESP)

Match 2 DANG Ye Seo (KOR) 3-0 SHEN Yanfei (ESP)

Match Summary		Match	Game 1	Game 2	Game 3	Game 4	Game 5
DANG Ye Seo	KOR	3	11	11	11		
SHEN Yanfei	ESP	0	4	9	7		
Duration of Match 2		25min	5min	7min	7min		

Contest No.: WT7

Table: 3

Umpires: SETA Yukito (JPN)

LAU Pub Taai (SIN)

Game Statistics	DANG Ye Seo (KOR)						SHEN Yanfei (ESP)					
	Game					Match	Game					Match
	1	2	3	4	5		1	2	3	4	5	
Points won	11	11	11			33	4	9	7			20
Service %	1 9%	3 27%	3 27%			7 21%	0 0%	2 22%	1 14%			3 15%
Third Ball %	3 27%	3 27%	2 18%			8 24%	1 25%	1 11%	1 14%			3 15%
Attacking %	6 54%	3 27%	4 36%			13 39%	3 75%	5 55%	4 57%			12 60%
Defending %	1 9%	2 18%	2 18%			5 15%	0 0%	1 11%	1 14%			2 10%
Counterattacking %	0 0%	0 0%	0 0%			0 0%	0 0%	0 0%	0 0%			0 0%
Other %	0 0%	0 0%	0 0%			0 0%	0 0%	0 0%	0 0%			0 0%
Biggest lead	7	4	4				2	0	2			
Handedness/Grip	Right/						Left/					

Game Progress

1	DANG Ye Seo (KOR)	0	*0	2	*3	5	*6	8	*10	11		
	SHEN Yanfei (ESP)	*0	2	*2	3	*3	4	*4	4	4		
2	DANG Ye Seo (KOR)	*0	2	*3	5	*5	6	*6	8	*8	10	11
	SHEN Yanfei (ESP)	0	*0	1	*1	3	*4	6	*6	8	*8	9
3	DANG Ye Seo (KOR)	0	*0	1	*3	5	*7	8	*8	9	11	
	SHEN Yanfei (ESP)	*0	2	*3	3	*3	3	*4	6	*7	7	

Note:

* indicates server. For the definition of the statistics refer to "Competition Format and Rules" report



DETAILED CONTEST RESULTS

团体比赛详细成绩 / RÉSULTATS DÉTAILLÉS DU CONCOURS

KOREA (KOR) 3-0 SPAIN (ESP)

Match 3 PARK Mi Young (KOR) 3-2 ZHU Fang (ESP)
 KIM Kyung Ah SHEN Yanfei

Match Summary		Match	Game 1	Game 2	Game 3	Game 4	Game 5
PARK/KIM	KOR	3	5	9	11	11	11
ZHU/SHEN	ESP	2	11	11	6	8	5
Duration of Match 3		44min	5min	7min	5min	8min	6min

Contest No.: WT7

Table: 3

Umpires: SETA Yukito (JPN)

LAU Pub Taai (SIN)

Game Statistics	PARK/KIM (KOR)						ZHU/SHEN (ESP)					
	Game					Match	Game					Match
	1	2	3	4	5		1	2	3	4	5	
Points won	5	9	11	11	11	47	11	11	6	8	5	41
Service %	0 0%	0 0%	2 18%	2 18%	1 9%	5 10%	0 0%	3 27%	0 0%	0 0%	0 0%	3 7%
Third Ball %	0 0%	0 0%	1 9%	1 9%	2 18%	4 8%	0 0%	0 0%	1 16%	0 0%	1 20%	2 4%
Attacking %	0 0%	0 0%	0 0%	1 9%	2 18%	3 6%	7 63%	7 63%	4 66%	7 87%	3 60%	28 68%
Defending %	5 100%	9 100%	5 45%	6 54%	5 45%	30 63%	4 36%	1 9%	1 16%	1 12%	1 20%	8 19%
Counterattacking %	0 0%	0 0%	3 27%	1 9%	1 9%	5 10%	0 0%	0 0%	0 0%	0 0%	0 0%	0 0%
Other %	0 0%	0 0%	0 0%	0 0%	0 0%	0 0%	0 0%	0 0%	0 0%	0 0%	0 0%	0 0%
Biggest lead	1	3	5	4	6		6	2	1	0	4	
Handedness/Grip	Right/ - Right/						Right/ - Left/					

Game Progress

1	PARK/KIM (KOR)	0	*_1	2	_*3	3	*_4	5	_*5	5		
	ZHU/SHEN (ESP)	_*0	1	*_2	3	_*5	6	*_7	9	11		
2	PARK/KIM (KOR)	_*0	2	*_2	4	_*5	6	*_6	7	_*7	8	9
	ZHU/SHEN (ESP)	0	*_0	2	_*2	3	*_4	6	_*7	9	*_10	11
3	PARK/KIM (KOR)	0	*_1	3	_*4	5	*_6	7	_*8	10	11	
	ZHU/SHEN (ESP)	_*0	1	*_1	2	_*3	4	*_5	6	_*6	6	
4	PARK/KIM (KOR)	_*0	2	*_4	5	_*5	6	*_7	7	_*8	10	11
	ZHU/SHEN (ESP)	0	*_0	0	_*1	3	*_4	5	_*7	8	*_8	8
5	PARK/KIM (KOR)	0	*_0	0	_*2	4	_*5	7	*_9	11		
	ZHU/SHEN (ESP)	_*0	2	*_4	4	_*4	5	*_5	5	5		

Note:

"*_-" denotes first player of pair is server, "-*_-" denotes second player of pair is server. For the definition of the statistics refer to "Competition Format and Rules" report



DETAILED CONTEST RESULTS

团体比赛详细成绩 / RÉSULTATS DÉTAILLÉS DU CONCOURS

AUSTRALIA (AUS) 0-3 JAPAN (JPN)

Contest No.: WT8

Table: 7

Umpires: WULZ Wolfgang (AUT)

KOMERICKI Damir (CRO)

Match 1			Match	Game 1	Game 2	Game 3	Game 4	Game 5
A	LAY Jian Fang	AUS	0	7	6	5		
X	HIRANO Sayaka	JPN	3	11	11	11		
Duration of Match 1			19min	5min	4min	4min		

Match 2			Match	Game 1	Game 2	Game 3	Game 4	Game 5
B	MIAO Miao	AUS	2	9	11	9	11	4
Y	FUKUHARA Ai	JPN	3	11	9	11	6	11
Duration of Match 2			35min	5min	5min	6min	4min	5min

Match 3			Match	Game 1	Game 2	Game 3	Game 4	Game 5
C/B	SANG/MIAO	AUS	1	5	2	11	3	
Z/X	FUKUOKA/HIRANO	JPN	3	11	11	3	11	
Duration of Match 3			20min	3min	2min	4min	4min	

Duration of Contest	1h 15min
---------------------	----------

Contest Statistics	AUSTRALIA (AUS)						JAPAN (JPN)					
	Match					Contest	Match					Contest
	1	2	3	4	5		1	2	3	4	5	
Points won	18	44	21			83	33	48	36			117
Service %	3 16%	8 18%	3 14%			14 16%	4 12%	8 16%	11 30%			23 19%
Third Ball %	1 5%	4 9%	4 19%			9 10%	6 18%	8 16%	4 11%			18 15%
Attacking %	5 27%	24 54%	10 47%			39 46%	20 60%	25 52%	11 30%			56 47%
Defending %	5 27%	4 9%	3 14%			12 14%	1 3%	5 10%	8 22%			14 11%
Counterattacking %	4 22%	0 0%	0 0%			4 4%	1 3%	2 4%	1 2%			4 3%
Other %	0 0%	4 9%	1 4%			5 6%	1 3%	0 0%	1 2%			2 1%

Legend:
WT Women's Team



DETAILED CONTEST RESULTS

团体比赛详细成绩 / RÉSULTATS DÉTAILLÉS DU CONCOURS

AUSTRALIA (AUS) 0-3 JAPAN (JPN)

Match 1 LAY Jian Fang (AUS) 0-3 HIRANO Sayaka (JPN)

Match Summary		Match	Game 1	Game 2	Game 3	Game 4	Game 5
LAY Jian Fang	AUS	0	7	6	5		
HIRANO Sayaka	JPN	3	11	11	11		
Duration of Match 1		19min	5min	4min	4min		

Contest No.: WT8

Table: 7

Umpires: WULZ Wolfgang (AUT)

KOMERICKI Damir (CRO)

Game Statistics	LAY Jian Fang (AUS)						HIRANO Sayaka (JPN)					
	Game					Match	Game					Match
	1	2	3	4	5		1	2	3	4	5	
Points won	7	6	5			18	11	11	11			33
Service %	14%	16%	20%			16%	9%	27%	0%			12%
Third Ball %	0%	16%	0%			5%	27%	9%	18%			18%
Attacking %	0%	33%	60%			27%	45%	63%	72%			60%
Defending %	28%	33%	20%			27%	9%	0%	0%			3%
Counterattacking %	57%	0%	0%			22%	0%	0%	9%			3%
Other %	0%	0%	0%			0%	9%	0%	0%			3%
Biggest lead	0	5	0				4	5	6			
Handedness/Grip	Right/						Right/					

Game Progress

1	LAY Jian Fang (AUS)	0	*1	2	*3	3	*4	4	*6	7	7
	HIRANO Sayaka (JPN)	*0	1	*2	3	*5	6	*8	8	*9	11
2	LAY Jian Fang (AUS)	*0	1	*3	5	*6	6	*6	6	*6	6
	HIRANO Sayaka (JPN)	0	*1	1	*1	2	*4	6	*8	10	11
3	LAY Jian Fang (AUS)	0	*0	1	*1	1	*2	4	*5		5
	HIRANO Sayaka (JPN)	*0	2	*3	5	*7	8	*8	9		11

Note:

*1*1* denotes server. For the definition of the statistics refer to "Competition Format and Rules" report



DETAILED CONTEST RESULTS

团体比赛详细成绩 / RÉSULTATS DÉTAILLÉS DU CONCOURS

AUSTRALIA (AUS) 0-3 JAPAN (JPN)

Match 2 MIAO Miao (AUS) 2-3 FUKUHARA Ai (JPN)

Match Summary		Match	Game 1	Game 2	Game 3	Game 4	Game 5
MIAO Miao	AUS	2	9	11	9	11	4
FUKUHARA Ai	JPN	3	11	9	11	6	11
Duration of Match 2		35min	5min	5min	6min	4min	5min

Contest No.: WT8

Table: 7

Umpires: WULZ Wolfgang (AUT)

KOMERICKI Damir (CRO)

Game Statistics	MIAO Miao (AUS)						FUKUHARA Ai (JPN)					
	Game					Match	Game					Match
	1	2	3	4	5		1	2	3	4	5	
Points won	9	11	9	11	4	44	11	9	11	6	11	48
Service %	33%	18%	11%	9%	25%	18%	9%	22%	18%	16%	18%	16%
Third Ball %	11%	9%	11%	9%	0%	9%	27%	11%	9%	16%	18%	16%
Attacking %	55%	63%	55%	54%	25%	54%	54%	66%	45%	33%	54%	52%
Defending %	0%	0%	22%	9%	25%	9%	9%	0%	18%	16%	9%	10%
Counterattacking %	0%	0%	0%	0%	0%	0%	0%	0%	9%	16%	0%	4%
Other %	0%	9%	0%	18%	25%	9%	0%	0%	0%	0%	0%	0%
Biggest lead	0	2	3	5	0		4	2	2	1	7	
Handedness/Grip	Right/						Right/					

Game Progress

1	MIAO Miao (AUS)	*0	1	*1	2	*4	4	*4	6	*7	9	9
	FUKUHARA Ai (JPN)	0	*1	3	*4	4	*6	8	*8	9	*9	11
2	MIAO Miao (AUS)	0	*1	2	*3	3	*5	6	*7	8	*9	11
	FUKUHARA Ai (JPN)	*0	1	*2	3	*5	5	*6	7	*8	9	9
3	MIAO Miao (AUS)	*0	1	*3	4	*4	4	*5	6	*8	9	9
	FUKUHARA Ai (JPN)	0	*1	1	*2	4	*6	7	*8	8	*9	11
4	MIAO Miao (AUS)	0	*1	3	*4	4	*6	6	*8	10		11
	FUKUHARA Ai (JPN)	*0	1	*1	2	*4	4	*6	6	*6		6
5	MIAO Miao (AUS)	*0	0	*0	1	*2	3	*3	4			4
	FUKUHARA Ai (JPN)	0	*2	4	*5	6	*7	9	*10			11

Note:

* indicates server. For the definition of the statistics refer to "Competition Format and Rules" report



DETAILED CONTEST RESULTS

团体比赛详细成绩 / RÉSULTATS DÉTAILLÉS DU CONCOURS

AUSTRALIA (AUS) 0-3 JAPAN (JPN)

Match 3 SANG Stephanie Xu (AUS) 1-3 FUKUOKA Haruna (JPN)
 MIAO Miao HIRANO Sayaka

Match Summary		Match	Game 1	Game 2	Game 3	Game 4	Game 5
SANG/MIAO	AUS	1	5	2	11	3	
FUKUOKA/HIRANO	JPN	3	11	11	3	11	
Duration of Match 3		20min	3min	2min	4min	4min	

Contest No.: WT8 Table: 7 Umpires: WULZ Wolfgang (AUT) KOMERICKI Damir (CRO)

Game Statistics	SANG/MIAO (AUS)					Match	FUKUOKA/HIRANO (JPN)					Match
	Game						Game					
	1	2	3	4	5		1	2	3	4	5	
Points won	5	2	11	3		21	11	11	3	11		36
Service %	1 20%	1 50%	0 0%	1 33%		3 14%	3 27%	4 36%	0 0%	4 36%		11 30%
Third Ball %	0 0%	1 50%	3 27%	0 0%		4 19%	0 0%	2 18%	0 0%	2 18%		4 11%
Attacking %	2 40%	0 0%	6 54%	2 66%		10 47%	3 27%	3 27%	2 66%	3 27%		11 30%
Defending %	2 40%	0 0%	1 9%	0 0%		3 14%	5 45%	1 9%	0 0%	2 18%		8 22%
Counterattacking %	0 0%	0 0%	0 0%	0 0%		0 0%	0 0%	0 0%	1 33%	0 0%		1 2%
Other %	0 0%	0 0%	1 9%	0 0%		1 4%	0 0%	1 9%	0 0%	0 0%		1 2%
Biggest lead	0	0	8	0			6	9	0	8		
Handedness/Grip	Right/ - Right/						Right/ - Right/					

Game Progress

1	SANG/MIAO (AUS)	*_0	1	_*1	2	*_3	4	_*5	5	5
	FUKUOKA/HIRA. (JPN)	0	*_1	3	_*4	5	*_6	7	_*9	11
2	SANG/MIAO (AUS)	0	*_0	1	_*1	1	*_1	2		2
	FUKUOKA/HIRA. (JPN)	*_0	2	_*3	5	*_7	9	_*10		11
3	SANG/MIAO (AUS)	*_0	1	_*3	4	*_6	7	_*9		11
	FUKUOKA/HIRA. (JPN)	0	*_1	1	_*2	2	*_3	3		3
4	SANG/MIAO (AUS)	0	*_0	0	_*1	2	*_2	3		3
	FUKUOKA/HIRA. (JPN)	*_0	2	_*4	5	*_6	8	_*9		11

Note:

"*" denotes first player of pair is server, "-" denotes second player of pair is server. For the definition of the statistics refer to "Competition Format and Rules" report



DETAILED CONTEST RESULTS

团体比赛详细成绩 / RÉSULTATS DÉTAILLÉS DU CONCOURS

KOREA (KOR) 3-0 AUSTRALIA (AUS)

Contest No.: WT15

Table: 8

Umpires: DZIOBA Greg (CAN)

YICK Joseph (USA)

Match 1			Match	Game 1	Game 2	Game 3	Game 4	Game 5
A	PARK Mi Young	KOR	3	11	11	15	11	
X	MIAO Miao	AUS	1	6	4	17	3	
Duration of Match 1			34min	5min	4min	12min	5min	

Match 2			Match	Game 1	Game 2	Game 3	Game 4	Game 5
B	DANG Ye Seo	KOR	3	11	11	14		
Y	SANG Stephanie Xu	AUS	0	5	7	12		
Duration of Match 2			22min	4min	5min	9min		

Match 3			Match	Game 1	Game 2	Game 3	Game 4	Game 5
C/A	KIM/PARK	KOR	3	11	11	11		
Z/X	LAY/MIAO	AUS	0	6	6	9		
Duration of Match 3			19min	4min	5min	6min		

Duration of Contest	1h 16min
---------------------	-----------------

Contest Statistics	KOREA (KOR)						AUSTRALIA (AUS)					
	Match					Contest	Match					Contest
	1	2	3	4	5		1	2	3	4	5	
Points won	48	36	33			117	30	24	21			75
Service %	5 10%	3 8%	2 6%			10 8%	1 3%	3 12%	2 9%			6 8%
Third Ball %	5 10%	12 33%	1 3%			18 15%	3 10%	5 20%	0 0%			8 10%
Attacking %	0 0%	14 38%	8 24%			22 18%	14 46%	8 33%	12 57%			34 45%
Defending %	34 70%	6 16%	22 66%			62 52%	9 30%	6 25%	6 28%			21 28%
Counterattacking %	4 8%	0 0%	0 0%			4 3%	2 6%	2 8%	1 4%			5 6%
Other %	0 0%	1 2%	0 0%			1 0%	1 3%	0 0%	0 0%			1 1%

Legend:
 WT Women's Team



DETAILED CONTEST RESULTS

团体比赛详细成绩 / RÉSULTATS DÉTAILLÉS DU CONCOURS

KOREA (KOR) 3-0 AUSTRALIA (AUS)

Match 1 PARK Mi Young (KOR) 3-1 MIAO Miao (AUS)

Match Summary		Match	Game 1	Game 2	Game 3	Game 4	Game 5
PARK Mi Young	KOR	3	11	11	15	11	
MIAO Miao	AUS	1	6	4	17	3	
Duration of Match 1		34min	5min	4min	12min	5min	

Contest No.: WT15

Table: 8

Umpires: DZIOBA Greg (CAN)

YICK Joseph (USA)

Game Statistics	PARK Mi Young (KOR)						MIAO Miao (AUS)					
	Game					Match	Game					Match
	1	2	3	4	5		1	2	3	4	5	
Points won	11	11	15	11		48	6	4	17	3		30
Service %	0	1	2	2		5	0	1	0	0		1
	0%	9%	13%	18%		10%	0%	25%	0%	0%		3%
Third Ball %	2	0	1	2		5	0	2	0	1		3
	18%	0%	6%	18%		10%	0%	50%	0%	33%		10%
Attacking %	0	0	0	0		0	5	1	7	1		14
	0%	0%	0%	0%		0%	83%	25%	41%	33%		46%
Defending %	7	10	11	6		34	1	0	7	1		9
	63%	90%	73%	54%		70%	16%	0%	41%	33%		30%
Counterattacking %	2	0	1	1		4	0	0	2	0		2
	18%	0%	6%	9%		8%	0%	0%	11%	0%		6%
Other %	0	0	0	0		0	0	0	1	0		1
	0%	0%	0%	0%		0%	0%	0%	5%	0%		3%
Biggest lead	5	7	1	8			0	1	5	0		
Handedness/Grip	Right/						Right/					

Game Progress

1	PARK Mi Young (KOR)	0	*2	4	*4	5	*6	8	*9	10	11										
	MIAO Miao (AUS)	*0	0	*0	2	*3	4	*4	5	*6	6										
2	PARK Mi Young (KOR)	*0	1	*3	5	*6	8	*8	10	11											
	MIAO Miao (AUS)	0	*1	1	*1	2	*2	4	*4	4											
3	PARK Mi Young (KOR)	0	*0	0	*1	2	*3	4	*6	7	*9	10	*11	11	*11	12	*13	13	*13	14	*14
	MIAO Miao (AUS)	*0	2	*4	5	*6	7	*8	8	*9	9	*10	10	*11	12	*12	12	*13	14	*14	15
3	PARK Mi Young (KOR)	15	*15	15																	
	MIAO Miao (AUS)	*15	16	17																	
4	PARK Mi Young (KOR)	*0	2	*4	6	*7	9	*9	11												
	MIAO Miao (AUS)	0	*0	0	*0	1	*1	3	3												

Note:

* denotes server. For the definition of the statistics refer to "Competition Format and Rules" report



DETAILED CONTEST RESULTS

团体比赛详细成绩 / RÉSULTATS DÉTAILLÉS DU CONCOURS

KOREA (KOR) 3-0 AUSTRALIA (AUS)

Match 2 DANG Ye Seo (KOR) 3-0 SANG Stephanie Xu (AUS)

Match Summary		Match	Game 1	Game 2	Game 3	Game 4	Game 5
DANG Ye Seo	KOR	3	11	11	14		
SANG Stephanie Xu	AUS	0	5	7	12		
Duration of Match 2		22min	4min	5min	9min		

Contest No.: WT15

Table: 8

Umpires: DZIOBA Greg (CAN)

YICK Joseph (USA)

Game Statistics	DANG Ye Seo (KOR)						SANG Stephanie Xu (AUS)					
	Game					Match	Game					Match
	1	2	3	4	5		1	2	3	4	5	
Points won	11	11	14			36	5	7	12			24
Service %	1 9%	1 9%	1 7%			3 8%	1 20%	1 14%	1 8%			3 12%
Third Ball %	5 45%	3 27%	4 28%			12 33%	3 60%	0 0%	2 16%			5 20%
Attacking %	2 18%	6 54%	6 42%			14 38%	0 0%	1 14%	7 58%			8 33%
Defending %	3 27%	1 9%	2 14%			6 16%	1 20%	3 42%	2 16%			6 25%
Counterattacking %	0 0%	0 0%	0 0%			0 0%	0 0%	2 28%	0 0%			2 8%
Other %	0 0%	0 0%	1 7%			1 2%	0 0%	0 0%	0 0%			0 0%
Biggest lead	6	5	5				0	1	1			
Handedness/Grip	Right/						Right/					

Game Progress

1	DANG Ye Seo (KOR)	0	*2	4	*5	6	*7	8	*9	11								
	SANG Stephanie. (AUS)	*0	0	*0	1	*2	3	*4	5	5								
2	DANG Ye Seo (KOR)	*0	1	*3	4	*5	6	*7	9	*10	11							
	SANG Stephanie. (AUS)	0	*1	1	*2	3	*4	5	*5	6	7							
3	DANG Ye Seo (KOR)	0	*2	3	*5	6	*7	8	*8	9	*9	10	*11	11	*11	12	*13	14
	SANG Stephanie. (AUS)	*0	0	*1	1	*2	3	*4	6	*7	9	*10	10	*11	12	*12	12	12

Note:

* denotes server. For the definition of the statistics refer to "Competition Format and Rules" report



DETAILED CONTEST RESULTS

团体比赛详细成绩 / RÉSULTATS DÉTAILLÉS DU CONCOURS

KOREA (KOR) 3-0 AUSTRALIA (AUS)

Match 3 KIM Kyung Ah (KOR) 3-0 LAY Jian Fang (AUS)
 PARK Mi Young MIAO Miao

Match Summary		Match	Game 1	Game 2	Game 3	Game 4	Game 5
KIM/PARK	KOR	3	11	11	11		
LAY/MIAO	AUS	0	6	6	9		
Duration of Match 3		19min	4min	5min	6min		

Contest No.: WT15

Table: 8

Umpires: DZIOBA Greg (CAN)

YICK Joseph (USA)

Game Statistics	KIM/PARK (KOR)						LAY/MIAO (AUS)					
	Game					Match	Game					Match
	1	2	3	4	5		1	2	3	4	5	
Points won	11	11	11			33	6	6	9			21
Service %	1 9%	0 0%	1 9%			2 6%	0 0%	2 33%	0 0%			2 9%
Third Ball %	0 0%	1 9%	0 0%			1 3%	0 0%	0 0%	0 0%			0 0%
Attacking %	1 9%	4 36%	3 27%			8 24%	4 66%	3 50%	5 55%			12 57%
Defending %	9 81%	6 54%	7 63%			22 66%	2 33%	1 16%	3 33%			6 28%
Counterattacking %	0 0%	0 0%	0 0%			0 0%	0 0%	0 0%	1 11%			1 4%
Other %	0 0%	0 0%	0 0%			0 0%	0 0%	0 0%	0 0%			0 0%
Biggest lead	5	5	3				0	1	4			
Handedness/Grip	Right/ - Right/						Right/ - Right/					

Game Progress

1	KIM/PARK (KOR)	0	*_2	3	_4	5	*_6	6	_8	10	11	
	LAY/MIAO (AUS)	*_0	0	_1	2	*_3	4	_6	6	*_6	6	
2	KIM/PARK (KOR)	*_0	1	_2	3	*_4	6	_8	9	*_10	11	
	LAY/MIAO (AUS)	0	*_1	2	_3	4	*_4	4	_5	6	6	
3	KIM/PARK (KOR)	0	*_0	1	*_1	3	_5	7	*_8	9	*_10	11
	LAY/MIAO (AUS)	*_0	2	*_3	5	_5	5	*_5	6	_7	8	9

Note:

"*" denotes first player of pair is server, "-" denotes second player of pair is server. For the definition of the statistics refer to "Competition Format and Rules" report



DETAILED CONTEST RESULTS

团体比赛详细成绩 / RÉSULTATS DÉTAILLÉS DU CONCOURS

SPAIN (ESP) 2-3 JAPAN (JPN)

Contest No.: WT16 Table: 5 Umpires: WULZ Wolfgang (AUT) KOMERICKI Damir (CRO)

Match 1			Match	Game 1	Game 2	Game 3	Game 4	Game 5
A	SHEN Yanfei	ESP	3	11	6	11	8	11
X	FUKUHARA Ai	JPN	2	7	11	3	11	3
Duration of Match 1			34min	5min	4min	3min	5min	5min
Match 2			Match	Game 1	Game 2	Game 3	Game 4	Game 5
B	ZHU Fang	ESP	1	8	11	11	4	
Y	HIRANO Sayaka	JPN	3	11	13	8	11	
Duration of Match 2			33min	6min	9min	6min	4min	
Match 3			Match	Game 1	Game 2	Game 3	Game 4	Game 5
C/B	DVORAK/ZHU	ESP	0	5	1	4		
Z/Y	FUKUOKA/HIRANO	JPN	3	11	11	11		
Duration of Match 3			14min	4min	3min	4min		
Match 4			Match	Game 1	Game 2	Game 3	Game 4	Game 5
A	SHEN Yanfei	ESP	3	10	7	11	11	17
Z	FUKUOKA Haruna	JPN	2	12	11	7	9	15
Duration of Match 4			49min	6min	6min	6min	6min	14min
Match 5			Match	Game 1	Game 2	Game 3	Game 4	Game 5
C	DVORAK Galia	ESP	2	6	6	11	11	7
X	FUKUHARA Ai	JPN	3	11	11	6	7	11
Duration of Match 5			33min	4min	4min	4min	6min	5min

Duration of Contest	2h 46min
---------------------	-----------------

Contest Statistics	SPAIN (ESP)						JAPAN (JPN)					
	Match					Contest	Match					Contest
	1	2	3	4	5		1	2	3	4	5	
Points won	47	34	9	56	41	187	35	43	34	54	46	212
Service %	5 10%	3 8%	0 0%	3 5%	1 2%	12 6%	6 17%	2 4%	10 29%	7 12%	7 15%	32 15%
Third Ball %	5 10%	4 11%	0 0%	8 14%	5 12%	22 11%	6 17%	6 13%	1 2%	10 18%	7 15%	30 14%
Attacking %	33 70%	21 61%	8 88%	26 46%	29 70%	117 62%	18 51%	31 72%	13 38%	27 50%	22 47%	111 52%
Defending %	3 6%	4 11%	1 11%	16 28%	3 7%	27 14%	5 14%	4 9%	9 26%	7 12%	10 21%	35 16%
Counterattacking %	0 0%	1 2%	0 0%	0 0%	3 7%	4 2%	0 0%	0 0%	0 0%	2 3%	0 0%	2 0%
Other %	1 2%	1 2%	0 0%	3 5%	0 0%	5 2%	0 0%	0 0%	1 2%	1 1%	0 0%	2 0%

Legend:
 WT Women's Team



DETAILED CONTEST RESULTS

团体比赛详细成绩 / RÉSULTATS DÉTAILLÉS DU CONCOURS

SPAIN (ESP) 2-3 JAPAN (JPN)

Match 1 SHEN Yanfei (ESP) 3-2 FUKUHARA Ai (JPN)

Match Summary		Match	Game 1	Game 2	Game 3	Game 4	Game 5
SHEN Yanfei	ESP	3	11	6	11	8	11
FUKUHARA Ai	JPN	2	7	11	3	11	3
Duration of Match 1		34min	5min	4min	3min	5min	5min

Contest No.: WT16

Table: 5

Umpires: WULZ Wolfgang (AUT)

KOMERICKI Damir (CRO)

Game Statistics	SHEN Yanfei (ESP)						FUKUHARA Ai (JPN)					
	Game					Match	Game					Match
	1	2	3	4	5		1	2	3	4	5	
Points won	11	6	11	8	11	47	7	11	3	11	3	35
Service %	1 9%	0 0%	2 18%	1 12%	1 9%	5 10%	2 28%	3 27%	0 0%	1 9%	0 0%	6 17%
Third Ball %	2 18%	1 16%	0 0%	1 12%	1 9%	5 10%	0 0%	3 27%	0 0%	3 27%	0 0%	6 17%
Attacking %	6 54%	5 83%	8 72%	6 75%	8 72%	33 70%	4 57%	4 36%	2 66%	6 54%	2 66%	18 51%
Defending %	2 18%	0 0%	1 9%	0 0%	0 0%	3 6%	1 14%	1 9%	1 33%	1 9%	1 33%	5 14%
Counterattacking %	0 0%	0 0%	0 0%	0 0%	0 0%	0 0%	0 0%	0 0%	0 0%	0 0%	0 0%	0 0%
Other %	0 0%	0 0%	0 0%	0 0%	1 9%	1 2%	0 0%	0 0%	0 0%	0 0%	0 0%	0 0%
Biggest lead	5	0	8	0	8		2	6	0	3	0	
Handedness/Grip	Left/						Right/					

Game Progress

1	SHEN Yanfei (ESP)	*0	1	*1	3	*4	6	*8	9	*10	11	
	FUKUHARA Ai (JPN)	0	*1	3	*3	4	*4	4	*5	6	7	
2	SHEN Yanfei (ESP)	0	*0	0	*0	1	*3	5	*5	6	6	
	FUKUHARA Ai (JPN)	*0	2	*4	6	*7	7	*7	9	*10	11	
3	SHEN Yanfei (ESP)	*0	2	*3	4	*6	7	*9	11			
	FUKUHARA Ai (JPN)	0	*0	1	*2	2	*3	3	3			
4	SHEN Yanfei (ESP)	0	*0	1	*2	3	*4	5	*6	8	*8	8
	FUKUHARA Ai (JPN)	*0	2	*3	4	*5	6	*7	8	*8	10	11
5	SHEN Yanfei (ESP)	*0	2	*3	4	*5	7	*9	11			
	FUKUHARA Ai (JPN)	0	*0	1	*2	3	*3	3	3			

Note:

* indicates server. For the definition of the statistics refer to "Competition Format and Rules" report



DETAILED CONTEST RESULTS

团体比赛详细成绩 / RÉSULTATS DÉTAILLÉS DU CONCOURS

SPAIN (ESP) 2-3 JAPAN (JPN)

Match 2 ZHU Fang (ESP) 1-3 HIRANO Sayaka (JPN)

Match Summary		Match	Game 1	Game 2	Game 3	Game 4	Game 5
ZHU Fang	ESP	1	8	11	11	4	
HIRANO Sayaka	JPN	3	11	13	8	11	
Duration of Match 2		33min	6min	9min	6min	4min	

Contest No.: WT16

Table: 5

Umpires: WULZ Wolfgang (AUT)

KOMERICKI Damir (CRO)

Game Statistics	ZHU Fang (ESP)						HIRANO Sayaka (JPN)					
	Game					Match	Game					Match
	1	2	3	4	5		1	2	3	4	5	
Points won	8	11	11	4		34	11	13	8	11		43
Service %	0	1	2	0		3	0	0	1	1		2
	0%	9%	18%	0%		8%	0%	0%	12%	9%		4%
Third Ball %	2	2	0	0		4	1	3	1	1		6
	25%	18%	0%	0%		11%	9%	23%	12%	9%		13%
Attacking %	5	5	7	4		21	10	9	4	8		31
	62%	45%	63%	100%		61%	90%	69%	50%	72%		72%
Defending %	1	1	2	0		4	0	1	2	1		4
	12%	9%	18%	0%		11%	0%	7%	25%	9%		9%
Counterattacking %	0	1	0	0		1	0	0	0	0		0
	0%	9%	0%	0%		2%	0%	0%	0%	0%		0%
Other %	0	1	0	0		1	0	0	0	0		0
	0%	9%	0%	0%		2%	0%	0%	0%	0%		0%
Biggest lead	0	3	3	1			6	3	1	7		
Handedness/Grip	Right/						Right/					

Game Progress

1	ZHU Fang (ESP)	*0	0	*1	3	*3	3	*4	4	*6	8	8				
	HIRANO Sayaka (JPN)	0	*2	3	*3	5	*7	8	*10	10	*10	11				
2	ZHU Fang (ESP)	0	*2	3	*3	5	*5	6	*7	7	*8	10	*11	11	*11	11
	HIRANO Sayaka (JPN)	*0	0	*1	3	*3	5	*6	7	*9	10	*10	10	*11	12	13
3	ZHU Fang (ESP)	*0	1	*2	3	*5	5	*6	7	*8	10	11				
	HIRANO Sayaka (JPN)	0	*1	2	*3	3	*5	6	*7	8	*8	8				
4	ZHU Fang (ESP)	0	*1	1	*1	2	*2	3	*4	4						
	HIRANO Sayaka (JPN)	*0	1	*3	5	*6	8	*9	10	11						

Note:

* indicates server. For the definition of the statistics refer to "Competition Format and Rules" report



DETAILED CONTEST RESULTS

团体比赛详细成绩 / RÉSULTATS DÉTAILLÉS DU CONCOURS

SPAIN (ESP) 2-3 JAPAN (JPN)

Match 3 DVORAK Galia (ESP) 0-3 FUKUOKA Haruna (JPN)
 ZHU Fang HIRANO Sayaka

Match Summary		Match	Game 1	Game 2	Game 3	Game 4	Game 5
DVORAK/ZHU	ESP	0	5	1	4		
FUKUOKA/HIRANO	JPN	3	11	11	11		
Duration of Match 3		14min	4min	3min	4min		

Contest No.: WT16 Table: 5 Umpires: WULZ Wolfgang (AUT) KOMERICKI Damir (CRO)

Game Statistics	DVORAK/ZHU (ESP)						FUKUOKA/HIRANO (JPN)					
	Game					Match	Game					Match
	1	2	3	4	5		1	2	3	4	5	
Points won	4	1	4			9	12	11	11			34
Service %	0 0%	0 0%	0 0%			0 0%	3 25%	2 18%	5 45%			10 29%
Third Ball %	0 0%	0 0%	0 0%			0 0%	1 8%	0 0%	0 0%			1 2%
Attacking %	3 75%	1 100%	4 100%			8 88%	5 41%	5 45%	3 27%			13 38%
Defending %	1 25%	0 0%	0 0%			1 11%	3 25%	4 36%	2 18%			9 26%
Counterattacking %	0 0%	0 0%	0 0%			0 0%	0 0%	0 0%	0 0%			0 0%
Other %	0 0%	0 0%	0 0%			0 0%	0 0%	0 0%	1 9%			1 2%
Biggest lead	0	0	0				6	10	7			
Handedness/Grip	Right/ - Right/						Right/ - Right/					

Game Progress

1	DVORAK/ZHU (ESP)	*_0	0	_*1	2	*_3	3	_*3	5	5
	FUKUOKA/HIRA. (JPN)	0	*_2	3	_*4	5	*_7	9	_*9	11
2	DVORAK/ZHU (ESP)	0	*_1	1	_*1	1	*_1	1		
	FUKUOKA/HIRA. (JPN)	*_0	1	_*3	5	*_7	9	11		
3	DVORAK/ZHU (ESP)	_*0	0	*_1	2	_*3	4	*_4	4	4
	FUKUOKA/HIRA. (JPN)	0	_*2	3	*_4	5	_*6	8*	_10	11

Note:

"*" denotes first player of pair is server, "-" denotes second player of pair is server. For the definition of the statistics refer to "Competition Format and Rules" report



DETAILED CONTEST RESULTS

团体比赛详细成绩 / RÉSULTATS DÉTAILLÉS DU CONCOURS

SPAIN (ESP) 2-3 JAPAN (JPN)

Match 4 SHEN Yanfei (ESP) 3-2 FUKUOKA Haruna (JPN)

Match Summary		Match	Game 1	Game 2	Game 3	Game 4	Game 5
SHEN Yanfei	ESP	3	10	7	11	11	17
FUKUOKA Haruna	JPN	2	12	11	7	9	15
Duration of Match 4		49min	6min	6min	6min	6min	14min

Contest No.: WT16

Table: 5

Umpires: WULZ Wolfgang (AUT)

KOMERICKI Damir (CRO)

Game Statistics	SHEN Yanfei (ESP)						FUKUOKA Haruna (JPN)					
	Game					Match	Game					Match
	1	2	3	4	5		1	2	3	4	5	
Points won	10	7	11	11	17	56	12	11	7	9	15	54
Service %	0	0	0	0	3	3	2	1	2	1	1	7
	0%	0%	0%	0%	17%	5%	16%	9%	28%	11%	6%	12%
Third Ball %	4	1	1	1	1	8	2	5	0	1	2	10
	40%	14%	9%	9%	5%	14%	16%	45%	0%	11%	13%	18%
Attacking %	2	3	6	6	9	26	4	5	4	5	9	27
	20%	42%	54%	54%	52%	46%	33%	45%	57%	55%	60%	50%
Defending %	4	2	4	3	3	16	2	0	1	2	2	7
	40%	28%	36%	27%	17%	28%	16%	0%	14%	22%	13%	12%
Counterattacking %	0	0	0	0	0	0	2	0	0	0	0	2
	0%	0%	0%	0%	0%	0%	16%	0%	0%	0%	0%	3%
Other %	0	1	0	1	1	3	0	0	0	0	1	1
	0%	14%	0%	9%	5%	5%	0%	0%	0%	0%	6%	1%
Biggest lead	5	3	4	4	2		2	4	0	1	4	
Handedness/Grip	Left/						Right/					

Game Progress

1	SHEN Yanfei (ESP)	*0	2	*3	5	*6	7	*7	8	*8	9	*10	10	10
	FUKUOKA Haruna (JPN)	0	*0	1	*1	2	*3	5	*6	8	*9	10	*11	12
2	SHEN Yanfei (ESP)	0	*0	2	*3	5	*6	6	*7	7	7	7	7	7
	FUKUOKA Haruna (JPN)	*0	2	*2	3	*3	4	*6	7	*9	11	11	11	11
3	SHEN Yanfei (ESP)	*0	2	*3	3	*5	6	*7	7	*9	11	11	11	11
	FUKUOKA Haruna (JPN)	0	*0	1	*3	3	*4	5	*7	7	7	7	7	7
4	SHEN Yanfei (ESP)	0	*1	3	*5	5	*6	7	*8	8	*10	11	11	11
	FUKUOKA Haruna (JPN)	*0	1	*1	1	*3	4	*5	6	*8	8	9	9	9
5	SHEN Yanfei (ESP)	*0	1	*2	3	*4	4	*4	6	*7	9	*10	10	*11
	FUKUOKA Haruna (JPN)	0	*1	2	*3	4	*6	8	*8	9	*9	10	*11	11
5	SHEN Yanfei (ESP)	*15	16	17	17	17	17	17	17	17	17	17	17	17
	FUKUOKA Haruna (JPN)	15	*15	15	15	15	15	15	15	15	15	15	15	15

Note:

* denotes server. For the definition of the statistics refer to "Competition Format and Rules" report



DETAILED CONTEST RESULTS

团体比赛详细成绩 / RÉSULTATS DÉTAILLÉS DU CONCOURS

SPAIN (ESP) 2-3 JAPAN (JPN)

Match 5 DVORAK Galia (ESP) 2-3 FUKUHARA Ai (JPN)

Match Summary		Match	Game 1	Game 2	Game 3	Game 4	Game 5
DVORAK Galia	ESP	2	6	6	11	11	7
FUKUHARA Ai	JPN	3	11	11	6	7	11
Duration of Match 5		33min	4min	4min	4min	6min	5min

Contest No.: WT16

Table: 5

Umpires: WULZ Wolfgang (AUT)

KOMERICKI Damir (CRO)

Game Statistics	DVORAK Galia (ESP)						FUKUHARA Ai (JPN)					
	Game					Match	Game					Match
	1	2	3	4	5		1	2	3	4	5	
Points won	6	6	11	11	7	41	11	11	6	7	11	46
Service %	0	1	0	0	0	1	1	2	2	1	1	7
	0%	16%	0%	0%	0%	2%	9%	18%	33%	14%	9%	15%
Third Ball %	0	1	4	0	0	5	3	2	0	0	2	7
	0%	16%	36%	0%	0%	12%	27%	18%	0%	0%	18%	15%
Attacking %	5	4	5	10	5	29	5	3	3	4	7	22
	83%	66%	45%	90%	71%	70%	45%	27%	50%	57%	63%	47%
Defending %	0	0	1	0	2	3	2	4	1	2	1	10
	0%	0%	9%	0%	28%	7%	18%	36%	16%	28%	9%	21%
Counterattacking %	1	0	1	1	0	3	0	0	0	0	0	0
	16%	0%	9%	9%	0%	7%	0%	0%	0%	0%	0%	0%
Other %	0	0	0	0	0	0	0	0	0	0	0	0
	0%	0%	0%	0%	0%	0%	0%	0%	0%	0%	0%	0%
Biggest lead	0	2	5	4	0		5	5	0	0	4	
Handedness/Grip	Right/						Right/					

Game Progress

1	DVORAK Galia (ESP)	0	*0	0	*1	3	*3	4	*5	6	6
	FUKUHARA Ai (JPN)	*0	2	*4	5	*5	7	*8	9	*10	11
2	DVORAK Galia (ESP)	*0	2	*3	3	*3	4	*5	5	*6	6
	FUKUHARA Ai (JPN)	0	*0	1	*3	5	*6	7	*9	10	11
3	DVORAK Galia (ESP)	0	*1	3	*4	5	*6	8	*9	10	11
	FUKUHARA Ai (JPN)	*0	1	*1	2	*3	4	*4	5	*6	6
4	DVORAK Galia (ESP)	*0	2	*4	5	*5	6	*7	8	*10	11
	FUKUHARA Ai (JPN)	0	*0	0	*1	3	*4	5	*6	6	7
5	DVORAK Galia (ESP)	0	*0	1	*2	3	*3	5	*6	7	7
	FUKUHARA Ai (JPN)	*0	2	*3	4	*5	7	*7	8	*9	11

Note:

* indicates server. For the definition of the statistics refer to "Competition Format and Rules" report



DETAILED CONTEST RESULTS

團體比賽詳細成績 / RÉSULTATS DÉTAILLÉS DU CONCOURS

JAPAN (JPN) 0-3 KOREA (KOR)

Contest No.: WT23 Table: 3 Umpires: WULZ Wolfgang (AUT) KOMERICKI Damir (CRO)

Match 1			Match	Game 1	Game 2	Game 3	Game 4	Game 5
A	FUKUHARA Ai	JPN	0	8	6	5		
X	DANG Ye Seo	KOR	3	11	11	11		
Duration of Match 1			21min	6min	5min	5min		

Match 2			Match	Game 1	Game 2	Game 3	Game 4	Game 5
B	HIRANO Sayaka	JPN	1	6	15	11	8	
Y	KIM Kyung Ah	KOR	3	11	17	4	11	
Duration of Match 2			49min	6min	16min	8min	8min	

Match 3			Match	Game 1	Game 2	Game 3	Game 4	Game 5
C/B	FUKUOKA/HIRANO	JPN	2	6	11	11	6	9
Z/Y	PARK/KIM	KOR	3	11	6	6	11	11
Duration of Match 3			47min	6min	7min	7min	6min	9min

Duration of Contest	1h 59min
---------------------	----------

Contest Statistics	JAPAN (JPN)						KOREA (KOR)					
	Match					Contest	Match					Contest
	1	2	3	4	5		1	2	3	4	5	
Points won	19	40	43			102	33	43	45			121
Service %	0	2	0			2	7	5	0			12
	0%	5%	0%			1%	21%	11%	0%			9%
Third Ball %	4	2	0			6	7	1	0			8
	21%	5%	0%			5%	21%	2%	0%			6%
Attacking %	9	29	39			77	9	23	3			35
	47%	72%	90%			75%	27%	53%	6%			28%
Defending %	3	3	2			8	8	11	36			55
	15%	7%	4%			7%	24%	25%	80%			45%
Counterattacking %	1	3	0			4	1	2	4			7
	5%	7%	0%			3%	3%	4%	8%			5%
Other %	2	1	2			5	1	1	2			4
	10%	2%	4%			4%	3%	2%	4%			3%

Legend:
WT Women's Team



DETAILED CONTEST RESULTS

团体比赛详细成绩 / RÉSULTATS DÉTAILLÉS DU CONCOURS

JAPAN (JPN) 0-3 KOREA (KOR)

Match 1 FUKUHARA Ai (JPN) 0-3 DANG Ye Seo (KOR)

Match Summary		Match	Game 1	Game 2	Game 3	Game 4	Game 5
FUKUHARA Ai	JPN	0	8	6	5		
DANG Ye Seo	KOR	3	11	11	11		
Duration of Match 1		21min	6min	5min	5min		

Contest No.: WT23

Table: 3

Umpires: WULZ Wolfgang (AUT)

KOMERICKI Damir (CRO)

Game Statistics	FUKUHARA Ai (JPN)						DANG Ye Seo (KOR)					
	Game					Match	Game					Match
	1	2	3	4	5		1	2	3	4	5	
Points won	8	6	5			19	11	11	11			33
Service %	0	0	0			0	2	3	2			7
	0%	0%	0%			0%	18%	27%	18%			21%
Third Ball %	2	1	1			4	2	2	3			7
	25%	16%	20%			21%	18%	18%	27%			21%
Attacking %	4	2	3			9	5	0	4			9
	50%	33%	60%			47%	45%	0%	36%			27%
Defending %	1	1	1			3	2	5	1			8
	12%	16%	20%			15%	18%	45%	9%			24%
Counterattacking %	0	1	0			1	0	1	0			1
	0%	16%	0%			5%	0%	9%	0%			3%
Other %	1	1	0			2	0	0	1			1
	12%	16%	0%			10%	0%	0%	9%			3%
Biggest lead	0	1	0				3	5	6			
Handedness/Grip	Right/						Right/					

Game Progress

1	FUKUHARA Ai (JPN)	0	*0	2	*2	3	*4	5	*6	7	*8	8
	DANG Ye Seo (KOR)	*0	2	*2	4	*5	6	*7	8	*9	10	11
2	FUKUHARA Ai (JPN)	*0	1	*2	2	*2	3	*4	5	*6	6	
	DANG Ye Seo (KOR)	0	*1	2	*4	6	*7	8	*9	10	11	
3	FUKUHARA Ai (JPN)	0	*0	1	*1	2	*3	4	*5	5		
	DANG Ye Seo (KOR)	*0	2	*3	5	*6	7	*8	9	11		

Note:

* indicates server. For the definition of the statistics refer to "Competition Format and Rules" report



DETAILED CONTEST RESULTS

团体比赛详细成绩 / RÉSULTATS DÉTAILLÉS DU CONCOURS

JAPAN (JPN) 0-3 KOREA (KOR)

Match 2 HIRANO Sayaka (JPN) 1-3 KIM Kyung Ah (KOR)

Match Summary		Match	Game 1	Game 2	Game 3	Game 4	Game 5
HIRANO Sayaka	JPN	1	6	15	11	8	
KIM Kyung Ah	KOR	3	11	17	4	11	
Duration of Match 2		49min	6min	16min	8min	8min	

Contest No.: WT23

Table: 3

Umpires: WULZ Wolfgang (AUT)

KOMERICKI Damir (CRO)

Game Statistics	HIRANO Sayaka (JPN)					Match	KIM Kyung Ah (KOR)					Match
	Game						Game					
	1	2	3	4	5		1	2	3	4	5	
Points won	6	15	11	8		40	11	17	4	11		43
Service %	16%	0%	0%	12%		5%	9%	11%	25%	9%		11%
Third Ball %	0%	6%	9%	0%		5%	0%	5%	0%	0%		2%
Attacking %	50%	80%	90%	50%		72%	54%	70%	25%	36%		53%
Defending %	0%	6%	0%	25%		7%	36%	5%	50%	36%		25%
Counterattacking %	33%	6%	0%	0%		7%	0%	5%	0%	9%		4%
Other %	0%	0%	0%	12%		2%	0%	0%	0%	9%		2%
Biggest lead	1	4	7	1			5	2	0	4		
Handedness/Grip	Right/						Right/					

Game Progress

1	HIRANO Sayaka (JPN)	*0	0	*2	3	*4	4	*4	6	*6	6										
	KIM Kyung Ah (KOR)	0	*2	2	*3	4	*6	8	*8	10	11										
2	HIRANO Sayaka (JPN)	0	*1	2	*2	4	*6	7	*9	9	*9	10	*10	11	*11	12	*13	13	*13	14	*15
	KIM Kyung Ah (KOR)	*0	1	*2	4	*4	4	*5	5	*7	9	*10	11	*11	12	*12	12	*13	14	*14	14
2	HIRANO Sayaka (JPN)	15	*15	15																	
	KIM Kyung Ah (KOR)	*15	16	17																	
3	HIRANO Sayaka (JPN)	*0	2	*4	6	*6	7	*9	10	11											
	KIM Kyung Ah (KOR)	0	*0	0	*0	2	*3	3	*4	4											
4	HIRANO Sayaka (JPN)	0	*0	1	*2	2	*4	5	*7	8	*8	8									
	KIM Kyung Ah (KOR)	*0	2	*3	4	*6	6	*7	7	*8	10	11									

Note:

*1*1* denotes server. For the definition of the statistics refer to "Competition Format and Rules" report



DETAILED CONTEST RESULTS

团体比赛详细成绩 / RÉSULTATS DÉTAILLÉS DU CONCOURS

JAPAN (JPN) 0-3 KOREA (KOR)

Match 3 FUKUOKA Haruna (JPN) 2-3 PARK Mi Young (KOR)
 HIRANO Sayaka KIM Kyung Ah

Match Summary		Match	Game 1	Game 2	Game 3	Game 4	Game 5
FUKUOKA/HIRANO	JPN	2	6	11	11	6	9
PARK/KIM	KOR	3	11	6	6	11	11
Duration of Match 3		47min	6min	7min	7min	6min	9min

Contest No.: WT23 Table: 3 Umpires: WULZ Wolfgang (AUT) KOMERICKI Damir (CRO)

Game Statistics	FUKUOKA/HIRANO (JPN)						PARK/KIM (KOR)					
	Game					Match	Game					Match
	1	2	3	4	5		1	2	3	4	5	
Points won	6	11	11	6	9	43	11	6	6	11	11	45
Service %	0	0	0	0	0	0	0	0	0	0	0	0
Third Ball %	0	0	0	0	0	0	0	0	0	0	0	0
Attacking %	5	11	9	6	8	39	0	0	1	1	1	3
	83%	100%	81%	100%	88%	90%	0%	0%	16%	9%	9%	6%
Defending %	1	0	0	0	1	2	11	5	3	9	8	36
	16%	0%	0%	0%	11%	4%	100%	83%	50%	81%	72%	80%
Counterattacking %	0	0	0	0	0	0	0	1	2	0	1	4
	0%	0%	0%	0%	0%	0%	0%	16%	33%	0%	9%	8%
Other %	0	0	2	0	0	2	0	0	0	1	1	2
	0%	0%	18%	0%	0%	4%	0%	0%	0%	9%	9%	4%
Biggest lead	1	6	5	2	0		5	0	1	7	4	
Handedness/Grip	Right/ - Right/						Right/ - Right/					

Game Progress

1	FUKUOKA/HIRA. (JPN)	0	*_1	2	*_2	3	_*4	5	*_6	6	6	
	PARK/KIM (KOR)	_*0	1	*_2	4	_*5	6	*_7	8	*_10	11	
2	FUKUOKA/HIRA. (JPN)	_*0	2	*_3	4	_*6	7	*_9	9	*_10	11	
	PARK/KIM (KOR)	0	_*0	1	*_2	2	_*3	3	*_5	6	6	
3	FUKUOKA/HIRA. (JPN)	0	*_1	3	*_4	4	_*6	8	*_9	10	11	
	PARK/KIM (KOR)	_*0	1	*_1	2	_*4	4	*_4	5	_*6	6	
4	FUKUOKA/HIRA. (JPN)	_*0	2	*_2	2	_*2	2	*_3	4	_*6	6	
	PARK/KIM (KOR)	0	_*0	2	*_4	6	_*8	9	*_10	10	11	
5	FUKUOKA/HIRA. (JPN)	0	*_1	2	*_3	3	_*4	5	*_5	7	_*8	9
	PARK/KIM (KOR)	*_0	1	_*2	3	*_5	6	_*7	9	*_9	10	11

Note:

"*_-" denotes first player of pair is server, "-*" denotes second player of pair is server. For the definition of the statistics refer to "Competition Format and Rules" report



DETAILED CONTEST RESULTS

团体比赛详细成绩 / RÉSULTATS DÉTAILLÉS DU CONCOURS

AUSTRALIA (AUS) 0-3 SPAIN (ESP)

Contest No.: WT24

Table: 8

Umpires: XIE Ying (CHN)

LING Chaochao (CHN)

Match 1			Match	Game 1	Game 2	Game 3	Game 4	Game 5
A	LAY Jian Fang	AUS	0	8	10	4		
X	SHEN Yanfei	ESP	3	11	12	11		
Duration of Match 1			20min	5min	6min	3min		
Match 2			Match	Game 1	Game 2	Game 3	Game 4	Game 5
B	MIAO Miao	AUS	1	4	8	11	4	
Y	DVORAK Galia	ESP	3	11	11	5	11	
Duration of Match 2			23min	3min	5min	4min	3min	
Match 3			Match	Game 1	Game 2	Game 3	Game 4	Game 5
C/B	SANG/MIAO	AUS	0	11	8	7		
Z/Y	ZHU/DVORAK	ESP	3	13	11	11		
Duration of Match 3			20min	6min	5min	5min		
Duration of Contest				1h 03min				

Contest Statistics	AUSTRALIA (AUS)						SPAIN (ESP)					
	Match					Contest	Match					Contest
	1	2	3	4	5		1	2	3	4	5	
Points won	22	27	26			75	34	38	35			107
Service %	1 4%	5 18%	3 11%			9 12%	2 5%	4 10%	3 8%			9 8%
Third Ball %	5 22%	4 14%	1 3%			10 13%	2 5%	9 23%	8 22%			19 17%
Attacking %	5 22%	13 48%	13 50%			31 41%	20 58%	14 36%	18 51%			52 48%
Defending %	7 31%	3 11%	9 34%			19 25%	9 26%	11 28%	6 17%			26 24%
Counterattacking %	3 13%	2 7%	0 0%			5 6%	0 0%	0 0%	0 0%			0 0%
Other %	1 4%	0 0%	0 0%			1 1%	1 2%	0 0%	0 0%			1 0%

Legend:
WT Women's Team



DETAILED CONTEST RESULTS

团体比赛详细成绩 / RÉSULTATS DÉTAILLÉS DU CONCOURS

AUSTRALIA (AUS) 0-3 SPAIN (ESP)

Match 1 LAY Jian Fang (AUS) 0-3 SHEN Yanfei (ESP)

Match Summary		Match	Game 1	Game 2	Game 3	Game 4	Game 5
LAY Jian Fang	AUS	0	8	10	4		
SHEN Yanfei	ESP	3	11	12	11		
Duration of Match 1		20min	5min	6min	3min		

Contest No.: WT24

Table: 8

Umpires: XIE Ying (CHN)

LING Chaochao (CHN)

Game Statistics	LAY Jian Fang (AUS)						SHEN Yanfei (ESP)					
	Game					Match	Game					Match
	1	2	3	4	5		1	2	3	4	5	
Points won	8	10	4			22	11	12	11			34
Service %	0	0	1			1	1	1	0			2
	0%	0%	25%			4%	9%	8%	0%			5%
Third Ball %	2	3	0			5	0	1	1			2
	25%	30%	0%			22%	0%	8%	9%			5%
Attacking %	2	2	1			5	4	7	9			20
	25%	20%	25%			22%	36%	58%	81%			58%
Defending %	4	2	1			7	5	3	1			9
	50%	20%	25%			31%	45%	25%	9%			26%
Counterattacking %	0	3	0			3	0	0	0			0
	0%	30%	0%			13%	0%	0%	0%			0%
Other %	0	0	1			1	1	0	0			1
	0%	0%	25%			4%	9%	0%	0%			2%
Biggest lead	0	5	0				3	2	7			
Handedness/Grip	Right/						Left/					

Game Progress

1	LAY Jian Fang (AUS)	*0	0	*1	2	*3	4	*5	6	*7	8	8	
	SHEN Yanfei (ESP)	0	*2	3	*4	5	*6	7	*8	9	*10	11	
2	LAY Jian Fang (AUS)	0	*1	3	*5	6	*7	7	*9	10	*10	10	
	SHEN Yanfei (ESP)	*0	1	*1	1	*2	3	*5	5	*6	8	*10	12
3	LAY Jian Fang (AUS)	*0	0	*1	1	*3	3	*3	4			4	
	SHEN Yanfei (ESP)	0	*2	3	*5	5	*7	9	*10			11	

Note:

* indicates server. For the definition of the statistics refer to "Competition Format and Rules" report



DETAILED CONTEST RESULTS

团体比赛详细成绩 / RÉSULTATS DÉTAILLÉS DU CONCOURS

AUSTRALIA (AUS) 0-3 SPAIN (ESP)

Match 2 MIAO Miao (AUS) 1-3 DVORAK Galia (ESP)

Match Summary		Match	Game 1	Game 2	Game 3	Game 4	Game 5
MIAO Miao	AUS	1	4	8	11	4	
DVORAK Galia	ESP	3	11	11	5	11	
Duration of Match 2		23min	3min	5min	4min	3min	

Contest No.: WT24

Table: 8

Umpires: XIE Ying (CHN)

LING Chaochao (CHN)

Game Statistics	MIAO Miao (AUS)						DVORAK Galia (ESP)					
	Game					Match	Game					Match
	1	2	3	4	5		1	2	3	4	5	
Points won	4	8	11	4		27	11	11	5	11		38
Service %	2 50%	1 12%	1 9%	1 25%		5 18%	1 9%	2 18%	0 0%	1 9%		4 10%
Third Ball %	1 25%	1 12%	1 9%	1 25%		4 14%	4 36%	3 27%	1 20%	1 9%		9 23%
Attacking %	1 25%	5 62%	5 45%	2 50%		13 48%	2 18%	3 27%	2 40%	7 63%		14 36%
Defending %	0 0%	0 0%	3 27%	0 0%		3 11%	4 36%	3 27%	2 40%	2 18%		11 28%
Counterattacking %	0 0%	1 12%	1 9%	0 0%		2 7%	0 0%	0 0%	0 0%	0 0%		0 0%
Other %	0 0%	0 0%	0 0%	0 0%		0 0%	0 0%	0 0%	0 0%	0 0%		0 0%
Biggest lead	0	3	6	1			7	3	3	7		
Handedness/Grip	Right/						Right/					

Game Progress

1	MIAO Miao (AUS)	0	*0	1	*1	2	*2	4	*4	4		
	DVORAK Galia (ESP)	*0	2	*3	5	*6	8	*8	10	11		
2	MIAO Miao (AUS)	*0	1	*1	3	*5	6	*6	7	*7	8	8
	DVORAK Galia (ESP)	0	*1	3	*3	3	*4	6	*7	9	*10	11
3	MIAO Miao (AUS)	0	*0	1	*3	5	*6	7	*9	11		
	DVORAK Galia (ESP)	*0	2	*3	3	*3	4	*5	5	5		
4	MIAO Miao (AUS)	*0	1	*2	3	*4	4	*4	4	4		
	DVORAK Galia (ESP)	0	*1	2	*3	4	*6	8	*10	11		

Note:

* indicates server. For the definition of the statistics refer to "Competition Format and Rules" report



DETAILED CONTEST RESULTS

团体比赛详细成绩 / RÉSULTATS DÉTAILLÉS DU CONCOURS

AUSTRALIA (AUS) 0-3 SPAIN (ESP)

Match 3 SANG Stephanie Xu (AUS) 0-3 ZHU Fang (ESP)
 MIAO Miao DVORAK Galia

Match Summary		Match	Game 1	Game 2	Game 3	Game 4	Game 5
SANG/MIAO	AUS	0	11	8	7		
ZHU/DVORAK	ESP	3	13	11	11		
Duration of Match 3		20min	6min	5min	5min		

Contest No.: WT24

Table: 8

Umpires: XIE Ying (CHN)

LING Chaochao (CHN)

Game Statistics	SANG/MIAO (AUS)					Match	ZHU/DVORAK (ESP)					Match
	Game						Game					
	1	2	3	4	5		1	2	3	4	5	
Points won	11	8	7			26	13	11	11			35
Service %	2 18%	0 0%	1 14%			3 11%	2 15%	1 9%	0 0%			3 8%
Third Ball %	1 9%	0 0%	0 0%			1 3%	3 23%	4 36%	1 9%			8 22%
Attacking %	6 54%	6 75%	1 14%			13 50%	6 46%	5 45%	7 63%			18 51%
Defending %	2 18%	2 25%	5 71%			9 34%	2 15%	1 9%	3 27%			6 17%
Counterattacking %	0 0%	0 0%	0 0%			0 0%	0 0%	0 0%	0 0%			0 0%
Other %	0 0%	0 0%	0 0%			0 0%	0 0%	0 0%	0 0%			0 0%
Biggest lead	1	2	0				4	3	4			
Handedness/Grip	Right/ - Right/						Right/ - Right/					

Game Progress

1	SANG/MIAO (AUS)	*_0	0	_*0	1	*_3	5	_*5	7	*_8	9	*_10	11	*_11	11	11
	ZHU/DVORAK (ESP)	0	*_2	4	_*5	5	*_5	7	_*7	8	*_9	10	_*10	11	*_12	13
2	SANG/MIAO (AUS)	0	_*1	2	*_2	3	_*5	6	*_8	8	_*8					8
	ZHU/DVORAK (ESP)	_*0	1	*_2	4	_*5	5	*_6	6	_*8	10					11
3	SANG/MIAO (AUS)	*_0	0	_*1	2	*_4	5	_*5	5	*_7						7
	ZHU/DVORAK (ESP)	0	_*2	3	_*4	4	*_5	7	_*9	9						11

Note:

"*-" denotes first player of pair is server, "-*" denotes second player of pair is server. For the definition of the statistics refer to "Competition Format and Rules" report



DETAILED CONTEST RESULTS

团体比赛详细成绩 / RÉSULTATS DÉTAILLÉS DU CONCOURS

JAPAN (JPN) 3-0 AUSTRIA (AUT)

Contest No.: WT25 Table: 1 Umpires: BOUDJEHEM Abdellah (ALG) ISAACS Moegemad (RSA)

Match 1			Match	Game 1	Game 2	Game 3	Game 4	Game 5
A	FUKUHARA Ai	JPN	3	11	8	11	11	
X	LIU Jia	AUT	1	7	11	9	7	
Duration of Match 1			31min	5min	6min	6min	6min	

Match 2			Match	Game 1	Game 2	Game 3	Game 4	Game 5
B	HIRANO Sayaka	JPN	3	9	11	11	11	
Y	LI Qiangbing	AUT	1	11	7	9	6	
Duration of Match 2			30min	6min	6min	7min	5min	

Match 3			Match	Game 1	Game 2	Game 3	Game 4	Game 5
C/B	FUKUOKA/HIRANO	JPN	3	11	11	9	11	
Z/Y	HEINE/LI	AUT	1	6	8	11	7	
Duration of Match 3			26min	4min	4min	6min	5min	

Duration of Contest	1h 28min
---------------------	----------

Contest Statistics	JAPAN (JPN)						AUSTRIA (AUT)					
	Match					Contest	Match					Contest
	1	2	3	4	5		1	2	3	4	5	
Points won	41	42	42			125	34	33	32			99
Service %	11 26%	3 7%	11 26%			25 20%	4 11%	5 15%	3 9%			12 12%
Third Ball %	3 7%	9 21%	5 11%			17 13%	11 32%	5 15%	1 3%			17 17%
Attacking %	19 46%	23 54%	12 28%			54 43%	5 14%	12 36%	16 50%			33 33%
Defending %	8 19%	6 14%	13 30%			27 21%	12 35%	9 27%	7 21%			28 28%
Counterattacking %	0 0%	0 0%	0 0%			0 0%	1 2%	0 0%	3 9%			4 4%
Other %	0 0%	1 2%	1 2%			2 1%	1 2%	2 6%	2 6%			5 5%

Legend:
 WT Women's Team



DETAILED CONTEST RESULTS

团体比赛详细成绩 / RÉSULTATS DÉTAILLÉS DU CONCOURS

JAPAN (JPN) 3-0 AUSTRIA (AUT)

Match 1 FUKUHARA Ai (JPN) 3-1 LIU Jia (AUT)

Match Summary		Match	Game 1	Game 2	Game 3	Game 4	Game 5
FUKUHARA Ai	JPN	3	11	8	11	11	
LIU Jia	AUT	1	7	11	9	7	
Duration of Match 1		31min	5min	6min	6min	6min	

Contest No.: WT25 Table: 1 Umpires: BOUDJEHEM Abdellah (ALG) ISAACS Moegemad (RSA)

Game Statistics	FUKUHARA Ai (JPN)						LIU Jia (AUT)					
	Game					Match	Game					Match
	1	2	3	4	5		1	2	3	4	5	
Points won	11	8	11	11		41	7	11	9	7		34
Service %	3 27%	2 25%	3 27%	3 27%		11 26%	0 0%	2 18%	1 11%	1 14%		4 11%
Third Ball %	2 18%	0 0%	1 9%	0 0%		3 7%	2 28%	3 27%	5 55%	1 14%		11 32%
Attacking %	4 36%	5 62%	5 45%	5 45%		19 46%	2 28%	2 18%	0 0%	1 14%		5 14%
Defending %	2 18%	1 12%	2 18%	3 27%		8 19%	3 42%	4 36%	2 22%	3 42%		12 35%
Counterattacking %	0 0%	0 0%	0 0%	0 0%		0 0%	0 0%	0 0%	0 0%	1 14%		1 2%
Other %	0 0%	0 0%	0 0%	0 0%		0 0%	0 0%	0 0%	1 11%	0 0%		1 2%
Biggest lead	4	3	2	7			1	3	4	0		
Handedness/Grip	Right/						Left/					

Game Progress

1	FUKUHARA Ai (JPN)	*0	1	*2	3	*4	6	*7	9	*10	11	
	LIU Jia (AUT)	0	*1	2	*3	4	*4	5	*5	6	7	
2	FUKUHARA Ai (JPN)	0	*2	3	*4	5	*5	5	*6	8	*8	8
	LIU Jia (AUT)	*0	0	*1	2	*3	5	*7	8	*8	10	11
3	FUKUHARA Ai (JPN)	*0	0	*0	2	*2	4	*5	7	*9	10	11
	LIU Jia (AUT)	0	*2	4	*4	6	*6	7	*7	7	*8	9
4	FUKUHARA Ai (JPN)	0	*2	3	*3	5	*7	9	*10	10	11	
	LIU Jia (AUT)	*0	0	*1	3	*3	3	*3	4	*6	7	

Note:

* indicates server. For the definition of the statistics refer to "Competition Format and Rules" report



DETAILED CONTEST RESULTS

团体比赛详细成绩 / RÉSULTATS DÉTAILLÉS DU CONCOURS

JAPAN (JPN) 3-0 AUSTRIA (AUT)

Match 2 HIRANO Sayaka (JPN) 3-1 LI Qiangbing (AUT)

Match Summary		Match	Game 1	Game 2	Game 3	Game 4	Game 5
HIRANO Sayaka	JPN	3	9	11	11	11	
LI Qiangbing	AUT	1	11	7	9	6	
Duration of Match 2		30min	6min	6min	7min	5min	

Contest No.: WT25 Table: 1 Umpires: BOUDJEHEM Abdellah (ALG) ISAACS Moegemad (RSA)

Game Statistics	HIRANO Sayaka (JPN)						LI Qiangbing (AUT)					
	Game					Match	Game					Match
	1	2	3	4	5		1	2	3	4	5	
Points won	9	11	11	11		42	11	7	9	6		33
Service %	11%	9%	9%	0%		7%	18%	0%	22%	16%		15%
Third Ball %	22%	27%	18%	18%		21%	9%	28%	22%	0%		15%
Attacking %	55%	54%	45%	63%		54%	45%	57%	11%	33%		36%
Defending %	11%	9%	27%	9%		14%	18%	14%	33%	50%		27%
Counterattacking %	0%	0%	0%	0%		0%	0%	0%	0%	0%		0%
Other %	0%	0%	0%	9%		2%	9%	0%	11%	0%		6%
Biggest lead	3	4	2	5			2	1	4	1		
Handedness/Grip	Right/						Right/					

Game Progress

1	HIRANO Sayaka (JPN)	0	*1	2	*3	5	*6	7	*8	8	*9	9
	LI Qiangbing (AUT)	*0	1	*2	3	*3	4	*5	6	*8	9	11
2	HIRANO Sayaka (JPN)	*0	1	*2	3	*4	6	*7	8	*9	11	
	LI Qiangbing (AUT)	0	*1	2	*3	4	*4	5	*6	7	7	
3	HIRANO Sayaka (JPN)	0	*1	1	*1	2	*4	5	*7	8	*9	11
	LI Qiangbing (AUT)	*0	1	*3	5	*6	6	*7	7	*8	9	9
4	HIRANO Sayaka (JPN)	*0	1	*3	3	*5	7	*8	9	*10	11	
	LI Qiangbing (AUT)	0	*1	1	*3	3	*3	4	*5	6	6	

Note:

* denotes server. For the definition of the statistics refer to "Competition Format and Rules" report



DETAILED CONTEST RESULTS

团体比赛详细成绩 / RÉSULTATS DÉTAILLÉS DU CONCOURS

JAPAN (JPN) 3-0 AUSTRIA (AUT)

Match 3 FUKUOKA Haruna (JPN) 3-1 HEINE Veronika (AUT)
 HIRANO Sayaka LI Qiangbing

Match Summary		Match	Game 1	Game 2	Game 3	Game 4	Game 5
FUKUOKA/HIRANO	JPN	3	11	11	9	11	
HEINE/LI	AUT	1	6	8	11	7	
Duration of Match 3		26min	4min	4min	6min	5min	

Contest No.: WT25 Table: 1 Umpires: BOUDJEHEM Abdellah (ALG) ISAACS Moegemad (RSA)

Game Statistics	FUKUOKA/HIRANO (JPN)						HEINE/LI (AUT)					
	Game					Match	Game					Match
	1	2	3	4	5		1	2	3	4	5	
Points won	11	11	9	11		42	6	8	11	7		32
Service %	2 18%	2 18%	3 33%	4 36%		11 26%	2 33%	0 0%	0 0%	1 14%		3 9%
Third Ball %	1 9%	1 9%	1 11%	2 18%		5 11%	0 0%	0 0%	1 9%	0 0%		1 3%
Attacking %	4 36%	4 36%	2 22%	2 18%		12 28%	2 33%	5 62%	5 45%	4 57%		16 50%
Defending %	4 36%	4 36%	2 22%	3 27%		13 30%	1 16%	2 25%	2 18%	2 28%		7 21%
Counterattacking %	0 0%	0 0%	0 0%	0 0%		0 0%	0 0%	1 12%	2 18%	0 0%		3 9%
Other %	0 0%	0 0%	1 11%	0 0%		1 2%	1 16%	0 0%	1 9%	0 0%		2 6%
Biggest lead	5	4	2	5			1	0	3	1		
Handedness/Grip	Right/ - Right/						Right/ - Right/					

Game Progress

1	FUKUOKA/HIRA. (JPN)	0	*_1	2	_*3	5	*_6	8	_*9	10	11	
	HEINE/LI (AUT)	*_0	1	_*2	3	*_3	4	_*4	5	*_6	6	
2	FUKUOKA/HIRA. (JPN)	*_0	2	_*3	4	*_5	5	_*7	8	*_10	11	
	HEINE/LI (AUT)	0	*_0	1	_*2	3	*_5	5	_*6	6	*_8	8
3	FUKUOKA/HIRA. (JPN)	0	*_0	1	_*3	4	*_5	7	_*7	8	*_8	9
	HEINE/LI (AUT)	*_0	2	_*3	3	*_4	5	_*5	7	*_8	10	11
4	FUKUOKA/HIRA. (JPN)	*_0	1	_*2	4	*_5	7	_*8	8	*_9	11	
	HEINE/LI (AUT)	0	*_1	2	_*2	3	*_3	4	_*6	7	7	

Note:

"*_-" denotes first player of pair is server, "-*" denotes second player of pair is server. For the definition of the statistics refer to "Competition Format and Rules" report



DETAILED CONTEST RESULTS

团体比赛详细成绩 / RÉSULTATS DÉTAILLÉS DU CONCOURS

UNITED STATES (USA) 3-1 ROMANIA (ROU)

Contest No.: WT26 Table: 3 Umpires: CHEUNG Ka Wing (HKG) SANGSRIROJANA Prut (THA)

Match 1			Match	Game 1	Game 2	Game 3	Game 4	Game 5
A	WANG Chen	USA	1	9	11	7	9	
X	SAMARA Elizabeta	ROU	3	11	6	11	11	
Duration of Match 1			33min	6min	4min	6min	6min	

Match 2			Match	Game 1	Game 2	Game 3	Game 4	Game 5
B	GAO Jun	USA	3	11	11	11		
Y	DODEAN Daniela	ROU	0	7	6	6		
Duration of Match 2			21min	5min	6min	7min		

Match 3			Match	Game 1	Game 2	Game 3	Game 4	Game 5
C/B	HUANG/GAO	USA	3	11	11	16	11	
Z/X	NECULA/SAMARA	ROU	1	8	7	18	7	
Duration of Match 3			35min	5min	5min	10min	5min	

Match 4			Match	Game 1	Game 2	Game 3	Game 4	Game 5
A	WANG Chen	USA	3	11	11	11		
Z	NECULA Iulia	ROU	0	5	6	2		
Duration of Match 4			16min	4min	5min	3min		

Duration of Contest	1h 47min
---------------------	-----------------

Contest Statistics	UNITED STATES (USA)					Contest	ROMANIA (ROU)					Contest
	Match						Match					
	1	2	3	4	5		1	2	3	4	5	
Points won	36	33	49	33		151	39	19	40	13		111
Service %	5 13%	4 12%	7 14%	3 9%		19 12%	6 15%	1 5%	3 7%	0 0%		10 9%
Third Ball %	5 13%	0 0%	2 4%	3 9%		10 6%	6 15%	2 10%	0 0%	2 15%		10 9%
Attacking %	20 55%	12 36%	24 48%	17 51%		73 48%	27 69%	11 57%	24 60%	9 69%		71 63%
Defending %	3 8%	11 33%	9 18%	6 18%		29 19%	0 0%	3 15%	11 27%	1 7%		15 13%
Counterattacking %	2 5%	6 18%	4 8%	1 3%		13 8%	0 0%	2 10%	0 0%	1 7%		3 2%
Other %	1 2%	0 0%	3 6%	3 9%		7 4%	0 0%	0 0%	2 5%	0 0%		2 1%

Legend:
 WT Women's Team



DETAILED CONTEST RESULTS

团体比赛详细成绩 / RÉSULTATS DÉTAILLÉS DU CONCOURS

UNITED STATES (USA) 3-1 ROMANIA (ROU)

Match 1 WANG Chen (USA) 1-3 SAMARA Elizabeta (ROU)

Match Summary		Match	Game 1	Game 2	Game 3	Game 4	Game 5
WANG Chen	USA	1	9	11	7	9	
SAMARA Elizabeta	ROU	3	11	6	11	11	
Duration of Match 1		33min	6min	4min	6min	6min	

Contest No.: WT26 Table: 3 Umpires: CHEUNG Ka Wing (HKG) SANGSRIROJANA Prut (THA)

Game Statistics	WANG Chen (USA)						SAMARA Elizabeta (ROU)					
	Game					Match	Game					Match
	1	2	3	4	5		1	2	3	4	5	
Points won	9	11	7	9		36	11	6	11	11		39
Service %	1 11%	2 18%	1 14%	1 11%		5 13%	0 0%	2 33%	1 9%	3 27%		6 15%
Third Ball %	0 0%	0 0%	1 14%	4 44%		5 13%	4 36%	0 0%	1 9%	1 9%		6 15%
Attacking %	6 66%	7 63%	3 42%	4 44%		20 55%	7 63%	4 66%	9 81%	7 63%		27 69%
Defending %	1 11%	1 9%	1 14%	0 0%		3 8%	0 0%	0 0%	0 0%	0 0%		0 0%
Counterattacking %	0 0%	1 9%	1 14%	0 0%		2 5%	0 0%	0 0%	0 0%	0 0%		0 0%
Other %	1 11%	0 0%	0 0%	0 0%		1 2%	0 0%	0 0%	0 0%	0 0%		0 0%
Biggest lead	1	5	1	3			3	0	4	2		
Handedness/Grip	Right/						Left/					

Game Progress

1	WANG Chen (USA)	0	*0	1	*2	4	*4	6	*7	8	*9	9
	SAMARA Elizabe. (ROU)	*0	2	*3	4	*4	6	*6	7	*8	9	11
2	WANG Chen (USA)	*0	1	*3	4	*5	7	*7	9	*10	11	
	SAMARA Elizabe. (ROU)	0	*1	1	*2	3	*3	5	*5	6	6	
3	WANG Chen (USA)	0	*1	2	*2	4	*5	6	*6	7	7	
	SAMARA Elizabe. (ROU)	*0	1	*2	4	*4	5	*6	8	*9	11	
4	WANG Chen (USA)	*0	2	*2	4	*5	5	*6	7	*7	9	9
	SAMARA Elizabe. (ROU)	0	*0	2	*2	3	*5	6	*7	9	*9	11

Note:

* indicates server. For the definition of the statistics refer to "Competition Format and Rules" report



DETAILED CONTEST RESULTS

团体比赛详细成绩 / RÉSULTATS DÉTAILLÉS DU CONCOURS

UNITED STATES (USA) 3-1 ROMANIA (ROU)

Match 2 GAO Jun (USA) 3-0 DODEAN Daniela (ROU)

Match Summary		Match	Game 1	Game 2	Game 3	Game 4	Game 5
GAO Jun	USA	3	11	11	11		
DODEAN Daniela	ROU	0	7	6	6		
Duration of Match 2		21min	5min	6min	7min		

Contest No.: WT26 Table: 3 Umpires: CHEUNG Ka Wing (HKG) SANGSRIROJANA Prut (THA)

Game Statistics	GAO Jun (USA)						DODEAN Daniela (ROU)					
	Game					Match	Game					Match
	1	2	3	4	5		1	2	3	4	5	
Points won	11	11	11			33	7	6	6			19
Service %	0	2	2			4	0	0	1			1
	0%	18%	18%			12%	0%	0%	16%			5%
Third Ball %	0	0	0			0	0	2	0			2
	0%	0%	0%			0%	0%	33%	0%			10%
Attacking %	6	4	2			12	5	3	3			11
	54%	36%	18%			36%	71%	50%	50%			57%
Defending %	4	3	4			11	1	1	1			3
	36%	27%	36%			33%	14%	16%	16%			15%
Counterattacking %	1	2	3			6	1	0	1			2
	9%	18%	27%			18%	14%	0%	16%			10%
Other %	0	0	0			0	0	0	0			0
	0%	0%	0%			0%	0%	0%	0%			0%
Biggest lead	4	7	5				3	0	4			
Handedness/Grip	Right/						Right/					

Game Progress

1	GAO Jun (USA)	0	*0	2	*2	3	*5	7	*8	9	11
	DODEAN Daniela (ROU)	*0	2	*2	4	*5	5	*5	6	*7	7
2	GAO Jun (USA)	*0	1	*3	5	*6	7	*9	10	*10	11
	DODEAN Daniela (ROU)	0	*1	1	*1	2	*3	3	*4	6	6
3	GAO Jun (USA)	0	*0	0	*2	4	*5	7	*8	10	11
	DODEAN Daniela (ROU)	*0	2	*4	4	*4	5	*5	6	*6	6

Note:

*1*1* denotes server. For the definition of the statistics refer to "Competition Format and Rules" report



DETAILED CONTEST RESULTS

团体比赛详细成绩 / RÉSULTATS DÉTAILLÉS DU CONCOURS

UNITED STATES (USA) 3-1 ROMANIA (ROU)

Match 3 HUANG Crystal Xi (USA) 3-1 NECULA Iulia (ROU)
 GAO Jun SAMARA Elizabeta

Match Summary		Match	Game 1	Game 2	Game 3	Game 4	Game 5
HUANG/GAO	USA	3	11	11	16	11	
NECULA/SAMARA	ROU	1	8	7	18	7	
Duration of Match 3		35min	5min	5min	10min	5min	

Contest No.: WT26 Table: 3 Umpires: CHEUNG Ka Wing (HKG) SANGSRIROJANA Prut (THA)

Game Statistics	HUANG/GAO (USA)						NECULA/SAMARA (ROU)					
	Game					Match	Game					Match
	1	2	3	4	5		1	2	3	4	5	
Points won	11	11	16	11		49	8	7	18	7		40
Service %	2 18%	2 18%	1 6%	2 18%		7 14%	0 0%	0 0%	3 16%	0 0%		3 7%
Third Ball %	0 0%	0 0%	1 6%	1 9%		2 4%	0 0%	0 0%	0 0%	0 0%		0 0%
Attacking %	5 45%	4 36%	9 56%	6 54%		24 48%	5 62%	5 71%	10 55%	4 57%		24 60%
Defending %	2 18%	3 27%	3 18%	1 9%		9 18%	3 37%	2 28%	3 16%	3 42%		11 27%
Counterattacking %	2 18%	1 9%	0 0%	1 9%		4 8%	0 0%	0 0%	0 0%	0 0%		0 0%
Other %	0 0%	1 9%	2 12%	0 0%		3 6%	0 0%	0 0%	2 11%	0 0%		2 5%
Biggest lead	5	4	1	4			2	0	4	0		
Handedness/Grip	Left/ - Right/						Right/ - Left/					

Game Progress

1	HUANG/GAO (USA)	0	_0	2	*_4	5	_7	8	*_9	9	*_10	11								
	NECULA/SAMA. (ROU)	_0	2	*_2	2	_3	3	*_4	5	_7	8	8								
2	HUANG/GAO (USA)	*_0	1	_3	3	*_4	6	_7	7	*_9	11									
	NECULA/SAMA. (ROU)	0	*_1	1	_3	4	*_4	5	_7	7	7									
3	HUANG/GAO (USA)	0	_0	1	*_2	2	_3	4	*_5	6	_8	10	*_10	11	_11	12	*_13	13	*_13	14
	NECULA/SAMA. (ROU)	_0	2	*_3	4	_6	7	*_8	9	*_10	10	*_10	11	*_11	12	*_12	12	*_13	14	*_14
3	HUANG/GAO (USA)	*_14	15	*_16	16	*_16	16													
	NECULA/SAMA. (ROU)	15	*_15	15	*_16	17	18													
4	HUANG/GAO (USA)	*_0	2	_3	4	*_4	6	_7	9	*_10	11									
	NECULA/SAMA. (ROU)	0	*_0	1	_2	4	*_4	5	_5	6	7									

Note:

"*_ " denotes first player of pair is server, "_*" denotes second player of pair is server. For the definition of the statistics refer to "Competition Format and Rules" report



DETAILED CONTEST RESULTS

团体比赛详细成绩 / RÉSULTATS DÉTAILLÉS DU CONCOURS

UNITED STATES (USA) 3-1 ROMANIA (ROU)

Match 4 WANG Chen (USA) 3-0 NECULA Iulia (ROU)

Match Summary		Match	Game 1	Game 2	Game 3	Game 4	Game 5
WANG Chen	USA	3	11	11	11		
NECULA Iulia	ROU	0	5	6	2		
Duration of Match 4		16min	4min	5min	3min		

Contest No.: WT26 Table: 3 Umpires: CHEUNG Ka Wing (HKG) SANGSRIROJANA Prut (THA)

Game Statistics	WANG Chen (USA)						NECULA Iulia (ROU)					
	Game					Match	Game					Match
	1	2	3	4	5		1	2	3	4	5	
Points won	11	11	11			33	5	6	2			13
Service %	2 18%	0 0%	1 9%			3 9%	0 0%	0 0%	0 0%			0 0%
Third Ball %	3 27%	0 0%	0 0%			3 9%	2 40%	0 0%	0 0%			2 15%
Attacking %	3 27%	7 63%	7 63%			17 51%	3 60%	5 83%	1 50%			9 69%
Defending %	2 18%	2 18%	2 18%			6 18%	0 0%	0 0%	1 50%			1 7%
Counterattacking %	0 0%	1 9%	0 0%			1 3%	0 0%	1 16%	0 0%			1 7%
Other %	1 9%	1 9%	1 9%			3 9%	0 0%	0 0%	0 0%			0 0%
Biggest lead	6	5	9				2	2	0			
Handedness/Grip	Right/						Right/					

Game Progress

1	WANG Chen (USA)	0	*0	2	*3	5	*5	7	*9	11	
	NECULA Iulia (ROU)	*0	2	*2	3	*3	5	*5	5	5	
2	WANG Chen (USA)	*0	0	*2	3	*5	5	*7	9	*10	11
	NECULA Iulia (ROU)	0	*2	2	*3	3	*5	5	*5	6	6
3	WANG Chen (USA)	0	*2	3	*5	6	*8	10	11		
	NECULA Iulia (ROU)	*0	0	*1	1	*2	2	*2	2		

Note:

* indicates server. For the definition of the statistics refer to "Competition Format and Rules" report



DETAILED CONTEST RESULTS

团体比赛详细成绩 / RÉSULTATS DÉTAILLÉS DU CONCOURS

CHINA (CHN) 3-0 HONG KONG, CHINA (HKG)

Contest No.: WT27

Table: 1

Umpires: DZIOBA Greg (CAN)

YICK Joseph (USA)

Match 1			Match	Game 1	Game 2	Game 3	Game 4	Game 5
A	ZHANG Yining	CHN	3	11	11	11		
X	TIE Yana	HKG	0	7	4	3		
Duration of Match 1			17min	5min	4min	3min		
Match 2			Match	Game 1	Game 2	Game 3	Game 4	Game 5
B	GUO Yue	CHN	3	11	12	11		
Y	LIN Ling	HKG	0	7	10	4		
Duration of Match 2			19min	4min	7min	3min		
Match 3			Match	Game 1	Game 2	Game 3	Game 4	Game 5
C/A	WANG/ZHANG	CHN	3	11	11	11		
Z/Y	LAU/LIN	HKG	0	4	9	4		
Duration of Match 3			15min	3min	5min	3min		
Duration of Contest			52min					

Contest Statistics	CHINA (CHN)						HONG KONG, CHINA (HKG)					
	Match					Contest	Match					Contest
	1	2	3	4	5		1	2	3	4	5	
Points won	33	34	33			100	14	21	17			52
Service %	4 12%	4 11%	3 9%			11 11%	0 0%	3 14%	2 11%			5 9%
Third Ball %	4 12%	4 11%	0 0%			8 8%	1 7%	2 9%	1 5%			4 7%
Attacking %	19 57%	21 61%	25 75%			65 65%	10 71%	5 23%	3 17%			18 34%
Defending %	1 3%	0 0%	1 3%			2 2%	0 0%	4 19%	3 17%			7 13%
Counterattacking %	5 15%	2 5%	3 9%			10 10%	3 21%	6 28%	6 35%			15 28%
Other %	0 0%	3 8%	1 3%			4 4%	0 0%	1 4%	2 11%			3 5%

Legend:
 WT Women's Team



DETAILED CONTEST RESULTS

团体比赛详细成绩 / RÉSULTATS DÉTAILLÉS DU CONCOURS

CHINA (CHN) 3-0 HONG KONG, CHINA (HKG)

Match 1 ZHANG Yining (CHN) 3-0 TIE Yana (HKG)

Match Summary		Match	Game 1	Game 2	Game 3	Game 4	Game 5
ZHANG Yining	CHN	3	11	11	11		
TIE Yana	HKG	0	7	4	3		
Duration of Match 1		17min	5min	4min	3min		

Contest No.: WT27

Table: 1

Umpires: DZIOBA Greg (CAN)

YICK Joseph (USA)

Game Statistics	ZHANG Yining (CHN)						TIE Yana (HKG)					
	Game					Match	Game					Match
	1	2	3	4	5		1	2	3	4	5	
Points won	11	11	11			33	7	4	3			14
Service %	1 9%	2 18%	1 9%			4 12%	0 0%	0 0%	0 0%			0 0%
Third Ball %	3 27%	0 0%	1 9%			4 12%	0 0%	0 0%	1 33%			1 7%
Attacking %	6 54%	5 45%	8 72%			19 57%	5 71%	3 75%	2 66%			10 71%
Defending %	0 0%	1 9%	0 0%			1 3%	0 0%	0 0%	0 0%			0 0%
Counterattacking %	1 9%	3 27%	1 9%			5 15%	2 28%	1 25%	0 0%			3 21%
Other %	0 0%	0 0%	0 0%			0 0%	0 0%	0 0%	0 0%			0 0%
Biggest lead	4	7	8				0	2	0			
Handedness/Grip	Right/						Right/					

Game Progress

1	ZHANG Yining (CHN)	*0	1	*3	4	*4	6	*7	8	*9	11
	TIE Yana (HKG)	0	*1	1	*2	4	*4	5	*6	7	7
2	ZHANG Yining (CHN)	0	*1	1	*2	4	*6	8	*10	11	
	TIE Yana (HKG)	*0	1	*3	4	*4	4	*4	4	4	
3	ZHANG Yining (CHN)	*0	2	*3	5	*7	8	*9	11		
	TIE Yana (HKG)	0	*0	1	*1	1	*2	3	3		

Note:

* indicates server. For the definition of the statistics refer to "Competition Format and Rules" report



DETAILED CONTEST RESULTS

团体比赛详细成绩 / RÉSULTATS DÉTAILLÉS DU CONCOURS

CHINA (CHN) 3-0 HONG KONG, CHINA (HKG)

Match 2 GUO Yue (CHN) 3-0 LIN Ling (HKG)

Match Summary		Match	Game 1	Game 2	Game 3	Game 4	Game 5
GUO Yue	CHN	3	11	12	11		
LIN Ling	HKG	0	7	10	4		
Duration of Match 2		19min	4min	7min	3min		

Contest No.: WT27

Table: 1

Umpires: DZIOBA Greg (CAN)

YICK Joseph (USA)

Game Statistics	GUO Yue (CHN)						LIN Ling (HKG)					
	Game					Match	Game					Match
	1	2	3	4	5		1	2	3	4	5	
Points won	11	12	11			34	7	10	4			21
Service %	2	0	2			4	0	1	2			3
	18%	0%	18%			11%	0%	10%	50%			14%
Third Ball %	3	0	1			4	0	1	1			2
	27%	0%	9%			11%	0%	10%	25%			9%
Attacking %	4	11	6			21	4	1	0			5
	36%	91%	54%			61%	57%	10%	0%			23%
Defending %	0	0	0			0	2	2	0			4
	0%	0%	0%			0%	28%	20%	0%			19%
Counterattacking %	1	0	1			2	1	4	1			6
	9%	0%	9%			5%	14%	40%	25%			28%
Other %	1	1	1			3	0	1	0			1
	9%	8%	9%			8%	0%	10%	0%			4%
Biggest lead	4	2	7				2	0	1			
Handedness/Grip	Left/						Right/					

Game Progress

1	GUO Yue (CHN)	0	*0	1	*2	4	*5	7	*8	10	11			
	LIN Ling (HKG)	*0	2	*3	4	*4	5	*5	6	*6	7			
2	GUO Yue (CHN)	*0	1	*2	3	*4	6	*7	7	*8	9	*10	11	12
	LIN Ling (HKG)	0	*1	2	*3	4	*4	5	*7	8	*9	10	*10	10
3	GUO Yue (CHN)	0	*1	2	*4	6	*7	9	*10	11				
	LIN Ling (HKG)	*0	1	*2	2	*2	3	*3	4	4				

Note:

*1*1* denotes server. For the definition of the statistics refer to "Competition Format and Rules" report



DETAILED CONTEST RESULTS

团体比赛详细成绩 / RÉSULTATS DÉTAILLÉS DU CONCOURS

CHINA (CHN) 3-0 HONG KONG, CHINA (HKG)

Match 3 WANG Nan (CHN) 3-0 LAU Sui Fei (HKG)
 ZHANG Yining LIN Ling

Match Summary		Match	Game 1	Game 2	Game 3	Game 4	Game 5
WANG/ZHANG	CHN	3	11	11	11		
LAU/LIN	HKG	0	4	9	4		
Duration of Match 3		15min	3min	5min	3min		

Contest No.: WT27

Table: 1

Umpires: DZIOBA Greg (CAN)

YICK Joseph (USA)

Game Statistics	WANG/ZHANG (CHN)						LAU/LIN (HKG)					
	Game					Match	Game					Match
	1	2	3	4	5		1	2	3	4	5	
Points won	11	11	11			33	4	9	4			17
Service %	1 9%	1 9%	1 9%			3 9%	0 0%	0 0%	2 50%			2 11%
Third Ball %	0 0%	0 0%	0 0%			0 0%	0 0%	1 11%	0 0%			1 5%
Attacking %	7 63%	8 72%	10 90%			25 75%	1 25%	1 11%	1 25%			3 17%
Defending %	0 0%	1 9%	0 0%			1 3%	2 50%	1 11%	0 0%			3 17%
Counterattacking %	2 18%	1 9%	0 0%			3 9%	1 25%	4 44%	1 25%			6 35%
Other %	1 9%	0 0%	0 0%			1 3%	0 0%	2 22%	0 0%			2 11%
Biggest lead	7	4	7				1	1	0			
Handedness/Grip	Left/ - Right/						Right/ - Right/					

Game Progress

1	WANG/ZHANG (CHN)	_ *0	1	* _2	3	_ *4	6	* _8	10	11		
	LAU/LIN (HKG)	0	* _1	2	_ *3	4	* _4	4	_ *4	4		
2	WANG/ZHANG (CHN)	0	* _2	2	_ *3	4	* _6	8	_ *8	9	* _9	11
	LAU/LIN (HKG)	_ *0	0	* _2	3	_ *4	4	* _4	6	_ *7	9	9
3	WANG/ZHANG (CHN)	_ *0	1	* _3	4	_ *5	7	* _8	10	11		
	LAU/LIN (HKG)	0	* _1	1	_ *2	3	* _3	4	_ *4	4		

Note:

"*" denotes first player of pair is server, "-" denotes second player of pair is server. For the definition of the statistics refer to "Competition Format and Rules" report



DETAILED CONTEST RESULTS

CORRECTED

团体比赛详细成绩 / RÉSULTATS DÉTAILLÉS DU CONCOURS

KOREA (KOR) 2-3 SINGAPORE (SIN)

Contest No.: WT28 Table: 1 Umpires: MUGWANYA Ronald (UGA) ALAMRI Hassan (QAT)

Match 1			Match	Game 1	Game 2	Game 3	Game 4	Game 5
A	DANG Ye Seo	KOR	0	5	5	2		
X	FENG Tianwei	SIN	3	11	11	11		
Duration of Match 1			27min	6min	6min	4min		
Match 2			Match	Game 1	Game 2	Game 3	Game 4	Game 5
B	KIM Kyung Ah	KOR	3	5	11	9	11	11
Y	LI Jia Wei	SIN	2	11	8	11	6	9
Duration of Match 2			56min	5min	9min	10min	6min	9min
Match 3			Match	Game 1	Game 2	Game 3	Game 4	Game 5
C/B	PARK/KIM	KOR	0	7	6	9		
Z/Y	WANG/LI	SIN	3	11	11	11		
Duration of Match 3			29min	7min	7min	8min		
Match 4			Match	Game 1	Game 2	Game 3	Game 4	Game 5
A	DANG Ye Seo	KOR	3	11	14	11		
Z	WANG Yue Gu	SIN	0	8	12	9		
Duration of Match 4			33min	6min	10min	7min		
Match 5			Match	Game 1	Game 2	Game 3	Game 4	Game 5
C	PARK Mi Young	KOR	1	7	10	11	9	
X	FENG Tianwei	SIN	3	11	12	3	11	
Duration of Match 5			47min	8min	11min	5min	12min	

Duration of Contest 3h 13min

Contest Statistics	KOREA (KOR)						SINGAPORE (SIN)					
	Match					Contest	Match					Contest
	1	2	3	4	5		1	2	3	4	5	
Points won	12	47	22	36	37	154	33	45	33	29	37	177
Service %	3 25%	1 2%	1 4%	1 2%	4 10%	10 6%	6 18%	0 0%	0 0%	1 3%	2 5%	9 5%
Third Ball %	0 0%	5 10%	1 4%	3 8%	0 0%	9 5%	4 12%	2 4%	4 12%	3 10%	2 5%	15 8%
Attacking %	5 41%	3 6%	1 4%	23 63%	2 5%	34 22%	10 30%	32 71%	24 72%	14 48%	11 29%	91 51%
Defending %	2 16%	33 70%	15 68%	6 16%	18 48%	74 48%	10 30%	9 20%	5 15%	11 37%	16 43%	51 28%
Counterattacking %	2 16%	5 10%	4 18%	3 8%	12 32%	26 16%	2 6%	1 2%	0 0%	0 0%	5 13%	8 4%
Other %	0 0%	0 0%	0 0%	0 0%	1 2%	1 0%	1 3%	1 2%	0 0%	0 0%	1 2%	3 1%

Legend:
 WT Women's Team

The duration time of match 1 and contest has been corrected



DETAILED CONTEST RESULTS

CORRECTED

团体比赛详细成绩 / RÉSULTATS DÉTAILLÉS DU CONCOURS

KOREA (KOR) 2-3 SINGAPORE (SIN)

Match 1 DANG Ye Seo (KOR) 0-3 FENG Tianwei (SIN)

Match Summary		Match	Game 1	Game 2	Game 3	Game 4	Game 5
DANG Ye Seo	KOR	0	5	5	2		
FENG Tianwei	SIN	3	11	11	11		
Duration of Match 1		27min	6min	6min	4min		

Contest No.: WT28 Table: 1 Umpires: MUGWANYA Ronald (UGA) ALAMRI Hassan (QAT)

Game Statistics	DANG Ye Seo (KOR)						FENG Tianwei (SIN)					
	Game					Match	Game					Match
	1	2	3	4	5		1	2	3	4	5	
Points won	5	5	2			12	11	11	11			33
Service %	1 20%	2 40%	0 0%			3 25%	2 18%	2 18%	2 18%			6 18%
Third Ball %	0 0%	0 0%	0 0%			0 0%	2 18%	1 9%	1 9%			4 12%
Attacking %	2 40%	2 40%	1 50%			5 41%	3 27%	3 27%	4 36%			10 30%
Defending %	0 0%	1 20%	1 50%			2 16%	3 27%	4 36%	3 27%			10 30%
Counterattacking %	2 40%	0 0%	0 0%			2 16%	1 9%	1 9%	0 0%			2 6%
Other %	0 0%	0 0%	0 0%			0 0%	0 0%	0 0%	1 9%			1 3%
Biggest lead	0	4	0				6	6	9			
Handedness/Grip	Right/						Right/					

Game Progress

1	DANG Ye Seo (KOR)	0	*0	1	*2	3	*4	5	*5	5
	FENG Tianwei (SIN)	*0	2	*3	4	*5	6	*7	9	11
2	DANG Ye Seo (KOR)	*0	2	*4	4	*4	5	*5	5	5
	FENG Tianwei (SIN)	0	*0	0	*2	4	*5	7	*9	11
3	DANG Ye Seo (KOR)	0	*0	0	*1	2	*2	2	2	2
	FENG Tianwei (SIN)	*0	2	*4	5	*6	8	*10	11	

Note:

* indicates server. For the definition of the statistics refer to "Competition Format and Rules" report

The duration time of match 1 and contest has been corrected



DETAILED CONTEST RESULTS

CORRECTED

团体比赛详细成绩 / RÉSULTATS DÉTAILLÉS DU CONCOURS

KOREA (KOR) 2-3 SINGAPORE (SIN)

Match 2 KIM Kyung Ah (KOR) 3-2 LI Jia Wei (SIN)

Match Summary		Match	Game 1	Game 2	Game 3	Game 4	Game 5
KIM Kyung Ah	KOR	3	5	11	9	11	11
LI Jia Wei	SIN	2	11	8	11	6	9
Duration of Match 2		56min	5min	9min	10min	6min	9min

Contest No.: WT28

Table: 1

Umpires: MUGWANYA Ronald (UGA) ALAMRI Hassan (QAT)

Game Statistics	KIM Kyung Ah (KOR)						LI Jia Wei (SIN)					
	Game					Match	Game					Match
	1	2	3	4	5		1	2	3	4	5	
Points won	5	11	9	11	11	47	11	8	11	6	9	45
Service %	0	0	0	0	1	2%	0	0	0	0	0	0
Third Ball %	0	1	0	4	0	5	0	0	1	0	1	2
Attacking %	0	0	1	1	1	3	8	5	9	4	6	32
Defending %	5	8	8	6	6	33	3	2	1	1	2	9
Counterattacking %	0	2	0	0	3	5	0	1	0	0	0	1
Other %	0	0	0	0	0	0	0	0	0	1	0	1
Biggest lead	0	3	2	5	3		6	1	2	1	2	
Handedness/Grip	Right/						Right/					

Game Progress

1	KIM Kyung Ah (KOR)	0	*1	1	*3	3	*3	4	*5	5		
	LI Jia Wei (SIN)	*0	1	*3	3	*5	7	*8	9	11		
2	KIM Kyung Ah (KOR)	*0	1	*2	4	*5	6	*7	7	*8	10	11
	LI Jia Wei (SIN)	0	*1	2	*2	3	*4	5	*7	8	*8	8
3	KIM Kyung Ah (KOR)	0	*2	2	*4	5	*5	5	*7	8	*9	9
	LI Jia Wei (SIN)	*0	0	*2	2	*3	5	*7	7	*8	9	11
4	KIM Kyung Ah (KOR)	*0	1	*2	3	*4	5	*6	8	*10	11	
	LI Jia Wei (SIN)	0	*1	2	*3	4	*5	6	*6	6	6	6
5	KIM Kyung Ah (KOR)	0	*1	2	*2	4	*5	7	*8	9	*10	11
	LI Jia Wei (SIN)	*0	1	*2	4	*4	5	*5	6	*7	8	9

Note:

* denotes server. For the definition of the statistics refer to "Competition Format and Rules" report

The duration time of match 1 and contest has been corrected



DETAILED CONTEST RESULTS

CORRECTED

团体比赛详细成绩 / RÉSULTATS DÉTAILLÉS DU CONCOURS

KOREA (KOR) 2-3 SINGAPORE (SIN)

Match 3 PARK Mi Young (KOR) 0-3 WANG Yue Gu (SIN)
 KIM Kyung Ah LI Jia Wei

Match Summary		Match	Game 1	Game 2	Game 3	Game 4	Game 5
PARK/KIM	KOR	0	7	6	9		
WANG/LI	SIN	3	11	11	11		
Duration of Match 3		29min	7min	7min	8min		

Contest No.: WT28 Table: 1 Umpires: MUGWANYA Ronald (UGA) ALAMRI Hassan (QAT)

Game Statistics	PARK/KIM (KOR)					Match	WANG/LI (SIN)					Match
	Game						Game					
	1	2	3	4	5		1	2	3	4	5	
Points won	7	6	9			22	11	11	11			33
Service %	0 0%	0 0%	1 11%			1 4%	0 0%	0 0%	0 0%			0 0%
Third Ball %	1 14%	0 0%	0 0%			1 4%	3 27%	1 9%	0 0%			4 12%
Attacking %	0 0%	0 0%	1 11%			1 4%	6 54%	8 72%	10 90%			24 72%
Defending %	6 85%	4 66%	5 55%			15 68%	2 18%	2 18%	1 9%			5 15%
Counterattacking %	0 0%	2 33%	2 22%			4 18%	0 0%	0 0%	0 0%			0 0%
Other %	0 0%	0 0%	0 0%			0 0%	0 0%	0 0%	0 0%			0 0%
Biggest lead	1	0	4				4	5	2			
Handedness/Grip	Right/ - Right/						Right/ - Right/					

Game Progress

1	PARK/KIM (KOR)	0	*_1	1	*_2	3	_*4	5	*_5	7	7	
	WANG/LI (SIN)	_*0	1	*_3	4	_*5	6	*_7	9	_*9	11	
2	PARK/KIM (KOR)	_*0	0	*_1	2	_*4	4	*_5	6	_*6	6	
	WANG/LI (SIN)	0	_*2	3	*_4	4	_*6	7	*_8	10	11	
3	PARK/KIM (KOR)	0	_*2	4	*_4	5	_*5	6	*_7	8	_*9	9
	WANG/LI (SIN)	_*0	0	*_0	2	_*3	5	*_6	7	_*8	9	11

Note:

"*_-" denotes first player of pair is server, "-*_-" denotes second player of pair is server. For the definition of the statistics refer to "Competition Format and Rules" report

The duration time of match 1 and contest has been corrected



DETAILED CONTEST RESULTS

CORRECTED

团体比赛详细成绩 / RÉSULTATS DÉTAILLÉS DU CONCOURS

KOREA (KOR) 2-3 SINGAPORE (SIN)

Match 4 DANG Ye Seo (KOR) 3-0 WANG Yue Gu (SIN)

Match Summary		Match	Game 1	Game 2	Game 3	Game 4	Game 5
DANG Ye Seo	KOR	3	11	14	11		
WANG Yue Gu	SIN	0	8	12	9		
Duration of Match 4		33min	6min	10min	7min		

Contest No.: WT28 Table: 1 Umpires: MUGWANYA Ronald (UGA) ALAMRI Hassan (QAT)

Game Statistics	DANG Ye Seo (KOR)						WANG Yue Gu (SIN)					
	Game					Match	Game					Match
	1	2	3	4	5		1	2	3	4	5	
Points won	11	14	11			36	8	12	9			29
Service %	1 9%	0 0%	0 0%			1 2%	1 12%	0 0%	0 0%			1 3%
Third Ball %	1 9%	2 14%	0 0%			3 8%	1 12%	1 8%	1 11%			3 10%
Attacking %	9 81%	7 50%	7 63%			23 63%	2 25%	6 50%	6 66%			14 48%
Defending %	0 0%	4 28%	2 18%			6 16%	4 50%	5 41%	2 22%			11 37%
Counterattacking %	0 0%	1 7%	2 18%			3 8%	0 0%	0 0%	0 0%			0 0%
Other %	0 0%	0 0%	0 0%			0 0%	0 0%	0 0%	0 0%			0 0%
Biggest lead	8	2	3				0	2	1			
Handedness/Grip	Right/						Right/					

Game Progress

1	DANG Ye Seo (KOR)	*0	2	*4	6	*7	9	*9	9	*9	10	11						
	WANG Yue Gu (SIN)	0	*0	0	*0	1	*1	3	*5	7	*8	8						
2	DANG Ye Seo (KOR)	0	*0	1	*3	4	*5	6	*7	8	*10	10	*11	11	*12	12	*13	14
	WANG Yue Gu (SIN)	*0	2	*3	3	*4	5	*6	7	*8	8	*10	10	*11	11	*12	12	12
3	DANG Ye Seo (KOR)	*0	1	*2	3	*5	6	*7	7	*8	9	11						
	WANG Yue Gu (SIN)	0	*1	2	*3	3	*4	5	*7	8	*9	9						

Note:

* denotes server. For the definition of the statistics refer to "Competition Format and Rules" report

The duration time of match 1 and contest has been corrected



DETAILED CONTEST RESULTS

CORRECTED

团体比赛详细成绩 / RÉSULTATS DÉTAILLÉS DU CONCOURS

KOREA (KOR) 2-3 SINGAPORE (SIN)

Match 5 PARK Mi Young (KOR) 1-3 FENG Tianwei (SIN)

Match Summary		Match	Game 1	Game 2	Game 3	Game 4	Game 5
PARK Mi Young	KOR	1	7	10	11	9	
FENG Tianwei	SIN	3	11	12	3	11	
Duration of Match 5		47min	8min	11min	5min	12min	

Contest No.: WT28 Table: 1 Umpires: MUGWANYA Ronald (UGA) ALAMRI Hassan (QAT)

Game Statistics	PARK Mi Young (KOR)						FENG Tianwei (SIN)					
	Game					Match	Game					Match
	1	2	3	4	5		1	2	3	4	5	
Points won	7	10	11	9		37	11	12	3	11		37
Service %	14%	10%	9%	11%		10%	0%	8%	0%	9%		5%
Third Ball %	0%	0%	0%	0%		0%	18%	0%	0%	0%		5%
Attacking %	0%	0%	9%	11%		5%	36%	16%	0%	45%		29%
Defending %	71%	70%	36%	22%		48%	18%	66%	66%	36%		43%
Counterattacking %	14%	20%	36%	55%		32%	27%	8%	33%	0%		13%
Other %	0%	0%	9%	0%		2%	0%	0%	0%	9%		2%
Biggest lead	3	2	8	0			5	3	1	5		
Handedness/Grip	Right/						Right/					

Game Progress

1	PARK Mi Young (KOR)	0	*2	3	*3	4	*4	4	*5	7	7				
	FENG Tianwei (SIN)	*0	0	*1	3	*4	6	*8	9	*9	11				
2	PARK Mi Young (KOR)	*0	0	*1	3	*4	5	*7	8	*8	9	*10	10	10	
	FENG Tianwei (SIN)	0	*2	3	*3	4	*5	5	*6	8	*9	10	*11	12	
3	PARK Mi Young (KOR)	0	*1	3	*4	6	*8	9	11						
	FENG Tianwei (SIN)	*0	1	*1	2	*2	2	*3	3						
4	PARK Mi Young (KOR)	*0	0	*0	1	*3	4	*5	7	*7	8	*8	9	*9	9
	FENG Tianwei (SIN)	0	*2	4	*5	5	*6	7	*7	8	*8	9	*9	10	11

Note: * indicates server. For the definition of the statistics refer to "Competition Format and Rules" report

The duration time of match 1 and contest has been corrected



DETAILED CONTEST RESULTS

团体比赛详细成绩 / RÉSULTATS DÉTAILLÉS DU CONCOURS

JAPAN (JPN) 3-2 HONG KONG, CHINA (HKG)

Contest No.: WT29

Table: 1

Umpires: LIU Jingli (CHN)

PIAO Lin (CHN)

Match 1			Match	Game 1	Game 2	Game 3	Game 4	Game 5
A	FUKUOKA Haruna	JPN	0	2	10	10		
X	TIE Yana	HKG	3	11	12	12		
Duration of Match 1			23min	3min	7min	7min		

Match 2			Match	Game 1	Game 2	Game 3	Game 4	Game 5
B	FUKUHARA Ai	JPN	3	9	12	11	11	11
Y	LIN Ling	HKG	2	11	14	5	8	8
Duration of Match 2			37min	5min	7min	4min	5min	6min

Match 3			Match	Game 1	Game 2	Game 3	Game 4	Game 5
C/B	HIRANO/FUKUHARA	JPN	3	7	9	11	11	11
Z/Y	LAU/LIN	HKG	2	11	11	7	8	9
Duration of Match 3			40min	5min	6min	5min	6min	7min

Match 4			Match	Game 1	Game 2	Game 3	Game 4	Game 5
A	FUKUOKA Haruna	JPN	1	8	2	11	10	
Z	LAU Sui Fei	HKG	3	11	11	7	12	
Duration of Match 4			30min	5min	3min	5min	10min	

Match 5			Match	Game 1	Game 2	Game 3	Game 4	Game 5
C	HIRANO Sayaka	JPN	3	12	11	11		
X	TIE Yana	HKG	0	10	6	8		
Duration of Match 5			25min	6min	5min	8min		

Duration of Contest	2h 37min
---------------------	----------

Contest Statistics	JAPAN (JPN)						HONG KONG, CHINA (HKG)					
	Match					Contest	Match					Contest
	1	2	3	4	5		1	2	3	4	5	
Points won	22	54	49	31	34	190	35	46	46	41	24	192
Service %	5 22%	8 14%	7 14%	7 22%	11 32%	38 20%	3 8%	10 21%	1 2%	6 14%	3 12%	23 11%
Third Ball %	4 18%	9 16%	3 6%	2 6%	3 8%	21 11%	7 20%	3 6%	2 4%	5 12%	3 12%	20 10%
Attacking %	7 31%	23 42%	26 53%	14 45%	11 32%	81 42%	15 42%	13 28%	24 52%	11 26%	12 50%	75 39%
Defending %	6 27%	13 24%	13 26%	8 25%	8 23%	48 25%	10 28%	13 28%	18 39%	17 41%	6 25%	64 33%
Counterattacking %	0 0%	1 1%	0 0%	0 0%	0 0%	1 0%	0 0%	5 10%	1 2%	0 0%	0 0%	6 3%
Other %	0 0%	0 0%	0 0%	0 0%	1 2%	1 0%	0 0%	2 4%	0 0%	2 4%	0 0%	4 2%

Legend:
 WT Women's Team



DETAILED CONTEST RESULTS

团体比赛详细成绩 / RÉSULTATS DÉTAILLÉS DU CONCOURS

JAPAN (JPN) 3-2 HONG KONG, CHINA (HKG)

Match 1 FUKUOKA Haruna (JPN) 0-3 TIE Yana (HKG)

Match Summary		Match	Game 1	Game 2	Game 3	Game 4	Game 5
FUKUOKA Haruna	JPN	0	2	10	10		
TIE Yana	HKG	3	11	12	12		
Duration of Match 1		23min	3min	7min	7min		

Contest No.: WT29

Table: 1

Umpires: LIU Jingli (CHN)

PIAO Lin (CHN)

Game Statistics	FUKUOKA Haruna (JPN)						TIE Yana (HKG)					
	Game					Match	Game					Match
	1	2	3	4	5		1	2	3	4	5	
Points won	2	10	10			22	11	12	12			35
Service %	0	2	3			5	0	1	2			3
	0%	20%	30%			22%	0%	8%	16%			8%
Third Ball %	0	3	1			4	2	5	0			7
	0%	30%	10%			18%	18%	41%	0%			20%
Attacking %	1	4	2			7	5	3	7			15
	50%	40%	20%			31%	45%	25%	58%			42%
Defending %	1	1	4			6	4	3	3			10
	50%	10%	40%			27%	36%	25%	25%			28%
Counterattacking %	0	0	0			0	0	0	0			0
	0%	0%	0%			0%	0%	0%	0%			0%
Other %	0	0	0			0	0	0	0			0
	0%	0%	0%			0%	0%	0%	0%			0%
Biggest lead	0	4	0				9	2	4			
Handedness/Grip	Right/						Right/					

Game Progress

1	FUKUOKA Haruna (JPN)	*0	0	*0	0	*0	1	*2	2					
	TIE Yana (HKG)	0	*2	4	*6	8	*9	10	11					
2	FUKUOKA Haruna (JPN)	0	*1	3	*4	6	*6	8	*8	9	*9	10	*10	10
	TIE Yana (HKG)	*0	1	*1	2	*2	4	*4	6	*7	9	*10	11	12
3	FUKUOKA Haruna (JPN)	*0	1	*1	2	*3	4	*4	5	*7	9	*10	10	10
	TIE Yana (HKG)	0	*1	3	*4	5	*6	8	*9	9	*9	10	*11	12

Note:

* indicates server. For the definition of the statistics refer to "Competition Format and Rules" report



DETAILED CONTEST RESULTS

团体比赛详细成绩 / RÉSULTATS DÉTAILLÉS DU CONCOURS

JAPAN (JPN) 3-2 HONG KONG, CHINA (HKG)

Match 2 FUKUHARA Ai (JPN) 3-2 LIN Ling (HKG)

Match Summary		Match	Game 1	Game 2	Game 3	Game 4	Game 5
FUKUHARA Ai	JPN	3	9	12	11	11	11
LIN Ling	HKG	2	11	14	5	8	8
Duration of Match 2		37min	5min	7min	4min	5min	6min

Contest No.: WT29

Table: 1

Umpires: LIU Jingli (CHN)

PIAO Lin (CHN)

Game Statistics	FUKUHARA Ai (JPN)						LIN Ling (HKG)					
	Game					Match	Game					Match
	1	2	3	4	5		1	2	3	4	5	
Points won	9	12	11	11	11	54	11	14	5	8	8	46
Service %	11%	8%	9%	18%	27%	14%	36%	14%	40%	25%	0%	21%
Third Ball %	22%	16%	9%	9%	27%	16%	9%	14%	0%	0%	0%	6%
Attacking %	22%	41%	54%	45%	45%	42%	36%	21%	0%	50%	25%	28%
Defending %	33%	33%	27%	27%	0%	24%	9%	35%	20%	25%	50%	28%
Counterattacking %	11%	0%	0%	0%	0%	1%	0%	7%	40%	0%	25%	10%
Other %	0%	0%	0%	0%	0%	0%	9%	7%	0%	0%	0%	4%
Biggest lead	3	2	8	4	4		2	2	0	2	0	
Handedness/Grip	Right/						Right/					

Game Progress

1	FUKUHARA Ai (JPN)	*0	1	*2	3	*4	6	*7	8	*9	9	9						
	LIN Ling (HKG)	0	*1	2	*3	4	*4	5	*6	7	*9	11						
2	FUKUHARA Ai (JPN)	0	*1	2	*3	4	*5	6	*7	9	*9	10	*11	11	*11	12	*12	12
	LIN Ling (HKG)	*0	1	*2	3	*4	5	*6	7	*7	9	*10	10	*11	12	*12	13	14
3	FUKUHARA Ai (JPN)	*0	2	*4	6	*7	9	*9	10	11								
	LIN Ling (HKG)	0	*0	0	*0	1	*1	3	*4	5								
4	FUKUHARA Ai (JPN)	0	*1	1	*2	4	*5	6	*8	10	*10	11						
	LIN Ling (HKG)	*0	1	*3	4	*4	5	*6	6	*6	8	8						
5	FUKUHARA Ai (JPN)	*0	2	*2	4	*5	6	*7	9	*9	10	11						
	LIN Ling (HKG)	0	*0	2	*2	3	*4	5	*5	7	*8	8						

Note:

* indicates server. For the definition of the statistics refer to "Competition Format and Rules" report



DETAILED CONTEST RESULTS

团体比赛详细成绩 / RÉSULTATS DÉTAILLÉS DU CONCOURS

JAPAN (JPN) 3-2 HONG KONG, CHINA (HKG)

Match 3 HIRANO Sayaka (JPN) 3-2 LAU Sui Fei (HKG)
 FUKUHARA Ai LIN Ling

Match Summary		Match	Game 1	Game 2	Game 3	Game 4	Game 5
HIRANO/FUKUHARA	JPN	3	7	9	11	11	11
LAU/LIN	HKG	2	11	11	7	8	9
Duration of Match 3		40min	5min	6min	5min	6min	7min

Contest No.: WT29

Table: 1

Umpires: LIU Jingli (CHN)

PIAO Lin (CHN)

Game Statistics	HIRANO/FUKUHARA (JPN)						LAU/LIN (HKG)					
	Game					Match	Game					Match
	1	2	3	4	5		1	2	3	4	5	
Points won	7	9	11	11	11	49	11	11	7	8	9	46
Service %	28%	0%	18%	18%	9%	7%	0%	0%	0%	12%	0%	2%
Third Ball %	0%	0%	9%	18%	0%	3%	1%	0%	0%	12%	0%	2%
Attacking %	57%	44%	54%	36%	72%	26%	54%	54%	57%	37%	55%	52%
Defending %	14%	55%	18%	27%	18%	13%	36%	45%	28%	37%	44%	18%
Counterattacking %	0%	0%	0%	0%	0%	0%	0%	0%	14%	0%	0%	2%
Other %	0%	0%	0%	0%	0%	0%	0%	0%	0%	0%	0%	0%
Biggest lead	1	0	4	3	2		4	4	1	4	2	
Handedness/Grip	Right/ - Right/						Right/ - Right/					

Game Progress

1	HIRANO/FUKUH. (JPN)	_ *0	1	* _2	2	_ *4	5	* _5	6	_ *7	7	
	LAU/LIN (HKG)	0	_ *1	2	* _4	4	_ *5	7	* _8	9	11	
2	HIRANO/FUKUH. (JPN)	0	_ *0	0	* _2	3	_ *4	4	* _6	7	_ *9	9
	LAU/LIN (HKG)	_ *0	2	* _4	4	_ *5	6	* _8	8	_ *9	9	11
3	HIRANO/FUKUH. (JPN)	* _0	1	_ *2	3	* _4	6	_ *8	8	* _9	11	
	LAU/LIN (HKG)	0	* _1	2	_ *3	4	* _4	4	_ *6	7	7	
4	HIRANO/FUKUH. (JPN)	0	_ *0	1	* _2	2	_ *4	6	* _7	8	_ *10	11
	LAU/LIN (HKG)	_ *0	2	* _3	4	_ *6	6	* _6	7	_ *8	8	8
5	HIRANO/FUKUH. (JPN)	* _0	1	_ *1	3	* _3	5	_ *6	6	* _8	9	11
	LAU/LIN (HKG)	0	* _1	3	_ *3	5	_ *5	6	* _8	8	_ *9	9

Note:

"*_-" denotes first player of pair is server, "-*" denotes second player of pair is server. For the definition of the statistics refer to "Competition Format and Rules" report



DETAILED CONTEST RESULTS

團體比賽詳細成績 / RÉSULTATS DÉTAILLÉS DU CONCOURS

JAPAN (JPN) 3-2 HONG KONG, CHINA (HKG)

Match 4 FUKUOKA Haruna (JPN) 1-3 LAU Sui Fei (HKG)

Match Summary		Match	Game 1	Game 2	Game 3	Game 4	Game 5
FUKUOKA Haruna	JPN	1	8	2	11	10	
LAU Sui Fei	HKG	3	11	11	7	12	
Duration of Match 4		30min	5min	3min	5min	10min	

Contest No.: WT29

Table: 1

Umpires: LIU Jingli (CHN)

PIAO Lin (CHN)

Game Statistics	FUKUOKA Haruna (JPN)						LAU Sui Fei (HKG)					
	Game					Match	Game					Match
	1	2	3	4	5		1	2	3	4	5	
Points won	8	2	11	10		31	11	11	7	12		41
Service %	12%	12%	27%	20%		22%	9%	9%	28%	16%		14%
Third Ball %	0%	50%	0%	10%		6%	9%	0%	14%	25%		12%
Attacking %	62%	0%	36%	50%		45%	36%	36%	0%	25%		26%
Defending %	25%	0%	36%	20%		25%	45%	54%	57%	16%		41%
Counterattacking %	0%	0%	0%	0%		0%	0%	0%	0%	0%		0%
Other %	0%	0%	0%	0%		0%	0%	0%	0%	16%		4%
Biggest lead	0	0	4	3			5	9	0	4		
Handedness/Grip	Right/						Right/					

Game Progress

1	FUKUOKA Haruna (JPN)	0	*0	2	*3	3	*3	4	*5	6	*8	8		
	LAU Sui Fei (HKG)	*0	2	*2	3	*5	7	*8	9	*10	10	11		
2	FUKUOKA Haruna (JPN)	*0	0	*0	0	*0	2	*2	2					
	LAU Sui Fei (HKG)	0	*2	4	*6	8	*8	10	11					
3	FUKUOKA Haruna (JPN)	0	*2	3	*4	5	*7	8	*8	10	11			
	LAU Sui Fei (HKG)	*0	0	*1	2	*3	3	*4	6	*6	7			
4	FUKUOKA Haruna (JPN)	*0	2	*3	3	*3	4	*4	6	*7	9	*10	10	10
	LAU Sui Fei (HKG)	0	*0	1	*3	5	*6	8	*8	9	*9	10	*11	12

Note:

* denotes server. For the definition of the statistics refer to "Competition Format and Rules" report



DETAILED CONTEST RESULTS

团体比赛详细成绩 / RÉSULTATS DÉTAILLÉS DU CONCOURS

JAPAN (JPN) 3-2 HONG KONG, CHINA (HKG)

Match 5 HIRANO Sayaka (JPN) 3-0 TIE Yana (HKG)

Match Summary		Match	Game 1	Game 2	Game 3	Game 4	Game 5
HIRANO Sayaka	JPN	3	12	11	11		
TIE Yana	HKG	0	10	6	8		
Duration of Match 5		25min	6min	5min	8min		

Contest No.: WT29

Table: 1

Umpires: LIU Jingli (CHN)

PIAO Lin (CHN)

Game Statistics	HIRANO Sayaka (JPN)						TIE Yana (HKG)					
	Game					Match	Game					Match
	1	2	3	4	5		1	2	3	4	5	
Points won	12	11	11			34	10	6	8			24
Service %	5 41%	3 27%	3 27%			11 32%	1 10%	1 16%	1 12%			3 12%
Third Ball %	0 0%	1 9%	2 18%			3 8%	2 20%	1 16%	0 0%			3 12%
Attacking %	4 33%	3 27%	4 36%			11 32%	3 30%	3 50%	6 75%			12 50%
Defending %	2 16%	4 36%	2 18%			8 23%	4 40%	1 16%	1 12%			6 25%
Counterattacking %	0 0%	0 0%	0 0%			0 0%	0 0%	0 0%	0 0%			0 0%
Other %	1 8%	0 0%	0 0%			1 2%	0 0%	0 0%	0 0%			0 0%
Biggest lead	6	5	5				0	2	0			
Handedness/Grip	Right/						Right/					

Game Progress

1	HIRANO Sayaka (JPN)	*0	2	*3	5	*7	7	*9	9	*9	10	*10	11	12
	TIE Yana (HKG)	0	*0	1	*1	1	*3	3	*5	7	*8	10	*10	10
2	HIRANO Sayaka (JPN)	0	*0	2	*4	6	*6	7	*8	10	11			
	TIE Yana (HKG)	*0	2	*2	2	*2	4	*5	6	*6	6			
3	HIRANO Sayaka (JPN)	*0	2	*3	5	*5	7	*8	9	*9	10	11		
	TIE Yana (HKG)	0	*0	1	*1	3	*3	4	*5	7	*8	8		

Note:

* denotes server. For the definition of the statistics refer to "Competition Format and Rules" report



DETAILED CONTEST RESULTS

团体比赛详细成绩 / RÉSULTATS DÉTAILLÉS DU CONCOURS

KOREA (KOR) 3-0 UNITED STATES (USA)

Contest No.: WT30 Table: 2 Umpires: DA SILVA Carlos (POR) FEDOROVA Svetlana (RUS)

Match 1			Match	Game 1	Game 2	Game 3	Game 4	Game 5
A	KIM Kyung Ah	KOR	3	11	9	11	15	
X	WANG Chen	USA	1	6	11	8	13	
Duration of Match 1			47min	6min	7min	8min	12min	
Match 2			Match	Game 1	Game 2	Game 3	Game 4	Game 5
B	DANG Ye Seo	KOR	3	7	12	11	8	11
Y	GAO Jun	USA	2	11	10	9	11	8
Duration of Match 2			50min	7min	9min	7min	7min	9min
Match 3			Match	Game 1	Game 2	Game 3	Game 4	Game 5
C/A	PARK/KIM	KOR	3	10	11	4	11	11
Z/Y	HUANG/GAO	USA	2	12	5	11	7	5
Duration of Match 3			37min	8min	5min	5min	6min	5min
Duration of Contest			2h 15min					

Contest Statistics	KOREA (KOR)						UNITED STATES (USA)					
	Match					Contest	Match					Contest
	1	2	3	4	5		1	2	3	4	5	
Points won	46	51	47			144	38	49	40			127
Service %	4 8%	3 5%	3 6%			10 6%	3 7%	5 10%	2 5%			10 7%
Third Ball %	1 2%	1 1%	0 0%			2 1%	3 7%	0 0%	0 0%			3 2%
Attacking %	4 8%	38 74%	2 4%			44 30%	29 76%	27 55%	34 85%			90 70%
Defending %	31 67%	7 13%	36 76%			74 51%	2 5%	16 32%	3 7%			21 16%
Counterattacking %	5 10%	0 0%	6 12%			11 7%	0 0%	1 2%	1 2%			2 1%
Other %	1 2%	2 3%	0 0%			3 2%	1 2%	0 0%	0 0%			1 0%

Legend:
 WT Women's Team



DETAILED CONTEST RESULTS

團體比賽詳細成績 / RÉSULTATS DÉTAILLÉS DU CONCOURS

KOREA (KOR) 3-0 UNITED STATES (USA)

Match 1 KIM Kyung Ah (KOR) 3-1 WANG Chen (USA)

Match Summary		Match	Game 1	Game 2	Game 3	Game 4	Game 5
KIM Kyung Ah	KOR	3	11	9	11	15	
WANG Chen	USA	1	6	11	8	13	
Duration of Match 1		47min	6min	7min	8min	12min	

Contest No.: WT30 Table: 2 Umpires: DA SILVA Carlos (POR) FEDOROVA Svetlana (RUS)

Game Statistics	KIM Kyung Ah (KOR)						WANG Chen (USA)					
	Game					Match	Game					Match
	1	2	3	4	5		1	2	3	4	5	
Points won	11	9	11	15		46	6	11	8	13		38
Service %	2 18%	0 0%	0 0%	2 13%		4 8%	1 16%	0 0%	0 0%	2 15%		3 7%
Third Ball %	0 0%	0 0%	1 9%	0 0%		1 2%	0 0%	1 9%	1 12%	1 7%		3 7%
Attacking %	1 9%	0 0%	3 27%	0 0%		4 8%	4 66%	10 90%	7 87%	8 61%		29 76%
Defending %	6 54%	7 77%	5 45%	13 86%		31 67%	1 16%	0 0%	0 0%	1 7%		2 5%
Counterattacking %	1 9%	2 22%	2 18%	0 0%		5 10%	0 0%	0 0%	0 0%	0 0%		0 0%
Other %	1 9%	0 0%	0 0%	0 0%		1 2%	0 0%	0 0%	0 0%	1 7%		1 2%
Biggest lead	5	2	3	3			0	2	1	1		
Handedness/Grip	Right/						Right/					

Game Progress

1	KIM Kyung Ah (KOR)	0	*1	3	*3	5	*6	7	*9	10	11									
	WANG Chen (USA)	*0	1	*1	3	*3	4	*5	5	*6	6									
2	KIM Kyung Ah (KOR)	*0	2	*3	3	*4	6	*6	8	*8	9	9								
	WANG Chen (USA)	0	*0	1	*3	4	*4	6	*6	8	*9	11								
3	KIM Kyung Ah (KOR)	0	*1	3	*3	5	*6	7	*8	8	*10	11								
	WANG Chen (USA)	*0	1	*1	3	*3	4	*5	6	*8	8	8								
4	KIM Kyung Ah (KOR)	*0	1	*3	4	*4	6	*6	7	*8	10	*10	10	*11	12	*12	12	*13	14	15
	WANG Chen (USA)	0	*1	1	*2	4	*4	6	*7	8	*8	10	*11	11	*11	12	*13	13	*13	13

Note:

* denotes server. For the definition of the statistics refer to "Competition Format and Rules" report



DETAILED CONTEST RESULTS

团体比赛详细成绩 / RÉSULTATS DÉTAILLÉS DU CONCOURS

KOREA (KOR) 3-0 UNITED STATES (USA)

Match 2 DANG Ye Seo (KOR) 3-2 GAO Jun (USA)

Match Summary		Match	Game 1	Game 2	Game 3	Game 4	Game 5
DANG Ye Seo	KOR	3	7	12	11	8	11
GAO Jun	USA	2	11	10	9	11	8
Duration of Match 2		50min	7min	9min	7min	7min	9min

Contest No.: WT30 Table: 2 Umpires: DA SILVA Carlos (POR) FEDOROVA Svetlana (RUS)

Game Statistics	DANG Ye Seo (KOR)						GAO Jun (USA)					
	Game					Match	Game					Match
	1	2	3	4	5		1	2	3	4	5	
Points won	7	12	13	8	11	51	11	10	9	11	8	49
Service %	0 0%	1 8%	0 0%	0 0%	2 18%	3 5%	2 18%	0 0%	1 11%	1 9%	1 12%	5 10%
Third Ball %	0 0%	0 0%	0 0%	0 0%	1 9%	1 1%	0 0%	0 0%	0 0%	0 0%	0 0%	0 0%
Attacking %	6 85%	10 83%	10 76%	6 75%	6 54%	38 74%	5 45%	8 80%	7 77%	6 54%	1 12%	27 55%
Defending %	1 14%	0 0%	2 15%	2 25%	2 18%	7 13%	3 27%	2 20%	1 11%	4 36%	6 75%	16 32%
Counterattacking %	0 0%	0 0%	0 0%	0 0%	0 0%	0 0%	1 9%	0 0%	0 0%	0 0%	0 0%	1 2%
Other %	0 0%	1 8%	1 7%	0 0%	0 0%	2 3%	0 0%	0 0%	0 0%	0 0%	0 0%	0 0%
Biggest lead	4	2	3	2	4		4	3	4	4	3	
Handedness/Grip	Right/						Right/					

Game Progress

1	DANG Ye Seo (KOR)	0	*2	3	*4	5	*7	7	*7	7	7			
	GAO Jun (USA)	*0	0	*1	2	*3	3	*5	7	*9	11			
2	DANG Ye Seo (KOR)	*0	0	*1	2	*3	4	*5	6	*7	8	*10	11	12
	GAO Jun (USA)	0	*2	3	*4	5	*6	7	*8	9	*10	10	*10	10
3	DANG Ye Seo (KOR)	0	*0	0	*2	3	*4	6	*8	9	*10	11		
	GAO Jun (USA)	*0	2	*4	4	*5	6	*6	6	*7	8	9		
4	DANG Ye Seo (KOR)	*0	1	*3	3	*3	4	*5	5	*6	8	8		
	GAO Jun (USA)	0	*1	1	*3	5	*6	7	*9	10	*10	11		
5	DANG Ye Seo (KOR)	0	*0	1	*3	5	*5	7	*8	10	*10	11		
	GAO Jun (USA)	*0	2	*3	3	*3	5	*5	6	*6	8	8		

Note:

* denotes server. For the definition of the statistics refer to "Competition Format and Rules" report



DETAILED CONTEST RESULTS

团体比赛详细成绩 / RÉSULTATS DÉTAILLÉS DU CONCOURS

KOREA (KOR) 3-0 UNITED STATES (USA)

Match 3 PARK Mi Young (KOR) 3-2 HUANG Crystal Xi (USA)
 KIM Kyung Ah GAO Jun

Match Summary		Match	Game 1	Game 2	Game 3	Game 4	Game 5
PARK/KIM	KOR	3	10	11	4	11	11
HUANG/GAO	USA	2	12	5	11	7	5
Duration of Match 3		37min	8min	5min	5min	6min	5min

Contest No.: WT30 Table: 2 Umpires: DA SILVA Carlos (POR) FEDOROVA Svetlana (RUS)

Game Statistics	PARK/KIM (KOR)						HUANG/GAO (USA)					
	Game					Match	Game					Match
	1	2	3	4	5		1	2	3	4	5	
Points won	10	11	4	11	11	47	12	5	11	7	5	40
Service %	10%	0%	0%	9%	9%	6%	0%	0%	9%	0%	20%	5%
Third Ball %	0%	0%	0%	0%	0%	0%	0%	0%	0%	0%	0%	0%
Attacking %	0%	0%	25%	0%	9%	4%	91%	80%	72%	100%	80%	85%
Defending %	80%	72%	75%	81%	72%	76%	8%	20%	9%	0%	0%	7%
Counterattacking %	10%	27%	0%	9%	9%	12%	0%	0%	9%	0%	0%	2%
Other %	0%	0%	0%	0%	0%	0%	0%	0%	0%	0%	0%	0%
Biggest lead	3	6	1	4	6		2	0	7	2	0	
Handedness/Grip	Right/ - Right/						Left/ - Right/					

Game Progress

1	PARK/KIM (KOR)	_ *0	1	* _2	4	_ *5	6	* _7	8	_ *9	9	* _10	10	10
	HUANG/GAO (USA)	0	_ *1	2	* _2	3	_ *4	5	* _6	7	_ *9	10	* _11	12
2	PARK/KIM (KOR)	0	* _1	3	_ *4	5	* _6	7	_ *9	11				
	HUANG/GAO (USA)	* _0	1	_ *1	2	* _3	4	_ *5	5	5				
3	PARK/KIM (KOR)	_ *0	1	* _1	2	_ *2	3	* _4	4	4				
	HUANG/GAO (USA)	0	_ *1	3	* _4	6	_ *7	8	* _10	11				
4	PARK/KIM (KOR)	0	_ *1	1	* _3	4	_ *5	7	* _8	9	11			
	HUANG/GAO (USA)	_ *0	1	* _3	3	_ *4	5	* _5	6	_ *7	7			
5	PARK/KIM (KOR)	_ *0	2	* _3	4	_ *5	7	* _8	9	11				
	HUANG/GAO (USA)	0	_ *0	1	* _2	3	* _3	4	_ *5	5				

Note:

"*" denotes first player of pair is server, "-" denotes second player of pair is server. For the definition of the statistics refer to "Competition Format and Rules" report



DETAILED CONTEST RESULTS

团体比赛详细成绩 / RÉSULTATS DÉTAILLÉS DU CONCOURS

KOREA (KOR) 3-0 JAPAN (JPN)

Contest No.: WT31

Table: 1

Umpires: LIU Jie (CHN)

XU Yumei (CHN)

Match 1			Match	Game 1	Game 2	Game 3	Game 4	Game 5
A	KIM Kyung Ah	KOR	3	11	11	7	12	
X	HIRANO Sayaka	JPN	1	9	4	11	10	
Duration of Match 1			41min	7min	6min	7min	10min	

Match 2			Match	Game 1	Game 2	Game 3	Game 4	Game 5
B	DANG Ye Seo	KOR	3	11	13	7	11	
Y	FUKUHARA Ai	JPN	1	4	11	11	3	
Duration of Match 2			32min	4min	8min	6min	4min	

Match 3			Match	Game 1	Game 2	Game 3	Game 4	Game 5
C/A	PARK/KIM	KOR	3	11	11	13		
Z/X	FUKUOKA/HIRANO	JPN	0	6	8	11		
Duration of Match 3			32min	6min	7min	11min		

Duration of Contest	1h 46min
---------------------	-----------------

Contest Statistics	KOREA (KOR)						JAPAN (JPN)					
	Match					Contest	Match					Contest
	1	2	3	4	5		1	2	3	4	5	
Points won	41	42	35			118	34	29	25			88
Service %	8 19%	6 14%	1 2%			15 12%	3 8%	2 6%	0 0%			5 5%
Third Ball %	1 2%	7 16%	0 0%			8 6%	2 5%	0 0%	3 12%			5 5%
Attacking %	0 0%	17 40%	5 14%			22 18%	23 67%	21 72%	18 72%			62 70%
Defending %	26 63%	12 28%	27 77%			65 55%	4 11%	6 20%	3 12%			13 14%
Counterattacking %	6 14%	0 0%	2 5%			8 6%	2 5%	0 0%	1 4%			3 3%
Other %	0 0%	0 0%	0 0%			0 0%	0 0%	0 0%	0 0%			0 0%

Legend:
 WT Women's Team



DETAILED CONTEST RESULTS

团体比赛详细成绩 / RÉSULTATS DÉTAILLÉS DU CONCOURS

KOREA (KOR) 3-0 JAPAN (JPN)

Match 1 KIM Kyung Ah (KOR) 3-1 HIRANO Sayaka (JPN)

Match Summary		Match	Game 1	Game 2	Game 3	Game 4	Game 5
KIM Kyung Ah	KOR	3	11	11	7	12	
HIRANO Sayaka	JPN	1	9	4	11	10	
Duration of Match 1		41min	7min	6min	7min	10min	

Contest No.: WT31

Table: 1

Umpires: LIU Jie (CHN)

XU Yumei (CHN)

Game Statistics	KIM Kyung Ah (KOR)					Match	HIRANO Sayaka (JPN)					Match
	Game						Game					
	1	2	3	4	5		1	2	3	4	5	
Points won	11	11	7	12		41	9	4	11	10		34
Service %	4	0	2	2		8	1	0	2	0		3
	36%	0%	28%	16%		19%	11%	0%	18%	0%		8%
Third Ball %	0	0	0	1		1	1	0	1	0		2
	0%	0%	0%	8%		2%	11%	0%	9%	0%		5%
Attacking %	0	0	0	0		0	5	4	5	9		23
	0%	0%	0%	0%		0%	55%	100%	45%	90%		67%
Defending %	5	9	3	9		26	1	0	2	1		4
	45%	81%	42%	75%		63%	11%	0%	18%	10%		11%
Counterattacking %	2	2	2	0		6	1	0	1	0		2
	18%	18%	28%	0%		14%	11%	0%	9%	0%		5%
Other %	0	0	0	0		0	0	0	0	0		0
	0%	0%	0%	0%		0%	0%	0%	0%	0%		0%
Biggest lead	3	7	0	3			4	0	5	0		
Handedness/Grip	Right/						Right/					

Game Progress

1	KIM Kyung Ah (KOR)	0	*0	1	*1	3	*4	5	*7	9	*10	11		
	HIRANO Sayaka (JPN)	*0	2	*3	5	*5	6	*7	7	*7	8	9		
2	KIM Kyung Ah (KOR)	*0	2	*3	5	*5	7	*8	10	11				
	HIRANO Sayaka (JPN)	0	*0	1	*1	3	*3	4	*4	4				
3	KIM Kyung Ah (KOR)	0	*0	1	*1	3	*3	4	*5	6		7		
	HIRANO Sayaka (JPN)	*0	2	*3	5	*5	7	*8	9	*10	11			
4	KIM Kyung Ah (KOR)	*0	2	*2	4	*4	6	*7	8	*9	10	*10	11	12
	HIRANO Sayaka (JPN)	0	*0	2	*2	4	*4	5	*6	7	*8	10	*10	10

Note:

* denotes server. For the definition of the statistics refer to "Competition Format and Rules" report



DETAILED CONTEST RESULTS

团体比赛详细成绩 / RÉSULTATS DÉTAILLÉS DU CONCOURS

KOREA (KOR) 3-0 JAPAN (JPN)

Match 2 DANG Ye Seo (KOR) 3-1 FUKUHARA Ai (JPN)

Match Summary		Match	Game 1	Game 2	Game 3	Game 4	Game 5
DANG Ye Seo	KOR	3	11	13	7	11	
FUKUHARA Ai	JPN	1	4	11	11	3	
Duration of Match 2		32min	4min	8min	6min	4min	

Contest No.: WT31

Table: 1

Umpires: LIU Jie (CHN)

XU Yumei (CHN)

Game Statistics	DANG Ye Seo (KOR)						FUKUHARA Ai (JPN)					
	Game					Match	Game					Match
	1	2	3	4	5		1	2	3	4	5	
Points won	11	13	7	11		42	4	11	11	3		29
Service %	1 9%	1 7%	2 28%	2 18%		6 14%	0 0%	0 0%	2 18%	0 0%		2 6%
Third Ball %	2 18%	2 15%	1 14%	2 18%		7 16%	0 0%	0 0%	0 0%	0 0%		0 0%
Attacking %	7 63%	4 30%	2 28%	4 36%		17 40%	4 100%	9 81%	6 54%	2 66%		21 72%
Defending %	1 9%	6 46%	2 28%	3 27%		12 28%	0 0%	2 18%	3 27%	1 33%		6 20%
Counterattacking %	0 0%	0 0%	0 0%	0 0%		0 0%	0 0%	0 0%	0 0%	0 0%		0 0%
Other %	0 0%	0 0%	0 0%	0 0%		0 0%	0 0%	0 0%	0 0%	0 0%		0 0%
Biggest lead	7	2	1	8			0	4	4	1		
Handedness/Grip	Right/						Right/					

Game Progress

1	DANG Ye Seo (KOR)	0	*2	2	*4	6	*7	8	*10	11						
	FUKUHARA Ai (JPN)	*0	0	*2	2	*2	3	*4	4	4						
2	DANG Ye Seo (KOR)	*0	1	*2	3	*4	4	*5	5	*7	8	*10	10	*11	12	13
	FUKUHARA Ai (JPN)	0	*1	2	*3	4	*6	7	*9	9	*10	10	*11	11	*11	11
3	DANG Ye Seo (KOR)	0	*0	2	*3	4	*4	6	*7	7						7
	FUKUHARA Ai (JPN)	*0	2	*2	3	*4	6	*6	7	*9	11					
4	DANG Ye Seo (KOR)	*0	1	*3	4	*6	8	*10	11							11
	FUKUHARA Ai (JPN)	0	*1	1	*2	2	*2	2	3							3

Note:

* indicates server. For the definition of the statistics refer to "Competition Format and Rules" report



DETAILED CONTEST RESULTS

團體比賽詳細成績 / RÉSULTATS DÉTAILLÉS DU CONCOURS

KOREA (KOR) 3-0 JAPAN (JPN)

Match 3 PARK Mi Young (KOR) 3-0 FUKUOKA Haruna (JPN)
KIM Kyung Ah HIRANO Sayaka

Match Summary		Match	Game 1	Game 2	Game 3	Game 4	Game 5
PARK/KIM	KOR	3	11	11	13		
FUKUOKA/HIRANO	JPN	0	6	8	11		
Duration of Match 3		32min	6min	7min	11min		

Contest No.: WT31

Table: 1

Umpires: LIU Jie (CHN)

XU Yumei (CHN)

Game Statistics	PARK/KIM (KOR)					Match	FUKUOKA/HIRANO (JPN)					Match
	Game						Game					
	1	2	3	4	5		1	2	3	4	5	
Points won	11	11	13			35	6	8	11			25
Service %	0 0%	0 0%	1 7%			1 2%	0 0%	0 0%	0 0%			0 0%
Third Ball %	0 0%	0 0%	0 0%			0 0%	2 33%	1 12%	0 0%			3 12%
Attacking %	1 9%	1 9%	3 23%			5 14%	2 33%	5 62%	11 100%			18 72%
Defending %	8 72%	10 90%	9 69%			27 77%	2 33%	1 12%	0 0%			3 12%
Counterattacking %	2 18%	0 0%	0 0%			2 5%	0 0%	1 12%	0 0%			1 4%
Other %	0 0%	0 0%	0 0%			0 0%	0 0%	0 0%	0 0%			0 0%
Biggest lead	5	3	2				0	1	1			
Handedness/Grip	Right/ - Right/						Right/ - Right/					

Game Progress

1	PARK/KIM (KOR)	_ *0	2	* _2	4	_ *5	6	* _7	9	_ *10	11					
	FUKUOKA/HIRA. (JPN)	0	* _0	2	_ *2	3	* _4	5	_ *5	6	6					
2	PARK/KIM (KOR)	0	* _1	3	* _4	5	_ *5	6	* _7	9	_ *10	11				
	FUKUOKA/HIRA. (JPN)	* _0	1	_ *1	2	* _3	5	_ *6	7	* _7	8	8				
3	PARK/KIM (KOR)	_ *0	1	* _2	3	_ *4	5	* _6	7	_ *8	9	* _10	11	_ *11	12	13
	FUKUOKA/HIRA. (JPN)	0	* _1	2	_ *3	4	* _5	6	_ *7	8	* _9	10	_ *10	11	* _11	11

Note:

"*" denotes first player of pair is server, "-" denotes second player of pair is server. For the definition of the statistics refer to "Competition Format and Rules" report



DETAILED CONTEST RESULTS

团体比赛详细成绩 / RÉSULTATS DÉTAILLÉS DU CONCOURS

CHINA (CHN) 3-0 SINGAPORE (SIN)

Contest No.: WT32 Table: 1 Umpires: BERGFELDT Rebecca (SWE) HUBERTY Sonja (LUX)

Match 1			Match	Game 1	Game 2	Game 3	Game 4	Game 5
A	WANG Nan	CHN	3	9	11	11	11	
X	FENG Tianwei	SIN	1	11	3	8	6	
Duration of Match 1			36min	7min	4min	7min	7min	

Match 2			Match	Game 1	Game 2	Game 3	Game 4	Game 5
B	ZHANG Yining	CHN	3	9	11	11	11	
Y	LI Jia Wei	SIN	1	11	3	4	7	
Duration of Match 2			33min	6min	5min	6min	7min	

Match 3			Match	Game 1	Game 2	Game 3	Game 4	Game 5
C/B	GUO/ZHANG	CHN	3	11	11	11		
Z/Y	WANG/LI	SIN	0	8	5	6		
Duration of Match 3			23min	5min	4min	5min		

Duration of Contest	1h 32min
---------------------	-----------------

Contest Statistics	CHINA (CHN)						SINGAPORE (SIN)					
	Match					Contest	Match					Contest
	1	2	3	4	5		1	2	3	4	5	
Points won	42	42	33			117	28	25	19			72
Service %	5 11%	3 7%	2 6%			10 8%	7 25%	2 8%	2 10%			11 15%
Third Ball %	7 16%	6 14%	5 15%			18 15%	3 10%	2 8%	2 10%			7 9%
Attacking %	17 40%	21 50%	17 51%			55 47%	4 14%	5 20%	6 31%			15 20%
Defending %	3 7%	3 7%	2 6%			8 6%	2 7%	2 8%	3 15%			7 9%
Counterattacking %	9 21%	8 19%	6 18%			23 19%	7 25%	11 44%	5 26%			23 31%
Other %	1 2%	1 2%	1 3%			3 2%	5 17%	3 12%	1 5%			9 12%

Legend:
 WT Women's Team



DETAILED CONTEST RESULTS

团体比赛详细成绩 / RÉSULTATS DÉTAILLÉS DU CONCOURS

CHINA (CHN) 3-0 SINGAPORE (SIN)

Match 1 WANG Nan (CHN) 3-1 FENG Tianwei (SIN)

Match Summary		Match	Game 1	Game 2	Game 3	Game 4	Game 5
WANG Nan	CHN	3	9	11	11	11	
FENG Tianwei	SIN	1	11	3	8	6	
Duration of Match 1		36min	7min	4min	7min	7min	

Contest No.: WT32

Table: 1

Umpires: BERGFELDT Rebecca (SWE) HUBERTY Sonja (LUX)

Game Statistics	WANG Nan (CHN)						FENG Tianwei (SIN)					
	Game					Match	Game					Match
	1	2	3	4	5		1	2	3	4	5	
Points won	9	11	11	11		42	11	3	8	6		28
Service %	11%	18%	0%	18%		11%	18%	33%	50%	0%		25%
Third Ball %	11%	18%	36%	0%		16%	9%	0%	0%	33%		10%
Attacking %	66%	9%	27%	63%		40%	27%	33%	0%	0%		14%
Defending %	0%	18%	9%	0%		7%	0%	0%	12%	16%		7%
Counterattacking %	11%	27%	27%	18%		21%	27%	0%	12%	50%		25%
Other %	0%	9%	0%	0%		2%	18%	33%	25%	0%		17%
Biggest lead	2	8	5	5			3	0	0	1		
Handedness/Grip	Left/						Right/					

Game Progress

1	WANG Nan (CHN)	0	*1	3	*3	4	*4	5	*6	7	*8	9
	FENG Tianwei (SIN)	*0	1	*1	3	*4	6	*7	8	*9	10	11
2	WANG Nan (CHN)	*0	2	*4	6	*7	8	*9	11			
	FENG Tianwei (SIN)	0	*0	0	*0	1	*2	3	3			
3	WANG Nan (CHN)	0	*1	3	*4	6	*7	8	*8	9	*10	11
	FENG Tianwei (SIN)	*0	1	*1	2	*2	3	*4	6	*7	8	8
4	WANG Nan (CHN)	*0	1	*2	3	*5	6	*8	9	*10	11	
	FENG Tianwei (SIN)	0	*1	2	*3	3	*4	4	*5	6	6	

Note:

* indicates server. For the definition of the statistics refer to "Competition Format and Rules" report



DETAILED CONTEST RESULTS

团体比赛详细成绩 / RÉSULTATS DÉTAILLÉS DU CONCOURS

CHINA (CHN) 3-0 SINGAPORE (SIN)

Match 2 ZHANG Yining (CHN) 3-1 LI Jia Wei (SIN)

Match Summary		Match	Game 1	Game 2	Game 3	Game 4	Game 5
ZHANG Yining	CHN	3	9	11	11	11	
LI Jia Wei	SIN	1	11	3	4	7	
Duration of Match 2		33min	6min	5min	6min	7min	

Contest No.: WT32

Table: 1

Umpires: BERGFELDT Rebecca (SWE) HUBERTY Sonja (LUX)

Game Statistics	ZHANG Yining (CHN)						LI Jia Wei (SIN)					
	Game					Match	Game					Match
	1	2	3	4	5		1	2	3	4	5	
Points won	9	11	11	11		42	11	3	4	7		25
Service %	11%	11%	0%	9%		3%	18%	0%	0%	0%		8%
Third Ball %	33%	9%	9%	9%		14%	0%	33%	0%	14%		8%
Attacking %	11%	45%	54%	81%		50%	27%	0%	25%	14%		20%
Defending %	22%	0%	9%	0%		7%	9%	0%	0%	14%		8%
Counterattacking %	22%	36%	18%	0%		19%	36%	66%	50%	42%		44%
Other %	0%	0%	9%	0%		2%	9%	0%	25%	14%		12%
Biggest lead	0	8	7	5			5	1	0	2		
Handedness/Grip	Right/						Right/					

Game Progress

1	ZHANG Yining (CHN)	0	*0	1	*1	3	*4	5	*5	6	*8	9
	LI Jia Wei (SIN)	*0	2	*3	5	*5	6	*7	9	*10	10	11
2	ZHANG Yining (CHN)	*0	1	*3	5	*6	7	*9	11			
	LI Jia Wei (SIN)	0	*1	1	*1	2	*3	3	3			
3	ZHANG Yining (CHN)	0	*2	2	*3	5	*7	9	*10	11		
	LI Jia Wei (SIN)	*0	0	*2	3	*3	3	*3	4	4		
4	ZHANG Yining (CHN)	*0	1	*1	3	*4	6	*8	9	*9	11	
	LI Jia Wei (SIN)	0	*1	3	*3	4	*4	4	*5	7	7	

Note:

* indicates server. For the definition of the statistics refer to "Competition Format and Rules" report



DETAILED CONTEST RESULTS

团体比赛详细成绩 / RÉSULTATS DÉTAILLÉS DU CONCOURS

CHINA (CHN) 3-0 SINGAPORE (SIN)

Match 3 GUO Yue (CHN) 3-0 WANG Yue Gu (SIN)
 ZHANG Yining LI Jia Wei

Match Summary		Match	Game 1	Game 2	Game 3	Game 4	Game 5
GUO/ZHANG	CHN	3	11	11	11		
WANG/LI	SIN	0	8	5	6		
Duration of Match 3		23min	5min	4min	5min		

Contest No.: WT32 Table: 1 Umpires: BERGFELDT Rebecca (SWE)HUBERTY Sonja (LUX)

Game Statistics	GUO/ZHANG (CHN)						WANG/LI (SIN)					
	Game					Match	Game					Match
	1	2	3	4	5		1	2	3	4	5	
Points won	11	11	11			33	8	5	6			19
Service %	0 0%	1 9%	1 9%			2 6%	0 0%	1 20%	1 16%			2 10%
Third Ball %	1 9%	3 27%	1 9%			5 15%	0 0%	2 40%	0 0%			2 10%
Attacking %	8 72%	3 27%	6 54%			17 51%	3 37%	2 40%	1 16%			6 31%
Defending %	1 9%	1 9%	0 0%			2 6%	2 25%	0 0%	1 16%			3 15%
Counterattacking %	1 9%	2 18%	3 27%			6 18%	3 37%	0 0%	2 33%			5 26%
Other %	0 0%	1 9%	0 0%			1 3%	0 0%	0 0%	1 16%			1 5%
Biggest lead	3	6	5				4	0	2			
Handedness/Grip	Left/ - Right/						Right/ - Right/					

Game Progress

1	GUO/ZHANG (CHN)	*_0	0	_*_0	2	*_3	4	_*_6	6	*_8	10	11
	WANG/LI (SIN)	0	_*_2	4	*_4	5	_*_6	6	*_8	8	_*_8	8
2	GUO/ZHANG (CHN)	0	*_2	4	_*_5	7	*_7	9	_*_9	11		
	WANG/LI (SIN)	_*_0	0	*_0	1	_*_1	3	*_3	5	5		
3	GUO/ZHANG (CHN)	*_0	0	_*_2	4	*_4	6	_*_6	8	*_10	11	
	WANG/LI (SIN)	0	_*_2	2	*_2	4	_*_4	6	*_6	6	6	

Note:

"*-" denotes first player of pair is server, "-*" denotes second player of pair is server. For the definition of the statistics refer to "Competition Format and Rules" report



PLAYER STATISTICS As of 17 AUG 2008

选手技术统计 / STATISTIQUES DU JOUEUR WOMEN'S TEAMS

Players	NOC	Matches				Games				Match Duration				
		Played	Won	Lost	%Won	Played	Won	Lost	%Won	All	Average			
LI Jiao	NED	3	1	2	33%	13	7	6	53%	1h 36min	32min			
		Points Won				Points Lost								
		Total	Service	3rd ball	Attack	Defend	CntAtt	Other	Total	Service	3rd ball	Attack	Defend	CntAtt
		%	%	%	%	%		%	%	%	%	%	%	%
		117	24	20	17	14	24	20	33	28	17	14	2	1
		112	15	13	11	9	35	31	35	31	12	10	4	3
DVORAK Galia	ESP	3	1	2	33%	12	5	7	41%	1h 27min	29min			
		Points Won				Points Lost								
		Total	Service	3rd ball	Attack	Defend	CntAtt	Other	Total	Service	3rd ball	Attack	Defend	CntAtt
		%	%	%	%	%		%	%	%	%	%	%	%
		107	5	4	14	13	65	60	19	17	3	2	1	0
		108	14	12	11	10	35	32	38	35	10	9	0	0
XU Jie	POL	2	1	1	50%	8	5	3	62%	1h 01min	30min			
		Points Won				Points Lost								
		Total	Service	3rd ball	Attack	Defend	CntAtt	Other	Total	Service	3rd ball	Attack	Defend	CntAtt
		%	%	%	%	%		%	%	%	%	%	%	%
		84	9	10	8	9	33	39	21	25	13	15	0	0
		75	3	4	5	6	24	32	32	42	11	14	0	0
PARK Mi Young	KOR	2	1	1	50%	8	4	4	50%	1h 22min	41min			
		Points Won				Points Lost								
		Total	Service	3rd ball	Attack	Defend	CntAtt	Other	Total	Service	3rd ball	Attack	Defend	CntAtt
		%	%	%	%	%		%	%	%	%	%	%	%
		85	9	10	5	5	2	2	52	61	16	18	1	1
		67	3	4	5	7	25	37	25	37	7	10	2	2
WU Xue	DOM	3	1	2	33%	9	3	6	33%	1h 02min	20min			
		Points Won				Points Lost								
		Total	Service	3rd ball	Attack	Defend	CntAtt	Other	Total	Service	3rd ball	Attack	Defend	CntAtt
		%	%	%	%	%		%	%	%	%	%	%	%
		74	19	25	6	8	17	22	22	29	5	6	5	6
		86	11	12	10	11	44	51	15	17	4	4	2	2
WANG Yue Gu	SIN	2	1	1	50%	7	3	4	42%	1h 12min	36min			
		Points Won				Points Lost								
		Total	Service	3rd ball	Attack	Defend	CntAtt	Other	Total	Service	3rd ball	Attack	Defend	CntAtt
		%	%	%	%	%		%	%	%	%	%	%	%
		69	3	4	6	8	32	46	26	37	2	2	0	0
		65	1	1	7	10	30	46	19	29	8	12	0	0
WU Jiaduo	GER	2	1	1	50%	7	3	4	42%	52min	26min			
		Points Won				Points Lost								
		Total	Service	3rd ball	Attack	Defend	CntAtt	Other	Total	Service	3rd ball	Attack	Defend	CntAtt
		%	%	%	%	%		%	%	%	%	%	%	%
		69	8	11	5	7	12	17	32	46	10	14	2	2
		68	8	11	7	10	15	22	17	25	20	29	1	1
LI Jie	NED	2	1	1	50%	7	3	4	42%	41min	20min			
		Points Won				Points Lost								
		Total	Service	3rd ball	Attack	Defend	CntAtt	Other	Total	Service	3rd ball	Attack	Defend	CntAtt
		%	%	%	%	%		%	%	%	%	%	%	%
		56	9	16	2	3	5	8	35	62	5	8	0	0
		62	4	6	6	9	32	51	17	27	3	4	0	0
LAU Sui Fei	HKG	1	1	0	100%	4	3	1	75%	30min	30min			
		Points Won				Points Lost								
		Total	Service	3rd ball	Attack	Defend	CntAtt	Other	Total	Service	3rd ball	Attack	Defend	CntAtt
		%	%	%	%	%		%	%	%	%	%	%	%
		41	6	14	5	12	11	26	17	41	0	0	2	4
		31	7	22	2	6	14	45	8	25	0	0	0	0
PARTYKA Natalia	POL	3	0	3	0%	14	5	9	35%	1h 49min	36min			
		Points Won				Points Lost								
		Total	Service	3rd ball	Attack	Defend	CntAtt	Other	Total	Service	3rd ball	Attack	Defend	CntAtt
		%	%	%	%	%		%	%	%	%	%	%	%
		121	14	11	16	13	44	36	18	14	22	18	7	5
		140	14	10	9	6	56	40	32	22	26	18	3	2

Note:
 For the definition of the statistics refer to 'Competition Format and Rules' report

Legend:
Attack Attacking **CntAtt** CounterAttacking **Defend** Defending



PLAYER STATISTICS As of 17 AUG 2008

选手技术统计 / STATISTIQUES DU JOUEUR
 WOMEN'S TEAMS

Players	NOC	Matches				Games				Match Duration																	
		Played	Won	Lost	%Won	Played	Won	Lost	%Won	All	Average																
MIAO Miao Right	AUS	3	0	3	0%	13	4	9	30%	1h 32min	30min																
		Points Won				Points Lost																					
		Total	Service	3rd ball	Attack	Defend	CntAtt	Other	Total	Service	3rd ball	Attack	Defend	CntAtt	Other												
	%	%	%	%	%	%		%	%	%	%	%	%														
		101	14	13	11	10	51	50	16	15	4	3	5	4	134	17	12	22	16	39	29	50	37	6	4	0	0
FUKUOKA Haruna Right	JPN	3	0	3	0%	12	3	9	25%	1h 43min	34min																
		Points Won				Points Lost																					
		Total	Service	3rd ball	Attack	Defend	CntAtt	Other	Total	Service	3rd ball	Attack	Defend	CntAtt	Other												
	%	%	%	%	%	%		%	%	%	%	%	%														
		107	19	17	16	14	48	44	21	19	2	1	1	0	132	12	9	20	15	52	39	43	32	0	0	5	3
BAKULA Andrea Left	CRO	3	0	3	0%	11	2	9	18%	1h 15min	25min																
		Points Won				Points Lost																					
		Total	Service	3rd ball	Attack	Defend	CntAtt	Other	Total	Service	3rd ball	Attack	Defend	CntAtt	Other												
	%	%	%	%	%	%		%	%	%	%	%	%														
		83	7	8	9	10	25	30	19	22	19	22	4	4	115	26	22	14	12	33	28	20	17	14	12	8	6
BOROS Tamara Right	CRO	2	0	2	0%	8	2	6	25%	54min	27min																
		Points Won				Points Lost																					
		Total	Service	3rd ball	Attack	Defend	CntAtt	Other	Total	Service	3rd ball	Attack	Defend	CntAtt	Other												
	%	%	%	%	%	%		%	%	%	%	%	%														
		55	4	7	6	10	13	23	20	36	11	20	1	1	84	9	10	8	9	28	33	24	28	13	15	2	2
QIAN Lian	DOM	3	0	3	0%	10	1	9	10%	58min	19min																
		Points Won				Points Lost																					
		Total	Service	3rd ball	Attack	Defend	CntAtt	Other	Total	Service	3rd ball	Attack	Defend	CntAtt	Other												
	%	%	%	%	%	%		%	%	%	%	%	%														
		66	6	9	6	9	26	39	20	30	6	9	2	3	110	13	11	12	10	41	37	33	30	9	8	2	1
SCHALL Eike Right	GER	2	0	2	0%	7	1	6	14%	59min	29min																
		Points Won				Points Lost																					
		Total	Service	3rd ball	Attack	Defend	CntAtt	Other	Total	Service	3rd ball	Attack	Defend	CntAtt	Other												
	%	%	%	%	%	%		%	%	%	%	%	%														
		64	4	6	1	1	24	37	26	40	8	12	1	1	83	7	8	7	8	37	44	21	25	9	10	2	2
OFFIONG Cecilia Otu Right	NGR	3	0	3	0%	10	1	9	10%	49min	16min																
		Points Won				Points Lost																					
		Total	Service	3rd ball	Attack	Defend	CntAtt	Other	Total	Service	3rd ball	Attack	Defend	CntAtt	Other												
	%	%	%	%	%	%		%	%	%	%	%	%														
		61	9	14	8	13	27	44	12	19	4	6	1	1	109	28	25	13	11	19	17	39	35	6	5	4	3
NECULA Iulia Right	ROU	2	0	2	0%	7	1	6	14%	39min	19min																
		Points Won				Points Lost																					
		Total	Service	3rd ball	Attack	Defend	CntAtt	Other	Total	Service	3rd ball	Attack	Defend	CntAtt	Other												
	%	%	%	%	%	%		%	%	%	%	%	%														
		39	3	7	2	5	24	61	7	17	3	7	0	0	71	5	7	3	4	20	28	27	38	13	18	3	4
ZHU Fang Right	ESP	1	0	1	0%	4	1	3	25%	33min	33min																
		Points Won				Points Lost																					
		Total	Service	3rd ball	Attack	Defend	CntAtt	Other	Total	Service	3rd ball	Attack	Defend	CntAtt	Other												
	%	%	%	%	%	%		%	%	%	%	%	%														
		34	3	8	4	11	21	61	4	11	1	2	1	2	43	2	4	6	13	31	72	4	9	0	0	0	0
BARTHEL Zhenqi Right	GER	3	0	3	0%	9	0	9	0%	1h 00min	20min																
		Points Won				Points Lost																					
		Total	Service	3rd ball	Attack	Defend	CntAtt	Other	Total	Service	3rd ball	Attack	Defend	CntAtt	Other												
	%	%	%	%	%	%		%	%	%	%	%	%														
		60	1	1	3	5	18	30	28	46	10	16	0	0	107	6	5	4	3	40	37	37	34	20	18	0	0

Note: For the definition of the statistics refer to 'Competition Format and Rules' report

Legend: **Attack** Attacking **CntAtt** CounterAttacking **Defend** Defending



TOURNAMENT STATISTICS As of 17 AUG 2008
 比赛技术统计 / STATISTIQUES DE LA COMPÉTITION
WOMEN'S TEAMS

Statistics	Round Robin					Bronze Play Off Round 1	Semi-finals	Bronze Play Off Round 2	Finals	Total
	Group A	Group B	Group C	Group D	Total					
Number of contests	6	6	6	6	24	2	2	2	2	32
Number of matches	19	19	21	20	79	7	8	8	6	108
Number of games	65	69	79	77	290	26	27	34	22	399
Number of games won by 2 point difference	16	15	27	18	76	7	9	13	6	111
%	24%	21%	34%	23%	26%	26%	33%	38%	27%	27%
Number of games won by 5 or more point diff.	38	38	29	40	145	8	12	8	10	183
%	58%	55%	36%	51%	50%	30%	44%	23%	45%	45%
Total points scored	1112	1201	1478	1400	5191	486	483	651	395	7206
per game	17.11	17.41	18.71	18.18	17.90	18.69	17.89	19.15	17.95	18.06
Service	154	139	140	149	582	66	35	81	41	805
per game	2.37	2.01	1.77	1.94	2.01	2.54	1.30	2.38	1.86	2.02
Third Ball	121	116	113	165	515	54	36	46	38	689
per game	1.86	1.68	1.43	2.14	1.78	2.08	1.33	1.35	1.73	1.73
Attacking	394	385	599	652	2030	231	208	290	154	2913
per game	6.06	5.58	7.58	8.47	7.00	8.88	7.70	8.53	7.00	7.30
Defending	280	413	391	354	1438	99	134	207	93	1971
per game	4.31	5.99	4.95	4.60	4.96	3.81	4.96	6.09	4.23	4.94
Counterattacking	129	123	205	52	509	20	59	20	57	665
per game	1.98	1.78	2.59	0.68	1.76	0.77	2.19	0.59	2.59	1.67
Other	38	26	36	28	128	16	11	9	12	176
per game	0.58	0.38	0.46	0.36	0.44	0.62	0.41	0.26	0.55	0.44
Total duration	6h34min	6h58min	9h34min	10h01min	33h08min	3h16min	4h06min	4h52min	3h19min	48h43min
Avg. contest duration	1h05min	1h09min	1h35min	1h40min	1h22min	1h38min	2h03min	2h26min	1h39min	1h31min

Note:
 For the definition of the statistics refer to "Competition Format and Rules" report



TOURNAMENT STATISTICS As of 23 AUG 2008
 比赛技术统计 / STATISTIQUES DE LA COMPÉTITION
 TEAMS TOTALS

Statistics	Round Robin					Bronze Play Off Round 1	Semi-finals	Bronze Play Off Round 2	Finals	Total
	Group A	Group B	Group C	Group D	Total					
Number of contests	12	12	12	12	48	4	4	4	4	64
Number of matches	37	39	44	41	161	14	16	16	13	220
Number of games	126	148	166	164	604	52	62	68	47	833
Number of games won by 2 point difference	30	40	50	53	173	24	22	26	12	257
%	23%	27%	30%	32%	28%	46%	35%	38%	25%	30%
Number of games won by 5 or more point diff.	63	67	69	72	271	11	25	17	18	342
%	50%	45%	41%	43%	44%	21%	40%	25%	38%	41%
Total points scored	2201	2661	3087	3025	10974	1023	1149	1300	864	15310
per game	17.47	17.98	18.60	18.45	18.17	19.67	18.53	19.12	18.38	18.38
Service	266	307	366	321	1260	134	105	134	89	1722
per game	2.11	2.07	2.20	1.96	2.09	2.58	1.69	1.97	1.89	2.07
Third Ball	240	279	378	309	1206	143	146	127	115	1737
per game	1.90	1.89	2.28	1.88	2.00	2.75	2.35	1.87	2.45	2.09
Attacking	833	1067	1221	1344	4465	497	506	626	317	6411
per game	6.61	7.21	7.36	8.20	7.39	9.56	8.16	9.21	6.74	7.70
Defending	594	731	726	744	2795	184	256	340	182	3757
per game	4.71	4.94	4.37	4.54	4.63	3.54	4.13	5.00	3.87	4.51
Counterattacking	212	218	328	258	1016	38	111	43	135	1343
per game	1.68	1.47	1.98	1.57	1.68	0.73	1.79	0.63	2.87	1.61
Other	60	58	77	51	246	27	25	32	26	356
per game	0.48	0.39	0.46	0.31	0.41	0.52	0.40	0.47	0.55	0.43
Total duration	13h14min	16h30min	19h23min	19h27min	68h35min	6h48min	8h46min	9h05min	6h40min	99h56min
Avg. contest duration	1h06min	1h22min	1h36min	1h37min	1h25min	1h42min	2h11min	2h16min	1h40min	1h33min

Note:
 For the definition of the statistics refer to "Competition Format and Rules" report



PLAYER STATISTICS As of 23 AUG 2008

选手技术统计 / STATISTIQUES DU JOUEUR MEN'S SINGLES AND TEAMS

Players	NOC	Matches				Games				Match Duration				
		Played	Won	Lost	%Won	Played	Won	Lost	%Won	All	Average			
ZENG Cem	TUR	2	1	1	50%	11	5	6	45%	58min	29min			
Left		Points Won				Points Lost								
Total		Service	3rd ball	Attack	Defend	CntAtt	Other	Total	Service	3rd ball	Attack	Defend	CntAtt	Other
		%	%	%	%	%	%	%	%	%	%	%	%	%
		101	14	13	11	10	54	53	19	18	2	1	1	0
		110	13	11	18	16	54	49	18	16	2	1	5	4
ACHANTA Sharath Kamal	IND	2	1	1	50%	11	5	6	45%	1h 18min	39min			
Right		Points Won				Points Lost								
Total		Service	3rd ball	Attack	Defend	CntAtt	Other	Total	Service	3rd ball	Attack	Defend	CntAtt	Other
		%	%	%	%	%	%	%	%	%	%	%	%	%
		100	10	10	8	8	53	53	24	24	2	2	3	3
		109	3	2	11	10	48	44	40	36	7	6	0	0
GERELL Par	SWE	2	1	1	50%	10	5	5	50%	1h 16min	38min			
Left		Points Won				Points Lost								
Total		Service	3rd ball	Attack	Defend	CntAtt	Other	Total	Service	3rd ball	Attack	Defend	CntAtt	Other
		%	%	%	%	%	%	%	%	%	%	%	%	%
		91	18	19	17	18	37	40	7	7	10	10	2	2
		101	14	13	10	9	53	52	12	11	10	9	2	1
LIN Ju	DOM	2	1	1	50%	10	5	5	50%	57min	28min			
		Points Won				Points Lost								
Total		Service	3rd ball	Attack	Defend	CntAtt	Other	Total	Service	3rd ball	Attack	Defend	CntAtt	Other
		%	%	%	%	%	%	%	%	%	%	%	%	%
		79	10	12	8	10	25	31	27	34	8	10	1	1
		94	5	5	6	6	44	46	27	28	10	10	2	2
TSUBOI Gustavo	BRA	4	1	3	25%	17	4	13	23%	2h 01min	30min			
Left		Points Won				Points Lost								
Total		Service	3rd ball	Attack	Defend	CntAtt	Other	Total	Service	3rd ball	Attack	Defend	CntAtt	Other
		%	%	%	%	%	%	%	%	%	%	%	%	%
		133	19	14	12	9	73	54	21	15	7	5	1	0
		175	39	22	8	4	59	33	48	27	15	8	6	3
HOYAMA Hugo	BRA	3	1	2	33%	11	4	7	36%	59min	19min			
Left		Points Won				Points Lost								
Total		Service	3rd ball	Attack	Defend	CntAtt	Other	Total	Service	3rd ball	Attack	Defend	CntAtt	Other
		%	%	%	%	%	%	%	%	%	%	%	%	%
		83	17	20	16	19	28	33	16	19	3	3	3	3
		113	25	22	25	22	36	31	20	17	5	4	2	1
SAKA Suraju	CGO	2	1	1	50%	9	4	5	44%	52min	26min			
Right		Points Won				Points Lost								
Total		Service	3rd ball	Attack	Defend	CntAtt	Other	Total	Service	3rd ball	Attack	Defend	CntAtt	Other
		%	%	%	%	%	%	%	%	%	%	%	%	%
		74	12	16	14	18	21	28	24	32	0	0	3	4
		89	17	19	14	15	34	38	22	24	0	0	2	2
NOSIRU Kazeem	NGR	1	1	0	100%	5	3	2	60%	33min	33min			
Right		Points Won				Points Lost								
Total		Service	3rd ball	Attack	Defend	CntAtt	Other	Total	Service	3rd ball	Attack	Defend	CntAtt	Other
		%	%	%	%	%	%	%	%	%	%	%	%	%
		47	2	4	0	0	19	40	17	36	9	19	0	0
		45	5	11	1	2	23	51	11	24	5	11	0	0
PETER-PAUL Pradeeban	CAN	4	0	4	0%	21	8	13	38%	2h 38min	39min			
Right		Points Won				Points Lost								
Total		Service	3rd ball	Attack	Defend	CntAtt	Other	Total	Service	3rd ball	Attack	Defend	CntAtt	Other
		%	%	%	%	%	%	%	%	%	%	%	%	%
		173	26	15	10	5	74	42	51	29	8	4	4	2
		209	29	13	14	6	98	46	53	25	12	5	3	1
MAZUNOV Dmitrij	RUS	3	0	3	0%	12	3	9	25%	1h 30min	30min			
Right		Points Won				Points Lost								
Total		Service	3rd ball	Attack	Defend	CntAtt	Other	Total	Service	3rd ball	Attack	Defend	CntAtt	Other
		%	%	%	%	%	%	%	%	%	%	%	%	%
		112	5	4	4	3	55	49	35	31	12	10	1	0
		125	17	13	13	10	54	43	26	20	15	12	0	0

Note:
 For the definition of the statistics refer to 'Competition Format and Rules' report

Legend:
Attack Attacking **CntAtt** CounterAttacking **Defend** Defending



PLAYER STATISTICS As of 22 AUG 2008

选手技术统计 / STATISTIQUES DU JOUEUR WOMEN'S SINGLES AND TEAMS

Players	NOC	Matches				Games				Match Duration																	
		Played	Won	Lost	%Won	Played	Won	Lost	%Won	All	Average																
FUKUHARA Ai Right	JPN	9	5	4	55%	41	20	21	48%	4h 49min	32min																
		Points Won				Points Lost																					
		Total	Service	3rd ball	Attack	Defend	CntAtt	Other	Total	Service	3rd ball	Attack	Defend	CntAtt	Other												
		%	%	%	%	%	%		%	%	%	%	%	%													
		356	58	16	40	11	181	50	65	18	9	2	3	0	377	52	13	45	11	172	45	82	21	16	4	10	2
LI Qiangbing Right	AUT	7	4	3	57%	36	19	17	52%	3h 54min	33min																
		Points Won				Points Lost																					
		Total	Service	3rd ball	Attack	Defend	CntAtt	Other	Total	Service	3rd ball	Attack	Defend	CntAtt	Other												
		%	%	%	%	%	%		%	%	%	%	%	%													
		324	41	12	41	12	147	45	75	23	9	2	11	3	331	37	11	45	13	144	43	71	21	27	8	7	2
LIN Ling Right	HKG	7	4	3	57%	30	18	12	60%	3h 54min	33min																
		Points Won				Points Lost																					
		Total	Service	3rd ball	Attack	Defend	CntAtt	Other	Total	Service	3rd ball	Attack	Defend	CntAtt	Other												
		%	%	%	%	%	%		%	%	%	%	%	%													
		311	28	9	27	8	133	42	83	26	33	10	7	2	274	27	9	18	6	115	41	86	31	22	8	6	2
WU Xue	DOM	7	4	3	57%	29	15	14	51%	3h 36min	30min																
		Points Won				Points Lost																					
		Total	Service	3rd ball	Attack	Defend	CntAtt	Other	Total	Service	3rd ball	Attack	Defend	CntAtt	Other												
		%	%	%	%	%	%		%	%	%	%	%	%													
		280	56	20	20	7	94	33	89	31	14	5	7	2	274	29	10	31	11	125	45	68	24	17	6	4	1
HIRANO Sayaka Right	JPN	7	4	3	57%	27	15	12	55%	4h 08min	35min																
		Points Won				Points Lost																					
		Total	Service	3rd ball	Attack	Defend	CntAtt	Other	Total	Service	3rd ball	Attack	Defend	CntAtt	Other												
		%	%	%	%	%	%		%	%	%	%	%	%													
		270	29	10	29	10	157	58	39	14	9	3	7	2	253	35	13	15	5	98	38	80	31	21	8	4	1
SHEN Yanfei Left	ESP	6	4	2	66%	27	14	13	51%	3h 34min	35min																
		Points Won				Points Lost																					
		Total	Service	3rd ball	Attack	Defend	CntAtt	Other	Total	Service	3rd ball	Attack	Defend	CntAtt	Other												
		%	%	%	%	%	%		%	%	%	%	%	%													
		253	28	11	32	12	116	45	57	22	13	5	7	2	254	38	14	45	17	102	40	46	18	19	7	4	1
SAMARA Elizabeta Left	ROU	6	4	2	66%	23	14	9	60%	2h 34min	25min																
		Points Won				Points Lost																					
		Total	Service	3rd ball	Attack	Defend	CntAtt	Other	Total	Service	3rd ball	Attack	Defend	CntAtt	Other												
		%	%	%	%	%	%		%	%	%	%	%	%													
		220	26	11	28	12	126	57	29	13	5	2	6	2	196	21	10	18	9	59	30	86	43	10	5	2	1
LI Jie Right	NED	5	3	2	60%	22	12	10	54%	2h 44min	32min																
		Points Won				Points Lost																					
		Total	Service	3rd ball	Attack	Defend	CntAtt	Other	Total	Service	3rd ball	Attack	Defend	CntAtt	Other												
		%	%	%	%	%	%		%	%	%	%	%	%													
		203	26	12	6	2	47	23	100	49	21	10	3	1	191	14	7	9	4	105	54	48	25	10	5	5	2
PAVIC Sandra Right	CRO	4	3	1	75%	19	12	7	63%	2h 25min	36min																
		Points Won				Points Lost																					
		Total	Service	3rd ball	Attack	Defend	CntAtt	Other	Total	Service	3rd ball	Attack	Defend	CntAtt	Other												
		%	%	%	%	%	%		%	%	%	%	%	%													
		197	15	7	23	11	88	44	51	25	11	5	9	4	157	23	14	11	7	46	29	55	35	16	10	6	3
DODEAN Daniela Right	ROU	6	3	3	50%	25	11	14	44%	3h 03min	30min																
		Points Won				Points Lost																					
		Total	Service	3rd ball	Attack	Defend	CntAtt	Other	Total	Service	3rd ball	Attack	Defend	CntAtt	Other												
		%	%	%	%	%	%		%	%	%	%	%	%													
		222	18	8	17	7	92	41	55	24	35	15	5	2	238	21	8	29	12	104	43	55	23	25	10	4	1

Note:
 For the definition of the statistics refer to 'Competition Format and Rules' report

Legend:
Attack Attacking **CntAtt** CounterAttacking **Defend** Defending



PLAYER STATISTICS As of 22 AUG 2008

选手技术统计 / STATISTIQUES DU JOUEUR WOMEN'S SINGLES AND TEAMS

Players	NOC	Matches				Games				Match Duration															
		Played	Won	Lost	%Won	Played	Won	Lost	%Won	All	Average														
KIM Jong Left	PRK	3	2	1	66%	13	8	5	61%	1h 22min	27min														
		Points Won				Points Lost																			
		Total	Service	3rd ball	Attack	Defend	CntAtt	Other	Total	Service	3rd ball	Attack	Defend	CntAtt	Other										
118	15	12	14	11	48	40	31	26	7	5	3	2	108	7	6	12	11	33	30	45	41	9	8	2	1
LAU Sui Fei Right	HKG	3	2	1	66%	13	7	6	53%	1h 26min	28min														
		Points Won				Points Lost																			
		Total	Service	3rd ball	Attack	Defend	CntAtt	Other	Total	Service	3rd ball	Attack	Defend	CntAtt	Other										
116	15	12	6	5	42	36	49	42	1	0	3	2	104	12	11	10	9	45	43	34	32	3	2	0	0
SANG Stephanie Xu Right	AUS	4	2	2	50%	12	4	8	33%	1h 18min	19min														
		Points Won				Points Lost																			
		Total	Service	3rd ball	Attack	Defend	CntAtt	Other	Total	Service	3rd ball	Attack	Defend	CntAtt	Other										
107	15	14	19	17	30	28	25	23	13	12	5	4	120	25	20	21	17	48	40	19	15	3	2	4	3
FUKUOKA Haruna Right	JPN	5	1	4	20%	22	9	13	40%	3h 17min	39min														
		Points Won				Points Lost																			
		Total	Service	3rd ball	Attack	Defend	CntAtt	Other	Total	Service	3rd ball	Attack	Defend	CntAtt	Other										
216	29	13	26	12	106	49	48	22	6	2	1	0	233	17	7	27	11	73	31	102	43	8	3	6	2
XU Jie Right	POL	3	1	2	33%	15	8	7	53%	1h 55min	38min														
		Points Won				Points Lost																			
		Total	Service	3rd ball	Attack	Defend	CntAtt	Other	Total	Service	3rd ball	Attack	Defend	CntAtt	Other										
143	10	6	9	6	72	50	36	25	14	9	2	1	141	4	2	6	4	47	33	66	46	17	12	1	0
BAKULA Andrea Left	CRO	5	1	4	20%	20	7	13	35%	2h 19min	27min														
		Points Won				Points Lost																			
		Total	Service	3rd ball	Attack	Defend	CntAtt	Other	Total	Service	3rd ball	Attack	Defend	CntAtt	Other										
170	18	10	15	8	63	37	46	27	23	13	5	2	196	36	18	20	10	66	33	42	21	18	9	14	7
LAY Jian Fang Right	AUS	4	1	3	25%	18	7	11	38%	2h 14min	33min														
		Points Won				Points Lost																			
		Total	Service	3rd ball	Attack	Defend	CntAtt	Other	Total	Service	3rd ball	Attack	Defend	CntAtt	Other										
165	14	8	9	5	41	24	67	40	26	15	8	4	182	16	8	15	8	100	54	35	19	11	6	5	2
BOROS Tamara Right	CRO	4	1	3	25%	18	7	11	38%	2h 03min	30min														
		Points Won				Points Lost																			
		Total	Service	3rd ball	Attack	Defend	CntAtt	Other	Total	Service	3rd ball	Attack	Defend	CntAtt	Other										
144	22	15	21	14	52	36	35	24	13	9	1	0	170	27	15	22	12	57	33	45	26	17	10	2	1
QIAN Lian	DOM	5	1	4	20%	19	6	13	31%	1h 41min	20min														
		Points Won				Points Lost																			
		Total	Service	3rd ball	Attack	Defend	CntAtt	Other	Total	Service	3rd ball	Attack	Defend	CntAtt	Other										
148	13	8	15	10	70	47	40	27	7	4	3	2	177	17	9	23	12	63	35	56	31	10	5	8	4
WU Jiaduo Right	GER	3	1	2	33%	14	6	8	42%	1h 41min	33min														
		Points Won				Points Lost																			
		Total	Service	3rd ball	Attack	Defend	CntAtt	Other	Total	Service	3rd ball	Attack	Defend	CntAtt	Other										
138	12	8	14	10	50	36	44	31	16	11	2	1	131	12	9	19	14	44	33	29	22	21	16	6	4

Note:
 For the definition of the statistics refer to 'Competition Format and Rules' report

Legend:
Attack Attacking **CntAtt** CounterAttacking **Defend** Defending



PLAYER STATISTICS As of 22 AUG 2008

选手技术统计 / STATISTIQUES DU JOUEUR WOMEN'S SINGLES AND TEAMS

Players	NOC	Matches				Games				Match Duration																	
		Played	Won	Lost	%Won	Played	Won	Lost	%Won	All	Average																
KOTIKHINA Irina Right	RUS	1	0	1	0%	7	3	4	42%	53min	53min																
		Points Won				Points Lost																					
		Total	Service	3rd ball	Attack	Defend	CntAtt	Other	Total	Service	3rd ball	Attack	Defend	CntAtt	Other												
		%	%	%	%	%	%		%	%	%	%	%	%													
		73	12	16	2	2	6	8	26	35	26	35	1	1	67	5	7	4	5	37	55	15	22	5	7	1	1
KIM Mi Yong Left	PRK	1	0	1	0%	7	3	4	42%	46min	46min																
		Points Won				Points Lost																					
		Total	Service	3rd ball	Attack	Defend	CntAtt	Other	Total	Service	3rd ball	Attack	Defend	CntAtt	Other												
		%	%	%	%	%	%		%	%	%	%	%	%													
		53	13	24	8	15	15	28	15	28	0	0	2	3	62	9	14	9	14	29	46	15	24	0	0	0	0
HUANG Crystal Xi Left	USA	1	0	1	0%	6	2	4	33%	43min	43min																
		Points Won				Points Lost																					
		Total	Service	3rd ball	Attack	Defend	CntAtt	Other	Total	Service	3rd ball	Attack	Defend	CntAtt	Other												
		%	%	%	%	%	%		%	%	%	%	%	%													
		55	13	23	9	16	24	43	9	16	0	0	0	0	59	10	16	15	25	17	28	14	23	2	3	1	1
PAVLOVICH Veronika Right	BLR	1	0	1	0%	6	2	4	33%	36min	36min																
		Points Won				Points Lost																					
		Total	Service	3rd ball	Attack	Defend	CntAtt	Other	Total	Service	3rd ball	Attack	Defend	CntAtt	Other												
		%	%	%	%	%	%		%	%	%	%	%	%													
		53	5	9	1	1	19	35	25	47	2	3	1	1	56	5	8	2	3	21	37	19	33	9	16	0	0
LOVAS Petra Right	HUN	1	0	1	0%	6	2	4	33%	45min	45min																
		Points Won				Points Lost																					
		Total	Service	3rd ball	Attack	Defend	CntAtt	Other	Total	Service	3rd ball	Attack	Defend	CntAtt	Other												
		%	%	%	%	%	%		%	%	%	%	%	%													
		51	2	3	8	15	22	43	11	21	6	11	2	3	61	3	4	9	14	17	27	24	39	8	13	0	0
OFFIONG Cecilia Otu Right	NGR	4	0	4	0%	14	1	13	7%	1h 07min	16min																
		Points Won				Points Lost																					
		Total	Service	3rd ball	Attack	Defend	CntAtt	Other	Total	Service	3rd ball	Attack	Defend	CntAtt	Other												
		%	%	%	%	%	%		%	%	%	%	%	%													
		90	12	13	13	14	34	37	22	24	7	7	2	2	156	36	23	19	12	42	26	46	29	7	4	6	3
KAFFO Bose Right	NGR	4	0	4	0%	14	1	13	7%	1h 08min	17min																
		Points Won				Points Lost																					
		Total	Service	3rd ball	Attack	Defend	CntAtt	Other	Total	Service	3rd ball	Attack	Defend	CntAtt	Other												
		%	%	%	%	%	%		%	%	%	%	%	%													
		72	12	16	10	13	26	36	18	25	2	2	4	5	151	26	17	22	14	36	23	42	27	16	10	9	5
LONG Judy Right	CAN	1	0	1	0%	5	1	4	20%	28min	28min																
		Points Won				Points Lost																					
		Total	Service	3rd ball	Attack	Defend	CntAtt	Other	Total	Service	3rd ball	Attack	Defend	CntAtt	Other												
		%	%	%	%	%	%		%	%	%	%	%	%													
		49	4	8	0	0	24	48	19	38	1	2	1	2	54	4	7	1	1	25	46	18	33	1	1	5	9
AGGARWAL Neha Right	IND	1	0	1	0%	5	1	4	20%	34min	34min																
		Points Won				Points Lost																					
		Total	Service	3rd ball	Attack	Defend	CntAtt	Other	Total	Service	3rd ball	Attack	Defend	CntAtt	Other												
		%	%	%	%	%	%		%	%	%	%	%	%													
		43	8	18	0	0	20	46	13	30	1	2	1	2	56	3	5	1	1	9	16	32	57	9	16	2	3
NECULA Iulia Right	ROU	2	0	2	0%	7	1	6	14%	39min	19min																
		Points Won				Points Lost																					
		Total	Service	3rd ball	Attack	Defend	CntAtt	Other	Total	Service	3rd ball	Attack	Defend	CntAtt	Other												
		%	%	%	%	%	%		%	%	%	%	%	%													
		39	3	7	2	5	24	61	7	17	3	7	0	0	71	5	7	3	4	20	28	27	38	13	18	3	4

Note:
 For the definition of the statistics refer to 'Competition Format and Rules' report

Legend:
Attack Attacking **CntAtt** CounterAttacking **Defend** Defending



PLAYER STATISTICS As of 22 AUG 2008

选手技术统计 / STATISTIQUES DU JOUEUR WOMEN'S SINGLES AND TEAMS

Players	NOC	Matches				Games				Match Duration															
		Played	Won	Lost	%Won	Played	Won	Lost	%Won	All	Average														
BARTHEL Zhenqi Right	GER	3	0	3	0%	9	0	9	0%	1h 00min	20min														
		Points Won				Points Lost																			
		Total	Service	3rd ball	Attack	Defend	CntAtt	Other	Total	Service	3rd ball	Attack	Defend	CntAtt	Other										
60	1	1	3	5	18	30	28	46	10	16	0	0	107	6	5	4	3	40	37	37	34	20	18	0	0
TIMINA Elena Right	NED	2	0	2	0%	6	0	6	0%	45min	22min														
		Points Won				Points Lost																			
		Total	Service	3rd ball	Attack	Defend	CntAtt	Other	Total	Service	3rd ball	Attack	Defend	CntAtt	Other										
36	2	5	0	0	1	2	28	77	4	11	1	2	69	4	5	1	1	39	56	17	24	5	7	3	4
SILVA Yadira Left	MEX	1	0	1	0%	4	0	4	0%	26min	26min														
		Points Won				Points Lost																			
		Total	Service	3rd ball	Attack	Defend	CntAtt	Other	Total	Service	3rd ball	Attack	Defend	CntAtt	Other										
28	3	10	3	10	13	46	6	21	2	7	1	3	45	7	15	5	11	19	42	9	20	4	8	1	2
MEDINA Paula Right	COL	1	0	1	0%	4	0	4	0%	24min	24min														
		Points Won				Points Lost																			
		Total	Service	3rd ball	Attack	Defend	CntAtt	Other	Total	Service	3rd ball	Attack	Defend	CntAtt	Other										
28	2	7	0	0	11	39	14	50	1	3	0	0	45	7	15	0	0	14	31	22	48	2	4	0	0
SHUMAKOVA Marina Left	KAZ	1	0	1	0%	4	0	4	0%	22min	22min														
		Points Won				Points Lost																			
		Total	Service	3rd ball	Attack	Defend	CntAtt	Other	Total	Service	3rd ball	Attack	Defend	CntAtt	Other										
26	4	15	2	7	9	34	9	34	0	0	2	7	44	2	4	3	6	33	75	4	9	1	2	1	2
YOSSRY Noha Right	EGY	1	0	1	0%	4	0	4	0%	19min	19min														
		Points Won				Points Lost																			
		Total	Service	3rd ball	Attack	Defend	CntAtt	Other	Total	Service	3rd ball	Attack	Defend	CntAtt	Other										
26	4	15	1	3	10	38	9	34	1	3	1	3	45	7	15	2	4	3	6	31	68	2	4	0	0
NONAKA Mariany Right	BRA	1	0	1	0%	4	0	4	0%	23min	23min														
		Points Won				Points Lost																			
		Total	Service	3rd ball	Attack	Defend	CntAtt	Other	Total	Service	3rd ball	Attack	Defend	CntAtt	Other										
25	8	32	2	8	6	24	8	32	0	0	1	4	48	8	16	9	18	18	37	7	14	4	8	2	4
FADEEVA Oksana Right	RUS	1	0	1	0%	4	0	4	0%	22min	22min														
		Points Won				Points Lost																			
		Total	Service	3rd ball	Attack	Defend	CntAtt	Other	Total	Service	3rd ball	Attack	Defend	CntAtt	Other										
23	1	4	1	4	11	47	5	21	4	17	1	4	44	6	13	5	11	27	61	4	9	2	4	0	0
SHABAN Zeina Right	JOR	1	0	1	0%	4	0	4	0%	21min	21min														
		Points Won				Points Lost																			
		Total	Service	3rd ball	Attack	Defend	CntAtt	Other	Total	Service	3rd ball	Attack	Defend	CntAtt	Other										
22	5	22	4	18	4	18	6	27	1	4	2	9	44	9	20	5	11	17	38	9	20	3	6	1	2
HEINE Veronika Right	AUT	1	0	1	0%	3	0	3	0%	16min	16min														
		Points Won				Points Lost																			
		Total	Service	3rd ball	Attack	Defend	CntAtt	Other	Total	Service	3rd ball	Attack	Defend	CntAtt	Other										
17	2	11	2	11	11	64	2	11	0	0	0	0	34	6	17	8	23	5	14	11	32	4	11	0	0

Note:
 For the definition of the statistics refer to 'Competition Format and Rules' report

Legend:
Attack Attacking **CntAtt** CounterAttacking **Defend** Defending



OFFICIAL COMMUNICATION

官方通告 / COMMUNICATION OFFICIELLE

Item: 1

Tables' allocation for matches

Note that tables' allocation for the matches will be done the day before at 12:00 (noon time).
Please disregard previous information regarding tables allocation published on Info 2008 on August 9th.

Issued by: Mr. Yao Zhenxu, Competition Manager
Time: 13:15
Date: 10 AUG 2008

This decision affects:

RESULTS
SCHEDULE
OTHER

Note:



OFFICIAL COMMUNICATION

官方通告 / COMMUNICATION OFFICIELLE

Item: 2

Important reminder regarding clothing of players

After checking the clothing of several NOC's on the 11th of August and having found some irregularities, we would like to remember the rules for the Olympics Games:

"The name of the player and the three letters of his NOC MUST BE PRINTED on the back of each shirt and it is optional on the front of the shirt, covering a total area of 40 cm²."

Please, have your clothing ready according to the rules. The staff of the Rule 51 will be ready for new inspections on the 12th August from 14:30 to 20:30 hours.

Issued by: Yao Zhenxu, Competition Manager
Time: 13:02
Date: 12 AUG 2008

This decision affects:

RESULTS
SCHEDULE
OTHER

Note:



OFFICIAL COMMUNICATION

官方通告 / COMMUNICATION OFFICIELLE

Item: 3

Injury of Svetlana Ganina
Injury of Svetlana Ganina

Sveltana Ganina from Russia will not be able to participate at the Olympic Singles Event to be held this evening, due to an injury.

Issued by: Yao Zhenxu, Competition Manager
Time: 15:05
Date: 19 AUG 2008

This decision affects:

RESULTS
SCHEDULE
OTHER

Note:



Beijing 2008



Taekwondo

20-23 August

OFFICIAL RESULTS BOOK





COMPETITION OFFICIALS As of 23 AUG 2008
竞赛官员 / OFFICIELS DE COMPÉTITION

Function	Name	NOC
Technical Delegates	COLMENERO Manuel	ESP - Spain
	KO Eui Min	GER - Germany
Competition Supervisory Board	BUNDELI Rene	SUI - Switzerland
	COULIBALY Siaka Minayaha	CIV - The Republic of Côte d'Ivoire
	KIM Hong Ki	USA - United States of America
	LAHOUD Carine	LIB - Lebanon
	MOON Dai Won	MEX - Mexico
Referees	YU Myung Ok	CAN - Canada
	PRESTON Leon	USA - United States of America
	NOWICKI Dariusz Grzegorz	POL - Poland
	LOIACONO Samuel	AUS - Australia
	CHELBAT Chakir	SWE - Sweden
	ZHAO Lei	CHN - People's Republic of China
	OH Il Nam	INA - Indonesia
	CAMPOS Roland	PHI - Philippines
	BENALI Youssef	MAR - Morocco
	COLEUX Thierry	FRA - France
	HUBER Christian	AUT - Austria
	ZANETTE Federico	ITA - Italy
	KLAY Thomas	SUI - Switzerland
	MARTINS Paulo	POR - Portugal
	OTHMAN Ahmad	JOR - Jordan
	LEE Thiam Huat	SIN - Singapore
	BARHOUMI Abdessattar	TUN - Tunisia
	SHEYKA Vladimir	RUS - Russian Federation
	ANDRIYEVSKYY Valeriy	UKR - Ukraine
	NAGANO Osamu	JPN - Japan
	ARBABI BALUCHESTAN Shahram	IRI - Islamic Republic of Iran
	CHEN Chun Feng	TPE - Chinese Taipei
	OETJENS Thekla	GER - Germany
	KIM MORALES Sue Jionschyon	GUA - Guatemala
	BANG Kyung Ae	KOR - Korea
	NAVARRO INGLES Carmen	ESP - Spain
	ADAM Rosa Maria	MEX - Mexico
	HEMWONNO Jatuporn	THA - Thailand
	PENA ARCHNIEGAS Sandra Magally	COL - Colombia



ENTRY LIST BY WEIGHT CATEGORY As of 23 AUG 2008
各级别报名名单 / LISTE D'ENTRÉE PAR CATÉGORIE DU POIDS

NOC	Bib Number	Name	Date of Birth	Height m/ft in
AFG - Afghanistan	65	NIKPAI Rohullah	15 JUN 1987	1.83/6'0"
AUS - Australia	66	CARNELI Ryan	11 OCT 1985	1.70/5'7"
BEN - Benin	67	OGOUDJOBI M A Jean Moloise	23 OCT 1985	1.66/5'5"
BIZ - Belize	68	MARTINEZ Alfonso	13 NOV 1982	1.73/5'8"
BRA - Brazil	69	FERREIRA Marcio	20 MAR 1980	1.65/5'5"
DOM - Dominican Republic	70	MERCEDES Yulis Gabriel	12 NOV 1979	1.73/5'8"
ESP - Spain	71	RAMOS Juan Antonio	18 AUG 1976	1.68/5'6"
GBR - Great Britain	72	HARVEY Michael	21 SEP 1989	1.78/5'10"
GER - Germany	73	TUNCAT Levent	29 JUL 1988	1.73/5'8"
IRI - Islamic Republic of Iran	74	NADERIAN Reza	29 JAN 1989	1.78/5'10"
KEN - Kenya	75	WAMWIRI Dickson	24 DEC 1984	1.68/5'6"
MEX - Mexico	76	PEREZ Guillermo	14 OCT 1979	1.71/5'7"
PHI - Philippines	77	GO Tshomlee	13 JAN 1981	1.76/5'9"
POR - Portugal	78	POVOA Pedro	27 MAY 1980	1.65/5'5"
THA - Thailand	79	KHAWLAOR Chutchawal	17 JAN 1988	1.70/5'7"
TPE - Chinese Taipei	80	CHU Mu-Yen	14 MAR 1982	1.75/5'9"

Note:
All changes are available in INFO



RESULTS

各级别竞赛成绩表 / CLASSEMENT DES RÉSULTATS

Bib No	Name	NOC Code	Quarterfinal	Semifinal	Gold Medal	Gold Medallist
76	PEREZ Guillermo	MEX				
72	HARVEY Michael	GBR	PEREZ G PTF 3:2			
65	NIKPAI Rohullah	AFG		PEREZ G PTF 2:1		
73	TUNCAT Levent	GER	NIKPAI R PTF 4:3			
Pool A						
79	KHAWLAOR Chutchawal	THA			PEREZ G PTF 3:1	
67	OGOUDJOB I M A Jean Moloise	BEN	KHAWLAOR C PTF 4:2			
77	GO Tshomlee	PHI		KHAWLAOR C PTF 2:0		
66	CARNELI Ryan	AUS	CARNELI R PTF 1:0			
80	CHU Mu-Yen	TPE				PEREZ Guillermo SUP 1:1
75	WAMWIRI Dickson	KEN	CHU MY PTG 7:0			
70	MERCEDES Yulis Gabriel	DOM		MERCEDES YG PTF 3:2		
78	POVOA Pedro	POR	MERCEDES YG PTF 3:0			
Pool B						
68	MARTINEZ Alfonso	BIZ			MERCEDES YG PTF 3:2	
71	RAMOS Juan Antonio	ESP	RAMOS JA PTF 2:1			
74	NADERIAN Reza	IRI		RAMOS JA PTF 3:2		
69	FERREIRA Marcio	BRA	FERREIRA M PTF 2:1			

Classification	
1	PEREZ MEX
2	MERCEDES DOM
3	CHU TPE
3	NIKPAI AFG
5	KHAWLAOR THA
5	RAMOS ESP
7	HARVEY GBR
7	POVOA POR

REPECHAGE

RC1

Bronze

79	KHAWLAOR Chutchawal	THA		
80	CHU Mu-Yen	TPE	CHU MY PTF 4:2	
78	POVOA Pedro	POR	PTF 1:-1	
72	HARVEY Michael	GBR		
65	NIKPAI Rohullah	AFG	NIKPAI R PTF 2:1	
71	RAMOS Juan Antonio	ESP		NIKPAI Rohullah PTF 4:1

Legend:					
DSQ	Won by Disqualification	KO	Won by Knockout	PTC	Won by Points Ceiling
PTF	Won by Final Score	PTG	Won by Points Gap	PUN	Won by Punitive Declaration
RCn	Repechage n	RSC	Won by Referee Stop Contest	SUP	Won by Superiority
WDR	Won by Withdrawal				



CONTEST RESULTS

比赛成绩 / RÉSULTATS DE CONCOURS

PEREZ Guillermo (MEX)

defeated

NIKPAI Rohullah (AFG)

PTF 2:1

Colour	Name	NOC Code	Bib No	Total	Rounds				Total Deuk-jeom (points)	Total Deductions
					1	2	3	4		
Chung (Blue)	PEREZ Guillermo	MEX	76	2	0	1	1		2	0
Hong (Red)	NIKPAI Rohullah	AFG	65	1	0	0	1		1	0

Referee: KLAY Thomas (SUI)
Judges: BENALI Youssef (MAR)
OETJENS Thekla (GER)
LOIACONO Samuel (AUS)
ANDRIYEVSKYY Valeriy (UKR)

Description	PEREZ Guillermo				NIKPAI Rohullah			
	Round 1	Round 2	Round 3	Round 4	Round 1	Round 2	Round 3	Round 4
Kyong-go (warning penalty)			1				1	
Gam-jeom (deduction penalty)								
Offensive kick - 1 point							1	
Offensive kick - 2 points								
Defensive kick - 1 point		1	1					
Defensive kick - 2 points								
Offensive punch								
Defensive punch								
Knock down								

Contest Progress

Round 1	PEREZ Guillermo							
	NIKPAI Rohullah							
Round 2	PEREZ Guillermo						1	
	NIKPAI Rohullah							
Round 3	PEREZ Guillermo			K				1
	NIKPAI Rohullah			K		1		

Legend:					
DSQ	Won by Disqualification	G	Gam-jeom (deduction penalty)	K	Kyong-go (warning penalty)
KO	Won by Knockout	PTC	Won by Points Ceiling	PTF	Won by Final Score
PTG	Won by Points Gap	PUN	Won by Punitive Declaration	RSC	Won by Referee Stop Contest
SUP	Won by Superiority	WDR	Won by Withdrawal		



CONTEST RESULTS

比赛成绩 / RÉSULTATS DE CONCOURS

KHAWLAOR Chutchawal (THA) defeated CARNELI Ryan (AUS) PTF 2:0

Colour	Name	NOC Code	Bib No	Total	Rounds				Total Deuk-jeom (points)	Total Deductions
					1	2	3	4		
Chung (Blue)	KHAWLAOR Chutchawal	THA	79	2	0	2	0		2	0
Hong (Red)	CARNELI Ryan	AUS	66	0	0	0	0		0	0

Referee: YU Myung Ok (CAN)
Judges: HUBER Christian (AUT)
BARHOUMI Abdessattar (TUN)
PRESTON Leon (USA)
CHELBAT Chakir (SWE)

Description	KHAWLAOR Chutchawal				CARNELI Ryan			
	Round 1	Round 2	Round 3	Round 4	Round 1	Round 2	Round 3	Round 4
Kyong-go (warning penalty)		1						
Gam-jeom (deduction penalty)								
Offensive kick - 1 point		1						
Offensive kick - 2 points								
Defensive kick - 1 point		1						
Defensive kick - 2 points								
Offensive punch								
Defensive punch								
Knock down								

Contest Progress

Round 1	KHAWLAOR Chutchawal							
	CARNELI Ryan							
Round 2	KHAWLAOR Chutchawal	1		1				K
	CARNELI Ryan							
Round 3	KHAWLAOR Chutchawal							
	CARNELI Ryan							

Legend:					
DSQ	Won by Disqualification	G	Gam-jeom (deduction penalty)	K	Kyong-go (warning penalty)
KO	Won by Knockout	PTC	Won by Points Ceiling	PTF	Won by Final Score
PTG	Won by Points Gap	PUN	Won by Punitive Declaration	RSC	Won by Referee Stop Contest
SUP	Won by Superiority	WDR	Won by Withdrawal		



CONTEST RESULTS

比赛成绩 / RÉSULTATS DE CONCOURS

MERCEDES Yulis Gabriel (DOM) defeated CHU Mu-Yen (TPE) PTF 3:2

Colour	Name	NOC Code	Bib No	Total	Rounds				Total Deuk-jeom (points)	Total Deductions
					1	2	3	4		
Chung (Blue)	CHU Mu-Yen	TPE	80	2	0	2	0		2	0
Hong (Red)	MERCEDES Yulis Gabriel	DOM	70	3	1	1	1		3	0

Referee: OETJENS Thekla (GER)
Judges: MARTINS Paulo (POR)
BENALI Youssef (MAR)
LOIACONO Samuel (AUS)
NOWICKI Dariusz Grzegorz (POL)

Description	CHU Mu-Yen				MERCEDES Yulis Gabriel			
	Round 1	Round 2	Round 3	Round 4	Round 1	Round 2	Round 3	Round 4
Kyong-go (warning penalty)							1	
Gam-jeom (deduction penalty)								
Offensive kick - 1 point		1			1		1	
Offensive kick - 2 points								
Defensive kick - 1 point		1				1		
Defensive kick - 2 points								
Offensive punch								
Defensive punch								
Knock down								

Contest Progress

Round 1	CHU Mu-Yen							
	MERCEDES Yulis Gabriel					1		
Round 2	CHU Mu-Yen	1				1		
	MERCEDES Yulis Gabriel	1						
Round 3	CHU Mu-Yen							
	MERCEDES Yulis Gabriel					1		K

Legend:					
DSQ	Won by Disqualification	G	Gam-jeom (deduction penalty)	K	Kyong-go (warning penalty)
KO	Won by Knockout	PTC	Won by Points Ceiling	PTF	Won by Final Score
PTG	Won by Points Gap	PUN	Won by Punitive Declaration	RSC	Won by Referee Stop Contest
SUP	Won by Superiority	WDR	Won by Withdrawal		



CONTEST RESULTS

比赛成绩 / RÉSULTATS DE CONCOURS

RAMOS Juan Antonio (ESP)

defeated

FERREIRA Marcio (BRA)

PTF 3:2

Colour	Name	NOC Code	Bib No	Total	Rounds				Total Deuk-jeom (points)	Total Deductions
					1	2	3	4		
Chung (Blue)	RAMOS Juan Antonio	ESP	71	3	1	1	1	1	4	1
Hong (Red)	FERREIRA Marcio	BRA	69	2	1	1	0	0	2	0

Referee: BANG Kyung Ae (KOR)
Judges: CAMPOS Roland (PHI)
BARHOUMI Abdessattar (TUN)
HEMWONNO Jatuporn (THA)
ARBABI BALUCHESTAN Shahram (IRI)

Description	RAMOS Juan Antonio				FERREIRA Marcio			
	Round 1	Round 2	Round 3	Round 4	Round 1	Round 2	Round 3	Round 4
Kyong-go (warning penalty)		1	1				1	
Gam-jeom (deduction penalty)			1					
Offensive kick - 1 point			1			1		
Offensive kick - 2 points								
Defensive kick - 1 point	1	1		1	1			
Defensive kick - 2 points								
Offensive punch								
Defensive punch								
Knock down								

Contest Progress

Round 1	RAMOS Juan Antonio	1							
	FERREIRA Marcio							1	
Round 2	RAMOS Juan Antonio	1		K					
	FERREIRA Marcio	1							
Round 3	RAMOS Juan Antonio				1	K			
	FERREIRA Marcio								K
Round 4	RAMOS Juan Antonio		1						
	FERREIRA Marcio								

Legend:					
DSQ	Won by Disqualification	G	Gam-jeom (deduction penalty)	K	Kyong-go (warning penalty)
KO	Won by Knockout	PTC	Won by Points Ceiling	PTF	Won by Final Score
PTG	Won by Points Gap	PUN	Won by Punitive Declaration	RSC	Won by Referee Stop Contest
SUP	Won by Superiority	WDR	Won by Withdrawal		



CONTEST RESULTS

比赛成绩 / RÉSULTATS DE CONCOURS

PEREZ Guillermo (MEX) defeated KHAWLAOR Chutchawal (THA) PTF 3:1

Colour	Name	NOC Code	Bib No	Total	Rounds				Total Deuk-jeom (points)	Total Deductions
					1	2	3	4		
Chung (Blue)	PEREZ Guillermo	MEX	76	3	2	0	1		3	0
Hong (Red)	KHAWLAOR Chutchawal	THA	79	1	0	0	1		1	0

Referee: NOWICKI Dariusz Grzegorz (POL)

Judges: MARTINS Paulo (POR)

LOIACONO Samuel (AUS)

HUBER Christian (AUT)

BENALI Youssef (MAR)

Description	PEREZ Guillermo				KHAWLAOR Chutchawal			
	Round 1	Round 2	Round 3	Round 4	Round 1	Round 2	Round 3	Round 4
Kyong-go (warning penalty)			1		1			
Gam-jeom (deduction penalty)								
Offensive kick - 1 point							1	
Offensive kick - 2 points								
Defensive kick - 1 point	2		1					
Defensive kick - 2 points								
Offensive punch								
Defensive punch								
Knock down								

Contest Progress

Round 1	PEREZ Guillermo	1	
	KHAWLAOR Chutchawal		K
Round 2	PEREZ Guillermo		
	KHAWLAOR Chutchawal		
Round 3	PEREZ Guillermo		K 1
	KHAWLAOR Chutchawal	1	

Legend:					
DSQ	Won by Disqualification	G	Gam-jeom (deduction penalty)	K	Kyong-go (warning penalty)
KO	Won by Knockout	PTC	Won by Points Ceiling	PTF	Won by Final Score
PTG	Won by Points Gap	PUN	Won by Punitive Declaration	RSC	Won by Referee Stop Contest
SUP	Won by Superiority	WDR	Won by Withdrawal		



CONTEST RESULTS

比赛成绩 / RÉSULTATS DE CONCOURS

MERCEDES Yulis Gabriel (DOM) defeated RAMOS Juan Antonio (ESP) PTF 3:2

Colour	Name	NOC Code	Bib No	Total	Rounds				Total Deuk-jeom (points)	Total Deductions
					1	2	3	4		
Chung (Blue)	MERCEDES Yulis Gabriel	DOM	70	3	0	2	1	1	4	1
Hong (Red)	RAMOS Juan Antonio	ESP	71	2	0	2	0	0	2	0

Referee: ZHAO Lei (CHN)
Judges: NAGANO Osamu (JPN)
CHELBAT Chakir (SWE)
PENA ARCHNIEGAS Sandra Magally (COL)
LEE Thiam Huat (SIN)

Description	MERCEDES Yulis Gabriel				RAMOS Juan Antonio			
	Round 1	Round 2	Round 3	Round 4	Round 1	Round 2	Round 3	Round 4
Kyong-go (warning penalty)			2					
Gam-jeom (deduction penalty)			1					
Offensive kick - 1 point						2		
Offensive kick - 2 points								
Defensive kick - 1 point		2	1	1				
Defensive kick - 2 points								
Offensive punch								
Defensive punch								
Knock down								

Contest Progress

Round 1	MERCEDES Yulis Gabriel								
	RAMOS Juan Antonio								
Round 2	MERCEDES Yulis Gabriel					1			1
	RAMOS Juan Antonio	1							1
Round 3	MERCEDES Yulis Gabriel								
	RAMOS Juan Antonio							K	K
Round 4	MERCEDES Yulis Gabriel								1
	RAMOS Juan Antonio								

Legend:					
DSQ	Won by Disqualification	G	Gam-jeom (deduction penalty)	K	Kyong-go (warning penalty)
KO	Won by Knockout	PTC	Won by Points Ceiling	PTF	Won by Final Score
PTG	Won by Points Gap	PUN	Won by Punitive Declaration	RSC	Won by Referee Stop Contest
SUP	Won by Superiority	WDR	Won by Withdrawal		



CONTEST RESULTS

比赛成绩 / RÉSULTATS DE CONCOURS

NIKPAI Rohullah (AFG)

defeated

HARVEY Michael (GBR)

PTF 2:1

Colour	Name	NOC Code	Bib No	Total	Rounds				Total Deuk-jeom (points)	Total Deductions
					1	2	3	4		
Chung (Blue)	HARVEY Michael	GBR	72	1	0	0	1		1	0
Hong (Red)	NIKPAI Rohullah	AFG	65	2	1	2	0		3	1

Referee: ADAM Rosa Maria (MEX)
Judges: YU Myung Ok (CAN)
MARTINS Paulo (POR)
KIM MORALES Sue Jionschyon (GUA)
NAGANO Osamu (JPN)

Description	HARVEY Michael				NIKPAI Rohullah			
	Round 1	Round 2	Round 3	Round 4	Round 1	Round 2	Round 3	Round 4
Kyong-go (warning penalty)							2	
Gam-jeom (deduction penalty)							1	
Offensive kick - 1 point			1			1		
Offensive kick - 2 points								
Defensive kick - 1 point					1	1		
Defensive kick - 2 points								
Offensive punch								
Defensive punch								
Knock down								

Contest Progress

Round 1	HARVEY Michael								
	NIKPAI Rohullah							1	
Round 2	HARVEY Michael								
	NIKPAI Rohullah			1				1	
Round 3	HARVEY Michael		1						
	NIKPAI Rohullah								KK

Legend:					
DSQ	Won by Disqualification	G	Gam-jeom (deduction penalty)	K	Kyong-go (warning penalty)
KO	Won by Knockout	PTC	Won by Points Ceiling	PTF	Won by Final Score
PTG	Won by Points Gap	PUN	Won by Punitive Declaration	RSC	Won by Referee Stop Contest
SUP	Won by Superiority	WDR	Won by Withdrawal		



CONTEST RESULTS

比赛成绩 / RÉSULTATS DE CONCOURS

CHU Mu-Yen (TPE) defeated POVOA Pedro (POR) PTF 1:-1

Colour	Name	NOC Code	Bib No	Total	Rounds				Total Deuk-jeom (points)	Total Deductions
					1	2	3	4		
Chung (Blue)	CHU Mu-Yen	TPE	80	1	0	1	0		1	0
Hong (Red)	POVOA Pedro	POR	78	-1	0	0	0		0	1

Referee: LOIACONO Samuel (AUS)
Judges: ARBABI BALUCHESTAN Shahram (IRI)
PENA ARCHNIEGAS Sandra Magally (COL)
NOWICKI Dariusz Grzegorz (POL)
BARHOUMI Abdessattar (TUN)

Description	CHU Mu-Yen				POVOA Pedro			
	Round 1	Round 2	Round 3	Round 4	Round 1	Round 2	Round 3	Round 4
Kyong-go (warning penalty)			1			2	1	
Gam-jeom (deduction penalty)						1		
Offensive kick - 1 point								
Offensive kick - 2 points								
Defensive kick - 1 point		1						
Defensive kick - 2 points								
Offensive punch								
Defensive punch								
Knock down								

Contest Progress

Round 1	CHU Mu-Yen	
	POVOA Pedro	
Round 2	CHU Mu-Yen	1
	POVOA Pedro	K K
Round 3	CHU Mu-Yen	
	POVOA Pedro	K

Legend:					
DSQ	Won by Disqualification	G	Gam-jeom (deduction penalty)	K	Kyong-go (warning penalty)
KO	Won by Knockout	PTC	Won by Points Ceiling	PTF	Won by Final Score
PTG	Won by Points Gap	PUN	Won by Punitive Declaration	RSC	Won by Referee Stop Contest
SUP	Won by Superiority	WDR	Won by Withdrawal		



CONTEST RESULTS

比赛成绩 / RÉSULTATS DE CONCOURS

NIKPAI Rohullah (AFG)

defeated

RAMOS Juan Antonio (ESP)

PTF 4:1

Colour	Name	NOC Code	Bib No	Total	Rounds				Total Deuk-jeom (points)	Total Deductions
					1	2	3	4		
Chung (Blue)	NIKPAI Rohullah	AFG	65	4	2	0	2		4	0
Hong (Red)	RAMOS Juan Antonio	ESP	71	1	0	1	1		2	1

Referee: YU Myung Ok (CAN)
Judges: LEE Thiam Huat (SIN)
PRESTON Leon (USA)
KIM MORALES Sue Jionschyon (GUA)
OETJENS Thekla (GER)

Description	NIKPAI Rohullah				RAMOS Juan Antonio			
	Round 1	Round 2	Round 3	Round 4	Round 1	Round 2	Round 3	Round 4
Kyong-go (warning penalty)	1						2	
Gam-jeom (deduction penalty)							1	
Offensive kick - 1 point	2		2				1	
Offensive kick - 2 points								
Defensive kick - 1 point								
Defensive kick - 2 points								
Offensive punch								
Defensive punch						1		
Knock down								

Contest Progress

Round 1	NIKPAI Rohullah				1				K	1
	RAMOS Juan Antonio									
Round 2	NIKPAI Rohullah									
	RAMOS Juan Antonio									1
Round 3	NIKPAI Rohullah				1			1		
	RAMOS Juan Antonio	1				K				K

Legend:

DSQ	Won by Disqualification	G	Gam-jeom (deduction penalty)	K	Kyong-go (warning penalty)
KO	Won by Knockout	PTC	Won by Points Ceiling	PTF	Won by Final Score
PTG	Won by Points Gap	PUN	Won by Punitive Declaration	RSC	Won by Referee Stop Contest
SUP	Won by Superiority	WDR	Won by Withdrawal		



CONTEST RESULTS

比赛成绩 / RÉSULTATS DE CONCOURS

CHU Mu-Yen (TPE) defeated KHAWLAOR Chutchawal (THA) PTF 4:2

Colour	Name	NOC Code	Bib No	Total	Rounds				Total Deuk-jeom (points)	Total Deductions
					1	2	3	4		
Chung (Blue)	KHAWLAOR Chutchawal	THA	79	2	1	2	0		3	1
Hong (Red)	CHU Mu-Yen	TPE	80	4	1	1	2		4	0

Referee: CHELBAT Chakir (SWE)
Judges: HUBER Christian (AUT)
PENA ARCHNIEGAS Sandra Magally (COL)
NOWICKI Dariusz Grzegorz (POL)
ADAM Rosa Maria (MEX)

Description	KHAWLAOR Chutchawal				CHU Mu-Yen			
	Round 1	Round 2	Round 3	Round 4	Round 1	Round 2	Round 3	Round 4
Kyong-go (warning penalty)	1	1	1		1			
Gam-jeom (deduction penalty)		1						
Offensive kick - 1 point		1			1		2	
Offensive kick - 2 points								
Defensive kick - 1 point	1	1				1		
Defensive kick - 2 points								
Offensive punch								
Defensive punch								
Knock down								

Contest Progress

Round 1	KHAWLAOR Chutchawal							K 1	
	CHU Mu-Yen							K 1	
Round 2	KHAWLAOR Chutchawal								1 1 K
	CHU Mu-Yen		1						
Round 3	KHAWLAOR Chutchawal							K	
	CHU Mu-Yen			1			1		

Legend:					
DSQ	Won by Disqualification	G	Gam-jeom (deduction penalty)	K	Kyong-go (warning penalty)
KO	Won by Knockout	PTC	Won by Points Ceiling	PTF	Won by Final Score
PTG	Won by Points Gap	PUN	Won by Punitive Declaration	RSC	Won by Referee Stop Contest
SUP	Won by Superiority	WDR	Won by Withdrawal		



CONTEST RESULTS

比赛成绩 / RÉSULTATS DE CONOURS

PEREZ Guillermo (MEX) defeated MERCEDES Yulis Gabriel (DOM) SUP 1:1

Colour	Name	NOC Code	Bib No	Total	Rounds				Total Deuk-jeom (points)	Total Deductions
					1	2	3	4		
Chung (Blue)	PEREZ Guillermo	MEX	76	1	0	1	0	0	1	0
Hong (Red)	MERCEDES Yulis Gabriel	DOM	70	1	0	0	1	0	1	0

Referee: OH Il Nam (INA)
Judges: ANDRIYEVSKYY Valeriy (UKR)
CHEN Chun Feng (TPE)
LOIACONO Samuel (AUS)
NAGANO Osamu (JPN)

Description	PEREZ Guillermo				MERCEDES Yulis Gabriel			
	Round 1	Round 2	Round 3	Round 4	Round 1	Round 2	Round 3	Round 4
Kyong-go (warning penalty)							1	
Gam-jeom (deduction penalty)								
Offensive kick - 1 point							1	
Offensive kick - 2 points								
Defensive kick - 1 point		1						
Defensive kick - 2 points								
Offensive punch								
Defensive punch								
Knock down								

Contest Progress

Round 1	PEREZ Guillermo	
	MERCEDES Yulis Gabriel	
Round 2	PEREZ Guillermo	1
	MERCEDES Yulis Gabriel	
Round 3	PEREZ Guillermo	
	MERCEDES Yulis Gabriel	K 1
Round 4	PEREZ Guillermo	
	MERCEDES Yulis Gabriel	

Legend:					
DSQ	Won by Disqualification	G	Gam-jeom (deduction penalty)	K	Kyong-go (warning penalty)
KO	Won by Knockout	PTC	Won by Points Ceiling	PTF	Won by Final Score
PTG	Won by Points Gap	PUN	Won by Punitive Declaration	RSC	Won by Referee Stop Contest
SUP	Won by Superiority	WDR	Won by Withdrawal		



OFFICIAL COMMUNICATION

官方通告 / COMMUNICATION OFFICIELLE

Item: 1

**DISQUALIFICATION AT THE WEIGH-IN
WOMEN -57KG AND MEN -68KG**

The contestants, AMADOU LELE Lailatou (NIG) in the Women -57kg weight category and TLISH Ezedin (LBA) in the Men -68kg weight category, have been disqualified (DSQ) from the taekwondo competitions on August 21, 2008. The contestants did not show up for their respective weigh-in sessions.

Issued by: WTF Technical Delegate
Time: 17:38
Date: 20 AUG 2008

This decision affects:

RESULTS
SCHEDULE
OTHER

Note: The women's weight category was corrected from -67kg to -57kg



ENTRY LIST BY WEIGHT CATEGORY As of 23 AUG 2008
各级别报名名单 / LISTE D'ENTRÉE PAR CATÉGORIE DU POIDS

NOC	Bib Number	Name	Date of Birth	Height m/ft in
AFG - Afghanistan	81	BAHAVE Nesar Ahmad	27 MAR 1985	1.86/6'1"
AUS - Australia	82	HASAN Burak	4 JUL 1985	1.77/5'10"
CUB - Cuba	83	VIERA Gessler	26 JAN 1985	1.77/5'10"
GER - Germany	84	MANZ Daniel	12 SEP 1987	1.78/5'10"
KGZ - Kyrgyzstan	85	ABDURAIM Rasul	12 DEC 1988	1.83/6'0"
KOR - Korea	86	SON Taejin	5 MAY 1988	
LBA - Libya	87	TLISH Ezedin	5 APR 1982	1.69/5'7"
MEX - Mexico	88	ISLAS Idulio	16 JAN 1987	1.81/5'11"
NED - Netherlands	89	BEKKERS Dennis	29 NOV 1980	1.74/5'9"
NGR - Nigeria	90	MOHAMMAD Isah Adam	22 APR 1987	1.70/5'7"
NZL - New Zealand	91	CAMPBELL Logan	7 JUN 1986	1.77/5'10"
PER - Peru	92	LOPEZ Peter	23 SEP 1981	1.78/5'10"
TPE - Chinese Taipei	93	SUNG Yu-Chi	16 JAN 1982	1.74/5'9"
TUR - Turkey	94	TAZEGUL Servet	26 SEP 1988	1.76/5'9"
USA - United States of America	95	LOPEZ Mark	25 APR 1982	1.83/6'0"
UZB - Uzbekistan	96	KIM Dmitriy	7 OCT 1989	1.75/5'9"

Note:
All changes are available in INFO



RESULTS

各级别竞赛成绩表 / CLASSEMENT DES RÉSULTATS

Bib No	Name	NOC Code	Quarterfinal	Semifinal	Gold Medal	Gold Medallist
82	HASAN Burak	AUS				
92	LOPEZ Peter	PER	LOPEZ P PTF 3:1	LOPEZ P PTF 3:0		
90	MOHAMMAD Isah Adam	NGR	MOHAMMAD IA SUP 2:2			
88	ISLAS Idulio	MEX				
81	BAHAVE Nesar Ahmad	AFG				
95	LOPEZ Mark	USA	LOPEZ M PTF 3:0	LOPEZ M PTF 3:1	LOPEZ M PTF 2:1	
85	ABDURAIM Rasul	KGZ	MANZ D PTF 1:0			
84	MANZ Daniel	GER				
94	TAZEGUL Servet	TUR	TAZEGUL S PTF 4:3	SON T PTF 1:0		
83	VIERA Gessler	CUB				
86	SON Taejin	KOR	SON T PTF 4:3			
89	BEKKERS Dennis	NED				
96	KIM Dmitry	UZB	KIM D DSQ			
87	TLISH Ezedin	LBA				
93	SUNG Yu-Chi	TPE	SUNG YC PTF 4:0	SUNG YC PTF 3:2	SON T PTF 7:6	
91	CAMPBELL Logan	NZL				

SON Taejin
PTF 3:2

Classification	
1	SON KOR
2	LOPEZ USA
3	SUNG TPE
3	TAZEGUL TUR
5	LOPEZ PER
5	MANZ GER
7	BAHAVE AFG
7	BEKKERS NED

REPECHAGE

RC1

Bronze

92	LOPEZ Peter	PER			
94	TAZEGUL Servet	TUR	TAZEGUL S PTF 3:2	TAZEGUL Servet PTF 1:0	
89	BEKKERS Dennis	NED			
81	BAHAVE Nesar Ahmad	AFG	MANZ D PTF 4:3		
84	MANZ Daniel	GER		SUNG Yu-Chi PTF 4:3	
93	SUNG Yu-Chi	TPE			

Legend:					
DSQ	Won by Disqualification	KO	Won by Knockout	PTC	Won by Points Ceiling
PTF	Won by Final Score	PTG	Won by Points Gap	PUN	Won by Punitive Declaration
RCn	Repechage n	RSC	Won by Referee Stop Contest	SUP	Won by Superiority
WDR	Won by Withdrawal				

TLISH Ezedin (LBA) was disqualified (DSQ). He did not show up for the weigh-in session.



CONTEST RESULTS
比赛成绩 / RÉSULTATS DE CONCOURS

LOPEZ Peter (PER) defeated MOHAMMAD Isah Adam (NGR) PTF 3:0

Colour	Name	NOC Code	Bib No	Total	Rounds				Total Deuk-jeom (points)	Total Deductions
					1	2	3	4		
Chung (Blue)	LOPEZ Peter	PER	92	3	0	2	2		4	1
Hong (Red)	MOHAMMAD Isah Adam	NGR	90	0	0	0	0		0	0

Referee: KLAY Thomas (SUI)
Judges: ZHAO Lei (CHN)
SHEYKA Vladimir (RUS)
NAGANO Osamu (JPN)
COLEUX Thierry (FRA)

Description	LOPEZ Peter				MOHAMMAD Isah Adam			
	Round 1	Round 2	Round 3	Round 4	Round 1	Round 2	Round 3	Round 4
Kyong-go (warning penalty)		1	1					
Gam-jeom (deduction penalty)			1					
Offensive kick - 1 point		2						
Offensive kick - 2 points								
Defensive kick - 1 point			2					
Defensive kick - 2 points								
Offensive punch								
Defensive punch								
Knock down								

Contest Progress

Round 1	LOPEZ Peter							
	MOHAMMAD Isah Adam							
Round 2	LOPEZ Peter	1				K		1
	MOHAMMAD Isah Adam							
Round 3	LOPEZ Peter					1	1	K
	MOHAMMAD Isah Adam							

Legend:					
DSQ	Won by Disqualification	G	Gam-jeom (deduction penalty)	K	Kyong-go (warning penalty)
KO	Won by Knockout	PTC	Won by Points Ceiling	PTF	Won by Final Score
PTG	Won by Points Gap	PUN	Won by Punitive Declaration	RSC	Won by Referee Stop Contest
SUP	Won by Superiority	WDR	Won by Withdrawal		



CONTEST RESULTS

比赛成绩 / RÉSULTATS DE CONCOURS

LOPEZ Mark (USA)

defeated

MANZ Daniel (GER)

PTF 3:1

Colour	Name	NOC Code	Bib No	Total	Rounds				Total Deuk-jeom (points)	Total Deductions
					1	2	3	4		
Chung (Blue)	LOPEZ Mark	USA	95	3	1	1	1		3	0
Hong (Red)	MANZ Daniel	GER	84	1	0	2	0		2	1

Referee: CAMPOS Roland (PHI)
Judges: PENA ARCHNIEGAS Sandra Magally (COL)
OTHMAN Ahmad (JOR)
HEMWONNO Jatuporn (THA)
NAVARRO INGLES Carmen (ESP)

Description	LOPEZ Mark				MANZ Daniel			
	Round 1	Round 2	Round 3	Round 4	Round 1	Round 2	Round 3	Round 4
Kyong-go (warning penalty)					1	1		
Gam-jeom (deduction penalty)						1		
Offensive kick - 1 point	1	1						
Offensive kick - 2 points								
Defensive kick - 1 point			1					
Defensive kick - 2 points						1		
Offensive punch								
Defensive punch								
Knock down								

Contest Progress

Round 1	LOPEZ Mark								1
	MANZ Daniel								K
Round 2	LOPEZ Mark				1				
	MANZ Daniel			2					K
Round 3	LOPEZ Mark			1					
	MANZ Daniel								

Legend:					
DSQ	Won by Disqualification	G	Gam-jeom (deduction penalty)	K	Kyong-go (warning penalty)
KO	Won by Knockout	PTC	Won by Points Ceiling	PTF	Won by Final Score
PTG	Won by Points Gap	PUN	Won by Punitive Declaration	RSC	Won by Referee Stop Contest
SUP	Won by Superiority	WDR	Won by Withdrawal		



CONTEST RESULTS

比赛成绩 / RÉSULTATS DE CONCOURS

SON Taejin (KOR) defeated TAZEGUL Servet (TUR) PTF 1:0

Colour	Name	NOC Code	Bib No	Total	Rounds				Total Deuk-jeom (points)	Total Deductions
					1	2	3	4		
Chung (Blue)	TAZEGUL Servet	TUR	94	0	0	0	0		0	0
Hong (Red)	SON Taejin	KOR	86	1	1	1	1		3	2

Referee: LOIACONO Samuel (AUS)
Judges: KLAY Thomas (SUI)
ZHAO Lei (CHN)
ADAM Rosa Maria (MEX)
BARHOUMI Abdessattar (TUN)

Description	TAZEGUL Servet				SON Taejin			
	Round 1	Round 2	Round 3	Round 4	Round 1	Round 2	Round 3	Round 4
Kyong-go (warning penalty)		1			1	1	2	
Gam-jeom (deduction penalty)						1	1	
Offensive kick - 1 point					1	1	1	
Offensive kick - 2 points								
Defensive kick - 1 point								
Defensive kick - 2 points								
Offensive punch								
Defensive punch								
Knock down								

Contest Progress

Round 1	TAZEGUL Servet								
	SON Taejin			1					K
Round 2	TAZEGUL Servet		K						
	SON Taejin					K	1		
Round 3	TAZEGUL Servet								
	SON Taejin			1			K	K	

Legend:					
DSQ	Won by Disqualification	G	Gam-jeom (deduction penalty)	K	Kyong-go (warning penalty)
KO	Won by Knockout	PTC	Won by Points Ceiling	PTF	Won by Final Score
PTG	Won by Points Gap	PUN	Won by Punitive Declaration	RSC	Won by Referee Stop Contest
SUP	Won by Superiority	WDR	Won by Withdrawal		



CONTEST RESULTS

比赛成绩 / RÉSULTATS DE CONCOURS

SUNG Yu-Chi (TPE)

defeated

KIM Dmitriy (UZB)

PTF 3:2

Colour	Name	NOC Code	Bib No	Total	Rounds				Total Deuk-jeom (points)	Total Deductions
					1	2	3	4		
Chung (Blue)	KIM Dmitriy	UZB	96	2	1	2	0	0	3	1
Hong (Red)	SUNG Yu-Chi	TPE	93	3	0	1	1	1	3	0

Referee: CHELBAT Chakir (SWE)
Judges: COLEUX Thierry (FRA)
PENA ARCHNIEGAS Sandra Magally (COL)
SHEYKA Vladimir (RUS)
BENALI Youssef (MAR)

Description	KIM Dmitriy				SUNG Yu-Chi			
	Round 1	Round 2	Round 3	Round 4	Round 1	Round 2	Round 3	Round 4
Kyong-go (warning penalty)		1	1					
Gam-jeom (deduction penalty)			1					
Offensive kick - 1 point							1	
Offensive kick - 2 points		1						
Defensive kick - 1 point	1					1		1
Defensive kick - 2 points								
Offensive punch								
Defensive punch								
Knock down								

Contest Progress

Round 1	KIM Dmitriy	1	SUNG Yu-Chi
Round 2	KIM Dmitriy	K	2
	SUNG Yu-Chi	1	
Round 3	KIM Dmitriy	K	
	SUNG Yu-Chi	1	
Round 4	KIM Dmitriy		
	SUNG Yu-Chi	1	

Legend:					
DSQ	Won by Disqualification	G	Gam-jeom (deduction penalty)	K	Kyong-go (warning penalty)
KO	Won by Knockout	PTC	Won by Points Ceiling	PTF	Won by Final Score
PTG	Won by Points Gap	PUN	Won by Punitive Declaration	RSC	Won by Referee Stop Contest
SUP	Won by Superiority	WDR	Won by Withdrawal		



CONTEST RESULTS

比赛成绩 / RÉSULTATS DE CONCOURS

LOPEZ Mark (USA)

defeated

LOPEZ Peter (PER)

PTF 2:1

Colour	Name	NOC Code	Bib No	Total	Rounds				Total Deuk-jeom (points)	Total Deductions
					1	2	3	4		
Chung (Blue)	LOPEZ Peter	PER	92	1	1	0	0		1	0
Hong (Red)	LOPEZ Mark	USA	95	2	2	0	1		3	1

Referee: CHEN Chun Feng (TPE)
Judges: KLAY Thomas (SUI)
ZANETTE Federico (ITA)
CAMPOS Roland (PHI)
ZHAO Lei (CHN)

Description	LOPEZ Peter				LOPEZ Mark			
	Round 1	Round 2	Round 3	Round 4	Round 1	Round 2	Round 3	Round 4
Kyong-go (warning penalty)			1		1		1	
Gam-jeom (deduction penalty)							1	
Offensive kick - 1 point					2		1	
Offensive kick - 2 points								
Defensive kick - 1 point	1							
Defensive kick - 2 points								
Offensive punch								
Defensive punch								
Knock down								

Contest Progress

Round 1	LOPEZ Peter						1		
	LOPEZ Mark			1			K		1
Round 2	LOPEZ Peter								
	LOPEZ Mark								
Round 3	LOPEZ Peter		K						
	LOPEZ Mark			1					K

Legend:					
DSQ	Won by Disqualification	G	Gam-jeom (deduction penalty)	K	Kyong-go (warning penalty)
KO	Won by Knockout	PTC	Won by Points Ceiling	PTF	Won by Final Score
PTG	Won by Points Gap	PUN	Won by Punitive Declaration	RSC	Won by Referee Stop Contest
SUP	Won by Superiority	WDR	Won by Withdrawal		



CONTEST RESULTS

比赛成绩 / RÉSULTATS DE CONCOURS

SON Taejin (KOR)

defeated

SUNG Yu-Chi (TPE)

PTF 7:6

Colour	Name	NOC Code	Bib No	Total	Rounds				Total Deuk-jeom (points)	Total Deductions
					1	2	3	4		
Chung (Blue)	SON Taejin	KOR	86	7	2	2	3		7	0
Hong (Red)	SUNG Yu-Chi	TPE	93	6	2	2	2		6	0

Referee: NOWICKI Dariusz Grzegorz (POL)
Judges: PENA ARCHNIEGAS Sandra Magally (COL)
CHELBAT Chakir (SWE)
LOIACONO Samuel (AUS)
MARTINS Paulo (POR)

Description	SON Taejin				SUNG Yu-Chi			
	Round 1	Round 2	Round 3	Round 4	Round 1	Round 2	Round 3	Round 4
Kyong-go (warning penalty)		1					1	
Gam-jeom (deduction penalty)								
Offensive kick - 1 point	2	2	3					
Offensive kick - 2 points								
Defensive kick - 1 point					2	2	2	
Defensive kick - 2 points								
Offensive punch								
Defensive punch								
Knock down								

Contest Progress

Round 1	SON Taejin		1					1
	SUNG Yu-Chi		1	1				
Round 2	SON Taejin			1		K		1
	SUNG Yu-Chi						1	1
Round 3	SON Taejin		1			1		1
	SUNG Yu-Chi		1			K 1		

Legend:					
DSQ	Won by Disqualification	G	Gam-jeom (deduction penalty)	K	Kyong-go (warning penalty)
KO	Won by Knockout	PTC	Won by Points Ceiling	PTF	Won by Final Score
PTG	Won by Points Gap	PUN	Won by Punitive Declaration	RSC	Won by Referee Stop Contest
SUP	Won by Superiority	WDR	Won by Withdrawal		



CONTEST RESULTS

比赛成绩 / RÉSULTATS DE CONCOURS

MANZ Daniel (GER) defeated BAHAVE Nesar Ahmad (AFG) PTF 4:3

Colour	Name	NOC Code	Bib No	Total	Rounds				Total Deuk-jeom (points)	Total Deductions
					1	2	3	4		
Chung (Blue)	BAHAVE Nesar Ahmad	AFG	81	3	2	1	0		3	0
Hong (Red)	MANZ Daniel	GER	84	4	2	0	2		4	0

Referee: ADAM Rosa Maria (MEX)
Judges: CHELBAT Chakir (SWE)
ANDRIYEVSKYY Valeriy (UKR)
HEMWONNO Jatuporn (THA)
NAGANO Osamu (JPN)

Description	BAHAVE Nesar Ahmad				MANZ Daniel			
	Round 1	Round 2	Round 3	Round 4	Round 1	Round 2	Round 3	Round 4
Kyong-go (warning penalty)								
Gam-jeom (deduction penalty)								
Offensive kick - 1 point	1	1					1	
Offensive kick - 2 points								
Defensive kick - 1 point	1				2		1	
Defensive kick - 2 points								
Offensive punch								
Defensive punch								
Knock down								

Contest Progress

Round 1	BAHAVE Nesar Ahmad	1						1
	MANZ Daniel						1	1
Round 2	BAHAVE Nesar Ahmad							1
	MANZ Daniel							
Round 3	BAHAVE Nesar Ahmad							
	MANZ Daniel			1	1			

Legend:					
DSQ	Won by Disqualification	G	Gam-jeom (deduction penalty)	K	Kyong-go (warning penalty)
KO	Won by Knockout	PTC	Won by Points Ceiling	PTF	Won by Final Score
PTG	Won by Points Gap	PUN	Won by Punitive Declaration	RSC	Won by Referee Stop Contest
SUP	Won by Superiority	WDR	Won by Withdrawal		



CONTEST RESULTS

比赛成绩 / RÉSULTATS DE CONCOURS

TAZEGUL Servet (TUR) defeated BEKKERS Dennis (NED) PTF 3:2

Colour	Name	NOC Code	Bib No	Total	Rounds				Total Deuk-jeom (points)	Total Deductions
					1	2	3	4		
Chung (Blue)	TAZEGUL Servet	TUR	94	3	0	1	2		3	0
Hong (Red)	BEKKERS Dennis	NED	89	2	0	0	2		2	0

Referee: OH Il Nam (INA)
Judges: BARHOUMI Abdessattar (TUN)
CAMPOS Roland (PHI)
CHEN Chun Feng (TPE)
PRESTON Leon (USA)

Description	TAZEGUL Servet				BEKKERS Dennis			
	Round 1	Round 2	Round 3	Round 4	Round 1	Round 2	Round 3	Round 4
Kyong-go (warning penalty)	1				1			
Gam-jeom (deduction penalty)								
Offensive kick - 1 point		1					2	
Offensive kick - 2 points								
Defensive kick - 1 point			2					
Defensive kick - 2 points								
Offensive punch								
Defensive punch								
Knock down								

Contest Progress

Round 1	TAZEGUL Servet							K
	BEKKERS Dennis							K
Round 2	TAZEGUL Servet						1	
	BEKKERS Dennis							
Round 3	TAZEGUL Servet					1		1
	BEKKERS Dennis			1		1		

Legend:					
DSQ	Won by Disqualification	G	Gam-jeom (deduction penalty)	K	Kyong-go (warning penalty)
KO	Won by Knockout	PTC	Won by Points Ceiling	PTF	Won by Final Score
PTG	Won by Points Gap	PUN	Won by Punitive Declaration	RSC	Won by Referee Stop Contest
SUP	Won by Superiority	WDR	Won by Withdrawal		



CONTEST RESULTS

比赛成绩 / RÉSULTATS DE CONCOURS

SUNG Yu-Chi (TPE)

defeated

MANZ Daniel (GER)

PTF 4:3

Colour	Name	NOC Code	Bib No	Total	Rounds				Total Deuk-jeom (points)	Total Deductions
					1	2	3	4		
Chung (Blue)	MANZ Daniel	GER	84	3	0	1	2		3	0
Hong (Red)	SUNG Yu-Chi	TPE	93	4	0	2	2		4	0

Referee: PRESTON Leon (USA)
Judges: KLAY Thomas (SUI)
YU Myung Ok (CAN)
CAMPOS Roland (PHI)
ADAM Rosa Maria (MEX)

Description	MANZ Daniel				SUNG Yu-Chi			
	Round 1	Round 2	Round 3	Round 4	Round 1	Round 2	Round 3	Round 4
Kyong-go (warning penalty)			1				1	
Gam-jeom (deduction penalty)								
Offensive kick - 1 point			1			1		
Offensive kick - 2 points								
Defensive kick - 1 point		1	1			1	2	
Defensive kick - 2 points								
Offensive punch								
Defensive punch								
Knock down								

Contest Progress

Round 1	MANZ Daniel								
	SUNG Yu-Chi								
Round 2	MANZ Daniel		1						
	SUNG Yu-Chi		1	1					
Round 3	MANZ Daniel				1			1	K
	SUNG Yu-Chi				1			1	K

Legend:					
DSQ	Won by Disqualification	G	Gam-jeom (deduction penalty)	K	Kyong-go (warning penalty)
KO	Won by Knockout	PTC	Won by Points Ceiling	PTF	Won by Final Score
PTG	Won by Points Gap	PUN	Won by Punitive Declaration	RSC	Won by Referee Stop Contest
SUP	Won by Superiority	WDR	Won by Withdrawal		



CONTEST RESULTS

比赛成绩 / RÉSULTATS DE CONCOURS

TAZEGUL Servet (TUR)

defeated

LOPEZ Peter (PER)

PTF 1:0

Colour	Name	NOC Code	Bib No	Total	Rounds				Total Deuk-jeom (points)	Total Deductions
					1	2	3	4		
Chung (Blue)	LOPEZ Peter	PER	92	0	0	0	0		0	0
Hong (Red)	TAZEGUL Servet	TUR	94	1	1	0	1		2	1

Referee: ZHAO Lei (CHN)
Judges: NAGANO Osamu (JPN)
KIM MORALES Sue Jionschyon (GUA)
ARBABI BALUCHESTAN Shahram (IRI)
COLEUX Thierry (FRA)

Description	LOPEZ Peter				TAZEGUL Servet			
	Round 1	Round 2	Round 3	Round 4	Round 1	Round 2	Round 3	Round 4
Kyong-go (warning penalty)		1					3	
Gam-jeom (deduction penalty)							1	
Offensive kick - 1 point								
Offensive kick - 2 points								
Defensive kick - 1 point					1		1	
Defensive kick - 2 points								
Offensive punch								
Defensive punch								
Knock down								

Contest Progress

Round 1	LOPEZ Peter								
	TAZEGUL Servet			1					
Round 2	LOPEZ Peter						K		
	TAZEGUL Servet								
Round 3	LOPEZ Peter								
	TAZEGUL Servet			1					K KK

Legend:

DSQ	Won by Disqualification	G	Gam-jeom (deduction penalty)	K	Kyong-go (warning penalty)
KO	Won by Knockout	PTC	Won by Points Ceiling	PTF	Won by Final Score
PTG	Won by Points Gap	PUN	Won by Punitive Declaration	RSC	Won by Referee Stop Contest
SUP	Won by Superiority	WDR	Won by Withdrawal		



CONTEST RESULTS

比赛成绩 / RÉSULTATS DE CONCOURS

SON Taejin (KOR) defeated LOPEZ Mark (USA) PTF 3:2

Colour	Name	NOC Code	Bib No	Total	Rounds				Total Deuk-jeom (points)	Total Deductions
					1	2	3	4		
Chung (Blue)	LOPEZ Mark	USA	95	2	0	1	1		2	0
Hong (Red)	SON Taejin	KOR	86	3	2	0	2		4	1

Referee: NAVARRO INGLES Carmen (ESP)
Judges: NOWICKI Dariusz Grzegorz (POL)
ANDRIYEVSKYY Valeriy (UKR)
CHELBAT Chakir (SWE)
BARHOUMI Abdessattar (TUN)

Description	LOPEZ Mark				SON Taejin			
	Round 1	Round 2	Round 3	Round 4	Round 1	Round 2	Round 3	Round 4
Kyong-go (warning penalty)			1		1	1		
Gam-jeom (deduction penalty)						1		
Offensive kick - 1 point			1				1	
Offensive kick - 2 points								
Defensive kick - 1 point		1			2		1	
Defensive kick - 2 points								
Offensive punch								
Defensive punch								
Knock down								

Contest Progress

Round 1	LOPEZ Mark							
	SON Taejin		1			1		K
Round 2	LOPEZ Mark			1				
	SON Taejin							K
Round 3	LOPEZ Mark					K 1		
	SON Taejin					1		1

Legend:					
DSQ	Won by Disqualification	G	Gam-jeom (deduction penalty)	K	Kyong-go (warning penalty)
KO	Won by Knockout	PTC	Won by Points Ceiling	PTF	Won by Final Score
PTG	Won by Points Gap	PUN	Won by Punitive Declaration	RSC	Won by Referee Stop Contest
SUP	Won by Superiority	WDR	Won by Withdrawal		



ENTRY LIST BY WEIGHT CATEGORY As of 23 AUG 2008
各級別報名單 / LISTE D'ENTRÉE PAR CATÉGORIE DU POIDS

NOC	Bib Number	Name	Date of Birth	Height m/ft in
AZE - Azerbaijan	97	AHMADOV Rashad	5 JAN 1982	1.84/6'0"
CAN - Canada	98	MICHAUD Sebastien	7 MAY 1987	1.85/6'1"
CHN - People's Republic of China	99	ZHU Guo	14 JUN 1985	1.87/6'2"
CIV - The Republic of Côte d'Ivoire	100	KONAN N'guessan Sebastien	1 JAN 1980	1.85/6'1"
GAB - Gabon	101	BAGUISSI Lionel	5 JUN 1974	1.86/6'1"
GBR - Great Britain	102	COOK Aaron	2 JAN 1991	1.83/6'0"
HON - Honduras	103	FERRERA RODRIGUEZ Miguel	25 MAY 1981	1.80/5'11"
IRI - Islamic Republic of Iran	104	SAEI Hadi	10 JUN 1976	1.82/6'0"
ITA - Italy	105	SARMIENTO Mauro	10 APR 1983	1.96/6'5"
MHL - Marshall Islands	106	JASON Anju	21 NOV 1987	1.78/5'10"
NEP - Nepal	107	BISTA Deepak	2 JUL 1976	1.71/5'7"
PUR - Puerto Rico	108	ROMAN MARTINEZ Angel	11 JUL 1984	1.92/6'4"
QAT - Qatar	109	SARHAN Abdulqader Hikmat A	19 AUG 1987	1.80/5'11"
TUR - Turkey	110	TANRIKULU Bahri	16 MAR 1980	1.85/6'1"
USA - United States of America	111	LOPEZ Steven	9 NOV 1978	1.91/6'3"
VEN - Venezuela	112	VASQUEZ CARVAJAL Carlos	19 DEC 1982	1.90/6'3"

Note:
All changes are available in INFO



RESULTS

各级别竞赛成绩表 / CLASSEMENT DES RÉSULTATS

Bib No	Name	NOC Code	Quarterfinal	Semifinal	Gold Medal	Gold Medallist
101	BAGUISSI Lionel	GAB				
112	VASQUEZ CARVAJAL Carlos	VEN	VASQUEZ C. C PTF 5:0			
102	COOK Aaron	GBR		COOK A PTF 5:2		
106	JASON Anju	MHL	COOK A PTG 7:0			
Pool A						
110	TANRIKULU Bahri	TUR			SARMIENTO M PTF 6:5	
111	LOPEZ Steven	USA	LOPEZ S PTF 3:0			
105	SARMIENTO Mauro	ITA		SARMIENTO M PTF 2:1		
100	KONAN N'guessan Sebastien	CIV	SARMIENTO M PTF 4:1			
109	SARHAN Abdulqader Hikmat A	QAT				SAEI Hadi PTF 6:4
97	AHMADOV Rashad	AZE	AHMADOV R PTF 5:0			
98	MICHAUD Sebastien	CAN		AHMADOV R SUP 0:0		
108	ROMAN MARTINEZ Angel	PUR	MICHAUD S PTF 2:1			
Pool B						
103	FERRERA RODRIGUEZ Miguel	HON			SAEI H PTF 4:1	
99	ZHU Guo	CHN	ZHU G PTF 3:1			
107	BISTA Deepak	NEP		SAEI H PTF 3:2		
104	SAEI Hadi	IRI	SAEI H PTG 7:0			

Classification	
1	SAEI IRI
2	SARMIENTO ITA
3	LOPEZ USA
3	ZHU CHN
5	AHMADOV AZE
5	COOK GBR
7	BISTA NEP
7	KONAN CIV

REPECHAGE

RC1

Bronze

102	COOK Aaron	GBR			
99	ZHU Guo	CHN		ZHU Guo PTF 4:1	
107	BISTA Deepak	NEP	ZHU G PTF 6:2		
100	KONAN N'guessan Sebastien	CIV			
111	LOPEZ Steven	USA	LOPEZ S PTF 3:0		
97	AHMADOV Rashad	AZE		LOPEZ Steven PTF 3:2	

Legend:					
DSQ	Won by Disqualification	KO	Won by Knockout	PTC	Won by Points Ceiling
PTF	Won by Final Score	PTG	Won by Points Gap	PUN	Won by Punitive Declaration
RCn	Repechage n	RSC	Won by Referee Stop Contest	SUP	Won by Superiority
WDR	Won by Withdrawal				



CONTEST RESULTS

比赛成绩 / RÉSULTATS DE CONCOURS

COOK Aaron (GBR) defeated VASQUEZ CARVAJAL Carlos (VEN) PTF 5:2

Colour	Name	NOC Code	Bib No	Total	Rounds				Total Deuk-jeom (points)	Total Deductions
					1	2	3	4		
Chung (Blue)	VASQUEZ CARVAJAL Carlos	VEN	112	2	0	1	1		2	0
Hong (Red)	COOK Aaron	GBR	102	5	3	2	1		6	1

Referee: CAMPOS Roland (PHI)
Judges: HEMWONNO Jatuporn (THA)
BARHOUMI Abdessattar (TUN)
LOIACONO Samuel (AUS)
ARBABI BALUCHESTAN Shahram (IRI)

Description	VASQUEZ CARVAJAL Carlos				COOK Aaron			
	Round 1	Round 2	Round 3	Round 4	Round 1	Round 2	Round 3	Round 4
Kyong-go (warning penalty)						1	2	
Gam-jeom (deduction penalty)							1	
Offensive kick - 1 point			1		1			
Offensive kick - 2 points						1		
Defensive kick - 1 point		1			2		1	
Defensive kick - 2 points								
Offensive punch								
Defensive punch								
Knock down								

Contest Progress

Round 1	VASQUEZ CARVAJAL Carlos								
	COOK Aaron	1	1						1
Round 2	VASQUEZ CARVAJAL Carlos			1					
	COOK Aaron				K	2			
Round 3	VASQUEZ CARVAJAL Carlos						1		
	COOK Aaron				1			K	K

Legend:					
DSQ	Won by Disqualification	G	Gam-jeom (deduction penalty)	K	Kyong-go (warning penalty)
KO	Won by Knockout	PTC	Won by Points Ceiling	PTF	Won by Final Score
PTG	Won by Points Gap	PUN	Won by Punitive Declaration	RSC	Won by Referee Stop Contest
SUP	Won by Superiority	WDR	Won by Withdrawal		



CONTEST RESULTS
比赛成绩 / RÉSULTATS DE CONCOURS

SARMIENTO Mauro (ITA) defeated LOPEZ Steven (USA) PTF 2:1

Colour	Name	NOC Code	Bib No	Total	Rounds				Total Deuk-jeom (points)	Total Deductions
					1	2	3	4		
Chung (Blue)	LOPEZ Steven	USA	111	1	1	1	0	0	2	1
Hong (Red)	SARMIENTO Mauro	ITA	105	2	0	0	1	1	2	0

Referee: OH Il Nam (INA)
Judges: BENALI Youssef (MAR)
LEE Thiam Huat (SIN)
NAGANO Osamu (JPN)
CHEN Chun Feng (TPE)

Description	LOPEZ Steven				SARMIENTO Mauro			
	Round 1	Round 2	Round 3	Round 4	Round 1	Round 2	Round 3	Round 4
Kyong-go (warning penalty)		1	1		1			
Gam-jeom (deduction penalty)			1					
Offensive kick - 1 point								
Offensive kick - 2 points								
Defensive kick - 1 point	1	1					1	1
Defensive kick - 2 points								
Offensive punch								
Defensive punch								
Knock down								

Contest Progress

Round 1	LOPEZ Steven	1	
	SARMIENTO Mauro		K
Round 2	LOPEZ Steven	1	
	SARMIENTO Mauro		K
Round 3	LOPEZ Steven		K
	SARMIENTO Mauro	1	
Round 4	LOPEZ Steven		
	SARMIENTO Mauro		1

Legend:					
DSQ	Won by Disqualification	G	Gam-jeom (deduction penalty)	K	Kyong-go (warning penalty)
KO	Won by Knockout	PTC	Won by Points Ceiling	PTF	Won by Final Score
PTG	Won by Points Gap	PUN	Won by Punitive Declaration	RSC	Won by Referee Stop Contest
SUP	Won by Superiority	WDR	Won by Withdrawal		



CONTEST RESULTS

比赛成绩 / RÉSULTATS DE CONCOURS

AHMADOV Rashad (AZE)

defeated

MICHAUD Sebastien (CAN)

SUP 0:0

Colour	Name	NOC Code	Bib No	Total	Rounds				Total Deuk-jeom (points)	Total Deductions
					1	2	3	4		
Chung (Blue)	AHMADOV Rashad	AZE	97	0	1	0	0	0	1	1
Hong (Red)	MICHAUD Sebastien	CAN	98	0	0	0	0	0	0	0

Referee: LOIACONO Samuel (AUS)
Judges: HEMWONNO Jatuporn (THA)
OTHMAN Ahmad (JOR)
BARHOUMI Abdessattar (TUN)
CAMPOS Roland (PHI)

Description	AHMADOV Rashad				MICHAUD Sebastien			
	Round 1	Round 2	Round 3	Round 4	Round 1	Round 2	Round 3	Round 4
Kyong-go (warning penalty)	2						1	1
Gam-jeom (deduction penalty)	1							
Offensive kick - 1 point								
Offensive kick - 2 points								
Defensive kick - 1 point	1							
Defensive kick - 2 points								
Offensive punch								
Defensive punch								
Knock down								

Contest Progress

Round 1	AHMADOV Rashad		K	K	1	
	MICHAUD Sebastien					
Round 2	AHMADOV Rashad					
	MICHAUD Sebastien					
Round 3	AHMADOV Rashad					
	MICHAUD Sebastien				K	
Round 4	AHMADOV Rashad					
	MICHAUD Sebastien					K

Legend:					
DSQ	Won by Disqualification	G	Gam-jeom (deduction penalty)	K	Kyong-go (warning penalty)
KO	Won by Knockout	PTC	Won by Points Ceiling	PTF	Won by Final Score
PTG	Won by Points Gap	PUN	Won by Punitive Declaration	RSC	Won by Referee Stop Contest
SUP	Won by Superiority	WDR	Won by Withdrawal		



CONTEST RESULTS

比赛成绩 / RÉSULTATS DE CONCOURS

SAEI Hadi (IRI) defeated ZHU Guo (CHN)

PTF 3:2

Colour	Name	NOC Code	Bib No	Total	Rounds				Total Deuk-jeom (points)	Total Deductions
					1	2	3	4		
Chung (Blue)	ZHU Guo	CHN	99	2	0	0	2		2	0
Hong (Red)	SAEI Hadi	IRI	104	3	0	1	2		3	0

Referee: NOWICKI Dariusz Grzegorz (POL)
Judges: SHEYKA Vladimir (RUS)
KIM MORALES Sue Jionschyon (GUA)
HUBER Christian (AUT)
ZANETTE Federico (ITA)

Description	ZHU Guo				SAEI Hadi			
	Round 1	Round 2	Round 3	Round 4	Round 1	Round 2	Round 3	Round 4
Kyong-go (warning penalty)							1	
Gam-jeom (deduction penalty)								
Offensive kick - 1 point			1			1	1	
Offensive kick - 2 points								
Defensive kick - 1 point			1				1	
Defensive kick - 2 points								
Offensive punch								
Defensive punch								
Knock down								

Contest Progress

Round 1	ZHU Guo	
	SAEI Hadi	
Round 2	ZHU Guo	
	SAEI Hadi	1
Round 3	ZHU Guo	1
	SAEI Hadi	1
		1
		K 1

Legend:					
DSQ	Won by Disqualification	G	Gam-jeom (deduction penalty)	K	Kyong-go (warning penalty)
KO	Won by Knockout	PTC	Won by Points Ceiling	PTF	Won by Final Score
PTG	Won by Points Gap	PUN	Won by Punitive Declaration	RSC	Won by Referee Stop Contest
SUP	Won by Superiority	WDR	Won by Withdrawal		



CONTEST RESULTS

比赛成绩 / RÉSULTATS DE CONCOURS

SARMIENTO Mauro (ITA)

defeated

COOK Aaron (GBR)

PTF 6:5

Colour	Name	NOC Code	Bib No	Total	Rounds				Total Deuk-jeom (points)	Total Deductions
					1	2	3	4		
Chung (Blue)	COOK Aaron	GBR	102	5	1	2	2		5	0
Hong (Red)	SARMIENTO Mauro	ITA	105	6	2	1	3		6	0

Referee: PRESTON Leon (USA)
Judges: NAVARRO INGLES Carmen (ESP)
OETJENS Thekla (GER)
BANG Kyung Ae (KOR)
LEE Thiam Huat (SIN)

Description	COOK Aaron				SARMIENTO Mauro			
	Round 1	Round 2	Round 3	Round 4	Round 1	Round 2	Round 3	Round 4
Kyong-go (warning penalty)							1	
Gam-jeom (deduction penalty)								
Offensive kick - 1 point	1	2	2					
Offensive kick - 2 points								
Defensive kick - 1 point					2	1	3	
Defensive kick - 2 points								
Offensive punch								
Defensive punch								
Knock down								

Contest Progress

Round 1	COOK Aaron	1						
	SARMIENTO Mauro		1			1		
Round 2	COOK Aaron			1				1
	SARMIENTO Mauro			1				
Round 3	COOK Aaron					1	1	
	SARMIENTO Mauro			1			1	1

Legend:

DSQ	Won by Disqualification	G	Gam-jeom (deduction penalty)	K	Kyong-go (warning penalty)
KO	Won by Knockout	PTC	Won by Points Ceiling	PTF	Won by Final Score
PTG	Won by Points Gap	PUN	Won by Punitive Declaration	RSC	Won by Referee Stop Contest
SUP	Won by Superiority	WDR	Won by Withdrawal		



CONTEST RESULTS

比赛成绩 / RÉSULTATS DE CONCOURS

SAEI Hadi (IRI) defeated AHMADOV Rashad (AZE) PTF 4:1

Colour	Name	NOC Code	Bib No	Total	Rounds				Total Deuk-jeom (points)	Total Deductions
					1	2	3	4		
Chung (Blue)	AHMADOV Rashad	AZE	97	1	0	1	0		1	0
Hong (Red)	SAEI Hadi	IRI	104	4	0	1	3		4	0

Referee: YU Myung Ok (CAN)
Judges: BARHOUMI Abdessattar (TUN)
LOIACONO Samuel (AUS)
BENALI Youssef (MAR)
PENA ARCHNIEGAS Sandra Magally (COL)

Description	AHMADOV Rashad				SAEI Hadi			
	Round 1	Round 2	Round 3	Round 4	Round 1	Round 2	Round 3	Round 4
Kyong-go (warning penalty)							1	
Gam-jeom (deduction penalty)								
Offensive kick - 1 point						1	1	
Offensive kick - 2 points								
Defensive kick - 1 point		1					2	
Defensive kick - 2 points								
Offensive punch								
Defensive punch								
Knock down								

Contest Progress

Round 1	AHMADOV Rashad								
	SAEI Hadi								
Round 2	AHMADOV Rashad						1		
	SAEI Hadi						1		
Round 3	AHMADOV Rashad								
	SAEI Hadi	1				1		1	K

Legend:					
DSQ	Won by Disqualification	G	Gam-jeom (deduction penalty)	K	Kyong-go (warning penalty)
KO	Won by Knockout	PTC	Won by Points Ceiling	PTF	Won by Final Score
PTG	Won by Points Gap	PUN	Won by Punitive Declaration	RSC	Won by Referee Stop Contest
SUP	Won by Superiority	WDR	Won by Withdrawal		



CONTEST RESULTS

比赛成绩 / RÉSULTATS DE CONCOURS

LOPEZ Steven (USA) defeated KONAN N'guessan Sebastien (CIV) PTF 3:0

Colour	Name	NOC Code	Bib No	Total	Rounds				Total Deuk-jeom (points)	Total Deductions
					1	2	3	4		
Chung (Blue)	KONAN N'guessan Sebastien	CIV	100	0	0	1	0		1	1
Hong (Red)	LOPEZ Steven	USA	111	3	3	0	0		3	0

Referee: KLAY Thomas (SUI)
Judges: BANG Kyung Ae (KOR)
COLEUX Thierry (FRA)
ZANETTE Federico (ITA)
HEMWONNO Jatuporn (THA)

Description	KONAN N'guessan Sebastien				LOPEZ Steven			
	Round 1	Round 2	Round 3	Round 4	Round 1	Round 2	Round 3	Round 4
Kyong-go (warning penalty)		2						
Gam-jeom (deduction penalty)		1						
Offensive kick - 1 point								
Offensive kick - 2 points								
Defensive kick - 1 point		1			3			
Defensive kick - 2 points								
Offensive punch								
Defensive punch								
Knock down								

Contest Progress

Round 1	KONAN N'guessan Sebastien							
	LOPEZ Steven		1		1			1
Round 2	KONAN N'guessan Sebastien	K			1			K
	LOPEZ Steven							
Round 3	KONAN N'guessan Sebastien							
	LOPEZ Steven							

Legend:					
DSQ	Won by Disqualification	G	Gam-jeom (deduction penalty)	K	Kyong-go (warning penalty)
KO	Won by Knockout	PTC	Won by Points Ceiling	PTF	Won by Final Score
PTG	Won by Points Gap	PUN	Won by Punitive Declaration	RSC	Won by Referee Stop Contest
SUP	Won by Superiority	WDR	Won by Withdrawal		



CONTEST RESULTS

比赛成绩 / RÉSULTATS DE CONCOURS

ZHU Guo (CHN)

defeated

BISTA Deepak (NEP)

PTF 6:2

Colour	Name	NOC Code	Bib No	Total	Rounds				Total Deuk-jeom (points)	Total Deductions
					1	2	3	4		
Chung (Blue)	ZHU Guo	CHN	99	6	1	3	2		6	0
Hong (Red)	BISTA Deepak	NEP	107	2	0	1	1		2	0

Referee: BENALI Youssef (MAR)
Judges: NAVARRO INGLES Carmen (ESP)
KIM MORALES Sue Jionschyon (GUA)
PRESTON Leon (USA)
MARTINS Paulo (POR)

Description	ZHU Guo				BISTA Deepak			
	Round 1	Round 2	Round 3	Round 4	Round 1	Round 2	Round 3	Round 4
Kyong-go (warning penalty)		1						
Gam-jeom (deduction penalty)								
Offensive kick - 1 point	1	1	1				1	
Offensive kick - 2 points								
Defensive kick - 1 point			1					
Defensive kick - 2 points		1						
Offensive punch								
Defensive punch						1		
Knock down								

Contest Progress

Round 1	ZHU Guo		1	
	BISTA Deepak			
Round 2	ZHU Guo	1	2 K	
	BISTA Deepak			1
Round 3	ZHU Guo		1	1
	BISTA Deepak		1	

Legend:

DSQ	Won by Disqualification	G	Gam-jeom (deduction penalty)	K	Kyong-go (warning penalty)
KO	Won by Knockout	PTC	Won by Points Ceiling	PTF	Won by Final Score
PTG	Won by Points Gap	PUN	Won by Punitive Declaration	RSC	Won by Referee Stop Contest
SUP	Won by Superiority	WDR	Won by Withdrawal		



CONTEST RESULTS

比赛成绩 / RÉSULTATS DE CONCOURS

LOPEZ Steven (USA)

defeated

AHMADOV Rashad (AZE)

PTF 3:2

Colour	Name	NOC Code	Bib No	Total	Rounds				Total Deuk-jeom (points)	Total Deductions
					1	2	3	4		
Chung (Blue)	LOPEZ Steven	USA	111	3	2	0	1		3	0
Hong (Red)	AHMADOV Rashad	AZE	97	2	2	0	0		2	0

Referee: CAMPOS Roland (PHI)

Judges: ZHAO Lei (CHN)

LEE Thiam Huat (SIN)

BANG Kyung Ae (KOR)

BENALI Youssef (MAR)

Description	LOPEZ Steven				AHMADOV Rashad			
	Round 1	Round 2	Round 3	Round 4	Round 1	Round 2	Round 3	Round 4
Kyong-go (warning penalty)		1			1			
Gam-jeom (deduction penalty)								
Offensive kick - 1 point					2			
Offensive kick - 2 points								
Defensive kick - 1 point	2		1					
Defensive kick - 2 points								
Offensive punch								
Defensive punch								
Knock down								

Contest Progress

Round 1	LOPEZ Steven	1	1
	AHMADOV Rashad	1 K	1
Round 2	LOPEZ Steven		K
	AHMADOV Rashad		
Round 3	LOPEZ Steven		1
	AHMADOV Rashad		

Legend:

DSQ Won by Disqualification
KO Won by Knockout
PTG Won by Points Gap
SUP Won by Superiority

G Gam-jeom (deduction penalty)
PTC Won by Points Ceiling
PUN Won by Punitive Declaration
WDR Won by Withdrawal

K Kyong-go (warning penalty)
PTF Won by Final Score
RSC Won by Referee Stop Contest



CONTEST RESULTS

比赛成绩 / RÉSULTATS DE CONCOURS

ZHU Guo (CHN) defeated COOK Aaron (GBR)

PTF 4:1

Colour	Name	NOC Code	Bib No	Total	Rounds				Total Deuk-jeom (points)	Total Deductions
					1	2	3	4		
Chung (Blue)	COOK Aaron	GBR	102	1	0	0	2		2	1
Hong (Red)	ZHU Guo	CHN	99	4	1	1	2		4	0

Referee: ADAM Rosa Maria (MEX)
Judges: NAGANO Osamu (JPN)
ANDRIYEVSKYY Valeriy (UKR)
OH Il Nam (INA)
MARTINS Paulo (POR)

Description	COOK Aaron				ZHU Guo			
	Round 1	Round 2	Round 3	Round 4	Round 1	Round 2	Round 3	Round 4
Kyong-go (warning penalty)	1	1						
Gam-jeom (deduction penalty)		1						
Offensive kick - 1 point			2		1		1	
Offensive kick - 2 points								
Defensive kick - 1 point						1	1	
Defensive kick - 2 points								
Offensive punch								
Defensive punch								
Knock down								

Contest Progress

Round 1	COOK Aaron							K
	ZHU Guo					1		
Round 2	COOK Aaron							K
	ZHU Guo			1				
Round 3	COOK Aaron		1	1				
	ZHU Guo		1			1		

Legend:					
DSQ	Won by Disqualification	G	Gam-jeom (deduction penalty)	K	Kyong-go (warning penalty)
KO	Won by Knockout	PTC	Won by Points Ceiling	PTF	Won by Final Score
PTG	Won by Points Gap	PUN	Won by Punitive Declaration	RSC	Won by Referee Stop Contest
SUP	Won by Superiority	WDR	Won by Withdrawal		



CONTEST RESULTS

比赛成绩 / RÉSULTATS DE CONOURS

SAEI Hadi (IRI) defeated SARMIENTO Mauro (ITA) PTF 6:4

Colour	Name	NOC Code	Bib No	Total	Rounds				Total Deuk-jeom (points)	Total Deductions
					1	2	3	4		
Chung (Blue)	SARMIENTO Mauro	ITA	105	4	4	0	0		4	0
Hong (Red)	SAEI Hadi	IRI	104	6	2	2	2		6	0

Referee: PRESTON Leon (USA)
Judges: LEE Thiam Huat (SIN)
NOWICKI Dariusz Grzegorz (POL)
CHEN Chun Feng (TPE)
ANDRIYEVSKYY Valeriy (UKR)

Description	SARMIENTO Mauro				SAEI Hadi			
	Round 1	Round 2	Round 3	Round 4	Round 1	Round 2	Round 3	Round 4
Kyong-go (warning penalty)						1		
Gam-jeom (deduction penalty)								
Offensive kick - 1 point					1		1	
Offensive kick - 2 points	1							
Defensive kick - 1 point					1	2	1	
Defensive kick - 2 points	1							
Offensive punch								
Defensive punch								
Knock down								

Contest Progress

Round 1	SARMIENTO Mauro						2	2	
	SAEI Hadi					1			1
Round 2	SARMIENTO Mauro								
	SAEI Hadi					K	1		1
Round 3	SARMIENTO Mauro								
	SAEI Hadi		1			1			

Legend:					
DSQ	Won by Disqualification	G	Gam-jeom (deduction penalty)	K	Kyong-go (warning penalty)
KO	Won by Knockout	PTC	Won by Points Ceiling	PTF	Won by Final Score
PTG	Won by Points Gap	PUN	Won by Punitive Declaration	RSC	Won by Referee Stop Contest
SUP	Won by Superiority	WDR	Won by Withdrawal		



ENTRY LIST BY WEIGHT CATEGORY As of 23 AUG 2008
各级别报名名单 / LISTE D'ENTRÉE PAR CATÉGORIE DU POIDS

NOC	Bib Number	Name	Date of Birth	Height m/ft in
CHN - People's Republic of China	113	LIU Xiaobo	16 JAN 1984	2.00/6'7"
CRC - Costa Rica	114	MOITLAND Kristopher	2 SEP 1983	1.85/6'1"
CUB - Cuba	115	MATOS Angel Valodia	24 DEC 1976	1.93/6'4"
ESP - Spain	116	GARCIA Jon	22 SEP 1977	1.95/6'5"
FRA - France	117	BOROT Mickael Justin	31 MAY 1975	1.85/6'1"
GRE - Greece	118	NIKOLAIDIS Alexandros	17 OCT 1979	2.01/6'7"
ITA - Italy	119	BASILE Leonardo	12 MAY 1983	1.85/6'1"
KAZ - Kazakhstan	120	CHILMANOV Arman	20 APR 1984	1.90/6'3"
KOR - Korea	121	CHA Dongmin	24 AUG 1986	
MAR - Morocco	122	ZROURI Abdelkader	20 SEP 1976	
MLI - Mali	123	KEITA Daba Modibo	5 APR 1981	
NGR - Nigeria	124	CHUKWUMERIJE Chika Yagazie	30 DEC 1983	1.90/6'3"
NZL - New Zealand	125	BEACH Matt	22 DEC 1977	1.92/6'4"
UZB - Uzbekistan	126	IRGASHEV Akmal	16 DEC 1982	1.90/6'3"
VEN - Venezuela	127	DIAZ FALCON Juan Carlos	2 JUN 1981	1.80/5'11"
VIE - Vietnam	128	NGUYEN Van Hung	5 MAY 1980	1.92/6'4"

Note:
All changes are available in INFO



RESULTS

各级别竞赛成绩表 / CLASSEMENT DES RÉSULTATS

Bib No	Name	NOC Code	Quarterfinal	Semifinal	Gold Medal	Gold Medallist
124	CHUKWUMERIJE Chika Yagazie	NGR				
128	NGUYEN Van Hung	VIE	CHUKWUMERIJE CY PTF 3:1			
117	BOROT Mickael Justin	FRA		CHUKWUMERIJE CY PTF 3:2		
123	KEITA Daba Modibo	MLI	KEITA DM PTF 6:5			
Pool A						
118	NIKOLAIDIS Alexandros	GRE			NIKOLAIDIS A PTF 3:2	
120	CHILMANOV Arman	KAZ	NIKOLAIDIS A PTF 4:3			
122	ZROURI Abdelkader	MAR		NIKOLAIDIS A PTF 5:4		
127	DIAZ FALCON Juan Carlos	VEN	ZROURI A KO 2 1:40			
125	BEACH Matt	NZL				CHA Dongmin PTF 5:4
113	LIU Xiaobo	CHN	LIU X PTF 4:1			
119	BASILE Leonardo	ITA		MATOS AV PTF 2:1		
115	MATOS Angel Valodia	CUB	MATOS AV PTF 3:1			
Pool B						
126	IRGASHEV Akmal	UZB			CHA D PTF 1:0	
116	GARCIA Jon	ESP	IRGASHEV A PTF 11:10			
114	MOITLAND Kristopher	CRC		CHA D PTF 2:0		
121	CHA Dongmin	KOR	CHA D PTF 1:-2			

Classification	
1	CHA KOR
2	NIKOLAIDIS GRE
3	CHILMANOV KAZ
3	CHUKWUMERIJE NGR
5	IRGASHEV UZB
5	
7	MOITLAND CRC
7	ZROURI MAR

REPECHAGE

RC1

Bronze

124	CHUKWUMERIJE Chika Yagazie	NGR			
126	IRGASHEV Akmal	UZB		CHUKWUMERIJE Chika Yagazie PTF 4:3	
114	MOITLAND Kristopher	CRC	IRGASHEV A PTF 6:5		
120	CHILMANOV Arman	KAZ			
122	ZROURI Abdelkader	MAR	CHILMANOV A WDR 1 1:28		
115	MATOS Angel Valodia	CUB		CHILMANOV Arman DSQ 2 1:02	

Legend:

DSQ	Won by Disqualification	KO	Won by Knockout	PTC	Won by Points Ceiling
PTF	Won by Final Score	PTG	Won by Points Gap	PUN	Won by Punitive Declaration
RCn	Repechage n	RSC	Won by Referee Stop Contest	SUP	Won by Superiority
WDR	Won by Withdrawal				

For his unsportsmanlike behavior, Angel Valodia MATOS (CUB) has been disqualified (DSQ) from the fifth place in the final classification.



CONTEST RESULTS

比赛成绩 / RÉSULTATS DE CONCOURS

CHUKWUMERIJE Chika Yagazie (NGR) defeated KEITA Daba Modibo (MLI) PTF 3:2

Colour	Name	NOC Code	Bib No	Total	Rounds				Total Deuk-jeom (points)	Total Deductions
					1	2	3	4		
Chung (Blue)	CHUKWUMERIJE Chika Yagazie	NGR	124	3	0	0	3	1	4	1
Hong (Red)	KEITA Daba Modibo	MLI	123	2	0	1	3	0	4	2

Referee: KLAY Thomas (SUI)
Judges: HEMWONNO Jatuporn (THA)
NOWICKI Dariusz Grzegorz (POL)
CHELBAT Chakir (SWE)
NAGANO Osamu (JPN)

Description	CHUKWUMERIJE Chika Yagazie				KEITA Daba Modibo			
	Round 1	Round 2	Round 3	Round 4	Round 1	Round 2	Round 3	Round 4
Kyong-go (warning penalty)	1	1	1	1	2	2		
Gam-jeom (deduction penalty)		1			1	1		
Offensive kick - 1 point						1	3	
Offensive kick - 2 points								
Defensive kick - 1 point			3	1				
Defensive kick - 2 points								
Offensive punch								
Defensive punch								
Knock down								

Contest Progress

Round 1	CHUKWUMERIJE Chika Yagazie							K
	KEITA Daba Modibo				K			K
Round 2	CHUKWUMERIJE Chika Yagazie				K			
	KEITA Daba Modibo		1		K			K
Round 3	CHUKWUMERIJE Chika Yagazie		1	K	1			1
	KEITA Daba Modibo			1	1			1
Round 4	CHUKWUMERIJE Chika Yagazie			K				1
	KEITA Daba Modibo							

Legend:					
DSQ	Won by Disqualification	G	Gam-jeom (deduction penalty)	K	Kyong-go (warning penalty)
KO	Won by Knockout	PTC	Won by Points Ceiling	PTF	Won by Final Score
PTG	Won by Points Gap	PUN	Won by Punitive Declaration	RSC	Won by Referee Stop Contest
SUP	Won by Superiority	WDR	Won by Withdrawal		



CONTEST RESULTS

比赛成绩 / RÉSULTATS DE CONCOURS

NIKOLAIDIS Alexandros (GRE) defeated ZROURI Abdelkader (MAR) PTF 5:4

Colour	Name	NOC Code	Bib No	Total	Rounds				Total Deuk-jeom (points)	Total Deductions
					1	2	3	4		
Chung (Blue)	NIKOLAIDIS Alexandros	GRE	118	5	2	0	4		6	1
Hong (Red)	ZROURI Abdelkader	MAR	122	4	0	2	3		5	1

Referee: OH Il Nam (INA)
Judges: LEE Thiam Huat (SIN)
PENA ARCHNIEGAS Sandra Magally (COL)
CHEN Chun Feng (TPE)
ARBABI BALUCHESTAN Shahram (IRI)

Description	NIKOLAIDIS Alexandros				ZROURI Abdelkader			
	Round 1	Round 2	Round 3	Round 4	Round 1	Round 2	Round 3	Round 4
Kyong-go (warning penalty)	1		1		2			
Gam-jeom (deduction penalty)			1		1			
Offensive kick - 1 point			1			2	2	
Offensive kick - 2 points								
Defensive kick - 1 point	2		3				1	
Defensive kick - 2 points								
Offensive punch								
Defensive punch								
Knock down								

Contest Progress

Round 1	NIKOLAIDIS Alexandros		1		K			1
	ZROURI Abdelkader		K		K			
Round 2	NIKOLAIDIS Alexandros							
	ZROURI Abdelkader		1					1
Round 3	NIKOLAIDIS Alexandros	1	1		1	K	1	
	ZROURI Abdelkader	1			1	1		

Legend:					
DSQ	Won by Disqualification	G	Gam-jeom (deduction penalty)	K	Kyong-go (warning penalty)
KO	Won by Knockout	PTC	Won by Points Ceiling	PTF	Won by Final Score
PTG	Won by Points Gap	PUN	Won by Punitive Declaration	RSC	Won by Referee Stop Contest
SUP	Won by Superiority	WDR	Won by Withdrawal		



CONTEST RESULTS
比赛成绩 / RÉSULTATS DE CONCOURS

MATOS Angel Valodia (CUB) defeated LIU Xiaobo (CHN) PTF 2:1

Colour	Name	NOC Code	Bib No	Total	Rounds				Total Deuk-jeom (points)	Total Deductions
					1	2	3	4		
Chung (Blue)	LIU Xiaobo	CHN	113	1	0	0	1	0	1	0
Hong (Red)	MATOS Angel Valodia	CUB	115	2	1	1	0	1	3	1

Referee: NOWICKI Dariusz Grzegorz (POL)
Judges: ANDRIYEVSKYY Valeriy (UKR)
ZANETTE Federico (ITA)
BENALI Youssef (MAR)
MARTINS Paulo (POR)

Description	LIU Xiaobo				MATOS Angel Valodia			
	Round 1	Round 2	Round 3	Round 4	Round 1	Round 2	Round 3	Round 4
Kyong-go (warning penalty)	1				1	1		
Gam-jeom (deduction penalty)						1		
Offensive kick - 1 point			1					1
Offensive kick - 2 points								
Defensive kick - 1 point					1	1		
Defensive kick - 2 points								
Offensive punch								
Defensive punch								
Knock down								

Contest Progress

Round 1	LIU Xiaobo					K		
	MATOS Angel Valodia					K	1	
Round 2	LIU Xiaobo							
	MATOS Angel Valodia						1 K	
Round 3	LIU Xiaobo						1	
	MATOS Angel Valodia							
Round 4	LIU Xiaobo							
	MATOS Angel Valodia				1			

Legend:					
DSQ	Won by Disqualification	G	Gam-jeom (deduction penalty)	K	Kyong-go (warning penalty)
KO	Won by Knockout	PTC	Won by Points Ceiling	PTF	Won by Final Score
PTG	Won by Points Gap	PUN	Won by Punitive Declaration	RSC	Won by Referee Stop Contest
SUP	Won by Superiority	WDR	Won by Withdrawal		



CONTEST RESULTS

比赛成绩 / RÉSULTATS DE CONCOURS

CHA Dongmin (KOR) defeated IRGASHEV Akmal (UZB) PTF 2:0

Colour	Name	NOC Code	Bib No	Total	Rounds				Total Deuk-jeom (points)	Total Deductions
					1	2	3	4		
Chung (Blue)	IRGASHEV Akmal	UZB	126	0	0	1	0		1	1
Hong (Red)	CHA Dongmin	KOR	121	2	1	0	1		2	0

Referee: CHELBAT Chakir (SWE)
Judges: COLEUX Thierry (FRA)
NAVARRO INGLES Carmen (ESP)
ADAM Rosa Maria (MEX)
LOIACONO Samuel (AUS)

Description	IRGASHEV Akmal				CHA Dongmin			
	Round 1	Round 2	Round 3	Round 4	Round 1	Round 2	Round 3	Round 4
Kyong-go (warning penalty)	1		1		1			
Gam-jeom (deduction penalty)			1					
Offensive kick - 1 point					1		1	
Offensive kick - 2 points								
Defensive kick - 1 point		1						
Defensive kick - 2 points								
Offensive punch								
Defensive punch								
Knock down								

Contest Progress

Round 1	IRGASHEV Akmal	K
	CHA Dongmin	1 K
Round 2	IRGASHEV Akmal	
	CHA Dongmin	1
Round 3	IRGASHEV Akmal	K
	CHA Dongmin	1

Legend:					
DSQ	Won by Disqualification	G	Gam-jeom (deduction penalty)	K	Kyong-go (warning penalty)
KO	Won by Knockout	PTC	Won by Points Ceiling	PTF	Won by Final Score
PTG	Won by Points Gap	PUN	Won by Punitive Declaration	RSC	Won by Referee Stop Contest
SUP	Won by Superiority	WDR	Won by Withdrawal		



CONTEST RESULTS

比赛成绩 / RÉSULTATS DE CONCOURS

NIKOLAIDIS Alexandros (GRE) defeated CHUKWUMERIJE Chika Yagazie (NGR) PTF 3:2

Colour	Name	NOC Code	Bib No	Total	Rounds				Total Deuk-jeom (points)	Total Deductions
					1	2	3	4		
Chung (Blue)	CHUKWUMERIJE Chika Yagazie	NGR	124	2	1	0	1		2	0
Hong (Red)	NIKOLAIDIS Alexandros	GRE	118	3	0	0	3		3	0

Referee: CAMPOS Roland (PHI)
Judges: NAVARRO INGLES Carmen (ESP)
BARHOUMI Abdessattar (TUN)
NAGANO Osamu (JPN)
HEMWONNO Jatuporn (THA)

Description	CHUKWUMERIJE Chika Yagazie				NIKOLAIDIS Alexandros			
	Round 1	Round 2	Round 3	Round 4	Round 1	Round 2	Round 3	Round 4
Kyong-go (warning penalty)								
Gam-jeom (deduction penalty)								
Offensive kick - 1 point								
Offensive kick - 2 points								
Defensive kick - 1 point	1		1				1	
Defensive kick - 2 points							1	
Offensive punch								
Defensive punch								
Knock down								

Contest Progress

Round 1	CHUKWUMERIJE Chika Yagazie							1
	NIKOLAIDIS Alexandros							
Round 2	CHUKWUMERIJE Chika Yagazie							
	NIKOLAIDIS Alexandros							
Round 3	CHUKWUMERIJE Chika Yagazie				1			
	NIKOLAIDIS Alexandros		2					1

Legend:					
DSQ	Won by Disqualification	G	Gam-jeom (deduction penalty)	K	Kyong-go (warning penalty)
KO	Won by Knockout	PTC	Won by Points Ceiling	PTF	Won by Final Score
PTG	Won by Points Gap	PUN	Won by Punitive Declaration	RSC	Won by Referee Stop Contest
SUP	Won by Superiority	WDR	Won by Withdrawal		



CONTEST RESULTS

比赛成绩 / RÉSULTATS DE CONCOURS

CHA Dongmin (KOR) defeated MATOS Angel Valodia (CUB) PTF 1:0

Colour	Name	NOC Code	Bib No	Total	Rounds				Total Deuk-jeom (points)	Total Deductions
					1	2	3	4		
Chung (Blue)	MATOS Angel Valodia	CUB	115	0	0	0	0	0	0	
Hong (Red)	CHA Dongmin	KOR	121	1	1	0	0	1	0	

Referee: KLAY Thomas (SUI)
Judges: CHELBAT Chakir (SWE)
LOIACONO Samuel (AUS)
MARTINS Paulo (POR)
ANDRIYEVSKYY Valeriy (UKR)

Description	MATOS Angel Valodia				CHA Dongmin			
	Round 1	Round 2	Round 3	Round 4	Round 1	Round 2	Round 3	Round 4
Kyong-go (warning penalty)								
Gam-jeom (deduction penalty)								
Offensive kick - 1 point								
Offensive kick - 2 points								
Defensive kick - 1 point					1			
Defensive kick - 2 points								
Offensive punch								
Defensive punch								
Knock down								

Contest Progress

Round 1	MATOS Angel Valodia	CHA Dongmin	1
Round 2	MATOS Angel Valodia	CHA Dongmin	
Round 3	MATOS Angel Valodia	CHA Dongmin	

Legend:					
DSQ	Won by Disqualification	G	Gam-jeom (deduction penalty)	K	Kyong-go (warning penalty)
KO	Won by Knockout	PTC	Won by Points Ceiling	PTF	Won by Final Score
PTG	Won by Points Gap	PUN	Won by Punitive Declaration	RSC	Won by Referee Stop Contest
SUP	Won by Superiority	WDR	Won by Withdrawal		



CONTEST RESULTS

比赛成绩 / RÉSULTATS DE CONCOURS

CHILMANOV Arman (KAZ)

defeated

ZROURI Abdelkader (MAR)

WDR 1 1:28

Colour	Name	NOC Code	Bib No	Total	Rounds				Total Deuk-jeom (points)	Total Deductions
					1	2	3	4		
Chung (Blue)	CHILMANOV Arman	KAZ	120	0	0				0	0
Hong (Red)	ZROURI Abdelkader	MAR	122	0	0				0	0

Referee: NOWICKI Dariusz Grzegorz (POL)
Judges: NAVARRO INGLES Carmen (ESP)
ADAM Rosa Maria (MEX)
KLAY Thomas (SUI)
OETJENS Thekla (GER)

Description	CHILMANOV Arman				ZROURI Abdelkader			
	Round 1	Round 2	Round 3	Round 4	Round 1	Round 2	Round 3	Round 4
Kyong-go (warning penalty)	1				1			
Gam-jeom (deduction penalty)								
Offensive kick - 1 point								
Offensive kick - 2 points								
Defensive kick - 1 point								
Defensive kick - 2 points								
Offensive punch								
Defensive punch								
Knock down								

Contest Progress

Round 1	CHILMANOV Arman		K
	ZROURI Abdelkader		K

Legend:					
DSQ	Won by Disqualification	G	Gam-jeom (deduction penalty)	K	Kyong-go (warning penalty)
KO	Won by Knockout	PTC	Won by Points Ceiling	PTF	Won by Final Score
PTG	Won by Points Gap	PUN	Won by Punitive Declaration	RSC	Won by Referee Stop Contest
SUP	Won by Superiority	WDR	Won by Withdrawal		



CONTEST RESULTS

比赛成绩 / RÉSULTATS DE CONCOURS

IRGASHEV Akmal (UZB)

defeated

MOITLAND Kristopher (CRC)

PTF 6:5

Colour	Name	NOC Code	Bib No	Total	Rounds				Total Deuk-jeom (points)	Total Deductions
					1	2	3	4		
Chung (Blue)	IRGASHEV Akmal	UZB	126	6	2	1	2	1	6	0
Hong (Red)	MOITLAND Kristopher	CRC	114	5	1	1	3	0	5	0

Referee: CHELBAT Chakir (SWE)
Judges: LOIACONO Samuel (AUS)
COLEUX Thierry (FRA)
ANDRIYEVSKYY Valeriy (UKR)
HUBER Christian (AUT)

Description	IRGASHEV Akmal				MOITLAND Kristopher			
	Round 1	Round 2	Round 3	Round 4	Round 1	Round 2	Round 3	Round 4
Kyong-go (warning penalty)			1			1		
Gam-jeom (deduction penalty)								
Offensive kick - 1 point		1			1	1	1	
Offensive kick - 2 points							1	
Defensive kick - 1 point	2		2	1				
Defensive kick - 2 points								
Offensive punch								
Defensive punch								
Knock down								

Contest Progress

Round 1	IRGASHEV Akmal	1	1					
	MOITLAND Kristopher						1	
Round 2	IRGASHEV Akmal					1		
	MOITLAND Kristopher		K				1	
Round 3	IRGASHEV Akmal			K	1			1
	MOITLAND Kristopher				1			2
Round 4	IRGASHEV Akmal			1				
	MOITLAND Kristopher							

Legend:					
DSQ	Won by Disqualification	G	Gam-jeom (deduction penalty)	K	Kyong-go (warning penalty)
KO	Won by Knockout	PTC	Won by Points Ceiling	PTF	Won by Final Score
PTG	Won by Points Gap	PUN	Won by Punitive Declaration	RSC	Won by Referee Stop Contest
SUP	Won by Superiority	WDR	Won by Withdrawal		



CONTEST RESULTS

比赛成绩 / RÉSULTATS DE CONCOURS

CHILMANOV Arman (KAZ)

defeated

MATOS Angel Valodia (CUB)

DSQ 2 1:02

Colour	Name	NOC Code	Bib No	Total	Rounds				Total Deuk-jeom (points)	Total Deductions
					1	2	3	4		
Chung (Blue)	CHILMANOV Arman	KAZ	120	2	1	1			2	0
Hong (Red)	MATOS Angel Valodia	CUB	115	3	1	2			3	0

Referee: CHELBAT Chakir (SWE)
Judges: NAVARRO INGLES Carmen (ESP)
KLAY Thomas (SUI)
ANDRIYEVSKYY Valeriy (UKR)
MARTINS Paulo (POR)

Description	CHILMANOV Arman				MATOS Angel Valodia			
	Round 1	Round 2	Round 3	Round 4	Round 1	Round 2	Round 3	Round 4
Kyong-go (warning penalty)					1			
Gam-jeom (deduction penalty)								
Offensive kick - 1 point		1			1			
Offensive kick - 2 points								
Defensive kick - 1 point	1					2		
Defensive kick - 2 points								
Offensive punch								
Defensive punch								
Knock down								

Contest Progress

Round 1	CHILMANOV Arman							1
	MATOS Angel Valodia		1		K			
Round 2	CHILMANOV Arman				1			
	MATOS Angel Valodia			1	1			

Legend:					
DSQ	Won by Disqualification	G	Gam-jeom (deduction penalty)	K	Kyong-go (warning penalty)
KO	Won by Knockout	PTC	Won by Points Ceiling	PTF	Won by Final Score
PTG	Won by Points Gap	PUN	Won by Punitive Declaration	RSC	Won by Referee Stop Contest
SUP	Won by Superiority	WDR	Won by Withdrawal		



CONTEST RESULTS

比赛成绩 / RÉSULTATS DE CONCOURS

CHUKWUMERIJE Chika Yagazie (NGR) defeated IRGASHEV Akmal (UZB) PTF 4:3

Colour	Name	NOC Code	Bib No	Total	Rounds				Total Deuk-jeom (points)	Total Deductions
					1	2	3	4		
Chung (Blue)	CHUKWUMERIJE Chika Yagazie	NGR	124	4	3	1	1		5	1
Hong (Red)	IRGASHEV Akmal	UZB	126	3	1	1	1		3	0

Referee: NOWICKI Dariusz Grzegorz (POL)

Judges: LOIACONO Samuel (AUS)

ADAM Rosa Maria (MEX)

COLEUX Thierry (FRA)

SHEYKA Vladimir (RUS)

Description	CHUKWUMERIJE Chika Yagazie				IRGASHEV Akmal			
	Round 1	Round 2	Round 3	Round 4	Round 1	Round 2	Round 3	Round 4
Kyong-go (warning penalty)		1	1					
Gam-jeom (deduction penalty)			1					
Offensive kick - 1 point	2				1	1	1	
Offensive kick - 2 points								
Defensive kick - 1 point	1	1	1					
Defensive kick - 2 points								
Offensive punch								
Defensive punch								
Knock down								

Contest Progress

Round 1	CHUKWUMERIJE Chika Yagazie	1	1	1
	IRGASHEV Akmal		1	
Round 2	CHUKWUMERIJE Chika Yagazie			1
	IRGASHEV Akmal		1	
Round 3	CHUKWUMERIJE Chika Yagazie		K	1
	IRGASHEV Akmal			1

Legend:

DSQ Won by Disqualification
KO Won by Knockout
PTG Won by Points Gap
SUP Won by Superiority

G Gam-jeom (deduction penalty)
PTC Won by Points Ceiling
PUN Won by Punitive Declaration
WDR Won by Withdrawal

K Kyong-go (warning penalty)
PTF Won by Final Score
RSC Won by Referee Stop Contest



CONTEST RESULTS

比赛成绩 / RÉSULTATS DE CONCOURS

CHA Dongmin (KOR)

defeated

NIKOLAIDIS Alexandros (GRE)

PTF 5:4

Colour	Name	NOC Code	Bib No	Total	Rounds				Total Deuk-jeom (points)	Total Deductions
					1	2	3	4		
Chung (Blue)	NIKOLAIDIS Alexandros	GRE	118	4	2	1	1		4	0
Hong (Red)	CHA Dongmin	KOR	121	5	3	1	1		5	0

Referee: LOIACONO Samuel (AUS)
Judges: CHEN Chun Feng (TPE)
LEE Thiam Huat (SIN)
NAVARRO INGLES Carmen (ESP)
MARTINS Paulo (POR)

Description	NIKOLAIDIS Alexandros				CHA Dongmin			
	Round 1	Round 2	Round 3	Round 4	Round 1	Round 2	Round 3	Round 4
Kyong-go (warning penalty)						1		
Gam-jeom (deduction penalty)								
Offensive kick - 1 point		1	1		1	1		
Offensive kick - 2 points					1			
Defensive kick - 1 point	2						1	
Defensive kick - 2 points								
Offensive punch								
Defensive punch								
Knock down								

Contest Progress

Round 1	NIKOLAIDIS Alexandros	11	
	CHA Dongmin		1 2
Round 2	NIKOLAIDIS Alexandros		1
	CHA Dongmin	1	K
Round 3	NIKOLAIDIS Alexandros	1	
	CHA Dongmin		1

Legend:					
DSQ	Won by Disqualification	G	Gam-jeom (deduction penalty)	K	Kyong-go (warning penalty)
KO	Won by Knockout	PTC	Won by Points Ceiling	PTF	Won by Final Score
PTG	Won by Points Gap	PUN	Won by Punitive Declaration	RSC	Won by Referee Stop Contest
SUP	Won by Superiority	WDR	Won by Withdrawal		



OFFICIAL COMMUNICATION

官方通告 / COMMUNICATION OFFICIELLE

Item: 3

**DISQUALIFICATION OF CUBAN ATHLETE FROM THE FINAL CLASSIFICATION
MEN +80KG BRONZE MEDAL CONTEST NO. 149**

In the Bronze Medal Contest of the Men +80kg weight category, Angel Valodia MATOS (CUB) was declared as the loser of the contest. The athlete and the coach approached the center referee and a corner judge in the competition area and physically attacked them.

The Extraordinary Sanction Committee of the World Taekwondo Federation convened immediately after the match.

In consideration of the severity of the situation and with respect to maintaining the spirit of the Olympic Movement and Taekwondo, the Committee has decided:

1. to disqualify (DSQ) the athlete and remove him from the fifth place in the final classification.
2. to follow-up on the due process regarding further sanctions on the athlete and coach, such as but not limited to exclusion from future WTF-promoted and WTF-sanctioned events.

Issued by: WORLD TAEKWONDO FEDERATION
 Time: 21:27
 Date: 23 AUG 2008

This decision affects:

RESULTS	<input checked="" type="checkbox"/>
SCHEDULE	<input type="checkbox"/>
OTHER	<input type="checkbox"/>

Note:



ENTRY LIST BY WEIGHT CATEGORY As of 23 AUG 2008
各级别报名名单 / LISTE D'ENTRÉE PAR CATÉGORIE DU POIDS

NOC	Bib Number	Name	Date of Birth	Height m/ft in
CAN - Canada	2	GONDA Ivett	28 APR 1986	1.71/5'7"
CHN - People's Republic of China	1	WU Jingyu	1 FEB 1987	1.66/5'5"
COL - Colombia	3	MORA Gladys	31 JUL 1980	1.70/5'7"
CUB - Cuba	4	MONTEJO Daynellis	8 NOV 1984	1.67/5'6"
GER - Germany	5	GULEC Sumeyye	30 OCT 1989	1.65/5'5"
IRI - Islamic Republic of Iran	6	KHOSH JAMAL Sara	21 SEP 1988	1.60/5'3"
KEN - Kenya	7	ALANGO Mildred	10 MAR 1989	1.57/5'2"
MAR - Morocco	8	TOUDALI Ghizlane	16 FEB 1984	
PNG - Papua New Guinea	9	TONA Theresa	21 JAN 1991	1.56/5'1"
SUI - Switzerland	10	BEZZOLA Manuela	12 AUG 1989	1.64/5'5"
SWE - Sweden	11	ZAJC Hanna	15 FEB 1987	1.60/5'3"
THA - Thailand	12	PUEDPONG Butttee	16 OCT 1990	1.57/5'2"
TPE - Chinese Taipei	13	YANG Shu-Chun	26 OCT 1985	1.68/5'6"
USA - United States of America	14	CRAIG Charlotte	2 FEB 1991	1.68/5'6"
VEN - Venezuela	15	CONTRERAS RIVERO Dalia	20 SEP 1983	1.55/5'1"
VIE - Vietnam	16	TRAN Thi Ngoc Truc	11 FEB 1989	

Note:
All changes are available in INFO



RESULTS

各级别竞赛成绩表 / CLASSEMENT DES RÉSULTATS

Bib No	Name	NOC Code	Quarterfinal	Semifinal	Gold Medal	Gold Medallist
3	MORA Gladys	COL				
13	YANG Shu-Chun	TPE	YANG SC PTF 0:-1	YANG SC PTF 2:0		
6	KHOSH JAMAL Sara	IRI				
8	TOUDALI Ghizlane	MAR	KHOSH JAMAL S PTF 5:0			
Pool A						
7	ALANGO Mildred	KEN			WU J PTF 4:1	
1	WU Jingyu	CHN	WU J PTG 7:0	WU J PTG 8:1		
11	ZAJC Hanna	SWE				
2	GONDA Ivett	CAN	ZAJC H PTF 2:0			
5	GULEC Sumeyye	GER				
15	CONTRERAS RIVERO Dalia	VEN	CONTRERAS RIVERO D PTF 4:2	CONTRERAS RIVERO D PTF 3:2		
10	BEZZOLA Manuela	SUI				
14	CRAIG Charlotte	USA	CRAIG C PTF 4:0			
Pool B						
9	TONA Theresa	PNG			PUEDPONG B SUP 2:2	
16	TRAN Thi Ngoc Truc	VIE	TRAN TNT PTF 5:0	PUEDPONG B PTF 2:1		
12	PUEDPONG Buttree	THA				
4	MONTEJO Daynellis	CUB	PUEDPONG B PTF 1:0			
Classification						
1	WU	CHN				
2	PUEDPONG	THA				
3	CONTRERAS	VEN				
3	MONTEJO	CUB				
5	ALANGO	KEN				
5	YANG	TPE				
7	TRAN	VIE				
7	ZAJC	SWE				

REPECHAGE

RC1

Bronze

13	YANG Shu-Chun	TPE			
16	TRAN Thi Ngoc Truc	VIE		MONTEJO Daynellis PTF 3:2	
4	MONTEJO Daynellis	CUB	MONTEJO D PTF 4:0		
7	ALANGO Mildred	KEN			
11	ZAJC Hanna	SWE	ALANGO M SUP 2:2		
15	CONTRERAS RIVERO Dalia	VEN		CONTRERAS RIVERO Dalia PTF 1:0	

Legend:

DSQ	Won by Disqualification	KO	Won by Knockout	PTC	Won by Points Ceiling
PTF	Won by Final Score	PTG	Won by Points Gap	PUN	Won by Punitive Declaration
RCn	Repechage n	RSC	Won by Referee Stop Contest	SUP	Won by Superiority
WDR	Won by Withdrawal				



CONTEST RESULTS

比赛成绩 / RÉSULTATS DE CONCOURS

YANG Shu-Chun (TPE)

defeated

KHOSH JAMAL Sara (IRI)

PTF 2:0

Colour	Name	NOC Code	Bib No	Total	Rounds				Total Deuk-jeom (points)	Total Deductions
					1	2	3	4		
Chung (Blue)	YANG Shu-Chun	TPE	13	2	1	0	0	2	3	1
Hong (Red)	KHOSH JAMAL Sara	IRI	6	0	0	0	0	0	0	0

Referee: ADAM Rosa Maria (MEX)
Judges: ANDRIYEVSKYY Valeriy (UKR)
PRESTON Leon (USA)
KIM MORALES Sue Jionschyon (GUA)
ZANETTE Federico (ITA)

Description	YANG Shu-Chun				KHOSH JAMAL Sara			
	Round 1	Round 2	Round 3	Round 4	Round 1	Round 2	Round 3	Round 4
Kyong-go (warning penalty)			2					
Gam-jeom (deduction penalty)			1					
Offensive kick - 1 point	1							
Offensive kick - 2 points				1				
Defensive kick - 1 point								
Defensive kick - 2 points								
Offensive punch								
Defensive punch								
Knock down								

Contest Progress

Round 1	YANG Shu-Chun							1	
	KHOSH JAMAL Sara								
Round 2	YANG Shu-Chun								
	KHOSH JAMAL Sara								
Round 3	YANG Shu-Chun								
	KHOSH JAMAL Sara							K	K
Round 4	YANG Shu-Chun						2		
	KHOSH JAMAL Sara								

Legend:					
DSQ	Won by Disqualification	G	Gam-jeom (deduction penalty)	K	Kyong-go (warning penalty)
KO	Won by Knockout	PTC	Won by Points Ceiling	PTF	Won by Final Score
PTG	Won by Points Gap	PUN	Won by Punitive Declaration	RSC	Won by Referee Stop Contest
SUP	Won by Superiority	WDR	Won by Withdrawal		



CONTEST RESULTS

比赛成绩 / RÉSULTATS DE CONCOURS

WU Jingyu (CHN)

defeated

ZAJC Hanna (SWE)

PTG 8:1

Colour	Name	NOC Code	Bib No	Total	Rounds				Total Deuk-jeom (points)	Total Deductions
					1	2	3	4		
Chung (Blue)	WU Jingyu	CHN	1	8	1	3	4		8	0
Hong (Red)	ZAJC Hanna	SWE	11	1	0	1	1		2	1

Referee: LOIACONO Samuel (AUS)
Judges: OTHMAN Ahmad (JOR)
BARHOUMI Abdessattar (TUN)
MARTINS Paulo (POR)
YU Myung Ok (CAN)

Description	WU Jingyu				ZAJC Hanna			
	Round 1	Round 2	Round 3	Round 4	Round 1	Round 2	Round 3	Round 4
Kyong-go (warning penalty)					2		1	
Gam-jeom (deduction penalty)					1			
Offensive kick - 1 point	1	1				1		
Offensive kick - 2 points			2					
Defensive kick - 1 point		2					1	
Defensive kick - 2 points								
Offensive punch								
Defensive punch								
Knock down								

Contest Progress

Round 1	WU Jingyu	1							
	ZAJC Hanna							K	K
Round 2	WU Jingyu		1	1					1
	ZAJC Hanna		1						
Round 3	WU Jingyu				2				2
	ZAJC Hanna			1			K		

Legend:					
DSQ	Won by Disqualification	G	Gam-jeom (deduction penalty)	K	Kyong-go (warning penalty)
KO	Won by Knockout	PTC	Won by Points Ceiling	PTF	Won by Final Score
PTG	Won by Points Gap	PUN	Won by Punitive Declaration	RSC	Won by Referee Stop Contest
SUP	Won by Superiority	WDR	Won by Withdrawal		



CONTEST RESULTS

比赛成绩 / RÉSULTATS DE CONCOURS

CONTRERAS RIVERO Dalia (VEN) defeated CRAIG Charlotte (USA) PTF 3:2

Colour	Name	NOC Code	Bib No	Total	Rounds				Total Deuk-jeom (points)	Total Deductions
					1	2	3	4		
Chung (Blue)	CONTRERAS RIVERO Dalia	VEN	15	3	1	2	1		4	1
Hong (Red)	CRAIG Charlotte	USA	14	2	1	1	0		2	0

Referee: NOWICKI Dariusz Grzegorz (POL)
Judges: CAMPOS Roland (PHI)
ANDRIYEVSKYY Valeriy (UKR)
ARBABI BALUCHESTAN Shahram (IRI)
KLAY Thomas (SUI)

Description	CONTRERAS RIVERO Dalia				CRAIG Charlotte			
	Round 1	Round 2	Round 3	Round 4	Round 1	Round 2	Round 3	Round 4
Kyong-go (warning penalty)	1		1		1			
Gam-jeom (deduction penalty)			1					
Offensive kick - 1 point		1			1	1		
Offensive kick - 2 points								
Defensive kick - 1 point	1	1	1					
Defensive kick - 2 points								
Offensive punch								
Defensive punch								
Knock down								

Contest Progress

Round 1	CONTRERAS RIVERO Dalia		K	1				
	CRAIG Charlotte		K				1	
Round 2	CONTRERAS RIVERO Dalia	1			1			
	CRAIG Charlotte							1
Round 3	CONTRERAS RIVERO Dalia		1			K		
	CRAIG Charlotte							

Legend:					
DSQ	Won by Disqualification	G	Gam-jeom (deduction penalty)	K	Kyong-go (warning penalty)
KO	Won by Knockout	PTC	Won by Points Ceiling	PTF	Won by Final Score
PTG	Won by Points Gap	PUN	Won by Punitive Declaration	RSC	Won by Referee Stop Contest
SUP	Won by Superiority	WDR	Won by Withdrawal		



CONTEST RESULTS

比赛成绩 / RÉSULTATS DE CONCOURS

PUEDPONG Buttree (THA)

defeated

TRAN Thi Ngoc Truc (VIE)

PTF 2:1

Colour	Name	NOC Code	Bib No	Total	Rounds				Total Deuk-jeom (points)	Total Deductions
					1	2	3	4		
Chung (Blue)	TRAN Thi Ngoc Truc	VIE	16	1	0	1	0	0	1	0
Hong (Red)	PUEDPONG Buttree	THA	12	2	1	1	0	1	3	1

Referee: NAVARRO INGLES Carmen (ESP)

Judges: COLEUX Thierry (FRA)

PRESTON Leon (USA)

MARTINS Paulo (POR)

ADAM Rosa Maria (MEX)

Description	TRAN Thi Ngoc Truc				PUEDPONG Buttree			
	Round 1	Round 2	Round 3	Round 4	Round 1	Round 2	Round 3	Round 4
Kyong-go (warning penalty)			1		1	1		
Gam-jeom (deduction penalty)						1		
Offensive kick - 1 point		1				1		
Offensive kick - 2 points								
Defensive kick - 1 point					1			1
Defensive kick - 2 points								
Offensive punch								
Defensive punch								
Knock down								

Contest Progress

Round 1	TRAN Thi Ngoc Truc							
	PUEDPONG Buttree		1		K			
Round 2	TRAN Thi Ngoc Truc		1					
	PUEDPONG Buttree				K		1	
Round 3	TRAN Thi Ngoc Truc							K
	PUEDPONG Buttree							
Round 4	TRAN Thi Ngoc Truc							
	PUEDPONG Buttree				1			

Legend:					
DSQ	Won by Disqualification	G	Gam-jeom (deduction penalty)	K	Kyong-go (warning penalty)
KO	Won by Knockout	PTC	Won by Points Ceiling	PTF	Won by Final Score
PTG	Won by Points Gap	PUN	Won by Punitive Declaration	RSC	Won by Referee Stop Contest
SUP	Won by Superiority	WDR	Won by Withdrawal		



CONTEST RESULTS

比赛成绩 / RÉSULTATS DE CONCOURS

WU Jingyu (CHN) defeated YANG Shu-Chun (TPE) PTF 4:1

Colour	Name	NOC Code	Bib No	Total	Rounds				Total Deuk-jeom (points)	Total Deductions
					1	2	3	4		
Chung (Blue)	YANG Shu-Chun	TPE	13	1	0	1	0		1	0
Hong (Red)	WU Jingyu	CHN	1	4	3	0	1		4	0

Referee: BENALI Youssef (MAR)
Judges: YU Myung Ok (CAN)
SHEYKA Vladimir (RUS)
MARTINS Paulo (POR)
LOIACONO Samuel (AUS)

Description	YANG Shu-Chun				WU Jingyu			
	Round 1	Round 2	Round 3	Round 4	Round 1	Round 2	Round 3	Round 4
Kyong-go (warning penalty)								
Gam-jeom (deduction penalty)								
Offensive kick - 1 point		1					1	
Offensive kick - 2 points					1			
Defensive kick - 1 point					1			
Defensive kick - 2 points								
Offensive punch								
Defensive punch								
Knock down								

Contest Progress

Round 1	YANG Shu-Chun								
	WU Jingyu		2						1
Round 2	YANG Shu-Chun							1	
	WU Jingyu								
Round 3	YANG Shu-Chun								
	WU Jingyu		1						

Legend:					
DSQ	Won by Disqualification	G	Gam-jeom (deduction penalty)	K	Kyong-go (warning penalty)
KO	Won by Knockout	PTC	Won by Points Ceiling	PTF	Won by Final Score
PTG	Won by Points Gap	PUN	Won by Punitive Declaration	RSC	Won by Referee Stop Contest
SUP	Won by Superiority	WDR	Won by Withdrawal		



CONTEST RESULTS

比赛成绩 / RÉSULTATS DE CONCOURS

PUEDPONG Buttree (THA) defeated CONTRERAS RIVERO Dalia (VEN) SUP 2:2

Colour	Name	NOC Code	Bib No	Total	Rounds				Total Deuk-jeom (points)	Total Deductions
					1	2	3	4		
Chung (Blue)	CONTRERAS RIVERO Dalia	VEN	15	2	0	1	1	0	2	0
Hong (Red)	PUEDPONG Buttree	THA	12	2	0	1	1	0	2	0

Referee: KLAY Thomas (SUI)
Judges: ADAM Rosa Maria (MEX)
OETJENS Thekla (GER)
COLEUX Thierry (FRA)
NAGANO Osamu (JPN)

Description	CONTRERAS RIVERO Dalia				PUEDPONG Buttree			
	Round 1	Round 2	Round 3	Round 4	Round 1	Round 2	Round 3	Round 4
Kyong-go (warning penalty)		1		1		1		1
Gam-jeom (deduction penalty)								
Offensive kick - 1 point						1	1	
Offensive kick - 2 points								
Defensive kick - 1 point		1	1					
Defensive kick - 2 points								
Offensive punch								
Defensive punch								
Knock down								

Contest Progress

Round 1	CONTRERAS RIVERO Dalia							
	PUEDPONG Buttree							
Round 2	CONTRERAS RIVERO Dalia		K					1
	PUEDPONG Buttree		K					1
Round 3	CONTRERAS RIVERO Dalia					1		
	PUEDPONG Buttree							1
Round 4	CONTRERAS RIVERO Dalia						K	
	PUEDPONG Buttree						K	

Legend:					
DSQ	Won by Disqualification	G	Gam-jeom (deduction penalty)	K	Kyong-go (warning penalty)
KO	Won by Knockout	PTC	Won by Points Ceiling	PTF	Won by Final Score
PTG	Won by Points Gap	PUN	Won by Punitive Declaration	RSC	Won by Referee Stop Contest
SUP	Won by Superiority	WDR	Won by Withdrawal		



CONTEST RESULTS

比赛成绩 / RÉSULTATS DE CONCOURS

ALANGO Mildred (KEN)

defeated

ZAJC Hanna (SWE)

SUP 2:2

Colour	Name	NOC Code	Bib No	Total	Rounds				Total Deuk-jeom (points)	Total Deductions
					1	2	3	4		
Chung (Blue)	ALANGO Mildred	KEN	7	2	1	0	1	0	2	0
Hong (Red)	ZAJC Hanna	SWE	11	2	1	0	1	0	2	0

Referee: PRESTON Leon (USA)
Judges: ADAM Rosa Maria (MEX)
OH Il Nam (INA)
KIM MORALES Sue Jionschyon (GUA)
ARBABI BALUCHESTAN Shahram (IRI)

Description	ALANGO Mildred				ZAJC Hanna			
	Round 1	Round 2	Round 3	Round 4	Round 1	Round 2	Round 3	Round 4
Kyong-go (warning penalty)			1			1		
Gam-jeom (deduction penalty)								
Offensive kick - 1 point	1		1					
Offensive kick - 2 points								
Defensive kick - 1 point					1		1	
Defensive kick - 2 points								
Offensive punch								
Defensive punch								
Knock down								

Contest Progress

Round 1	ALANGO Mildred					1			
	ZAJC Hanna							1	
Round 2	ALANGO Mildred								
	ZAJC Hanna					K			
Round 3	ALANGO Mildred			K			1		
	ZAJC Hanna				1				
Round 4	ALANGO Mildred								
	ZAJC Hanna								

Legend:					
DSQ	Won by Disqualification	G	Gam-jeom (deduction penalty)	K	Kyong-go (warning penalty)
KO	Won by Knockout	PTC	Won by Points Ceiling	PTF	Won by Final Score
PTG	Won by Points Gap	PUN	Won by Punitive Declaration	RSC	Won by Referee Stop Contest
SUP	Won by Superiority	WDR	Won by Withdrawal		



CONTEST RESULTS

比赛成绩 / RÉSULTATS DE CONCOURS

MONTEJO Daynellis (CUB)

defeated

TRAN Thi Ngoc Truc (VIE)

PTF 4:0

Colour	Name	NOC Code	Bib No	Total	Rounds				Total Deuk-jeom (points)	Total Deductions
					1	2	3	4		
Chung (Blue)	TRAN Thi Ngoc Truc	VIE	16	0	0	0	0		0	0
Hong (Red)	MONTEJO Daynellis	CUB	4	4	0	1	3		4	0

Referee: OETJENS Thekla (GER)
Judges: NAVARRO INGLES Carmen (ESP)
LOIACONO Samuel (AUS)
HUBER Christian (AUT)
BARHOUMI Abdessattar (TUN)

Description	TRAN Thi Ngoc Truc				MONTEJO Daynellis			
	Round 1	Round 2	Round 3	Round 4	Round 1	Round 2	Round 3	Round 4
Kyong-go (warning penalty)	1				1			
Gam-jeom (deduction penalty)								
Offensive kick - 1 point						1	1	
Offensive kick - 2 points								
Defensive kick - 1 point								
Defensive kick - 2 points							1	
Offensive punch								
Defensive punch								
Knock down								

Contest Progress

Round 1	TRAN Thi Ngoc Truc							K
	MONTEJO Daynellis							K
Round 2	TRAN Thi Ngoc Truc							
	MONTEJO Daynellis					1		
Round 3	TRAN Thi Ngoc Truc							
	MONTEJO Daynellis			1		2		

Legend:					
DSQ	Won by Disqualification	G	Gam-jeom (deduction penalty)	K	Kyong-go (warning penalty)
KO	Won by Knockout	PTC	Won by Points Ceiling	PTF	Won by Final Score
PTG	Won by Points Gap	PUN	Won by Punitive Declaration	RSC	Won by Referee Stop Contest
SUP	Won by Superiority	WDR	Won by Withdrawal		



CONTEST RESULTS

比赛成绩 / RÉSULTATS DE CONCOURS

CONTRERAS RIVERO Dalia (VEN) defeated ALANGO Mildred (KEN) PTF 1:0

Colour	Name	NOC Code	Bib No	Total	Rounds				Total Deuk-jeom (points)	Total Deductions
					1	2	3	4		
Chung (Blue)	ALANGO Mildred	KEN	7	0	0	0	0	0	0	
Hong (Red)	CONTRERAS RIVERO Dalia	VEN	15	1	0	2	0	2	1	

Referee: CAMPOS Roland (PHI)
Judges: SHEYKA Vladimir (RUS)
ZHAO Lei (CHN)
BANG Kyung Ae (KOR)
ZANETTE Federico (ITA)

Description	ALANGO Mildred				CONTRERAS RIVERO Dalia			
	Round 1	Round 2	Round 3	Round 4	Round 1	Round 2	Round 3	Round 4
Kyong-go (warning penalty)							2	
Gam-jeom (deduction penalty)							1	
Offensive kick - 1 point								
Offensive kick - 2 points								
Defensive kick - 1 point						2		
Defensive kick - 2 points								
Offensive punch								
Defensive punch								
Knock down								

Contest Progress

Round 1	ALANGO Mildred							
	CONTRERAS RIVERO Dalia							
Round 2	ALANGO Mildred							
	CONTRERAS RIVERO Dalia		1					1
Round 3	ALANGO Mildred							
	CONTRERAS RIVERO Dalia						K	K

Legend:					
DSQ	Won by Disqualification	G	Gam-jeom (deduction penalty)	K	Kyong-go (warning penalty)
KO	Won by Knockout	PTC	Won by Points Ceiling	PTF	Won by Final Score
PTG	Won by Points Gap	PUN	Won by Punitive Declaration	RSC	Won by Referee Stop Contest
SUP	Won by Superiority	WDR	Won by Withdrawal		



CONTEST RESULTS

比赛成绩 / RÉSULTATS DE CONCOURS

MONTEJO Daynellis (CUB)

defeated

YANG Shu-Chun (TPE)

PTF 3:2

Colour	Name	NOC Code	Bib No	Total	Rounds				Total Deuk-jeom (points)	Total Deductions
					1	2	3	4		
Chung (Blue)	YANG Shu-Chun	TPE	13	2	2	0	0	0	2	0
Hong (Red)	MONTEJO Daynellis	CUB	4	3	2	0	0	1	3	0

Referee: NAVARRO INGLES Carmen (ESP)

Judges: CHELBAT Chakir (SWE)
LOIACONO Samuel (AUS)
ANDRIYEVSKYY Valeriy (UKR)
BENALI Youssef (MAR)

Description	YANG Shu-Chun				MONTEJO Daynellis			
	Round 1	Round 2	Round 3	Round 4	Round 1	Round 2	Round 3	Round 4
Kyong-go (warning penalty)							1	
Gam-jeom (deduction penalty)								
Offensive kick - 1 point					1			1
Offensive kick - 2 points								
Defensive kick - 1 point	2				1			
Defensive kick - 2 points								
Offensive punch								
Defensive punch								
Knock down								

Contest Progress

Round 1	YANG Shu-Chun	1	1
	MONTEJO Daynellis	1	1
Round 2	YANG Shu-Chun		
	MONTEJO Daynellis		
Round 3	YANG Shu-Chun		
	MONTEJO Daynellis	K	
Round 4	YANG Shu-Chun		
	MONTEJO Daynellis	1	

Legend:					
DSQ	Won by Disqualification	G	Gam-jeom (deduction penalty)	K	Kyong-go (warning penalty)
KO	Won by Knockout	PTC	Won by Points Ceiling	PTF	Won by Final Score
PTG	Won by Points Gap	PUN	Won by Punitive Declaration	RSC	Won by Referee Stop Contest
SUP	Won by Superiority	WDR	Won by Withdrawal		



CONTEST RESULTS

比赛成绩 / RÉSULTATS DE CONCOURS

WU Jingyu (CHN) defeated PUEDPONG Buttrees (THA) PTF 1:-1

Colour	Name	NOC Code	Bib No	Total	Rounds				Total Deuk-jeom (points)	Total Deductions
					1	2	3	4		
Chung (Blue)	WU Jingyu	CHN	1	1	1	0	0		1	0
Hong (Red)	PUEDPONG Buttrees	THA	12	-1	0	0	0		0	1

Referee: OETJENS Thekla (GER)
Judges: BARHOUMI Abdessattar (TUN)
COLEUX Thierry (FRA)
NAVARRO INGLES Carmen (ESP)
YU Myung Ok (CAN)

Description	WU Jingyu				PUEDPONG Buttrees			
	Round 1	Round 2	Round 3	Round 4	Round 1	Round 2	Round 3	Round 4
Kyong-go (warning penalty)					1		1	
Gam-jeom (deduction penalty)							1	
Offensive kick - 1 point								
Offensive kick - 2 points								
Defensive kick - 1 point	1							
Defensive kick - 2 points								
Offensive punch								
Defensive punch								
Knock down								

Contest Progress

Round 1	WU Jingyu	1	
	PUEDPONG Buttrees		K
Round 2	WU Jingyu		
	PUEDPONG Buttrees		
Round 3	WU Jingyu		
	PUEDPONG Buttrees	K	

Legend:					
DSQ	Won by Disqualification	G	Gam-jeom (deduction penalty)	K	Kyong-go (warning penalty)
KO	Won by Knockout	PTC	Won by Points Ceiling	PTF	Won by Final Score
PTG	Won by Points Gap	PUN	Won by Punitive Declaration	RSC	Won by Referee Stop Contest
SUP	Won by Superiority	WDR	Won by Withdrawal		



USTB GYMNASIUM
北京科技大学体育馆
GYMNASE DE L'USTB

THU 星期四 JEU
21 AUG 2008
9:00

TAEKWONDO
跆拳道 / TAEKWONDO

WOMEN -57KG
女子57公斤级 / MOINS 57KG FEMMES



ENTRY LIST BY WEIGHT CATEGORY As of 23 AUG 2008
各级别报名名单 / LISTE D'ENTRÉE PAR CATÉGORIE DU POIDS

NOC	Bib Number	Name	Date of Birth	Height m/ft in
BRA - Brazil	17	NUNES Debora	19 JUN 1983	1.75/5'9"
CIV - The Republic of Côte d'Ivoire	18	BAH Mariam	6 JUL 1976	
COL - Colombia	19	PATINO Doris	1 MAY 1986	1.65/5'5"
CRO - Croatia	20	ZUBCIC Martina	3 JUN 1989	1.73/5'8"
ISR - Israel	21	GATTERER Bat-El	4 FEB 1988	1.70/5'7"
ITA - Italy	22	CALABRESE Veronica	7 NOV 1987	1.70/5'7"
KOR - Korea	23	LIM Sujeong	20 AUG 1986	
MAS - Malaysia	24	ELAINE Teo	5 FEB 1981	1.65/5'5"
NIG - Niger	25	AMADOU LELE Lailatou	29 MAY 1983	
NZL - New Zealand	26	CHEONG Robin	16 DEC 1988	1.63/5'4"
SEN - Senegal	27	DIEDHIOU Bineta	8 JAN 1986	1.68/5'6"
THA - Thailand	28	PREMWAEW Chonnapas	20 JUL 1987	1.74/5'9"
TPE - Chinese Taipei	29	SU Li-Wen	13 DEC 1980	1.71/5'7"
TUR - Turkey	30	TANRIKULU Azize	9 FEB 1986	1.72/5'8"
USA - United States of America	31	LOPEZ Diana	7 JAN 1984	1.55/5'1"
VIE - Vietnam	32	NGUYEN Thi Hoai Thu	7 JAN 1985	1.67/5'6"

Note:
All changes are available in INFO



RESULTS

各级别竞赛成绩表 / CLASSEMENT DES RÉSULTATS

Bib No	Name	NOC Code	Quarterfinal	Semifinal	Gold Medal	Gold Medallist
18	BAH Mariam	CIV				
26	CHEONG Robin	NZL	CHEONG R PTF 1:0	LIM S PTF 4:1		
29	SU Li-Wen	TPE				
23	LIM Sujeong	KOR	LIM S PTF 1:0			
19	PATINO Doris	COL		Pool A	LIM S PTF 5:1	
22	CALABRESE Veronica	ITA	CALABRESE V PTF 2:0	CALABRESE V PTF 3:0		
32	NGUYEN Thi Hoai Thu	VIE				
27	DIEDHIOU Bineta	SEN	DIEDHIOU B PTF 1:0			
31	LOPEZ Diana	USA				LIM Sujeong PTF 1:0
28	PREMWAEW Chonnapas	THA	LOPEZ D PTF 2:0	TANRIKULU A PTF 2:1		
30	TANRIKULU Azize	TUR				
24	ELAINE Teo	MAS	TANRIKULU A PTF 7:4			
20	ZUBCIC Martina	CRO		Pool B	TANRIKULU A PTF 5:3	
21	GATTERER Bat-El	ISR	ZUBCIC M PTF 4:3	ZUBCIC M PTF 3:2		
17	NUNES Debora	BRA				
25	AMADOU LELE Lailatou	NIG	NUNES D DSQ			

Classification	
1	LIM KOR
2	TANRIKULU TUR
3	LOPEZ USA
3	ZUBCIC CRO
5	CALABRESE ITA
5	SU TPE
7	CHEONG NZL
7	ELAINE MAS

REPECHAGE

RC1

Bronze

22	CALABRESE Veronica	ITA			
31	LOPEZ Diana	USA		LOPEZ Diana PTF 3:2	
24	ELAINE Teo	MAS	LOPEZ D PTF 3:0		
29	SU Li-Wen	TPE			
26	CHEONG Robin	NZL	SU LW PTF 1:0		
20	ZUBCIC Martina	CRO		ZUBCIC Martina PTF 5:4	

Legend:					
DSQ	Won by Disqualification	KO	Won by Knockout	PTC	Won by Points Ceiling
PTF	Won by Final Score	PTG	Won by Points Gap	PUN	Won by Punitive Declaration
RCn	Repechage n	RSC	Won by Referee Stop Contest	SUP	Won by Superiority
WDR	Won by Withdrawal				

AMADOU LELE Lailatou (NIG) is disqualified (DSQ). She did not turn up for the weigh-in session.



CONTEST RESULTS

比赛成绩 / RÉSULTATS DE CONCOURS

LIM Sujeong (KOR) defeated CHEONG Robin (NZL) PTF 4:1

Colour	Name	NOC Code	Bib No	Total	Rounds				Total Deuk-jeom (points)	Total Deductions
					1	2	3	4		
Chung (Blue)	CHEONG Robin	NZL	26	1	1	0	1		2	1
Hong (Red)	LIM Sujeong	KOR	23	4	1	2	2		5	1

Referee: NOWICKI Dariusz Grzegorz (POL)
Judges: NAVARRO INGLES Carmen (ESP)
KIM MORALES Sue Jionschyon (GUA)
PRESTON Leon (USA)
OETJENS Thekla (GER)

Description	CHEONG Robin				LIM Sujeong			
	Round 1	Round 2	Round 3	Round 4	Round 1	Round 2	Round 3	Round 4
Kyong-go (warning penalty)	1	1			1	2		
Gam-jeom (deduction penalty)		1				1		
Offensive kick - 1 point			1		1			
Offensive kick - 2 points								
Defensive kick - 1 point	1					2	2	
Defensive kick - 2 points								
Offensive punch								
Defensive punch								
Knock down								

Contest Progress

Round 1	CHEONG Robin			K				1
	LIM Sujeong			K				1
Round 2	CHEONG Robin				K			
	LIM Sujeong		1		K		K 1	
Round 3	CHEONG Robin						1	
	LIM Sujeong						1 1	

Legend:					
DSQ	Won by Disqualification	G	Gam-jeom (deduction penalty)	K	Kyong-go (warning penalty)
KO	Won by Knockout	PTC	Won by Points Ceiling	PTF	Won by Final Score
PTG	Won by Points Gap	PUN	Won by Punitive Declaration	RSC	Won by Referee Stop Contest
SUP	Won by Superiority	WDR	Won by Withdrawal		



CONTEST RESULTS

比赛成绩 / RÉSULTATS DE CONCOURS

CALABRESE Veronica (ITA)

defeated

DIEDHIU Bineta (SEN)

PTF 3:0

Colour	Name	NOC Code	Bib No	Total	Rounds				Total Deuk-jeom (points)	Total Deductions
					1	2	3	4		
Chung (Blue)	CALABRESE Veronica	ITA	22	3	1	2	1		4	1
Hong (Red)	DIEDHIU Bineta	SEN	27	0	0	1	0		1	1

Referee: LOIACONO Samuel (AUS)
Judges: CAMPOS Roland (PHI)
LEE Thiam Huat (SIN)
PENA ARCHNIEGAS Sandra Magally (COL)
ADAM Rosa Maria (MEX)

Description	CALABRESE Veronica				DIEDHIU Bineta			
	Round 1	Round 2	Round 3	Round 4	Round 1	Round 2	Round 3	Round 4
Kyong-go (warning penalty)	1	1	1			2		
Gam-jeom (deduction penalty)		1				1		
Offensive kick - 1 point	1							
Offensive kick - 2 points								
Defensive kick - 1 point			1			1		
Defensive kick - 2 points		1						
Offensive punch								
Defensive punch								
Knock down								

Contest Progress

Round 1	CALABRESE Veronica		1					K
	DIEDHIU Bineta							
Round 2	CALABRESE Veronica					K		2
	DIEDHIU Bineta	1		K		K		
Round 3	CALABRESE Veronica						K 1	
	DIEDHIU Bineta							

Legend:					
DSQ	Won by Disqualification	G	Gam-jeom (deduction penalty)	K	Kyong-go (warning penalty)
KO	Won by Knockout	PTC	Won by Points Ceiling	PTF	Won by Final Score
PTG	Won by Points Gap	PUN	Won by Punitive Declaration	RSC	Won by Referee Stop Contest
SUP	Won by Superiority	WDR	Won by Withdrawal		



CONTEST RESULTS

比赛成绩 / RÉSULTATS DE CONCOURS

TANRIKULU Azize (TUR)

defeated

LOPEZ Diana (USA)

PTF 2:1

Colour	Name	NOC Code	Bib No	Total	Rounds				Total Deuk-jeom (points)	Total Deductions
					1	2	3	4		
Chung (Blue)	LOPEZ Diana	USA	31	1	0	0	1	0	1	0
Hong (Red)	TANRIKULU Azize	TUR	30	2	1	0	1	1	3	1

Referee: ZHAO Lei (CHN)
Judges: YU Myung Ok (CAN)
MARTINS Paulo (POR)
NAGANO Osamu (JPN)
BENALI Youssef (MAR)

Description	LOPEZ Diana				TANRIKULU Azize			
	Round 1	Round 2	Round 3	Round 4	Round 1	Round 2	Round 3	Round 4
Kyong-go (warning penalty)	1				1	1		
Gam-jeom (deduction penalty)						1		
Offensive kick - 1 point			1		1			1
Offensive kick - 2 points								
Defensive kick - 1 point							1	
Defensive kick - 2 points								
Offensive punch								
Defensive punch								
Knock down								

Contest Progress

Round 1	LOPEZ Diana								K
	TANRIKULU Azize				1	K			
Round 2	LOPEZ Diana								
	TANRIKULU Azize			K					
Round 3	LOPEZ Diana		1						
	TANRIKULU Azize		1						
Round 4	LOPEZ Diana								
	TANRIKULU Azize				1				

Legend:					
DSQ	Won by Disqualification	G	Gam-jeom (deduction penalty)	K	Kyong-go (warning penalty)
KO	Won by Knockout	PTC	Won by Points Ceiling	PTF	Won by Final Score
PTG	Won by Points Gap	PUN	Won by Punitive Declaration	RSC	Won by Referee Stop Contest
SUP	Won by Superiority	WDR	Won by Withdrawal		



CONTEST RESULTS

比赛成绩 / RÉSULTATS DE CONCOURS

ZUBCIC Martina (CRO) defeated NUNES Debora (BRA) PTF 3:2

Colour	Name	NOC Code	Bib No	Total	Rounds				Total Deuk-jeom (points)	Total Deductions
					1	2	3	4		
Chung (Blue)	ZUBCIC Martina	CRO	20	3	0	1	1	1	3	0
Hong (Red)	NUNES Debora	BRA	17	2	2	0	0	0	2	0

Referee: CAMPOS Roland (PHI)
Judges: HEMWONNO Jatuporn (THA)
BARHOUMI Abdessattar (TUN)
OTHMAN Ahmad (JOR)
LOIACONO Samuel (AUS)

Description	ZUBCIC Martina				NUNES Debora			
	Round 1	Round 2	Round 3	Round 4	Round 1	Round 2	Round 3	Round 4
Kyong-go (warning penalty)						1		
Gam-jeom (deduction penalty)								
Offensive kick - 1 point		1	1	1				
Offensive kick - 2 points								
Defensive kick - 1 point					2			
Defensive kick - 2 points								
Offensive punch								
Defensive punch								
Knock down								

Contest Progress

Round 1	ZUBCIC Martina							
	NUNES Debora		1			1		
Round 2	ZUBCIC Martina					1		
	NUNES Debora					K		
Round 3	ZUBCIC Martina							1
	NUNES Debora							
Round 4	ZUBCIC Martina		1					
	NUNES Debora							

Legend:					
DSQ	Won by Disqualification	G	Gam-jeom (deduction penalty)	K	Kyong-go (warning penalty)
KO	Won by Knockout	PTC	Won by Points Ceiling	PTF	Won by Final Score
PTG	Won by Points Gap	PUN	Won by Punitive Declaration	RSC	Won by Referee Stop Contest
SUP	Won by Superiority	WDR	Won by Withdrawal		



CONTEST RESULTS

比赛成绩 / RÉSULTATS DE CONCOURS

LIM Sujeong (KOR) defeated CALABRESE Veronica (ITA) PTF 5:1

Colour	Name	NOC Code	Bib No	Total	Rounds				Total Deuk-jeom (points)	Total Deductions
					1	2	3	4		
Chung (Blue)	LIM Sujeong	KOR	23	5	1	3	1		5	0
Hong (Red)	CALABRESE Veronica	ITA	22	1	0	0	1		1	0

Referee: PRESTON Leon (USA)
Judges: ANDRIYEVSKYY Valeriy (UKR)
ADAM Rosa Maria (MEX)
BARHOUMI Abdessattar (TUN)
CAMPOS Roland (PHI)

Description	LIM Sujeong				CALABRESE Veronica			
	Round 1	Round 2	Round 3	Round 4	Round 1	Round 2	Round 3	Round 4
Kyong-go (warning penalty)								
Gam-jeom (deduction penalty)								
Offensive kick - 1 point		3					1	
Offensive kick - 2 points								
Defensive kick - 1 point	1		1					
Defensive kick - 2 points								
Offensive punch								
Defensive punch								
Knock down								

Contest Progress

Round 1	LIM Sujeong	1						
	CALABRESE Veronica							
Round 2	LIM Sujeong		1		1			1
	CALABRESE Veronica							
Round 3	LIM Sujeong					1		
	CALABRESE Veronica					1		

Legend:					
DSQ	Won by Disqualification	G	Gam-jeom (deduction penalty)	K	Kyong-go (warning penalty)
KO	Won by Knockout	PTC	Won by Points Ceiling	PTF	Won by Final Score
PTG	Won by Points Gap	PUN	Won by Punitive Declaration	RSC	Won by Referee Stop Contest
SUP	Won by Superiority	WDR	Won by Withdrawal		



CONTEST RESULTS

比赛成绩 / RÉSULTATS DE CONCOURS

TANRIKULU Azize (TUR)

defeated

ZUBCIC Martina (CRO)

PTF 5:3

Colour	Name	NOC Code	Bib No	Total	Rounds				Total Deuk-jeom (points)	Total Deductions
					1	2	3	4		
Chung (Blue)	TANRIKULU Azize	TUR	30	5	0	1	4		5	0
Hong (Red)	ZUBCIC Martina	CRO	20	3	2	0	2		4	1

Referee: LOIACONO Samuel (AUS)
Judges: BENALI Youssef (MAR)
KIM MORALES Sue Jionschyon (GUA)
HEMWONNO Jatuporn (THA)
NAGANO Osamu (JPN)

Description	TANRIKULU Azize				ZUBCIC Martina			
	Round 1	Round 2	Round 3	Round 4	Round 1	Round 2	Round 3	Round 4
Kyong-go (warning penalty)		1				2	1	
Gam-jeom (deduction penalty)						1		
Offensive kick - 1 point			1					
Offensive kick - 2 points			1					
Defensive kick - 1 point		1	1		2		2	
Defensive kick - 2 points								
Offensive punch								
Defensive punch								
Knock down								

Contest Progress

Round 1	TANRIKULU Azize							
	ZUBCIC Martina	1				1		
Round 2	TANRIKULU Azize			1				K
	ZUBCIC Martina			K				K
Round 3	TANRIKULU Azize				1	1		2
	ZUBCIC Martina			1	1	K		

Legend:					
DSQ	Won by Disqualification	G	Gam-jeom (deduction penalty)	K	Kyong-go (warning penalty)
KO	Won by Knockout	PTC	Won by Points Ceiling	PTF	Won by Final Score
PTG	Won by Points Gap	PUN	Won by Punitive Declaration	RSC	Won by Referee Stop Contest
SUP	Won by Superiority	WDR	Won by Withdrawal		



CONTEST RESULTS

比赛成绩 / RÉSULTATS DE CONCOURS

SU Li-Wen (TPE) defeated CHEONG Robin (NZL) PTF 1:0

Colour	Name	NOC Code	Bib No	Total	Rounds				Total Deuk-jeom (points)	Total Deductions
					1	2	3	4		
Chung (Blue)	SU Li-Wen	TPE	29	1	0	0	1		1	0
Hong (Red)	CHEONG Robin	NZL	26	0	0	0	0		0	0

Referee: YU Myung Ok (CAN)
Judges: ZANETTE Federico (ITA)
BARHOUMI Abdessattar (TUN)
OETJENS Thekla (GER)
ADAM Rosa Maria (MEX)

Description	SU Li-Wen				CHEONG Robin			
	Round 1	Round 2	Round 3	Round 4	Round 1	Round 2	Round 3	Round 4
Kyong-go (warning penalty)		1						
Gam-jeom (deduction penalty)								
Offensive kick - 1 point								
Offensive kick - 2 points								
Defensive kick - 1 point			1					
Defensive kick - 2 points								
Offensive punch								
Defensive punch								
Knock down								

Contest Progress

Round 1	SU Li-Wen	
	CHEONG Robin	
Round 2	SU Li-Wen	K
	CHEONG Robin	
Round 3	SU Li-Wen	1
	CHEONG Robin	

Legend:					
DSQ	Won by Disqualification	G	Gam-jeom (deduction penalty)	K	Kyong-go (warning penalty)
KO	Won by Knockout	PTC	Won by Points Ceiling	PTF	Won by Final Score
PTG	Won by Points Gap	PUN	Won by Punitive Declaration	RSC	Won by Referee Stop Contest
SUP	Won by Superiority	WDR	Won by Withdrawal		



CONTEST RESULTS

比赛成绩 / RÉSULTATS DE CONCOURS

LOPEZ Diana (USA)

defeated

ELAINE Teo (MAS)

PTF 3:0

Colour	Name	NOC Code	Bib No	Total	Rounds				Total Deuk-jeom (points)	Total Deductions
					1	2	3	4		
Chung (Blue)	LOPEZ Diana	USA	31	3	1	0	2		3	0
Hong (Red)	ELAINE Teo	MAS	24	0	0	0	0		0	0

Referee: KLAY Thomas (SUI)
Judges: LOIACONO Samuel (AUS)
BENALI Youssef (MAR)
NAVARRO INGLES Carmen (ESP)
NOWICKI Dariusz Grzegorz (POL)

Description	LOPEZ Diana				ELAINE Teo			
	Round 1	Round 2	Round 3	Round 4	Round 1	Round 2	Round 3	Round 4
Kyong-go (warning penalty)						1		
Gam-jeom (deduction penalty)								
Offensive kick - 1 point								
Offensive kick - 2 points								
Defensive kick - 1 point	1		2					
Defensive kick - 2 points								
Offensive punch								
Defensive punch								
Knock down								

Contest Progress

Round 1	LOPEZ Diana								1
	ELAINE Teo								
Round 2	LOPEZ Diana								
	ELAINE Teo					K			
Round 3	LOPEZ Diana			1			1		
	ELAINE Teo								

Legend:					
DSQ	Won by Disqualification	G	Gam-jeom (deduction penalty)	K	Kyong-go (warning penalty)
KO	Won by Knockout	PTC	Won by Points Ceiling	PTF	Won by Final Score
PTG	Won by Points Gap	PUN	Won by Punitive Declaration	RSC	Won by Referee Stop Contest
SUP	Won by Superiority	WDR	Won by Withdrawal		



CONTEST RESULTS

比赛成绩 / RÉSULTATS DE CONCOURS

ZUBCIC Martina (CRO)

defeated

SU Li-Wen (TPE)

PTF 5:4

Colour	Name	NOC Code	Bib No	Total	Rounds				Total Deuk-jeom (points)	Total Deductions
					1	2	3	4		
Chung (Blue)	SU Li-Wen	TPE	29	4	2	2	0	0	4	0
Hong (Red)	ZUBCIC Martina	CRO	20	5	2	2	0	1	5	0

Referee: BENALI Youssef (MAR)
Judges: ZANETTE Federico (ITA)
CHELBAT Chakir (SWE)
LEE Thiam Huat (SIN)
OTHMAN Ahmad (JOR)

Description	SU Li-Wen				ZUBCIC Martina			
	Round 1	Round 2	Round 3	Round 4	Round 1	Round 2	Round 3	Round 4
Kyong-go (warning penalty)	1					1		
Gam-jeom (deduction penalty)								
Offensive kick - 1 point								
Offensive kick - 2 points					1	1		
Defensive kick - 1 point								1
Defensive kick - 2 points	1	1						
Offensive punch								
Defensive punch								
Knock down								

Contest Progress

Round 1	SU Li-Wen	2	K
	ZUBCIC Martina		2
Round 2	SU Li-Wen		2
	ZUBCIC Martina	2	K
Round 3	SU Li-Wen		
	ZUBCIC Martina		
Round 4	SU Li-Wen		
	ZUBCIC Martina	1	

Legend:					
DSQ	Won by Disqualification	G	Gam-jeom (deduction penalty)	K	Kyong-go (warning penalty)
KO	Won by Knockout	PTC	Won by Points Ceiling	PTF	Won by Final Score
PTG	Won by Points Gap	PUN	Won by Punitive Declaration	RSC	Won by Referee Stop Contest
SUP	Won by Superiority	WDR	Won by Withdrawal		



CONTEST RESULTS
比赛成绩 / RÉSULTATS DE CONCOURS

LOPEZ Diana (USA) defeated CALABRESE Veronica (ITA) PTF 3:2

Colour	Name	NOC Code	Bib No	Total	Rounds				Total Deuk-jeom (points)	Total Deductions
					1	2	3	4		
Chung (Blue)	CALABRESE Veronica	ITA	22	2	1	1	0	0	2	0
Hong (Red)	LOPEZ Diana	USA	31	3	1	0	1	1	3	0

Referee: CHEN Chun Feng (TPE)
Judges: BARHOUMI Abdessattar (TUN)
HEMWONNO Jatuporn (THA)
NAGANO Osamu (JPN)
LOIACONO Samuel (AUS)

Description	CALABRESE Veronica				LOPEZ Diana			
	Round 1	Round 2	Round 3	Round 4	Round 1	Round 2	Round 3	Round 4
Kyong-go (warning penalty)		1						
Gam-jeom (deduction penalty)								
Offensive kick - 1 point					1			
Offensive kick - 2 points								
Defensive kick - 1 point	1	1					1	1
Defensive kick - 2 points								
Offensive punch								
Defensive punch								
Knock down								

Contest Progress

Round 1	CALABRESE Veronica	1
	LOPEZ Diana	1
Round 2	CALABRESE Veronica	1 K
	LOPEZ Diana	
Round 3	CALABRESE Veronica	
	LOPEZ Diana	1
Round 4	CALABRESE Veronica	
	LOPEZ Diana	1

Legend:					
DSQ	Won by Disqualification	G	Gam-jeom (deduction penalty)	K	Kyong-go (warning penalty)
KO	Won by Knockout	PTC	Won by Points Ceiling	PTF	Won by Final Score
PTG	Won by Points Gap	PUN	Won by Punitive Declaration	RSC	Won by Referee Stop Contest
SUP	Won by Superiority	WDR	Won by Withdrawal		



CONTEST RESULTS

比赛成绩 / RÉSULTATS DE CONCOURS

LIM Sujeong (KOR) defeated TANRIKULU Azize (TUR) PTF 1:0

Colour	Name	NOC Code	Bib No	Total	Rounds				Total Deuk-jeom (points)	Total Deductions
					1	2	3	4		
Chung (Blue)	LIM Sujeong	KOR	23	1	0	1	1		2	1
Hong (Red)	TANRIKULU Azize	TUR	30	0	0	0	0		0	0

Referee: ADAM Rosa Maria (MEX)
Judges: PRESTON Leon (USA)
BENALI Youssef (MAR)
LOIACONO Samuel (AUS)
PENA ARCHNIEGAS Sandra Magally (COL)

Description	LIM Sujeong				TANRIKULU Azize			
	Round 1	Round 2	Round 3	Round 4	Round 1	Round 2	Round 3	Round 4
Kyong-go (warning penalty)	2				1			
Gam-jeom (deduction penalty)	1							
Offensive kick - 1 point								
Offensive kick - 2 points								
Defensive kick - 1 point		1	1					
Defensive kick - 2 points								
Offensive punch								
Defensive punch								
Knock down								

Contest Progress

Round 1	LIM Sujeong			K				K
	TANRIKULU Azize							K
Round 2	LIM Sujeong				1			
	TANRIKULU Azize							
Round 3	LIM Sujeong							1
	TANRIKULU Azize							

Legend:					
DSQ	Won by Disqualification	G	Gam-jeom (deduction penalty)	K	Kyong-go (warning penalty)
KO	Won by Knockout	PTC	Won by Points Ceiling	PTF	Won by Final Score
PTG	Won by Points Gap	PUN	Won by Punitive Declaration	RSC	Won by Referee Stop Contest
SUP	Won by Superiority	WDR	Won by Withdrawal		



ENTRY LIST BY WEIGHT CATEGORY As of 23 AUG 2008
各级别报名名单 / LISTE D'ENTRÉE PAR CATÉGORIE DU POIDS

NOC	Bib Number	Name	Date of Birth	Height m/ft in
ARG - Argentina	33	SANCHEZ BERON Vanina Paola	13 MAR 1979	1.75/5'9"
AUS - Australia	34	MORGAN Tina	10 AUG 1982	1.73/5'8"
CAN - Canada	35	SERGERIE Karine	1 FEB 1985	1.65/5'5"
CRO - Croatia	36	SARIC Sandra	8 MAY 1984	1.75/5'9"
FRA - France	37	EPANGUE Gwladys Patience	15 AUG 1983	1.76/5'9"
GER - Germany	38	FROMM Helena	5 AUG 1987	1.75/5'9"
GRE - Greece	39	MYSTAKIDOU Elisavet	14 AUG 1977	1.77/5'10"
GUI - Guinea	40	BARRY Mariama Dalanda	1 APR 1991	
JPN - Japan	41	OKAMOTO Yoriko	6 SEP 1971	1.69/5'7"
KAZ - Kazakhstan	42	NURKINA Liya	28 SEP 1984	1.71/5'7"
KOR - Korea	43	HWANG Kyungseon	21 MAY 1986	
MAR - Morocco	44	BENABDERRASSOUL Mouna	12 MAY 1984	
PHI - Philippines	45	RIVERO Mary Antoinette	26 FEB 1988	1.70/5'7"
PUR - Puerto Rico	46	OCASIO RODRIGUEZ Asuncion	6 JUN 1987	1.75/5'9"
TUR - Turkey	47	GULER Sibel	28 SEP 1984	1.72/5'8"
UAE - United Arab Emirates	48	ALMAKTOUM Sheikha Maitha	5 MAR 1980	

Note:
All changes are available in INFO



RESULTS

各级别竞赛成绩表 / CLASSEMENT DES RÉSULTATS

Bib No	Name	NOC Code	Quarterfinal	Semifinal	Gold Medal	Gold Medallist
39	MYSTAKIDOU Elisavet	GRE				
46	OCASIO RODRIGUEZ Asuncion	PUR	OCASIO RODRIGUEZ A PTF 1:0			
40	BARRY Mariama Dalanda	GUI		OCASIO RODRIGUEZ A PTF 2:0		
38	FROMM Helena	GER	FROMM H PTF 6:1			
Pool A						
34	MORGAN Tina	AUS			SERGERIE K PTF 2:0	
35	SERGERIE Karine	CAN	SERGERIE K SUP 0:0			
47	GULER Sibel	TUR		SERGERIE K PTF 3:0		
33	SANCHEZ BERON Vanina Paola	ARG	SANCHEZ BERON VP PTF 4:0			
45	RIVERO Mary Antoinette	PHI				HWANG Kyungseon PTF 2:1
36	SARIC Sandra	CRO	SARIC S PTF 4:1			
43	HWANG Kyungseon	KOR		HWANG K PTF 3:1		
48	ALMAKTOUM Sheikha Maitha	UAE	HWANG K PTF 5:1			
Pool B						
44	BENABDERRASSOUL Mouna	MAR			HWANG K PTF 2:1	
41	OKAMOTO Yoriko	JPN	BENABDERRASSOUL M PTF 2:0			
42	NURKINA Liya	KAZ		EPANGUE GP SUP 1:1		
37	EPANGUE Gwladys Patience	FRA	EPANGUE GP PTF 3:0			

Classification	
1	HWANG KOR
2	SERGERIE CAN
3	EPANGUE FRA
3	SARIC CRO
5	MORGAN AUS
5	OCASIO PUR
7	ALMAKTOUM UAE
7	SANCHEZ BERONARG

REPECHAGE

RC1

Bronze

46	OCASIO RODRIGUEZ Asuncion	PUR			
36	SARIC Sandra	CRO		SARIC Sandra PTF 5:1	
48	ALMAKTOUM Sheikha Maitha	UAE	SARIC S PTF 4:0		
34	MORGAN Tina	AUS			
33	SANCHEZ BERON Vanina Paola	ARG	MORGAN T PTG 9:2		
37	EPANGUE Gwladys Patience	FRA		EPANGUE Gwladys Patience PTF 4:1	

Legend:					
DSQ	Won by Disqualification	KO	Won by Knockout	PTC	Won by Points Ceiling
PTF	Won by Final Score	PTG	Won by Points Gap	PUN	Won by Punitive Declaration
RCn	Repechage n	RSC	Won by Referee Stop Contest	SUP	Won by Superiority
WDR	Won by Withdrawal				



CONTEST RESULTS

比赛成绩 / RÉSULTATS DE CONCOURS

OCASIO RODRIGUEZ Asuncion (PUR) defeated FROMM Helena (GER) PTF 2:0

Colour	Name	NOC Code	Bib No	Total	Rounds				Total Deuk-jeom (points)	Total Deductions
					1	2	3	4		
Chung (Blue)	OCASIO RODRIGUEZ Asuncion	PUR	46	2	1	1	0		2	0
Hong (Red)	FROMM Helena	GER	38	0	0	0	0		0	0

Referee: ZHAO Lei (CHN)
Judges: LOIACONO Samuel (AUS)
NAGANO Osamu (JPN)
ARBABI BALUCHESTAN Shahram (IRI)
BARHOUMI Abdessattar (TUN)

Description	OCASIO RODRIGUEZ Asuncion				FROMM Helena			
	Round 1	Round 2	Round 3	Round 4	Round 1	Round 2	Round 3	Round 4
Kyong-go (warning penalty)			1					
Gam-jeom (deduction penalty)								
Offensive kick - 1 point	1							
Offensive kick - 2 points								
Defensive kick - 1 point		1						
Defensive kick - 2 points								
Offensive punch								
Defensive punch								
Knock down								

Contest Progress

Round 1	OCASIO RODRIGUEZ Asuncion								1
	FROMM Helena								
Round 2	OCASIO RODRIGUEZ Asuncion								1
	FROMM Helena								
Round 3	OCASIO RODRIGUEZ Asuncion								
	FROMM Helena								K

Legend:					
DSQ	Won by Disqualification	G	Gam-jeom (deduction penalty)	K	Kyong-go (warning penalty)
KO	Won by Knockout	PTC	Won by Points Ceiling	PTF	Won by Final Score
PTG	Won by Points Gap	PUN	Won by Punitive Declaration	RSC	Won by Referee Stop Contest
SUP	Won by Superiority	WDR	Won by Withdrawal		



CONTEST RESULTS

比赛成绩 / RÉSULTATS DE CONCOURS

SERGERIE Karine (CAN) defeated SANCHEZ BERON Vanina Paola (ARG) PTF 3:0

Colour	Name	NOC Code	Bib No	Total	Rounds				Total Deuk-jeom (points)	Total Deductions
					1	2	3	4		
Chung (Blue)	SERGERIE Karine	CAN	35	3	1	1	2		4	1
Hong (Red)	SANCHEZ BERON Vanina Paola	ARG	33	0	0	0	0		0	0

Referee: CHELBAT Chakir (SWE)
Judges: LEE Thiam Huat (SIN)
ZANETTE Federico (ITA)
OH Il Nam (INA)
MARTINS Paulo (POR)

Description	SERGERIE Karine				SANCHEZ BERON Vanina Paola			
	Round 1	Round 2	Round 3	Round 4	Round 1	Round 2	Round 3	Round 4
Kyong-go (warning penalty)	1		1					
Gam-jeom (deduction penalty)			1					
Offensive kick - 1 point	1	1						
Offensive kick - 2 points								
Defensive kick - 1 point			2					
Defensive kick - 2 points								
Offensive punch								
Defensive punch								
Knock down								

Contest Progress

Round 1	SERGERIE Karine						1	K
	SANCHEZ BERON Vanina Paola							
Round 2	SERGERIE Karine		1					
	SANCHEZ BERON Vanina Paola							
Round 3	SERGERIE Karine		1		1			K
	SANCHEZ BERON Vanina Paola							

Legend:					
DSQ	Won by Disqualification	G	Gam-jeom (deduction penalty)	K	Kyong-go (warning penalty)
KO	Won by Knockout	PTC	Won by Points Ceiling	PTF	Won by Final Score
PTG	Won by Points Gap	PUN	Won by Punitive Declaration	RSC	Won by Referee Stop Contest
SUP	Won by Superiority	WDR	Won by Withdrawal		



CONTEST RESULTS

比赛成绩 / RÉSULTATS DE CONCOURS

HWANG Kyungseon (KOR)

defeated

SARIC Sandra (CRO)

PTF 3:1

Colour	Name	NOC Code	Bib No	Total	Rounds				Total Deuk-jeom (points)	Total Deductions
					1	2	3	4		
Chung (Blue)	SARIC Sandra	CRO	36	1	1	0	0		1	0
Hong (Red)	HWANG Kyungseon	KOR	43	3	1	1	1		3	0

Referee: PRESTON Leon (USA)
Judges: ANDRIYEVSKYY Valeriy (UKR)
BARHOUMI Abdessattar (TUN)
PENA ARCHNIEGAS Sandra Magally (COL)
ARBABI BALUCHESTAN Shahram (IRI)

Description	SARIC Sandra				HWANG Kyungseon			
	Round 1	Round 2	Round 3	Round 4	Round 1	Round 2	Round 3	Round 4
Kyong-go (warning penalty)								
Gam-jeom (deduction penalty)								
Offensive kick - 1 point	1							
Offensive kick - 2 points								
Defensive kick - 1 point					1	1	1	
Defensive kick - 2 points								
Offensive punch								
Defensive punch								
Knock down								

Contest Progress

Round 1	SARIC Sandra	1
	HWANG Kyungseon	1
Round 2	SARIC Sandra	
	HWANG Kyungseon	1
Round 3	SARIC Sandra	
	HWANG Kyungseon	1

Legend:					
DSQ	Won by Disqualification	G	Gam-jeom (deduction penalty)	K	Kyong-go (warning penalty)
KO	Won by Knockout	PTC	Won by Points Ceiling	PTF	Won by Final Score
PTG	Won by Points Gap	PUN	Won by Punitive Declaration	RSC	Won by Referee Stop Contest
SUP	Won by Superiority	WDR	Won by Withdrawal		



CONTEST RESULTS

比赛成绩 / RÉSULTATS DE CONCOURS

EPANGUE Gwladys Patience (FRA) defeated BENABDERRASSOUL Mouna (MAR) SUP 1:1

Colour	Name	NOC Code	Bib No	Total	Rounds				Total Deuk-jeom (points)	Total Deductions
					1	2	3	4		
Chung (Blue)	BENABDERRASSOUL Mouna	MAR	44	1	0	1	1	0	2	1
Hong (Red)	EPANGUE Gwladys Patience	FRA	37	1	0	0	1	0	1	0

Referee: CHEN Chun Feng (TPE)
Judges: LEE Thiam Huat (SIN)
ZHAO Lei (CHN)
OTHMAN Ahmad (JOR)
KIM MORALES Sue Jionschyon (GUA)

Description	BENABDERRASSOUL Mouna				EPANGUE Gwladys Patience			
	Round 1	Round 2	Round 3	Round 4	Round 1	Round 2	Round 3	Round 4
Kyong-go (warning penalty)			2			1		
Gam-jeom (deduction penalty)			1					
Offensive kick - 1 point			1					
Offensive kick - 2 points								
Defensive kick - 1 point		1					1	
Defensive kick - 2 points								
Offensive punch								
Defensive punch								
Knock down								

Contest Progress

Round 1	BENABDERRASSOUL Mouna							
	EPANGUE Gwladys Patience							
Round 2	BENABDERRASSOUL Mouna	1						
	EPANGUE Gwladys Patience							K
Round 3	BENABDERRASSOUL Mouna			K	K		1	
	EPANGUE Gwladys Patience			1				
Round 4	BENABDERRASSOUL Mouna							
	EPANGUE Gwladys Patience							

Legend:					
DSQ	Won by Disqualification	G	Gam-jeom (deduction penalty)	K	Kyong-go (warning penalty)
KO	Won by Knockout	PTC	Won by Points Ceiling	PTF	Won by Final Score
PTG	Won by Points Gap	PUN	Won by Punitive Declaration	RSC	Won by Referee Stop Contest
SUP	Won by Superiority	WDR	Won by Withdrawal		



CONTEST RESULTS

比赛成绩 / RÉSULTATS DE CONCOURS

SERGERIE Karine (CAN) defeated OCASIO RODRIGUEZ Asuncion (PUR) PTF 2:0

Colour	Name	NOC Code	Bib No	Total	Rounds				Total Deuk-jeom (points)	Total Deductions
					1	2	3	4		
Chung (Blue)	OCASIO RODRIGUEZ Asuncion	PUR	46	0	0	0	0		0	0
Hong (Red)	SERGERIE Karine	CAN	35	2	2	0	0		2	0

Referee: OETJENS Thekla (GER)
Judges: ANDRIYEVSKYY Valeriy (UKR)
CAMPOS Roland (PHI)
KLAY Thomas (SUI)
OTHMAN Ahmad (JOR)

Description	OCASIO RODRIGUEZ Asuncion				SERGERIE Karine			
	Round 1	Round 2	Round 3	Round 4	Round 1	Round 2	Round 3	Round 4
Kyong-go (warning penalty)			1					
Gam-jeom (deduction penalty)								
Offensive kick - 1 point					1			
Offensive kick - 2 points								
Defensive kick - 1 point					1			
Defensive kick - 2 points								
Offensive punch								
Defensive punch								
Knock down								

Contest Progress

Round 1	OCASIO RODRIGUEZ Asuncion							
	SERGERIE Karine		1		1			
Round 2	OCASIO RODRIGUEZ Asuncion							
	SERGERIE Karine							
Round 3	OCASIO RODRIGUEZ Asuncion							K
	SERGERIE Karine							

Legend:					
DSQ	Won by Disqualification	G	Gam-jeom (deduction penalty)	K	Kyong-go (warning penalty)
KO	Won by Knockout	PTC	Won by Points Ceiling	PTF	Won by Final Score
PTG	Won by Points Gap	PUN	Won by Punitive Declaration	RSC	Won by Referee Stop Contest
SUP	Won by Superiority	WDR	Won by Withdrawal		



CONTEST RESULTS

比赛成绩 / RÉSULTATS DE CONCOURS

HWANG Kyungseon (KOR) defeated EPANGUE Gwladys Patience (FRA) PTF 2:1

Colour	Name	NOC Code	Bib No	Total	Rounds				Total Deuk-jeom (points)	Total Deductions
					1	2	3	4		
Chung (Blue)	HWANG Kyungseon	KOR	43	2	1	0	0	1	2	0
Hong (Red)	EPANGUE Gwladys Patience	FRA	37	1	1	0	1	0	2	1

Referee: BENALI Youssef (MAR)
Judges: KIM MORALES Sue Jionschyon (GUA)
BARHOUMI Abdessattar (TUN)
LOIACONO Samuel (AUS)
PENA ARCHNIEGAS Sandra Magally (COL)

Description	HWANG Kyungseon				EPANGUE Gwladys Patience			
	Round 1	Round 2	Round 3	Round 4	Round 1	Round 2	Round 3	Round 4
Kyong-go (warning penalty)	1				1	1		
Gam-jeom (deduction penalty)						1		
Offensive kick - 1 point					1			
Offensive kick - 2 points								
Defensive kick - 1 point	1			1			1	
Defensive kick - 2 points								
Offensive punch								
Defensive punch								
Knock down								

Contest Progress

Round 1	HWANG Kyungseon	1	K
	EPANGUE Gwladys Patience	1	K
Round 2	HWANG Kyungseon		
	EPANGUE Gwladys Patience	K	
Round 3	HWANG Kyungseon		
	EPANGUE Gwladys Patience	1	
Round 4	HWANG Kyungseon	1	
	EPANGUE Gwladys Patience		

Legend:					
DSQ	Won by Disqualification	G	Gam-jeom (deduction penalty)	K	Kyong-go (warning penalty)
KO	Won by Knockout	PTC	Won by Points Ceiling	PTF	Won by Final Score
PTG	Won by Points Gap	PUN	Won by Punitive Declaration	RSC	Won by Referee Stop Contest
SUP	Won by Superiority	WDR	Won by Withdrawal		



CONTEST RESULTS

比赛成绩 / RÉSULTATS DE CONOURS

MORGAN Tina (AUS) defeated SANCHEZ BERON Vanina Paola (ARG) PTG 9:2

Colour	Name	NOC Code	Bib No	Total	Rounds				Total Deuk-jeom (points)	Total Deductions
					1	2	3	4		
Chung (Blue)	MORGAN Tina	AUS	34	9	2	6	1		9	0
Hong (Red)	SANCHEZ BERON Vanina Paola	ARG	33	2	1	1	0		2	0

Referee: CHEN Chun Feng (TPE)
Judges: COLEUX Thierry (FRA)
BANG Kyung Ae (KOR)
LEE Thiam Huat (SIN)
ZANETTE Federico (ITA)

Description	MORGAN Tina				SANCHEZ BERON Vanina Paola			
	Round 1	Round 2	Round 3	Round 4	Round 1	Round 2	Round 3	Round 4
Kyong-go (warning penalty)								
Gam-jeom (deduction penalty)								
Offensive kick - 1 point	1				1	1		
Offensive kick - 2 points								
Defensive kick - 1 point	1	2	1					
Defensive kick - 2 points		2						
Offensive punch								
Defensive punch								
Knock down								

Contest Progress

Round 1	MORGAN Tina	1	1
	SANCHEZ BERON Vanina Paola		1
Round 2	MORGAN Tina	1 2 1 2	
	SANCHEZ BERON Vanina Paola	1	
Round 3	MORGAN Tina	1	
	SANCHEZ BERON Vanina Paola		

Legend:					
DSQ	Won by Disqualification	G	Gam-jeom (deduction penalty)	K	Kyong-go (warning penalty)
KO	Won by Knockout	PTC	Won by Points Ceiling	PTF	Won by Final Score
PTG	Won by Points Gap	PUN	Won by Punitive Declaration	RSC	Won by Referee Stop Contest
SUP	Won by Superiority	WDR	Won by Withdrawal		



CONTEST RESULTS

比赛成绩 / RÉSULTATS DE CONCOURS

SARIC Sandra (CRO) defeated ALMAKTOUM Sheikha Maitha (UAE) PTF 4:0

Colour	Name	NOC Code	Bib No	Total	Rounds				Total Deuk-jeom (points)	Total Deductions
					1	2	3	4		
Chung (Blue)	SARIC Sandra	CRO	36	4	1	1	3		5	1
Hong (Red)	ALMAKTOUM Sheikha Maitha	UAE	48	0	0	0	0		0	0

Referee: LOIACONO Samuel (AUS)
Judges: CAMPOS Roland (PHI)
NAGANO Osamu (JPN)
NOWICKI Dariusz Grzegorz (POL)
MARTINS Paulo (POR)

Description	SARIC Sandra				ALMAKTOUM Sheikha Maitha			
	Round 1	Round 2	Round 3	Round 4	Round 1	Round 2	Round 3	Round 4
Kyong-go (warning penalty)		2						
Gam-jeom (deduction penalty)		1						
Offensive kick - 1 point	1	1	1					
Offensive kick - 2 points								
Defensive kick - 1 point			2					
Defensive kick - 2 points								
Offensive punch								
Defensive punch								
Knock down								

Contest Progress

Round 1	SARIC Sandra	1	ALMAKTOUM Sheikha Maitha
Round 2	SARIC Sandra	K	ALMAKTOUM Sheikha Maitha
Round 3	SARIC Sandra	1	ALMAKTOUM Sheikha Maitha

Legend:					
DSQ	Won by Disqualification	G	Gam-jeom (deduction penalty)	K	Kyong-go (warning penalty)
KO	Won by Knockout	PTC	Won by Points Ceiling	PTF	Won by Final Score
PTG	Won by Points Gap	PUN	Won by Punitive Declaration	RSC	Won by Referee Stop Contest
SUP	Won by Superiority	WDR	Won by Withdrawal		



CONTEST RESULTS

比赛成绩 / RÉSULTATS DE CONCOURS

EPANGUE Gwladys Patience (FRA) defeated MORGAN Tina (AUS) PTF 4:1

Colour	Name	NOC Code	Bib No	Total	Rounds				Total Deuk-jeom (points)	Total Deductions
					1	2	3	4		
Chung (Blue)	MORGAN Tina	AUS	34	1	0	1	0		1	0
Hong (Red)	EPANGUE Gwladys Patience	FRA	37	4	2	1	1		4	0

Referee: BANG Kyung Ae (KOR)
Judges: LEE Thiam Huat (SIN)
PENA ARCHNIEGAS Sandra Magally (COL)
HEMWONNO Jatuporn (THA)
NAGANO Osamu (JPN)

Description	MORGAN Tina				EPANGUE Gwladys Patience			
	Round 1	Round 2	Round 3	Round 4	Round 1	Round 2	Round 3	Round 4
Kyong-go (warning penalty)						1		
Gam-jeom (deduction penalty)								
Offensive kick - 1 point					1	1		
Offensive kick - 2 points								
Defensive kick - 1 point		1			1		1	
Defensive kick - 2 points								
Offensive punch								
Defensive punch								
Knock down								

Contest Progress

Round 1	MORGAN Tina							
	EPANGUE Gwladys Patience		1			1		
Round 2	MORGAN Tina			1				
	EPANGUE Gwladys Patience			1			K	
Round 3	MORGAN Tina							
	EPANGUE Gwladys Patience							1

Legend:					
DSQ	Won by Disqualification	G	Gam-jeom (deduction penalty)	K	Kyong-go (warning penalty)
KO	Won by Knockout	PTC	Won by Points Ceiling	PTF	Won by Final Score
PTG	Won by Points Gap	PUN	Won by Punitive Declaration	RSC	Won by Referee Stop Contest
SUP	Won by Superiority	WDR	Won by Withdrawal		



CONTEST RESULTS

比赛成绩 / RÉSULTATS DE CONCOURS

SARIC Sandra (CRO) defeated OCASIO RODRIGUEZ Asuncion (PUR) PTF 5:1

Colour	Name	NOC Code	Bib No	Total	Rounds				Total Deuk-jeom (points)	Total Deductions
					1	2	3	4		
Chung (Blue)	OCASIO RODRIGUEZ Asuncion	PUR	46	1	1	0	0		1	0
Hong (Red)	SARIC Sandra	CRO	36	5	4	0	1		5	0

Referee: CHEN Chun Feng (TPE)
Judges: OTHMAN Ahmad (JOR)
BARHOUMI Abdessattar (TUN)
LOIACONO Samuel (AUS)
OH Il Nam (INA)

Description	OCASIO RODRIGUEZ Asuncion				SARIC Sandra			
	Round 1	Round 2	Round 3	Round 4	Round 1	Round 2	Round 3	Round 4
Kyong-go (warning penalty)							1	
Gam-jeom (deduction penalty)								
Offensive kick - 1 point	1				2		1	
Offensive kick - 2 points								
Defensive kick - 1 point					2			
Defensive kick - 2 points								
Offensive punch								
Defensive punch								
Knock down								

Contest Progress

Round 1	OCASIO RODRIGUEZ Asuncion						1	
	SARIC Sandra	1			1		1	1
Round 2	OCASIO RODRIGUEZ Asuncion							
	SARIC Sandra							
Round 3	OCASIO RODRIGUEZ Asuncion							
	SARIC Sandra			K	1			

Legend:					
DSQ	Won by Disqualification	G	Gam-jeom (deduction penalty)	K	Kyong-go (warning penalty)
KO	Won by Knockout	PTC	Won by Points Ceiling	PTF	Won by Final Score
PTG	Won by Points Gap	PUN	Won by Punitive Declaration	RSC	Won by Referee Stop Contest
SUP	Won by Superiority	WDR	Won by Withdrawal		



CONTEST RESULTS

比赛成绩 / RÉSULTATS DE CONCOURS

HWANG Kyungseon (KOR)

defeated

SERGERIE Karine (CAN)

PTF 2:1

Colour	Name	NOC Code	Bib No	Total	Rounds				Total Deuk-jeom (points)	Total Deductions
					1	2	3	4		
Chung (Blue)	SERGERIE Karine	CAN	35	1	1	0	0		1	0
Hong (Red)	HWANG Kyungseon	KOR	43	2	0	1	1		2	0

Referee: CHELBAT Chakir (SWE)
Judges: NAVARRO INGLES Carmen (ESP)
LOIACONO Samuel (AUS)
BENALI Youssef (MAR)
OETJENS Thekla (GER)

Description	SERGERIE Karine				HWANG Kyungseon			
	Round 1	Round 2	Round 3	Round 4	Round 1	Round 2	Round 3	Round 4
Kyong-go (warning penalty)		1				1		
Gam-jeom (deduction penalty)								
Offensive kick - 1 point						1		
Offensive kick - 2 points								
Defensive kick - 1 point	1						1	
Defensive kick - 2 points								
Offensive punch								
Defensive punch								
Knock down								

Contest Progress

Round 1	SERGERIE Karine							1
	HWANG Kyungseon							
Round 2	SERGERIE Karine			K				
	HWANG Kyungseon						K 1	
Round 3	SERGERIE Karine							
	HWANG Kyungseon						1	

Legend:					
DSQ	Won by Disqualification	G	Gam-jeom (deduction penalty)	K	Kyong-go (warning penalty)
KO	Won by Knockout	PTC	Won by Points Ceiling	PTF	Won by Final Score
PTG	Won by Points Gap	PUN	Won by Punitive Declaration	RSC	Won by Referee Stop Contest
SUP	Won by Superiority	WDR	Won by Withdrawal		



ENTRY LIST BY WEIGHT CATEGORY As of 23 AUG 2008
各级别报名名单 / LISTE D'ENTRÉE PAR CATÉGORIE DU POIDS

NOC	Bib Number	Name	Date of Birth	Height m/ft in
AUS - Australia	49	MARTON Carmen	30 JUN 1986	1.72/5'8"
BRA - Brazil	50	FALAVIGNA Natalia	9 MAY 1984	1.78/5'10"
CHN - People's Republic of China	51	CHEN Zhong	22 NOV 1982	1.83/6'0"
ECU - Ecuador	52	BENITES Lorena	24 JUL 1982	1.74/5'9"
EGY - Egypt	53	ABD RABO Noha	2 JAN 1987	
ESP - Spain	54	SIMON Rosana	11 JUL 1989	1.80/5'11"
GBR - Great Britain	55	STEVENSON Sarah	30 MAR 1983	1.77/5'10"
GRE - Greece	56	KOUVARI Kyriaki	19 JAN 1984	1.80/5'11"
JOR - Jordan	57	DAWANI Nadin	20 APR 1988	1.79/5'10"
MAS - Malaysia	58	CHE Chew Chan	1 OCT 1982	1.79/5'10"
MEX - Mexico	59	ESPINOZA Maria del Rosario	29 NOV 1987	1.73/5'8"
NOR - Norway	60	SOLHEIM Nina	4 AUG 1979	1.70/5'7"
SWE - Sweden	61	KEDZIERSKA Karolina	14 SEP 1987	1.80/5'11"
TUN - Tunisia	62	BEN HAMZA Khaoula	18 MAY 1991	1.72/5'8"
UZB - Uzbekistan	63	KARIMOVA Evgeniya	12 JUN 1989	1.76/5'9"
VEN - Venezuela	64	CARMONA GUTIERREZ Adriana	3 DEC 1972	1.77/5'10"

Note:
All changes are available in INFO



RESULTS

各级别竞赛成绩表 / CLASSEMENT DES RÉSULTATS

Bib No	Name	NOC Code	Quarterfinal	Semifinal	Gold Medal	Gold Medallist
60	SOLHEIM Nina	NOR				
53	ABD RABO Noha	EGY	SOLHEIM N PTF 9:3			
58	CHE Chew Chan	MAS		SOLHEIM N PTF 3:1		
63	KARIMOVA Evgeniya	UZB	CHE CC PTF 5:4			
Pool A						
52	BENITES Lorena	ECU			SOLHEIM N SUP 2:2	
49	MARTON Carmen	AUS	MARTON C PTF 2:0			
50	FALAVIGNA Natalia	BRA		FALAVIGNA N PTF 5:2		
56	KOUVARI Kyriaki	GRE	FALAVIGNA N PTF 3:1			
62	BEN HAMZA Khaoula	TUN				ESPINOZA Maria del Rosario PTF 3:1
59	ESPINOZA Maria del Rosario	MEX	ESPINOZA MDR PTF 4:0			
61	KEDZIERSKA Karolina	SWE		ESPINOZA MDR PTF 4:2		
54	SIMON Rosana	ESP	KEDZIERSKA K PTF 5:4			
Pool B						
51	CHEN Zhong	CHN			ESPINOZA MDR PTF 4:1	
64	CARMONA GUTIERREZ Adriana	VEN	CHEN Z PTF 3:1			
57	DAWANI Nadin	JOR		STEVENSON S PTF 2:1		
55	STEVENSON Sarah	GBR	STEVENSON S PTF 3:2			

Classification	
1	ESPINOZA MEX
2	SOLHEIM NOR
3	FALAVIGNA BRA
3	STEVENSON GBR
5	ABD RABO EGY
5	KEDZIERSKA SWE
7	BEN HAMZA TUN
7	CHE MAS

REPECHAGE

RC1

Bronze

50	FALAVIGNA Natalia	BRA			
61	KEDZIERSKA Karolina	SWE		FALAVIGNA Natalia PTF 5:2	
62	BEN HAMZA Khaoula	TUN	KEDZIERSKA K PTF 5:4		
53	ABD RABO Noha	EGY			
58	CHE Chew Chan	MAS	ABD RABO N PTF 5:1		
55	STEVENSON Sarah	GBR		STEVENSON Sarah PTF 5:1	

Legend:					
DSQ	Won by Disqualification	KO	Won by Knockout	PTC	Won by Points Ceiling
PTF	Won by Final Score	PTG	Won by Points Gap	PUN	Won by Punitive Declaration
RCn	Repechage n	RSC	Won by Referee Stop Contest	SUP	Won by Superiority
WDR	Won by Withdrawal				

Decision by the Competition Supervisory Board is to reverse the result of contest CHN-GBR because of error in judgment. The score has been corrected from 0-1 to 2-1.



CONTEST RESULTS

比赛成绩 / RÉSULTATS DE CONCOURS

SOLHEIM Nina (NOR) defeated CHE Chew Chan (MAS) PTF 3:1

Colour	Name	NOC Code	Bib No	Total	Rounds				Total Deuk-jeom (points)	Total Deductions
					1	2	3	4		
Chung (Blue)	SOLHEIM Nina	NOR	60	3	1	3	1		5	2
Hong (Red)	CHE Chew Chan	MAS	58	1	0	0	1		1	0

Referee: BENALI Youssef (MAR)
Judges: COLEUX Thierry (FRA)
BANG Kyung Ae (KOR)
KLAY Thomas (SUI)
ARBABI BALUCHESTAN Shahram (IRI)

Description	SOLHEIM Nina				CHE Chew Chan			
	Round 1	Round 2	Round 3	Round 4	Round 1	Round 2	Round 3	Round 4
Kyong-go (warning penalty)		2	2					
Gam-jeom (deduction penalty)		1	1					
Offensive kick - 1 point		1					1	
Offensive kick - 2 points								
Defensive kick - 1 point	1	2	1					
Defensive kick - 2 points								
Offensive punch								
Defensive punch								
Knock down								

Contest Progress

Round 1	SOLHEIM Nina						1		
	CHE Chew Chan								
Round 2	SOLHEIM Nina		1	1	1	K		K	
	CHE Chew Chan								
Round 3	SOLHEIM Nina					K	1		K
	CHE Chew Chan				1				

Legend:					
DSQ	Won by Disqualification	G	Gam-jeom (deduction penalty)	K	Kyong-go (warning penalty)
KO	Won by Knockout	PTC	Won by Points Ceiling	PTF	Won by Final Score
PTG	Won by Points Gap	PUN	Won by Punitive Declaration	RSC	Won by Referee Stop Contest
SUP	Won by Superiority	WDR	Won by Withdrawal		



CONTEST RESULTS

比赛成绩 / RÉSULTATS DE CONCOURS

FALAVIGNA Natalia (BRA)

defeated

MARTON Carmen (AUS)

PTF 5:2

Colour	Name	NOC Code	Bib No	Total	Rounds				Total Deuk-jeom (points)	Total Deductions
					1	2	3	4		
Chung (Blue)	MARTON Carmen	AUS	49	2	1	1	0		2	0
Hong (Red)	FALAVIGNA Natalia	BRA	50	5	0	2	4		6	1

Referee: NAVARRO INGLES Carmen (ESP)

Judges: HUBER Christian (AUT)

HEMWONNO Jatuporn (THA)

LEE Thiam Huat (SIN)

OETJENS Thekla (GER)

Description	MARTON Carmen				FALAVIGNA Natalia			
	Round 1	Round 2	Round 3	Round 4	Round 1	Round 2	Round 3	Round 4
Kyong-go (warning penalty)	1				1		1	
Gam-jeom (deduction penalty)							1	
Offensive kick - 1 point						2	2	
Offensive kick - 2 points								
Defensive kick - 1 point	1	1					2	
Defensive kick - 2 points								
Offensive punch								
Defensive punch								
Knock down								

Contest Progress

Round 1	MARTON Carmen					K		1		
	FALAVIGNA Natalia						K			
Round 2	MARTON Carmen							1		
	FALAVIGNA Natalia		1		1					
Round 3	MARTON Carmen									
	FALAVIGNA Natalia			1				1	1	1 K

Legend:

DSQ Won by Disqualification
KO Won by Knockout
PTG Won by Points Gap
SUP Won by Superiority

G Gam-jeom (deduction penalty)
PTC Won by Points Ceiling
PUN Won by Punitive Declaration
WDR Won by Withdrawal

K Kyong-go (warning penalty)
PTF Won by Final Score
RSC Won by Referee Stop Contest



CONTEST RESULTS

比赛成绩 / RÉSULTATS DE CONCOURS

ESPINOZA Maria del Rosario (MEX) defeated KEDZIERSKA Karolina (SWE) PTF 4:2

Colour	Name	NOC Code	Bib No	Total	Rounds				Total Deuk-jeom (points)	Total Deductions
					1	2	3	4		
Chung (Blue)	ESPINOZA Maria del Rosario	MEX	59	4	1	3	1		5	1
Hong (Red)	KEDZIERSKA Karolina	SWE	61	2	1	1	0		2	0

Referee: OH Il Nam (INA)
Judges: BARHOUMI Abdessattar (TUN)
BANG Kyung Ae (KOR)
NAGANO Osamu (JPN)
CHEN Chun Feng (TPE)

Description	ESPINOZA Maria del Rosario				KEDZIERSKA Karolina			
	Round 1	Round 2	Round 3	Round 4	Round 1	Round 2	Round 3	Round 4
Kyong-go (warning penalty)		1	1					
Gam-jeom (deduction penalty)			1					
Offensive kick - 1 point	1	3	1					
Offensive kick - 2 points								
Defensive kick - 1 point					1	1		
Defensive kick - 2 points								
Offensive punch								
Defensive punch								
Knock down								

Contest Progress

Round 1	ESPINOZA Maria del Rosario							1	
	KEDZIERSKA Karolina							1	
Round 2	ESPINOZA Maria del Rosario		1					1	1 K
	KEDZIERSKA Karolina							1	
Round 3	ESPINOZA Maria del Rosario						1		K
	KEDZIERSKA Karolina								

Legend:					
DSQ	Won by Disqualification	G	Gam-jeom (deduction penalty)	K	Kyong-go (warning penalty)
KO	Won by Knockout	PTC	Won by Points Ceiling	PTF	Won by Final Score
PTG	Won by Points Gap	PUN	Won by Punitive Declaration	RSC	Won by Referee Stop Contest
SUP	Won by Superiority	WDR	Won by Withdrawal		



CONTEST RESULTS

比赛成绩 / RÉSULTATS DE CONCOURS

CORRECTED

STEVENSON Sarah (GBR) defeated CHEN Zhong (CHN) PTF 2:1

Colour	Name	NOC Code	Bib No	Total	Rounds				Total Deuk-jeom (points)	Total Deductions
					1	2	3	4		
Chung (Blue)	CHEN Zhong	CHN	51	1	0	1	0		1	0
Hong (Red)	STEVENSON Sarah	GBR	55	2	0	0	2		2	0

Referee: BENALI Youssef (MAR)
Judges: OTHMAN Ahmad (JOR)
PENA ARCHNIEGAS Sandra Magally (COL)
PRESTON Leon (USA)
ZANETTE Federico (ITA)

Description	CHEN Zhong				STEVENSON Sarah			
	Round 1	Round 2	Round 3	Round 4	Round 1	Round 2	Round 3	Round 4
Kyong-go (warning penalty)		1				1		
Gam-jeom (deduction penalty)								
Offensive kick - 1 point		1						
Offensive kick - 2 points							1	
Defensive kick - 1 point								
Defensive kick - 2 points								
Offensive punch								
Defensive punch								
Knock down								

Contest Progress

Round 1	CHEN Zhong							
	STEVENSON Sarah							
Round 2	CHEN Zhong					K		1
	STEVENSON Sarah					K		
Round 3	CHEN Zhong							
	STEVENSON Sarah							2

Legend:					
DSQ	Won by Disqualification	G	Gam-jeom (deduction penalty)	K	Kyong-go (warning penalty)
KO	Won by Knockout	PTC	Won by Points Ceiling	PTF	Won by Final Score
PTG	Won by Points Gap	PUN	Won by Punitive Declaration	RSC	Won by Referee Stop Contest
SUP	Won by Superiority	WDR	Won by Withdrawal		

Decision by the Competition Supervisory Board is to reverse the result of contest CHN-GBR because of error in judgment. The score has been corrected from 0-1 to 2-1. The contest progress in round three has been updated.



CONTEST RESULTS

比赛成绩 / RÉSULTATS DE CONCOURS

SOLHEIM Nina (NOR)

defeated

FALAVIGNA Natalia (BRA)

SUP 2:2

Colour	Name	NOC Code	Bib No	Total	Rounds				Total Deuk-jeom (points)	Total Deductions
					1	2	3	4		
Chung (Blue)	SOLHEIM Nina	NOR	60	2	1	0	1	0	2	0
Hong (Red)	FALAVIGNA Natalia	BRA	50	2	0	1	1	0	2	0

Referee: BANG Kyung Ae (KOR)
Judges: NAGANO Osamu (JPN)
HEMWONNO Jatuporn (THA)
ARBABI BALUCHESTAN Shahram (IRI)
BENALI Youssef (MAR)

Description	SOLHEIM Nina				FALAVIGNA Natalia			
	Round 1	Round 2	Round 3	Round 4	Round 1	Round 2	Round 3	Round 4
Kyong-go (warning penalty)		1		1			1	1
Gam-jeom (deduction penalty)								
Offensive kick - 1 point	1						1	
Offensive kick - 2 points								
Defensive kick - 1 point			1			1		
Defensive kick - 2 points								
Offensive punch								
Defensive punch								
Knock down								

Contest Progress

Round 1	SOLHEIM Nina	1	FALAVIGNA Natalia
Round 2	SOLHEIM Nina	K	FALAVIGNA Natalia
Round 3	SOLHEIM Nina		FALAVIGNA Natalia
Round 4	SOLHEIM Nina	K	FALAVIGNA Natalia

Legend:					
DSQ	Won by Disqualification	G	Gam-jeom (deduction penalty)	K	Kyong-go (warning penalty)
KO	Won by Knockout	PTC	Won by Points Ceiling	PTF	Won by Final Score
PTG	Won by Points Gap	PUN	Won by Punitive Declaration	RSC	Won by Referee Stop Contest
SUP	Won by Superiority	WDR	Won by Withdrawal		



CONTEST RESULTS
比赛成绩 / RÉSULTATS DE CONCOURS

ESPINOZA Maria del Rosario (MEX) defeated STEVENSON Sarah (GBR) PTF 4:1

Colour	Name	NOC Code	Bib No	Total	Rounds				Total Deuk-jeom (points)	Total Deductions
					1	2	3	4		
Chung (Blue)	ESPINOZA Maria del Rosario	MEX	59	4	2	2	0		4	0
Hong (Red)	STEVENSON Sarah	GBR	55	1	0	1	0		1	0

Referee: CHEN Chun Feng (TPE)
Judges: LEE Thiam Huat (SIN)
YU Myung Ok (CAN)
ANDRIYEVSKYY Valeriy (UKR)
LOIACONO Samuel (AUS)

Description	ESPINOZA Maria del Rosario				STEVENSON Sarah			
	Round 1	Round 2	Round 3	Round 4	Round 1	Round 2	Round 3	Round 4
Kyong-go (warning penalty)		1			1			
Gam-jeom (deduction penalty)								
Offensive kick - 1 point	2					1		
Offensive kick - 2 points								
Defensive kick - 1 point		2						
Defensive kick - 2 points								
Offensive punch								
Defensive punch								
Knock down								

Contest Progress

Round 1	ESPINOZA Maria del Rosario	1	1
	STEVENSON Sarah		K
Round 2	ESPINOZA Maria del Rosario	1	1
	STEVENSON Sarah		1
Round 3	ESPINOZA Maria del Rosario		
	STEVENSON Sarah		

Legend:					
DSQ	Won by Disqualification	G	Gam-jeom (deduction penalty)	K	Kyong-go (warning penalty)
KO	Won by Knockout	PTC	Won by Points Ceiling	PTF	Won by Final Score
PTG	Won by Points Gap	PUN	Won by Punitive Declaration	RSC	Won by Referee Stop Contest
SUP	Won by Superiority	WDR	Won by Withdrawal		



CONTEST RESULTS

比赛成绩 / RÉSULTATS DE CONCOURS

ABD RABO Noha (EGY)

defeated

CHE Chew Chan (MAS)

PTF 5:1

Colour	Name	NOC Code	Bib No	Total	Rounds				Total Deuk-jeom (points)	Total Deductions
					1	2	3	4		
Chung (Blue)	ABD RABO Noha	EGY	53	5	0	2	3		5	0
Hong (Red)	CHE Chew Chan	MAS	58	1	0	0	1		1	0

Referee: ADAM Rosa Maria (MEX)
Judges: NOWICKI Dariusz Grzegorz (POL)
HUBER Christian (AUT)
YU Myung Ok (CAN)
COLEUX Thierry (FRA)

Description	ABD RABO Noha				CHE Chew Chan			
	Round 1	Round 2	Round 3	Round 4	Round 1	Round 2	Round 3	Round 4
Kyong-go (warning penalty)			1					
Gam-jeom (deduction penalty)								
Offensive kick - 1 point		1					1	
Offensive kick - 2 points								
Defensive kick - 1 point		1	3					
Defensive kick - 2 points								
Offensive punch								
Defensive punch								
Knock down								

Contest Progress

Round 1	ABD RABO Noha								
	CHE Chew Chan								
Round 2	ABD RABO Noha		1				1		
	CHE Chew Chan								
Round 3	ABD RABO Noha	1	K		1	1			
	CHE Chew Chan					1			

Legend:					
DSQ	Won by Disqualification	G	Gam-jeom (deduction penalty)	K	Kyong-go (warning penalty)
KO	Won by Knockout	PTC	Won by Points Ceiling	PTF	Won by Final Score
PTG	Won by Points Gap	PUN	Won by Punitive Declaration	RSC	Won by Referee Stop Contest
SUP	Won by Superiority	WDR	Won by Withdrawal		



CONTEST RESULTS

比赛成绩 / RÉSULTATS DE CONCOURS

KEDZIERSKA Karolina (SWE) defeated BEN HAMZA Khaoula (TUN) PTF 5:4

Colour	Name	NOC Code	Bib No	Total	Rounds				Total Deuk-jeom (points)	Total Deductions
					1	2	3	4		
Chung (Blue)	KEDZIERSKA Karolina	SWE	61	5	3	3	0		6	1
Hong (Red)	BEN HAMZA Khaoula	TUN	62	4	1	2	1		4	0

Referee: BANG Kyung Ae (KOR)
Judges: HEMWONNO Jatuporn (THA)
NAGANO Osamu (JPN)
CAMPOS Roland (PHI)
LOIACONO Samuel (AUS)

Description	KEDZIERSKA Karolina				BEN HAMZA Khaoula			
	Round 1	Round 2	Round 3	Round 4	Round 1	Round 2	Round 3	Round 4
Kyong-go (warning penalty)			2					
Gam-jeom (deduction penalty)			1					
Offensive kick - 1 point		1			1	1	1	
Offensive kick - 2 points								
Defensive kick - 1 point	3	2				1		
Defensive kick - 2 points								
Offensive punch								
Defensive punch								
Knock down								

Contest Progress

Round 1	KEDZIERSKA Karolina	1	1				1	
	BEN HAMZA Khaoula						1	
Round 2	KEDZIERSKA Karolina	1	11					
	BEN HAMZA Khaoula	1						1
Round 3	KEDZIERSKA Karolina					K		K
	BEN HAMZA Khaoula			1				

Legend:					
DSQ	Won by Disqualification	G	Gam-jeom (deduction penalty)	K	Kyong-go (warning penalty)
KO	Won by Knockout	PTC	Won by Points Ceiling	PTF	Won by Final Score
PTG	Won by Points Gap	PUN	Won by Punitive Declaration	RSC	Won by Referee Stop Contest
SUP	Won by Superiority	WDR	Won by Withdrawal		



CONTEST RESULTS

比赛成绩 / RÉSULTATS DE CONCOURS

STEVENSON Sarah (GBR)

defeated

ABD RABO Noha (EGY)

PTF 5:1

Colour	Name	NOC Code	Bib No	Total	Rounds				Total Deuk-jeom (points)	Total Deductions
					1	2	3	4		
Chung (Blue)	ABD RABO Noha	EGY	53	1	0	0	1		1	0
Hong (Red)	STEVENSON Sarah	GBR	55	5	1	2	3		6	1

Referee: YU Myung Ok (CAN)
Judges: LEE Thiam Huat (SIN)
CAMPOS Roland (PHI)
ADAM Rosa Maria (MEX)
HEMWONNO Jatuporn (THA)

Description	ABD RABO Noha				STEVENSON Sarah			
	Round 1	Round 2	Round 3	Round 4	Round 1	Round 2	Round 3	Round 4
Kyong-go (warning penalty)			1			1	1	
Gam-jeom (deduction penalty)							1	
Offensive kick - 1 point			1			1	2	
Offensive kick - 2 points								
Defensive kick - 1 point					1	1	1	
Defensive kick - 2 points								
Offensive punch								
Defensive punch								
Knock down								

Contest Progress

Round 1	ABD RABO Noha							
	STEVENSON Sarah				1			
Round 2	ABD RABO Noha							
	STEVENSON Sarah		1				K	1
Round 3	ABD RABO Noha			1				
	STEVENSON Sarah			1		1		K 1

Legend:					
DSQ	Won by Disqualification	G	Gam-jeom (deduction penalty)	K	Kyong-go (warning penalty)
KO	Won by Knockout	PTC	Won by Points Ceiling	PTF	Won by Final Score
PTG	Won by Points Gap	PUN	Won by Punitive Declaration	RSC	Won by Referee Stop Contest
SUP	Won by Superiority	WDR	Won by Withdrawal		



CONTEST RESULTS

比赛成绩 / RÉSULTATS DE CONOURS

FALAVIGNA Natalia (BRA) defeated KEDZIERSKA Karolina (SWE) PTF 5:2

Colour	Name	NOC Code	Bib No	Total	Rounds				Total Deuk-jeom (points)	Total Deductions
					1	2	3	4		
Chung (Blue)	FALAVIGNA Natalia	BRA	50	5	2	3	1		6	1
Hong (Red)	KEDZIERSKA Karolina	SWE	61	2	0	1	1		2	0

Referee: CHEN Chun Feng (TPE)
Judges: BANG Kyung Ae (KOR)
NAGANO Osamu (JPN)
LOIACONO Samuel (AUS)
BARHOUMI Abdessattar (TUN)

Description	FALAVIGNA Natalia				KEDZIERSKA Karolina			
	Round 1	Round 2	Round 3	Round 4	Round 1	Round 2	Round 3	Round 4
Kyong-go (warning penalty)	1	2						
Gam-jeom (deduction penalty)		1						
Offensive kick - 1 point	1	1				1	1	
Offensive kick - 2 points								
Defensive kick - 1 point	1	2	1					
Defensive kick - 2 points								
Offensive punch								
Defensive punch								
Knock down								

Contest Progress

Round 1	FALAVIGNA Natalia	1	1	K
	KEDZIERSKA Karolina			
Round 2	FALAVIGNA Natalia	1 K	1	1 K
	KEDZIERSKA Karolina	1		
Round 3	FALAVIGNA Natalia		1	
	KEDZIERSKA Karolina		1	

Legend:					
DSQ	Won by Disqualification	G	Gam-jeom (deduction penalty)	K	Kyong-go (warning penalty)
KO	Won by Knockout	PTC	Won by Points Ceiling	PTF	Won by Final Score
PTG	Won by Points Gap	PUN	Won by Punitive Declaration	RSC	Won by Referee Stop Contest
SUP	Won by Superiority	WDR	Won by Withdrawal		



CONTEST RESULTS

比赛成绩 / RÉSULTATS DE CONCOURS

ESPINOZA Maria del Rosario (MEX) defeated SOLHEIM Nina (NOR) PTF 3:1

Colour	Name	NOC Code	Bib No	Total	Rounds				Total Deuk-jeom (points)	Total Deductions
					1	2	3	4		
Chung (Blue)	SOLHEIM Nina	NOR	60	1	0	0	1		1	0
Hong (Red)	ESPINOZA Maria del Rosario	MEX	59	3	1	0	3		4	1

Referee: ZHAO Lei (CHN)
Judges: BARHOUMI Abdessattar (TUN)
NAGANO Osamu (JPN)
HEMWONNO Jatuporn (THA)
BANG Kyung Ae (KOR)

Description	SOLHEIM Nina				ESPINOZA Maria del Rosario			
	Round 1	Round 2	Round 3	Round 4	Round 1	Round 2	Round 3	Round 4
Kyong-go (warning penalty)							2	
Gam-jeom (deduction penalty)							1	
Offensive kick - 1 point			1					
Offensive kick - 2 points								
Defensive kick - 1 point					1		3	
Defensive kick - 2 points								
Offensive punch								
Defensive punch								
Knock down								

Contest Progress

Round 1	SOLHEIM Nina							
	ESPINOZA Maria del Rosario	1						
Round 2	SOLHEIM Nina							
	ESPINOZA Maria del Rosario							
Round 3	SOLHEIM Nina	1						
	ESPINOZA Maria del Rosario	1	1	K	1	K		

Legend:					
DSQ	Won by Disqualification	G	Gam-jeom (deduction penalty)	K	Kyong-go (warning penalty)
KO	Won by Knockout	PTC	Won by Points Ceiling	PTF	Won by Final Score
PTG	Won by Points Gap	PUN	Won by Punitive Declaration	RSC	Won by Referee Stop Contest
SUP	Won by Superiority	WDR	Won by Withdrawal		



OFFICIAL COMMUNICATION

官方通告 / COMMUNICATION OFFICIELLE

Item: 2

**REVERSAL OF MATCH RESULT (CHN vs. GBR)
WOMEN +67KG QUARTERFINAL CONTEST NO. 134**

After reviewing the match footage, the Competition Supervisory Board has decided to reverse the match result due to an error in judgment. GBR advances to the semi-final.

Issued by: TECHNICAL DELEGATE
Time: 17:40
Date: 23 AUG 2008

This decision affects:

RESULTS	<input checked="" type="checkbox"/>
SCHEDULE	<input checked="" type="checkbox"/>
OTHER	<input type="checkbox"/>

Note:



COMPETITION STATISTICS

竞赛数据统计表 / STATISTIQUES DE COMPÉTITION

WED 20 - SAT 23 AUG 2008

	MEN					WOMEN				
	-58 kg	-68 kg	-80 kg	+80 kg	Total	-49 kg	-57 kg	-67 kg	+67 kg	Total
DSQ	0 0.0%	1 5.3%	0 0.0%	1 5.3%	2 2.6%	0 0.0%	1 5.3%	0 0.0%	0 0.0%	1 1.3%
KO	0 0.0%	0 0.0%	0 0.0%	1 5.3%	1 1.3%	0 0.0%	0 0.0%	0 0.0%	0 0.0%	0 0.0%
PTC	0 0.0%	0 0.0%	0 0.0%	0 0.0%	0 0.0%	0 0.0%	0 0.0%	0 0.0%	0 0.0%	0 0.0%
PTF	17 89.5%	17 89.5%	16 84.2%	16 84.2%	66 86.8%	15 78.9%	18 94.7%	16 84.2%	18 94.7%	67 88.2%
PTG	1 5.3%	0 0.0%	2 10.5%	0 0.0%	3 3.9%	2 10.5%	0 0.0%	1 5.3%	0 0.0%	3 3.9%
PUN	0 0.0%	0 0.0%	0 0.0%	0 0.0%	0 0.0%	0 0.0%	0 0.0%	0 0.0%	0 0.0%	0 0.0%
RSC	0 0.0%	0 0.0%	0 0.0%	0 0.0%	0 0.0%	0 0.0%	0 0.0%	0 0.0%	0 0.0%	0 0.0%
SUP	1 5.3%	1 5.3%	1 5.3%	0 0.0%	3 3.9%	2 10.5%	0 0.0%	2 10.5%	1 5.3%	5 6.6%
WDR	0 0.0%	0 0.0%	0 0.0%	1 5.3%	1 1.3%	0 0.0%	0 0.0%	0 0.0%	0 0.0%	0 0.0%
Total	19	19	19	19	76	19	19	19	19	76

SD	4	3	3	5	15	6	5	3	1	15
----	---	---	---	---	----	---	---	---	---	----

Kicks										
OK-1	33	38	40	50	161	29	24	32	48	133
OK-2	5	2	4	6	17	5	4	2	1	12
DK-1	43	50	55	63	211	37	42	40	65	184
DK-2	0	1	3	1	5	3	5	2	1	11
Punches										
OP	0	0	0	0	0	0	0	0	0	0
DP	1	0	1	0	2	0	0	0	0	0
Knock-downs										
KD	0	0	1	0	1	0	0	0	0	0
Total	82	91	104	120	397	74	75	76	115	340

Penalties										
Kyong-go	44	40	37	43	164	41	42	29	34	146
Gam-jeom	5	8	3	6	22	5	4	3	3	15

Legend:					
DK-1	Defensive kick - 1 point	DK-2	Defensive kick - 2 points	DP	Defensive punch
DSQ	Won by Disqualification	KD	Knock down	KO	Won by Knockout
OK-1	Offensive kick - 1 point	OK-2	Offensive kick - 2 points	OP	Offensive punch - 1 point
PTC	Won by Points Ceiling	PTF	Won by Final Score	PTG	Won by Points Gap
PUN	Won by Punitive Declaration	RSC	Won by Referee Stop Contest	SD	Number of Sudden Death 4th round contests
SUP	Won by Superiority	WDR	Won by Withdrawal		

Medallists by Event



AFTER 8 OF 8 EVENTS / AS OF 23 AUG 2008

Taekwondo

GO!

Event	Date	Medal	Name	NOC
<u>Women -49kg</u>	WED 20 AUG	GOLD	<u>WU Jingyu</u>	<u>CHN</u>
		SILVER	<u>PUEDPONG Buttree</u>	<u>THA</u>
		BRONZE	<u>CONTRERAS RIVERO Dalia</u>	<u>VEN</u>
			<u>MONTEJO Daynellis</u>	<u>CUB</u>
<u>Men -58kg</u>	WED 20 AUG	GOLD	<u>PEREZ Guillermo</u>	<u>MEX</u>
		SILVER	<u>MERCEDES Yulis Gabriel</u>	<u>DOM</u>
		BRONZE	<u>CHU Mu-Yen</u>	<u>TPE</u>
			<u>NIKPAI Rohullah</u>	<u>AFG</u>
<u>Women -57kg</u>	THU 21 AUG	GOLD	<u>LIM Sujeong</u>	<u>KOR</u>
		SILVER	<u>TANRIKULU Azize</u>	<u>TUR</u>
		BRONZE	<u>LOPEZ Diana</u>	<u>USA</u>
			<u>ZUBCIC Martina</u>	<u>CRO</u>
<u>Men -68kg</u>	THU 21 AUG	GOLD	<u>SON Taejin</u>	<u>KOR</u>
		SILVER	<u>LOPEZ Mark</u>	<u>USA</u>
		BRONZE	<u>SUNG Yu-Chi</u>	<u>TPE</u>
			<u>TAZEGUL Servet</u>	<u>TUR</u>
<u>Women -67kg</u>	FRI 22 AUG	GOLD	<u>HWANG Kyungseon</u>	<u>KOR</u>
		SILVER	<u>SERGERIE Karine</u>	<u>CAN</u>
		BRONZE	<u>EPANGUE Gwladys Patience</u>	<u>FRA</u>
			<u>SARIC Sandra</u>	<u>CRO</u>
<u>Men -80kg</u>	FRI 22 AUG	GOLD	<u>SAEI Hadi</u>	<u>IRI</u>
		SILVER	<u>SARMIENTO Mauro</u>	<u>ITA</u>
		BRONZE	<u>LOPEZ Steven</u>	<u>USA</u>
			<u>ZHU Guo</u>	<u>CHN</u>
<u>Women +67kg</u>	SAT 23 AUG	GOLD	<u>ESPINOZA Maria del Rosario</u>	<u>MEX</u>
		SILVER	<u>SOLHEIM Nina</u>	<u>NOR</u>
		BRONZE	<u>FALAVIGNA Natalia</u>	<u>BRA</u>
			<u>STEVENSON Sarah</u>	<u>GBR</u>
<u>Men +80kg</u>	SAT 23 AUG	GOLD	<u>CHA Dongmin</u>	<u>KOR</u>
		SILVER	<u>NIKOLAIDIS Alexandros</u>	<u>GRE</u>
		BRONZE	<u>CHILMANOV Arman</u>	<u>KAZ</u>
			<u>CHUKWUMERIJE Chika Yagazie</u>	<u>NGR</u>

20:55:33 23 AUG 2008

TK0000000_C93 8.0



MEDAL STANDINGS As of 23 AUG 2008
奖牌榜 (按国家排列) / CLASSEMENT DES MÉDAILLES

AFTER 8 OF 8 EVENTS

Rank	NOC	Men				Women				Total				Rank By Total
		G	S	B	Tot	G	S	B	Tot	G	S	B	Tot	
1	KOR - Korea	2			2	2			2	4			4	1
2	MEX - Mexico	1			1	1			1	2			2	=3
3	CHN - People's Republic of China			1	1	1			1	1		1	2	=3
4	IRI - Islamic Republic of Iran	1			1					1			1	=8
5	USA - United States of America		1	1	2			1	1		1	2	3	2
6	TUR - Turkey			1	1		1		1		1	1	2	=3
7	CAN - Canada						1		1		1		1	=8
7	DOM - Dominican Republic		1		1						1		1	=8
7	GRE - Greece		1		1						1		1	=8
7	ITA - Italy		1		1						1		1	=8
7	NOR - Norway						1		1		1		1	=8
7	THA - Thailand						1		1		1		1	=8
13	CRO - Croatia							2	2			2	2	=3
13	TPE - Chinese Taipei			2	2							2	2	=3
15	AFG - Afghanistan			1	1							1	1	=8
15	BRA - Brazil							1	1			1	1	=8
15	CUB - Cuba							1	1			1	1	=8
15	FRA - France							1	1			1	1	=8
15	GBR - Great Britain							1	1			1	1	=8
15	KAZ - Kazakhstan			1	1							1	1	=8
15	NGR - Nigeria			1	1							1	1	=8
15	VEN - Venezuela							1	1			1	1	=8
Total:		4	4	8	16	4	4	8	16	8	8	16	32	

Legend:
= Equal sign indicates that two or more NOCs share the same rank by total
Tot Total
B Bronze
G Gold
S Silver



Beijing 2008



Tennis

10-17 August

OFFICIAL RESULTS BOOK





MEDAL STANDINGS As of 17 AUG 2008
奖牌榜 / CLASSEMENT DES MÉDAILLES

AFTER 4 OF 4 EVENTS

Rank	NOC	Men				Women				Total				Rank by Total
		G	S	B	Tot	G	S	B	Tot	G	S	B	Tot	
1	RUS - Russian Federation					1	1	1	3	1	1	1	3	1
2	ESP - Spain	1			1		1		1	1	1		2	=2
3	USA - United States of America			1	1	1			1	1		1	2	=2
4	SUI - Switzerland	1			1					1			1	=4
5	CHI - Chile		1		1						1		1	=4
5	SWE - Sweden		1		1						1		1	=4
7	CHN - People's Republic of China							1	1			1	1	=4
7	SRB - Serbia			1	1							1	1	=4
Total		2	2	2	6	2	2	2	6	4	4	4	12	

Legend:

B Bronze

G Gold

S Silver

Tot Total

= Equal sign indicates that two or more NOCs share the same rank by total

Medallists by Event



AFTER 4 OF 4 EVENTS / AS OF 17 AUG 2008

Tennis

GO!

Event	Date	Medal	Name	NOC
Men's Singles	SUN 17 AUG	GOLD	NADAL Rafael	ESP
		SILVER	GONZALEZ Fernando	CHI
		BRONZE	DJOKOVIC Novak	SRB
Men's Doubles	SAT 16 AUG	GOLD	FEDERER Roger	SUI
			WAWRINKA Stanislas	
		SILVER	ASPELIN Simon	SWE
			JOHANSSON Thomas	
		BRONZE	BRYAN Bob	USA
			BRYAN Mike	
Women's Singles	SUN 17 AUG	GOLD	DEMENTIEVA Elena	RUS
		SILVER	SAFINA Dinara	RUS
		BRONZE	ZVONAREVA Vera	RUS
Women's Doubles	SUN 17 AUG	GOLD	WILLIAMS Serena	USA
			WILLIAMS Venus	
		SILVER	MEDINA GARRIGUES Anabel	ESP
			RUANO PASCUAL Virginia	
		BRONZE	YAN Zi	CHN
			ZHENG Jie	

20:37:32 17 AUG 2008

TE0000000_C93 20.0



**COMPETITION OFFICIALS
TENNIS**

Function	Name	NOC
Technical Delegates:	JAMES, John	GBR
	KAWATEI, Eiichi	JPN
Referee:	FRANSSON, Stefan	SWE
Assistant Referees:	JARRETT, Andrew	GBR
	KELSO, Donna	AUS
	McKEWEN, Wayne	AUS
	ORLANDI, Giulia	ITA
Chief Umpire:	KUSZAK, Yan	FRA
Assistant Chief Umpires:	KANNAMWAR, Nitin	IND
	KAWATEI, Nao	JPN
	ZHANG, Juan	CHN
Tournament Control:	ERB Vladimir	SRB
	RANIERI Roberto	ITA
Chair Umpires:	ABDEL-AZIM Ahmed	EGY
	ALVES, Mariana	POR
	ASDERAKI, Eva	GRE
	ATTYGALA, Asitha	SRI
	BERNARDES, Carlos	BRA
	GARNER, Jake	USA
	GRAFF, Lars	SWE
	HERFEL, Roland	GER
	JOSEPH, Emmanuel	FRA
	KAHN, Yvetter	ISR
	KATEBI, Ali	IRI
	KORNILOV Andrey	UZB
	LANG, Alison	GBR
	MARIA, Pascal	FRA
	MOLINA, Enric	ESP
	MOUNI, Kader	FRA
	RAMOS, Carlos	POR
	SERI, Raffaella	ITA
	STEINER, Damian	ARG
	STELLABOTTE Nicholas	ITA
VRHOVEC, Tamara	CRO	
ZALOGA, Gabriela	POL	
Review Officials:	FRIEMEL Soren	GER
	MALLOOL Missy	USA
	ROMERO Cristina	MEX
	WENNBERG Andres	SWE
Medical Staff and Trainers:	BASTHOLT, Per	DEN
	DUNN, Nicola	GBR
	STEWART, Philippa	AUS
	VIVIER, Stephane	FRA

Note:

Information provided by ITF Press Office.



DAILY MATCH INFORMATION - RESULTS SUMMARY

每日比赛信息 - 成绩汇总 / INFORMATIONS SUR LES MATCHS DU JOUR - RÉCAPITULATIF DES RÉSULTATS

Event	Round	Name		Name	Results
Centre Court					
MS	1	(8) BLAKE James (USA)	d.	GUCCIONE Chris (AUS)	6-3 7-6(3)
WS	1	(4) WILLIAMS Serena (USA)	vs	GOVORTSOVA Olga (BLR)	6-3 2-1 Susp
Chair Umpire : LANG Alison (GBR)					
Court 1					
MS	1	(12) GONZALEZ Fernando (CHI)	d.	(IP) SUN Peng (CHN)	6-4 6-4
WS	1	PENG Shuai (CHN)	vs	SUAREZ NAVARRO Carla (ESP)	7-5 2-0 Susp
Chair Umpire : VRHOVEC Tamara (CRO)					
Court 2					
MS	1	(4) DAVYDENKO Nikolay (RUS)	d.	GULBIS Ernests (LAT)	6-4 6-2
WS	1	(10) HANTUCHOVA Daniela (SVK)	vs	SUGIYAMA Ai (JPN)	6-2 3-0 Susp
Chair Umpire : ZALOGA Gabriela (POL)					
Court 3					
MS	1	(17) BERDYCH Tomas (CZE)	d.	(A) YU Xinyuan (CHN)	6-1 6-2
WS	1	VAIDISOVA Nicole (CZE)	vs	(15) CORNET Alize (FRA)	6-4 1-6 0-0 Susp
Chair Umpire : HERFEL Roland (GER)					
Court 4					
WS	1	SCHIAVONE Francesca (ITA)	d.	AMANMURADOVA Akgul (UZB)	6-4 6-2
MS	1	ROBREDO Tommy (ESP)	vs	SEPPi Andreas (ITA)	2-5 Susp
Chair Umpire : RAMOS Carlos (POR)					
Court 5					
WS	1	WOZNIACKI Caroline (DEN)	d.	(IP) SFAR Selima (TUN)	6-4 6-1
MS	1	(10) SIMON Gilles (FRA)	vs	SODERLING Robin (SWE)	3-2 Susp
Chair Umpire : MOLINA Enric (ESP)					
Court 6					
WS	1	STOSUR Samantha (AUS)	d.	ERRANI Sara (ITA)	6-3 6-2
WD	1	(4) MEDINA/RUANO (ESP)	vs	KORYTTSEVA/PEREBIYNIS (UKR)	0-1 Susp
Chair Umpire : KATEBI Ali (IRI)					
Court 7					
WS	1	PIRONKOVA Tsvetana (BUL)	d.	DOMACHOWSKA Marta (POL)	6-3 6-4
MS	1	(IP) MIRNYI Max (BLR)	vs	(15) KIEFER Nicolas (GER)	3-6 Susp
Chair Umpire : JOSEPH Emmanuel (FRA)					
Court 8					
MS	1	CANAS Guillermo (ARG)	d.	(A) NIEMEYER Frederic (CAN)	3-6 4-2 Ret
MD	1	ASPELIN/JOHANSSON (SWE)	vs	HANLEY/KERR (AUS)	2-2 Susp
Chair Umpire : ALVES Mariana (POR)					
Court 9					
MS	1	CILIC Marin (CRO)	vs	MONACO Juan (ARG)	6-4 6-7(5) 0-1 Susp
Chair Umpire : GARNER Jake (USA)					

Legend:					
A Alternate	BM Bronze Medal	Def Defaulted	d. Defeated	Dsq Disqualified	F Final
INV Invitation	IP ITF Place	MD Men's Doubles	MS Men's Singles	QF Quarterfinal	Ret Retired
SF Semifinal	Susp Suspended	vs Versus	WD Women's Doubles	Wo Walkover	WS Women's Singles
>> Continuation of Suspended Match					



DAILY MATCH INFORMATION - RESULTS SUMMARY

每日比赛信息 - 成绩汇总 / INFORMATIONS SUR LES MATCHS DU JOUR - RÉCAPITULATIF DES RÉSULTATS

Event	Round	Name		Name	Results
Centre Court					
MS	1	(2) NADAL Rafael (ESP)	d.	STARACE Potito (ITA)	6-2 3-6 6-2
WS	1	(4) WILLIAMS Serena (USA)	d.	GOVORTSOVA Olga (BLR)	6-3 6-1
MS	1	(1) FEDERER Roger (SUI)	d.	TURSUNOV Dmitry (RUS)	6-4 6-2
WS	1	(7) WILLIAMS Venus (USA)	d.	BACSINSZKY Timea (SUI)	6-3 6-2
MS	1	(3) DJOKOVIC Novak (SRB)	d.	GINEPRI Robby (USA)	6-4 6-4
WS	1	LI Na (CHN)	d.	(3) KUZNETSOVA Svetlana (RUS)	7-6(5) 6-4
WS	1	(5) DEMENTIEVA Elena (RUS)	d.	BONDARENKO Kateryna (UKR)	6-1 6-4
Court 1					
WS	1	(9) ZVONAREVA Vera (RUS)	d.	YAN Zi (CHN)	6-2 6-0
WS	1	PENG Shuai (CHN)	d.	SUAREZ NAVARRO Carla (ESP)	7-5 7-6(2)
MS	1	HEWITT Lleyton (AUS)	d.	(IP) BJORKMAN Jonas (SWE)	7-5 7-6(2)
MS	1	LU Yen-Hsun (TPE)	d.	(6) MURRAY Andy (GBR)	7-6(5) 6-4
MD	1	(4) FEDERER/WAWRINKA (SUI)	d.	BOLELLI/SEPPI (ITA)	7-5 6-1
WS	1	(2) JANKOVIC Jelena (SRB)	d.	(INV) BLACK Cara (ZIM)	6-3 6-3
WS	1	SAFAROVA Lucie (CZE)	d.	(A) ANI Maret (EST)	6-4 6-2
Court 2					
WS	1	(6) SAFINA Dinara (RUS)	d.	SANTANGELO Mara (ITA)	6-3 7-6(1)
WS	1	(10) HANTUCHOVA Daniela (SVK)	d.	SUGIYAMA Ai (JPN)	6-2 7-5
MS	1	TIPSAREVIC Janko (SRB)	d.	(5) FERRER David (ESP)	7-6(8) 6-2
WS	1	ZHENG Jie (CHN)	d.	(11) SZAVAY Agnes (HUN)	4-6 6-3 7-5
MD	1	(6) NADAL/ROBREDO (ESP)	d.	BJORKMAN/SODERLING (SWE)	6-3 6-3
MD	1	MURRAY/MURRAY (GBR)	d.	NESTOR/NIEMEYER (CAN)	4-6 6-3 6-4
WS	1	(A) OBZILER Tzipora (ISR)	vs	KORYTTSEVA Mariya (UKR)	3-5 Susp
Chair Umpire : SERI Raffaella (ITA)					
Court 3					
MS	1	(IP) MASSU Nicolas (CHI)	d.	DARCIS Steve (BEL)	6-4 7-5
WS	1	(15) CORNET Alize (FRA)	d.	VAIDISOVA Nicole (CZE)	4-6 6-1 6-4
MS	1	MONFILS Gael (FRA)	d.	(11) ALMAGRO Nicolas (ESP)	6-4 3-6 6-3
WS	1	(8) RADWANSKA Agnieszka (POL)	d.	(IP) CHAN Yung-Jan (TPE)	6-1 7-6(6)
MD	1	(A) TURSUNOV/YOZHNY (RUS)	d.	(IP) GONZALEZ/MASSU (CHI)	7-6(5) 6-4
WS	1	DELLACQUA Casey (AUS)	d.	DULKO Gisela (ARG)	6-3 6-4
WS	1	(IP) MORITA Ayumi (JPN)	vs	ERAKOVIC Marina (NZL)	5-7 7-6(7) 0-0 Susp
Chair Umpire : JOSEPH Emmanuel (FRA)					
Court 4					
MS	1	(13) YOZHNY Mikhail (RUS)	d.	VANEK Jiri (CZE)	6-4 6-1
MS	1	SEPPI Andreas (ITA)	d.	ROBREDO Tommy (ESP)	6-4 4-6 8-6
WS	1	(16) CIBULKOVA Dominika (SVK)	d.	PARMENTIER Pauline (FRA)	6-1 7-5
WS	1	(IP) LLAGOSTERA VIVES Nuria (ESP)	d.	ZAKOPALOVA Klara (CZE)	2-6 6-3 7-5
WS	1	BONDARENKO Alona (UKR)	d.	SEQUERA Milagros (VEN)	3-6 0-1 Ret
MD	1	(IP) GUCCIONE/HEWITT (AUS)	d.	(IP) CALLERI/MONACO (ARG)	4-6 7-6(4) 18-16



DAILY MATCH INFORMATION - RESULTS SUMMARY

每日比赛信息 - 成绩汇总 / INFORMATIONS SUR LES MATCHS DU JOUR - RÉCAPITULATIF DES RÉSULTATS

Event	Round	Name	Name	Results
Court 5				
MS	1	(7) NALBANDIAN David (ARG)	d. (A) ZENG Shaoxuan (CHN)	6-2 6-1
MS	1	(10) SIMON Gilles (FRA)	d. SODERLING Robin (SWE)	6-4 6-4
MS	1	(IP) ANDERSON Kevin (RSA)	d. (INV) LOGLO Komlavi (TOG)	6-3 6-2
WS	1	BENESOVA Iveta (CZE)	d. MIRZA Sania (IND)	6-1 2-1 Ret
MD	1	(5) ALMAGRO/FERRER (ESP)	d. ANDERSON/COETZEE (RSA)	3-6 6-3 6-4
WS	1	PEER Shahar (ISR)	d. CIRSTEA Sorana (ROU)	6-3 5-7 6-0
WS	1	ARVIDSSON Sofia (SWE)	d. (IP) TANASUGARN Tamarine (THA)	6-2 6-1
Court 6				
WS	1	MARTINEZ SANCHEZ Maria Jose (ESP)	d. (IP) MOLIK Alicia (AUS)	6-1 6-1
MS	1	MATHIEU Paul-Henri (FRA)	d. LAPENTTI Nicolas (ECU)	7-6(4) 6-2
MS	1	CALLERI Agustin (ARG)	d. (A) MULLINGS Devin (BAH)	6-1 6-1
WS	1	BAMMER Sybille (AUT)	d. MEDINA GARRIGUES Anabel (ESP)	6-2 4-6 6-4
WS	1	(12) AZARENKA Victoria (BLR)	d. PEREBIYNIS Tatiana (UKR)	6-4 5-7 6-4
Court 7				
MS	1	ROCHUS Olivier (BEL)	d. MINAR Ivo (CZE)	6-3 3-6 6-3
MS	1	(15) KIEFER Nicolas (GER)	d. (IP) MIRNYI Max (BLR)	6-3 6-1
MS	1	HRBATY Dominik (SVK)	d. BELLUCCI Thomaz (BRA)	2-6 6-4 6-2
MS	1	LLODRA Michael (FRA)	d. (16) STEPANEK Radek (CZE)	4-6 7-6(5) 11-9
WS	1	(13) SCHNYDER Patty (SUI)	d. CRAYBAS Jill (USA)	6-3 6-2
WS	1	KANEPI Kaia (EST)	d. (14) PENNETTA Flavia (ITA)	6-2 7-6(6)
MD	1	CLEMENT/LLODRA (FRA)	vs (3) ERLICH/RAM (ISR)	6-4 5-4 Susp
Chair Umpire : BERNARDES Carlos (BRA)				
Court 8				
MS	1	JOHANSSON Thomas (SWE)	d. NIEMINEN Jarkko (FIN)	4-6 6-4 6-4
MS	1	(9) WAWRINKA Stanislas (SUI)	d. DANCEVIC Frank (CAN)	4-6 6-3 6-2
MD	1	(IP) DARCIS/ROCHUS (BEL)	d. CANAS/NALBANDIAN (ARG)	6-7(6) 7-6(5) 6-3
MD	1	ASPELIN/JOHANSSON (SWE)	d. HANLEY/KERR (AUS)	7-6(7) 6-3
MS	1	MELZER Jurgen (AUT)	d. DANIEL Marcos (BRA)	6-7(9) 6-1 8-6
Court 9				
MS	1	HANESCU Victor (ROU)	d. BOLELLI Simone (ITA)	7-5 3-6 6-4
MS	1	CILIC Marin (CRO)	d. MONACO Juan (ARG)	6-4 6-7(5) 6-3
MS	1	(INV) AREVALO Rafael (ESA)	d. LEE Hyung-Taik (KOR)	4-6 6-3 6-4
MS	1	ANDREEV Igor (RUS)	d. QUERREY Sam (USA)	6-4 6-4
MS	1	SCHUETTLER Rainer (GER)	d. (IP) NISHIKORI Kei (JPN)	6-4 6-7(5) 6-3
MD	1	(8) ANDREEV/DAVYDENKO (RUS)	d. BLAKE/QUERREY (USA)	6-3 6-4
WS	1	RAZZANO Virginie (FRA)	d. DANILIDOU Eleni (GRE)	6-3 6-3

Legend:									
A Alternate	BM Bronze Medal	Def Defaulted	d. Defeated	Dsq Disqualified	F Final				
INV Invitation	IP ITF Place	MD Men's Doubles	MS Men's Singles	QF Quarterfinal	Ret Retired				
SF Semifinal	Susp Suspended	vs Versus	WD Women's Doubles	Wo Walkover	WS Women's Singles				
>> Continuation of Suspended Match									



DAILY MATCH INFORMATION - RESULTS SUMMARY

每日比赛信息 - 成绩汇总 / INFORMATIONS SUR LES MATCHS DU JOUR - RÉCAPITULATIF DES RÉSULTATS

Event	Round	Name		Name	Results
Centre Court					
WS	2	(15) CORNET Alize (FRA)	d.	PENG Shuai (CHN)	6-2 6-2
WS	2	(7) WILLIAMS Venus (USA)	d.	BENESOVA Iveta (CZE)	6-1 6-4
WS	2	(2) JANKOVIC Jelena (SRB)	d.	BONDARENKO Alona (UKR)	7-5 6-1
MS	2	(2) NADAL Rafael (ESP)	d.	HEWITT Lleyton (AUS)	6-1 6-2
MS	2	(1) FEDERER Roger (SUI)	d.	(INV) AREVALO Rafael (ESA)	6-2 6-4
WD	1	GOVORTSOVA/KUSTOVA (BLR)	d.	PENG/SUN (CHN)	7-6(1) 7-6(3)
Court 1					
WS	2	(4) WILLIAMS Serena (USA)	d.	STOSUR Samantha (AUS)	6-2 6-0
WS	2	ZHENG Jie (CHN)	d.	(IP) LLAGOSTERA VIVES Nuria (ESP)	6-7(7) 6-1 6-4
MS	2	(3) DJOKOVIC Novak (SRB)	d.	SCHUETTLER Rainer (GER)	6-4 6-2
MS	2	MATHIEU Paul-Henri (FRA)	d.	(4) DAVYDENKO Nikolay (RUS)	7-5 6-3
WS	2	LI Na (CHN)	d.	(IP) MORITA Ayumi (JPN)	6-2 7-5
WD	1	(8) YAN/ZHENG (CHN)	d.	HANTUCHOVA/HUSAROVA (SVK)	6-1 7-6(9)
Court 2					
MD	1	(1) BRYAN/BRYAN (USA)	d.	KNOWLES/MULLINGS (BAH)	6-2 6-1
MS	2	(10) SIMON Gilles (FRA)	d.	CANAS Guillermo (ARG)	7-5 6-1
MS	2	LU Yen-Hsun (TPE)	d.	CALLERI Agustin (ARG)	6-4 6-4
WD	1	(2) WILLIAMS/WILLIAMS (USA)	d.	BENESOVA/VAIDISOVA (CZE)	4-6 7-5 6-1
MS	2	(8) BLAKE James (USA)	d.	HRBATY Dominik (SVK)	7-6(3) 4-6 6-3
Court 3					
WS	2	WOZNIACKI Caroline (DEN)	d.	(10) HANTUCHOVA Daniela (SVK)	6-1 6-3
WS	2	(6) SAFINA Dinara (RUS)	d.	MARTINEZ SANCHEZ Maria Jose (ESP)	7-6(3) 6-1
WS	1	(IP) MORITA Ayumi (JPN)	d.	ERAKOVIC Marina (NZL)	5-7 7-6(7) 6-4
WS	2	(9) ZVONAREVA Vera (RUS)	d.	PEER Shahar (ISR)	6-3 7-6(4)
WS	2	(5) DEMENTIEVA Elena (RUS)	d.	ARVIDSSON Sofia (SWE)	6-3 6-4
MS	2	(12) GONZALEZ Fernando (CHI)	d.	CILIC Marin (CRO)	6-4 6-2
MD	1	DAMM/VIZNER (CZE)	d.	(2) DJOKOVIC/ZIMONJIC (SRB)	3-6 6-0 6-2
Court 4					
WS	2	SCHIAVONE Francesca (ITA)	d.	(8) RADWANSKA Agnieszka (POL)	6-3 7-6(6)
MS	2	(17) BERDYCH Tomas (CZE)	d.	SEPPI Andreas (ITA)	6-3 7-6(4)
WS	2	BAMMER Sybille (AUT)	d.	(13) SCHNYDER Patty (SUI)	6-4 6-4
MS	2	(13) YOUZHNY Mikhail (RUS)	d.	JOHANSSON Thomas (SWE)	7-5 6-2
WD	1	(7) VESNINA/ZVONAREVA (RUS)	d.	LLAGOSTERA/MARTINEZ (ESP)	2-6 6-1 6-3
Court 5					
MS	2	MONFILS Gael (FRA)	d.	HANESCU Victor (ROU)	6-4 7-6(5)
WD	1	(5) DAVENPORT/HUBER (USA)	d.	(IP) JANS/ROSOLSKA (POL)	6-2 6-1
MS	2	MELZER Jurgan (AUT)	d.	(9) WAWRINKA Stanislas (SUI)	6-4 6-0
MS	2	(7) NALBANDIAN David (ARG)	d.	(IP) MASSU Nicolas (CHI)	7-6(0) 6-1
MD	1	KNOWLE/MELZER (AUT)	d.	(IP) KIEFER/SCHUETTLER (GER)	6-7(3) 6-3 6-1
WD	1	AZARENKA/POUTCHEK (BLR)	d.	(IP) ANI/KANEPI (EST)	6-2 6-2



DAILY MATCH INFORMATION - RESULTS SUMMARY

每日比赛信息 - 成绩汇总 / INFORMATIONS SUR LES MATCHS DU JOUR - RÉCAPITULATIF DES RÉSULTATS

Event	Round	Name	Name	Results
Court 6				
WS	2	(12) AZARENKA Victoria (BLR)	d. DELLACQUA Casey (AUS)	6-2 6-2
MS	2	ANDREEV Igor (RUS)	d. LLODRA Michael (FRA)	6-4 3-6 6-1
WD	1	PENNETTA/SCHIAVONE (ITA)	d. DELLACQUA/MOLIK (AUS)	6-4 6-4
WD	1	(IP) DULKO/JOZAMI (ARG)	d. (IP) OBZILER/PEER (ISR)	6-3 6-2
Court 7				
MD	1	FYRSTENBERG/MATKOWSKI (POL)	d. (IP) YU/ZENG (CHN)	6-3 6-4
MS	2	(15) KIEFER Nicolas (GER)	d. (IP) ANDERSON Kevin (RSA)	6-4 6-7(4) 6-4
WS	2	KANEPI Kaia (EST)	d. RAZZANO Virginie (FRA)	6-4 7-5
MD	1	(7) BHUPATHI/PAES (IND)	d. MONFILS/SIMON (FRA)	6-3 6-3
WD	1	(IP) GAGLIARDI/SCHNYDER (SUI)	d. (IP) DANILIDOU/GERASIMOU (GRE)	6-0 6-4
MD	1	CLEMENT/LLODRA (FRA)	d. (3) ERLICH/RAM (ISR)	6-4 6-4
WD	1	(6) BONDARENKO/BONDARENKO (UKR)	d. DOMACHOWSKA/RADWANSKA (POL)	6-3 6-2
Court 8				
WS	2	(16) CIBULKOVA Dominika (SVK)	d. PIRONKOVA Tsvetana (BUL)	6-2 6-2
MS	2	ROCHUS Olivier (BEL)	d. TIPSAREVIC Janko (SRB)	7-6(5) 2-3 Ret
WS	1	KORYTTSEVA Mariya (UKR)	d. (A) OBZILER Tzipora (ISR)	5-7 7-5 6-4
WD	1	(1) KUZNETSOVA/SAFINA (RUS)	d. SANTANGELO/VINCI (ITA)	6-1 3-6 7-5
WS	2	SAFAROVA Lucie (CZE)	d. KORYTTSEVA Mariya (UKR)	2-6 6-1 7-5
Court 9				
MD	1	MELO/SA (BRA)	d. BERDYCH/STEPANEK (CZE)	5-7 6-2 8-6
WD	1	(3) CHAN/CHUANG (TPE)	d. CORNET/RAZZANO (FRA)	7-6(2) 6-7(3) 7-5

Legend:					
A Alternate	BM Bronze Medal	Def Defaulted	d. Defeated	Dsq Disqualified	F Final
INV Invitation	IP ITF Place	MD Men's Doubles	MS Men's Singles	QF Quarterfinal	Ret Retired
SF Semifinal	Susp Suspended	vs Versus	WD Women's Doubles	Wo Walkover	WS Women's Singles
>> Continuation of Suspended Match					



DAILY MATCH INFORMATION - RESULTS SUMMARY

每日比赛信息 - 成绩汇总 / INFORMATIONS SUR LES MATCHS DU JOUR - RÉCAPITULATIF DES RÉSULTATS

Event	Round	Name	Name	Results
Centre Court				
WS	3	LI Na (CHN)	d. KANEPI Kaia (EST)	4-6 6-2 6-0
MS	3	(1) FEDERER Roger (SUI)	d. (17) BERDYCH Tomas (CZE)	6-3 7-6(4)
WS	3	(4) WILLIAMS Serena (USA)	d. (15) CORNET Alize (FRA)	3-6 6-3 6-4
MS	3	MONFILS Gael (FRA)	d. (7) NALBANDIAN David (ARG)	6-4 6-4
Court 1				
MS	3	(2) NADAL Rafael (ESP)	d. ANDREEV Igor (RUS)	6-4 6-2
WS	3	(6) SAFINA Dinara (RUS)	d. ZHENG Jie (CHN)	6-4 6-3
WS	3	(2) JANKOVIC Jelena (SRB)	d. (16) CIBULKOVA Dominika (SVK)	7-5 6-1
MD	2	(IP) GUCCIONE/HEWITT (AUS)	d. (6) NADAL/ROBredo (ESP)	6-2 7-6(5)
Court 2				
MS	3	(3) DJOKOVIC Novak (SRB)	d. (13) YOUZHNY Mikhail (RUS)	7-6(3) 6-3
WS	3	(7) WILLIAMS Venus (USA)	d. (12) AZARENKA Victoria (BLR)	6-3 6-2
MS	3	(8) BLAKE James (USA)	d. (10) SIMON Gilles (FRA)	6-4 6-2
MD	2	(4) FEDERER/WAWRINKA (SUI)	d. (A) TURSUNOV/YOUZHNY (RUS)	6-4 6-3
Court 3				
MS	3	MELZER Jurgen (AUT)	d. LU Yen-Hsun (TPE)	6-2 6-4
MS	3	MATHIEU Paul-Henri (FRA)	d. (15) KIEFER Nicolas (GER)	6-3 7-5
WS	3	(5) DEMENTIEVA Elena (RUS)	d. WOZNIACKI Caroline (DEN)	7-6(3) 6-2
MD	2	(1) BRYAN/BRYAN (USA)	d. KNOWLE/MELZER (AUT)	7-6(2) 6-4
Court 4				
WS	3	(9) ZVONAREVA Vera (RUS)	d. SCHIAVONE Francesca (ITA)	7-6(4) 6-4
WD	2	(6) BONDARENKO/BONDARENKO (UKR)	d. GOVORTSOVA/KUSTOVA (BLR)	6-1 6-3
MD	2	CLEMENT/LLODRA (FRA)	d. MURRAY/MURRAY (GBR)	6-1 6-3
WD	2	(5) DAVENPORT/HUBER (USA)	d. AZARENKA/POUTCHEK (BLR)	6-4 4-6 6-3
Court 5				
WS	3	BAMMER Sybille (AUT)	d. SAFAROVA Lucie (CZE)	7-5 6-4
MD	2	ASPELIN/JOHANSSON (SWE)	d. (5) ALMAGRO/FERRER (ESP)	7-6(6) 6-4
WD	1	(4) MEDINA/RUANO (ESP)	d. KORYTTSEVA/PEREBIYNIS (UKR)	6-3 6-4
WD	2	(1) KUZNETSOVA/SAFINA (RUS)	d. (IP) MIRZA/RAO (IND)	6-4 6-4
Court 6				
WD	2	(7) VESNINA/ZVONAREVA (RUS)	d. (IP) DULKO/JOZAMI (ARG)	6-2 6-3
WD	2	PENNETTA/SCHIAVONE (ITA)	d. (3) CHAN/CHUANG (TPE)	7-6(1) 1-6 8-6
Court 7				
MD	2	(7) BHUPATHI/PAES (IND)	d. MELO/SA (BRA)	6-4 6-2
MS	3	(12) GONZALEZ Fernando (CHI)	d. ROCHUS Olivier (BEL)	6-0 6-3
MD	2	FYRSTENBERG/MATKOWSKI (POL)	d. DAMM/VIZNER (CZE)	1-6 7-6(3) 7-5
MD	2	(8) ANDREEV/DAVYDENKO (RUS)	d. (IP) DARCIS/ROCHUS (BEL)	7-6(6) 6-2



DAILY MATCH INFORMATION - RESULTS SUMMARY

每日比赛信息 - 成绩汇总 / INFORMATIONS SUR LES MATCHS DU JOUR - RÉCAPITULATIF DES RÉSULTATS

Event	Round	Name	Name	Results
Court 8				
WD	1	MORITA/SUGIYAMA (JPN)	d. (IP) ARN/SZAVAY (HUN)	6-3 6-3
WD	1	STOSUR/STUBBS (AUS)	d. KVITOVA/SAFAROVA (CZE)	6-1 6-0
WD	2	(8) YAN/ZHENG (CHN)	d. (IP) GAGLIARDI/SCHNYDER (SUI)	6-3 7-6(2)

Legend:						
A Alternate	BM Bronze Medal	Def Defaulted	d. Defeated	Dsq Disqualified	F Final	Ret Retired
INV Invitation	IP ITF Place	MD Men's Doubles	MS Men's Singles	QF Quarterfinal	Ret Retired	WS Women's Singles
SF Semifinal	Susp Suspended	vs Versus	WD Women's Doubles	Wo Walkover		
>> Continuation of Suspended Match						



DAILY MATCH INFORMATION - RESULTS SUMMARY

每日比赛信息 - 成绩汇总 / INFORMATIONS SUR LES MATCHS DU JOUR - RÉCAPITULATIF DES RÉSULTATS

Event	Round	Name		Name	Results
Centre Court					
MS	QF	(8) BLAKE James (USA)	d.	(1) FEDERER Roger (SUI)	6-4 7-6(2)
WS	QF	LI Na (CHN)	d.	(7) WILLIAMS Venus (USA)	7-5 7-5
MS	QF	(2) NADAL Rafael (ESP)	d.	MELZER Jurgen (AUT)	6-0 6-4
Court 1					
WS	QF	(5) DEMENTIEVA Elena (RUS)	d.	(4) WILLIAMS Serena (USA)	3-6 6-4 6-3
MS	QF	(3) DJOKOVIC Novak (SRB)	d.	MONFILS Gael (FRA)	4-6 6-1 6-4
Court 2					
WS	QF	(9) ZVONAREVA Vera (RUS)	d.	BAMMER Sybille (AUT)	6-3 3-6 6-3
MS	QF	(12) GONZALEZ Fernando (CHI)	d.	MATHIEU Paul-Henri (FRA)	6-4 6-4
Court 3					
WD	2	(4) MEDINA/RUANO (ESP)	d.	STOSUR/STUBBS (AUS)	4-6 6-4 6-4
MD	QF	CLEMENT/LLODRA (FRA)	d.	(8) ANDREEV/DAVYDENKO (RUS)	6-2 6-7(4) 6-4
Court 7					
MD	QF	ASPELIN/JOHANSSON (SWE)	d.	FYRSTENBERG/MATKOWSKI (POL)	7-6(5) 6-4
MD	QF	(1) BRYAN/BRYAN (USA)	d.	(IP) GUCCIONE/HEWITT (AUS)	6-4 6-3

Legend:

A Alternate	BM Bronze Medal	Def Defaulted	d. Defeated	Dsq Disqualified	F Final
INV Invitation	IP ITF Place	MD Men's Doubles	MS Men's Singles	QF Quarterfinal	Ret Retired
SF Semifinal	Susp Suspended	vs Versus	WD Women's Doubles	Wo Walkover	WS Women's Singles
>> Continuation of Suspended Match					



DAILY MATCH INFORMATION - RESULTS SUMMARY

每日比赛信息 - 成绩汇总 / INFORMATIONS SUR LES MATCHS DU JOUR - RÉCAPITULATIF DES RÉSULTATS

Event	Round	Name		Name	Results
Centre Court					
MS	SF	(12) GONZALEZ Fernando (CHI)	d.	(8) BLAKE James (USA)	4-6 7-5 11-9
WS	QF	(6) SAFINA Dinara (RUS)	d.	(2) JANKOVIC Jelena (SRB)	6-2 5-7 6-3
MS	SF	(2) NADAL Rafael (ESP)	d.	(3) DJOKOVIC Novak (SRB)	6-4 1-6 6-4
WD	QF	(8) YAN/ZHENG (CHN)	d.	(1) KUZNETSOVA/SAFINA (RUS)	6-3 5-7 10-8
Court 1					
WD	2	(2) WILLIAMS/WILLIAMS (USA)	d.	MORITA/SUGIYAMA (JPN)	7-5 6-2
MD	SF	ASPELIN/JOHANSSON (SWE)	d.	CLEMENT/LLODRA (FRA)	7-6(6) 4-6 19-17
MD	SF	(4) FEDERER/WAWRINKA (SUI)	d.	(1) BRYAN/BRYAN (USA)	7-6(6) 6-4
Court 2					
MD	QF	(4) FEDERER/WAWRINKA (SUI)	d.	(7) BHUPATHI/PAES (IND)	6-2 6-4
WD	QF	(6) BONDARENKO/BONDARENKO (UKR)	d.	PENNETTA/SCHIAVONE (ITA)	6-1 3-6 7-5
WD	QF	(4) MEDINA/RUANO (ESP)	d.	(5) DAVENPORT/HUBER (USA)	5-7 7-6(6) 8-6
WD	QF	(2) WILLIAMS/WILLIAMS (USA)	d.	(7) VESNINA/ZVONAREVA (RUS)	6-4 6-0

Legend:

A Alternate	BM Bronze Medal	Def Defaulted	d. Defeated	Dsq Disqualified	F Final
INV Invitation	IP ITF Place	MD Men's Doubles	MS Men's Singles	QF Quarterfinal	Ret Retired
SF Semifinal	Susp Suspended	vs Versus	WD Women's Doubles	Wo Walkover	WS Women's Singles
>> Continuation of Suspended Match					



DAILY MATCH INFORMATION - RESULTS SUMMARY

每日比赛信息 - 成绩汇总 / INFORMATIONS SUR LES MATCHS DU JOUR - RÉCAPITULATIF DES RÉSULTATS

Event	Round	Name		Name	Results
Centre Court					
WS	SF	(6) SAFINA Dinara (RUS)	d.	LI Na (CHN)	7-6(3) 7-5
MS	BM	(3) DJOKOVIC Novak (SRB)	d.	(8) BLAKE James (USA)	6-3 7-6(4)
MD	F	(4) FEDERER/WAWRINKA (SUI)	d.	ASPELIN/JOHANSSON (SWE)	6-3 6-4 6-7(4) 6-3
Court 1					
WS	SF	(5) DEMENTIEVA Elena (RUS)	d.	(9) ZVONAREVA Vera (RUS)	6-3 7-6(3)
MD	BM	(1) BRYAN/BRYAN (USA)	d.	CLEMENT/LLODRA (FRA)	3-6 6-3 6-4
WD	SF	(4) MEDINA/RUANO (ESP)	d.	(8) YAN/ZHENG (CHN)	6-4 7-8(5)
Court 2					
WD	SF	(2) WILLIAMS/WILLIAMS (USA)	d.	(6) BONDARENKO/BONDARENKO (UKR)	4-6 6-4 6-1

Legend:						
A Alternate	BM Bronze Medal	Def Defaulted	d. Defeated	Dsq Disqualified	F Final	
INV Invitation	IP ITF Place	MD Men's Doubles	MS Men's Singles	QF Quarterfinal	Ret Retired	
SF Semifinal	Susp Suspended	vs Versus	WD Women's Doubles	Wo Walkover	WS Women's Singles	
>> Continuation of Suspended Match						



DAILY MATCH INFORMATION - RESULTS SUMMARY

每日比赛信息 - 成绩汇总 / INFORMATIONS SUR LES MATCHS DU JOUR - RÉCAPITULATIF DES RÉSULTATS

Event	Round	Name		Name	Results
Centre Court					
WS	F	(5) DEMENTIEVA Elena (RUS)	d.	(6) SAFINA Dinara (RUS)	3-6 7-5 6-3
MS	F	(2) NADAL Rafael (ESP)	d.	(12) GONZALEZ Fernando (CHI)	6-3 7-6(2) 6-3
Court 1					
WS	BM	(9) ZVONAREVA Vera (RUS)	d.	LI Na (CHN)	6-0 7-5
WD	F	(2) WILLIAMS/WILLIAMS (USA)	d.	(4) MEDINA/RUANO (ESP)	6-2 6-0
Court 2					
WD	BM	(8) YAN/ZHENG (CHN)	d.	(6) BONDARENKO/BONDARENKO (UKR)	6-2 6-2

Legend:						
A Alternate	BM Bronze Medal	Def Defaulted	d. Defeated	Dsq Disqualified	F Final	
INV Invitation	IP ITF Place	MD Men's Doubles	MS Men's Singles	QF Quarterfinal	Ret Retired	
SF Semifinal	Susp Suspended	vs Versus	WD Women's Doubles	Wo Walkover	WS Women's Singles	
>> Continuation of Suspended Match						



ENTRY LIST BY EVENT As of 9 AUG 2008

按项目的报名名单 / LISTE DES INSCRITS PAR ÉPREUVE

Ranking 4 AUG 2008	Name	NOC Code	Qualified Type	Seed
1	FEDERER Roger	SUI		1
2	NADAL Rafael	ESP		2
3	DJOKOVIC Novak	SRB		3
4	DAVYDENKO Nikolay	RUS		4
5	FERRER David	ESP		5
6	MURRAY Andy	GBR		6
7	NALBANDIAN David	ARG		7
8	BLAKE James	USA		8
10	WAWRINKA Stanislas	SUI		9
13	SIMON Gilles	FRA		10
14	ALMAGRO Nicolas	ESP		11
15	GONZALEZ Fernando	CHI		12
17	YOUZHNY Mikhail	RUS		13
19	KIEFER Nicolas	GER		15
20	STEPANEK Radek	CZE		16
21	BERDYCH Tomas	CZE		17
54	CALLERI Agustin	ARG		
64	CANAS Guillermo	ARG		
37	MONACO Juan	ARG		
90	GUCCIONE Chris	AUS		
28	HEWITT Lleyton	AUS		
50	MELZER Jurgen	AUT		
1025	MULLINGS Devin	BAH		
62	DARCIS Steve	BEL		
72	ROCHUS Olivier	BEL		
366	MIRNYI Max	BLR	IP	
82	BELLUCCI Thomaz	BRA		
77	DANIEL Marcos	BRA		
114	DANCEVIC Frank	CAN		
277	NIEMEYER Frederic	CAN	A	
125	MASSU Nicolas	CHI	IP	
453	SUN Peng	CHN	IP	
782	YU Xinyuan	CHN	A	
598	ZENG Shaoxuan	CHN	A	
32	CILIC Marin	CRO		
80	MINAR Ivo	CZE		
106	VANEK Jiri	CZE		
67	LAPENTTI Nicolas	ECU		
*	AREVALO Rafael	ESA	INV	
22	ROBREDO Tommy	ESP		
31	NIEMINEN Jarkko	FIN		
39	LLODRA Michael	FRA		



ENTRY LIST BY EVENT As of 9 AUG 2008

按项目的报名名单 / LISTE DES INSCRITS PAR ÉPREUVE

Ranking 4 AUG 2008	Name	NOC Code	Qualified Type	Seed
27	MATHIEU Paul-Henri	FRA		
42	MONFILS Gael	FRA		
34	SCHUETTLER Rainer	GER		
47	BOLELLI Simone	ITA		
33	SEPPI Andreas	ITA		
71	STARACE Potito	ITA		
124	NISHIKORI Kei	JPN	IP	
96	LEE Hyung-Taik	KOR		
38	GULBIS Ernests	LAT		
58	HANESCU Victor	ROU		
109	ANDERSON Kevin	RSA	IP	
23	ANDREEV Igor	RUS		
35	TURSUNOV Dmitry	RUS		
45	TIPSAREVIC Janko	SRB		
266	HRBATY Dominik	SVK		
156	BJORKMAN Jonas	SWE	IP	
63	JOHANSSON Thomas	SWE		
41	SODERLING Robin	SWE		
*	LOGLO Komlavi	TOG	INV	
74	LU Yen-Hsun	TPE		
59	GINEPRI Robby	USA		
48	QUERREY Sam	USA		

Note:
All changes are available in INFO

Legend:
A Alternate INV Invitation IP ITF Place * Without ranking



DRAW As of 17 AUG 2008

抽签 / TIRAGE AU SORT

Rank	1st Round	Seed	2nd Round	3rd Round	Quarterfinal	Semifinal	Final
1	FEDERER Roger	(1) SUI	FEDERER R (1)				
35	TURSUNOV Dmitry	RUS	6-4 6-2	FEDERER R (1)			
96	LEE Hyung-Taik	KOR	AREVALO R(INV)	6-2 6-4			
447	AREVALO Rafael	(INV) ESA	4-6 6-3 6-4		FEDERER R (1)		
22	ROBREDO Tommy	ESP	SEPPI A		6-3 7-6(4)		
33	SEPPI Andreas	ITA	6-4 4-6 8-6	BERDYCH T (17)			
782	YU Xinyuan	(A) CHN	BERDYCH T (17)	6-3 7-6(4)			
21	BERDYCH Tomas	(17) CZE	6-1 6-2			BLAKE J (8)	
13	SIMON Gilles	(10) FRA	SIMON G (10)			6-4 7-6(2)	
41	SODERLING Robin	SWE	6-4 6-4	SIMON G (10)			
277	NIEMEYER Frederic	(A) CAN	CANAS G	7-5 6-1			
64	CANAS Guillermo	ARG	3-6 4-2 Ret		BLAKE J (8)		
82	BELLUCCI Thomaz	BRA	HRBATY D		6-4 6-2		
266	HRBATY Dominik	SVK	2-6 6-4 6-2	BLAKE J (8)			
90	GUCCIONE Chris	AUS	BLAKE J (8)	7-6(3) 4-6 6-3			
8	BLAKE James	(8) USA	6-3 7-6(3)				GONZALEZ F (12)
4	DAVYDENKO Nikolay	(4) RUS	DAVYDENKO N (4)				4-6 7-5 11-9
38	GULBIS Ernests	LAT	6-4 6-2	MATHIEU PH			
27	MATHIEU Paul-Henri	FRA	MATHIEU PH	7-5 6-3			
67	LAPENTTI Nicolas	ECU	7-6(4) 6-2		MATHIEU PH		
611	LOGLO Komlavi	(INV) TOG	ANDERSON K(IP)		6-3 7-5		
109	ANDERSON Kevin	(IP) RSA	6-3 6-2	KIEFER N (15)			
366	MIRNYI Max	(IP) BLR	KIEFER N (15)	6-4 6-7(4) 6-4			
19	KIEFER Nicolas	(15) GER	6-3 6-1			GONZALEZ F (12)	
15	GONZALEZ Fernando	(12) CHI	GONZALEZ F (12)			6-4 6-4	
453	SUN Peng	(IP) CHN	6-4 6-4	GONZALEZ F (12)			
32	CILIC Marin	CRO	CILIC M	6-4 6-2			
37	MONACO Juan	ARG	6-4 6-7(5) 6-3		GONZALEZ F (12)		
72	ROCHUS Olivier	BEL	ROCHUS O		6-0 6-3		
80	MINAR Ivo	CZE	6-3 3-6 6-3	ROCHUS O			
45	TIPSAREVIC Janko	SRB	TIPSAREVIC J	7-6(5) 2-3 Ret			Winner
5	FERRER David	(5) ESP	7-6(8) 6-2				NADAL R (2)
7	NALBANDIAN David	(7) ARG	NALBANDIAN D (7)				6-3 7-6(2) 6-3
598	ZENG Shaoxuan	(A) CHN	6-2 6-1	NALBANDIAN D (7)			
125	MASSU Nicolas	(IP) CHI	MASSU N(IP)	7-6(0) 6-1			
62	DARCIS Steve	BEL	6-4 7-5		MONFILS G		
47	BOLELLI Simone	ITA	HANESCU V		6-4 6-4		
58	HANESCU Victor	ROU	7-5 3-6 6-4	MONFILS G			
42	MONFILS Gael	FRA	MONFILS G	6-4 7-6(5)			
14	ALMAGRO Nicolas	(11) ESP	6-4 3-6 6-3			DJOKOVIC N (3)	
17	YOUZHNY Mikhail	(13) RUS	YOUZHNY M (13)			4-6 6-1 6-4	
106	VANEK Jiri	CZE	6-4 6-1	YOUZHNY M (13)			
31	NIEMINEN Jarkko	FIN	JOHANSSON T	7-5 6-2			
63	JOHANSSON Thomas	SWE	4-6 6-4 6-4		DJOKOVIC N (3)		
34	SCHUETTLER Rainer	GER	SCHUETTLER R		7-6(3) 6-3		
124	NISHIKORI Kei	(IP) JPN	6-4 6-7(5) 6-3	DJOKOVIC N (3)			
59	GINEPRI Robby	USA	DJOKOVIC N (3)	6-4 6-2			
3	DJOKOVIC Novak	(3) SRB	6-4 6-4				NADAL R (2)
6	MURRAY Andy	(6) GBR	LU YH				6-4 1-6 6-4
74	LU Yen-Hsun	TPE	7-6(5) 6-4	LU YH			
54	CALLERI Agustin	ARG	CALLERI A	6-4 6-4			
1025	MULLINGS Devin	(A) BAH	6-1 6-1		MELZER J		
77	DANIEL Marcos	BRA	MELZER J		6-2 6-4		
50	MELZER Jurgen	AUT	6-7(9) 6-1 8-6	MELZER J			
114	DANCEVIC Frank	CAN	WAWRINKA S (9)	6-4 6-0			
10	WAWRINKA Stanislas	(9) SUI	4-6 6-3 6-2			NADAL R (2)	
20	STEPANEK Radek	(16) CZE	LLODRA M			6-0 6-4	
39	LLODRA Michael	FRA	4-6 7-6(5) 11-9	ANDREEV I			
48	QUERREY Sam	USA	ANDREEV I	6-4 3-6 6-1			
23	ANDREEV Igor	RUS	6-4 6-4		NADAL R (2)		
28	HEWITT Lleyton	AUS	HEWITT L		6-4 6-2		
156	BJORKMAN Jonas	(IP) SWE	7-5 7-6(2)	NADAL R (2)			
71	STARACE Potito	ITA	NADAL R (2)	6-1 6-2			Bronze Medal
2	NADAL Rafael	(2) ESP	6-2 3-6 6-2			BLAKE J (8)	DJOKOVIC N (3)
						DJOKOVIC N (3)	6-3 7-6(4)

Note:
 Ranking as of 4 AUG 2008

Legend:
 A Alternate Def Defaulted Dsq Disqualified INV Invitation IP ITF Place Ret Retired Wo Walkover



MATCH STATISTICS

比赛技术统计 / STATISTIQUES DU MATCH

W	FEDERER Roger (1)	SUI	6	6			
	TURSUNOV Dmitry	RUS	4	2			
Match elapsed time: 1h05min			34min	31min			

Court: Centre

Chair Umpire: NOUNI Kader (FRA)

	FEDERER R (1)				TURSUNOV D			
	1Set	2Set	3Set	Total	1Set	2Set	3Set	Total
1st Serve %	61	63		62	38	35		37
Aces	2	4		6	2	1		3
Service Winners	1	3		4	4	6		10
Double Faults	0	0		0	4	0		4
1st Serve Points Won	15	13		28	10	4		14
1st Serve Points Played	17	15		32	10	7		17
1st Serve Winning %	88	87		88	100	57		82
1st Service Max Speed	kmh	199	199	199	208	207		208
	mph	124	124	124	129	129		129
2nd Serve Points Won	7	5		12	8	5		13
2nd Serve Points Played	11	9		20	16	13		29
2nd Serve Winning %	64	56		60	50	38		45
2nd Service Max Speed	kmh	174	166	174	166	212		212
	mph	108	103	108	103	132		132
Break Points Converted	1	2		3	0	0		0
Break Points Opportunities	3	3		6	1	1		2
Break Point Conversion %	33	67		50	0	0		0
Net Points Won	3	3		6	1	0		1
Net Point Played	3	5		8	1	1		2
Net Point Winning %	100	60		75	100	0		50
Total Points Won	30	29		59	24	15		39
Winners	8	11		19	2	3		5
Unforced Errors	16	5		21	15	11		26
Forehand Winners	8	8		16	1	3		4
Backhand Winners	0	3		3	1	0		1
Volley Winners	1	2		3	0	0		0

	1 Set											
	0	*1	1	*2	2	*3	3	*4	4	*5	5	*6
FEDERER R (1)												
TURSUNOV D	*1	1	*2	2	*3	3	*3	3	*4	4		

	2 Set									
	0	*1	2	*3	4	*5	5	*6	6	
FEDERER R (1)										
TURSUNOV D	*1	1	*1	1	*1	1	*2	2		

Note:
 For detailed scorecard information contact venue press centre.

Legend:
A Alternate **Def** Defaulted **Dsq** Disqualified **INV** Invitation **IP** ITF Place Server
Ret Retired **Susp** Suspended **Wo** Walkover **W** Winner *



MATCH STATISTICS
 比赛技术统计 / STATISTIQUES DU MATCH

	LEE Hyung-Taik	KOR	6	3	4		
W	AREVALO Rafael(INV)	ESA	4	6	6		
Match elapsed time: 2h08min			47min	33min	48min		

Court: 9

Chair Umpire: ABDEL-AZIM Ahmed (EGY)

	LEE HT				Total	AREVALO R(INV)				Total
	1Set	2Set	3Set			1Set	2Set	3Set		
1st Serve %	63	65	63		63	55	72	73		66
Aces	1	0	1		2	1	3	1		5
Service Winners	1	3	1		5	1	1	3		5
Double Faults	0	0	1		1	2	1	1		4
1st Serve Points Won	13	9	13		35	9	16	18		43
1st Serve Points Played	20	15	22		57	18	18	24		60
1st Serve Winning %	65	60	59		61	50	89	75		72
1st Service Max Speed	kmh	-	-	-	-	-	-	-	-	-
	mph	-	-	-	-	-	-	-	-	-
2nd Serve Points Won	7	6	9		22	9	4	5		18
2nd Serve Points Played	12	8	13		33	15	7	9		31
2nd Serve Winning %	58	75	69		67	60	57	56		58
2nd Service Max Speed	kmh	-	-	-	-	-	-	-	-	-
	mph	-	-	-	-	-	-	-	-	-
Break Points Converted	2	0	0		2	1	1	1		3
Break Points Opportunities	4	0	3		7	5	1	2		8
Break Point Conversion %	50	0	0		29	20	100	50		38
Net Points Won	6	1	5		12	1	0	6		7
Net Point Played	15	5	10		30	6	1	8		15
Net Point Winning %	40	20	50		40	17	0	75		47
Total Points Won	35	20	32		87	30	28	36		94
Winners	8	3	13		24	5	4	8		17
Unforced Errors	23	20	23		66	23	13	16		52
Forehand Winners	6	3	6		15	1	2	5		8
Backhand Winners	2	0	7		9	4	2	3		9
Volley Winners	2	0	1		3	1	0	2		3

LEE HT	1 Set									
	1	*2	2	*3	3	*4	4	*4	5	*6
AREVALO R(INV)	*0	0	*1	1	*2	2	*3	4	*4	4

	2 Set								
	0	*1	1	*2	2	*3	3	*3	3
	*1	1	*2	2	*3	3	*4	5	*6

	3 Set									
	*1	1	*2	2	*3	3	*3	3	*4	4
	0	*1	1	*2	2	*3	4	*5	5	*6

Note:
 For detailed scorecard information contact venue press centre.

Legend:
A Alternate **Def** Defaulted **Dsq** Disqualified **INV** Invitation **IP** ITF Place Server
Ret Retired **Susp** Suspended **Wo** Walkover **W** Winner *



MATCH STATISTICS
比赛技术统计 / STATISTIQUES DU MATCH

	ROBREDO Tommy	ESP	4	6	6		
W	SEPPI Andreas	ITA	6	4	8		
Match elapsed time: 2h30min			46min	38min	66min		

Court: 4

Chair Umpire: RAMOS Carlos (POR)

	ROBREDO T				SEPPI A			
	1Set	2Set	3Set	Total	1Set	2Set	3Set	Total
1st Serve %	50	68	50	55	69	54	62	62
Aces	3	0	2	5	0	1	0	1
Service Winners	6	8	5	19	6	5	8	19
Double Faults	3	1	2	6	3	1	2	6
1st Serve Points Won	11	13	12	36	16	8	18	42
1st Serve Points Played	15	17	19	51	25	15	26	66
1st Serve Winning %	73	76	63	71	64	53	69	64
1st Service Max Speed	kmh	-	-	-	-	-	-	-
	mph	-	-	-	-	-	-	-
2nd Serve Points Won	6	4	11	21	6	8	10	24
2nd Serve Points Played	15	8	19	42	11	13	16	40
2nd Serve Winning %	40	50	58	50	55	62	63	60
2nd Service Max Speed	kmh	-	-	-	-	-	-	-
	mph	-	-	-	-	-	-	-
Break Points Converted	1	2	1	4	2	1	2	5
Break Points Opportunities	4	2	3	9	2	1	2	5
Break Point Conversion %	25	100	33	44	100	100	100	100
Net Points Won	2	3	1	6	5	1	1	7
Net Point Played	3	3	1	7	6	2	2	10
Net Point Winning %	67	100	100	86	83	50	50	70
Total Points Won	31	29	37	97	35	24	43	102
Winners	4	5	12	21	10	2	5	17
Unforced Errors	16	15	28	59	15	15	16	46
Forehand Winners	4	3	12	19	9	2	4	15
Backhand Winners	0	2	0	2	1	0	1	2
Volley Winners	1	1	1	3	0	0	0	0

	1 Set										2 Set										3 Set													
	0	*1	1	*2	2	*2	2	*3	4	*4	1	*2	3	*4	4	*5	5	*5	5	*6	0	*1	1	*2	3	*4	4	*4	4	*5	5	*6	6	*6
ROBREDO T	0	*1	1	*2	2	*2	2	*3	4	*4	1	*2	3	*4	4	*5	5	*5	5	*6	0	*1	1	*2	3	*4	4	*4	4	*5	5	*6	6	*6
SEPPI A	*1	1	*2	2	*3	4	*5	5	*5	6	*0	0	*0	0	*1	1	*2	3	*4	4	*1	1	*2	2	*2	2	*3	4	*5	5	*6	6	*7	8

Note:
For detailed scorecard information contact venue press centre.

Legend:
A Alternate **Def** Defaulted **Dsq** Disqualified **INV** Invitation **IP** ITF Place Server
Ret Retired **Susp** Suspended **Wo** Walkover **W** Winner *



MATCH STATISTICS
比赛技术统计 / STATISTIQUES DU MATCH

	YU Xinyuan(A)	CHN	1	2			
W	BERDYCH Tomas (17)	CZE	6	6			
Match elapsed time: 55min			27min	28min			

Court: 3

Chair Umpire: ATTYGALA Asitha (SRI)

	YU X(A)				BERDYCH T (17)			
	1Set	2Set	3Set	Total	1Set	2Set	3Set	Total
1st Serve %	57	59		58	67	62		64
Aces	2	1		3	3	5		8
Service Winners	2	3		5	2	2		4
Double Faults	0	3		3	1	1		2
1st Serve Points Won	8	8		16	10	11		21
1st Serve Points Played	16	13		29	10	13		23
1st Serve Winning %	50	62		55	100	85		91
1st Service Max Speed	kmh	-	-	-	-	-		-
	mph	-	-	-	-	-		-
2nd Serve Points Won	4	3		7	2	5		7
2nd Serve Points Played	12	9		21	5	8		13
2nd Serve Winning %	33	33		33	40	63		54
2nd Service Max Speed	kmh	-	-	-	-	-		-
	mph	-	-	-	-	-		-
Break Points Converted	0	0		0	3	2		5
Break Points Opportunities	0	0		0	6	2		8
Break Point Conversion %	0	0		0	50	100		63
Net Points Won	1	1		2	3	1		4
Net Point Played	4	2		6	4	2		6
Net Point Winning %	25	50		33	75	50		67
Total Points Won	15	16		31	28	27		55
Winners	2	1		3	3	4		7
Unforced Errors	20	13		33	8	10		18
Forehand Winners	2	1		3	3	3		6
Backhand Winners	0	0		0	0	1		1
Volley Winners	0	0		0	2	0		2

YU X(A)	1 Set							BERDYCH T (17)	2 Set						
	*0	0	*1	1	*1	1	*1		0	*1	1	*2	2	*2	2
BERDYCH T (17)	1	*2	2	*3	4	*5	6	*1	1	*2	2	*3	4	*5	6

Note:
For detailed scorecard information contact venue press centre.

Legend:
A Alternate **Def** Defaulted **Dsq** Disqualified **INV** Invitation **IP** ITF Place
Ret Retired **Susp** Suspended **Wo** Walkover **W** Winner ***** Server



MATCH STATISTICS
 比赛技术统计 / STATISTIQUES DU MATCH

W	SIMON Gilles (10)	FRA	6	6			
	SODERLING Robin	SWE	4	4			
Match elapsed time: 1h13min			34min	39min			

Court: 5

Chair Umpire: MOLINA Enric (ESP)

	SIMON G (10)				SODERLING R			
	1Set	2Set	3Set	Total	1Set	2Set	3Set	Total
1st Serve %	58	52		55	48	50		49
Aces	0	1		1	5	4		9
Service Winners	0	3		3	0	1		1
Double Faults	0	2		2	0	1		1
1st Serve Points Won	10	11		21	11	10		21
1st Serve Points Played	15	14		29	13	18		31
1st Serve Winning %	67	79		72	85	56		68
1st Service Max Speed	kmh	-	-	-	-	-		-
	mph	-	-	-	-	-		-
2nd Serve Points Won	6	8		14	4	10		14
2nd Serve Points Played	11	13		24	14	18		32
2nd Serve Winning %	55	62		58	29	56		44
2nd Service Max Speed	kmh	-	-	-	-	-		-
	mph	-	-	-	-	-		-
Break Points Converted	2	2		4	1	1		2
Break Points Opportunities	2	7		9	1	1		2
Break Point Conversion %	100	29		44	100	100		100
Net Points Won	0	0		0	0	3		3
Net Point Played	1	2		3	1	7		8
Net Point Winning %	0	0		0	0	43		38
Total Points Won	28	35		63	25	28		53
Winners	5	4		9	1	9		10
Unforced Errors	19	12		31	23	26		49
Forehand Winners	3	2		5	1	6		7
Backhand Winners	2	2		4	0	3		3
Volley Winners	0	0		0	0	2		2

	1 Set						2 Set					
	1	*2	2	*2	3	*4	1	*2	3	*3	3	*4
SIMON G (10)						*6						*6
SODERLING R	*0	0	*1	2	*2	3	*0	0	*0	1	*2	2

Note:
 For detailed scorecard information contact venue press centre.

Legend:
A Alternate **Def** Defaulted **Dsq** Disqualified **INV** Invitation **IP** ITF Place
Ret Retired **Susp** Suspended **Wo** Walkover **W** Winner ***** Server



MATCH STATISTICS
 比赛技术统计 / STATISTIQUES DU MATCH

	BELLUCCI Thomaz	BRA	6	4	2		
W	HRBATY Dominik	SVK	2	6	6		
Match elapsed time: 1h52min			26min	51min	35min		

Court: 7

Chair Umpire: KORNILOV Andrey (UZB)

	BELLUCCI T				HRBATY D			
	1Set	2Set	3Set	Total	1Set	2Set	3Set	Total
1st Serve %	57	58	32	50	67	61	50	60
Aces	4	3	1	8	1	3	0	4
Service Winners	4	4	2	10	1	1	3	5
Double Faults	0	0	2	2	0	4	0	4
1st Serve Points Won	11	12	5	28	9	17	8	34
1st Serve Points Played	12	18	7	37	14	28	9	51
1st Serve Winning %	92	67	71	76	64	61	89	67
1st Service Max Speed	kmh	-	-	-	kmh	-	-	-
	mph	-	-	-	mph	-	-	-
2nd Serve Points Won	6	6	6	18	2	9	8	19
2nd Serve Points Played	9	13	15	37	7	18	9	34
2nd Serve Winning %	67	46	40	49	29	50	89	56
2nd Service Max Speed	kmh	-	-	-	kmh	-	-	-
	mph	-	-	-	mph	-	-	-
Break Points Converted	2	1	0	3	0	2	2	4
Break Points Opportunities	4	6	0	10	0	3	3	6
Break Point Conversion %	50	17	0	30	0	67	67	67
Net Points Won	1	1	1	3	2	4	0	6
Net Point Played	1	1	2	4	2	8	0	10
Net Point Winning %	100	100	50	75	100	50	0	60
Total Points Won	27	38	13	78	15	39	27	81
Winners	7	6	1	14	6	7	4	17
Unforced Errors	7	28	18	53	12	21	9	42
Forehand Winners	4	4	1	9	5	5	1	11
Backhand Winners	3	2	0	5	1	2	3	6
Volley Winners	1	0	0	1	0	1	0	1

	1 Set							
BELLUCCI T	0	*1	2	*3	3	*4	5	*6
HRBATY D	*1	1	*1	1	*2	2	*2	2

	2 Set									
BELLUCCI T	0	*0	0	*1	1	*2	3	*4	4	*4
HRBATY D	*1	2	*3	3	*4	4	*4	4	*5	6

	3 Set							
BELLUCCI T	0	*0	0	*1	1	*2	2	*2
HRBATY D	*1	2	*3	3	*4	4	*5	6

Note:
 For detailed scorecard information contact venue press centre.

Legend:
A Alternate **Def** Defaulted **Dsq** Disqualified **INV** Invitation **IP** ITF Place
Ret Retired **Susp** Suspended **Wo** Walkover **W** Winner ***** Server



MATCH STATISTICS
 比赛技术统计 / STATISTIQUES DU MATCH

	GUCCIONE Chris	AUS	3	6(3)			
W	BLAKE James (8)	USA	6	7			
Match elapsed time: 1h12min			23min	49min			

Court: Centre

Chair Umpire: MARIA Pascal (FRA)

	GUCCIONE C				BLAKE J (8)			
	1Set	2Set	3Set	Total	1Set	2Set	3Set	Total
1st Serve %	80	51		61	58	59		58
Aces	5	6		11	1	1		2
Service Winners	4	7		11	11	10		21
Double Faults	0	0		0	1	3		4
1st Serve Points Won	12	15		27	12	21		33
1st Serve Points Played	16	20		36	15	24		39
1st Serve Winning %	75	75		75	80	88		85
1st Service Max Speed	kmh 204	205		205	199	196		199
	mph 127	127		127	124	122		124
2nd Serve Points Won	2	13		15	9	9		18
2nd Serve Points Played	4	19		23	11	17		28
2nd Serve Winning %	50	68		65	82	53		64
2nd Service Max Speed	kmh 149	172		172	150	160		160
	mph 93	107		107	93	99		99
Break Points Converted	0	0		0	1	0		1
Break Points Opportunities	0	1		1	1	0		1
Break Point Conversion %	0	0		0	100	0		100
Net Points Won	5	11		16	4	7		11
Net Point Played	8	22		30	6	8		14
Net Point Winning %	63	50		53	67	88		79
Total Points Won	19	39		58	27	41		68
Winners	5	9		14	6	14		20
Unforced Errors	9	16		25	4	14		18
Forehand Winners	5	7		12	4	9		13
Backhand Winners	0	2		2	2	5		7
Volley Winners	3	7		10	0	2		2

	1 Set								
GUCCIONE C	0	*1	1	*2	2	*3	3	*3	3
BLAKE J (8)	*1	1	*2	2	*3	3	*4	5	*6

	2 Set												
GUCCIONE C	*1	1	*2	2	*3	3	*4	4	*5	5	*6	6	6(3)
BLAKE J (8)	0	*1	1	*2	2	*3	3	*4	4	*5	5	*6	7

Note:
 For detailed scorecard information contact venue press centre.

Legend:
A Alternate **Def** Defaulted **Dsq** Disqualified **INV** Invitation **IP** ITF Place Server
Ret Retired **Susp** Suspended **Wo** Walkover **W** Winner *



MATCH STATISTICS

比赛技术统计 / STATISTIQUES DU MATCH

W	DAVYDENKO Nikolay (4)	RUS	6	6			
	GULBIS Ernests	LAT	4	2			
Match elapsed time: 1h20min			45min	35min			

Court: 2

Chair Umpire: BERNARDES Carlos (BRA)

	DAVYDENKO N (4)				GULBIS E			
	1Set	2Set	3Set	Total	1Set	2Set	3Set	Total
1st Serve %	48	76		59	64	68		66
Aces	1	4		5	2	1		3
Service Winners	1	2		3	4	6		10
Double Faults	1	0		1	1	1		2
1st Serve Points Won	9	12		21	12	13		25
1st Serve Points Played	14	13		27	21	19		40
1st Serve Winning %	64	92		78	57	68		63
1st Service Max Speed	kmh	193	199	199	203	197		203
	mph	120	124	124	126	122		126
2nd Serve Points Won	9	4		13	5	1		6
2nd Serve Points Played	15	4		19	12	9		21
2nd Serve Winning %	60	100		68	42	11		29
2nd Service Max Speed	kmh	168	149	168	174	156		174
	mph	104	93	104	108	97		108
Break Points Converted	2	2		4	1	0		1
Break Points Opportunities	9	4		13	1	0		1
Break Point Conversion %	22	50		31	100	0		100
Net Points Won	1	1		2	0	1		1
Net Point Played	5	1		6	0	2		2
Net Point Winning %	20	100		33	0	50		50
Total Points Won	34	30		64	28	15		43
Winners	3	2		5	6	4		10
Unforced Errors	15	4		19	28	21		49
Forehand Winners	2	0		2	3	3		6
Backhand Winners	1	2		3	3	1		4
Volley Winners	0	1		1	0	1		1

	1 Set									
DAVYDENKO N (4)	*1	1	*2	3	*4	4	*5	5	*5	6
GULBIS E	0	*1	1	*1	1	*2	2	*3	4	*4

	2 Set									
DAVYDENKO N (4)	*1	1	*2	2	*3	4	*5	6		
GULBIS E	0	*1	1	*2	2	*2	2	*2		

Note:
For detailed scorecard information contact venue press centre.

Legend:
A Alternate **Def** Defaulted **Dsq** Disqualified **INV** Invitation **IP** ITF Place
Ret Retired **Susp** Suspended **Wo** Walkover **W** Winner ***** Server



MATCH STATISTICS

比赛技术统计 / STATISTIQUES DU MATCH

W	MATHIEU Paul-Henri	FRA	7	6			
	LAPENTTI Nicolas	ECU	6(4)	2			
Match elapsed time: 1h38min			60min	38min			

Court: 6

Chair Umpire: KATEBI Ali (IRI)

	MATHIEU PH				LAPENTTI N			
	1Set	2Set	3Set	Total	1Set	2Set	3Set	Total
1st Serve %	49	69		57	68	73		70
Aces	3	2		5	3	1		4
Service Winners	5	3		8	3	5		8
Double Faults	6	0		6	1	1		2
1st Serve Points Won	17	13		30	20	7		27
1st Serve Points Played	19	18		37	26	16		42
1st Serve Winning %	89	72		81	77	44		64
1st Service Max Speed	kmh	-	-	-	-	-		-
	mph	-	-	-	-	-		-
2nd Serve Points Won	11	5		16	6	4		10
2nd Serve Points Played	20	8		28	12	6		18
2nd Serve Winning %	55	63		57	50	67		56
2nd Service Max Speed	kmh	-	-	-	-	-		-
	mph	-	-	-	-	-		-
Break Points Converted	0	2		2	0	0		0
Break Points Opportunities	0	2		2	0	0		0
Break Point Conversion %	0	100		100	0	0		0
Net Points Won	2	2		4	4	0		4
Net Point Played	2	2		4	5	0		5
Net Point Winning %	100	100		100	80	0		80
Total Points Won	40	29		69	37	19		56
Winners	15	6		21	7	0		7
Unforced Errors	18	13		31	16	17		33
Forehand Winners	12	5		17	5	0		5
Backhand Winners	3	1		4	2	0		2
Volley Winners	0	1		1	3	0		3

	1 Set													
	*1	1	*2	2	*3	3	*4	4	*5	5	*6	6	7	
MATHIEU PH														
LAPENTTI N	0	*1	1	*2	2	*3	3	*4	4	*5	5	*6	6	6(4)

	2 Set									
	1	*2	3	*4	4	*5	5	*6		
MATHIEU PH										
LAPENTTI N	*0	0	*0	0	*1	1	*2	2		

Note:

For detailed scorecard information contact venue press centre.

Legend:

A Alternate **Def** Defaulted **Dsq** Disqualified **INV** Invitation **IP** ITF Place
Ret Retired **Susp** Suspended **Wo** Walkover **W** Winner * Server



MATCH STATISTICS

比赛技术统计 / STATISTIQUES DU MATCH

	LOGLO Komlavi(INV)	TOG	3	2			
W	ANDERSON Kevin(IP)	RSA	6	6			
Match elapsed time: 59min			32min	27min			

Court: 5

Chair Umpire: ASDERAKI Eva (GRE)

	LOGLO K(INV)				ANDERSON K(IP)			
	1Set	2Set	3Set	Total	1Set	2Set	3Set	Total
1st Serve %	61	71		66	50	50		50
Aces	1	0		1	1	2		3
Service Winners	8	3		11	1	3		4
Double Faults	0	0		0	2	0		2
1st Serve Points Won	9	8		17	11	9		20
1st Serve Points Played	14	15		29	13	9		22
1st Serve Winning %	64	53		59	85	100		91
1st Service Max Speed	kmh	-	-	-	-	-	-	-
	mph	-	-	-	-	-	-	-
2nd Serve Points Won	6	3		9	9	7		16
2nd Serve Points Played	9	6		15	13	9		22
2nd Serve Winning %	67	50		60	69	78		73
2nd Service Max Speed	kmh	-	-	-	-	-	-	-
	mph	-	-	-	-	-	-	-
Break Points Converted	0	0		0	1	2		3
Break Points Opportunities	0	0		0	1	3		4
Break Point Conversion %	0	0		0	100	67		75
Net Points Won	0	3		3	3	5		8
Net Point Played	1	7		8	5	6		11
Net Point Winning %	0	43		38	60	83		73
Total Points Won	21	13		34	28	26		54
Winners	1	0		1	1	4		5
Unforced Errors	25	17		42	9	10		19
Forehand Winners	1	0		1	1	2		3
Backhand Winners	0	0		0	0	2		2
Volley Winners	0	0		0	0	1		1

	1 Set								
LOGLO K(INV)	0	*1	1	*2	2	*3	3	*3	3
ANDERSON K(IP)	*1	1	*2	2	*3	3	*4	5	*6

	2 Set								
LOGLO K(INV)	*1	1	*1	1	*2	2	*2	2	
ANDERSON K(IP)	0	*1	2	*3	3	*4	5	*6	

Note:
 For detailed scorecard information contact venue press centre.

Legend:
A Alternate **Def** Defaulted **Dsq** Disqualified **INV** Invitation **IP** ITF Place Server
Ret Retired **Susp** Suspended **Wo** Walkover **W** Winner *



MATCH STATISTICS
 比赛技术统计 / STATISTIQUES DU MATCH

	MIRNYI Max(IP)	BLR	3	1			
W	KIEFER Nicolas (15)	GER	6	6			
Match elapsed time: 1h11min			31min	40min			

Court: 7

Chair Umpire: JOSEPH Emmanuel (FRA)

	MIRNYI M(IP)				KIEFER N (15)			
	1Set	2Set	3Set	Total	1Set	2Set	3Set	Total
1st Serve %	52	64		59	73	50		62
Aces	1	4		5	4	2		6
Service Winners	8	1		9	7	0		7
Double Faults	1	1		2	1	2		3
1st Serve Points Won	8	8		16	17	11		28
1st Serve Points Played	12	18		30	19	12		31
1st Serve Winning %	67	44		53	89	92		90
1st Service Max Speed	kmh	-	-	-	-	-		-
	mph	-	-	-	-	-		-
2nd Serve Points Won	6	3		9	4	4		8
2nd Serve Points Played	11	10		21	7	12		19
2nd Serve Winning %	55	30		43	57	33		42
2nd Service Max Speed	kmh	-	-	-	-	-		-
	mph	-	-	-	-	-		-
Break Points Converted	0	0		0	1	3		4
Break Points Opportunities	1	1		2	2	4		6
Break Point Conversion %	0	0		0	50	75		67
Net Points Won	7	10		17	4	0		4
Net Point Played	15	31		46	4	0		4
Net Point Winning %	47	32		37	100	0		100
Total Points Won	19	20		39	30	32		62
Winners	2	7		9	9	18		27
Unforced Errors	9	11		20	7	6		13
Forehand Winners	2	5		7	5	11		16
Backhand Winners	0	2		2	4	7		11
Volley Winners	0	4		4	2	0		2

	1 Set										2 Set						
MIRNYI M(IP)	0	*0	0	*1	1	*2	2	*3	3		*0	0	*0	0	*1	1	*1
KIEFER N (15)	*1	2	*3	3	*4	4	*5	5	*6		1	*2	3	*4	4	*5	6

Note:
 For detailed scorecard information contact venue press centre.

Legend:
A Alternate **Def** Defaulted **Dsq** Disqualified **INV** Invitation **IP** ITF Place Server
Ret Retired **Susp** Suspended **Wo** Walkover **W** Winner *



MATCH STATISTICS
比赛技术统计 / STATISTIQUES DU MATCH

W	GONZALEZ Fernando (12)	CHI	6	6			
	SUN Peng(IP)	CHN	4	4			
Match elapsed time: 1h07min			34min	33min			

Court: 1

Chair Umpire: STEINER Damian (ARG)

	GONZALEZ F (12)				SUN P(IP)			
	1Set	2Set	3Set	Total	1Set	2Set	3Set	Total
1st Serve %	63	63		63	43	58		50
Aces	3	7		10	0	1		1
Service Winners	2	1		3	3	0		3
Double Faults	0	1		1	2	0		2
1st Serve Points Won	12	13		25	7	10		17
1st Serve Points Played	15	15		30	13	14		27
1st Serve Winning %	80	87		83	54	71		63
1st Service Max Speed	kmh	193	197	197	186	189		189
	mph	120	122	122	116	117		117
2nd Serve Points Won	8	7		15	12	8		20
2nd Serve Points Played	9	9		18	17	10		27
2nd Serve Winning %	89	78		83	71	80		74
2nd Service Max Speed	kmh	164	160	164	148	158		158
	mph	102	99	102	92	98		98
Break Points Converted	1	1		2	0	0		0
Break Points Opportunities	3	1		4	0	0		0
Break Point Conversion %	33	100		50	0	0		0
Net Points Won	1	1		2	2	2		4
Net Point Played	1	2		3	2	7		9
Net Point Winning %	100	50		67	100	29		44
Total Points Won	31	26		57	23	22		45
Winners	7	3		10	1	6		7
Unforced Errors	19	14		33	17	15		32
Forehand Winners	7	3		10	1	4		5
Backhand Winners	0	0		0	0	2		2
Volley Winners	1	0		1	0	0		0

	1 Set									
GONZALEZ F (12)	1	*2	2	*3	3	*4	4	*5	5	*6
SUN P(IP)	*0	0	*1	1	*2	2	*3	3	*4	4

	2 Set									
GONZALEZ F (12)	0	*1	1	*2	3	*4	4	*5	5	*6
SUN P(IP)	*1	1	*2	2	*2	2	*3	3	*4	4

Note:
For detailed scorecard information contact venue press centre.

Legend:
A Alternate **Def** Defaulted **Dsq** Disqualified **INV** Invitation **IP** ITF Place
Ret Retired **Susp** Suspended **Wo** Walkover **W** Winner * Server



MATCH STATISTICS
 比赛技术统计 / STATISTIQUES DU MATCH

W	CILIC Marin	CRO	6	6(5)	6		
	MONACO Juan	ARG	4	7	3		
Match elapsed time: 2h47min			40min	65min	62min		

Court: 9

Chair Umpire: GARNER Jake (USA)

	CILIC M				MONACO J			
	1Set	2Set	3Set	Total	1Set	2Set	3Set	Total
1st Serve %	56	42	42	46	49	67	63	60
Aces	1	3	2	6	0	0	0	0
Service Winners	6	5	1	12	2	2	1	5
Double Faults	1	1	1	3	3	0	1	4
1st Serve Points Won	11	17	6	34	12	20	9	41
1st Serve Points Played	14	19	8	41	17	26	24	67
1st Serve Winning %	79	89	75	83	71	77	38	61
1st Service Max Speed	kmh	-	-	-	kmh	-	-	-
	mph	-	-	-	mph	-	-	-
2nd Serve Points Won	9	13	7	29	9	9	9	27
2nd Serve Points Played	11	26	11	48	18	13	14	45
2nd Serve Winning %	82	50	64	60	50	69	64	60
2nd Service Max Speed	kmh	-	-	-	kmh	-	-	-
	mph	-	-	-	mph	-	-	-
Break Points Converted	1	0	3	4	0	0	1	1
Break Points Opportunities	5	1	5	11	0	2	2	4
Break Point Conversion %	20	0	60	36	0	0	50	25
Net Points Won	1	9	2	12	1	1	1	3
Net Point Played	5	15	3	23	1	2	2	5
Net Point Winning %	20	60	67	52	100	50	50	60
Total Points Won	34	40	33	107	26	44	24	94
Winners	4	9	10	23	2	6	3	11
Unforced Errors	21	35	19	75	20	23	19	62
Forehand Winners	4	9	8	21	1	5	3	9
Backhand Winners	0	0	2	2	1	1	0	2
Volley Winners	0	3	2	5	1	1	0	2

	1 Set									
CILIC M	*1	1	*2	2	*3	3	*4	4	*5	6
MONACO J	0	*1	1	*2	2	*3	3	*4	4	*4

	2 Set												
CILIC M	*1	1	*2	2	*3	3	*4	4	*5	5	*6	6	6(5)
MONACO J	0	*1	1	*2	2	*3	3	*4	4	*5	5	*6	7

	3 Set								
CILIC M	0	*1	2	*3	3	*3	4	*5	6
MONACO J	*1	1	*1	1	*2	3	*3	3	*3

Note:
 For detailed scorecard information contact venue press centre.

Legend:
A Alternate **Def** Defaulted **Dsq** Disqualified **INV** Invitation **IP** ITF Place Server
Ret Retired **Susp** Suspended **Wo** Walkover **W** Winner *



MATCH STATISTICS
 比赛技术统计 / STATISTIQUES DU MATCH

W	ROCHUS Olivier	BEL	6	3	6		
	MINAR Ivo	CZE	3	6	3		
Match elapsed time: 1h57min			34min	38min	45min		

Court: 7

Chair Umpire: KORNILOV Andrey (UZB)

	ROCHUS O				MINAR I			
	1Set	2Set	3Set	Total	1Set	2Set	3Set	Total
1st Serve %	50	61	66	58	84	64	72	72
Aces	1	2	3	6	3	1	3	7
Service Winners	2	1	4	7	0	5	2	7
Double Faults	3	1	1	5	0	0	0	0
1st Serve Points Won	13	11	15	39	10	14	13	37
1st Serve Points Played	16	17	19	52	16	18	23	57
1st Serve Winning %	81	65	79	75	63	78	57	65
1st Service Max Speed	kmh	-	-	-	kmh	-	-	-
	mph	-	-	-	mph	-	-	-
2nd Serve Points Won	10	6	6	22	2	7	5	14
2nd Serve Points Played	16	11	10	37	3	10	9	22
2nd Serve Winning %	63	55	60	59	67	70	56	64
2nd Service Max Speed	kmh	-	-	-	kmh	-	-	-
	mph	-	-	-	mph	-	-	-
Break Points Converted	1	0	1	2	0	1	0	1
Break Points Opportunities	1	1	1	3	2	3	0	5
Break Point Conversion %	100	0	100	67	0	33	0	20
Net Points Won	6	4	2	12	1	4	8	13
Net Point Played	8	5	4	17	3	5	16	24
Net Point Winning %	75	80	50	71	33	80	50	54
Total Points Won	30	24	35	89	21	32	26	79
Winners	10	9	8	27	2	5	9	16
Unforced Errors	13	20	11	44	17	12	20	49
Forehand Winners	4	8	5	17	1	5	4	10
Backhand Winners	6	1	3	10	1	0	5	6
Volley Winners	3	1	0	4	0	2	4	6

	1 Set								
ROCHUS O	*1	1	*2	3	*4	4	*5	5	*6
MINAR I	0	*1	1	*1	1	*2	2	*3	3

	2 Set								
ROCHUS O	0	*1	1	*2	2	*2	2	*3	3
MINAR I	*1	1	*2	2	*3	4	*5	5	*6

	3 Set								
ROCHUS O	*1	1	*2	2	*3	3	*4	5	*6
MINAR I	0	*1	1	*2	2	*3	3	*3	3

Note:
 For detailed scorecard information contact venue press centre.

Legend:
A Alternate **Def** Defaulted **Dsq** Disqualified **INV** Invitation **IP** ITF Place Server
Ret Retired **Susp** Suspended **Wo** Walkover **W** Winner *



MATCH STATISTICS

比赛技术统计 / STATISTIQUES DU MATCH

W	TIPSAREVIC Janko	SRB	7	6			
	FERRER David (5)	ESP	6(8)	2			
Match elapsed time: 2h09min			79min	50min			

Court: 2

Chair Umpire: ATTYGALA Asitha (SRI)

	TIPSAREVIC J				FERRER D (5)			
	1Set	2Set	3Set	Total	1Set	2Set	3Set	Total
1st Serve %	57	42		53	65	45		58
Aces	3	2		5	2	0		2
Service Winners	2	1		3	3	2		5
Double Faults	1	1		2	0	5		5
1st Serve Points Won	19	8		27	26	8		34
1st Serve Points Played	27	8		35	40	14		54
1st Serve Winning %	70	100		77	65	57		63
1st Service Max Speed	kmh	197	196	197	184	176		184
	mph	122	122	122	114	109		114
2nd Serve Points Won	10	8		18	11	7		18
2nd Serve Points Played	20	11		31	22	17		39
2nd Serve Winning %	50	73		58	50	41		46
2nd Service Max Speed	kmh	188	184	188	190	160		190
	mph	117	114	117	118	99		118
Break Points Converted	1	2		3	1	0		1
Break Points Opportunities	10	3		13	2	0		2
Break Point Conversion %	10	67		23	50	0		50
Net Points Won	6	4		10	5	2		7
Net Point Played	9	6		15	9	4		13
Net Point Winning %	67	67		67	56	50		54
Total Points Won	54	32		86	55	18		73
Winners	14	4		18	12	2		14
Unforced Errors	37	13		50	35	20		55
Forehand Winners	7	1		8	8	1		9
Backhand Winners	7	3		10	4	1		5
Volley Winners	3	2		5	2	0		2

	1 Set												
TIPSAREVIC J	*1	1	*2	2	*3	3	*3	4	*5	5	*6	6	7
FERRER D (5)	0	*1	1	*2	2	*3	4	*4	4	*5	5	*6	6(8)

	2 Set							
	0	*1	2	*3	4	*5	5	*6
	*1	1	*1	1	*1	1	*2	2

Note:
For detailed scorecard information contact venue press centre.

Legend:
A Alternate **Def** Defaulted **Dsq** Disqualified **INV** Invitation **IP** ITF Place Server
Ret Retired **Susp** Suspended **Wo** Walkover **W** Winner *



MATCH STATISTICS
比赛技术统计 / STATISTIQUES DU MATCH

W	NALBANDIAN David (7)	ARG	6	6			
	ZENG Shaoxuan(A)	CHN	2	1			
Match elapsed time: 1h06min			36min	30min			

Court: 5

Chair Umpire: NOUNI Kader (FRA)

	NALBANDIAN D (7)				ZENG S(A)			
	1Set	2Set	3Set	Total	1Set	2Set	3Set	Total
1st Serve %	46	38		42	64	61		62
Aces	1	2		3	3	0		3
Service Winners	6	3		9	0	1		1
Double Faults	0	6		6	2	2		4
1st Serve Points Won	9	7		16	9	7		16
1st Serve Points Played	13	9		22	16	17		33
1st Serve Winning %	69	78		73	56	41		48
1st Service Max Speed	kmh	-	-	-	-	-		-
	mph	-	-	-	-	-		-
2nd Serve Points Won	10	6		16	3	2		5
2nd Serve Points Played	15	15		30	9	11		20
2nd Serve Winning %	67	40		53	33	18		25
2nd Service Max Speed	kmh	-	-	-	-	-		-
	mph	-	-	-	-	-		-
Break Points Converted	2	4		6	0	1		1
Break Points Opportunities	4	5		9	2	4		6
Break Point Conversion %	50	80		67	0	25		17
Net Points Won	2	3		5	1	2		3
Net Point Played	4	5		9	2	4		6
Net Point Winning %	50	60		56	50	50		50
Total Points Won	32	32		64	21	20		41
Winners	4	10		14	4	6		10
Unforced Errors	14	7		21	19	15		34
Forehand Winners	2	6		8	4	3		7
Backhand Winners	2	4		6	0	3		3
Volley Winners	2	2		4	0	0		0

	1 Set							
	0	*1	2	*3	3	*4	5	*6
NALBANDIAN D (7)								
ZENG S(A)	*1	1	*1	1	*2	2	*2	2

	2 Set						
	1	*2	3	*4	5	*5	6
NALBANDIAN D (7)							
ZENG S(A)	*0	0	*0	0	*0	1	*1

Note:
For detailed scorecard information contact venue press centre.

Legend:
A Alternate **Def** Defaulted **Dsq** Disqualified **INV** Invitation **IP** ITF Place
Ret Retired **Susp** Suspended **Wo** Walkover **W** Winner * Server



MATCH STATISTICS
 比赛技术统计 / STATISTIQUES DU MATCH

W	MASSU Nicolas(IP)	CHI	6	7			
	DARCIS Steve	BEL	4	5			
Match elapsed time: 1h37min			36min	61min			

Court: 3

Chair Umpire: STEINER Damian (ARG)

	MASSU N(IP)				DARCIS S			
	1Set	2Set	3Set	Total	1Set	2Set	3Set	Total
1st Serve %	59	76		70	62	56		59
Aces	2	2		4	2	0		2
Service Winners	5	3		8	2	3		5
Double Faults	2	0		2	0	1		1
1st Serve Points Won	13	21		34	13	13		26
1st Serve Points Played	16	32		48	18	19		37
1st Serve Winning %	81	66		71	72	68		70
1st Service Max Speed	kmh	-	-	-	-	-	-	-
	mph	-	-	-	-	-	-	-
2nd Serve Points Won	6	7		13	4	6		10
2nd Serve Points Played	11	10		21	11	15		26
2nd Serve Winning %	55	70		62	36	40		38
2nd Service Max Speed	kmh	-	-	-	-	-	-	-
	mph	-	-	-	-	-	-	-
Break Points Converted	2	2		4	1	1		2
Break Points Opportunities	4	4		8	1	6		7
Break Point Conversion %	50	50		50	100	17		29
Net Points Won	5	5		10	3	3		6
Net Point Played	5	6		11	6	8		14
Net Point Winning %	100	83		91	50	38		43
Total Points Won	31	43		74	25	33		58
Winners	10	7		17	8	6		14
Unforced Errors	11	24		35	14	30		44
Forehand Winners	7	4		11	7	6		13
Backhand Winners	3	3		6	1	0		1
Volley Winners	1	1		2	2	1		3

	1 Set											2 Set											
	0	*1	2	*2	2	*3	4	*5	5	*6	6	0	*1	1	*2	3	*4	4	*4	4	*5	6	*7
MASSU N(IP)																							
DARCIS S	*1	1	*1	2	*3	3	*3	3	*4	4	*1	1	*2	2	*2	2	*3	4	*5	5	*5	5	5

Note:
 For detailed scorecard information contact venue press centre.

Legend:
A Alternate **Def** Defaulted **Dsq** Disqualified **INV** Invitation **IP** ITF Place Server
Ret Retired **Susp** Suspended **Wo** Walkover **W** Winner *



MATCH STATISTICS

比赛技术统计 / STATISTIQUES DU MATCH

	BOLELLI Simone	ITA	5	6	4		
W	HANESCU Victor	ROU	7	3	6		
Match elapsed time: 2h15min			51min	40min	44min		

Court: 9

Chair Umpire: ABDEL-AZIM Ahmed (EGY)

	BOLELLI S				HANESCU V			
	1Set	2Set	3Set	Total	1Set	2Set	3Set	Total
1st Serve %	69	73	64	68	60	61	67	62
Aces	2	0	1	3	1	1	4	6
Service Winners	5	3	1	9	14	5	3	22
Double Faults	0	0	0	0	0	0	1	1
1st Serve Points Won	15	13	13	41	17	13	14	44
1st Serve Points Played	22	19	21	62	26	19	18	63
1st Serve Winning %	68	68	62	66	65	68	78	70
1st Service Max Speed	kmh	-	-	-	-	-	-	-
	mph	-	-	-	-	-	-	-
2nd Serve Points Won	4	5	7	16	9	5	7	21
2nd Serve Points Played	10	7	12	29	17	12	9	38
2nd Serve Winning %	40	71	58	55	53	42	78	55
2nd Service Max Speed	kmh	-	-	-	-	-	-	-
	mph	-	-	-	-	-	-	-
Break Points Converted	1	2	0	3	2	0	1	3
Break Points Opportunities	4	4	2	10	5	1	1	7
Break Point Conversion %	25	50	0	30	40	0	100	43
Net Points Won	0	4	2	6	0	1	1	2
Net Point Played	0	5	2	7	1	2	3	6
Net Point Winning %	0	80	100	86	0	50	33	33
Total Points Won	36	31	26	93	39	26	34	99
Winners	9	10	10	29	2	5	4	11
Unforced Errors	22	15	23	60	20	18	13	51
Forehand Winners	7	10	7	24	2	4	2	8
Backhand Winners	2	0	3	5	0	1	2	3
Volley Winners	0	4	0	4	0	1	1	2

	1 Set											
BOLELLI S	0	*1	1	*2	2	*3	4	*5	5	*5	5	*5
HANESCU V	*1	1	*2	2	*3	3	*3	3	*4	5	*6	7

	2 Set											
BOLELLI S	0	*1	2	*3	3	*4	4	*5	6			
HANESCU V	*1	1	*1	1	*2	2	*3	3	*3			

	3 Set											
BOLELLI S	*1	1	*2	2	*2	2	*3	3	*4	4		
HANESCU V	0	*1	1	*2	3	*4	4	*5	5	*6		

Note:
For detailed scorecard information contact venue press centre.

Legend:
A Alternate **Def** Defaulted **Dsq** Disqualified **INV** Invitation **IP** ITF Place Server
Ret Retired **Susp** Suspended **Wo** Walkover **W** Winner *



MATCH STATISTICS

比赛技术统计 / STATISTIQUES DU MATCH

W	MONFILS Gael	FRA	6	3	6		
	ALMAGRO Nicolas (11)	ESP	4	6	3		
Match elapsed time: 1h55min			42min	29min	44min		

Court: 3

Chair Umpire: STEINER Damian (ARG)

	MONFILS G				ALMAGRO N (11)			
	1Set	2Set	3Set	Total	1Set	2Set	3Set	Total
1st Serve %	56	74	63	63	67	56	50	58
Aces	5	4	3	12	0	1	0	1
Service Winners	4	6	3	13	2	1	3	6
Double Faults	2	0	0	2	1	1	1	3
1st Serve Points Won	16	12	14	42	11	13	7	31
1st Serve Points Played	19	14	17	50	22	15	13	50
1st Serve Winning %	84	86	82	84	50	87	54	62
1st Service Max Speed	kmh	-	-	-	kmh	-	-	-
	mph	-	-	-	mph	-	-	-
2nd Serve Points Won	3	2	7	12	5	8	9	22
2nd Serve Points Played	15	5	10	30	11	12	13	36
2nd Serve Winning %	20	40	70	40	45	67	69	61
2nd Service Max Speed	kmh	-	-	-	kmh	-	-	-
	mph	-	-	-	mph	-	-	-
Break Points Converted	3	0	1	4	2	1	0	3
Break Points Opportunities	8	0	1	9	2	3	2	7
Break Point Conversion %	38	0	100	44	100	33	0	43
Net Points Won	3	1	3	7	7	6	7	20
Net Point Played	4	3	4	11	11	6	14	31
Net Point Winning %	75	33	75	64	64	100	50	65
Total Points Won	36	20	31	87	31	26	22	79
Winners	5	1	1	7	4	10	7	21
Unforced Errors	23	14	12	49	21	8	23	52
Forehand Winners	4	1	1	6	3	7	5	15
Backhand Winners	1	0	0	1	1	3	2	6
Volley Winners	3	0	0	3	1	2	4	7

MONFILS G	1 Set									
	0	*1	1	*2	3	*3	4	*4	5	*6
ALMAGRO N (11)	*1	1	*2	2	*2	3	*3	4	*4	4

	2 Set									
	0	*1	1	*2	2	*2	2	*3	3	3
	*1	1	*2	2	*3	4	*5	5	*6	3

	3 Set									
	*1	1	*2	2	*3	4	*5	5	*6	6
	0	*1	1	*2	2	*2	2	*3	3	3

Note:
 For detailed scorecard information contact venue press centre.

Legend:
A Alternate **Def** Defaulted **Dsq** Disqualified **INV** Invitation **IP** ITF Place Server
Ret Retired **Susp** Suspended **Wo** Walkover **W** Winner * *



MATCH STATISTICS
 比赛技术统计 / STATISTIQUES DU MATCH

W	YOUZHNY Mikhail (13)	RUS	6	6			
	VANEK Jiri	CZE	4	1			
Match elapsed time: 1h04min			36min	28min			

Court: 4

Chair Umpire: ATTYGALA Asitha (SRI)

	YOUZHNY M (13)				VANEK J			
	1Set	2Set	3Set	Total	1Set	2Set	3Set	Total
1st Serve %	59	52		56	67	68		67
Aces	1	5		6	4	3		7
Service Winners	1	0		1	3	2		5
Double Faults	1	0		1	0	0		0
1st Serve Points Won	13	10		23	13	9		22
1st Serve Points Played	16	11		27	22	17		39
1st Serve Winning %	81	91		85	59	53		56
1st Service Max Speed	kmh	-	-	-	-	-		-
	mph	-	-	-	-	-		-
2nd Serve Points Won	5	6		11	4	2		6
2nd Serve Points Played	11	10		21	11	8		19
2nd Serve Winning %	45	60		52	36	25		32
2nd Service Max Speed	kmh	-	-	-	-	-		-
	mph	-	-	-	-	-		-
Break Points Converted	2	2		4	1	0		1
Break Points Opportunities	4	5		9	1	0		1
Break Point Conversion %	50	40		44	100	0		100
Net Points Won	5	1		6	2	0		2
Net Point Played	6	2		8	2	6		8
Net Point Winning %	83	50		75	100	0		25
Total Points Won	34	30		64	26	16		42
Winners	12	5		17	3	4		7
Unforced Errors	15	7		22	20	20		40
Forehand Winners	9	1		10	1	1		2
Backhand Winners	3	4		7	2	3		5
Volley Winners	1	0		1	2	0		2

	1 Set									
YOUZHNY M (13)	*1	1	*2	3	*4	4	*4	4	*5	6
VANEK J	0	*1	1	*1	1	*2	3	*4	4	*4

	2 Set						
YOUZHNY M (13)	*1	2	*3	3	*4	5	*6
VANEK J	0	*0	0	*1	1	*1	1

Note:
 For detailed scorecard information contact venue press centre.

Legend:
A Alternate **Def** Defaulted **Dsq** Disqualified **INV** Invitation **IP** ITF Place
Ret Retired **Susp** Suspended **Wo** Walkover **W** Winner * Server



MATCH STATISTICS

比赛技术统计 / STATISTIQUES DU MATCH

	NIEMINEN Jarkko	FIN	6	4	4		
W	JOHANSSON Thomas	SWE	4	6	6		
Match elapsed time: 2h18min			44min	47min	47min		

Court: 8

Chair Umpire: BERNARDES Carlos (BRA)

	NIEMINEN J				JOHANSSON T			
	1Set	2Set	3Set	Total	1Set	2Set	3Set	Total
1st Serve %	67	70	74	70	55	36	51	48
Aces	0	1	0	1	4	2	5	11
Service Winners	2	6	2	10	2	1	5	8
Double Faults	0	2	0	2	1	1	0	2
1st Serve Points Won	17	17	15	49	12	9	18	39
1st Serve Points Played	24	30	17	71	17	10	22	49
1st Serve Winning %	71	57	88	69	71	90	82	80
1st Service Max Speed	kmh	-	-	-	-	-	-	-
	mph	-	-	-	-	-	-	-
2nd Serve Points Won	5	6	3	14	4	10	9	23
2nd Serve Points Played	12	13	6	31	14	18	21	53
2nd Serve Winning %	42	46	50	45	29	56	43	43
2nd Service Max Speed	kmh	-	-	-	-	-	-	-
	mph	-	-	-	-	-	-	-
Break Points Converted	2	1	0	3	1	2	1	4
Break Points Opportunities	2	4	6	12	4	7	2	13
Break Point Conversion %	100	25	0	25	25	29	50	31
Net Points Won	4	2	1	7	3	4	2	9
Net Point Played	4	2	2	8	9	6	7	22
Net Point Winning %	100	100	50	88	33	67	29	41
Total Points Won	37	32	34	103	30	39	32	101
Winners	6	4	7	17	9	12	7	28
Unforced Errors	15	22	15	52	28	20	25	73
Forehand Winners	5	2	5	12	7	10	5	22
Backhand Winners	1	2	2	5	2	2	2	6
Volley Winners	1	1	1	3	1	2	1	4

	1 Set									
	1	*2	2	*3	3	*4	4	*5	5	*6
NIEMINEN J										
JOHANSSON T	*0	0	*1	1	*2	2	*2	3	*4	4

	2 Set									
	0	*1	1	*2	2	*2	3	*4	4	*4
NIEMINEN J										
JOHANSSON T	*1	1	*2	2	*3	4	*4	4	*5	6

	3 Set									
	0	*1	1	*2	2	*3	3	*4	4	*4
NIEMINEN J										
JOHANSSON T	*1	1	*2	2	*3	3	*4	4	*5	6

Note:
For detailed scorecard information contact venue press centre.

Legend:
A Alternate **Def** Defaulted **Dsq** Disqualified **INV** Invitation **IP** ITF Place Server
Ret Retired **Susp** Suspended **Wo** Walkover **W** Winner *



MATCH STATISTICS
比赛技术统计 / STATISTIQUES DU MATCH

W	SCHUETTLER Rainer	GER	6	6(5)	6		
	NISHIKORI Kei(IP)	JPN	4	7	3		
Match elapsed time: 2h48min			45min	74min	49min		

Court: 9

Chair Umpire: ASDERAKI Eva (GRE)

	SCHUETTLER R				NISHIKORI K(IP)			
	1Set	2Set	3Set	Total	1Set	2Set	3Set	Total
1st Serve %	59	50	63	56	43	60	62	55
Aces	1	2	1	4	1	1	3	5
Service Winners	1	3	1	5	0	3	1	4
Double Faults	1	1	1	3	1	4	1	6
1st Serve Points Won	15	14	13	42	10	20	12	42
1st Serve Points Played	19	21	17	57	15	33	16	64
1st Serve Winning %	79	67	76	74	67	61	75	66
1st Service Max Speed	kmh	-	-	-	-	-	-	-
	mph	-	-	-	-	-	-	-
2nd Serve Points Won	5	11	6	22	8	10	3	21
2nd Serve Points Played	13	21	10	44	20	22	10	52
2nd Serve Winning %	38	52	60	50	40	45	30	40
2nd Service Max Speed	kmh	-	-	-	-	-	-	-
	mph	-	-	-	-	-	-	-
Break Points Converted	2	2	2	6	1	2	0	3
Break Points Opportunities	7	7	2	16	3	5	4	12
Break Point Conversion %	29	29	100	38	33	40	0	25
Net Points Won	3	8	2	13	2	3	1	6
Net Point Played	4	11	5	20	3	6	4	13
Net Point Winning %	75	73	40	65	67	50	25	46
Total Points Won	37	50	30	117	30	47	23	100
Winners	9	14	8	31	7	13	6	26
Unforced Errors	21	29	12	62	25	27	19	71
Forehand Winners	4	9	4	17	6	9	6	21
Backhand Winners	5	5	4	14	1	4	0	5
Volley Winners	2	5	0	7	1	1	0	2

	1 Set						2 Set						3 Set											
	*1	1	*2	2	*3	3	*4	4	*5	5	*6	6	*1	1	*2	2	*3	3	*4	4	*5	5	*6	6
SCHUETTLER R																								
NISHIKORI K(IP)	0	*1	1	*2	2	*3	3	*3	4	*4	4	*4	5	*5	5	*5	6	*6	6	*6	7	*7	7	*7

Note:
For detailed scorecard information contact venue press centre.

Legend:
A Alternate **Def** Defaulted **Dsq** Disqualified **INV** Invitation **IP** ITF Place
Ret Retired **Susp** Suspended **Wo** Walkover **W** Winner ***** Server



MATCH STATISTICS
比赛技术统计 / STATISTIQUES DU MATCH

	GINEPRI Robby	USA	4	4			
W	DJOKOVIC Novak (3)	SRB	6	6			
Match elapsed time: 1h11min			35min	36min			

Court: Centre

Chair Umpire: STEINER Damian (ARG)

	GINEPRI R				DJOKOVIC N (3)			
	1Set	2Set	3Set	Total	1Set	2Set	3Set	Total
1st Serve %	59	48		53	81	71		76
Aces	1	2		3	3	2		5
Service Winners	4	2		6	3	1		4
Double Faults	1	2		3	1	0		1
1st Serve Points Won	10	8		18	15	14		29
1st Serve Points Played	17	14		31	22	17		39
1st Serve Winning %	59	57		58	68	82		74
1st Service Max Speed	kmh	187	190	190	192	191		192
	mph	116	118	118	119	119		119
2nd Serve Points Won	7	8		15	3	3		6
2nd Serve Points Played	12	15		27	5	7		12
2nd Serve Winning %	58	53		56	60	43		50
2nd Service Max Speed	kmh	147	156	156	161	169		169
	mph	91	97	97	100	105		105
Break Points Converted	1	1		2	2	2		4
Break Points Opportunities	2	1		3	3	2		5
Break Point Conversion %	50	100		67	67	100		80
Net Points Won	0	3		3	1	6		7
Net Point Played	1	4		5	4	7		11
Net Point Winning %	0	75		60	25	86		64
Total Points Won	26	23		49	30	30		60
Winners	5	6		11	4	8		12
Unforced Errors	19	17		36	15	13		28
Forehand Winners	4	3		7	2	3		5
Backhand Winners	1	3		4	2	5		7
Volley Winners	0	0		0	1	2		3

	1 Set										2 Set									
	*0	1	*2	2	*3	3	*4	4	*4	4	*0	0	*0	0	*1	1	*2	3	*4	4
GINEPRI R																				
DJOKOVIC N (3)	1	*1	1	*2	2	*3	3	*4	5	1	*2	3	*4	4	*5	5	*5	5	*6	

Note:
For detailed scorecard information contact venue press centre.

Legend:
A Alternate **Def** Defaulted **Dsq** Disqualified **INV** Invitation **IP** ITF Place
Ret Retired **Susp** Suspended **Wo** Walkover **W** Winner ***** Server



MATCH STATISTICS
 比赛技术统计 / STATISTIQUES DU MATCH

	MURRAY Andy (6)	GBR	6(5)	4			
W	LU Yen-Hsun	TPE	7	6			
Match elapsed time: 2h10min			66min	64min			

Court: 1

Chair Umpire: MOLINA Enric (ESP)

	MURRAY A (6)				LU YH			
	1Set	2Set	3Set	Total	1Set	2Set	3Set	Total
1st Serve %	59	63		61	52	61		56
Aces	3	0		3	0	1		1
Service Winners	0	1		1	2	0		2
Double Faults	2	1		3	4	1		5
1st Serve Points Won	15	18		33	20	19		39
1st Serve Points Played	27	29		56	26	25		51
1st Serve Winning %	56	62		59	77	76		76
1st Service Max Speed	kmh 215	201		215	193	191		193
	mph 134	125		134	120	119		120
2nd Serve Points Won	10	7		17	8	6		14
2nd Serve Points Played	19	17		36	24	16		40
2nd Serve Winning %	53	41		47	33	38		35
2nd Service Max Speed	kmh 145	152		152	164	158		164
	mph 90	94		94	102	98		102
Break Points Converted	2	1		3	2	2		4
Break Points Opportunities	6	5		11	4	7		11
Break Point Conversion %	33	20		27	50	29		36
Net Points Won	4	4		8	14	12		26
Net Point Played	6	7		13	16	15		31
Net Point Winning %	67	57		62	88	80		84
Total Points Won	47	41		88	49	46		95
Winners	6	6		12	15	12		27
Unforced Errors	30	32		62	34	33		67
Forehand Winners	3	5		8	11	10		21
Backhand Winners	3	1		4	4	2		6
Volley Winners	0	1		1	2	1		3

MURRAY A (6)	1 Set												
	*1	1	*2	2	*3	4	*4	5	*5	5	*6	6	6(5)
LU YH	0	*1	1	*2	2	*2	3	*3	4	*5	5	*6	7

	2 Set									
	0	*0	1	*2	2	*3	3	*4	4	*4
	*1	2	*2	2	*3	3	*4	4	*5	6

Note:
 For detailed scorecard information contact venue press centre.

Legend:
A Alternate **Def** Defaulted **Dsq** Disqualified **INV** Invitation **IP** ITF Place
Ret Retired **Susp** Suspended **Wo** Walkover **W** Winner ***** Server



MATCH STATISTICS
比赛技术统计 / STATISTIQUES DU MATCH

W	CALLERI Agustin	ARG	6	6			
	MULLINGS Devin(A)	BAH	1	1			
Match elapsed time: 59min			28min	31min			

Court: 6

Chair Umpire: LANG Alison (GBR)

	CALLERI A				MULLINGS D(A)			
	1Set	2Set	3Set	Total	1Set	2Set	3Set	Total
1st Serve %	50	56		52	89	60		70
Aces	2	2		4	0	0		0
Service Winners	5	4		9	1	2		3
Double Faults	1	1		2	1	2		3
1st Serve Points Won	13	8		21	8	9		17
1st Serve Points Played	16	9		25	16	21		37
1st Serve Winning %	81	89		84	50	43		46
1st Service Max Speed	kmh	-	-	-	-	-		-
	mph	-	-	-	-	-		-
2nd Serve Points Won	9	4		13	0	6		6
2nd Serve Points Played	16	7		23	2	14		16
2nd Serve Winning %	56	57		57	0	43		38
2nd Service Max Speed	kmh	-	-	-	-	-		-
	mph	-	-	-	-	-		-
Break Points Converted	2	3		5	0	0		0
Break Points Opportunities	3	9		12	4	0		4
Break Point Conversion %	67	33		42	0	0		0
Net Points Won	1	1		2	0	0		0
Net Point Played	1	1		2	1	2		3
Net Point Winning %	100	100		100	0	0		0
Total Points Won	32	32		64	18	19		37
Winners	12	9		21	1	4		5
Unforced Errors	15	12		27	12	15		27
Forehand Winners	5	0		5	0	3		3
Backhand Winners	7	9		16	1	1		2
Volley Winners	1	1		2	0	0		0

	1 Set						
CALLERI A	*1	1	*2	3	*4	5	*6
MULLINGS D(A)	0	*1	1	*1	1	*1	1

	2 Set						
CALLERI A	1	*2	3	*4	4	*5	6
MULLINGS D(A)	*0	0	*0	0	*1	1	*1

Note:
For detailed scorecard information contact venue press centre.

Legend:
A Alternate **Def** Defaulted **Dsq** Disqualified **INV** Invitation **IP** ITF Place
Ret Retired **Susp** Suspended **Wo** Walkover **W** Winner * Server



MATCH STATISTICS

比赛技术统计 / STATISTIQUES DU MATCH

	DANIEL Marcos	BRA	7	1	6		
W	MELZER Jurgen	AUT	6(9)	6	8		
Match elapsed time: 2h24min			61min	31min	52min		

Court: 8

Chair Umpire: RAMOS Carlos (POR)

	DANIEL M				MELZER J			
	1Set	2Set	3Set	Total	1Set	2Set	3Set	Total
1st Serve %	49	48	62	53	68	75	62	67
Aces	2	0	4	6	4	2	5	11
Service Winners	1	0	0	1	1	0	0	1
Double Faults	2	0	2	4	1	0	2	3
1st Serve Points Won	18	4	18	40	22	13	19	54
1st Serve Points Played	26	10	24	60	32	15	23	70
1st Serve Winning %	69	40	75	67	69	87	83	77
1st Service Max Speed	kmh	-	-	-	-	-	-	-
	mph	-	-	-	-	-	-	-
2nd Serve Points Won	12	5	6	23	6	3	9	18
2nd Serve Points Played	27	11	15	53	15	5	14	34
2nd Serve Winning %	44	45	40	43	40	60	64	53
2nd Service Max Speed	kmh	-	-	-	-	-	-	-
	mph	-	-	-	-	-	-	-
Break Points Converted	2	0	1	3	2	2	2	6
Break Points Opportunities	5	0	1	6	6	3	4	13
Break Point Conversion %	40	0	100	50	33	67	50	46
Net Points Won	6	1	5	12	13	3	12	28
Net Point Played	8	3	10	21	17	5	15	37
Net Point Winning %	75	33	50	57	76	60	80	76
Total Points Won	49	13	33	95	51	28	43	122
Winners	10	7	5	22	21	9	13	43
Unforced Errors	23	17	23	63	35	6	22	63
Forehand Winners	5	7	3	15	13	7	8	28
Backhand Winners	5	0	2	7	8	2	5	15
Volley Winners	2	0	4	6	3	2	4	9

	1 Set												
DANIEL M	*0	0	*0	0	*1	2	*3	4	*5	5	*6	6	7
MELZER J	1	*2	3	*4	4	*4	4	*4	4	*5	5	*6	6(9)

	2 Set						
DANIEL M	0	*0	0	*0	0	*1	1
MELZER J	*1	2	*3	4	*5	5	*6

	3 Set													
DANIEL M	*1	1	*2	2	*3	3	*3	3	*4	5	*6	6	*6	6
MELZER J	0	*1	1	*2	2	*3	4	*5	5	*5	5	*6	7	*8

Note:
For detailed scorecard information contact venue press centre.

Legend:
A Alternate **Def** Defaulted **Dsq** Disqualified **INV** Invitation **IP** ITF Place
Ret Retired **Susp** Suspended **Wo** Walkover **W** Winner ***** Server



MATCH STATISTICS
 比赛技术统计 / STATISTIQUES DU MATCH

	DANCEVIC Frank	CAN	6	3	2		
W	WAWRINKA Stanislas (9)	SUI	4	6	6		
Match elapsed time: 1h52min			42min	36min	34min		

Court: 8

Chair Umpire: ALVES Mariana (POR)

	DANCEVIC F				WAWRINKA S (9)			
	1Set	2Set	3Set	Total	1Set	2Set	3Set	Total
1st Serve %	50	63	58	56	46	52	55	51
Aces	1	1	1	3	1	1	1	3
Service Winners	4	5	1	10	3	2	1	6
Double Faults	1	1	2	4	2	0	1	3
1st Serve Points Won	13	12	7	32	9	11	9	29
1st Serve Points Played	19	17	11	47	13	12	12	37
1st Serve Winning %	68	71	64	68	69	92	75	78
1st Service Max Speed	kmh	-	-	-	-	-	-	-
	mph	-	-	-	-	-	-	-
2nd Serve Points Won	10	4	2	16	8	9	7	24
2nd Serve Points Played	19	10	8	37	15	11	10	36
2nd Serve Winning %	53	40	25	43	53	82	70	67
2nd Service Max Speed	kmh	-	-	-	-	-	-	-
	mph	-	-	-	-	-	-	-
Break Points Converted	2	0	0	2	1	1	2	4
Break Points Opportunities	3	0	0	3	7	2	2	11
Break Point Conversion %	67	0	0	67	14	50	100	36
Net Points Won	12	4	4	20	0	1	2	3
Net Point Played	16	7	7	30	1	2	2	5
Net Point Winning %	75	57	57	67	0	50	100	60
Total Points Won	34	19	15	68	32	31	26	89
Winners	10	5	2	17	4	6	3	13
Unforced Errors	23	21	19	63	17	8	10	35
Forehand Winners	5	3	0	8	4	3	0	7
Backhand Winners	5	2	2	9	0	3	3	6
Volley Winners	6	3	2	11	0	1	2	3

DANCEVIC F	1 Set									
	0	*0	1	*2	2	*3	4	*5	5	*6
WAWRINKA S (9)	*1	2	*2	2	*3	3	*3	3	*4	4

DANCEVIC F	2 Set								
	0	*1	1	*2	2	*3	3	*3	3
WAWRINKA S (9)	*1	1	*2	2	*3	3	*4	5	*6

DANCEVIC F	3 Set									
	*1	1	*1	1	*2	2	*2	2	*2	2
WAWRINKA S (9)	0	*1	2	*3	3	*4	5	*6		

Note:
 For detailed scorecard information contact venue press centre.

Legend:
A Alternate **Def** Defaulted **Dsq** Disqualified **INV** Invitation **IP** ITF Place Server
Ret Retired **Susp** Suspended **Wo** Walkover **W** Winner *



MATCH STATISTICS
 比赛技术统计 / STATISTIQUES DU MATCH

	STEPANEK Radek (16)	CZE	6	6(5)	9		
W	LLODRA Michael	FRA	4	7	11		
Match elapsed time: 2h47min			38min	56min	73min		

Court: 7

Chair Umpire: GRAFF Lars (SWE)

	STEPANEK R (16)				LLODRA M			
	1Set	2Set	3Set	Total	1Set	2Set	3Set	Total
1st Serve %	63	69	65	66	57	75	63	65
Aces	6	4	3	13	2	4	13	19
Service Winners	1	0	0	1	2	1	0	3
Double Faults	3	2	1	6	1	0	5	6
1st Serve Points Won	16	23	22	61	12	22	28	62
1st Serve Points Played	20	29	33	82	16	27	34	77
1st Serve Winning %	80	79	67	74	75	81	82	81
1st Service Max Speed	kmh	-	-	-	kmh	-	-	-
	mph	-	-	-	mph	-	-	-
2nd Serve Points Won	6	7	10	23	6	6	9	21
2nd Serve Points Played	12	13	18	43	12	9	20	41
2nd Serve Winning %	50	54	56	53	50	67	45	51
2nd Service Max Speed	kmh	-	-	-	kmh	-	-	-
	mph	-	-	-	mph	-	-	-
Break Points Converted	1	0	2	3	0	0	3	3
Break Points Opportunities	1	0	4	5	3	4	3	10
Break Point Conversion %	100	0	50	60	0	0	100	30
Net Points Won	3	6	4	13	2	7	5	14
Net Point Played	5	10	7	22	9	12	11	32
Net Point Winning %	60	60	57	59	22	58	45	44
Total Points Won	32	38	49	119	28	40	56	124
Winners	5	10	11	26	3	9	12	24
Unforced Errors	18	24	30	72	19	24	30	73
Forehand Winners	2	10	5	17	2	7	9	18
Backhand Winners	3	0	6	9	1	2	3	6
Volley Winners	2	2	1	5	1	3	2	6

	1 Set									
STEPANEK R (16)	0	*1	1	*2	2	*3	4	*5	5	*6
LLODRA M	*1	1	*2	2	*3	3	*3	3	*4	4

	2 Set												
	0	*1	1	*2	2	*3	3	*4	4	*5	5	*6	6(5)
	*1	1	*2	2	*3	3	*4	4	*5	5	*6	6	7

	3 Set												
	*1	1	*1	1	*2	2	*3	4	*5	5	*6	6	*7
	0	*1	2	*3	3	*4	4	*4	4	*5	5	*6	6

	3 Set									
	7	*8	8	*8	9	*9	9			
	*7	7	*8	9	*9	10	*11			

Note:
 For detailed scorecard information contact venue press centre.

Legend:
A Alternate **Def** Defaulted **Dsq** Disqualified **INV** Invitation **IP** ITF Place
Ret Retired **Susp** Suspended **Wo** Walkover **W** Winner ***** Server



MATCH STATISTICS
 比赛技术统计 / STATISTIQUES DU MATCH

	QUERREY Sam	USA	4	4			
W	ANDREEV Igor	RUS	6	6			
Match elapsed time: 1h13min			31min	42min			

Court: 9

Chair Umpire: RAMOS Carlos (POR)

	QUERREY S				ANDREEV I			
	1Set	2Set	3Set	Total	1Set	2Set	3Set	Total
1st Serve %	60	69		65	54	59		57
Aces	2	3		5	1	4		5
Service Winners	2	2		4	5	5		10
Double Faults	0	0		0	0	2		2
1st Serve Points Won	13	15		28	10	16		26
1st Serve Points Played	15	18		33	13	20		33
1st Serve Winning %	87	83		85	77	80		79
1st Service Max Speed	kmh	-	-	-	-	-	-	-
	mph	-	-	-	-	-	-	-
2nd Serve Points Won	5	3		8	10	6		16
2nd Serve Points Played	10	8		18	11	14		25
2nd Serve Winning %	50	38		44	91	43		64
2nd Service Max Speed	kmh	-	-	-	-	-	-	-
	mph	-	-	-	-	-	-	-
Break Points Converted	0	0		0	1	1		2
Break Points Opportunities	0	2		2	1	3		4
Break Point Conversion %	0	0		0	100	33		50
Net Points Won	6	7		13	1	5		6
Net Point Played	8	10		18	3	6		9
Net Point Winning %	75	70		72	33	83		67
Total Points Won	22	30		52	27	30		57
Winners	4	7		11	4	7		11
Unforced Errors	17	14		31	14	16		30
Forehand Winners	4	5		9	2	4		6
Backhand Winners	0	2		2	2	3		5
Volley Winners	1	3		4	0	2		2

	1 Set										2 Set									
QUERREY S	*1	1	*2	2	*2	2	*3	3	*4	4	*0	0	*1	1	*2	2	*3	3	*4	4
ANDREEV I	0	*1	1	*2	3	*4	4	*5	5	*6	1	*2	2	*3	3	*4	4	*5	5	*6

Note:
 For detailed scorecard information contact venue press centre.

Legend:
A Alternate **Def** Defaulted **Dsq** Disqualified **INV** Invitation **IP** ITF Place Server
Ret Retired **Susp** Suspended **Wo** Walkover **W** Winner *



MATCH STATISTICS
 比赛技术统计 / STATISTIQUES DU MATCH

W	HEWITT Lleyton	AUS	7	7			
	BJORKMAN Jonas(IP)	SWE	5	6(2)			
Match elapsed time: 1h58min			55min	63min			

Court: 1

Chair Umpire: MARIA Pascal (FRA)

	HEWITT L				BJORKMAN J(IP)			
	1Set	2Set	3Set	Total	1Set	2Set	3Set	Total
1st Serve %	66	32		47	45	57		51
Aces	2	4		6	3	3		6
Service Winners	5	1		6	2	6		8
Double Faults	1	2		3	3	2		5
1st Serve Points Won	16	9		25	12	15		27
1st Serve Points Played	21	12		33	21	24		45
1st Serve Winning %	76	75		76	57	63		60
1st Service Max Speed	kmh	192	192	192	196	199		199
	mph	119	119	119	122	124		124
2nd Serve Points Won	6	14		20	13	9		22
2nd Serve Points Played	11	26		37	26	18		44
2nd Serve Winning %	55	54		54	50	50		50
2nd Service Max Speed	kmh	155	189	189	190	182		190
	mph	96	117	117	118	113		118
Break Points Converted	2	2		4	1	2		3
Break Points Opportunities	4	2		6	2	2		4
Break Point Conversion %	50	100		67	50	100		75
Net Points Won	2	4		6	6	8		14
Net Point Played	4	5		9	11	17		28
Net Point Winning %	50	80		67	55	47		50
Total Points Won	44	41		85	35	39		74
Winners	5	6		11	14	8		22
Unforced Errors	15	20		35	29	28		57
Forehand Winners	4	6		10	9	4		13
Backhand Winners	1	0		1	5	4		9
Volley Winners	1	0		1	1	2		3

	1 Set											
	0	*1	1	*2	3	*3	3	*4	4	*5	6	*7
HEWITT L												
BJORKMAN J(IP)	*1	1	*2	2	*2	3	*4	4	*5	5	*5	5

	2 Set												
	1	*1	1	*2	2	*2	2	*3	4	*5	5	*6	7
HEWITT L													
BJORKMAN J(IP)	*0	1	*2	2	*3	4	*5	5	*5	5	*6	6	6(2)

Note:
 For detailed scorecard information contact venue press centre.

Legend:
A Alternate **Def** Defaulted **Dsq** Disqualified **INV** Invitation **IP** ITF Place Server
Ret Retired **Susp** Suspended **Wo** Walkover **W** Winner *



MATCH STATISTICS
 比赛技术统计 / STATISTIQUES DU MATCH

	STARACE Potito	ITA	2	6	2		
W	NADAL Rafael (2)	ESP	6	3	6		
Match elapsed time: 2h15min			39min	47min	49min		

Court: Centre

Chair Umpire: GRAFF Lars (SWE)

	STARACE P				NADAL R (2)			
	1Set	2Set	3Set	Total	1Set	2Set	3Set	Total
1st Serve %	74	76	76	76	64	63	64	63
Aces	0	0	1	1	1	3	0	4
Service Winners	4	1	3	8	2	0	2	4
Double Faults	0	1	0	1	1	0	0	1
1st Serve Points Won	10	19	16	45	12	9	11	32
1st Serve Points Played	20	29	26	75	14	12	14	40
1st Serve Winning %	50	66	62	60	86	75	79	80
1st Service Max Speed	kmh 177	176	174	177	176	176	175	176
	mph 110	109	108	110	109	109	109	109
2nd Serve Points Won	4	6	1	11	4	4	6	14
2nd Serve Points Played	7	9	8	24	8	7	8	23
2nd Serve Winning %	57	67	13	46	50	57	75	61
2nd Service Max Speed	kmh 139	141	145	145	149	137	132	149
	mph 86	88	90	90	93	85	82	93
Break Points Converted	0	1	0	1	2	0	2	4
Break Points Opportunities	0	1	2	3	3	5	5	13
Break Point Conversion %	0	100	0	33	67	0	40	31
Net Points Won	3	5	7	15	2	6	8	16
Net Point Played	6	7	10	23	4	14	8	26
Net Point Winning %	50	71	70	65	50	43	100	62
Total Points Won	20	31	22	73	29	26	34	89
Winners	3	9	8	20	6	6	13	25
Unforced Errors	20	16	19	55	12	21	10	43
Forehand Winners	1	6	5	12	6	6	9	21
Backhand Winners	2	3	3	8	0	0	4	4
Volley Winners	2	2	4	8	0	0	4	4

	1 Set							
STARACE P	*1	1	*1	1	*2	2	*2	2
NADAL R (2)	0	*1	2	*3	3	*4	5	*6

	2 Set								
STARACE P	*1	2	*3	3	*4	4	*5	5	*6
NADAL R (2)	0	*0	0	*1	1	*2	2	*3	3

	3 Set							
STARACE P	0	*1	1	*2	2	*2	2	*2
NADAL R (2)	*1	1	*2	2	*3	4	*5	6

Note:
 For detailed scorecard information contact venue press centre.

Legend:
A Alternate **Def** Defaulted **Dsq** Disqualified **INV** Invitation **IP** ITF Place Server
Ret Retired **Susp** Suspended **Wo** Walkover **W** Winner * *



MATCH STATISTICS
比赛技术统计 / STATISTIQUES DU MATCH

W	FEDERER Roger (1)	SUI	6	6			
	AREVALO Rafael(INV)	ESA	2	4			
Match elapsed time: 1h17min			33min	44min			

Court: Centre

Chair Umpire: HERFEL Roland (GER)

	FEDERER R (1)				AREVALO R(INV)			
	1Set	2Set	3Set	Total	1Set	2Set	3Set	Total
1st Serve %	48	65		57	77	70		73
Aces	3	4		7	0	0		0
Service Winners	2	1		3	3	4		7
Double Faults	0	0		0	1	1		2
1st Serve Points Won	8	13		21	10	14		24
1st Serve Points Played	10	17		27	20	23		43
1st Serve Winning %	80	76		78	50	61		56
1st Service Max Speed	kmh	194	197	197	178	191		191
	mph	121	122	122	111	119		119
2nd Serve Points Won	8	8		16	3	7		10
2nd Serve Points Played	11	9		20	6	10		16
2nd Serve Winning %	73	89		80	50	70		63
2nd Service Max Speed	kmh	153	174	174	140	151		151
	mph	95	108	108	87	94		94
Break Points Converted	2	1		3	0	0		0
Break Points Opportunities	4	6		10	0	1		1
Break Point Conversion %	50	17		30	0	0		0
Net Points Won	7	5		12	1	3		4
Net Point Played	12	12		24	5	4		9
Net Point Winning %	58	42		50	20	75		44
Total Points Won	29	33		62	18	26		44
Winners	8	12		20	2	8		10
Unforced Errors	13	14		27	15	15		30
Forehand Winners	5	9		14	1	4		5
Backhand Winners	3	3		6	1	4		5
Volley Winners	4	5		9	1	1		2

	1 Set							
FEDERER R (1)	1	*2	2	*3	4	*5	5	*6
AREVALO R(INV)	*0	0	*1	1	*1	1	*2	2

	2 Set									
	0	*1	2	*3	3	*4	4	*5	5	*6
	*1	1	*1	1	*2	2	*3	3	*4	4

Note:
For detailed scorecard information contact venue press centre.

Legend:
A Alternate **Def** Defaulted **Dsq** Disqualified **INV** Invitation **IP** ITF Place
Ret Retired **Susp** Suspended **Wo** Walkover **W** Winner ***** Server



MATCH STATISTICS
比赛技术统计 / STATISTIQUES DU MATCH

	SEPPI Andreas	ITA	3	6(4)			
W	BERDYCH Tomas (17)	CZE	6	7			
Match elapsed time: 1h38min			30min	68min			

Court: 4

Chair Umpire: JOSEPH Emmanuel (FRA)

	SEPPI A				BERDYCH T (17)			
	1Set	2Set	3Set	Total	1Set	2Set	3Set	Total
1st Serve %	40	51		48	56	64		61
Aces	1	3		4	5	9		14
Service Winners	4	6		10	3	3		6
Double Faults	1	5		6	2	1		3
1st Serve Points Won	7	22		29	13	20		33
1st Serve Points Played	8	28		36	14	23		37
1st Serve Winning %	88	79		81	93	87		89
1st Service Max Speed	kmh	-	-	-	-	-		-
	mph	-	-	-	-	-		-
2nd Serve Points Won	6	11		17	7	6		13
2nd Serve Points Played	12	27		39	11	13		24
2nd Serve Winning %	50	41		44	64	46		54
2nd Service Max Speed	kmh	-	-	-	-	-		-
	mph	-	-	-	-	-		-
Break Points Converted	0	1		1	1	1		2
Break Points Opportunities	0	1		1	1	6		7
Break Point Conversion %	0	100		100	100	17		29
Net Points Won	2	4		6	1	3		4
Net Point Played	5	5		10	1	4		5
Net Point Winning %	40	80		60	100	75		80
Total Points Won	18	43		61	27	48		75
Winners	1	8		9	2	6		8
Unforced Errors	16	25		41	10	25		35
Forehand Winners	1	7		8	1	3		4
Backhand Winners	0	1		1	1	3		4
Volley Winners	0	2		2	0	1		1

	1 Set								
SEPPI A	0	*1	1	*1	1	*2	2	*3	3
BERDYCH T (17)	*1	1	*2	3	*4	4	*5	5	*6

	2 Set												
SEPPI A	*1	2	*2	2	*3	3	*4	4	*5	5	*6	6	6(4)
BERDYCH T (17)	0	*0	1	*2	2	*3	3	*4	4	*5	5	*6	7

Note:
For detailed scorecard information contact venue press centre.

Legend:
A Alternate **Def** Defaulted **Dsq** Disqualified **INV** Invitation **IP** ITF Place
Ret Retired **Susp** Suspended **Wo** Walkover **W** Winner ***** Server



MATCH STATISTICS
 比赛技术统计 / STATISTIQUES DU MATCH

W	SIMON Gilles (10)	FRA	7	6			
	CANAS Guillermo	ARG	5	1			
Match elapsed time: 1h28min			57min	31min			

Court: 2

Chair Umpire: GARNER Jake (USA)

	SIMON G (10)				CANAS G			
	1Set	2Set	3Set	Total	1Set	2Set	3Set	Total
1st Serve %	56	68		60	56	46		52
Aces	1	1		2	2	0		2
Service Winners	0	2		2	0	0		0
Double Faults	1	1		2	2	1		3
1st Serve Points Won	12	13		25	13	7		20
1st Serve Points Played	19	13		32	23	12		35
1st Serve Winning %	63	100		78	57	58		57
1st Service Max Speed	kmh 186	186		186	194	193		194
	mph 116	116		116	121	120		121
2nd Serve Points Won	8	3		11	7	5		12
2nd Serve Points Played	15	6		21	18	14		32
2nd Serve Winning %	53	50		52	39	36		38
2nd Service Max Speed	kmh 183	186		186	187	175		187
	mph 114	116		116	116	109		116
Break Points Converted	3	2		5	2	0		2
Break Points Opportunities	5	5		10	2	0		2
Break Point Conversion %	60	40		50	100	0		100
Net Points Won	3	2		5	3	3		6
Net Point Played	4	3		7	5	3		8
Net Point Winning %	75	67		71	60	100		75
Total Points Won	41	30		71	34	15		49
Winners	12	6		18	4	5		9
Unforced Errors	27	9		36	26	20		46
Forehand Winners	9	6		15	4	5		9
Backhand Winners	3	0		3	0	0		0
Volley Winners	2	1		3	1	1		2

	1 Set											
SIMON G (10)	*1	2	*2	2	*2	3	*4	4	*5	5	*6	7
CANAS G	0	*0	1	*2	3	*3	3	*4	4	*5	5	*5

	2 Set						
SIMON G (10)	*1	2	*3	4	*5	5	*6
CANAS G	0	*0	0	*0	0	*1	1

Note:
 For detailed scorecard information contact venue press centre.

Legend:
A Alternate **Def** Defaulted **Dsq** Disqualified **INV** Invitation **IP** ITF Place Server
Ret Retired **Susp** Suspended **Wo** Walkover **W** Winner *



MATCH STATISTICS

比赛技术统计 / STATISTIQUES DU MATCH

	HRBATY Dominik	SVK	6(3)	6	3		
W	BLAKE James (8)	USA	7	4	6		
Match elapsed time: 2h08min			54min	40min	34min		

Court: 2

Chair Umpire: JOSEPH Emmanuel (FRA)

	HRBATY D				BLAKE J (8)			
	1Set	2Set	3Set	Total	1Set	2Set	3Set	Total
1st Serve %	60	65	48	58	40	61	57	51
Aces	0	1	0	1	4	0	2	6
Service Winners	1	1	0	2	1	0	0	1
Double Faults	3	3	4	10	1	2	0	3
1st Serve Points Won	18	13	8	39	14	11	7	32
1st Serve Points Played	29	20	13	62	19	20	16	55
1st Serve Winning %	62	65	62	63	74	55	44	58
1st Service Max Speed	kmh 190	193	185	193	202	203	202	203
	mph 118	120	115	120	126	126	126	126
2nd Serve Points Won	10	3	5	18	15	4	10	29
2nd Serve Points Played	19	11	14	44	28	13	12	53
2nd Serve Winning %	53	27	36	41	54	31	83	55
2nd Service Max Speed	kmh 150	172	144	172	165	201	186	201
	mph 93	107	89	107	103	125	116	125
Break Points Converted	1	3	1	5	1	2	3	6
Break Points Opportunities	2	5	6	13	4	5	5	14
Break Point Conversion %	50	60	17	38	25	40	60	43
Net Points Won	1	1	0	2	2	2	2	6
Net Point Played	4	5	0	9	5	4	3	12
Net Point Winning %	25	20	0	22	40	50	67	50
Total Points Won	46	34	24	104	49	30	31	110
Winners	5	5	7	17	8	10	8	26
Unforced Errors	33	17	17	67	39	25	17	81
Forehand Winners	3	5	5	13	6	10	7	23
Backhand Winners	2	0	2	4	2	0	1	3
Volley Winners	0	0	0	0	1	1	2	4

	1 Set												
HRBATY D	0	*1	1	*2	2	*3	4	*4	4	*5	5	*6	6(3)
BLAKE J (8)	*1	1	*2	2	*3	3	*3	4	*5	5	*6	6	7

	2 Set									
HRBATY D	*0	0	*1	2	*3	3	*4	5	*5	6
BLAKE J (8)	1	*2	2	*2	2	*3	3	*3	4	*4

	3 Set									
HRBATY D	*1	1	*1	2	*3	3	*3	3	*3	3
BLAKE J (8)	0	*1	2	*2	2	*3	4	*5	6	6

Note:
For detailed scorecard information contact venue press centre.

Legend:
A Alternate **Def** Defaulted **Dsq** Disqualified **INV** Invitation **IP** ITF Place
Ret Retired **Susp** Suspended **Wo** Walkover **W** Winner ***** Server



MATCH STATISTICS

比赛技术统计 / STATISTIQUES DU MATCH

	DAVYDENKO Nikolay (4)	RUS	5	3			
W	MATHIEU Paul-Henri	FRA	7	6			
Match elapsed time: 1h32min			54min	38min			

Court: 1

Chair Umpire: GARNER Jake (USA)

	DAVYDENKO N (4)				MATHIEU PH			
	1Set	2Set	3Set	Total	1Set	2Set	3Set	Total
1st Serve %	58	42		53	39	54		46
Aces	3	2		5	2	3		5
Service Winners	4	1		5	3	2		5
Double Faults	1	2		3	3	0		3
1st Serve Points Won	17	7		24	12	12		24
1st Serve Points Played	22	8		30	13	13		26
1st Serve Winning %	77	88		80	92	92		92
1st Service Max Speed	kmh	197	204	204	200	193		200
	mph	122	127	127	124	120		124
2nd Serve Points Won	5	6		11	9	8		17
2nd Serve Points Played	16	11		27	20	11		31
2nd Serve Winning %	31	55		41	45	73		55
2nd Service Max Speed	kmh	199	198	199	159	174		174
	mph	124	123	124	99	108		108
Break Points Converted	1	0		1	2	1		3
Break Points Opportunities	1	0		1	5	1		6
Break Point Conversion %	100	0		100	40	100		50
Net Points Won	4	1		5	2	4		6
Net Point Played	6	1		7	2	4		6
Net Point Winning %	67	100		71	100	100		100
Total Points Won	34	17		51	37	26		63
Winners	8	0		8	9	7		16
Unforced Errors	22	12		34	16	14		30
Forehand Winners	3	0		3	6	6		12
Backhand Winners	5	0		5	3	1		4
Volley Winners	3	0		3	1	0		1

	1 Set											
DAVYDENKO N (4)	0	*1	2	*3	3	*4	4	*4	4	*5	5	*5
MATHIEU PH	*1	1	*1	1	*2	2	*3	4	*5	5	*6	7

	2 Set											
DAVYDENKO N (4)	0	*0	0	*1	1	*2	2	*3	3			
MATHIEU PH	*1	2	*3	3	*4	4	*5	5	*6			

Note:
For detailed scorecard information contact venue press centre.

Legend:
A Alternate **Def** Defaulted **Dsq** Disqualified **INV** Invitation **IP** ITF Place Server
Ret Retired **Susp** Suspended **Wo** Walkover **W** Winner *



MATCH STATISTICS

比赛技术统计 / STATISTIQUES DU MATCH

	ANDERSON Kevin(IP)	RSA	4	7	4		
W	KIEFER Nicolas (15)	GER	6	6(4)	6		
Match elapsed time: 3h20min			60min	78min	62min		

Court: 7

Chair Umpire: MOLINA Enric (ESP)

	ANDERSON K(IP)				KIEFER N (15)			
	1Set	2Set	3Set	Total	1Set	2Set	3Set	Total
1st Serve %	60	73	55	64	46	52	60	53
Aces	6	5	3	14	4	6	3	13
Service Winners	1	6	3	10	2	5	2	9
Double Faults	3	1	2	6	1	0	1	2
1st Serve Points Won	18	25	14	57	10	20	14	44
1st Serve Points Played	25	36	17	78	13	23	18	54
1st Serve Winning %	72	69	82	73	77	87	78	81
1st Service Max Speed	kmh	-	-	-	-	-	-	-
	mph	-	-	-	-	-	-	-
2nd Serve Points Won	5	7	5	17	9	9	8	26
2nd Serve Points Played	17	13	14	44	15	21	12	48
2nd Serve Winning %	29	54	36	39	60	43	67	54
2nd Service Max Speed	kmh	-	-	-	-	-	-	-
	mph	-	-	-	-	-	-	-
Break Points Converted	1	0	0	1	2	0	1	3
Break Points Opportunities	3	1	0	4	7	3	3	13
Break Point Conversion %	33	0	0	25	29	0	33	23
Net Points Won	6	6	1	13	5	7	7	19
Net Point Played	12	13	6	31	8	10	10	28
Net Point Winning %	50	46	17	42	63	70	70	68
Total Points Won	32	47	27	106	38	46	34	118
Winners	9	14	7	30	10	15	16	41
Unforced Errors	19	19	11	49	15	22	13	50
Forehand Winners	5	6	6	17	8	10	9	27
Backhand Winners	4	8	1	13	2	5	7	14
Volley Winners	1	2	0	3	1	4	6	11

	1 Set									
ANDERSON K(IP)	1	*2	2	*2	2	*3	3	*4	4	*4
KIEFER N (15)	*0	0	*1	2	*3	3	*4	4	*5	6

	2 Set													
	0	*1	1	*2	2	*3	3	*4	4	*5	5	*6	6	7
	*1	1	*2	2	*3	3	*4	4	*5	5	*6	6	6(4)	

	3 Set									
	*1	1	*2	2	*3	3	*4	4	*4	4
	0	*1	1	*2	2	*3	3	*4	5	*6

Note:
For detailed scorecard information contact venue press centre.

Legend:
A Alternate **Def** Defaulted **Dsq** Disqualified **INV** Invitation **IP** ITF Place
Ret Retired **Susp** Suspended **Wo** Walkover **W** Winner ***** Server



MATCH STATISTICS
 比赛技术统计 / STATISTIQUES DU MATCH

W	GONZALEZ Fernando (12)	CHI	6	6			
	CILIC Marin	CRO	4	2			
Match elapsed time: 1h11min			37min	34min			

Court: 3

Chair Umpire: MOLINA Enric (ESP)

	GONZALEZ F (12)				CILIC M			
	1Set	2Set	3Set	Total	1Set	2Set	3Set	Total
1st Serve %	64	58		61	52	40		47
Aces	1	2		3	4	1		5
Service Winners	2	4		6	3	0		3
Double Faults	1	1		2	3	2		5
1st Serve Points Won	14	13		27	14	6		20
1st Serve Points Played	16	18		34	16	8		24
1st Serve Winning %	88	72		79	88	75		83
1st Service Max Speed	kmh	-	-	-	-	-		-
	mph	-	-	-	-	-		-
2nd Serve Points Won	7	8		15	6	5		11
2nd Serve Points Played	9	13		22	15	12		27
2nd Serve Winning %	78	62		68	40	42		41
2nd Service Max Speed	kmh	-	-	-	-	-		-
	mph	-	-	-	-	-		-
Break Points Converted	1	2		3	0	0		0
Break Points Opportunities	2	2		4	0	3		3
Break Point Conversion %	50	100		75	0	0		0
Net Points Won	2	2		4	3	9		12
Net Point Played	2	6		8	8	13		21
Net Point Winning %	100	33		50	38	69		57
Total Points Won	32	30		62	24	21		45
Winners	6	5		11	3	7		10
Unforced Errors	13	12		25	20	17		37
Forehand Winners	3	4		7	3	4		7
Backhand Winners	3	1		4	0	3		3
Volley Winners	1	1		2	1	1		2

GONZALEZ F (12)	1 Set											
	0	*1	1	*2	2	*3	3	*4	4	*5	5	*6
CILIC M	*1	1	*2	2	*3	3	*3	3	*4	4		

CILIC M	2 Set											
	0	*1	1	*2	2	*3	3	*4	4	*5	5	*6
GONZALEZ F (12)	*1	1	*1	1	*1	1	*2	2				

Note:
 For detailed scorecard information contact venue press centre.

Legend:
A Alternate **Def** Defaulted **Dsq** Disqualified **INV** Invitation **IP** ITF Place Server
Ret Retired **Susp** Suspended **Wo** Walkover **W** Winner *



MATCH STATISTICS

比赛技术统计 / STATISTIQUES DU MATCH

W	ROCHUS Olivier	BEL	7	2			
	TIPSAREVIC Janko	SRB	6(5)	3			RET
Match elapsed time: 1h58min			67min	51min			

Court: 8

Chair Umpire: RAMOS Carlos (POR)

	ROCHUS O				TIPSAREVIC J			
	1Set	2Set	3Set	Total	1Set	2Set	3Set	Total
1st Serve %	47	63		52	42	47		44
Aces	1	0		1	5	1		6
Service Winners	0	0		0	0	0		0
Double Faults	1	0		1	4	1		5
1st Serve Points Won	12	6		18	13	6		19
1st Serve Points Played	21	12		33	16	9		25
1st Serve Winning %	57	50		55	81	67		76
1st Service Max Speed	kmh	-	-	-	-	-		-
	mph	-	-	-	-	-		-
2nd Serve Points Won	14	4		18	9	4		13
2nd Serve Points Played	24	7		31	22	10		32
2nd Serve Winning %	58	57		58	41	40		41
2nd Service Max Speed	kmh	-	-	-	-	-		-
	mph	-	-	-	-	-		-
Break Points Converted	2	1		3	2	1		3
Break Points Opportunities	3	2		5	7	3		10
Break Point Conversion %	67	50		60	29	33		30
Net Points Won	6	2		8	6	3		9
Net Point Played	8	2		10	8	5		13
Net Point Winning %	75	100		80	75	60		69
Total Points Won	42	19		61	41	19		60
Winners	12	10		22	10	9		19
Unforced Errors	25	9		34	25	8		33
Forehand Winners	9	7		16	4	6		10
Backhand Winners	3	3		6	6	3		9
Volley Winners	4	2		6	3	0		3

	1 Set							2 Set					Ret
	*0	0	*1	2	*3	3	*3	3	*4	5	*6	6	
ROCHUS O													
TIPSAREVIC J	1	*2	2	*2	2	*3	4	*5	5	*5	5	*6	6(5)

Note:
For detailed scorecard information contact venue press centre.

Legend:
A Alternate **Def** Defaulted **Dsq** Disqualified **INV** Invitation **IP** ITF Place
Ret Retired **Susp** Suspended **Wo** Walkover **W** Winner ***** Server



MATCH STATISTICS

比赛技术统计 / STATISTIQUES DU MATCH

W	NALBANDIAN David (7)	ARG	7	6			
	MASSU Nicolas(IP)	CHI	6(0)	1			
Match elapsed time: 1h25min			56min	29min			

Court: 5

Chair Umpire: GRAFF Lars (SWE)

	NALBANDIAN D (7)				MASSU N(IP)			
	1Set	2Set	3Set	Total	1Set	2Set	3Set	Total
1st Serve %	46	76		58	56	68		60
Aces	7	0		7	4	1		5
Service Winners	1	4		5	3	1		4
Double Faults	4	0		4	3	1		4
1st Serve Points Won	17	14		31	14	7		21
1st Serve Points Played	18	19		37	20	13		33
1st Serve Winning %	94	74		84	70	54		64
1st Service Max Speed	kmh	-	-	-	-	-		-
	mph	-	-	-	-	-		-
2nd Serve Points Won	10	4		14	8	2		10
2nd Serve Points Played	21	6		27	16	6		22
2nd Serve Winning %	48	67		52	50	33		45
2nd Service Max Speed	kmh	-	-	-	-	-		-
	mph	-	-	-	-	-		-
Break Points Converted	1	2		3	1	0		1
Break Points Opportunities	1	3		4	1	1		2
Break Point Conversion %	100	67		75	100	0		50
Net Points Won	7	4		11	2	2		4
Net Point Played	8	5		13	4	3		7
Net Point Winning %	88	80		85	50	67		57
Total Points Won	41	28		69	34	16		50
Winners	9	7		16	8	4		12
Unforced Errors	15	10		25	21	16		37
Forehand Winners	4	4		8	7	4		11
Backhand Winners	5	3		8	1	0		1
Volley Winners	2	2		4	0	0		0

NALBANDIAN D (7)	1 Set						
	0	*1	1	*2	3	*4	4
MASSU N(IP)	*1	1	*2	2	*2	2	*3

	2 Set					
	*1	2	*3	3	*4	5
	0	*0	0	*1	1	*1

Note:
For detailed scorecard information contact venue press centre.

Legend:
A Alternate **Def** Defaulted **Dsq** Disqualified **INV** Invitation **IP** ITF Place Server
Ret Retired **Susp** Suspended **Wo** Walkover **W** Winner *



MATCH STATISTICS
比赛技术统计 / STATISTIQUES DU MATCH

	HANESCU Victor	ROU	4	6(5)			
W	MONFILS Gael	FRA	6	7			
Match elapsed time: 1h38min			42min	56min			

Court: 5

Chair Umpire: HERFEL Roland (GER)

	HANESCU V				MONFILS G			
	1Set	2Set	3Set	Total	1Set	2Set	3Set	Total
1st Serve %	69	82		76	59	67		63
Aces	0	0		0	4	5		9
Service Winners	5	5		10	4	4		8
Double Faults	0	0		0	0	1		1
1st Serve Points Won	13	21		34	12	21		33
1st Serve Points Played	20	27		47	17	26		43
1st Serve Winning %	65	78		72	71	81		77
1st Service Max Speed	kmh	-	-	-	-	-		-
	mph	-	-	-	-	-		-
2nd Serve Points Won	3	3		6	7	6		13
2nd Serve Points Played	9	6		15	12	13		25
2nd Serve Winning %	33	50		40	58	46		52
2nd Service Max Speed	kmh	-	-	-	-	-		-
	mph	-	-	-	-	-		-
Break Points Converted	1	1		2	2	1		3
Break Points Opportunities	2	2		4	3	1		4
Break Point Conversion %	50	50		50	67	100		75
Net Points Won	9	15		24	3	6		9
Net Point Played	15	21		36	7	8		15
Net Point Winning %	60	71		67	43	75		60
Total Points Won	26	36		62	32	36		68
Winners	9	13		22	7	13		20
Unforced Errors	17	14		31	12	17		29
Forehand Winners	4	11		15	3	11		14
Backhand Winners	5	2		7	4	2		6
Volley Winners	2	1		3	1	1		2

	1 Set									
HANESCU V	*0	1	*2	2	*3	3	*3	3	*4	4
MONFILS G	1	*1	1	*2	2	*3	4	*5	5	*6

	2 Set												
HANESCU V	*1	1	*2	2	*3	3	*4	4	*4	5	*6	6	6(5)
MONFILS G	0	*1	1	*2	2	*3	3	*4	5	*5	5	*6	7

Note:
For detailed scorecard information contact venue press centre.

Legend:
A Alternate **Def** Defaulted **Dsq** Disqualified **INV** Invitation **IP** ITF Place Server
Ret Retired **Susp** Suspended **Wo** Walkover **W** Winner *



MATCH STATISTICS
 比赛技术统计 / STATISTIQUES DU MATCH

W	YOUZHNY Mikhail (13)	RUS	7	6			
	JOHANSSON Thomas	SWE	5	2			
Match elapsed time: 1h46min			64min	42min			

Court: 4

Chair Umpire: ATTYGALA Asitha (SRI)

	YOUZHNY M (13)				JOHANSSON T			
	1Set	2Set	3Set	Total	1Set	2Set	3Set	Total
1st Serve %	50	58		53	51	47		49
Aces	2	3		5	3	2		5
Service Winners	4	3		7	3	3		6
Double Faults	2	1		3	1	3		4
1st Serve Points Won	16	11		27	14	12		26
1st Serve Points Played	22	15		37	26	17		43
1st Serve Winning %	73	73		73	54	71		60
1st Service Max Speed	kmh	-	-	-	-	-	-	-
	mph	-	-	-	-	-	-	-
2nd Serve Points Won	10	6		16	13	6		19
2nd Serve Points Played	22	11		33	25	19		44
2nd Serve Winning %	45	55		48	52	32		43
2nd Service Max Speed	kmh	-	-	-	-	-	-	-
	mph	-	-	-	-	-	-	-
Break Points Converted	2	2		4	1	0		1
Break Points Opportunities	10	3		13	4	1		5
Break Point Conversion %	20	67		31	25	0		20
Net Points Won	1	1		2	11	3		14
Net Point Played	2	1		3	13	6		19
Net Point Winning %	50	100		67	85	50		74
Total Points Won	50	35		85	45	27		72
Winners	14	11		25	10	6		16
Unforced Errors	27	15		42	29	15		44
Forehand Winners	10	4		14	8	5		13
Backhand Winners	4	7		11	2	1		3
Volley Winners	0	0		0	1	2		3

	1 Set											
YOUZHNY M (13)	1	*2	2	*3	3	*3	3	*4	4	*5	6	*7
JOHANSSON T	*0	0	*1	1	*2	3	*4	4	*5	5	*5	5

	2 Set							
	1	*2	2	*3	4	*5	5	*6
	*0	0	*1	1	*1	1	*2	2

Note:
 For detailed scorecard information contact venue press centre.

Legend:
A Alternate **Def** Defaulted **Dsq** Disqualified **INV** Invitation **IP** ITF Place
Ret Retired **Susp** Suspended **Wo** Walkover **W** Winner ***** Server



MATCH STATISTICS

比赛技术统计 / STATISTIQUES DU MATCH

	SCHUETTLER Rainer	GER	4	2			
W	DJOKOVIC Novak (3)	SRB	6	6			
Match elapsed time: 1h14min			43min	31min			

Court: 1

Chair Umpire: BERNARDES Carlos (BRA)

	SCHUETTLER R				DJOKOVIC N (3)			
	1Set	2Set	3Set	Total	1Set	2Set	3Set	Total
1st Serve %	55	62		58	76	67		72
Aces	2	0		2	4	1		5
Service Winners	1	4		5	0	0		0
Double Faults	1	2		3	2	0		2
1st Serve Points Won	14	11		25	17	12		29
1st Serve Points Played	21	16		37	19	12		31
1st Serve Winning %	67	69		68	89	100		94
1st Service Max Speed	kmh	194	189	194	194	193		194
	mph	121	117	121	121	120		121
2nd Serve Points Won	7	2		9	1	4		5
2nd Serve Points Played	17	10		27	6	6		12
2nd Serve Winning %	41	20		33	17	67		42
2nd Service Max Speed	kmh	151	155	155	160	172		172
	mph	94	96	96	99	107		107
Break Points Converted	1	0		1	2	2		4
Break Points Opportunities	1	0		1	7	4		11
Break Point Conversion %	100	0		100	29	50		36
Net Points Won	3	4		7	3	4		7
Net Point Played	4	6		10	4	6		10
Net Point Winning %	75	67		70	75	67		70
Total Points Won	28	15		43	35	29		64
Winners	6	3		9	10	9		19
Unforced Errors	20	17		37	17	8		25
Forehand Winners	4	3		7	8	7		15
Backhand Winners	2	0		2	2	2		4
Volley Winners	0	1		1	1	1		2

	1 Set										2 Set									
	0	*0	1	*2	2	*3	3	*4	4	*4	0	*1	1	*1	1	*2	2	*2		
SCHUETTLER R																				
DJOKOVIC N (3)	*1	2	*2	2	*3	3	*4	4	*5	6	*1	1	*2	3	*4	4	*5	6		

Note:
 For detailed scorecard information contact venue press centre.

Legend:
A Alternate **Def** Defaulted **Dsq** Disqualified **INV** Invitation **IP** ITF Place
Ret Retired **Susp** Suspended **Wo** Walkover **W** Winner * Server



MATCH STATISTICS
 比赛技术统计 / STATISTIQUES DU MATCH

W	LU Yen-Hsun	TPE	6	6			
	CALLERI Agustin	ARG	4	4			
Match elapsed time: 1h21min			38min	43min			

Court: 2

Chair Umpire: MARIA Pascal (FRA)

	LU YH				CALLERI A			
	1Set	2Set	3Set	Total	1Set	2Set	3Set	Total
1st Serve %	50	58		54	67	47		57
Aces	2	1		3	4	1		5
Service Winners	2	3		5	2	5		7
Double Faults	0	1		1	3	3		6
1st Serve Points Won	10	12		22	17	11		28
1st Serve Points Played	12	15		27	24	15		39
1st Serve Winning %	83	80		81	71	73		72
1st Service Max Speed	kmh 186	186		186	193	195		195
	mph 116	116		116	120	121		121
2nd Serve Points Won	10	7		17	4	7		11
2nd Serve Points Played	12	11		23	12	17		29
2nd Serve Winning %	83	64		74	33	41		38
2nd Service Max Speed	kmh 162	160		162	163	154		163
	mph 101	99		101	101	96		101
Break Points Converted	1	2		3	0	1		1
Break Points Opportunities	5	5		10	0	1		1
Break Point Conversion %	20	40		30	0	100		100
Net Points Won	2	1		3	5	2		7
Net Point Played	2	4		6	6	5		11
Net Point Winning %	100	25		50	83	40		64
Total Points Won	35	33		68	25	25		50
Winners	1	6		7	8	3		11
Unforced Errors	11	15		26	27	20		47
Forehand Winners	1	3		4	6	2		8
Backhand Winners	0	3		3	2	1		3
Volley Winners	0	1		1	1	0		1

LU YH	1 Set										CALLERI A
	0	*1	2	*3	3	*4	4	*5	5	*6	
CALLERI A	*1	1	*1	1	*2	2	*3	3	*4	4	

LU YH	2 Set										CALLERI A
	1	*2	2	*2	2	*3	4	*5	5	*6	
CALLERI A	*0	0	*1	2	*3	3	*3	3	*4	4	

Note:
 For detailed scorecard information contact venue press centre.

Legend:
A Alternate **Def** Defaulted **Dsq** Disqualified **INV** Invitation **IP** ITF Place Server
Ret Retired **Susp** Suspended **Wo** Walkover **W** Winner *



MATCH STATISTICS

比赛技术统计 / STATISTIQUES DU MATCH

W	MELZER Jurgen	AUT	6	6			
	WAWRINKA Stanislas (9)	SUI	4	0			
Match elapsed time: 1h05min			42min	23min			

Court: 5

Chair Umpire: HERFEL Roland (GER)

	MELZER J				WAWRINKA S (9)			
	1Set	2Set	3Set	Total	1Set	2Set	3Set	Total
1st Serve %	57	69		60	70	65		68
Aces	1	0		1	2	0		2
Service Winners	12	5		17	5	3		8
Double Faults	0	0		0	0	2		2
1st Serve Points Won	16	8		24	12	4		16
1st Serve Points Played	23	9		32	19	13		32
1st Serve Winning %	70	89		75	63	31		50
1st Service Max Speed	kmh	-	-	-	-	-		-
	mph	-	-	-	-	-		-
2nd Serve Points Won	9	4		13	5	2		7
2nd Serve Points Played	17	4		21	8	7		15
2nd Serve Winning %	53	100		62	63	29		47
2nd Service Max Speed	kmh	-	-	-	-	-		-
	mph	-	-	-	-	-		-
Break Points Converted	1	3		4	0	0		0
Break Points Opportunities	2	4		6	1	0		1
Break Point Conversion %	50	75		67	0	0		0
Net Points Won	12	9		21	4	0		4
Net Point Played	21	11		32	7	0		7
Net Point Winning %	57	82		66	57	0		57
Total Points Won	35	26		61	32	7		39
Winners	13	8		21	11	1		12
Unforced Errors	14	3		17	9	11		20
Forehand Winners	9	5		14	6	1		7
Backhand Winners	4	3		7	5	0		5
Volley Winners	5	2		7	0	0		0

MELZER J	1 Set									
	0	*1	1	*2	3	*4	4	*5	5	*6
WAWRINKA S (9)	*1	1	*2	2	*2	2	*3	3	*4	4

	2 Set					
	1	*2	3	*4	5	*6
	*0	0	*0	0	*0	0

Note:
 For detailed scorecard information contact venue press centre.

Legend:
A Alternate **Def** Defaulted **Dsq** Disqualified **INV** Invitation **IP** ITF Place
Ret Retired **Susp** Suspended **Wo** Walkover **W** Winner ***** Server



MATCH STATISTICS

比赛技术统计 / STATISTIQUES DU MATCH

	LLODRA Michael	FRA	4	6	1		
W	ANDREEV Igor	RUS	6	3	6		
Match elapsed time: 1h58min			44min	41min	33min		

Court: 6

Chair Umpire: KORNILOV Andrey (UZB)

	LLODRA M				ANDREEV I			
	1Set	2Set	3Set	Total	1Set	2Set	3Set	Total
1st Serve %	84	83	63	80	69	68	71	69
Aces	3	5	1	9	2	3	3	8
Service Winners	7	7	1	15	4	5	2	11
Double Faults	1	0	1	2	1	1	0	2
1st Serve Points Won	23	19	3	45	15	14	12	41
1st Serve Points Played	37	24	10	71	20	19	17	56
1st Serve Winning %	62	79	30	63	75	74	71	73
1st Service Max Speed	kmh	-	-	-	-	-	-	-
	mph	-	-	-	-	-	-	-
2nd Serve Points Won	1	3	4	8	6	3	5	14
2nd Serve Points Played	7	5	6	18	9	9	7	25
2nd Serve Winning %	14	60	67	44	67	33	71	56
2nd Service Max Speed	kmh	-	-	-	-	-	-	-
	mph	-	-	-	-	-	-	-
Break Points Converted	0	1	0	1	1	0	2	3
Break Points Opportunities	1	2	0	3	3	3	3	9
Break Point Conversion %	0	50	0	33	33	0	67	33
Net Points Won	2	2	1	5	1	3	3	7
Net Point Played	8	6	5	19	5	5	4	14
Net Point Winning %	25	33	20	26	20	60	75	50
Total Points Won	32	33	14	79	41	24	26	91
Winners	2	5	3	10	9	3	4	16
Unforced Errors	25	13	16	54	19	15	9	43
Forehand Winners	1	3	3	7	4	3	4	11
Backhand Winners	1	2	0	3	5	0	0	5
Volley Winners	2	2	1	5	1	2	1	4

	1 Set									
	*1	1	*1	1	*2	2	*3	3	*4	4
LLODRA M										
ANDREEV I	0	*1	2	*3	3	*4	4	*5	5	*6

	2 Set									
	*1	1	*2	2	*3	3	*4	5	*6	6
LLODRA M										
ANDREEV I	0	*1	1	*2	2	*3	3	*3	3	3

	3 Set									
	0	*0	0	*1	1	*1	1			
LLODRA M										
ANDREEV I	*1	2	*3	3	*4	5	*6			

Note:
For detailed scorecard information contact venue press centre.

Legend:
A Alternate **Def** Defaulted **Dsq** Disqualified **INV** Invitation **IP** ITF Place Server
Ret Retired **Susp** Suspended **Wo** Walkover **W** Winner *



MATCH STATISTICS
 比赛技术统计 / STATISTIQUES DU MATCH

	HEWITT Lleyton	AUS	1	2			
W	NADAL Rafael (2)	ESP	6	6			
Match elapsed time: 1h31min			45min	46min			

Court: Centre

Chair Umpire: RAMOS Carlos (POR)

	HEWITT L			Total	NADAL R (2)			Total
	1Set	2Set	3Set		1Set	2Set	3Set	
1st Serve %	46	46		46	64	65		64
Aces	0	1		1	2	1		3
Service Winners	2	1		3	2	3		5
Double Faults	0	0		0	2	0		2
1st Serve Points Won	9	8		17	14	9		23
1st Serve Points Played	13	12		25	21	15		36
1st Serve Winning %	69	67		68	67	60		64
1st Service Max Speed	kmh	190	189	190	186	183		186
	mph	118	117	118	116	114		116
2nd Serve Points Won	4	2		6	7	6		13
2nd Serve Points Played	15	14		29	12	8		20
2nd Serve Winning %	27	14		21	58	75		65
2nd Service Max Speed	kmh	177	145	177	170	141		170
	mph	110	90	110	106	88		106
Break Points Converted	0	1		1	2	3		5
Break Points Opportunities	2	4		6	4	5		9
Break Point Conversion %	0	25		17	50	60		56
Net Points Won	2	6		8	2	7		9
Net Point Played	5	11		16	4	8		12
Net Point Winning %	40	55		50	50	88		75
Total Points Won	25	18		43	36	31		67
Winners	6	3		9	11	14		25
Unforced Errors	21	13		34	15	13		28
Forehand Winners	5	1		6	10	10		20
Backhand Winners	1	2		3	1	4		5
Volley Winners	0	2		2	1	2		3

	1 Set							2 Set							
HEWITT L	0	*1	1	*1	1	*1	1	*0	1	*2	2	*2	2	*2	2
NADAL R (2)	*1	1	*2	3	*4	5	*6	1	*1	1	*2	3	*4	5	*6

Note:
 For detailed scorecard information contact venue press centre.

Legend:
A Alternate **Def** Defaulted **Dsq** Disqualified **INV** Invitation **IP** ITF Place
Ret Retired **Susp** Suspended **Wo** Walkover **W** Winner ***** Server



MATCH STATISTICS
 比赛技术统计 / STATISTIQUES DU MATCH

W	FEDERER Roger (1)	SUI	6	7			
	BERDYCH Tomas (17)	CZE	3	6(4)			
Match elapsed time: 1h30min			36min	54min			

Court: Centre

Chair Umpire: RAMOS Carlos (POR)

	FEDERER R (1)				BERDYCH T (17)			
	1Set	2Set	3Set	Total	1Set	2Set	3Set	Total
1st Serve %	64	58		61	52	39		44
Aces	4	7		11	4	0		4
Service Winners	3	5		8	0	6		6
Double Faults	0	3		3	1	3		4
1st Serve Points Won	12	20		32	9	11		20
1st Serve Points Played	16	21		37	16	17		33
1st Serve Winning %	75	95		86	56	65		61
1st Service Max Speed	kmh	197	197	197	213	207		213
	mph	122	122	122	132	129		132
2nd Serve Points Won	5	7		12	6	16		22
2nd Serve Points Played	9	15		24	15	27		42
2nd Serve Winning %	56	47		50	40	59		52
2nd Service Max Speed	kmh	157	163	163	163	164		164
	mph	98	101	101	101	102		102
Break Points Converted	2	1		3	1	1		2
Break Points Opportunities	6	3		9	2	1		3
Break Point Conversion %	33	33		33	50	100		67
Net Points Won	3	5		8	0	8		8
Net Point Played	4	6		10	1	12		13
Net Point Winning %	75	83		80	0	67		62
Total Points Won	33	44		77	23	36		59
Winners	7	11		18	2	12		14
Unforced Errors	17	15		32	18	18		36
Forehand Winners	5	9		14	2	10		12
Backhand Winners	2	2		4	0	2		2
Volley Winners	2	3		5	0	5		5

	1 Set									
FEDERER R (1)	*1	2	*2	2	*3	4	*5	5	*6	
BERDYCH T (17)	0	*0	1	*2	2	*2	2	*3	3	

	2 Set													
FEDERER R (1)	0	*0	0	*1	2	*3	3	*4	4	*5	5	*6	7	
BERDYCH T (17)	*1	2	*3	3	*3	3	*4	4	*5	5	*6	6	6(4)	

Note:
 For detailed scorecard information contact venue press centre.

Legend:
A Alternate **Def** Defaulted **Dsq** Disqualified **INV** Invitation **IP** ITF Place Server
Ret Retired **Susp** Suspended **Wo** Walkover **W** Winner *



MATCH STATISTICS
 比赛技术统计 / STATISTIQUES DU MATCH

	SIMON Gilles (10)	FRA	4	2			
W	BLAKE James (8)	USA	6	6			
Match elapsed time: 1h15min			42min	33min			

Court: 2

Chair Umpire: STEINER Damian (ARG)

	SIMON G (10)				BLAKE J (8)			
	1Set	2Set	3Set	Total	1Set	2Set	3Set	Total
1st Serve %	44	40		42	48	62		55
Aces	1	0		1	4	3		7
Service Winners	4	2		6	3	4		7
Double Faults	2	1		3	3	3		6
1st Serve Points Won	11	4		15	17	20		37
1st Serve Points Played	14	8		22	20	26		46
1st Serve Winning %	79	50		68	85	77		80
1st Service Max Speed	kmh	192	192	192	205	202		205
	mph	119	119	119	127	126		127
2nd Serve Points Won	10	6		16	10	6		16
2nd Serve Points Played	18	12		30	22	16		38
2nd Serve Winning %	56	50		53	45	38		42
2nd Service Max Speed	kmh	149	178	178	161	162		162
	mph	93	111	111	100	101		101
Break Points Converted	0	0		0	1	2		3
Break Points Opportunities	2	6		8	3	2		5
Break Point Conversion %	0	0		0	33	100		60
Net Points Won	2	2		4	6	4		10
Net Point Played	4	2		6	6	6		12
Net Point Winning %	50	100		67	100	67		83
Total Points Won	36	26		62	38	36		74
Winners	4	4		8	7	10		17
Unforced Errors	22	18		40	24	17		41
Forehand Winners	3	2		5	3	9		12
Backhand Winners	1	2		3	4	1		5
Volley Winners	1	1		2	0	1		1

	1 Set									
SIMON G (10)	*1	1	*2	2	*3	3	*3	3	*4	4
BLAKE J (8)	0	*1	1	*2	2	*3	4	*5	5	*6

	2 Set							
SIMON G (10)	*1	1	*1	1	*1	1	*2	2
BLAKE J (8)	0	*1	2	*3	4	*5	5	*6

Note:
 For detailed scorecard information contact venue press centre.

Legend:
A Alternate **Def** Defaulted **Dsq** Disqualified **INV** Invitation **IP** ITF Place
Ret Retired **Susp** Suspended **Wo** Walkover **W** Winner ***** Server



MATCH STATISTICS
比赛技术统计 / STATISTIQUES DU MATCH

W	MATHIEU Paul-Henri	FRA	6	7			
	KIEFER Nicolas (15)	GER	3	5			
Match elapsed time: 1h43min			48min	55min			

Court: 3

Chair Umpire: GRAFF Lars (SWE)

	MATHIEU PH				KIEFER N (15)			
	1Set	2Set	3Set	Total	1Set	2Set	3Set	Total
1st Serve %	50	35		42	40	53		46
Aces	1	2		3	4	0		4
Service Winners	6	6		12	10	12		22
Double Faults	1	4		5	2	1		3
1st Serve Points Won	13	11		24	10	11		21
1st Serve Points Played	14	11		25	14	19		33
1st Serve Winning %	93	100		96	71	58		64
1st Service Max Speed	kmh	-	-	-	-	-		-
	mph	-	-	-	-	-		-
2nd Serve Points Won	7	11		18	10	9		19
2nd Serve Points Played	14	20		34	21	17		38
2nd Serve Winning %	50	55		53	48	53		50
2nd Service Max Speed	kmh	-	-	-	-	-		-
	mph	-	-	-	-	-		-
Break Points Converted	1	2		3	0	1		1
Break Points Opportunities	4	2		6	0	2		2
Break Point Conversion %	25	100		50	0	50		50
Net Points Won	4	2		6	2	7		9
Net Point Played	7	3		10	4	14		18
Net Point Winning %	57	67		60	50	50		50
Total Points Won	35	38		73	28	29		57
Winners	11	10		21	4	6		10
Unforced Errors	9	7		16	15	19		34
Forehand Winners	4	7		11	2	3		5
Backhand Winners	7	3		10	2	3		5
Volley Winners	1	0		1	1	3		4

	1 Set									
MATHIEU PH	*1	1	*2	2	*3	4	*5	5	*6	
KIEFER N (15)	0	*1	1	*2	2	*2	2	*3	3	

	2 Set											
MATHIEU PH	0	*1	1	*2	3	*4	4	*5	5	*5	6	*7
KIEFER N (15)	*1	1	*2	2	*2	2	*3	3	*4	5	*5	5

Note:
For detailed scorecard information contact venue press centre.

Legend:
A Alternate **Def** Defaulted **Dsq** Disqualified **INV** Invitation **IP** ITF Place
Ret Retired **Susp** Suspended **Wo** Walkover **W** Winner ***** Server



MATCH STATISTICS
 比赛技术统计 / STATISTIQUES DU MATCH

W	GONZALEZ Fernando (12)	CHI	6	6			
	ROCHUS Olivier	BEL	0	3			
Match elapsed time: 57min			18min	39min			

Court: 7

Chair Umpire: NOUNI Kader (FRA)

	GONZALEZ F (12)				ROCHUS O			
	1Set	2Set	3Set	Total	1Set	2Set	3Set	Total
1st Serve %	75	58		64	50	64		59
Aces	2	1		3	0	2		2
Service Winners	2	2		4	0	1		1
Double Faults	0	0		0	2	1		3
1st Serve Points Won	9	15		24	2	10		12
1st Serve Points Played	12	18		30	7	16		23
1st Serve Winning %	75	83		80	29	63		52
1st Service Max Speed	kmh	-	-	-	-	-	-	-
	mph	-	-	-	-	-	-	-
2nd Serve Points Won	3	7		10	0	5		5
2nd Serve Points Played	4	13		17	7	9		16
2nd Serve Winning %	75	54		59	0	56		31
2nd Service Max Speed	kmh	-	-	-	-	-	-	-
	mph	-	-	-	-	-	-	-
Break Points Converted	3	1		4	0	0		0
Break Points Opportunities	3	3		6	0	0		0
Break Point Conversion %	100	33		67	0	0		0
Net Points Won	1	2		3	1	5		6
Net Point Played	1	3		4	3	5		8
Net Point Winning %	100	67		75	33	100		75
Total Points Won	24	32		56	6	24		30
Winners	8	11		19	2	6		8
Unforced Errors	4	15		19	10	17		27
Forehand Winners	7	9		16	2	4		6
Backhand Winners	1	2		3	0	2		2
Volley Winners	0	0		0	1	2		3

	1 Set					
GONZALEZ F (12)	*1	2	*3	4	*5	6
ROCHUS O	0	*0	0	*0	0	*0

	2 Set								
GONZALEZ F (12)	*1	1	*2	3	*4	4	*5	5	*6
ROCHUS O	0	*1	1	*1	1	*2	2	*3	3

Note:
 For detailed scorecard information contact venue press centre.

Legend:
A Alternate **Def** Defaulted **Dsq** Disqualified **INV** Invitation **IP** ITF Place
Ret Retired **Susp** Suspended **Wo** Walkover **W** Winner ***** Server



MATCH STATISTICS
 比赛技术统计 / STATISTIQUES DU MATCH

	NALBANDIAN David (7)	ARG	4	4			
W	MONFILS Gael	FRA	6	6			
Match elapsed time: 1h30min			51min	39min			

Court: Centre

Chair Umpire: BERNARDES Carlos (BRA)

	NALBANDIAN D (7)				MONFILS G			
	1Set	2Set	3Set	Total	1Set	2Set	3Set	Total
1st Serve %	44	44		44	61	44		53
Aces	0	0		0	5	7		12
Service Winners	1	0		1	1	4		5
Double Faults	4	1		5	2	2		4
1st Serve Points Won	14	7		21	11	11		22
1st Serve Points Played	17	12		29	17	12		29
1st Serve Winning %	82	58		72	65	92		76
1st Service Max Speed	kmh 189	193		193	206	208		208
	mph 117	120		120	128	129		129
2nd Serve Points Won	7	11		18	8	9		17
2nd Serve Points Played	22	15		37	11	15		26
2nd Serve Winning %	32	73		49	73	60		65
2nd Service Max Speed	kmh 186	164		186	207	177		207
	mph 116	102		116	129	110		129
Break Points Converted	1	0		1	2	1		3
Break Points Opportunities	4	0		4	5	1		6
Break Point Conversion %	25	0		25	40	100		50
Net Points Won	5	6		11	1	1		2
Net Point Played	9	7		16	2	2		4
Net Point Winning %	56	86		69	50	50		50
Total Points Won	30	25		55	37	29		66
Winners	7	9		16	3	2		5
Unforced Errors	24	15		39	20	14		34
Forehand Winners	2	3		5	2	1		3
Backhand Winners	5	6		11	1	1		2
Volley Winners	2	5		7	1	1		2

	1 Set									
NALBANDIAN D (7)	*0	0	*1	2	*3	3	*3	3	*4	4
MONFILS G	1	*2	2	*2	2	*3	4	*5	5	*6

	2 Set									
NALBANDIAN D (7)	*1	1	*2	2	*3	3	*4	4	*4	4
MONFILS G	0	*1	1	*2	2	*3	3	*4	5	*6

Note:
 For detailed scorecard information contact venue press centre.

Legend:
A Alternate **Def** Defaulted **Dsq** Disqualified **INV** Invitation **IP** ITF Place Server
Ret Retired **Susp** Suspended **Wo** Walkover **W** Winner *



MATCH STATISTICS
比赛技术统计 / STATISTIQUES DU MATCH

	YOUZHNY Mikhail (13)	RUS	6(3)	3			
W	DJOKOVIC Novak (3)	SRB	7	6			
Match elapsed time: 1h36min			53min	43min			

Court: 2

Chair Umpire: HERFEL Roland (GER)

	YOUZHNY M (13)				DJOKOVIC N (3)			
	1Set	2Set	3Set	Total	1Set	2Set	3Set	Total
1st Serve %	49	65		56	71	79		74
Aces	2	4		6	2	2		4
Service Winners	1	0		1	0	2		2
Double Faults	3	1		4	0	0		0
1st Serve Points Won	17	12		29	22	13		35
1st Serve Points Played	18	22		40	25	15		40
1st Serve Winning %	94	55		73	88	87		88
1st Service Max Speed	kmh	190	194	194	196	194		196
	mph	118	121	121	122	121		122
2nd Serve Points Won	9	5		14	6	3		9
2nd Serve Points Played	19	12		31	10	4		14
2nd Serve Winning %	47	42		45	60	75		64
2nd Service Max Speed	kmh	183	153	183	193	167		193
	mph	114	95	114	120	104		120
Break Points Converted	0	0		0	0	2		2
Break Points Opportunities	0	0		0	0	4		4
Break Point Conversion %	0	0		0	0	50		50
Net Points Won	1	4		5	7	6		13
Net Point Played	3	4		7	11	8		19
Net Point Winning %	33	100		71	64	75		68
Total Points Won	33	20		53	39	33		72
Winners	3	5		8	5	4		9
Unforced Errors	29	24		53	27	11		38
Forehand Winners	3	4		7	4	3		7
Backhand Winners	0	1		1	1	1		2
Volley Winners	1	2		3	0	2		2

	1 Set												
	0	*1	1	*2	2	*3	3	*4	4	*5	5	*6	6(3)
YOUZHNY M (13)													
DJOKOVIC N (3)	*1	1	*2	2	*3	3	*4	4	*5	5	*6	6	7

	2 Set												
	*1	1	*1	1	*2	2	*3	3	*3				
	0	*1	2	*3	3	*4	4	*5	6				

Note:
For detailed scorecard information contact venue press centre.

Legend:
A Alternate **Def** Defaulted **Dsq** Disqualified **INV** Invitation **IP** ITF Place Server
Ret Retired **Susp** Suspended **Wo** Walkover **W** Winner *



MATCH STATISTICS
 比赛技术统计 / STATISTIQUES DU MATCH

	LU Yen-Hsun	TPE	2	4			
W	MELZER Jurgen	AUT	6	6			
Match elapsed time: 1h05min			28min	37min			

Court: 3

Chair Umpire: MOLINA Enric (ESP)

	LU YH				MELZER J			
	1Set	2Set	3Set	Total	1Set	2Set	3Set	Total
1st Serve %	53	66		60	79	59		69
Aces	1	0		1	2	2		4
Service Winners	2	2		4	1	1		2
Double Faults	0	1		1	0	0		0
1st Serve Points Won	4	13		17	14	14		28
1st Serve Points Played	10	19		29	22	16		38
1st Serve Winning %	40	68		59	64	88		74
1st Service Max Speed	kmh	-	-	-	-	-		-
	mph	-	-	-	-	-		-
2nd Serve Points Won	6	5		11	5	7		12
2nd Serve Points Played	9	10		19	6	11		17
2nd Serve Winning %	67	50		58	83	64		71
2nd Service Max Speed	kmh	-	-	-	-	-		-
	mph	-	-	-	-	-		-
Break Points Converted	0	0		0	2	1		3
Break Points Opportunities	0	0		0	2	2		4
Break Point Conversion %	0	0		0	100	50		75
Net Points Won	2	3		5	6	4		10
Net Point Played	4	8		12	10	7		17
Net Point Winning %	50	38		42	60	57		59
Total Points Won	19	24		43	28	32		60
Winners	6	4		10	8	9		17
Unforced Errors	17	19		36	10	18		28
Forehand Winners	4	1		5	4	7		11
Backhand Winners	2	3		5	4	2		6
Volley Winners	1	0		1	1	2		3

	1 Set							
LU YH	*0	0	*1	1	*2	2	*2	2
MELZER J	1	*2	2	*3	3	*4	5	*6

	2 Set									
LU YH	*0	0	*1	1	*2	2	*3	3	*4	4
MELZER J	1	*2	2	*3	3	*4	4	*5	5	*6

Note:
 For detailed scorecard information contact venue press centre.

Legend:
A Alternate **Def** Defaulted **Dsq** Disqualified **INV** Invitation **IP** ITF Place Server
Ret Retired **Susp** Suspended **Wo** Walkover **W** Winner *



MATCH STATISTICS
 比赛技术统计 / STATISTIQUES DU MATCH

	ANDREEV Igor	RUS	4	2			
W	NADAL Rafael (2)	ESP	6	6			
Match elapsed time: 1h35min			55min	40min			

Court: 1

Chair Umpire: LANG Alison (GBR)

	ANDREEV I				NADAL R (2)			
	1Set	2Set	3Set	Total	1Set	2Set	3Set	Total
1st Serve %	65	62		64	65	75		69
Aces	4	1		5	2	2		4
Service Winners	0	0		0	0	2		2
Double Faults	1	2		3	0	0		0
1st Serve Points Won	16	7		23	15	14		29
1st Serve Points Played	22	13		35	20	18		38
1st Serve Winning %	73	54		66	75	78		76
1st Service Max Speed	kmh	197	199	199	182	191		191
	mph	122	124	124	113	119		119
2nd Serve Points Won	4	2		6	7	3		10
2nd Serve Points Played	12	8		20	11	6		17
2nd Serve Winning %	33	25		30	64	50		59
2nd Service Max Speed	kmh	151	193	193	141	161		161
	mph	94	120	120	88	100		100
Break Points Converted	0	0		0	1	2		3
Break Points Opportunities	4	0		4	4	2		6
Break Point Conversion %	0	0		0	25	100		50
Net Points Won	2	0		2	3	4		7
Net Point Played	2	1		3	3	6		9
Net Point Winning %	100	0		67	100	67		78
Total Points Won	29	16		45	36	29		65
Winners	5	3		8	9	4		13
Unforced Errors	24	19		43	20	12		32
Forehand Winners	3	2		5	4	4		8
Backhand Winners	2	1		3	5	0		5
Volley Winners	2	0		2	2	1		3

	1 Set										2 Set									
ANDREEV I	*1	1	*2	2	*3	3	*3	3	*4	4	*0	0	*0	0	*1	1	*2	2		
NADAL R (2)	0	*1	1	*2	2	*3	4	*5	5	*6	1	*2	3	*4	4	*5	5	*6		

Note:
 For detailed scorecard information contact venue press centre.

Legend:
A Alternate **Def** Defaulted **Dsq** Disqualified **INV** Invitation **IP** ITF Place Server
Ret Retired **Susp** Suspended **Wo** Walkover **W** Winner *



MATCH STATISTICS

比赛技术统计 / STATISTIQUES DU MATCH

	FEDERER Roger (1)	SUI	4	6(2)			
W	BLAKE James (8)	USA	6	7			
Match elapsed time: 1h31min			36min	55min			

Court: Centre

Chair Umpire: GRAFF Lars (SWE)

	FEDERER R (1)				BLAKE J (8)			
	1Set	2Set	3Set	Total	1Set	2Set	3Set	Total
1st Serve %	65	46		55	53	57		55
Aces	3	0		3	0	2		2
Service Winners	10	3		13	5	6		11
Double Faults	1	1		2	2	0		2
1st Serve Points Won	19	15		34	13	14		27
1st Serve Points Played	28	21		49	16	20		36
1st Serve Winning %	68	71		69	81	70		75
1st Service Max Speed	kmh	195	195	195	191	200		200
	mph	121	121	121	119	124		124
2nd Serve Points Won	6	12		18	8	12		20
2nd Serve Points Played	15	25		40	14	15		29
2nd Serve Winning %	40	48		45	57	80		69
2nd Service Max Speed	kmh	182	185	185	151	152		152
	mph	113	115	115	94	94		94
Break Points Converted	0	1		1	1	1		2
Break Points Opportunities	0	1		1	3	3		6
Break Point Conversion %	0	100		100	33	33		33
Net Points Won	4	8		12	4	8		12
Net Point Played	4	11		15	5	10		15
Net Point Winning %	100	73		80	80	80		80
Total Points Won	34	36		70	39	45		84
Winners	4	10		14	3	10		13
Unforced Errors	30	26		56	15	23		38
Forehand Winners	3	6		9	3	9		12
Backhand Winners	1	4		5	0	1		1
Volley Winners	0	1		1	0	1		1

	1 Set									
FEDERER R (1)	0	*1	1	*2	2	*3	3	*4	4	*4
BLAKE J (8)	*1	1	*2	2	*3	3	*4	4	*5	6

	2 Set												
FEDERER R (1)	0	*0	0	*1	2	*3	3	*4	4	*5	5	*6	6(2)
BLAKE J (8)	*1	2	*3	3	*3	3	*4	4	*5	5	*6	6	7

Note:
 For detailed scorecard information contact venue press centre.

Legend:
A Alternate **Def** Defaulted **Dsq** Disqualified **INV** Invitation **IP** ITF Place
Ret Retired **Susp** Suspended **Wo** Walkover **W** Winner * Server



MATCH STATISTICS
 比赛技术统计 / STATISTIQUES DU MATCH

	MATHIEU Paul-Henri	FRA	4	4			
W	GONZALEZ Fernando (12)	CHI	6	6			
Match elapsed time: 1h43min			54min	49min			

Court: 2

Chair Umpire: HERFEL Roland (GER)

	MATHIEU PH				GONZALEZ F (12)			
	1Set	2Set	3Set	Total	1Set	2Set	3Set	Total
1st Serve %	44	47		45	45	57		51
Aces	4	1		5	1	2		3
Service Winners	6	0		6	6	0		6
Double Faults	5	4		9	2	0		2
1st Serve Points Won	15	8		23	11	13		24
1st Serve Points Played	22	15		37	13	17		30
1st Serve Winning %	68	53		62	85	76		80
1st Service Max Speed	kmh 198	192		198	190	190		190
	mph 123	119		123	118	118		118
2nd Serve Points Won	14	9		23	10	7		17
2nd Serve Points Played	28	17		45	16	13		29
2nd Serve Winning %	50	53		51	63	54		59
2nd Service Max Speed	kmh 186	160		186	170	149		170
	mph 116	99		116	106	93		106
Break Points Converted	0	1		1	1	2		3
Break Points Opportunities	1	1		2	5	3		8
Break Point Conversion %	0	100		50	20	67		38
Net Points Won	5	7		12	4	1		5
Net Point Played	6	8		14	5	1		6
Net Point Winning %	83	88		86	80	100		83
Total Points Won	37	27		64	42	35		77
Winners	9	8		17	6	5		11
Unforced Errors	24	24		48	16	18		34
Forehand Winners	6	7		13	2	5		7
Backhand Winners	3	1		4	4	0		4
Volley Winners	2	4		6	2	0		2

	1 Set									
	*0	0	*1	1	*2	2	*3	3	*4	4
MATHIEU PH										
GONZALEZ F (12)	1	*2	2	*3	3	*4	4	*5	5	*6

	2 Set									
	*1	1	*2	2	*3	3	*4	4	*5	5
MATHIEU PH										
GONZALEZ F (12)	0	*1	1	*2	2	*3	3	*4	4	*5

Note:
 For detailed scorecard information contact venue press centre.

Legend:
A Alternate **Def** Defaulted **Dsq** Disqualified **INV** Invitation **IP** ITF Place
Ret Retired **Susp** Suspended **Wo** Walkover **W** Winner ***** Server



MATCH STATISTICS
比赛技术统计 / STATISTIQUES DU MATCH

	MONFILS Gael	FRA	6	1	4		
W	DJOKOVIC Novak (3)	SRB	4	6	6		
Match elapsed time: 2h21min			34min	36min	71min		

Court: 1

Chair Umpire: MOLINA Enric (ESP)

	MONFILS G				DJOKOVIC N (3)			
	1Set	2Set	3Set	Total	1Set	2Set	3Set	Total
1st Serve %	58	54	55	55	68	77	65	69
Aces	1	1	2	4	2	1	1	4
Service Winners	3	2	5	10	4	5	2	11
Double Faults	0	0	2	2	0	0	0	0
1st Serve Points Won	12	7	11	30	14	15	19	48
1st Serve Points Played	15	13	18	46	19	20	30	69
1st Serve Winning %	80	54	61	65	74	75	63	70
1st Service Max Speed	kmh	207	206	199	207	199	195	195
	mph	129	128	124	129	124	121	121
2nd Serve Points Won	8	4	6	18	5	3	7	15
2nd Serve Points Played	11	11	15	37	9	6	16	31
2nd Serve Winning %	73	36	40	49	56	50	44	48
2nd Service Max Speed	kmh	154	177	162	177	184	164	146
	mph	96	110	101	110	114	102	91
Break Points Converted	1	0	1	2	0	2	2	4
Break Points Opportunities	1	1	5	7	0	3	3	6
Break Point Conversion %	100	0	20	29	0	67	67	67
Net Points Won	1	0	1	2	0	3	6	9
Net Point Played	1	0	2	3	2	3	13	18
Net Point Winning %	100	0	50	67	0	100	46	50
Total Points Won	29	19	37	85	25	31	42	98
Winners	5	0	5	10	2	10	11	23
Unforced Errors	17	15	26	58	20	16	25	61
Forehand Winners	4	0	5	9	2	7	9	18
Backhand Winners	1	0	0	1	0	3	2	5
Volley Winners	0	0	0	0	0	0	4	4

	1 Set										2 Set							3 Set									
	0	*1	2	*3	3	*4	4	*5	5	*6	0	*1	1	*1	1	*1	1	*1	1	*1	2	*2	2	*3	3	*4	4
MONFILS G																											
DJOKOVIC N (3)	*1	1	*1	1	*2	2	*3	3	*4	4	*1	1	*2	3	*4	5	*6	0	*1	2	*2	3	*4	4	*5	5	*6

Note:
For detailed scorecard information contact venue press centre.

Legend:
A Alternate **Def** Defaulted **Dsq** Disqualified **INV** Invitation **IP** ITF Place
Ret Retired **Susp** Suspended **Wo** Walkover **W** Winner ***** Server



MATCH STATISTICS
 比赛技术统计 / STATISTIQUES DU MATCH

	MELZER Jurgen	AUT	0	4			
W	NADAL Rafael (2)	ESP	6	6			
Match elapsed time: 1h03min			24min	39min			

Court: Centre

Chair Umpire: JOSEPH Emmanuel (FRA)

	MELZER J				NADAL R (2)			
	1Set	2Set	3Set	Total	1Set	2Set	3Set	Total
1st Serve %	53	70		63	60	70		66
Aces	1	5		6	0	0		0
Service Winners	1	1		2	0	3		3
Double Faults	0	1		1	0	0		0
1st Serve Points Won	5	13		18	7	11		18
1st Serve Points Played	10	21		31	9	16		25
1st Serve Winning %	50	62		58	78	69		72
1st Service Max Speed	kmh	192	193	193	186	171		186
	mph	119	120	120	116	106		116
2nd Serve Points Won	1	4		5	5	6		11
2nd Serve Points Played	9	9		18	6	7		13
2nd Serve Winning %	11	44		28	83	86		85
2nd Service Max Speed	kmh	193	196	196	141	140		141
	mph	120	122	122	88	87		88
Break Points Converted	0	1		1	3	2		5
Break Points Opportunities	0	1		1	4	3		7
Break Point Conversion %	0	100		100	75	67		71
Net Points Won	1	4		5	4	2		6
Net Point Played	5	7		12	4	6		10
Net Point Winning %	20	57		42	100	33		60
Total Points Won	9	23		32	25	30		55
Winners	0	6		6	7	5		12
Unforced Errors	18	21		39	7	11		18
Forehand Winners	0	3		3	5	4		9
Backhand Winners	0	3		3	2	1		3
Volley Winners	0	0		0	0	1		1

	1 Set						2 Set									
	*0	0	*0	0	*0	0	*0	1	*2	2	*3	3	*4	4	*4	4
MELZER J																
NADAL R (2)	1	*2	3	*4	5	*6	1	*1	1	*2	2	*3	3	*4	5	*6

Note:
 For detailed scorecard information contact venue press centre.

Legend:
A Alternate **Def** Defaulted **Dsq** Disqualified **INV** Invitation **IP** ITF Place
Ret Retired **Susp** Suspended **Wo** Walkover **W** Winner ***** Server



MATCH STATISTICS

比赛技术统计 / STATISTIQUES DU MATCH

	BLAKE James (8)	USA	6	5	9		
W	GONZALEZ Fernando (12)	CHI	4	7	11		
Match elapsed time: 2h52min			38min	53min	81min		

Court: Centre

Chair Umpire: BERNARDES Carlos (BRA)

	BLAKE J (8)				GONZALEZ F (12)			
	1Set	2Set	3Set	Total	1Set	2Set	3Set	Total
1st Serve %	62	54	62	59	69	71	75	72
Aces	1	3	7	11	2	6	3	11
Service Winners	3	3	4	10	5	2	5	12
Double Faults	0	2	1	3	1	1	2	4
1st Serve Points Won	16	15	30	61	14	22	39	75
1st Serve Points Played	18	21	40	79	25	29	46	100
1st Serve Winning %	89	71	75	77	56	76	85	75
1st Service Max Speed	kmh 199	195	200	200	188	204	199	204
	mph 124	121	124	124	117	127	124	127
2nd Serve Points Won	5	9	14	28	7	4	6	17
2nd Serve Points Played	11	18	25	54	11	12	15	38
2nd Serve Winning %	45	50	56	52	64	33	40	45
2nd Service Max Speed	kmh 194	190	196	196	159	193	182	193
	mph 121	118	122	122	99	120	113	120
Break Points Converted	1	1	0	2	0	2	1	3
Break Points Opportunities	1	2	6	9	0	5	2	7
Break Point Conversion %	100	50	0	22	0	40	50	43
Net Points Won	6	7	11	24	3	4	12	19
Net Point Played	11	14	19	44	4	7	15	26
Net Point Winning %	55	50	58	55	75	57	80	73
Total Points Won	36	39	60	135	29	41	66	136
Winners	8	6	15	29	6	9	25	40
Unforced Errors	16	22	32	70	23	26	32	81
Forehand Winners	7	4	8	19	4	7	17	28
Backhand Winners	1	2	7	10	2	2	8	12
Volley Winners	2	2	5	9	0	2	4	6

	1 Set									
BLAKE J (8)	*1	1	*2	2	*3	3	*4	4	*5	6
GONZALEZ F (12)	0	*1	1	*2	2	*3	3	*4	4	*4

	2 Set											
BLAKE J (8)	*0	1	*2	2	*3	3	*4	4	*5	5	*5	5
GONZALEZ F (12)	1	*1	1	*2	2	*3	3	*4	4	*5	6	*7

	3 Set														
BLAKE J (8)	*1	1	*2	2	*3	3	*4	4	*5	5	*6	6	*7	7	*8
GONZALEZ F (12)	0	*1	1	*2	2	*3	3	*4	4	*5	5	*6	6	*7	7

	3 Set				
BLAKE J (8)	8	*9	9	*9	9
GONZALEZ F (12)	*8	8	*9	10	*11

Note:
For detailed scorecard information contact venue press centre.

Legend:
A Alternate **Def** Defaulted **Dsq** Disqualified **INV** Invitation **IP** ITF Place
Ret Retired **Susp** Suspended **Wo** Walkover **W** Winner ***** Server



MATCH STATISTICS

比赛技术统计 / STATISTIQUES DU MATCH

	DJOKOVIC Novak (3)	SRB	4	6	4		
W	NADAL Rafael (2)	ESP	6	1	6		
Match elapsed time: 2h10min			40min	35min	55min		

Court: Centre

Chair Umpire: RAMOS Carlos (POR)

	DJOKOVIC N (3)				NADAL R (2)			
	1Set	2Set	3Set	Total	1Set	2Set	3Set	Total
1st Serve %	67	70	56	64	80	59	71	71
Aces	5	3	1	9	1	0	2	3
Service Winners	2	2	4	8	1	2	2	5
Double Faults	3	1	1	5	0	0	1	1
1st Serve Points Won	13	12	14	39	13	6	14	33
1st Serve Points Played	20	16	18	54	20	13	20	53
1st Serve Winning %	65	75	78	72	65	46	70	62
1st Service Max Speed	kmh 198	250	203	250	180	183	194	194
	mph 123	155	126	155	112	114	121	121
2nd Serve Points Won	4	4	7	15	4	4	6	14
2nd Serve Points Played	10	7	14	31	5	9	8	22
2nd Serve Winning %	40	57	50	48	80	44	75	64
2nd Service Max Speed	kmh 160	147	248	248	152	184	134	184
	mph 99	91	154	154	94	114	83	114
Break Points Converted	1	2	0	3	2	0	1	3
Break Points Opportunities	1	3	0	4	5	0	2	7
Break Point Conversion %	100	67	0	75	40	0	50	43
Net Points Won	2	6	6	14	1	2	3	6
Net Point Played	5	9	8	22	4	3	4	11
Net Point Winning %	40	67	75	64	25	67	75	55
Total Points Won	25	28	29	82	30	17	31	78
Winners	4	8	6	18	5	3	5	13
Unforced Errors	20	11	21	52	14	15	17	46
Forehand Winners	3	4	2	9	4	2	4	10
Backhand Winners	1	4	4	9	1	1	1	3
Volley Winners	2	3	3	8	0	0	3	3

	1 Set									2 Set						3 Set											
	*1	1	*2	2	*2	2	*2	3	*4	4	*1	2	*3	3	*4	5	*6	6	0	*1	1	*2	2	*3	3	*4	4
DJOKOVIC N (3)																											
NADAL R (2)	0	*1	1	*2	3	*4	5	*5	5	*6	0	*0	0	*1	1	*1	1	*1	1	*2	2	*3	3	*4	4	*5	6

Note:
 For detailed scorecard information contact venue press centre.

Legend:
A Alternate **Def** Defaulted **Dsq** Disqualified **INV** Invitation **IP** ITF Place Server
Ret Retired **Susp** Suspended **Wo** Walkover **W** Winner *



MATCH STATISTICS
 比赛技术统计 / STATISTIQUES DU MATCH

	BLAKE James (8)	USA	3	6(4)			
W	DJOKOVIC Novak (3)	SRB	6	7			
Match elapsed time: 1h16min			26min	50min			

Court: Centre

Chair Umpire: MOLINA Enric (ESP)

	BLAKE J (8)				DJOKOVIC N (3)			
	1Set	2Set	3Set	Total	1Set	2Set	3Set	Total
1st Serve %	57	49		52	84	71		76
Aces	0	2		2	3	3		6
Service Winners	1	6		7	5	10		15
Double Faults	1	2		3	0	1		1
1st Serve Points Won	7	17		24	17	24		41
1st Serve Points Played	13	18		31	21	27		48
1st Serve Winning %	54	94		77	81	89		85
1st Service Max Speed	kmh 192	206		206	192	196		196
	mph 119	128		128	119	122		122
2nd Serve Points Won	6	12		18	3	7		10
2nd Serve Points Played	10	19		29	4	11		15
2nd Serve Winning %	60	63		62	75	64		67
2nd Service Max Speed	kmh 164	156		164	174	164		174
	mph 102	97		102	108	102		108
Break Points Converted	0	0		0	1	0		1
Break Points Opportunities	0	1		1	4	1		5
Break Point Conversion %	0	0		0	25	0		20
Net Points Won	1	3		4	1	2		3
Net Point Played	1	3		4	3	3		6
Net Point Winning %	100	100		100	33	67		50
Total Points Won	18	36		54	30	39		69
Winners	2	6		8	4	6		10
Unforced Errors	17	18		35	15	21		36
Forehand Winners	2	5		7	3	5		8
Backhand Winners	0	1		1	1	1		2
Volley Winners	0	1		1	0	1		1

	1 Set								
BLAKE J (8)	0	*1	1	*1	1	*2	2	*3	3
DJOKOVIC N (3)	*1	1	*2	3	*4	4	*5	5	*6

	2 Set												
BLAKE J (8)	*1	1	*2	2	*3	3	*4	4	*5	5	*6	6	6(4)
DJOKOVIC N (3)	0	*1	1	*2	2	*3	3	*4	4	*5	5	*6	7

Note:
 For detailed scorecard information contact venue press centre.

Legend:
A Alternate **Def** Defaulted **Dsq** Disqualified **INV** Invitation **IP** ITF Place Server
Ret Retired **Susp** Suspended **Wo** Walkover **W** Winner *



MATCH STATISTICS
 比赛技术统计 / STATISTIQUES DU MATCH

	GONZALEZ Fernando (12)	CHI	3	6(2)	3		
W	NADAL Rafael (2)	ESP	6	7	6		
Match elapsed time: 2h22min			37min	62min	43min		

Court: Centre

Chair Umpire: GARNER Jake (USA)

	GONZALEZ F (12)						NADAL R (2)					
	1Set	2Set	3Set	4Set	5Set	Total	1Set	2Set	3Set	4Set	5Set	Total
1st Serve %	73	57	65			64	63	75	78			72
Aces	5	4	0			9	1	3	0			4
Service Winners	4	2	1			7	2	4	3			9
Double Faults	1	0	0			1	0	1	2			3
1st Serve Points Won	16	19	13			48	13	23	18			54
1st Serve Points Played	24	23	22			69	15	27	21			63
1st Serve Winning %	67	83	59			70	87	85	86			86
1st Service Max Speed	kmh	203	193	195		203	191	183	176			191
	mph	126	120	121		126	119	114	109			119
2nd Serve Points Won		3	8	5		16	7	5	3			15
2nd Serve Points Played		9	17	12		38	9	9	6			24
2nd Serve Winning %		33	47	42		42	78	56	50			63
2nd Service Max Speed	kmh	191	168	191		191	147	151	136			151
	mph	119	104	119		119	91	94	84			94
Break Points Converted		0	0	0		0	1	0	1			2
Break Points Opportunities		0	2	2		4	2	0	8			10
Break Point Conversion %		0	0	0		0	50	0	13			20
Net Points Won		2	7	5		14	6	9	4			19
Net Point Played		5	8	7		20	7	10	4			21
Net Point Winning %		40	88	71		70	86	90	100			90
Total Points Won		23	35	24		82	34	41	37			112
Winners		4	9	9		22	9	8	17			34
Unforced Errors		21	26	17		64	10	19	12			41
Forehand Winners		3	7	8		18	7	7	11			25
Backhand Winners		1	2	1		4	2	1	6			9
Volley Winners		0	2	0		2	1	2	0			3

	1 Set									
GONZALEZ F (12)	0	*0	0	*1	1	*2	2	*3	3	3
NADAL R (2)	*1	2	*3	3	*4	4	*5	5	*6	

	2 Set												
GONZALEZ F (12)	*1	1	*2	2	*3	3	*4	4	*5	5	*6	6	6(2)
NADAL R (2)	0	*1	1	*2	2	*3	3	*4	4	*5	5	*6	7

	3 Set									
GONZALEZ F (12)	0	*1	1	*1	1	*2	2	*3	3	3
NADAL R (2)	*1	1	*2	3	*4	4	*5	5	*6	

Note:
 For detailed scorecard information contact venue press centre.

Legend:
A Alternate **Def** Defaulted **Dsq** Disqualified **INV** Invitation **IP** ITF Place
Ret Retired **Susp** Suspended **Wo** Walkover **W** Winner ***** Server



ENTRY LIST BY EVENT As of 10 AUG 2008

按项目的报名名单 / LISTE DES INSCRITS PAR ÉPREUVE

Ranking 4 AUG 2008	Name	NOC Code	Qualified Type	Seed
2	BRYAN Bob	USA		1
2	BRYAN Mike			
3	DJOKOVIC Novak	SRB		2
4	ZIMONJIC Nenad			
5	ERLICH Jonathan	ISR		3
5	RAM Andy			
1	FEDERER Roger	SUI		4
10	WAWRINKA Stanislas			
14	ALMAGRO Nicolas	ESP		5
5	FERRER David			
2	NADAL Rafael	ESP		6
22	ROBREDO Tommy			
9	BHUPATHI Mahesh	IND		7
15	PAES Leander			
23	ANDREEV Igor	RUS		8
4	DAVYDENKO Nikolay			
54	CALLERI Agustin	ARG	IP	
37	MONACO Juan			
64	CANAS Guillermo	ARG		
7	NALBANDIAN David			
90	GUCCIONE Chris	AUS	IP	
28	HEWITT Lleyton			
16	HANLEY Paul	AUS		
26	KERR Jordan			
12	KNOWLE Julian	AUT		
37	MELZER Jurgen			
7	KNOWLES Mark	BAH		
1025	MULLINGS Devin			
62	DARCIS Steve	BEL	IP	
72	ROCHUS Olivier			
34	MELO Marcelo	BRA		
28	SA Andre			
1	NESTOR Daniel	CAN		
277	NIEMEYER Frederic			
15	GONZALEZ Fernando	CHI	IP	
125	MASSU Nicolas			
155	YU Xinyuan	CHN	IP	
154	ZENG Shaoxuan			
21	BERDYCH Tomas	CZE		
20	STEPANEK Radek			



ENTRY LIST BY EVENT As of 10 AUG 2008

按项目的报名名单 / LISTE DES INSCRITS PAR ÉPREUVE

Ranking 4 AUG 2008	Name	NOC Code	Qualified Type	Seed
23 10	DAMM Martin VIZNER Pavel	CZE		
20 21	CLEMENT Arnaud LLODRA Michael	FRA		
42 13	MONFILS Gael SIMON Gilles	FRA		
6 29	MURRAY Andy MURRAY Jamie	GBR		
19 34	KIEFER Nicolas SCHUETTLER Rainer	GER	IP	
47 33	BOLELLI Simone SEPPI Andreas	ITA		
18 18	FYRSTENBERG Mariusz MATKOWSKI Marcin	POL		
109 17	ANDERSON Kevin COETZEE Jeff	RSA		
35 17	TURSUNOV Dmitry YOUZHNY Mikhail	RUS	A	
11 63	ASPELIN Simon JOHANSSON Thomas	SWE		
13 41	BJORKMAN Jonas SODERLING Robin	SWE		
8 48	BLAKE James QUERREY Sam	USA		

Note:
All changes are available in INFO

Legend:
A Alternate INV Invitation IP ITF Place * Without ranking



DRAW As of 16 AUG 2008

抽签 / TIRAGE AU SORT

Rank	1st Round	Seed	2nd Round	Quarterfinal	Semifinal	Final
2	BRYAN Bob	(1)	USA	BRYAN B		
2	BRYAN Mike			BRYAN M (1)		
7	KNOWLES Mark		BAH	6-2 6-1		
1025	MULLINGS Devin			BRYAN B		
19	KIEFER Nicolas	(IP)	GER	KNOWLE J	BRYAN M (1)	
34	SCHUETTLER Rainer			MELZER J	7-6(2) 6-4	
12	KNOWLE Julian		AUT	6-7(3) 6-3 6-1		
37	MELZER Jurgen				BRYAN B	
90	GUCCIONE Chris	(IP)	AUS	GUCCIONE C	BRYAN M (1)	
28	HEWITT Lleyton			HEWITT L(IP)	6-4 6-3	
54	CALLERI Agustin	(IP)	ARG	4-6 7-6(4) 18-16		
37	MONACO Juan			GUCCIONE C		
13	BJORKMAN Jonas		SWE	6-2 7-6(5)		
41	SODERLING Robin			NADAL R		
2	NADAL Rafael	(6)	ESP	ROBREDO T (6)		
22	ROBREDO Tommy			6-3 6-3		
1	FEDERER Roger					FEDERER R
10	WAWRINKA Stanislas	(4)	SUI	FEDERER R		WAWRINKA S (4)
47	BOLELLI Simone		ITA	7-5 6-1		7-6(6) 6-4
33	SEPPI Andreas			FEDERER R		
35	TURSUNOV Dmitry	(A)	RUS	TURSUNOV D	WAWRINKA S (4)	
17	YOUZHNY Mikhail			YOUZHNY M(A)	6-4 6-3	
15	GONZALEZ Fernando	(IP)	CHI	7-6(5) 6-4		
125	MASSU Nicolas			FEDERER R		WAWRINKA S (4)
21	BERDYCH Tomas		CZE	MELO M	6-2 6-4	
20	STEPANEK Radek			SA A		
34	MELO Marcelo		BRA	5-7 6-2 8-6		
28	SA Andre			BHUPATHI M		
42	MONFILS Gael		FRA	PAES L (7)		
13	SIMON Gilles			6-4 6-2		
9	BHUPATHI Mahesh	(7)	IND	6-3 6-3		
15	PAES Leander					
23	ANDREEV Igor	(8)	RUS	ANDREEV I		
4	DAVYDENKO Nikolay			DAVYDENKO N (8)		
8	BLAKE James		USA	6-3 6-4		
48	QUERREY Sam			ANDREEV I		
64	CANAS Guillermo		ARG	DARCIS S	DAVYDENKO N (8)	
7	NALBANDIAN David			ROCHUS O(IP)	7-6(6) 6-2	
62	DARCIS Steve	(IP)	BEL	6-7(6) 7-6(5) 6-3		
72	ROCHUS Olivier				CLEMENT A	
6	MURRAY Andy		GBR	MURRAY A	LLODRA M	
29	MURRAY Jamie			MURRAY J	6-2 6-7(4) 6-4	
1	NESTOR Daniel		CAN	4-6 6-3 6-4		
277	NIEMEYER Frederic			CLEMENT A		
20	CLEMENT Arnaud		FRA	LLODRA M	6-1 6-3	
21	LLODRA Michael					
5	ERLICH Jonathan	(3)	ISR	6-4 6-4		
5	RAM Andy					
14	ALMAGRO Nicolas	(5)	ESP	ALMAGRO N		
5	FERRER David			FERRER D (5)		
109	ANDERSON Kevin		RSA	3-6 6-3 6-4		
17	COETZEE Jeff			ASPELIN S		
11	ASPELIN Simon		SWE	JOHANSSON T	7-6(6) 6-4	
63	JOHANSSON Thomas					
16	HANLEY Paul		AUS	7-6(7) 6-3		
26	KERR Jordan			ASPELIN S		
18	FYRSTENBERG Mariusz		POL	JOHANSSON T	7-6(5) 6-4	
18	MATKOWSKI Marcin			FYRSTENBERG M		
155	YU Xinyuan	(IP)	CHN	MATKOWSKI M		
154	ZENG Shaoxuan			6-3 6-4	FYRSTENBERG M	
23	DAMM Martin		CZE	MATKOWSKI M	1-6 7-6(3) 7-5	
10	VIZNER Pavel			DAMM M		
3	DJOKOVIC Novak	(2)	SRB	VIZNER P		
4	ZIMONJIC Nenad			3-6 6-0 6-2		
					BRYAN B	
					BRYAN M (1)	
					CLEMENT A	
					LLODRA M	
						BRYAN B
						BRYAN M (1)
						3-6 6-3 6-4

Note:
 Ranking as of 4 AUG 2008

Legend:
 A Alternate Def Defaulted Dsq Disqualified INV Invitation IP ITF Place Ret Retired Wo Walkover



MATCH STATISTICS
 比赛技术统计 / STATISTIQUES DES MATCHS

W	BRYAN Bob BRYAN Mike	(1) USA	6	6			
	KNOWLES Mark MULLINGS Devin	BAH	2	1			
Match elapsed time: 52min			26min	26min			

Court: 2

Chair Umpire: STEINER Damian (ARG)

	BRYAN/BRYAN (1)				KNOWLES/MULLINGS			
	1Set	2Set	3Set	Total	1Set	2Set	3Set	Total
1st Serve %	62	60		61	83	54		69
Aces	0	7		7	0	2		2
Service Winners	4	2		6	4	1		5
Double Faults	1	1		2	0	3		3
1st Serve Points Won	11	12		23	13	9		22
1st Serve Points Played	13	15		28	24	14		38
1st Serve Winning %	85	80		82	54	64		58
2nd Serve Points Won	5	6		11	2	3		5
2nd Serve Points Played	8	10		18	5	12		17
2nd Serve Winning %	63	60		61	40	25		29
Break Points Converted	2	2		4	0	0		0
Break Points Opportunities	5	7		12	0	0		0
Break Point Conversion %	40	29		33	0	0		0
Total Points Won	30	32		62	20	19		39

	1 Set						2 Set								
	*1	1	*2	3	*4	4	*5	6	*1	2	*3	4	*5	5	*6
BRYAN/BRYAN (1)															
KNOWLES/MULLINGS	0	*1	1	*1	1	*2	2	*2	0	*0	0	*0	0	*1	1

Note:
 For detailed scorecard information contact venue press centre.

Legend:
A Alternate **Def** Defaulted **Dsq** Disqualified **INV** Invitation **IP** ITF Place
Ret Retired **Susp** Suspended **Wo** Walkover **W** Winner ***** Server



MATCH STATISTICS
 比赛技术统计 / STATISTIQUES DES MATCHS

	KIEFER Nicolas SCHUETTLER Rainer	(IP) GER	7	3	1		
W	KNOWLE Julian MELZER Jurgen	AUT	6(3)	6	6		
Match elapsed time: 2h02min			50min	43min	29min		

Court: 5

Chair Umpire: MARIA Pascal (FRA)

	KIEFER/SCHUETTLER(IP)				KNOWLE/MELZER			
	1Set	2Set	3Set	Total	1Set	2Set	3Set	Total
1st Serve %	57	47	68	57	71	69	80	72
Aces	1	0	1	2	0	1	1	2
Service Winners	10	10	4	24	7	7	6	20
Double Faults	1	0	1	2	1	1	2	4
1st Serve Points Won	14	8	8	30	19	18	11	48
1st Serve Points Played	21	14	17	52	30	24	12	66
1st Serve Winning %	67	57	47	58	63	75	92	73
2nd Serve Points Won	7	9	2	18	3	6	1	10
2nd Serve Points Played	16	16	8	40	12	11	3	26
2nd Serve Winning %	44	56	25	45	25	55	33	38
Break Points Converted	2	0	0	2	2	1	3	6
Break Points Opportunities	5	4	0	9	3	4	4	11
Break Point Conversion %	40	0	0	22	67	25	75	55
Total Points Won	41	28	13	82	38	37	27	102

	1 Set						
	*1	1	*2	2	*3	3	*4
KIEFER/SCHUETTLER(IP)	1		2		3		3
KNOWLE/MELZER	0	*1	1	*2	3	*3	4

	2 Set				
	0	*1	1	*2	2
KIEFER/SCHUETTLER(IP)	0		1		2
KNOWLE/MELZER	*1	1	*2	3	*3

	3 Set				
	*0	0	*1	1	*2
KIEFER/SCHUETTLER(IP)	0		0		1
KNOWLE/MELZER	1	*2	3	*4	4

Note:
 For detailed scorecard information contact venue press centre.

Legend:
A Alternate **Def** Defaulted **Dsq** Disqualified **INV** Invitation **IP** ITF Place
Ret Retired **Susp** Suspended **Wo** Walkover **W** Winner ***** Server



MATCH STATISTICS
 比赛技术统计 / STATISTIQUES DES MATCHS

W	GUCCIONE Chris HEWITT Lleyton	(IP) AUS	4	7	18		
	CALLERI Agustin MONACO Juan	(IP) ARG	6	6(4)	16		
Match elapsed time: 3h17min			28min	46min	123min		

Court: 4

Chair Umpire: STELLABOTTE Nicholas (ITA)

	GUCCIONE/HEWITT(IP)				CALLERI/MONACO(IP)			
	1Set	2Set	3Set	Total	1Set	2Set	3Set	Total
1st Serve %	70	61	59	61	72	68	65	67
Aces	1	3	6	10	0	3	4	7
Service Winners	5	2	16	23	5	4	9	18
Double Faults	0	0	3	3	1	1	2	4
1st Serve Points Won	10	19	44	73	14	18	48	80
1st Serve Points Played	16	25	57	98	21	23	62	106
1st Serve Winning %	63	76	77	74	67	78	77	75
2nd Serve Points Won	3	7	21	31	6	5	19	30
2nd Serve Points Played	7	16	39	62	8	11	34	53
2nd Serve Winning %	43	44	54	50	75	45	56	57
Break Points Converted	1	1	3	5	2	1	2	5
Break Points Opportunities	2	1	5	8	2	2	6	10
Break Point Conversion %	50	100	60	63	100	50	33	50
Total Points Won	22	37	94	153	30	38	98	166

	1 Set									
	GUCCIONE/HEWITT(IP)	*1	2	*3	3	*3	3	*3	3	*4
CALLERI/MONACO(IP)	0	*0	0	*1	2	*3	4	*5	5	*6

	2 Set												
	GUCCIONE/HEWITT(IP)	*1	2	*3	3	*3	3	*4	4	*5	5	*6	6
CALLERI/MONACO(IP)	0	*0	0	*1	2	*3	3	*4	4	*5	5	*6	6(4)

	3 Set												
	GUCCIONE/HEWITT(IP)	0	*1	1	*2	3	*4	4	*4	4	*5	5	*6
CALLERI/MONACO(IP)	*1	1	*2	2	*2	2	*3	4	*5	5	*6	6	6

	3 Set																						
	GUCCIONE/HEWITT(IP)	6	*7	7	*8	8	*9	9	*10	10	*11	12	*12	12	*13	13	*14	14	*15	15	*16	17	*18
CALLERI/MONACO(IP)	*7	7	*8	8	*9	9	*10	10	*11	11	*11	12	*13	13	*14	14	*15	15	*16	16	*16	16	16

Note:
 For detailed scorecard information contact venue press centre.

Legend:
A Alternate **Def** Defaulted **Dsq** Disqualified **INV** Invitation **IP** ITF Place
Ret Retired **Susp** Suspended **Wo** Walkover **W** Winner ***** Server



MATCH STATISTICS
 比赛技术统计 / STATISTIQUES DES MATCHS

	BJORKMAN Jonas SODERLING Robin	SWE	3	3			
W	NADAL Rafael ROBREDO Tommy	(6) ESP	6	6			
Match elapsed time: 1h13min			29min	44min			

Court: 2

Chair Umpire: NOUNI Kader (FRA)

	BJORKMAN/SODERLING				NADAL/ROBREDO (6)			
	1Set	2Set	3Set	Total	1Set	2Set	3Set	Total
1st Serve %	67	78		72	78	80		79
Aces	1	2		3	1	5		6
Service Winners	1	1		2	0	0		0
Double Faults	2	0		2	1	1		2
1st Serve Points Won	14	13		27	14	22		36
1st Serve Points Played	22	21		43	14	32		46
1st Serve Winning %	64	62		63	100	69		78
2nd Serve Points Won	5	3		8	2	4		6
2nd Serve Points Played	11	6		17	4	8		12
2nd Serve Winning %	45	50		47	50	50		50
Break Points Converted	0	0		0	2	1		3
Break Points Opportunities	0	4		4	4	4		8
Break Point Conversion %	0	0		0	50	25		38
Total Points Won	21	30		51	30	37		67

	1 Set									
BJORKMAN/SODERLING	*1	1	*1	1	*2	2	*3	3	*3	
NADAL/ROBREDO (6)	0	*1	2	*3	3	*4	4	*5	6	

	2 Set									
BJORKMAN/SODERLING	0	*1	1	*2	2	*3	3	*3	3	
NADAL/ROBREDO (6)	*1	1	*2	2	*3	3	*4	5	*6	

Note:
 For detailed scorecard information contact venue press centre.

Legend:
A Alternate **Def** Defaulted **Dsq** Disqualified **INV** Invitation **IP** ITF Place
Ret Retired **Susp** Suspended **Wo** Walkover **W** Winner ***** Server



MATCH STATISTICS
 比赛技术统计 / STATISTIQUES DES MATCHS

W	FEDERER Roger WAWRINKA Stanislas	(4) SUI	7	6			
	BOLELLI Simone SEPPI Andreas	ITA	5	1			
Match elapsed time: 1h11min			48min	23min			

Court: 1

Chair Umpire: JOSEPH Emmanuel (FRA)

	FEDERER/WAWRINKA (4)				BOLELLI/SEPPI			
	1Set	2Set	3Set	Total	1Set	2Set	3Set	Total
1st Serve %	70	52		64	63	75		66
Aces	3	3		6	0	0		0
Service Winners	3	1		4	0	0		0
Double Faults	3	1		4	2	1		3
1st Serve Points Won	21	9		30	19	5		24
1st Serve Points Played	28	11		39	25	12		37
1st Serve Winning %	75	82		77	76	42		65
2nd Serve Points Won	6	7		13	5	1		6
2nd Serve Points Played	12	10		22	15	4		19
2nd Serve Winning %	50	70		59	33	25		32
Break Points Converted	1	2		3	0	0		0
Break Points Opportunities	3	4		7	1	0		1
Break Point Conversion %	33	50		43	0	0		0
Total Points Won	43	26		69	37	11		48

	1 Set						
	*1	1	*2	2	*3	3	*4
FEDERER/WAWRINKA (4)	1	1	2	2	3	3	4
BOLELLI/SEPPI	0	*1	1	*2	2	*3	3

	2 Set					
	*1	2	*3	3	*4	5
FEDERER/WAWRINKA (4)	2	3	3	4	5	6
BOLELLI/SEPPI	0	*0	0	*1	1	*1

Note:
 For detailed scorecard information contact venue press centre.

Legend:
A Alternate **Def** Defaulted **Dsq** Disqualified **INV** Invitation **IP** ITF Place
Ret Retired **Susp** Suspended **Wo** Walkover **W** Winner ***** Server



MATCH STATISTICS
 比赛技术统计 / STATISTIQUES DES MATCHS

W	TURSUNOV Dmitry YOUZHNY Mikhail	(A) RUS	7	6			
	GONZALEZ Fernando MASSU Nicolas	(IP) CHI	6(5)	4			
Match elapsed time: 1h48min			62min	46min			

Court: 3

Chair Umpire: KORNILOV Andrey (UZB)

	TURSUNOV/YOUZHNY(A)				GONZALEZ/MASSU(IP)			
	1Set	2Set	3Set	Total	1Set	2Set	3Set	Total
1st Serve %	69	65		68	66	68		67
Aces	1	2		3	3	2		5
Service Winners	15	7		22	11	5		16
Double Faults	4	1		5	0	2		2
1st Serve Points Won	29	15		44	20	17		37
1st Serve Points Played	41	20		61	27	23		50
1st Serve Winning %	71	75		72	74	74		74
2nd Serve Points Won	8	7		15	9	4		13
2nd Serve Points Played	18	11		29	14	11		25
2nd Serve Winning %	44	64		52	64	36		52
Break Points Converted	0	1		1	0	0		0
Break Points Opportunities	0	4		4	6	2		8
Break Point Conversion %	0	25		25	0	0		0
Total Points Won	49	35		84	51	30		81

	1 Set													
	*1	1	*2	2	*3	3	*4	4	*5	5	*6	6	7	
TURSUNOV/YOUZHNY(A)														
GONZALEZ/MASSU(IP)	0	*1	1	*2	2	*3	3	*4	4	*5	5	*6	6(5)	

	2 Set													
	0	*1	2	*3	3	*4	4	*5	5	*6	6	*7	7	
TURSUNOV/YOUZHNY(A)														
GONZALEZ/MASSU(IP)	*1	1	*1	1	*2	2	*3	3	*4	4	*5	5	*6	6

Note:
 For detailed scorecard information contact venue press centre.

Legend:
A Alternate **Def** Defaulted **Dsq** Disqualified **INV** Invitation **IP** ITF Place
Ret Retired **Susp** Suspended **Wo** Walkover **W** Winner * Server



MATCH STATISTICS
比赛技术统计 / STATISTIQUES DES MATCHS

	BERDYCH Tomas STEPANEK Radek	CZE	7	2	6		
W	MELO Marcelo SA Andre	BRA	5	6	8		
Match elapsed time: 2h23min			54min	30min	59min		

Court: 9

Chair Umpire: STELLABOTTE Nicholas (ITA)

	BERDYCH/STEPANEK				MELO/SA			
	1Set	2Set	3Set	Total	1Set	2Set	3Set	Total
1st Serve %	73	59	68	68	71	57	70	68
Aces	1	0	0	1	2	0	0	2
Service Winners	1	1	4	6	0	2	5	7
Double Faults	2	0	2	4	3	1	1	5
1st Serve Points Won	23	8	23	54	25	10	26	61
1st Serve Points Played	30	13	32	75	36	13	31	80
1st Serve Winning %	77	62	72	72	69	77	84	76
2nd Serve Points Won	5	3	5	13	5	6	4	15
2nd Serve Points Played	11	9	15	35	15	10	13	38
2nd Serve Winning %	45	33	33	37	33	60	31	39
Break Points Converted	1	0	1	2	0	2	2	4
Break Points Opportunities	7	0	1	8	1	4	4	9
Break Point Conversion %	14	0	100	25	0	50	50	44
Total Points Won	49	18	42	109	43	27	49	119

	1 Set													
	0	*1	1	*2	2	*3	3	*4	4	*5	5	*6	6	*7
BERDYCH/STEPANEK														
MELO/SA	*1	1	*2	2	*3	3	*4	4	*5	5	*5	5		

	2 Set													
	0	*1	1	*1	1	*2	2	*2	2	*2	2	*2	2	*2
BERDYCH/STEPANEK														
MELO/SA	*1	1	*2	3	*4	4	*5	6						

	3 Set																
	0	*1	2	*3	3	*4	4	*4	4	*5	5	*6	6	*6	6	*6	6
BERDYCH/STEPANEK																	
MELO/SA	*1	1	*1	1	*2	2	*3	4	*5	5	*6	6	*7	8			

Note:
For detailed scorecard information contact venue press centre.

Legend:
A Alternate **Def** Defaulted **Dsq** Disqualified **INV** Invitation **IP** ITF Place
Ret Retired **Susp** Suspended **Wo** Walkover **W** Winner * Server



MATCH STATISTICS
比赛技术统计 / STATISTIQUES DES MATCHS

	MONFILS Gael SIMON Gilles	FRA	3	3			
W	BHUPATHI Mahesh PAES Leander	(7) IND	6	6			
Match elapsed time: 57min			25min	32min			

Court: 7

Chair Umpire: MOLINA Enric (ESP)

	MONFILS/SIMON				BHUPATHI/PAES (7)			
	1Set	2Set	3Set	Total	1Set	2Set	3Set	Total
1st Serve %	55	56		55	64	71		67
Aces	1	1		2	1	3		4
Service Winners	2	2		4	3	0		3
Double Faults	0	1		1	0	0		0
1st Serve Points Won	8	9		17	14	12		26
1st Serve Points Played	11	15		26	14	15		29
1st Serve Winning %	73	60		65	100	80		90
2nd Serve Points Won	5	7		12	6	4		10
2nd Serve Points Played	9	12		21	8	6		14
2nd Serve Winning %	56	58		57	75	67		71
Break Points Converted	0	0		0	1	2		3
Break Points Opportunities	0	0		0	1	3		4
Break Point Conversion %	0	0		0	100	67		75
Total Points Won	15	21		36	27	27		54

	1 Set									2 Set								
	0	*1	1	*1	1	*2	2	*3	3	*1	1	*2	2	*3	3	*3	3	*3
MONFILS/SIMON									3									
BHUPATHI/PAES (7)	*1	1	*2	3	*4	4	*5	5	*6	0	*1	1	*2	2	*3	4	*5	6

Note:
For detailed scorecard information contact venue press centre.

Legend:
A Alternate **Def** Defaulted **Dsq** Disqualified **INV** Invitation **IP** ITF Place
Ret Retired **Susp** Suspended **Wo** Walkover **W** Winner * Server



MATCH STATISTICS
比赛技术统计 / STATISTIQUES DES MATCHS

W	ANDREEV Igor DAVYDENKO Nikolay	(8) RUS	6	6			
	BLAKE James QUERREY Sam	USA	3	4			
Match elapsed time: 1h08min			32min	36min			

Court: 9

Chair Umpire: HERFEL Roland (GER)

	ANDREEV/DAVYDENKO (8)				BLAKE/QUERREY			
	1Set	2Set	3Set	Total	1Set	2Set	3Set	Total
1st Serve %	59	64		61	52	64		59
Aces	0	0		0	2	1		3
Service Winners	4	1		5	4	1		5
Double Faults	1	1		2	0	1		1
1st Serve Points Won	15	15		30	8	13		21
1st Serve Points Played	20	18		38	12	21		33
1st Serve Winning %	75	83		79	67	62		64
2nd Serve Points Won	8	6		14	6	7		13
2nd Serve Points Played	14	10		24	11	12		23
2nd Serve Winning %	57	60		58	55	58		57
Break Points Converted	1	1		2	0	0		0
Break Points Opportunities	3	2		5	2	1		3
Break Point Conversion %	33	50		40	0	0		0
Total Points Won	32	34		66	25	27		52

	1 Set						2 Set														
	*1	1	*2	3	*4	4	*5	5	*6	6	0	*1	2	*3	3	*4	4	*5	5	*6	6
ANDREEV/DAVYDENKO (8)																					
BLAKE/QUERREY	0	*1	1	*1	1	*2	2	*3	3	*3	3	*1	1	*1	1	*2	2	*3	3	*4	4

Note:
For detailed scorecard information contact venue press centre.

Legend:
A Alternate **Def** Defaulted **Dsq** Disqualified **INV** Invitation **IP** ITF Place
Ret Retired **Susp** Suspended **Wo** Walkover **W** Winner * Server



MATCH STATISTICS
比赛技术统计 / STATISTIQUES DES MATCHS

	CANAS Guillermo NALBANDIAN David	ARG	7	6(5)	3		
W	DARCIS Steve ROCHUS Olivier	(IP) BEL	6(6)	7	6		
Match elapsed time: 2h46min			53min	66min	47min		

Court: 8

Chair Umpire: BERNARDES Carlos (BRA)

	CANAS/NALBANDIAN				DARCIS/ROCHUS(IP)			
	1Set	2Set	3Set	Total	1Set	2Set	3Set	Total
1st Serve %	65	57	60	61	73	58	88	71
Aces	1	0	0	1	1	0	2	3
Service Winners	1	3	1	5	1	0	4	5
Double Faults	1	4	2	7	1	4	0	5
1st Serve Points Won	18	17	10	45	21	15	19	55
1st Serve Points Played	24	27	18	69	32	26	29	87
1st Serve Winning %	75	63	56	65	66	58	66	63
2nd Serve Points Won	10	7	5	22	8	9	2	19
2nd Serve Points Played	13	20	12	45	12	19	4	35
2nd Serve Winning %	77	35	42	49	67	47	50	54
Break Points Converted	1	3	1	5	1	3	2	6
Break Points Opportunities	2	6	2	10	1	6	4	11
Break Point Conversion %	50	50	50	50	100	50	50	55
Total Points Won	43	45	27	115	38	47	36	121

	1 Set													
	0	*1	1	*2	2	*3	3	*4	4	*5	5	*6	6	7
CANAS/NALBANDIAN	0	*1	1	*2	2	*3	3	*4	4	*5	5	*6	6	7
DARCIS/ROCHUS(IP)	*1	1	*2	2	*3	3	*3	3	*4	5	*6	6	6	6(6)

	2 Set																
	*0	0	*0	0	*1	1	*2	2	*3	3	*4	4	*5	5	*6	6	6(5)
CANAS/NALBANDIAN	*0	0	*0	0	*1	1	*2	2	*3	3	*4	4	*5	5	*6	6	6(5)
DARCIS/ROCHUS(IP)	1	*2	3	*4	4	*4	4	*4	4	*5	5	*5	5	*6	7		

	3 Set										
	1	*1	1	*2	2	*3	3	*3	3	*3	3
CANAS/NALBANDIAN	1	*1	1	*2	2	*3	3	*3	3	*3	3
DARCIS/ROCHUS(IP)	*0	1	*2	2	*3	3	*4	5	*6		

Note:
For detailed scorecard information contact venue press centre.

Legend:
A Alternate **Def** Defaulted **Dsq** Disqualified **INV** Invitation **IP** ITF Place Server
Ret Retired **Susp** Suspended **Wo** Walkover **W** Winner *



MATCH STATISTICS
 比赛技术统计 / STATISTIQUES DES MATCHS

W	MURRAY Andy MURRAY Jamie	GBR	4	6	6		
	NESTOR Daniel NIEMEYER Frederic	CAN	6	3	4		
Match elapsed time: 1h50min			36min	36min	38min		

Court: 2

Chair Umpire: GARNER Jake (USA)

	MURRAY/MURRAY				NESTOR/NIEMEYER			
	1Set	2Set	3Set	Total	1Set	2Set	3Set	Total
1st Serve %	68	76	74	73	59	42	59	53
Aces	1	2	2	5	2	2	0	4
Service Winners	4	1	9	14	4	1	4	9
Double Faults	1	1	0	2	3	4	3	10
1st Serve Points Won	12	14	15	41	15	7	10	32
1st Serve Points Played	19	19	23	61	20	14	16	50
1st Serve Winning %	63	74	65	67	75	50	63	64
2nd Serve Points Won	5	1	4	10	8	8	5	21
2nd Serve Points Played	9	6	8	23	14	19	11	44
2nd Serve Winning %	56	17	50	43	57	42	45	48
Break Points Converted	0	3	2	5	1	1	1	3
Break Points Opportunities	2	6	5	13	1	4	2	7
Break Point Conversion %	0	50	40	38	100	25	50	43
Total Points Won	28	33	31	92	34	25	27	86

	1 Set									
	0	*1	1	*2	2	*3	3	*4	4	*4
MURRAY/MURRAY	0	*1	1	*2	2	*3	3	*4	4	*4
NESTOR/NIEMEYER	*1	1	*2	2	*3	3	*4	4	*5	6

	2 Set									
	1	*2	2	*2	3	*4	4	*5	6	
MURRAY/MURRAY	1	*2	2	*2	3	*4	4	*5	6	
NESTOR/NIEMEYER	*0	0	*1	2	*2	2	*3	3	*3	

	3 Set									
	*1	1	*2	3	*4	4	*5	5	*5	6
MURRAY/MURRAY	*1	1	*2	3	*4	4	*5	5	*5	6
NESTOR/NIEMEYER	0	*1	1	*1	1	*2	2	*3	4	*4

Note:
 For detailed scorecard information contact venue press centre.

Legend:
A Alternate **Def** Defaulted **Dsq** Disqualified **INV** Invitation **IP** ITF Place
Ret Retired **Susp** Suspended **Wo** Walkover **W** Winner ***** Server



MATCH STATISTICS
 比赛技术统计 / STATISTIQUES DES MATCHS

W	CLEMENT Arnaud LLODRA Michael	FRA	6	6			
	ERLICH Jonathan RAM Andy	(3) ISR	4	4			
Match elapsed time: 1h18min			39min	39min			

Court: 7

Chair Umpire: BERNARDES Carlos (BRA)

	CLEMENT/LLODRA				ERLICH/RAM (3)			
	1Set	2Set	3Set	Total	1Set	2Set	3Set	Total
1st Serve %	57	63		60	63	70		67
Aces	1	1		2	2	2		4
Service Winners	9	8		17	4	5		9
Double Faults	0	0		0	1	1		2
1st Serve Points Won	14	12		26	11	14		25
1st Serve Points Played	16	15		31	17	23		40
1st Serve Winning %	88	80		84	65	61		63
2nd Serve Points Won	7	8		15	6	6		12
2nd Serve Points Played	12	9		21	10	10		20
2nd Serve Winning %	58	89		71	60	60		60
Break Points Converted	1	1		2	0	0		0
Break Points Opportunities	1	2		3	0	0		0
Break Point Conversion %	100	50		67	0	0		0
Total Points Won	31	33		64	24	24		48

	1 Set											
	0	*1	1	*2	2	*3	3	*4	4	*5	5	*6
CLEMENT/LLODRA												
ERLICH/RAM (3)	*1	1	*2	2	*3	3	*3	3	*4	4		

	2 Set											
	0	*1	1	*2	2	*3	3	*4	4	*5	5	*6
CLEMENT/LLODRA												
ERLICH/RAM (3)	*1	1	*2	2	*3	3	*4	4	*4	4		

Note:
 For detailed scorecard information contact venue press centre.

Legend:
A Alternate **Def** Defaulted **Dsq** Disqualified **INV** Invitation **IP** ITF Place
Ret Retired **Susp** Suspended **Wo** Walkover **W** Winner ***** Server



MATCH STATISTICS
 比赛技术统计 / STATISTIQUES DES MATCHS

W	ALMAGRO Nicolas FERRER David	(5) ESP	3	6	6		
	ANDERSON Kevin COETZEE Jeff	RSA	6	3	4		
Match elapsed time: 1h34min			26min	36min	32min		

Court: 5

Chair Umpire: KATEBI Ali (IRI)

	ALMAGRO/FERRER (5)				ANDERSON/COETZEE			
	1Set	2Set	3Set	Total	1Set	2Set	3Set	Total
1st Serve %	65	71	79	72	69	78	64	70
Aces	1	0	1	2	0	3	2	5
Service Winners	1	0	0	1	1	0	0	1
Double Faults	1	2	2	5	1	1	2	4
1st Serve Points Won	7	18	13	38	13	9	10	32
1st Serve Points Played	15	24	19	58	18	21	18	57
1st Serve Winning %	47	75	68	66	72	43	56	56
2nd Serve Points Won	4	2	3	9	5	5	6	16
2nd Serve Points Played	8	10	5	23	8	6	10	24
2nd Serve Winning %	50	20	60	39	63	83	60	67
Break Points Converted	1	2	2	5	2	1	1	4
Break Points Opportunities	1	5	2	8	2	4	1	7
Break Point Conversion %	100	40	100	63	100	25	100	57
Total Points Won	19	33	28	80	30	28	24	82

	1 Set								2 Set								3 Set											
	0	*1	2	*2	2	*2	2	*3	3	*0	0	*1	2	*3	3	*4	5	*6	0	*1	2	*2	2	*3	4	*5	5	*6
ALMAGRO/FERRER (5)	0	*1	2	*2	2	*2	2	*3	3	*0	0	*1	2	*3	3	*4	5	*6	0	*1	2	*2	2	*3	4	*5	5	*6
ANDERSON/COETZEE	*1	1	*1	2	*3	4	*5	5	*6	1	*2	2	*2	2	*3	3	*3	3	*1	1	*1	2	*3	3	*3	3	*4	4

Note:
 For detailed scorecard information contact venue press centre.

Legend:
A Alternate **Def** Defaulted **Dsq** Disqualified **INV** Invitation **IP** ITF Place
Ret Retired **Susp** Suspended **Wo** Walkover **W** Winner ***** Server



MATCH STATISTICS
比赛技术统计 / STATISTIQUES DES MATCHS

W	ASPELIN Simon JOHANSSON Thomas	SWE	7	6			
	HANLEY Paul KERR Jordan	AUS	6(7)	3			
Match elapsed time: 1h33min			53min	40min			

Court: 8

Chair Umpire: ALVES Mariana (POR)

	ASPELIN/JOHANSSON				HANLEY/KERR			
	1Set	2Set	3Set	Total	1Set	2Set	3Set	Total
1st Serve %	62	67		64	54	42		49
Aces	1	1		2	0	0		0
Service Winners	0	0		0	0	0		0
Double Faults	4	2		6	0	2		2
1st Serve Points Won	23	16		39	15	10		25
1st Serve Points Played	26	22		48	20	10		30
1st Serve Winning %	88	73		81	75	100		83
2nd Serve Points Won	9	6		15	14	4		18
2nd Serve Points Played	16	11		27	17	14		31
2nd Serve Winning %	56	55		56	82	29		58
Break Points Converted	0	1		1	0	0		0
Break Points Opportunities	0	1		1	2	1		3
Break Point Conversion %	0	100		100	0	0		0
Total Points Won	40	32		72	39	25		64

	1 Set												
	0	*1	1	*2	2	*3	3	*4	4	*5	5	*6	7
ASPELIN/JOHANSSON													
HANLEY/KERR	*1	1	*2	2	*3	3	*4	4	*5	5	*6	6	6(7)

	2 Set												
	*1	1	*2	2	*3	3	*4	5	*6				
ASPELIN/JOHANSSON													
HANLEY/KERR	0	*1	1	*2	2	*3	3	*3	3				

Note:
For detailed scorecard information contact venue press centre.

Legend:
A Alternate **Def** Defaulted **Dsq** Disqualified **INV** Invitation **IP** ITF Place
Ret Retired **Susp** Suspended **Wo** Walkover **W** Winner * Server



MATCH STATISTICS
比赛技术统计 / STATISTIQUES DES MATCHS

W	FYRSTENBERG Mariusz MATKOWSKI Marcin	POL	6	6			
	YU Xinyuan ZENG Shaoxuan	(IP) CHN	3	4			
Match elapsed time: 1h07min			33min	34min			

Court: 7

Chair Umpire: VRHOVEC Tamara (CRO)

	FYRSTENBERG/MATKO.				YU/ZENG(IP)			
	1Set	2Set	3Set	Total	1Set	2Set	3Set	Total
1st Serve %	46	62		54	68	58		63
Aces	0	3		3	0	1		1
Service Winners	0	1		1	0	0		0
Double Faults	1	1		2	1	0		1
1st Serve Points Won	11	13		24	9	9		18
1st Serve Points Played	13	16		29	15	14		29
1st Serve Winning %	85	81		83	60	64		62
2nd Serve Points Won	10	8		18	4	8		12
2nd Serve Points Played	15	10		25	7	10		17
2nd Serve Winning %	67	80		72	57	80		71
Break Points Converted	1	1		2	0	0		0
Break Points Opportunities	1	1		2	1	1		2
Break Point Conversion %	100	100		100	0	0		0
Total Points Won	30	28		58	20	22		42

	1 Set									
FYRSTENBERG/MATKO.	*1	1	*2	2	*3	3	*4	5	*6	
YU/ZENG(IP)	0	*1	1	*2	2	*3	3	*3	3	

	2 Set									
FYRSTENBERG/MATKO.	1	*2	2	*3	3	*4	4	*5	5	*6
YU/ZENG(IP)	*0	0	*1	1	*2	2	*3	3	*4	4

Note:
For detailed scorecard information contact venue press centre.

Legend:
A Alternate **Def** Defaulted **Dsq** Disqualified **INV** Invitation **IP** ITF Place
Ret Retired **Susp** Suspended **Wo** Walkover **W** Winner * Server



MATCH STATISTICS
 比赛技术统计 / STATISTIQUES DES MATCHS

W	DAMM Martin VIZNER Pavel	CZE	3	6	6		
	DJOKOVIC Novak ZIMONJIC Nenad	(2) SRB	6	0	2		
Match elapsed time: 1h36min			39min	28min	29min		

Court: 3

Chair Umpire: NOUNI Kader (FRA)

	DAMM/VIZNER				DJOKOVIC/ZIMONJIC (2)			
	1Set	2Set	3Set	Total	1Set	2Set	3Set	Total
1st Serve %	40	72	65	55	83	73	70	75
Aces	1	2	0	3	3	1	1	5
Service Winners	4	2	2	8	4	1	0	5
Double Faults	0	1	0	1	1	1	1	3
1st Serve Points Won	9	11	11	31	18	7	8	33
1st Serve Points Played	14	13	13	40	20	16	16	52
1st Serve Winning %	64	85	85	78	90	44	50	63
2nd Serve Points Won	11	2	5	18	2	1	3	6
2nd Serve Points Played	21	5	7	33	4	6	7	17
2nd Serve Winning %	52	40	71	55	50	17	43	35
Break Points Converted	0	3	2	5	1	0	0	1
Break Points Opportunities	0	3	2	5	7	1	0	8
Break Point Conversion %	0	100	100	100	14	0	0	13
Total Points Won	24	27	28	79	35	13	15	63

	1 Set									2 Set						3 Set							
	0	*1	1	*1	1	*2	2	*3	3	*1	2	*3	4	*5	6	*1	1	*2	2	*3	4	*5	6
DAMM/VIZNER									3						6								6
DJOKOVIC/ZIMONJIC (2)	*1	1	*2	3	*4	4	*5	5	*6	0	*0	0	*0	0	*0	0	*1	1	*2	2	*2	2	*2

Note:
 For detailed scorecard information contact venue press centre.

Legend:
A Alternate **Def** Defaulted **Dsq** Disqualified **INV** Invitation **IP** ITF Place
Ret Retired **Susp** Suspended **Wo** Walkover **W** Winner ***** Server



MATCH STATISTICS
 比赛技术统计 / STATISTIQUES DES MATCHS

W	BRYAN Bob BRYAN Mike	(1) USA	7	6			
	KNOWLE Julian MELZER Jurgen	AUT	6(2)	4			
Match elapsed time: 1h26min			44min	42min			

Court: 3

Chair Umpire: ATTYGALA Asitha (SRI)

	BRYAN/BRYAN (1)				KNOWLE/MELZER			
	1Set	2Set	3Set	Total	1Set	2Set	3Set	Total
1st Serve %	64	63		63	75	68		71
Aces	2	2		4	1	2		3
Service Winners	5	0		5	4	1		5
Double Faults	4	4		8	4	2		6
1st Serve Points Won	21	15		36	22	17		39
1st Serve Points Played	25	20		45	30	27		57
1st Serve Winning %	84	75		80	73	63		68
2nd Serve Points Won	6	4		10	4	4		8
2nd Serve Points Played	14	12		26	10	13		23
2nd Serve Winning %	43	33		38	40	31		35
Break Points Converted	1	2		3	1	1		2
Break Points Opportunities	3	5		8	3	2		5
Break Point Conversion %	33	40		38	33	50		40
Total Points Won	41	38		79	38	34		72

	1 Set												
	*1	1	*2	2	*3	4	*4	4	*5	5	*6	6	7
BRYAN/BRYAN (1)													
KNOWLE/MELZER	0	*1	1	*2	2	*2	3	*4	4	*5	5	*6	6(2)

	2 Set												
	1	*1	1	*2	2	*3	4	*5	5	*6	6	*7	7
BRYAN/BRYAN (1)													
KNOWLE/MELZER	*0	1	*2	2	*3	3	*3	3	*4	4	*5	5	*6

Note:
 For detailed scorecard information contact venue press centre.

Legend:
A Alternate **Def** Defaulted **Dsq** Disqualified **INV** Invitation **IP** ITF Place
Ret Retired **Susp** Suspended **Wo** Walkover **W** Winner ***** Server



MATCH STATISTICS
 比赛技术统计 / STATISTIQUES DES MATCHS

W	GUCCIONE Chris HEWITT Lleyton	(IP) AUS	6	7			
	NADAL Rafael ROBREDO Tommy	(6) ESP	2	6(5)			
Match elapsed time: 1h24min			27min	57min			

Court: 1

Chair Umpire: JOSEPH Emmanuel (FRA)

	GUCCIONE/HEWITT(IP)				NADAL/ROBREDO (6)			
	1Set	2Set	3Set	Total	1Set	2Set	3Set	Total
1st Serve %	67	74		72	57	89		76
Aces	2	4		6	0	2		2
Service Winners	1	8		9	1	6		7
Double Faults	0	0		0	3	1		4
1st Serve Points Won	10	25		35	9	24		33
1st Serve Points Played	12	37		49	13	31		44
1st Serve Winning %	83	68		71	69	77		75
2nd Serve Points Won	6	7		13	4	2		6
2nd Serve Points Played	6	13		19	10	4		14
2nd Serve Winning %	100	54		68	40	50		43
Break Points Converted	2	1		3	0	1		1
Break Points Opportunities	5	3		8	0	6		6
Break Point Conversion %	40	33		38	0	17		17
Total Points Won	26	41		67	15	44		59

	1 Set							
	*1	1	*2	3	*4	4	*5	6
GUCCIONE/HEWITT(IP)								
NADAL/ROBREDO (6)	0	*1	1	*1	1	*2	2	*2

	2 Set													
	*1	2	*3	3	*4	4	*4	4	*5	5	*6	6	7	
GUCCIONE/HEWITT(IP)														
NADAL/ROBREDO (6)	0	*0	0	*1	1	*2	3	*4	4	*5	5	*6	6(5)	

Note:
 For detailed scorecard information contact venue press centre.

Legend:
A Alternate **Def** Defaulted **Dsq** Disqualified **INV** Invitation **IP** ITF Place
Ret Retired **Susp** Suspended **Wo** Walkover **W** Winner * Server



MATCH STATISTICS
 比赛技术统计 / STATISTIQUES DES MATCHS

W	FEDERER Roger WAWRINKA Stanislas	(4) SUI	6	6			
	TURSUNOV Dmitry YOUZHNY Mikhail	(A) RUS	4	3			
Match elapsed time: 1h15min			36min	39min			

Court: 2

Chair Umpire: MARIA Pascal (FRA)

	FEDERER/WAWRINKA (4)				TURSUNOV/YOUZHNY(A)			
	1Set	2Set	3Set	Total	1Set	2Set	3Set	Total
1st Serve %	64	50		57	53	60		56
Aces	1	4		5	2	0		2
Service Winners	2	1		3	2	1		3
Double Faults	1	1		2	6	1		7
1st Serve Points Won	13	12		25	12	11		23
1st Serve Points Played	18	16		34	19	18		37
1st Serve Winning %	72	75		74	63	61		62
2nd Serve Points Won	6	6		12	8	4		12
2nd Serve Points Played	10	16		26	17	12		29
2nd Serve Winning %	60	38		46	47	33		41
Break Points Converted	2	2		4	1	1		2
Break Points Opportunities	8	5		13	3	1		4
Break Point Conversion %	25	40		31	33	100		50
Total Points Won	35	33		68	29	29		58

	1 Set									
FEDERER/WAWRINKA (4)	*1	1	*1	1	*2	2	*3	4	*5	6
TURSUNOV/YOUZHNY(A)	0	*1	2	*3	3	*4	4	*4	4	*4

	2 Set									
FEDERER/WAWRINKA (4)	*1	1	*1	2	*3	4	*5	5	*6	
TURSUNOV/YOUZHNY(A)	0	*1	2	*2	2	*2	2	*3	3	

Note:
 For detailed scorecard information contact venue press centre.

Legend:
A Alternate **Def** Defaulted **Dsq** Disqualified **INV** Invitation **IP** ITF Place
Ret Retired **Susp** Suspended **Wo** Walkover **W** Winner ***** Server



MATCH STATISTICS
比赛技术统计 / STATISTIQUES DES MATCHS

	MELO Marcelo SA Andre	BRA	4	2			
W	BHUPATHI Mahesh PAES Leander	(7) IND	6	6			
Match elapsed time: 1h09min			31min	38min			

Court: 7

Chair Umpire: ALVES Mariana (POR)

	MELO/SA				BHUPATHI/PAES (7)			
	1Set	2Set	3Set	Total	1Set	2Set	3Set	Total
1st Serve %	76	57		67	80	52		67
Aces	0	1		1	0	1		1
Service Winners	8	4		12	1	4		5
Double Faults	4	3		7	0	1		1
1st Serve Points Won	18	10		28	16	10		26
1st Serve Points Played	25	17		42	20	11		31
1st Serve Winning %	72	59		67	80	91		84
2nd Serve Points Won	2	5		7	4	7		11
2nd Serve Points Played	8	13		21	5	10		15
2nd Serve Winning %	25	38		33	80	70		73
Break Points Converted	0	0		0	1	2		3
Break Points Opportunities	0	0		0	4	4		8
Break Point Conversion %	0	0		0	25	50		38
Total Points Won	25	19		44	33	32		65

	1 Set										2 Set									
	*1	1	*1	1	*2	2	*3	3	*4	4	*0	0	*1	1	*2	2	*2	2		
MELO/SA																				
BHUPATHI/PAES (7)	0	*1	2	*3	3	*4	4	*5	5	*6	1	*2	2	*3	3	*4	5	*6		

Note:
For detailed scorecard information contact venue press centre.

Legend:
A Alternate **Def** Defaulted **Dsq** Disqualified **INV** Invitation **IP** ITF Place
Ret Retired **Susp** Suspended **Wo** Walkover **W** Winner * Server



MATCH STATISTICS
 比赛技术统计 / STATISTIQUES DES MATCHS

W	ANDREEV Igor DAVYDENKO Nikolay	(8) RUS	7	6			
	DARCIS Steve ROCHUS Olivier	(IP) BEL	6(6)	2			
Match elapsed time: 1h45min			67min	38min			

Court: 7

Chair Umpire: STELLABOTTE Nicholas (ITA)

	ANDREEV/DAVYDENKO (8)				DARCIS/ROCHUS(IP)			
	1Set	2Set	3Set	Total	1Set	2Set	3Set	Total
1st Serve %	73	62		70	58	53		56
Aces	0	2		2	0	1		1
Service Winners	1	0		1	0	0		0
Double Faults	4	1		5	2	1		3
1st Serve Points Won	28	15		43	14	10		24
1st Serve Points Played	47	18		65	25	16		41
1st Serve Winning %	60	83		66	56	63		59
2nd Serve Points Won	7	4		11	10	5		15
2nd Serve Points Played	17	11		28	18	14		32
2nd Serve Winning %	41	36		39	56	36		47
Break Points Converted	2	2		4	2	0		2
Break Points Opportunities	4	5		9	7	2		9
Break Point Conversion %	50	40		44	29	0		22
Total Points Won	54	34		88	53	25		78

	1 Set													
	*1	1	*2	2	*2	2	*3	4	*4	5	*6	6	7	
ANDREEV/DAVYDENKO (8)	*1	1	*2	2	*2	2	*3	4	*4	5	*6	6	7	
DARCIS/ROCHUS(IP)	0	*1	1	*2	3	*4	4	*4	5	*5	5	*6	6(6)	

	2 Set									
	1	*2	3	*4	4	*5	5	*6		
DARCIS/ROCHUS(IP)	*0	0	*0	0	*1	1	*2	2		

Note:
 For detailed scorecard information contact venue press centre.

Legend:
A Alternate **Def** Defaulted **Dsq** Disqualified **INV** Invitation **IP** ITF Place
Ret Retired **Susp** Suspended **Wo** Walkover **W** Winner * Server



MATCH STATISTICS
 比赛技术统计 / STATISTIQUES DES MATCHS

	MURRAY Andy MURRAY Jamie	GBR	1	3			
W	CLEMENT Arnaud LLODRA Michael	FRA	6	6			
Match elapsed time: 1h06min			27min	39min			

Court: 4

Chair Umpire: HERFEL Roland (GER)

	MURRAY/MURRAY				CLEMENT/LLODRA			
	1Set	2Set	3Set	Total	1Set	2Set	3Set	Total
1st Serve %	77	50		61	61	62		61
Aces	2	0		2	1	2		3
Service Winners	1	0		1	0	1		1
Double Faults	2	1		3	1	0		1
1st Serve Points Won	9	8		17	12	14		26
1st Serve Points Played	17	16		33	14	16		30
1st Serve Winning %	53	50		52	86	88		87
2nd Serve Points Won	1	8		9	6	5		11
2nd Serve Points Played	5	16		21	9	10		19
2nd Serve Winning %	20	50		43	67	50		58
Break Points Converted	0	0		0	2	2		4
Break Points Opportunities	2	0		2	6	5		11
Break Point Conversion %	0	0		0	33	40		36
Total Points Won	15	23		38	30	35		65

	1 Set						
	MURRAY/MURRAY	0	*1	1	*1	1	*1
CLEMENT/LLODRA	*1	1	*2	3	*4	5	*6

	2 Set								
	MURRAY/MURRAY	*1	1	*1	1	*2	2	*3	3
CLEMENT/LLODRA	0	*1	2	*3	3	*4	4	*5	6

Note:
 For detailed scorecard information contact venue press centre.

Legend:
A Alternate **Def** Defaulted **Dsq** Disqualified **INV** Invitation **IP** ITF Place
Ret Retired **Susp** Suspended **Wo** Walkover **W** Winner * Server



MATCH STATISTICS
比赛技术统计 / STATISTIQUES DES MATCHS

	ALMAGRO Nicolas FERRER David	(5) ESP	6(6)	4			
W	ASPELIN Simon JOHANSSON Thomas	SWE	7	6			
Match elapsed time: 1h39min			54min	45min			

Court: 5

Chair Umpire: KORNILOV Andrey (UZB)

	ALMAGRO/FERRER (5)				ASPELIN/JOHANSSON			
	1Set	2Set	3Set	Total	1Set	2Set	3Set	Total
1st Serve %	40	60		51	52	72		60
Aces	2	1		3	3	1		4
Service Winners	5	0		5	6	6		12
Double Faults	2	1		3	2	0		2
1st Serve Points Won	10	16		26	19	16		35
1st Serve Points Played	16	30		46	22	18		40
1st Serve Winning %	63	53		57	86	89		88
2nd Serve Points Won	16	12		28	11	4		15
2nd Serve Points Played	24	20		44	20	7		27
2nd Serve Winning %	67	60		64	55	57		56
Break Points Converted	0	0		0	0	1		1
Break Points Opportunities	1	0		1	0	8		8
Break Point Conversion %	0	0		0	0	13		13
Total Points Won	38	33		71	44	42		86

	1 Set												
	0	*1	1	*2	2	*3	3	*4	4	*5	5	*6	6(6)
ALMAGRO/FERRER (5)													
ASPELIN/JOHANSSON	*1	1	*2	2	*3	3	*4	4	*5	5	*6	6	7

	2 Set												
	*0	0	*1	1	*2	2	*3	3	*4	4	*5	5	*6
ALMAGRO/FERRER (5)													
ASPELIN/JOHANSSON	1	*2	2	*3	3	*4	4	*5	5	*6	6	7	

Note:
For detailed scorecard information contact venue press centre.

Legend:
A Alternate **Def** Defaulted **Dsq** Disqualified **INV** Invitation **IP** ITF Place
Ret Retired **Susp** Suspended **Wo** Walkover **W** Winner * Server



MATCH STATISTICS
 比赛技术统计 / STATISTIQUES DES MATCHS

W	FYRSTENBERG Mariusz MATKOWSKI Marcin	POL	1	7	7		
	DAMM Martin VIZNER Pavel	CZE	6	6(3)	5		
Match elapsed time: 2h58min			48min	65min	65min		

Court: 7

Chair Umpire: ASDERAKI Eva (GRE)

	FYRSTENBERG/MATKO.				DAMM/VIZNER			
	1Set	2Set	3Set	Total	1Set	2Set	3Set	Total
1st Serve %	46	52	39	46	64	64	68	66
Aces	1	6	3	10	3	2	2	7
Service Winners	2	8	5	15	4	3	4	11
Double Faults	5	4	2	11	3	1	2	6
1st Serve Points Won	8	19	13	40	18	19	19	56
1st Serve Points Played	13	24	16	53	27	25	26	78
1st Serve Winning %	62	79	81	75	67	76	73	72
2nd Serve Points Won	4	10	15	29	6	6	6	18
2nd Serve Points Played	15	22	25	62	15	14	12	41
2nd Serve Winning %	27	45	60	47	40	43	50	44
Break Points Converted	0	1	1	2	3	1	0	4
Break Points Opportunities	8	2	3	13	5	2	5	12
Break Point Conversion %	0	50	33	15	60	50	0	33
Total Points Won	30	43	41	114	40	42	38	120

	1 Set						
FYRSTENBERG/MATKO.	*1	1	*1	1	*1	1	*1
DAMM/VIZNER	0	*1	2	*3	4	*5	6

	2 Set												
FYRSTENBERG/MATKO.	0	*1	1	*2	2	*3	3	*3	4	*5	5	*6	7
DAMM/VIZNER	*1	1	*2	2	*3	3	*4	5	*5	5	*6	6	6(3)

	3 Set											
FYRSTENBERG/MATKO.	*1	1	*2	2	*3	3	*4	4	*5	5	*6	7
DAMM/VIZNER	0	*1	1	*2	2	*3	3	*4	4	*5	5	*5

Note:
 For detailed scorecard information contact venue press centre.

Legend:
A Alternate **Def** Defaulted **Dsq** Disqualified **INV** Invitation **IP** ITF Place
Ret Retired **Susp** Suspended **Wo** Walkover **W** Winner ***** Server



MATCH STATISTICS
 比赛技术统计 / STATISTIQUES DES MATCHS

W	BRYAN Bob BRYAN Mike	(1) USA	6	6			
	GUCCIONE Chris HEWITT Lleyton	(IP) AUS	4	3			
Match elapsed time: 52min			27min	25min			

Court: 7

Chair Umpire: STEINER Damian (ARG)

	BRYAN/BRYAN (1)				GUCCIONE/HEWITT(IP)			
	1Set	2Set	3Set	Total	1Set	2Set	3Set	Total
1st Serve %	52	79		64	44	63		54
Aces	2	1		3	0	3		3
Service Winners	5	3		8	4	2		6
Double Faults	1	0		1	2	0		2
1st Serve Points Won	9	15		24	8	11		19
1st Serve Points Played	13	15		28	12	17		29
1st Serve Winning %	69	100		86	67	65		66
2nd Serve Points Won	9	1		10	6	4		10
2nd Serve Points Played	12	4		16	15	10		25
2nd Serve Winning %	75	25		63	40	40		40
Break Points Converted	2	2		4	1	0		1
Break Points Opportunities	3	3		6	1	0		1
Break Point Conversion %	67	67		67	100	0		100
Total Points Won	31	28		59	21	18		39

	1 Set										2 Set									
	0	*0	0	*1	1	*2	3	*4	5	*6	0	*1	1	*2	2	*3	4	*5	6	*7
BRYAN/BRYAN (1)																				
GUCCIONE/HEWITT(IP)	*1	2	*3	3	*4	4	*4	4	*4	4	*1	1	*2	2	*3	3	*3	3	*3	3

Note:
 For detailed scorecard information contact venue press centre.

Legend:
A Alternate **Def** Defaulted **Dsq** Disqualified **INV** Invitation **IP** ITF Place
Ret Retired **Susp** Suspended **Wo** Walkover **W** Winner * Server



MATCH STATISTICS
 比赛技术统计 / STATISTIQUES DES MATCHS

W	FEDERER Roger WAWRINKA Stanislas	(4) SUI	6	6			
	BHUPATHI Mahesh PAES Leander	(7) IND	2	4			
Match elapsed time: 1h22min			42min	40min			

Court: 2

Chair Umpire: GARNER Jake (USA)

	FEDERER/WAWRINKA (4)				BHUPATHI/PAES (7)			
	1Set	2Set	3Set	Total	1Set	2Set	3Set	Total
1st Serve %	75	68		71	62	58		60
Aces	1	1		2	0	1		1
Service Winners	2	1		3	0	2		2
Double Faults	2	1		3	1	0		1
1st Serve Points Won	13	16		29	8	12		20
1st Serve Points Played	15	19		34	16	18		34
1st Serve Winning %	87	84		85	50	67		59
2nd Serve Points Won	3	4		7	6	8		14
2nd Serve Points Played	5	9		14	10	13		23
2nd Serve Winning %	60	44		50	60	62		61
Break Points Converted	2	1		3	0	0		0
Break Points Opportunities	3	3		6	0	0		0
Break Point Conversion %	67	33		50	0	0		0
Total Points Won	28	31		59	18	28		46

	1 Set							
	*1	2	*3	3	*4	4	*5	6
FEDERER/WAWRINKA (4)								
BHUPATHI/PAES (7)	0	*0	0	*1	1	*2	2	*2

	2 Set									
	*1	1	*2	2	*3	3	*4	4	*5	6
FEDERER/WAWRINKA (4)										
BHUPATHI/PAES (7)	0	*1	1	*2	2	*3	3	*4	4	*4

Note:
 For detailed scorecard information contact venue press centre.

Legend:
A Alternate **Def** Defaulted **Dsq** Disqualified **INV** Invitation **IP** ITF Place
Ret Retired **Susp** Suspended **Wo** Walkover **W** Winner ***** Server



MATCH STATISTICS
 比赛技术统计 / STATISTIQUES DES MATCHS

	ANDREEV Igor DAVYDENKO Nikolay	(8) RUS	2	7	4		
W	CLEMENT Arnaud LLODRA Michael	FRA	6	6(4)	6		
Match elapsed time: 2h14min			36min	52min	46min		

Court: 3

Chair Umpire: BERNARDES Carlos (BRA)

	ANDREEV/DAVYDENKO (8)				CLEMENT/LLODRA			
	1Set	2Set	3Set	Total	1Set	2Set	3Set	Total
1st Serve %	61	80	78	73	64	69	57	64
Aces	0	1	1	2	2	1	3	6
Service Winners	0	2	0	2	0	1	2	3
Double Faults	2	0	1	3	0	1	2	3
1st Serve Points Won	10	23	13	46	11	19	17	47
1st Serve Points Played	19	28	21	68	16	25	20	61
1st Serve Winning %	53	82	62	68	69	76	85	77
2nd Serve Points Won	6	4	3	13	8	5	5	18
2nd Serve Points Played	12	7	6	25	9	11	15	35
2nd Serve Winning %	50	57	50	52	89	45	33	51
Break Points Converted	0	1	1	2	2	1	2	5
Break Points Opportunities	0	2	5	7	4	3	2	9
Break Point Conversion %	0	50	20	29	50	33	100	56
Total Points Won	22	39	29	90	34	32	33	99

	1 Set							
ANDREEV/DAVYDENKO (8)	0	*1	1	*1	1	*2	2	*2
CLEMENT/LLODRA	*1	1	*2	3	*4	4	*5	6

	2 Set													
ANDREEV/DAVYDENKO (8)	0	*0	0	*1	1	*2	3	*4	4	*5	5	*6	7	
CLEMENT/LLODRA	*1	2	*3	3	*4	4	*4	4	*5	5	*6	6	6	6(4)

	3 Set													
ANDREEV/DAVYDENKO (8)	*1	1	*1	2	*2	2	*3	3	*4	4				
CLEMENT/LLODRA	0	*1	2	*2	3	*4	4	*5	5	*6				

Note:
 For detailed scorecard information contact venue press centre.

Legend:
A Alternate **Def** Defaulted **Dsq** Disqualified **INV** Invitation **IP** ITF Place
Ret Retired **Susp** Suspended **Wo** Walkover **W** Winner ***** Server



MATCH STATISTICS
 比赛技术统计 / STATISTIQUES DES MATCHS

W	ASPELIN Simon JOHANSSON Thomas	SWE	7	6			
	FYRSTENBERG Mariusz MATKOWSKI Marcin	POL	6(5)	4			
Match elapsed time: 1h41min			55min	46min			

Court: 7

Chair Umpire: KATEBI Ali (IRI)

	ASPELIN/JOHANSSON				FYRSTENBERG/MATKO.			
	1Set	2Set	3Set	Total	1Set	2Set	3Set	Total
1st Serve %	63	47		55	68	52		62
Aces	4	2		6	5	0		5
Service Winners	3	6		9	8	4		12
Double Faults	0	2		2	1	1		2
1st Serve Points Won	19	14		33	22	12		34
1st Serve Points Played	22	17		39	34	14		48
1st Serve Winning %	86	82		85	65	86		71
2nd Serve Points Won	10	11		21	11	6		17
2nd Serve Points Played	13	19		32	16	13		29
2nd Serve Winning %	77	58		66	69	46		59
Break Points Converted	0	1		1	0	0		0
Break Points Opportunities	4	2		6	0	2		2
Break Point Conversion %	0	50		17	0	0		0
Total Points Won	46	34		80	39	29		68

	1 Set												
	*1	1	*2	2	*3	3	*4	4	*5	5	*6	6	7
ASPELIN/JOHANSSON													
FYRSTENBERG/MATKO.	0	*1	1	*2	2	*3	3	*4	4	*5	5	*6	6(5)

	2 Set										
	0	*1	1	*2	2	*3	3	*4	4	*5	*6
ASPELIN/JOHANSSON											
FYRSTENBERG/MATKO.	*1	1	*2	2	*3	3	*4	4	*4	4	

Note:
 For detailed scorecard information contact venue press centre.

Legend:
A Alternate **Def** Defaulted **Dsq** Disqualified **INV** Invitation **IP** ITF Place
Ret Retired **Susp** Suspended **Wo** Walkover **W** Winner ***** Server



MATCH STATISTICS
 比赛技术统计 / STATISTIQUES DES MATCHS

	BRYAN Bob BRYAN Mike	(1) USA	6(6)	4			
W	FEDERER Roger WAWRINKA Stanislas	(4) SUI	7	6			
Match elapsed time: 1h20min			48min	32min			

Court: 1

Chair Umpire: STEINER Damian (ARG)

	BRYAN/BRYAN (1)				FEDERER/WAWRINKA (4)			
	1Set	2Set	3Set	Total	1Set	2Set	3Set	Total
1st Serve %	65	74		69	58	84		67
Aces	2	2		4	5	2		7
Service Winners	6	3		9	4	5		9
Double Faults	1	0		1	1	0		1
1st Serve Points Won	20	16		36	26	16		42
1st Serve Points Played	22	23		45	31	21		52
1st Serve Winning %	91	70		80	84	76		81
2nd Serve Points Won	9	4		13	12	4		16
2nd Serve Points Played	12	8		20	22	4		26
2nd Serve Winning %	75	50		65	55	100		62
Break Points Converted	0	0		0	0	1		1
Break Points Opportunities	3	0		3	0	2		2
Break Point Conversion %	0	0		0	0	50		50
Total Points Won	44	25		69	43	31		74

	1 Set												
	0	*1	1	*2	2	*3	3	*4	4	*5	5	*6	6(e)
BRYAN/BRYAN (1)													
FEDERER/WAWRINKA (4)	*1	1	*2	2	*3	3	*4	4	*5	5	*6	6	7

	2 Set											
	*1	1	*2	2	*3	3	*3	3	*4	4	4	
BRYAN/BRYAN (1)												
FEDERER/WAWRINKA (4)	0	*1	1	*2	2	*3	4	*5	5	*6		

Note:
 For detailed scorecard information contact venue press centre.

Legend:
A Alternate **Def** Defaulted **Dsq** Disqualified **INV** Invitation **IP** ITF Place
Ret Retired **Susp** Suspended **Wo** Walkover **W** Winner ***** Server



MATCH STATISTICS
 比赛技术统计 / STATISTIQUES DES MATCHS

	CLEMENT Arnaud LLODRA Michael	FRA	6(6)	6	17		
W	ASPELIN Simon JOHANSSON Thomas	SWE	7	4	19		
Match elapsed time: 4h46min			60min	51min	175min		

Court: 1

Chair Umpire: HERFEL Roland (GER)

	CLEMENT/LLODRA				ASPELIN/JOHANSSON			
	1Set	2Set	3Set	Total	1Set	2Set	3Set	Total
1st Serve %	52	79	55	58	75	60	59	63
Aces	6	5	11	22	5	6	14	25
Service Winners	3	4	19	26	5	2	11	18
Double Faults	0	0	0	0	1	4	8	13
1st Serve Points Won	16	16	40	72	20	18	51	89
1st Serve Points Played	22	22	58	102	30	26	64	120
1st Serve Winning %	73	73	69	71	67	69	80	74
2nd Serve Points Won	12	3	30	45	7	5	23	35
2nd Serve Points Played	20	6	48	74	10	17	45	72
2nd Serve Winning %	60	50	63	61	70	29	51	49
Break Points Converted	1	2	2	5	1	1	3	5
Break Points Opportunities	1	5	5	11	3	3	5	11
Break Point Conversion %	100	40	40	45	33	33	60	45
Total Points Won	41	39	105	185	41	32	110	183

	1 Set												
	*1	1	*2	2	*3	3	*3	4	*5	5	*6	6	6(6)
CLEMENT/LLODRA													
ASPELIN/JOHANSSON	0	*1	1	*2	2	*3	4	*4	4	*5	5	*6	7

	2 Set										
	0	*1	1	*1	2	*3	4	*5	5	*6	6
CLEMENT/LLODRA											
ASPELIN/JOHANSSON	*1	1	*2	3	*3	3	*3	3	*4	4	

	3 Set											
	0	*1	1	*2	2	*3	4	*4	4	*5	5	*6
CLEMENT/LLODRA												
ASPELIN/JOHANSSON	*1	1	*2	2	*3	3	*3	4	*5	5	*6	6

3 Set																										
6	*7	7	*8	8	*9	9	*10	10	*11	11	*12	12	*13	13	*14	14	*15	15	*16	16	*17	17	*18	18	*19	

Note:
 For detailed scorecard information contact venue press centre.

Legend:
A Alternate **Def** Defaulted **Dsq** Disqualified **INV** Invitation **IP** ITF Place
Ret Retired **Susp** Suspended **Wo** Walkover **W** Winner ***** Server



MATCH STATISTICS
 比赛技术统计 / STATISTIQUES DES MATCHS

W	BRYAN Bob BRYAN Mike	(1) USA	3	6	6		
	CLEMENT Arnaud LLODRA Michael	FRA	6	3	4		
Match elapsed time: 1h52min			32min	42min	38min		

Court: 1

Chair Umpire: GRAFF Lars (SWE)

	BRYAN/BRYAN (1)				CLEMENT/LLODRA			
	1Set	2Set	3Set	Total	1Set	2Set	3Set	Total
1st Serve %	70	57	58	61	67	66	57	63
Aces	1	1	1	3	3	2	2	7
Service Winners	2	7	7	16	6	4	2	12
Double Faults	1	4	0	5	0	1	0	1
1st Serve Points Won	12	20	11	43	14	12	10	36
1st Serve Points Played	21	24	14	59	18	19	16	53
1st Serve Winning %	57	83	79	73	78	63	63	68
2nd Serve Points Won	3	6	9	18	6	6	9	21
2nd Serve Points Played	9	18	10	37	9	10	12	31
2nd Serve Winning %	33	33	90	49	67	60	75	68
Break Points Converted	1	1	1	3	2	0	0	2
Break Points Opportunities	2	3	1	6	4	5	0	9
Break Point Conversion %	50	33	100	50	50	0	0	22
Total Points Won	22	37	29	88	35	34	23	92

	1 Set								
	0	*1	2	*2	2	*3	3	*3	3
BRYAN/BRYAN (1)									
CLEMENT/LLODRA	*1	1	*1	2	*3	3	*4	5	*6

	2 Set									
	*1	1	*2	3	*4	4	*5	5	*6	6
BRYAN/BRYAN (1)										
CLEMENT/LLODRA	0	*1	1	*1	1	*2	2	*3	3	

	3 Set										
	0	*1	1	*2	2	*3	4	*5	5	*6	6
BRYAN/BRYAN (1)											
CLEMENT/LLODRA	*1	1	*2	2	*3	3	*3	3	*4	4	

Note:
 For detailed scorecard information contact venue press centre.

Legend:
A Alternate **Def** Defaulted **Dsq** Disqualified **INV** Invitation **IP** ITF Place
Ret Retired **Susp** Suspended **Wo** Walkover **W** Winner ***** Server



MATCH STATISTICS

比赛技术统计 / STATISTIQUES DES MATCHS

W	FEDERER Roger WAWRINKA Stanislas	(4) SUI	6	6	6(4)	6	
	ASPELIN Simon JOHANSSON Thomas	SWE	3	4	7	3	
Match elapsed time: 2h48min			29min	42min	64min	33min	

Court: Centre

Chair Umpire: MARIA Pascal (FRA)

	FEDERER/WAWRINKA (4)						ASPELIN/JOHANSSON					
	1Set	2Set	3Set	4Set	5Set	Total	1Set	2Set	3Set	4Set	5Set	Total
1st Serve %	81	74	58	63		68	65	67	68	62		66
Aces	6	3	3	2		14	0	2	4	1		7
Service Winners	6	7	6	6		25	2	2	5	1		10
Double Faults	1	1	0	0		2	0	1	3	0		4
1st Serve Points Won	19	23	18	15		75	10	13	24	7		54
1st Serve Points Played	21	28	26	19		94	17	18	32	13		80
1st Serve Winning %	90	82	69	79		80	59	72	75	54		68
2nd Serve Points Won	1	2	10	6		19	5	5	7	6		23
2nd Serve Points Played	5	10	19	11		45	9	9	15	8		41
2nd Serve Winning %	20	20	53	55		42	56	56	47	75		56
Break Points Converted	1	1	1	1		4	0	0	1	0		1
Break Points Opportunities	1	3	2	1		7	0	4	4	0		8
Break Point Conversion %	100	33	50	100		57	0	0	25	0		13
Total Points Won	31	34	44	29		138	21	31	48	22		122

	1 Set						2 Set						3 Set						4 Set															
FEDERER/WAWRINKA (4)	*1	1	*2	3	*4	4	*5	5	*6	0	*1	2	*3	3	*4	4	*5	5	*6	0	*0	1	*2	2	*3	3	*4	4	*5	5	*6	6(4)	*6	*1
ASPELIN/JOHANSSON	0	*1	1	*1	1	*2	2	*3	3	*1	1	*1	1	*2	2	*3	3	*4	4	*1	2	*2	2	*3	3	*4	4	*5	5	*6	6	7	0	

4 Set							
1	*2	3	*4	4	*5	5	*6
*1	1	*1	1	*2	2	*3	3

Note:
 For detailed scorecard information contact venue press centre.

Legend:
A Alternate **Def** Defaulted **Dsq** Disqualified **INV** Invitation **IP** ITF Place
Ret Retired **Susp** Suspended **Wo** Walkover **W** Winner ***** Server



ENTRY LIST BY EVENT As of 10 AUG 2008

按项目的报名名单 / LISTE DES INSCRITS PAR ÉPREUVE

Ranking 4 AUG 2008	Name	NOC Code	Qualified Type	Seed
2	JANKOVIC Jelena	SRB		2
3	KUZNETSOVA Svetlana	RUS		3
5	WILLIAMS Serena	USA		4
6	DEMENTIEVA Elena	RUS		5
7	SAFINA Dinara	RUS		6
8	WILLIAMS Venus	USA		7
9	RADWANSKA Agnieszka	POL		8
11	ZVONAREVA Vera	RUS		9
12	HANTUCHOVA Daniela	SVK		10
14	SZAVAY Agnes	HUN		11
15	AZARENKA Victoria	BLR		12
16	SCHNYDER Patty	SUI		13
17	PENNETTA Flavia	ITA		14
19	CORNET Alize	FRA		15
20	CIBULKOVA Dominika	SVK		16
35	DULKO Gisela	ARG		
41	DELLACQUA Casey	AUS		
141	MOLIK Alicia	AUS	IP	
82	STOSUR Samantha	AUS		
33	BAMMER Sybille	AUT		
47	GOVORTSOVA Olga	BLR		
45	PIRONKOVA Tsvetana	BUL		
43	LI Na	CHN		
50	PENG Shuai	CHN		
52	YAN Zi	CHN		
38	ZHENG Jie	CHN		
56	BENESOVA Iveta	CZE		
73	SAFAROVA Lucie	CZE		
21	VAIDISOVA Nicole	CZE		
65	ZAKOPALOVA Klara	CZE		
23	WOZNIACKI Caroline	DEN		
101	LLAGOSTERA VIVES Nuria	ESP	IP	
86	MARTINEZ SANCHEZ Maria Jose	ESP		
29	MEDINA GARRIGUES Anabel	ESP		
55	SUAREZ NAVARRO Carla	ESP		
97	ANI Maret	EST	A	
48	KANEPI Kaia	EST		
46	PARMENTIER Pauline	FRA		
27	RAZZANO Virginie	FRA		
51	DANIILIDOU Eleni	GRE		
60	MIRZA Sania	IND		
117	OBZILER Tzipora	ISR	A	



ENTRY LIST BY EVENT As of 10 AUG 2008

按项目的报名名单 / LISTE DES INSCRITS PAR ÉPREUVE

Ranking 4 AUG 2008	Name	NOC Code	Qualified Type	Seed
25	PEER Shahar	ISR		
42	ERRANI Sara	ITA		
164	SANTANGELO Mara	ITA		
26	SCHIAVONE Francesca	ITA		
145	MORITA Ayumi	JPN	IP	
32	SUGIYAMA Ai	JPN		
49	ERAKOVIC Marina	NZL		
54	DOMACHOWSKA Marta	POL		
57	CIRSTEA Sorana	ROU		
61	BACSINSZKY Timea	SUI		
68	ARVIDSSON Sofia	SWE		
37	TANASUGARN Tamarine	THA	IP	
70	CHAN Yung-Jan	TPE	IP	
173	SFAR Selima	TUN	IP	
30	BONDARENKO Alona	UKR		
40	BONDARENKO Kateryna	UKR		
53	KORYTTSEVA Mariya	UKR		
78	PEREBIYNIS Tatiana	UKR		
75	CRAYBAS Jill	USA		
77	AMANMURADOVA Akgul	UZB		
213	SEQUERA Milagros	VEN		
658	BLACK Cara	ZIM	INV	

Note:
All changes are available in INFO

Legend:
A Alternate INV Invitation IP ITF Place * Without ranking



DRAW As of 17 AUG 2008

抽签 / TIRAGE AU SORT

Rank	1st Round	Seed	2nd Round	3rd Round	Quarterfinal	Semifinal	Final
117	OBZILER Tzipora	(A) ISR	KORYTTSEVA M				
53	KORYTTSEVA Mariya	UKR	5-7 7-5 6-4	SAFAROVA L			
97	ANI Maret	(A) EST	SAFAROVA L	2-6 6-1 7-5			
73	SAFAROVA Lucie	CZE	6-4 6-2		BAMMER S		
29	MEDINA GARRIGUES Anabel	ESP	BAMMER S		7-5 6-4		
33	BAMMER Sybille	AUT	6-2 4-6 6-4	BAMMER S			
75	CRAYBAS Jill	USA	SCHNYDER P (13)	6-4 6-4			
16	SCHNYDER Patty	(13) SUI	6-3 6-2			ZVONAREVA V (9)	
11	ZVONAREVA Vera	(9) RUS	ZVONAREVA V (9)			6-3 3-6 6-3	
52	YAN Zi	CHN	6-2 6-0	ZVONAREVA V (9)			
25	PEER Shahar	ISR	PEER S	6-3 7-6(4)			
57	CIRSTEA Sorana	ROU	6-3 5-7 6-0		ZVONAREVA V (9)		
77	AMANMURADOVA Akgul	UZB	SCHIAVONE F		7-6(4) 6-4		
26	SCHIAVONE Francesca	ITA	6-4 6-2	SCHIAVONE F			
70	CHAN Yung-Jan	(IP) TPE	RADWANSKA A (8)	6-3 7-6(6)			
9	RADWANSKA Agnieszka	(8) POL	6-1 7-6(6)				DEMENTIEVA E (5)
5	WILLIAMS Serena	(4) USA	WILLIAMS S (4)				6-3 7-6(3)
47	GOVORTSOVA Olga	BLR	6-3 6-1	WILLIAMS S (4)			
82	STOSUR Samantha	AUS	STOSUR S	6-2 6-0			
42	ERRANI Sara	ITA	6-3 6-2		WILLIAMS S (4)		
50	PENG Shuai	CHN	PENG S		3-6 6-3 6-4		
55	SUAREZ NAVARRO Carla	ESP	7-5 7-6(2)	CORNET A (15)			
21	VAIDISOVA Nicole	CZE	CORNET A (15)	6-2 6-2			
19	CORNET Alize	(15) FRA	4-6 6-1 6-4			DEMENTIEVA E (5)	
12	HANTUCHOVA Daniela	(10) SVK	HANTUCHOVA D (10)			3-6 6-4 6-3	
32	SUGIYAMA Ai	JPN	6-2 7-5	WOZNIACKI C			
173	SFAR Selima	(IP) TUN	WOZNIACKI C	6-1 6-3			
23	WOZNIACKI Caroline	DEN	6-4 6-1		DEMENTIEVA E (5)		
37	TANASUGARN Tamarine	(IP) THA	ARVIDSSON S		7-6(3) 6-2		
68	ARVIDSSON Sofia	SWE	6-2 6-1	DEMENTIEVA E (5)			
40	BONDARENKO Kateryna	UKR	DEMENTIEVA E (5)	6-3 6-4			Winner
6	DEMENTIEVA Elena	(5) RUS	6-1 6-4				DEMENTIEVA E (5)
8	WILLIAMS Venus	(7) USA	WILLIAMS V (7)				3-6 7-5 6-3
61	BACSINSZKY Timea	SUI	6-3 6-2	WILLIAMS V (7)			
60	MIRZA Sania	IND	BENESOVA I	6-1 6-4			
56	BENESOVA Iveta	CZE	6-1 2-1 Ret		WILLIAMS V (7)		
35	DULKO Gisela	ARG	DELLACQUA C		6-3 6-2		
41	DELLACQUA Casey	AUS	6-3 6-4	AZARENKA V (12)			
78	PEREBIYNIS Tatiana	UKR	AZARENKA V (12)	6-2 6-2			
15	AZARENKA Victoria	(12) BLR	6-4 5-7 6-4			LI N	
17	PENNETTA Flavia	(14) ITA	KANEPI K			7-5 7-5	
48	KANEPI Kaia	EST	6-2 7-6(6)	KANEPI K			
51	DANILIDOU Eleni	GRE	RAZZANO V	6-4 7-5			
27	RAZZANO Virginie	FRA	6-3 6-3		LI N		
145	MORITA Ayumi	(IP) JPN	MORITA A(IP)		4-6 6-2 6-0		
49	ERAKOVIC Marina	NZL	5-7 7-6(7) 6-4	LI N			
43	LI Na	CHN	LI N	6-2 7-5			
3	KUZNETSOVA Svetlana	(3) RUS	7-6(5) 6-4				SAFINA D (6)
7	SAFINA Dinara	(6) RUS	SAFINA D (6)				7-6(3) 7-5
164	SANTANGELO Mara	ITA	6-3 7-6(1)	SAFINA D (6)			
141	MOLIK Alicia	(IP) AUS	MARTINEZ S. MJ	7-6(3) 6-1			
86	MARTINEZ SANCHEZ Maria Jose	ESP	6-1 6-1		SAFINA D (6)		
101	LLAGOSTERA VIVES Nuria	(IP) ESP	LLAGOSTERA V. N(IP)		6-4 6-3		
65	ZAKOPALOVA Klara	CZE	2-6 6-3 7-5	ZHENG J			
38	ZHENG Jie	CHN	ZHENG J	6-7(7) 6-1 6-4			
14	SZAVAY Agnes	(11) HUN	4-6 6-3 7-5			SAFINA D (6)	
20	CIBULKOVA Dominika	(16) SVK	CIBULKOVA D (16)			6-2 5-7 6-3	
46	PARMENTIER Pauline	FRA	6-1 7-5	CIBULKOVA D (16)			
54	DOMACHOWSKA Marta	POL	PIRONKOVA T	6-2 6-2			
45	PIRONKOVA Tsvetana	BUL	6-3 6-4		JANKOVIC J (2)		
213	SEQUERA Milagros	VEN	BONDARENKO A		7-5 6-1		
30	BONDARENKO Alona	UKR	3-6 0-1 Ret	JANKOVIC J (2)			
658	BLACK Cara	(INV) ZIM	JANKOVIC J (2)	7-5 6-1			Bronze Medal
2	JANKOVIC Jelena	(2) SRB	6-3 6-3				ZVONAREVA V (9)
							LI N
							6-0 7-5

Note:
 Ranking as of 4 AUG 2008

Legend: A Alternate Def Defaulted Dsq Disqualified INV Invitation IP ITF Place Ret Retired Wo Walkover



MATCH STATISTICS

比赛技术统计 / STATISTIQUES DU MATCH

	OBZILER Tzipora(A)	ISR	7	5	4		
W	KORYTTSEVA Mariya	UKR	5	7	6		
Match elapsed time: 2h56min			50min	60min	66min		

Court: 8

Chair Umpire: SERI Raffaella (ITA)

	OBZILER T(A)				KORYTTSEVA M				
	1Set	2Set	3Set	Total	1Set	2Set	3Set	Total	
1st Serve %	53	63	65	60	53	59	68	60	
Aces	0	1	0	1	1	2	1	4	
Service Winners	0	0	0	0	1	0	0	1	
Double Faults	1	1	1	3	3	5	1	9	
1st Serve Points Won	8	10	14	32	10	18	17	45	
1st Serve Points Played	17	20	22	59	18	27	23	68	
1st Serve Winning %	47	50	64	54	56	67	74	66	
1st Service Max Speed	kmh	154	-	-	154	145	-	-	145
	mph	96	-	-	96	90	-	-	90
2nd Serve Points Won	10	3	5	18	8	6	4	18	
2nd Serve Points Played	15	12	12	39	16	19	11	46	
2nd Serve Winning %	67	25	42	46	50	32	36	39	
2nd Service Max Speed	kmh	128	-	-	128	136	-	-	136
	mph	80	-	-	80	84	-	-	84
Break Points Converted	3	3	1	7	2	4	2	8	
Break Points Opportunities	4	9	5	18	4	5	2	11	
Break Point Conversion %	75	33	20	39	50	80	100	73	
Net Points Won	2	3	2	7	3	3	0	6	
Net Point Played	4	4	4	12	4	3	0	7	
Net Point Winning %	50	75	50	58	75	100	0	86	
Total Points Won	34	35	32	101	32	43	36	111	
Winners	8	8	8	24	4	11	10	25	
Unforced Errors	25	29	24	78	23	21	23	67	
Forehand Winners	7	7	5	19	4	11	9	24	
Backhand Winners	1	1	3	5	0	0	1	1	
Volley Winners	0	1	0	1	0	0	0	0	

	1 Set											
OBZILER T(A)	*0	0	*0	0	*1	1	*2	3	*4	5	*6	7
KORYTTSEVA M	1	*2	3	*4	4	*5	5	*5	5	*5	5	*5

	2 Set											
OBZILER T(A)	*1	1	*1	2	*2	3	*4	4	*4	5	*5	5
KORYTTSEVA M	0	*1	2	*2	3	*3	3	*4	5	*5	6	*7

	3 Set									
OBZILER T(A)	*1	1	*1	1	*2	2	*2	3	*4	4
KORYTTSEVA M	0	*1	2	*3	3	*4	5	*5	5	*6

Note:
 For detailed scorecard information contact venue press centre.

Legend:
A Alternate **Def** Defaulted **Dsq** Disqualified **INV** Invitation **IP** ITF Place
Ret Retired **Susp** Suspended **Wo** Walkover **W** Winner ***** Server



MATCH STATISTICS
比赛技术统计 / STATISTIQUES DU MATCH

	ANI Maret(A)	EST	4	2			
W	SAFAROVA Lucie	CZE	6	6			
Match elapsed time: 1h18min			41min	37min			

Court: 1

Chair Umpire: KAHN Yvette (ISR)

	ANI M(A)				SAFAROVA L			
	1Set	2Set	3Set	Total	1Set	2Set	3Set	Total
1st Serve %	63	48		56	67	64		65
Aces	0	1		1	0	3		3
Service Winners	2	2		4	0	5		5
Double Faults	4	6		10	0	4		4
1st Serve Points Won	15	9		24	15	14		29
1st Serve Points Played	20	12		32	18	16		34
1st Serve Winning %	75	75		75	83	88		85
1st Service Max Speed	kmh 163	165		165	168	163		168
	mph 101	103		103	104	101		104
2nd Serve Points Won	4	3		7	6	3		9
2nd Serve Points Played	12	13		25	9	9		18
2nd Serve Winning %	33	23		28	67	33		50
2nd Service Max Speed	kmh 138	147		147	136	129		136
	mph 86	91		91	84	80		84
Break Points Converted	0	0		0	1	2		3
Break Points Opportunities	0	1		1	4	2		6
Break Point Conversion %	0	0		0	25	100		50
Net Points Won	1	0		1	3	0		3
Net Point Played	2	2		4	5	2		7
Net Point Winning %	50	0		25	60	0		43
Total Points Won	25	20		45	34	30		64
Winners	6	5		11	10	6		16
Unforced Errors	20	10		30	17	8		25
Forehand Winners	6	3		9	9	5		14
Backhand Winners	0	2		2	1	1		2
Volley Winners	1	0		1	0	0		0

	1 Set									
ANI M(A)	0	*1	1	*2	2	*3	3	*4	4	*4
SAFAROVA L	*1	1	*2	2	*3	3	*4	4	*5	6

	2 Set									
	0	*1	1	*1	1	*2	2	*2		
	*1	1	*2	3	*4	4	*5	6		

Note:
For detailed scorecard information contact venue press centre.

Legend:
A Alternate **Def** Defaulted **Dsq** Disqualified **INV** Invitation **IP** ITF Place
Ret Retired **Susp** Suspended **Wo** Walkover **W** Winner ***** Server



MATCH STATISTICS
 比赛技术统计 / STATISTIQUES DU MATCH

	MEDINA GARRIGUES Anabel	ESP	2	6	4		
W	BAMMER Sybille	AUT	6	4	6		
Match elapsed time: 2h41min			50min	46min	65min		

Court: 6

Chair Umpire: KAHN Yvette (ISR)

	MEDINA G. A				BAMMER S			
	1Set	2Set	3Set	Total	1Set	2Set	3Set	Total
1st Serve %	60	46	56	54	51	59	71	60
Aces	0	0	1	1	1	1	0	2
Service Winners	1	3	1	5	1	0	1	2
Double Faults	0	2	2	4	3	2	1	6
1st Serve Points Won	9	9	12	30	18	12	12	42
1st Serve Points Played	15	13	20	48	21	19	25	65
1st Serve Winning %	60	69	60	63	86	63	48	65
1st Service Max Speed	kmh	-	-	-	-	-	-	-
	mph	-	-	-	-	-	-	-
2nd Serve Points Won	4	8	4	16	7	6	6	19
2nd Serve Points Played	10	15	16	41	20	13	10	43
2nd Serve Winning %	40	53	25	39	35	46	60	44
2nd Service Max Speed	kmh	-	-	-	-	-	-	-
	mph	-	-	-	-	-	-	-
Break Points Converted	0	2	2	4	2	1	3	6
Break Points Opportunities	4	4	3	11	5	1	5	11
Break Point Conversion %	0	50	67	36	40	100	60	55
Net Points Won	3	3	6	12	2	6	7	15
Net Point Played	3	3	7	13	3	8	9	20
Net Point Winning %	100	100	86	92	67	75	78	75
Total Points Won	29	31	33	93	37	29	38	104
Winners	4	6	14	24	10	10	6	26
Unforced Errors	25	16	29	70	21	20	16	57
Forehand Winners	2	3	5	10	8	5	4	17
Backhand Winners	2	3	9	14	2	5	2	9
Volley Winners	1	2	3	6	1	1	1	3

	1 Set							
MEDINA G. A	0	*1	1	*1	1	*2	2	*2
BAMMER S	*1	1	*2	3	*4	4	*5	6

	2 Set									
MEDINA G. A	1	*2	3	*3	3	*4	4	*5	5	*6
BAMMER S	*0	0	*0	1	*2	2	*3	3	*4	4

	3 Set									
MEDINA G. A	0	*0	0	*1	2	*2	2	*3	4	*4
BAMMER S	*1	2	*3	3	*3	4	*5	5	*5	6

Note:
 For detailed scorecard information contact venue press centre.

Legend:
A Alternate **Def** Defaulted **Dsq** Disqualified **INV** Invitation **IP** ITF Place Server
Ret Retired **Susp** Suspended **Wo** Walkover **W** Winner *



MATCH STATISTICS
比赛技术统计 / STATISTIQUES DU MATCH

	CRAYBAS Jill	USA	3	2			
W	SCHNYDER Patty (13)	SUI	6	6			
Match elapsed time: 1h09min			37min	32min			

Court: 7

Chair Umpire: ATTYGALA Asitha (SRI)

	CRAYBAS J				SCHNYDER P (13)			
	1Set	2Set	3Set	Total	1Set	2Set	3Set	Total
1st Serve %	62	71		66	50	48		49
Aces	0	0		0	2	1		3
Service Winners	1	0		1	0	0		0
Double Faults	1	0		1	3	0		3
1st Serve Points Won	10	9		19	14	12		26
1st Serve Points Played	21	20		41	18	14		32
1st Serve Winning %	48	45		46	78	86		81
1st Service Max Speed	kmh	-	-	-	-	-		-
	mph	-	-	-	-	-		-
2nd Serve Points Won	6	5		11	8	7		15
2nd Serve Points Played	13	8		21	18	15		33
2nd Serve Winning %	46	63		52	44	47		45
2nd Service Max Speed	kmh	-	-	-	-	-		-
	mph	-	-	-	-	-		-
Break Points Converted	1	0		1	2	2		4
Break Points Opportunities	4	1		5	4	3		7
Break Point Conversion %	25	0		20	50	67		57
Net Points Won	1	1		2	2	1		3
Net Point Played	4	2		6	2	1		3
Net Point Winning %	25	50		33	100	100		100
Total Points Won	30	24		54	40	33		73
Winners	5	4		9	8	11		19
Unforced Errors	29	21		50	21	20		41
Forehand Winners	5	4		9	6	9		15
Backhand Winners	0	0		0	2	2		4
Volley Winners	0	0		0	0	1		1

CRAYBAS J	1 Set								
		0	*1	1	*1	2	*3	3	*3
SCHNYDER P (13)	*1	1	*2	3	*3	3	*4	5	*6

	2 Set							
		*0	0	*0	0	*1	1	*2
	1	*2	3	*4	4	*5	5	*6

Note:
For detailed scorecard information contact venue press centre.

Legend:
A Alternate **Def** Defaulted **Dsq** Disqualified **INV** Invitation **IP** ITF Place
Ret Retired **Susp** Suspended **Wo** Walkover **W** Winner ***** Server



MATCH STATISTICS

比赛技术统计 / STATISTIQUES DU MATCH

W	ZVONAREVA Vera (9)	RUS	6	6			
	YAN Zi	CHN	2	0			
Match elapsed time: 1h04min			31min	33min			

Court: 1

Chair Umpire: MARIA Pascal (FRA)

	ZVONAREVA V (9)				YAN Z			
	1Set	2Set	3Set	Total	1Set	2Set	3Set	Total
1st Serve %	62	67		64	67	57		61
Aces	1	1		2	0	0		0
Service Winners	2	2		4	0	0		0
Double Faults	2	0		2	3	2		5
1st Serve Points Won	11	8		19	4	8		12
1st Serve Points Played	16	12		28	14	17		31
1st Serve Winning %	69	67		68	29	47		39
1st Service Max Speed	kmh	162	155	162	151	153		153
	mph	101	96	101	94	95		95
2nd Serve Points Won	5	5		10	2	4		6
2nd Serve Points Played	10	6		16	7	13		20
2nd Serve Winning %	50	83		63	29	31		30
2nd Service Max Speed	kmh	135	158	158	135	125		135
	mph	84	98	98	84	78		84
Break Points Converted	3	3		6	1	0		1
Break Points Opportunities	6	6		12	1	0		1
Break Point Conversion %	50	50		50	100	0		100
Net Points Won	2	0		2	0	3		3
Net Point Played	3	0		3	0	5		5
Net Point Winning %	67	0		67	0	60		60
Total Points Won	31	31		62	16	17		33
Winners	5	4		9	3	4		7
Unforced Errors	11	13		24	20	22		42
Forehand Winners	4	2		6	3	4		7
Backhand Winners	1	2		3	0	0		0
Volley Winners	0	0		0	0	1		1

	1 Set						2 Set							
	*1	1	*2	3	*4	5	*5	6	*1	2	*3	4	*5	6
ZVONAREVA V (9)														
YAN Z	0	*1	1	*1	1	*1	2	*2	0	*0	0	*0	0	*0

Note:

For detailed scorecard information contact venue press centre.

Legend:

A Alternate **Def** Defaulted **Dsq** Disqualified **INV** Invitation **IP** ITF Place
Ret Retired **Susp** Suspended **Wo** Walkover **W** Winner * Server



MATCH STATISTICS

比赛技术统计 / STATISTIQUES DU MATCH

W	PEER Shahr	ISR	6	5	6		
	CIRSTEA Sorana	ROU	3	7	0		
Match elapsed time: 2h20min			38min	59min	43min		

Court: 5

Chair Umpire: ZALOGA Gabriela (POL)

	PEER S				CIRSTEA S			
	1Set	2Set	3Set	Total	1Set	2Set	3Set	Total
1st Serve %	55	53	63	55	39	43	47	43
Aces	0	0	3	3	0	2	0	2
Service Winners	1	2	1	4	2	2	3	7
Double Faults	1	3	1	5	2	1	1	4
1st Serve Points Won	10	9	8	27	6	11	5	22
1st Serve Points Played	16	20	10	46	11	20	9	40
1st Serve Winning %	63	45	80	59	55	55	56	55
1st Service Max Speed	kmh	-	-	-	kmh	-	-	-
	mph	-	-	-	mph	-	-	-
2nd Serve Points Won	6	6	4	16	6	12	1	19
2nd Serve Points Played	13	18	6	37	17	27	10	54
2nd Serve Winning %	46	33	67	43	35	44	10	35
2nd Service Max Speed	kmh	-	-	-	kmh	-	-	-
	mph	-	-	-	mph	-	-	-
Break Points Converted	3	3	3	9	1	4	0	5
Break Points Opportunities	4	7	4	15	4	6	0	10
Break Point Conversion %	75	43	75	60	25	67	0	50
Net Points Won	1	2	1	4	2	2	0	4
Net Point Played	1	6	1	8	6	4	1	11
Net Point Winning %	100	33	100	50	33	50	0	36
Total Points Won	32	39	25	96	25	46	10	81
Winners	10	15	6	31	6	16	2	24
Unforced Errors	16	23	4	43	19	21	14	54
Forehand Winners	6	9	5	20	5	7	2	14
Backhand Winners	4	6	1	11	1	9	0	10
Volley Winners	0	1	0	1	1	1	0	2

	1 Set								2 Set								3 Set										
PEER S	1	*2	2	*2	3	*4	4	*5	6	*0	0	*0	0	*0	1	*2	3	*4	5	*5	5	*1	2	*3	4	*5	6
CIRSTEA S	*0	0	*1	2	*2	2	*3	3	*3	1	*2	3	*4	5	*5	5	*5	5	*5	6	*7	0	*0	0	*0	0	*0

Note:
 For detailed scorecard information contact venue press centre.

Legend:
A Alternate **Def** Defaulted **Dsq** Disqualified **INV** Invitation **IP** ITF Place Server
Ret Retired **Susp** Suspended **Wo** Walkover **W** Winner *



MATCH STATISTICS
 比赛技术统计 / STATISTIQUES DU MATCH

	AMANMURADOVA Akgul	UZB	4	2			
W	SCHIAVONE Francesca	ITA	6	6			
Match elapsed time: 1h08min			34min	34min			

Court: 4

Chair Umpire: NOUNI Kader (FRA)

	AMANMURADOVA A				SCHIAVONE F			
	1Set	2Set	3Set	Total	1Set	2Set	3Set	Total
1st Serve %	66	60		63	48	57		52
Aces	3	3		6	1	1		2
Service Winners	0	0		0	0	0		0
Double Faults	0	1		1	4	1		5
1st Serve Points Won	11	9		20	12	10		22
1st Serve Points Played	19	15		34	13	12		25
1st Serve Winning %	58	60		59	92	83		88
1st Service Max Speed	kmh	-	-	-	-	-		-
	mph	-	-	-	-	-		-
2nd Serve Points Won	4	4		8	6	6		12
2nd Serve Points Played	10	10		20	14	9		23
2nd Serve Winning %	40	40		40	43	67		52
2nd Service Max Speed	kmh	-	-	-	-	-		-
	mph	-	-	-	-	-		-
Break Points Converted	1	0		1	2	2		4
Break Points Opportunities	2	0		2	2	4		6
Break Point Conversion %	50	0		50	100	50		67
Net Points Won	1	2		3	3	4		7
Net Point Played	3	6		9	3	5		8
Net Point Winning %	33	33		33	100	80		88
Total Points Won	24	18		42	32	28		60
Winners	1	2		3	4	6		10
Unforced Errors	27	20		47	16	12		28
Forehand Winners	1	2		3	3	5		8
Backhand Winners	0	0		0	1	1		2
Volley Winners	0	2		2	2	1		3

	1 Set										2 Set							
AMANMURADOVA A	*0	0	*0	1	*2	2	*3	3	*4	4	*0	0	*1	1	*1	1	*2	2
SCHIAVONE F	1	*2	3	*3	3	*4	4	*5	5	*6	1	*2	2	*3	4	*5	5	*6

Note:
 For detailed scorecard information contact venue press centre.

Legend:
A Alternate **Def** Defaulted **Dsq** Disqualified **INV** Invitation **IP** ITF Place Server
Ret Retired **Susp** Suspended **Wo** Walkover **W** Winner *



MATCH STATISTICS

比赛技术统计 / STATISTIQUES DU MATCH

	CHAN Yung-Jan(IP)	TPE	1	6(6)			
W	RADWANSKA Agnieszka (8)	POL	6	7			
Match elapsed time: 1h34min			31min	63min			

Court: 3

Chair Umpire: VRHOVEC Tamara (CRO)

	CHAN YJ(IP)				RADWANSKA A (8)			
	1Set	2Set	3Set	Total	1Set	2Set	3Set	Total
1st Serve %	43	59		53	65	57		60
Aces	0	0		0	2	0		2
Service Winners	4	5		9	8	8		16
Double Faults	2	1		3	1	0		1
1st Serve Points Won	9	13		22	10	12		22
1st Serve Points Played	13	26		39	13	23		36
1st Serve Winning %	69	50		56	77	52		61
1st Service Max Speed	kmh	-	-	-	-	-		-
	mph	-	-	-	-	-		-
2nd Serve Points Won	4	8		12	6	6		12
2nd Serve Points Played	17	18		35	7	17		24
2nd Serve Winning %	24	44		34	86	35		50
2nd Service Max Speed	kmh	-	-	-	-	-		-
	mph	-	-	-	-	-		-
Break Points Converted	0	3		3	2	3		5
Break Points Opportunities	0	4		4	6	5		11
Break Point Conversion %	0	75		75	33	60		45
Net Points Won	4	10		14	3	6		9
Net Point Played	8	16		24	5	10		15
Net Point Winning %	50	63		58	60	60		60
Total Points Won	17	43		60	33	41		74
Winners	9	23		32	9	14		23
Unforced Errors	12	18		30	3	15		18
Forehand Winners	5	14		19	6	5		11
Backhand Winners	4	9		13	3	9		12
Volley Winners	2	1		3	0	3		3

	1 Set						
	0	*0	0	*0	0	*1	1
CHAN YJ(IP)							
RADWANSKA A (8)	*1	2	*3	4	*5	5	*6

	2 Set													
	*0	1	*2	3	*4	5	*5	5	*5	5	*6	6	6(6)	
CHAN YJ(IP)														
RADWANSKA A (8)	1	*1	1	*1	1	*1	2	*3	4	*5	5	*6	7	

Note:
For detailed scorecard information contact venue press centre.

Legend:
A Alternate **Def** Defaulted **Dsq** Disqualified **INV** Invitation **IP** ITF Place
Ret Retired **Susp** Suspended **Wo** Walkover **W** Winner * Server



MATCH STATISTICS
 比赛技术统计 / STATISTIQUES DU MATCH

W	WILLIAMS Serena (4)	USA	6	6			
	GOVORTSOVA Olga	BLR	3	1			
Match elapsed time: 1h19min			49min	30min			

Court: Centre

Chair Umpire: LANG Alison (GBR)

	WILLIAMS S (4)				GOVORTSOVA O			
	1Set	2Set	3Set	Total	1Set	2Set	3Set	Total
1st Serve %	49	64		53	64	57		61
Aces	3	4		7	1	0		1
Service Winners	4	2		6	3	1		4
Double Faults	2	0		2	3	6		9
1st Serve Points Won	14	8		22	14	11		25
1st Serve Points Played	17	9		26	28	17		45
1st Serve Winning %	82	89		85	50	65		56
1st Service Max Speed	kmh	172	170	172	151	153		153
	mph	107	106	107	94	95		95
2nd Serve Points Won	8	4		12	8	2		10
2nd Serve Points Played	18	5		23	16	13		29
2nd Serve Winning %	44	80		52	50	15		34
2nd Service Max Speed	kmh	144	161	161	141	144		144
	mph	89	100	100	88	89		89
Break Points Converted	2	3		5	1	0		1
Break Points Opportunities	8	5		13	3	0		3
Break Point Conversion %	25	60		38	33	0		33
Net Points Won	3	3		6	1	0		1
Net Point Played	4	3		7	1	0		1
Net Point Winning %	75	100		86	100	0		100
Total Points Won	44	29		73	35	15		50
Winners	10	5		15	4	4		8
Unforced Errors	25	10		35	24	12		36
Forehand Winners	4	4		8	1	1		2
Backhand Winners	6	1		7	3	3		6
Volley Winners	2	2		4	1	0		1

	1 Set									
WILLIAMS S (4)	*1	2	*3	3	*4	5	*5	5	*6	
GOVORTSOVA O	0	*0	0	*1	1	*1	2	*3	3	

	2 Set						
WILLIAMS S (4)	1	*2	2	*3	4	*5	6
GOVORTSOVA O	*0	0	*1	1	*1	1	*1

Note:
 For detailed scorecard information contact venue press centre.

Legend:
A Alternate **Def** Defaulted **Dsq** Disqualified **INV** Invitation **IP** ITF Place
Ret Retired **Susp** Suspended **Wo** Walkover **W** Winner ***** Server



MATCH STATISTICS
 比赛技术统计 / STATISTIQUES DU MATCH

W	STOSUR Samantha	AUS	6	6			
	ERRANI Sara	ITA	3	2			
Match elapsed time: 1h27min			35min	52min			

Court: 6

Chair Umpire: KAHN Yvette (ISR)

	STOSUR S				ERRANI S			
	1Set	2Set	3Set	Total	1Set	2Set	3Set	Total
1st Serve %	68	69		69	69	82		76
Aces	3	3		6	1	0		1
Service Winners	0	0		0	0	0		0
Double Faults	2	1		3	0	1		1
1st Serve Points Won	16	19		35	13	15		28
1st Serve Points Played	17	27		44	22	28		50
1st Serve Winning %	94	70		80	59	54		56
1st Service Max Speed	kmh	-	-	-	-	-		-
	mph	-	-	-	-	-		-
2nd Serve Points Won	5	5		10	5	3		8
2nd Serve Points Played	8	12		20	10	6		16
2nd Serve Winning %	63	42		50	50	50		50
2nd Service Max Speed	kmh	-	-	-	-	-		-
	mph	-	-	-	-	-		-
Break Points Converted	1	2		3	0	0		0
Break Points Opportunities	5	4		9	0	3		3
Break Point Conversion %	20	50		33	0	0		0
Net Points Won	4	3		7	0	4		4
Net Point Played	5	6		11	1	5		6
Net Point Winning %	80	50		64	0	80		67
Total Points Won	35	40		75	22	33		55
Winners	14	15		29	1	4		5
Unforced Errors	18	28		46	18	21		39
Forehand Winners	11	13		24	1	2		3
Backhand Winners	3	2		5	0	2		2
Volley Winners	2	1		3	0	2		2

	1 Set								2 Set								
STOSUR S	*1	1	*2	2	*3	4	*5	5	*6	0	*1	1	*2	3	*4	5	*6
ERRANI S	0	*1	1	*2	2	*2	2	*3	3	*1	1	*2	2	*2	2	*2	2

Note:
 For detailed scorecard information contact venue press centre.

Legend:
A Alternate **Def** Defaulted **Dsq** Disqualified **INV** Invitation **IP** ITF Place
Ret Retired **Susp** Suspended **Wo** Walkover **W** Winner ***** Server



MATCH STATISTICS

比赛技术统计 / STATISTIQUES DU MATCH

W	PENG Shuai	CHN	7	7			
	SUAREZ NAVARRO Carla	ESP	5	6(2)			
Match elapsed time: 2h05min			58min	67min			

Court: 1

Chair Umpire: VRHOVEC Tamara (CRO)

	PENG S				SUAREZ NAVARRO C			
	1Set	2Set	3Set	Total	1Set	2Set	3Set	Total
1st Serve %	62	68		65	71	63		67
Aces	0	0		0	0	0		0
Service Winners	2	1		3	0	2		2
Double Faults	0	0		0	2	2		4
1st Serve Points Won	12	20		32	17	19		36
1st Serve Points Played	21	27		48	30	30		60
1st Serve Winning %	57	74		67	57	63		60
1st Service Max Speed	kmh	162	168	168	159	168		168
	mph	101	104	104	99	104		104
2nd Serve Points Won	6	7		13	2	7		9
2nd Serve Points Played	13	13		26	12	18		30
2nd Serve Winning %	46	54		50	17	39		30
2nd Service Max Speed	kmh	127	138	138	145	168		168
	mph	79	86	86	90	104		104
Break Points Converted	4	1		5	3	1		4
Break Points Opportunities	9	6		15	6	3		9
Break Point Conversion %	44	17		33	50	33		44
Net Points Won	1	2		3	2	2		4
Net Point Played	3	4		7	2	2		4
Net Point Winning %	33	50		43	100	100		100
Total Points Won	41	49		90	35	39		74
Winners	11	9		20	8	7		15
Unforced Errors	27	30		57	26	37		63
Forehand Winners	4	1		5	7	6		13
Backhand Winners	7	8		15	1	1		2
Volley Winners	0	1		1	1	2		3

	1 Set										2 Set														
	1	*1	2	*3	3	*3	4	*4	4	*5	6	*7	1	*2	2	*3	3	*4	4	*5	5	*5	5	*6	7
PENG S																									
SUAREZ NAVARRO C	*0	1	*1	1	*2	3	*3	4	*5	5	*5	5	*0	0	*1	1	*2	2	*3	3	*4	5	*6	6	6(2)

Note:
 For detailed scorecard information contact venue press centre.

Legend:
A Alternate **Def** Defaulted **Dsq** Disqualified **INV** Invitation **IP** ITF Place Server
Ret Retired **Susp** Suspended **Wo** Walkover **W** Winner *



MATCH STATISTICS

比赛技术统计 / STATISTIQUES DU MATCH

	VAIDISOVA Nicole	CZE	6	1	4		
W	CORNET Alize (15)	FRA	4	6	6		
Match elapsed time: 1h39min			34min	19min	46min		

Court: 3

Chair Umpire: HERFEL Roland (GER)

	VAIDISOVA N				CORNET A (15)			
	1Set	2Set	3Set	Total	1Set	2Set	3Set	Total
1st Serve %	61	44	59	57	68	94	63	70
Aces	3	0	0	3	4	5	1	10
Service Winners	6	1	0	7	6	6	1	13
Double Faults	0	2	2	4	3	0	2	5
1st Serve Points Won	15	3	4	22	13	15	17	45
1st Serve Points Played	22	8	16	46	19	15	25	59
1st Serve Winning %	68	38	25	48	68	100	68	76
1st Service Max Speed	kmh	-	-	-	-	-	-	-
	mph	-	-	-	-	-	-	-
2nd Serve Points Won	10	4	8	22	5	1	5	11
2nd Serve Points Played	14	10	11	35	9	1	15	25
2nd Serve Winning %	71	40	73	63	56	100	33	44
2nd Service Max Speed	kmh	-	-	-	-	-	-	-
	mph	-	-	-	-	-	-	-
Break Points Converted	1	0	2	3	0	2	3	5
Break Points Opportunities	1	0	7	8	7	3	4	14
Break Point Conversion %	100	0	29	38	0	67	75	36
Net Points Won	2	1	1	4	0	1	4	5
Net Point Played	2	2	4	8	0	1	7	8
Net Point Winning %	100	50	25	50	0	100	57	63
Total Points Won	35	7	30	72	29	27	37	93
Winners	9	2	6	17	3	2	8	13
Unforced Errors	16	12	25	53	14	4	22	40
Forehand Winners	7	2	6	15	2	2	5	9
Backhand Winners	2	0	0	2	1	0	3	4
Volley Winners	0	0	1	1	0	0	1	1

VAIDISOVA N	1 Set					
	1	*2	2	*3	3	*4
CORNET A (15)	*0	0	*1	1	*2	2

	2 Set					
	0	*1	1	*1	1	*1
	*1	1	*2	3	*4	5

	3 Set					
	*1	1	*2	3	*3	3
	0	*1	1	*1	2	*3

Note:
For detailed scorecard information contact venue press centre.

Legend:
A Alternate **Def** Defaulted **Dsq** Disqualified **INV** Invitation **IP** ITF Place Server
Ret Retired **Susp** Suspended **Wo** Walkover **W** Winner *



MATCH STATISTICS

比赛技术统计 / STATISTIQUES DU MATCH

W	HANTUCHOVA Daniela (10)	SVK	6	7			
	SUGIYAMA Ai	JPN	2	5			
Match elapsed time: 1h49min			35min	74min			

Court: 2

Chair Umpire: ZALOGA Gabriela (POL)

	HANTUCHOVA D (10)				SUGIYAMA A			
	1Set	2Set	3Set	Total	1Set	2Set	3Set	Total
1st Serve %	61	72		68	54	59		58
Aces	1	1		2	0	0		0
Service Winners	0	0		0	1	1		2
Double Faults	1	0		1	3	2		5
1st Serve Points Won	9	18		27	7	19		26
1st Serve Points Played	14	26		40	13	29		42
1st Serve Winning %	64	69		68	54	66		62
1st Service Max Speed	kmh 155	153		155	151	152		152
	mph 96	95		96	94	94		94
2nd Serve Points Won	4	6		10	2	8		10
2nd Serve Points Played	9	10		19	11	20		31
2nd Serve Winning %	44	60		53	18	40		32
2nd Service Max Speed	kmh 153	144		153	127	139		139
	mph 95	89		95	79	86		86
Break Points Converted	3	2		5	1	1		2
Break Points Opportunities	3	3		6	1	1		2
Break Point Conversion %	100	67		83	100	100		100
Net Points Won	2	3		5	0	2		2
Net Point Played	2	3		5	0	3		3
Net Point Winning %	100	100		100	0	67		67
Total Points Won	28	46		74	19	39		58
Winners	7	11		18	1	4		5
Unforced Errors	16	34		50	17	32		49
Forehand Winners	6	5		11	1	2		3
Backhand Winners	1	6		7	0	2		2
Volley Winners	1	0		1	0	0		0

	1 Set							
HANTUCHOVA D (10)	*1	2	*3	4	*5	5	*5	6
SUGIYAMA A	0	*0	0	*0	0	*1	2	*2

	2 Set													
HANTUCHOVA D (10)	*1	2	*3	3	*4	4	*5	5	*5	5	*6	7		
SUGIYAMA A	0	*0	0	*1	1	*2	2	*3	4	*5	5	*5		

Note:

For detailed scorecard information contact venue press centre.

Legend:

A Alternate Def Defaulted Dsq Disqualified INV Invitation IP ITF Place
Ret Retired Susp Suspended Wo Walkover W Winner * Server



MATCH STATISTICS
 比赛技术统计 / STATISTIQUES DU MATCH

	SFAR Selima(IP)	TUN	4	1			
W	WOZNIACKI Caroline	DEN	6	6			
Match elapsed time: 1h13min			34min	39min			

Court: 5

Chair Umpire: ASDERAKI Eva (GRE)

	SFAR S(IP)				WOZNIACKI C			
	1Set	2Set	3Set	Total	1Set	2Set	3Set	Total
1st Serve %	62	52		57	57	53		55
Aces	1	0		1	2	2		4
Service Winners	0	0		0	0	0		0
Double Faults	2	3		5	2	1		3
1st Serve Points Won	13	7		20	10	7		17
1st Serve Points Played	21	16		37	13	9		22
1st Serve Winning %	62	44		54	77	78		77
1st Service Max Speed	kmh	-	-	-	-	-		-
	mph	-	-	-	-	-		-
2nd Serve Points Won	4	7		11	7	6		13
2nd Serve Points Played	13	15		28	10	8		18
2nd Serve Winning %	31	47		39	70	75		72
2nd Service Max Speed	kmh	-	-	-	-	-		-
	mph	-	-	-	-	-		-
Break Points Converted	1	0		1	2	3		5
Break Points Opportunities	2	1		3	4	6		10
Break Point Conversion %	50	0		33	50	50		50
Net Points Won	4	3		7	4	4		8
Net Point Played	7	5		12	6	7		13
Net Point Winning %	57	60		58	67	57		62
Total Points Won	23	18		41	34	30		64
Winners	5	6		11	9	12		21
Unforced Errors	21	13		34	15	11		26
Forehand Winners	4	5		9	5	4		9
Backhand Winners	1	1		2	4	8		12
Volley Winners	1	1		2	1	2		3

	1 Set									
SFAR S(IP)	*0	0	*1	1	*2	3	*3	3	*4	4
WOZNIACKI C	1	*2	2	*3	3	*3	4	*5	5	*6

	2 Set								
SFAR S(IP)	*0	0	*1	1	*1	1	*1	1	*1
WOZNIACKI C	1	*2	2	*3	4	*5	6		

Note:
 For detailed scorecard information contact venue press centre.

Legend:
A Alternate **Def** Defaulted **Dsq** Disqualified **INV** Invitation **IP** ITF Place Server
Ret Retired **Susp** Suspended **Wo** Walkover **W** Winner *



MATCH STATISTICS

比赛技术统计 / STATISTIQUES DU MATCH

	TANASUGARN Tamarine(IP)	THA	2	1			
W	ARVIDSSON Sofia	SWE	6	6			
Match elapsed time: 59min			32min	27min			

Court: 5

Chair Umpire: KATEBI Ali (IRI)

	TANASUGARN T(IP)				ARVIDSSON S			
	1Set	2Set	3Set	Total	1Set	2Set	3Set	Total
1st Serve %	64	61		62	68	63		66
Aces	2	1		3	0	0		0
Service Winners	0	0		0	1	0		1
Double Faults	2	0		2	3	0		3
1st Serve Points Won	9	8		17	17	6		23
1st Serve Points Played	16	17		33	25	10		35
1st Serve Winning %	56	47		52	68	60		66
1st Service Max Speed	kmh	-	-	-	-	-		-
	mph	-	-	-	-	-		-
2nd Serve Points Won	4	2		6	6	3		9
2nd Serve Points Played	9	11		20	12	6		18
2nd Serve Winning %	44	18		30	50	50		50
2nd Service Max Speed	kmh	-	-	-	-	-		-
	mph	-	-	-	-	-		-
Break Points Converted	0	1		1	2	4		6
Break Points Opportunities	5	2		7	2	9		11
Break Point Conversion %	0	50		14	100	44		55
Net Points Won	1	2		3	3	2		5
Net Point Played	3	2		5	4	2		6
Net Point Winning %	33	100		60	75	100		83
Total Points Won	27	17		44	35	27		62
Winners	7	7		14	7	6		13
Unforced Errors	25	21		46	15	9		24
Forehand Winners	7	4		11	4	4		8
Backhand Winners	0	3		3	3	2		5
Volley Winners	1	0		1	1	1		2

	1 Set								2 Set							
TANASUGARN T(IP)	*0	0	*1	1	*2	2	*2	2	*0	0	*0	1	*1	1	*1	
ARVIDSSON S	1	*2	2	*3	3	*4	5	*6	1	*2	3	*3	4	*5	6	

Note:
 For detailed scorecard information contact venue press centre.

Legend:
A Alternate **Def** Defaulted **Dsq** Disqualified **INV** Invitation **IP** ITF Place Server
Ret Retired **Susp** Suspended **Wo** Walkover **W** Winner *



MATCH STATISTICS
比赛技术统计 / STATISTIQUES DU MATCH

	BONDARENKO Kateryna	UKR	1	4			
W	DEMENTIEVA Elena (5)	RUS	6	6			
Match elapsed time: 1h20min			27min	53min			

Court: Centre

Chair Umpire: ALVES Mariana (POR)

	BONDARENKO K				DEMENTIEVA E (5)			
	1Set	2Set	3Set	Total	1Set	2Set	3Set	Total
1st Serve %	54	67		62	65	53		58
Aces	0	2		2	1	0		1
Service Winners	2	4		6	0	1		1
Double Faults	3	3		6	2	3		5
1st Serve Points Won	5	18		23	7	9		16
1st Serve Points Played	14	30		44	13	17		30
1st Serve Winning %	36	60		52	54	53		53
1st Service Max Speed	kmh 163	164		164	167	170		170
	mph 101	102		102	104	106		106
2nd Serve Points Won	3	5		8	4	11		15
2nd Serve Points Played	12	15		27	7	15		22
2nd Serve Winning %	25	33		30	57	73		68
2nd Service Max Speed	kmh 154	164		164	159	144		159
	mph 96	102		102	99	89		99
Break Points Converted	1	1		2	4	2		6
Break Points Opportunities	2	5		7	9	7		16
Break Point Conversion %	50	20		29	44	29		38
Net Points Won	0	2		2	1	4		5
Net Point Played	3	3		6	1	4		5
Net Point Winning %	0	67		33	100	100		100
Total Points Won	17	35		52	29	42		71
Winners	3	5		8	4	6		10
Unforced Errors	21	32		53	10	21		31
Forehand Winners	2	0		2	4	5		9
Backhand Winners	1	5		6	0	1		1
Volley Winners	0	1		1	1	1		2

	1 Set						
	BONDARENKO K	*0	0	*0	0	*0	1
DEMENTIEVA E (5)	1	*2	3	*4	5	*5	6

	2 Set									
	BONDARENKO K	1	*1	1	*2	2	*3	3	*4	4
DEMENTIEVA E (5)	*0	1	*2	2	*3	3	*4	4	*5	6

Note:
For detailed scorecard information contact venue press centre.

Legend:
A Alternate **Def** Defaulted **Dsq** Disqualified **INV** Invitation **IP** ITF Place
Ret Retired **Susp** Suspended **Wo** Walkover **W** Winner ***** Server



MATCH STATISTICS
 比赛技术统计 / STATISTIQUES DU MATCH

W	WILLIAMS Venus (7)	USA	6	6			
	BACSINSZKY Timea	SUI	3	2			
Match elapsed time: 1h13min			37min	36min			

Court: Centre

Chair Umpire: HERFEL Roland (GER)

	WILLIAMS V (7)				BACSINSZKY T			
	1Set	2Set	3Set	Total	1Set	2Set	3Set	Total
1st Serve %	66	50		60	40	56		49
Aces	0	3		3	2	3		5
Service Winners	4	2		6	3	2		5
Double Faults	1	2		3	2	2		4
1st Serve Points Won	15	9		24	7	10		17
1st Serve Points Played	21	10		31	8	15		23
1st Serve Winning %	71	90		77	88	67		74
1st Service Max Speed	kmh	191	192	192	170	167		170
	mph	119	119	119	106	104		106
2nd Serve Points Won	7	7		14	6	4		10
2nd Serve Points Played	11	10		21	12	12		24
2nd Serve Winning %	64	70		67	50	33		42
2nd Service Max Speed	kmh	145	149	149	140	134		140
	mph	90	93	93	87	83		87
Break Points Converted	1	2		3	0	0		0
Break Points Opportunities	1	5		6	0	0		0
Break Point Conversion %	100	40		50	0	0		0
Net Points Won	4	2		6	0	0		0
Net Point Played	4	2		6	2	2		4
Net Point Winning %	100	100		100	0	0		0
Total Points Won	29	29		58	23	18		41
Winners	9	5		14	4	3		7
Unforced Errors	13	8		21	14	17		31
Forehand Winners	6	3		9	2	0		2
Backhand Winners	3	2		5	2	3		5
Volley Winners	0	1		1	0	0		0

	1 Set									
WILLIAMS V (7)	*1	1	*2	2	*3	4	*5	5	*6	
BACSINSZKY T	0	*1	1	*2	2	*2	2	*3	3	

	2 Set									
WILLIAMS V (7)	0	*1	2	*3	4	*5	5	*6		
BACSINSZKY T	*1	1	*1	1	*1	1	*2	2		

Note:
 For detailed scorecard information contact venue press centre.

Legend:
A Alternate **Def** Defaulted **Dsq** Disqualified **INV** Invitation **IP** ITF Place
Ret Retired **Susp** Suspended **Wo** Walkover **W** Winner * Server



MATCH STATISTICS

比赛技术统计 / STATISTIQUES DU MATCH

	DULKO Gisela	ARG	3	4			
W	DELLACQUA Casey	AUS	6	6			
Match elapsed time: 1h23min			36min	47min			

Court: 3

Chair Umpire: VRHOVEC Tamara (CRO)

	DULKO G				DELLACQUA C			
	1Set	2Set	3Set	Total	1Set	2Set	3Set	Total
1st Serve %	61	58		59	65	50		58
Aces	3	2		5	0	1		1
Service Winners	1	4		5	7	3		10
Double Faults	1	3		4	2	2		4
1st Serve Points Won	11	15		26	19	9		28
1st Serve Points Played	19	26		45	24	15		39
1st Serve Winning %	58	58		58	79	60		72
1st Service Max Speed	kmh	-	-	-	-	-		-
	mph	-	-	-	-	-		-
2nd Serve Points Won	4	7		11	4	8		12
2nd Serve Points Played	12	19		31	13	15		28
2nd Serve Winning %	33	37		35	31	53		43
2nd Service Max Speed	kmh	-	-	-	-	-		-
	mph	-	-	-	-	-		-
Break Points Converted	1	2		3	2	3		5
Break Points Opportunities	3	3		6	5	7		12
Break Point Conversion %	33	67		50	40	43		42
Net Points Won	1	1		2	0	1		1
Net Point Played	1	2		3	1	1		2
Net Point Winning %	100	50		67	0	100		50
Total Points Won	29	35		64	39	40		79
Winners	4	9		13	12	5		17
Unforced Errors	19	28		47	19	18		37
Forehand Winners	3	8		11	5	4		9
Backhand Winners	1	1		2	7	1		8
Volley Winners	1	0		1	0	0		0

	1 Set								
DULKO G	0	*1	1	*1	1	*1	2	*3	3
DELLACQUA C	*1	1	*2	3	*4	5	*5	5	*6

	2 Set									
DULKO G	*0	1	*1	2	*3	3	*4	4	*4	4
DELLACQUA C	1	*1	2	*2	2	*3	3	*4	5	*6

Note:
For detailed scorecard information contact venue press centre.

Legend:
A Alternate **Def** Defaulted **Dsq** Disqualified **INV** Invitation **IP** ITF Place
Ret Retired **Susp** Suspended **Wo** Walkover **W** Winner ***** Server



MATCH STATISTICS
 比赛技术统计 / STATISTIQUES DU MATCH

	PEREBIYNIS Tatiana	UKR	4	7	4		
W	AZARENKA Victoria (12)	BLR	6	5	6		
Match elapsed time: 2h31min			36min	57min	58min		

Court: 6

Chair Umpire: LANG Alison (GBR)

	PEREBIYNIS T				AZARENKA V (12)			
	1Set	2Set	3Set	Total	1Set	2Set	3Set	Total
1st Serve %	67	56	54	58	65	62	73	67
Aces	5	1	4	10	3	0	0	3
Service Winners	10	11	4	25	8	6	3	17
Double Faults	2	3	2	7	0	5	4	9
1st Serve Points Won	16	11	16	43	14	18	17	49
1st Serve Points Played	22	20	22	64	17	29	30	76
1st Serve Winning %	73	55	73	67	82	62	57	64
1st Service Max Speed	kmh	-	-	-	kmh	-	-	-
	mph	-	-	-	mph	-	-	-
2nd Serve Points Won	5	8	3	16	7	6	5	18
2nd Serve Points Played	11	16	19	46	9	18	11	38
2nd Serve Winning %	45	50	16	35	78	33	45	47
2nd Service Max Speed	kmh	-	-	-	kmh	-	-	-
	mph	-	-	-	mph	-	-	-
Break Points Converted	0	3	2	5	1	2	3	6
Break Points Opportunities	0	9	4	13	3	2	10	15
Break Point Conversion %	0	33	50	38	33	100	30	40
Net Points Won	2	4	1	7	5	2	3	10
Net Point Played	2	6	3	11	5	6	5	16
Net Point Winning %	100	67	33	64	100	33	60	63
Total Points Won	26	42	38	106	33	41	44	118
Winners	2	11	11	24	6	12	11	29
Unforced Errors	14	20	28	62	9	14	15	38
Forehand Winners	1	9	10	20	4	7	9	20
Backhand Winners	1	2	1	4	2	5	2	9
Volley Winners	2	3	0	5	1	0	2	3

	1 Set										2 Set										3 Set											
PEREBIYNIS T	*1	1	*2	2	*3	3	*4	4	*4	4	*0	0	*0	1	*2	2	*3	3	*4	5	*6	7	*0	0	*1	2	*2	3	*4	4	*4	4
AZARENKA V (12)	0	*1	1	*2	2	*3	3	*4	5	*6	1	*2	3	*3	3	*4	4	*5	5	*5	5	*5	1	*2	2	*2	3	*3	3	*4	5	*6

Note:
 For detailed scorecard information contact venue press centre.

Legend:
A Alternate **Def** Defaulted **Dsq** Disqualified **INV** Invitation **IP** ITF Place Server
Ret Retired **Susp** Suspended **Wo** Walkover **W** Winner *



MATCH STATISTICS
 比赛技术统计 / STATISTIQUES DU MATCH

	PENNETTA Flavia (14)	ITA	2	6(6)			
W	KANEPI Kaia	EST	6	7			
Match elapsed time: 1h36min			30min	66min			

Court: 7

Chair Umpire: GRAFF Lars (SWE)

	PENNETTA F (14)				KANEPI K			
	1Set	2Set	3Set	Total	1Set	2Set	3Set	Total
1st Serve %	45	54		51	50	45		47
Aces	3	0		3	0	2		2
Service Winners	1	1		2	1	1		2
Double Faults	3	3		6	4	4		8
1st Serve Points Won	5	13		18	11	13		24
1st Serve Points Played	10	28		38	14	21		35
1st Serve Winning %	50	46		47	79	62		69
1st Service Max Speed	kmh	-	-	-	-	-	-	-
	mph	-	-	-	-	-	-	-
2nd Serve Points Won	3	9		12	5	8		13
2nd Serve Points Played	12	24		36	14	26		40
2nd Serve Winning %	25	38		33	36	31		33
2nd Service Max Speed	kmh	-	-	-	-	-	-	-
	mph	-	-	-	-	-	-	-
Break Points Converted	1	4		5	3	4		7
Break Points Opportunities	1	9		10	4	8		12
Break Point Conversion %	100	44		50	75	50		58
Net Points Won	1	1		2	2	3		5
Net Point Played	2	3		5	2	8		10
Net Point Winning %	50	33		40	100	38		50
Total Points Won	20	48		68	30	51		81
Winners	1	4		5	6	13		19
Unforced Errors	20	32		52	11	39		50
Forehand Winners	1	4		5	3	10		13
Backhand Winners	0	0		0	3	3		6
Volley Winners	0	0		0	0	1		1

	1 Set							
PENNETTA F (14)	0	*0	0	*0	0	*1	2	*2
KANEPI K	*1	2	*3	4	*5	5	*5	6

	2 Set												
PENNETTA F (14)	0	*0	1	*1	2	*3	4	*4	5	*5	5	*6	6(6)
KANEPI K	*1	2	*2	3	*3	3	*3	4	*4	5	*6	6	7

Note:
 For detailed scorecard information contact venue press centre.

Legend:
A Alternate **Def** Defaulted **Dsq** Disqualified **INV** Invitation **IP** ITF Place Server
Ret Retired **Susp** Suspended **Wo** Walkover **W** Winner *



MATCH STATISTICS
比赛技术统计 / STATISTIQUES DU MATCH

	DANIILIDOU Eleni	GRE	3	3			
W	RAZZANO Virginie	FRA	6	6			
Match elapsed time: 1h19min			36min	43min			

Court: 9

Chair Umpire: ABDEL-AZIM Ahmed (EGY)

	DANIILIDOU E				RAZZANO V			
	1Set	2Set	3Set	Total	1Set	2Set	3Set	Total
1st Serve %	62	70		66	61	46		55
Aces	1	0		1	3	1		4
Service Winners	0	0		0	1	2		3
Double Faults	2	2		4	3	3		6
1st Serve Points Won	9	11		20	16	8		24
1st Serve Points Played	16	21		37	19	11		30
1st Serve Winning %	56	52		54	84	73		80
1st Service Max Speed	kmh	-	-	-	-	-		-
	mph	-	-	-	-	-		-
2nd Serve Points Won	6	4		10	7	6		13
2nd Serve Points Played	10	9		19	12	13		25
2nd Serve Winning %	60	44		53	58	46		52
2nd Service Max Speed	kmh	-	-	-	-	-		-
	mph	-	-	-	-	-		-
Break Points Converted	0	1		1	1	3		4
Break Points Opportunities	2	2		4	4	5		9
Break Point Conversion %	0	50		25	25	60		44
Net Points Won	2	1		3	2	2		4
Net Point Played	2	1		3	3	3		6
Net Point Winning %	100	100		100	67	67		67
Total Points Won	23	25		48	34	29		63
Winners	3	4		7	11	11		22
Unforced Errors	17	13		30	16	18		34
Forehand Winners	3	2		5	8	9		17
Backhand Winners	0	2		2	3	2		5
Volley Winners	1	0		1	0	0		0

	1 Set								
DANIILIDOU E	0	*1	1	*2	2	*2	2	*3	3
RAZZANO V	*1	1	*2	2	*3	4	*5	5	*6

	2 Set								
DANIILIDOU E	*0	0	*1	1	*2	3	*3	3	*3
RAZZANO V	1	*2	2	*3	3	*3	4	*5	6

Note:
For detailed scorecard information contact venue press centre.

Legend:
A Alternate **Def** Defaulted **Dsq** Disqualified **INV** Invitation **IP** ITF Place
Ret Retired **Susp** Suspended **Wo** Walkover **W** Winner ***** Server



MATCH STATISTICS
 比赛技术统计 / STATISTIQUES DU MATCH

W	MORITA Ayumi(IP)	JPN	5	7	6		
	ERAKOVIC Marina	NZL	7	6(7)	4		
Match elapsed time: 2h28min			43min	65min	40min		

Court: 3

Chair Umpire: JOSEPH Emmanuel (FRA)

	MORITA A(IP)				ERAKOVIC M			
	1Set	2Set	3Set	Total	1Set	2Set	3Set	Total
1st Serve %	51	54	68	57	66	53	71	62
Aces	0	1	0	1	1	4	2	7
Service Winners	3	0	1	4	6	1	1	8
Double Faults	3	2	3	8	3	3	0	6
1st Serve Points Won	12	19	14	45	17	19	15	51
1st Serve Points Played	19	26	19	64	21	27	25	73
1st Serve Winning %	63	73	74	70	81	70	60	70
1st Service Max Speed	kmh	-	-	-	-	-	-	-
	mph	-	-	-	-	-	-	-
2nd Serve Points Won	9	11	4	24	5	11	4	20
2nd Serve Points Played	18	22	9	49	11	24	10	45
2nd Serve Winning %	50	50	44	49	45	46	40	44
2nd Service Max Speed	kmh	-	-	-	-	-	-	-
	mph	-	-	-	-	-	-	-
Break Points Converted	1	1	2	4	2	1	1	4
Break Points Opportunities	1	9	5	15	6	3	1	10
Break Point Conversion %	100	11	40	27	33	33	100	40
Net Points Won	6	4	2	12	3	3	4	10
Net Point Played	9	5	3	17	3	5	5	13
Net Point Winning %	67	80	67	71	100	60	80	77
Total Points Won	31	51	34	116	38	48	29	115
Winners	7	19	8	34	3	8	3	14
Unforced Errors	25	33	20	78	18	28	25	71
Forehand Winners	4	12	6	22	2	7	3	12
Backhand Winners	3	7	2	12	1	1	0	2
Volley Winners	0	1	1	2	1	1	1	3

	1 Set											
MORITA A(IP)	*1	2	*2	2	*3	3	*4	4	*5	5	*5	5
ERAKOVIC M	0	*0	1	*2	2	*3	3	*4	4	*5	6	*7

	2 Set												
MORITA A(IP)	*1	1	*2	2	*2	2	*3	3	*4	5	*6	6	7
ERAKOVIC M	0	*1	1	*2	3	*4	4	*5	5	*5	5	*6	6(7)

	3 Set											
MORITA A(IP)	0	*1	2	*3	3	*4	5	*5	5	*6		
ERAKOVIC M	*1	1	*1	1	*2	2	*2	3	*4	4		

Note:
 For detailed scorecard information contact venue press centre.

Legend:
A Alternate **Def** Defaulted **Dsq** Disqualified **INV** Invitation **IP** ITF Place
Ret Retired **Susp** Suspended **Wo** Walkover **W** Winner ***** Server



MATCH STATISTICS

比赛技术统计 / STATISTIQUES DU MATCH

W	LI Na	CHN	7	6			
	KUZNETSOVA Svetlana (3)	RUS	6(5)	4			
Match elapsed time: 1h45min			59min	46min			

Court: Centre

Chair Umpire: MOLINA Enric (ESP)

	LI N				KUZNETSOVA S (3)			
	1Set	2Set	3Set	Total	1Set	2Set	3Set	Total
1st Serve %	65	71		67	49	56		52
Aces	1	2		3	3	0		3
Service Winners	3	1		4	2	1		3
Double Faults	2	0		2	4	3		7
1st Serve Points Won	17	14		31	12	6		18
1st Serve Points Played	31	24		55	18	15		33
1st Serve Winning %	55	58		56	67	40		55
1st Service Max Speed	kmh	160	164	164	167	161		167
	mph	99	102	102	104	100		104
2nd Serve Points Won	9	6		15	6	8		14
2nd Serve Points Played	17	10		27	19	12		31
2nd Serve Winning %	53	60		56	32	67		45
2nd Service Max Speed	kmh	148	145	148	139	127		139
	mph	92	90	92	86	79		86
Break Points Converted	3	3		6	3	2		5
Break Points Opportunities	4	4		8	3	3		6
Break Point Conversion %	75	75		75	100	67		83
Net Points Won	2	4		6	0	1		1
Net Point Played	2	5		7	1	2		3
Net Point Winning %	100	80		86	0	50		33
Total Points Won	45	33		78	40	28		68
Winners	11	7		18	4	2		6
Unforced Errors	29	25		54	26	20		46
Forehand Winners	8	6		14	0	1		1
Backhand Winners	3	1		4	4	1		5
Volley Winners	2	2		4	0	0		0

LI N	1 Set												
	0	*0	1	*1	2	*2	2	*3	4	*5	5	*6	7
KUZNETSOVA S (3)	*1	2	*2	3	*3	4	*5	5	*5	5	*6	6	6(5)

	2 Set												
	*0	0	*1	2	*3	4	*5	5	*5	6			
	1	*2	2	*2	2	*2	2	*3	4	*4			

Note:
For detailed scorecard information contact venue press centre.

Legend:
A Alternate **Def** Defaulted **Dsq** Disqualified **INV** Invitation **IP** ITF Place Server
Ret Retired **Susp** Suspended **Wo** Walkover **W** Winner *



MATCH STATISTICS
比赛技术统计 / STATISTIQUES DU MATCH

W	SAFINA Dinara (6)	RUS	6	7			
	SANTANGELO Mara	ITA	3	6(1)			
Match elapsed time: 1h35min			37min	58min			

Court: 2

Chair Umpire: ASDERAKI Eva (GRE)

	SAFINA D (6)				SANTANGELO M			
	1Set	2Set	3Set	Total	1Set	2Set	3Set	Total
1st Serve %	72	58		64	54	64		60
Aces	8	5		13	0	1		1
Service Winners	2	1		3	1	3		4
Double Faults	1	5		6	1	0		1
1st Serve Points Won	14	16		30	7	14		21
1st Serve Points Played	21	22		43	15	27		42
1st Serve Winning %	67	73		70	47	52		50
1st Service Max Speed	kmh	166	165	166	154	153		154
	mph	103	103	103	96	95		96
2nd Serve Points Won	5	10		15	6	9		15
2nd Serve Points Played	8	16		24	13	15		28
2nd Serve Winning %	63	63		63	46	60		54
2nd Service Max Speed	kmh	144	159	159	144	145		145
	mph	89	99	99	89	90		90
Break Points Converted	2	2		4	1	2		3
Break Points Opportunities	3	4		7	1	2		3
Break Point Conversion %	67	50		57	100	100		100
Net Points Won	2	2		4	3	5		8
Net Point Played	2	2		4	4	8		12
Net Point Winning %	100	100		100	75	63		67
Total Points Won	34	45		79	23	35		58
Winners	11	13		24	7	12		19
Unforced Errors	14	14		28	12	26		38
Forehand Winners	7	4		11	5	10		15
Backhand Winners	4	9		13	2	2		4
Volley Winners	1	0		1	0	3		3

	1 Set									
SAFINA D (6)	*1	2	*2	2	*3	4	*5	5	*6	
SANTANGELO M	0	*0	1	*2	2	*2	2	*3	3	

	2 Set													
	1	*2	3	*3	3	*4	4	*4	4	*5	5	*6	7	
	*0	0	*0	1	*2	2	*3	4	*5	5	*6	6	6(1)	

Note:
For detailed scorecard information contact venue press centre.

Legend:
A Alternate **Def** Defaulted **Dsq** Disqualified **INV** Invitation **IP** ITF Place
Ret Retired **Susp** Suspended **Wo** Walkover **W** Winner * Server



MATCH STATISTICS

比赛技术统计 / STATISTIQUES DU MATCH

	MOLIK Alicia(IP)	AUS	1	1			
W	MARTINEZ SANCHEZ Maria Jose	ESP	6	6			
Match elapsed time: 58min			25min	33min			

Court: 6

Chair Umpire: SERI Raffaella (ITA)

	MOLIK A(IP)				MARTINEZ S. MJ			
	1Set	2Set	3Set	Total	1Set	2Set	3Set	Total
1st Serve %	54	58		56	47	50		49
Aces	2	0		2	1	1		2
Service Winners	1	1		2	0	0		0
Double Faults	1	0		1	0	0		0
1st Serve Points Won	8	7		15	5	9		14
1st Serve Points Played	14	15		29	7	10		17
1st Serve Winning %	57	47		52	71	90		82
1st Service Max Speed	kmh	-	-	-	-	-		-
	mph	-	-	-	-	-		-
2nd Serve Points Won	3	5		8	7	7		14
2nd Serve Points Played	12	11		23	8	10		18
2nd Serve Winning %	25	45		35	88	70		78
2nd Service Max Speed	kmh	-	-	-	-	-		-
	mph	-	-	-	-	-		-
Break Points Converted	0	0		0	3	2		5
Break Points Opportunities	0	0		0	4	4		8
Break Point Conversion %	0	0		0	75	50		63
Net Points Won	2	2		4	2	9		11
Net Point Played	5	6		11	4	11		15
Net Point Winning %	40	33		36	50	82		73
Total Points Won	14	16		30	27	30		57
Winners	4	6		10	6	8		14
Unforced Errors	19	21		40	7	9		16
Forehand Winners	2	5		7	2	6		8
Backhand Winners	2	1		3	4	2		6
Volley Winners	1	2		3	2	5		7

	1 Set							2 Set						
	*1	1	*1	1	*1	1	*1	0	*0	0	*1	1	*1	1
MOLIK A(IP)														
MARTINEZ S. MJ	0	*1	2	*3	4	*5	6	*1	2	*3	3	*4	5	*6

Note:
 For detailed scorecard information contact venue press centre.

Legend:
A Alternate **Def** Defaulted **Dsq** Disqualified **INV** Invitation **IP** ITF Place Server
Ret Retired **Susp** Suspended **Wo** Walkover **W** Winner *



MATCH STATISTICS
比赛技术统计 / STATISTIQUES DU MATCH

W	LLAGOSTERA VIVES Nuria(IP)	ESP	2	6	7		
	ZAKOPALOVA Klara	CZE	6	3	5		
Match elapsed time: 1h53min			24min	40min	49min		

Court: 4

Chair Umpire: STELLABOTTE Nicholas (ITA)

	LLAGOSTERA V. N(IP)				ZAKOPALOVA K			
	1Set	2Set	3Set	Total	1Set	2Set	3Set	Total
1st Serve %	45	59	66	58	48	46	58	51
Aces	0	0	0	0	1	1	1	3
Service Winners	0	6	6	12	0	2	2	4
Double Faults	4	1	1	6	1	3	1	5
1st Serve Points Won	6	16	13	35	8	8	5	21
1st Serve Points Played	9	20	21	50	10	13	18	41
1st Serve Winning %	67	80	62	70	80	62	28	51
1st Service Max Speed	kmh	-	-	-	-	-	-	-
	mph	-	-	-	-	-	-	-
2nd Serve Points Won	2	5	3	10	6	6	8	20
2nd Serve Points Played	11	14	11	36	11	15	13	39
2nd Serve Winning %	18	36	27	28	55	40	62	51
2nd Service Max Speed	kmh	-	-	-	-	-	-	-
	mph	-	-	-	-	-	-	-
Break Points Converted	1	2	4	7	3	1	3	7
Break Points Opportunities	1	7	5	13	5	5	3	13
Break Point Conversion %	100	29	80	54	60	20	100	54
Net Points Won	1	0	1	2	0	1	1	2
Net Point Played	1	0	1	2	0	2	2	4
Net Point Winning %	100	0	100	100	0	50	50	50
Total Points Won	15	35	34	84	26	27	29	82
Winners	1	3	4	8	3	9	14	26
Unforced Errors	18	14	11	43	13	23	23	59
Forehand Winners	1	2	2	5	3	8	9	20
Backhand Winners	0	1	2	3	0	1	5	6
Volley Winners	0	0	0	0	0	0	0	0

	1 Set							
LLAGOSTERA V. N(IP)	*1	2	*2	2	*2	2	*2	2
ZAKOPALOVA K	0	*0	1	*2	3	*4	5	*6

	2 Set								
LLAGOSTERA V. N(IP)	*1	1	*1	1	*2	3	*4	5	*6
ZAKOPALOVA K	0	*1	2	*3	3	*3	3	*3	3

	3 Set											
LLAGOSTERA V. N(IP)	1	*2	2	*2	3	*4	4	*4	5	*5	6	*7
ZAKOPALOVA K	*0	0	*1	2	*2	2	*3	4	*4	5	*5	5

Note:
For detailed scorecard information contact venue press centre.

Legend:
A Alternate **Def** Defaulted **Dsq** Disqualified **INV** Invitation **IP** ITF Place Server
Ret Retired **Susp** Suspended **Wo** Walkover **W** Winner *



MATCH STATISTICS

比赛技术统计 / STATISTIQUES DU MATCH

W	ZHENG Jie	CHN	4	6	7		
	SZAVAY Agnes (11)	HUN	6	3	5		
Match elapsed time: 2h50min			48min	39min	83min		

Court: 2

Chair Umpire: GARNER Jake (USA)

	ZHENG J				SZAVAY A (11)				
	1Set	2Set	3Set	Total	1Set	2Set	3Set	Total	
1st Serve %	48	62	60	58	65	65	61	63	
Aces	0	0	1	1	2	1	3	6	
Service Winners	1	5	2	8	3	3	3	9	
Double Faults	2	1	3	6	3	0	3	6	
1st Serve Points Won	9	15	17	41	16	8	19	43	
1st Serve Points Played	13	18	26	57	22	15	31	68	
1st Serve Winning %	69	83	65	72	73	53	61	63	
1st Service Max Speed	kmh	161	162	159	162	174	177	176	177
	mph	100	101	99	101	108	110	109	110
2nd Serve Points Won		7	6	9	22	5	7	8	20
2nd Serve Points Played		14	11	17	42	12	8	20	40
2nd Serve Winning %		50	55	53	52	42	88	40	50
2nd Service Max Speed	kmh	140	157	127	157	152	142	157	157
	mph	87	98	79	98	94	88	98	98
Break Points Converted		1	1	2	4	2	0	1	3
Break Points Opportunities		3	3	9	15	2	2	2	6
Break Point Conversion %		33	33	22	27	100	0	50	50
Net Points Won		4	3	6	13	8	3	8	19
Net Point Played		5	3	7	15	9	8	13	30
Net Point Winning %		80	100	86	87	89	38	62	63
Total Points Won		29	29	50	108	32	23	44	99
Winners		8	5	15	28	8	6	12	26
Unforced Errors		17	12	23	52	17	19	29	65
Forehand Winners		6	3	12	21	6	5	9	20
Backhand Winners		2	2	3	7	2	1	3	6
Volley Winners		0	0	1	1	4	0	4	8

	1 Set									
ZHENG J	*1	1	*2	2	*3	4	*4	4	*4	4
SZAVAY A (11)	0	*1	1	*2	2	*2	3	*4	5	*6

	2 Set								
ZHENG J	*1	2	*3	3	*4	4	*5	5	*6
SZAVAY A (11)	0	*0	0	*1	1	*2	2	*3	3

	3 Set											
ZHENG J	0	*1	2	*3	3	*4	4	*4	4	*5	6	*7
SZAVAY A (11)	*1	1	*1	1	*2	2	*3	4	*5	5	*5	5

Note:
 For detailed scorecard information contact venue press centre.

Legend:
A Alternate **Def** Defaulted **Dsq** Disqualified **INV** Invitation **IP** ITF Place Server
Ret Retired **Susp** Suspended **Wo** Walkover **W** Winner *



MATCH STATISTICS
比赛技术统计 / STATISTIQUES DU MATCH

W	CIBULKOVA Dominika (16)	SVK	6	7			
	PARMENTIER Pauline	FRA	1	5			
Match elapsed time: 1h07min			23min	44min			

Court: 4

Chair Umpire: KAHN Yvette (ISR)

	CIBULKOVA D (16)				PARMENTIER P			
	1Set	2Set	3Set	Total	1Set	2Set	3Set	Total
1st Serve %	71	76		74	55	55		55
Aces	1	0		1	0	1		1
Service Winners	4	6		10	5	5		10
Double Faults	1	1		2	1	1		2
1st Serve Points Won	9	17		26	5	12		17
1st Serve Points Played	12	22		34	11	16		27
1st Serve Winning %	75	77		76	45	75		63
1st Service Max Speed	kmh	-	-	-	-	-		-
	mph	-	-	-	-	-		-
2nd Serve Points Won	4	5		9	3	7		10
2nd Serve Points Played	5	7		12	9	13		22
2nd Serve Winning %	80	71		75	33	54		45
2nd Service Max Speed	kmh	-	-	-	-	-		-
	mph	-	-	-	-	-		-
Break Points Converted	3	2		5	0	1		1
Break Points Opportunities	6	2		8	0	1		1
Break Point Conversion %	50	100		63	0	100		100
Net Points Won	0	0		0	0	2		2
Net Point Played	1	1		2	0	2		2
Net Point Winning %	0	0		0	0	100		100
Total Points Won	25	32		57	12	26		38
Winners	3	3		6	1	5		6
Unforced Errors	5	14		19	16	22		38
Forehand Winners	3	3		6	1	5		6
Backhand Winners	0	0		0	0	0		0
Volley Winners	0	0		0	0	0		0

	1 Set						
CIBULKOVA D (16)	1	*2	3	*4	4	*5	6
PARMENTIER P	*0	0	*0	0	*1	1	*1

	2 Set											
CIBULKOVA D (16)	*1	2	*3	3	*4	4	*5	5	*5	5	*6	7
PARMENTIER P	0	*0	0	*1	1	*2	2	*3	4	*5	5	*5

Note:
For detailed scorecard information contact venue press centre.

Legend:
A Alternate **Def** Defaulted **Dsq** Disqualified **INV** Invitation **IP** ITF Place
Ret Retired **Susp** Suspended **Wo** Walkover **W** Winner ***** Server



MATCH STATISTICS
 比赛技术统计 / STATISTIQUES DU MATCH

	DOMACHOWSKA Marta	POL	3	4			
W	PIRONKOVA Tsvetana	BUL	6	6			
Match elapsed time: 1h21min			40min	41min			

Court: 7

Chair Umpire: SERI Raffaella (ITA)

	DOMACHOWSKA M				PIRONKOVA T			
	1Set	2Set	3Set	Total	1Set	2Set	3Set	Total
1st Serve %	64	62		63	59	62		61
Aces	0	1		1	1	0		1
Service Winners	0	2		2	4	0		4
Double Faults	3	5		8	0	1		1
1st Serve Points Won	10	11		21	12	14		26
1st Serve Points Played	18	18		36	19	18		37
1st Serve Winning %	56	61		58	63	78		70
1st Service Max Speed	kmh	-	-	-	-	-		-
	mph	-	-	-	-	-		-
2nd Serve Points Won	3	5		8	7	5		12
2nd Serve Points Played	10	11		21	13	11		24
2nd Serve Winning %	30	45		38	54	45		50
2nd Service Max Speed	kmh	-	-	-	-	-		-
	mph	-	-	-	-	-		-
Break Points Converted	1	1		2	2	2		4
Break Points Opportunities	3	3		6	6	5		11
Break Point Conversion %	33	33		33	33	40		36
Net Points Won	2	6		8	3	1		4
Net Point Played	2	8		10	5	1		6
Net Point Winning %	100	75		80	60	100		67
Total Points Won	26	26		52	34	32		66
Winners	14	10		24	5	5		10
Unforced Errors	21	22		43	12	12		24
Forehand Winners	11	7		18	4	3		7
Backhand Winners	3	3		6	1	2		3
Volley Winners	1	0		1	1	0		1

	1 Set									2 Set									
	0	*0	0	*1	2	*2	2	*3	3	*0	0	*0	0	*1	1	*2	3	*4	4
DOMACHOWSKA M																			
PIRONKOVA T	*1	2	*3	3	*3	4	*5	5	*6	1	*2	3	*4	4	*5	5	*5	5	*6

Note:
 For detailed scorecard information contact venue press centre.

Legend:
A Alternate **Def** Defaulted **Dsq** Disqualified **INV** Invitation **IP** ITF Place
Ret Retired **Susp** Suspended **Wo** Walkover **W** Winner ***** Server



MATCH STATISTICS
 比赛技术统计 / STATISTIQUES DU MATCH

	SEQUERA Milagos	VEN	6	1						RET
W	BONDARENKO Alona	UKR	3	0						
Match elapsed time: 1h00min			39min	21min						

Court: 4

Chair Umpire: SERI Raffaella (ITA)

	SEQUERA M				BONDARENKO A			
	1Set	2Set	3Set	Total	1Set	2Set	3Set	Total
1st Serve %	47	71		51	62	64		63
Aces	1	1		2	0	0		0
Service Winners	1	0		1	2	1		3
Double Faults	1	0		1	0	1		1
1st Serve Points Won	10	2		12	8	4		12
1st Serve Points Played	17	5		22	16	9		25
1st Serve Winning %	59	40		55	50	44		48
1st Service Max Speed	kmh	-	-	-	-	-		-
	mph	-	-	-	-	-		-
2nd Serve Points Won	11	1		12	6	2		8
2nd Serve Points Played	19	2		21	10	5		15
2nd Serve Winning %	58	50		57	60	40		53
2nd Service Max Speed	kmh	-	-	-	-	-		-
	mph	-	-	-	-	-		-
Break Points Converted	2	1		3	1	0		1
Break Points Opportunities	4	3		7	6	1		7
Break Point Conversion %	50	33		43	17	0		14
Net Points Won	0	0		0	1	0		1
Net Point Played	1	2		3	3	0		3
Net Point Winning %	0	0		0	33	0		33
Total Points Won	33	11		44	29	10		39
Winners	5	2		7	8	3		11
Unforced Errors	18	6		24	26	7		33
Forehand Winners	4	1		5	5	2		7
Backhand Winners	1	1		2	3	1		4
Volley Winners	0	0		0	1	0		1

	1 Set										2 Set	
	*0	0	*1	1	*2	3	*4	5	*6	6	1	Ret
SEQUERA M												
BONDARENKO A	1	*2	2	*3	3	*3	3	*3	3			*0

Note:
 For detailed scorecard information contact venue press centre.

Legend:
A Alternate **Def** Defaulted **Dsq** Disqualified **INV** Invitation **IP** ITF Place Server
Ret Retired **Susp** Suspended **Wo** Walkover **W** Winner *



MATCH STATISTICS
比赛技术统计 / STATISTIQUES DU MATCH

	BLACK Cara(INV)	ZIM	3	3			
W	JANKOVIC Jelena (2)	SRB	6	6			
Match elapsed time: 1h26min			37min	49min			

Court: 1

Chair Umpire: MARIA Pascal (FRA)

	BLACK C(INV)				JANKOVIC J (2)			
	1Set	2Set	3Set	Total	1Set	2Set	3Set	Total
1st Serve %	63	74		68	47	63		57
Aces	0	0		0	0	0		0
Service Winners	0	0		0	1	0		1
Double Faults	0	1		1	1	2		3
1st Serve Points Won	8	9		17	7	11		18
1st Serve Points Played	20	20		40	9	19		28
1st Serve Winning %	40	45		43	78	58		64
1st Service Max Speed	kmh	145	154	154	164	164		164
	mph	90	96	96	102	102		102
2nd Serve Points Won	7	2		9	6	5		11
2nd Serve Points Played	12	7		19	10	11		21
2nd Serve Winning %	58	29		47	60	45		52
2nd Service Max Speed	kmh	150	112	150	151	160		160
	mph	93	70	93	94	99		99
Break Points Converted	1	2		3	3	3		6
Break Points Opportunities	1	3		4	5	6		11
Break Point Conversion %	100	67		75	60	50		55
Net Points Won	2	6		8	2	6		8
Net Point Played	6	10		16	3	8		11
Net Point Winning %	33	60		50	67	75		73
Total Points Won	21	25		46	30	32		62
Winners	3	7		10	15	12		27
Unforced Errors	14	19		33	17	16		33
Forehand Winners	1	4		5	6	9		15
Backhand Winners	2	3		5	9	3		12
Volley Winners	0	3		3	1	1		2

	1 Set									
BLACK C(INV)	*1	1	*1	1	*2	2	*2	3	*3	
JANKOVIC J (2)	0	*1	2	*3	3	*4	5	*5	6	

	2 Set									
BLACK C(INV)	1	*1	1	*1	1	*2	3	*3	3	
JANKOVIC J (2)	*0	1	*2	3	*4	4	*4	5	*6	

Note:
For detailed scorecard information contact venue press centre.

Legend:
A Alternate **Def** Defaulted **Dsq** Disqualified **INV** Invitation **IP** ITF Place
Ret Retired **Susp** Suspended **Wo** Walkover **W** Winner * Server



MATCH STATISTICS
比赛技术统计 / STATISTIQUES DU MATCH

	KORYTTSEVA Mariya	UKR	6	1	5		
W	SAFAROVA Lucie	CZE	2	6	7		
Match elapsed time: 2h06min			34min	38min	54min		

Court: 8

Chair Umpire: ZALOGA Gabriela (POL)

	KORYTTSEVA M				SAFAROVA L			
	1Set	2Set	3Set	Total	1Set	2Set	3Set	Total
1st Serve %	59	56	60	59	73	63	61	65
Aces	1	0	0	1	0	1	0	1
Service Winners	1	0	1	2	0	0	0	0
Double Faults	4	1	4	9	0	1	3	4
1st Serve Points Won	15	5	13	33	10	13	11	34
1st Serve Points Played	19	9	21	49	16	15	20	51
1st Serve Winning %	79	56	62	67	63	87	55	67
1st Service Max Speed	kmh	-	-	-	-	-	-	-
	mph	-	-	-	-	-	-	-
2nd Serve Points Won	5	3	4	12	1	4	8	13
2nd Serve Points Played	13	7	14	34	6	9	13	28
2nd Serve Winning %	38	43	29	35	17	44	62	46
2nd Service Max Speed	kmh	-	-	-	-	-	-	-
	mph	-	-	-	-	-	-	-
Break Points Converted	2	0	2	4	0	2	3	5
Break Points Opportunities	2	2	2	6	2	2	7	11
Break Point Conversion %	100	0	100	67	0	100	43	45
Net Points Won	0	2	1	3	1	2	2	5
Net Point Played	0	2	1	3	4	2	3	9
Net Point Winning %	0	100	100	100	25	100	67	56
Total Points Won	31	15	31	77	23	25	37	85
Winners	4	2	3	9	4	6	9	19
Unforced Errors	15	17	24	56	25	12	24	61
Forehand Winners	4	1	2	7	4	5	9	18
Backhand Winners	0	1	1	2	0	1	0	1
Volley Winners	0	2	0	2	1	1	0	2

	1 Set						2 Set						3 Set														
	1	*2	2	*3	3	*4	5	*6	0	*0	0	*1	1	*1	1	*0	1	*1	2	*3	3	*4	4	*5	5	*5	5
KORYTTSEVA M	1	*2	2	*3	3	*4	5	*6	0	*0	0	*1	1	*1	1	*0	1	*1	2	*3	3	*4	4	*5	5	*5	5
SAFAROVA L	*0	0	*1	1	*2	2	*2	2	*1	2	*3	3	*4	5	*6	1	*1	2	*2	2	*3	3	*4	4	*5	6	*7

Note:
For detailed scorecard information contact venue press centre.

Legend:
A Alternate **Def** Defaulted **Dsq** Disqualified **INV** Invitation **IP** ITF Place Server
Ret Retired **Susp** Suspended **Wo** Walkover **W** Winner *



MATCH STATISTICS
 比赛技术统计 / STATISTIQUES DU MATCH

W	BAMMER Sybille	AUT	6	6			
	SCHNYDER Patty (13)	SUI	4	4			
Match elapsed time: 1h31min			43min	48min			

Court: 4

Chair Umpire: KAHN Yvette (ISR)

	BAMMER S				SCHNYDER P (13)			
	1Set	2Set	3Set	Total	1Set	2Set	3Set	Total
1st Serve %	81	78		79	60	62		61
Aces	0	0		0	0	1		1
Service Winners	9	6		15	15	6		21
Double Faults	0	1		1	3	2		5
1st Serve Points Won	18	15		33	16	12		28
1st Serve Points Played	25	25		50	24	23		47
1st Serve Winning %	72	60		66	67	52		60
1st Service Max Speed	kmh	-	-	-	-	-		-
	mph	-	-	-	-	-		-
2nd Serve Points Won	3	5		8	8	6		14
2nd Serve Points Played	6	7		13	16	14		30
2nd Serve Winning %	50	71		62	50	43		47
2nd Service Max Speed	kmh	-	-	-	-	-		-
	mph	-	-	-	-	-		-
Break Points Converted	1	2		3	0	1		1
Break Points Opportunities	6	6		12	1	2		3
Break Point Conversion %	17	33		25	0	50		33
Net Points Won	1	3		4	0	2		2
Net Point Played	2	7		9	1	3		4
Net Point Winning %	50	43		44	0	67		50
Total Points Won	37	39		76	34	30		64
Winners	9	5		14	7	6		13
Unforced Errors	12	16		28	16	26		42
Forehand Winners	4	3		7	4	6		10
Backhand Winners	5	2		7	3	0		3
Volley Winners	0	2		2	0	1		1

	1 Set						2 Set					
	0	*1	2	*3	3	*4	4	*5	5	*6	6	
BAMMER S												
SCHNYDER P (13)	*1	1	*1	1	*2	2	*3	3	*4	4	*4	

Note:
 For detailed scorecard information contact venue press centre.

Legend:
A Alternate **Def** Defaulted **Dsq** Disqualified **INV** Invitation **IP** ITF Place
Ret Retired **Susp** Suspended **Wo** Walkover **W** Winner ***** Server



MATCH STATISTICS
比赛技术统计 / STATISTIQUES DU MATCH

W	ZVONAREVA Vera (9)	RUS	6	7			
	PEER Shahrar	ISR	3	6(4)			
Match elapsed time: 1h43min			32min	71min			

Court: 3

Chair Umpire: NOUNI Kader (FRA)

	ZVONAREVA V (9)				PEER S			
	1Set	2Set	3Set	Total	1Set	2Set	3Set	Total
1st Serve %	86	60		71	46	69		61
Aces	4	2		6	0	0		0
Service Winners	3	2		5	1	3		4
Double Faults	0	0		0	1	1		2
1st Serve Points Won	16	19		35	9	20		29
1st Serve Points Played	24	24		48	11	35		46
1st Serve Winning %	67	79		73	82	57		63
1st Service Max Speed	kmh	-	-	-	-	-		-
	mph	-	-	-	-	-		-
2nd Serve Points Won	2	7		9	4	8		12
2nd Serve Points Played	4	16		20	13	16		29
2nd Serve Winning %	50	44		45	31	50		41
2nd Service Max Speed	kmh	-	-	-	-	-		-
	mph	-	-	-	-	-		-
Break Points Converted	2	2		4	1	2		3
Break Points Opportunities	5	7		12	2	3		5
Break Point Conversion %	40	29		33	50	67		60
Net Points Won	6	8		14	4	6		10
Net Point Played	7	10		17	5	11		16
Net Point Winning %	86	80		82	80	55		63
Total Points Won	29	49		78	23	42		65
Winners	9	19		28	4	7		11
Unforced Errors	18	32		50	12	25		37
Forehand Winners	6	14		20	3	5		8
Backhand Winners	3	5		8	1	2		3
Volley Winners	3	0		3	0	1		1

	1 Set								2 Set															
	*1	2	*3	4	*4	4	*5	5	*6	1	*1	1	*2	2	*3	3	*4	4	*5	5	*6	6	7	
ZVONAREVA V (9)									6															
PEER S	0	*0	0	*0	1	*2	2	*3	3	*0	1	*2	2	*3	3	*3	3	*4	5	*6	6	6	6(4)	

Note:
For detailed scorecard information contact venue press centre.

Legend:
A Alternate **Def** Defaulted **Dsq** Disqualified **INV** Invitation **IP** ITF Place Server
Ret Retired **Susp** Suspended **Wo** Walkover **W** Winner *



MATCH STATISTICS
 比赛技术统计 / STATISTIQUES DU MATCH

W	SCHIAVONE Francesca	ITA	6	7			
	RADWANSKA Agnieszka (8)	POL	3	6(6)			
Match elapsed time: 1h55min			43min	72min			

Court: 4

Chair Umpire: ATTYGALA Asitha (SRI)

	SCHIAVONE F				RADWANSKA A (8)			
	1Set	2Set	3Set	Total	1Set	2Set	3Set	Total
1st Serve %	53	44		48	70	55		61
Aces	2	0		2	1	1		2
Service Winners	5	8		13	6	4		10
Double Faults	0	5		5	0	1		1
1st Serve Points Won	11	12		23	14	12		26
1st Serve Points Played	16	20		36	23	24		47
1st Serve Winning %	69	60		64	61	50		55
1st Service Max Speed	kmh	-	-	-	-	-		-
	mph	-	-	-	-	-		-
2nd Serve Points Won	6	12		18	3	10		13
2nd Serve Points Played	14	25		39	10	20		30
2nd Serve Winning %	43	48		46	30	50		43
2nd Service Max Speed	kmh	-	-	-	-	-		-
	mph	-	-	-	-	-		-
Break Points Converted	3	3		6	1	3		4
Break Points Opportunities	6	6		12	3	8		11
Break Point Conversion %	50	50		50	33	38		36
Net Points Won	8	6		14	2	4		6
Net Point Played	11	9		20	4	8		12
Net Point Winning %	73	67		70	50	50		50
Total Points Won	33	46		79	30	43		73
Winners	12	16		28	5	10		15
Unforced Errors	18	23		41	14	21		35
Forehand Winners	12	10		22	4	6		10
Backhand Winners	0	6		6	1	4		5
Volley Winners	1	1		2	1	3		4

	1 Set								
	0	*1	1	*2	3	*4	5	*5	6
SCHIAVONE F									
RADWANSKA A (8)	*1	1	*2	2	*2	2	*2	3	*3

	2 Set												
	*1	1	*1	1	*1	2	*3	4	*5	5	*5	6	7
SCHIAVONE F													
RADWANSKA A (8)	0	*1	2	*3	4	*4	4	*4	4	*5	6	*6	6(6)

Note:
 For detailed scorecard information contact venue press centre.

Legend:
A Alternate **Def** Defaulted **Dsq** Disqualified **INV** Invitation **IP** ITF Place Server
Ret Retired **Susp** Suspended **Wo** Walkover **W** Winner *



MATCH STATISTICS
比赛技术统计 / STATISTIQUES DU MATCH

W	WILLIAMS Serena (4)	USA	6	6			
	STOSUR Samantha	AUS	2	0			
Match elapsed time: 44min			24min	20min			

Court: 1

Chair Umpire: NOUNI Kader (FRA)

	WILLIAMS S (4)				STOSUR S			
	1Set	2Set	3Set	Total	1Set	2Set	3Set	Total
1st Serve %	45	86		62	53	47		50
Aces	4	4		8	4	1		5
Service Winners	2	1		3	0	0		0
Double Faults	0	0		0	1	2		3
1st Serve Points Won	8	10		18	9	2		11
1st Serve Points Played	9	12		21	10	7		17
1st Serve Winning %	89	83		86	90	29		65
1st Service Max Speed	kmh	178	184	184	189	188		189
	mph	111	114	114	117	117		117
2nd Serve Points Won	8	2		10	2	1		3
2nd Serve Points Played	11	2		13	9	8		17
2nd Serve Winning %	73	100		77	22	13		18
2nd Service Max Speed	kmh	152	130	152	141	131		141
	mph	94	81	94	88	81		88
Break Points Converted	2	3		5	0	0		0
Break Points Opportunities	3	4		7	0	0		0
Break Point Conversion %	67	75		71	0	0		0
Net Points Won	1	2		3	0	0		0
Net Point Played	2	3		5	1	1		2
Net Point Winning %	50	67		60	0	0		0
Total Points Won	24	24		48	15	5		20
Winners	8	7		15	2	1		3
Unforced Errors	9	3		12	9	10		19
Forehand Winners	7	3		10	2	1		3
Backhand Winners	1	4		5	0	0		0
Volley Winners	0	0		0	0	0		0

	1 Set						2 Set							
WILLIAMS S (4)	*1	1	*2	2	*3	4	*5	6	*1	2	*3	4	*5	6
STOSUR S	0	*1	1	*2	2	*2	2	*2	0	*0	0	*0	0	*0

Note:
For detailed scorecard information contact venue press centre.

Legend:
A Alternate **Def** Defaulted **Dsq** Disqualified **INV** Invitation **IP** ITF Place
Ret Retired **Susp** Suspended **Wo** Walkover **W** Winner * Server



MATCH STATISTICS
 比赛技术统计 / STATISTIQUES DU MATCH

	PENG Shuai	CHN	2	2			
W	CORNET Alize (15)	FRA	6	6			
Match elapsed time: 1h13min			45min	28min			

Court: Centre

Chair Umpire: ASDERAKI Eva (GRE)

	PENG S				CORNET A (15)			
	1Set	2Set	3Set	Total	1Set	2Set	3Set	Total
1st Serve %	61	78		68	55	52		54
Aces	1	0		1	2	1		3
Service Winners	1	2		3	5	3		8
Double Faults	2	2		4	3	0		3
1st Serve Points Won	11	11		22	13	8		21
1st Serve Points Played	20	18		38	22	11		33
1st Serve Winning %	55	61		58	59	73		64
1st Service Max Speed	kmh	170	164	170	161	161		161
	mph	106	102	106	100	100		100
2nd Serve Points Won	3	1		4	10	8		18
2nd Serve Points Played	13	5		18	18	10		28
2nd Serve Winning %	23	20		22	56	80		64
2nd Service Max Speed	kmh	131	132	132	132	160		160
	mph	81	82	82	82	99		99
Break Points Converted	1	0		1	3	2		5
Break Points Opportunities	7	0		7	5	2		7
Break Point Conversion %	14	0		14	60	100		71
Net Points Won	3	2		5	0	2		2
Net Point Played	7	2		9	0	2		2
Net Point Winning %	43	100		56	0	100		100
Total Points Won	31	17		48	42	27		69
Winners	7	6		13	7	5		12
Unforced Errors	26	16		42	19	9		28
Forehand Winners	5	2		7	7	3		10
Backhand Winners	2	4		6	0	2		2
Volley Winners	1	0		1	0	1		1

PENG S	1 Set							
	0	*0	0	*0	0	*1	2	*2
CORNET A (15)	*1	2	*3	4	*5	5	*5	6

CORNET A (15)	2 Set							
	0	*0	0	*1	1	*2	2	*2
PENG S	*1	2	*3	3	*4	4	*5	6

Note:
 For detailed scorecard information contact venue press centre.

Legend:
A Alternate **Def** Defaulted **Dsq** Disqualified **INV** Invitation **IP** ITF Place Server
Ret Retired **Susp** Suspended **Wo** Walkover **W** Winner *



MATCH STATISTICS
 比赛技术统计 / STATISTIQUES DU MATCH

	HANTUCHOVA Daniela (10)	SVK	1	3			
W	WOZNIACKI Caroline	DEN	6	6			
Match elapsed time: 1h10min			27min	43min			

Court: 3

Chair Umpire: KORNILOV Andrey (UZB)

	HANTUCHOVA D (10)				WOZNIACKI C			
	1Set	2Set	3Set	Total	1Set	2Set	3Set	Total
1st Serve %	68	68		68	67	65		66
Aces	0	3		3	3	1		4
Service Winners	1	2		3	1	2		3
Double Faults	1	1		2	0	1		1
1st Serve Points Won	7	16		23	13	11		24
1st Serve Points Played	13	25		38	16	15		31
1st Serve Winning %	54	64		61	81	73		77
1st Service Max Speed	kmh	-	-	-	-	-		-
	mph	-	-	-	-	-		-
2nd Serve Points Won	1	1		2	5	3		8
2nd Serve Points Played	6	12		18	8	8		16
2nd Serve Winning %	17	8		11	63	38		50
2nd Service Max Speed	kmh	-	-	-	-	-		-
	mph	-	-	-	-	-		-
Break Points Converted	0	1		1	2	3		5
Break Points Opportunities	1	2		3	2	6		8
Break Point Conversion %	0	50		33	100	50		63
Net Points Won	2	3		5	2	3		5
Net Point Played	4	4		8	2	4		6
Net Point Winning %	50	75		63	100	75		83
Total Points Won	14	26		40	29	34		63
Winners	5	10		15	5	7		12
Unforced Errors	19	23		42	8	10		18
Forehand Winners	3	7		10	3	5		8
Backhand Winners	2	3		5	2	2		4
Volley Winners	1	1		2	2	1		3

	1 Set						
HANTUCHOVA D (10)	0	*0	0	*1	1	*1	1
WOZNIACKI C	*1	2	*3	3	*4	5	*6

	2 Set								
HANTUCHOVA D (10)	*0	0	*1	1	*2	2	*2	3	*3
WOZNIACKI C	1	*2	2	*3	3	*4	5	*5	6

Note:
 For detailed scorecard information contact venue press centre.

Legend:
A Alternate **Def** Defaulted **Dsq** Disqualified **INV** Invitation **IP** ITF Place
Ret Retired **Susp** Suspended **Wo** Walkover **W** Winner ***** Server



MATCH STATISTICS
比赛技术统计 / STATISTIQUES DU MATCH

	ARVIDSSON Sofia	SWE	3	4			
W	DEMENTIEVA Elena (5)	RUS	6	6			
Match elapsed time: 1h21min			37min	44min			

Court: 3

Chair Umpire: LANG Alison (GBR)

	ARVIDSSON S				DEMENTIEVA E (5)			
	1Set	2Set	3Set	Total	1Set	2Set	3Set	Total
1st Serve %	61	46		54	65	48		56
Aces	0	0		0	1	3		4
Service Winners	2	0		2	1	0		1
Double Faults	0	2		2	2	3		5
1st Serve Points Won	12	6		18	15	6		21
1st Serve Points Played	20	12		32	20	15		35
1st Serve Winning %	60	50		56	75	40		60
1st Service Max Speed	kmh	-	-	-	-	-	-	-
	mph	-	-	-	-	-	-	-
2nd Serve Points Won	6	3		9	7	9		16
2nd Serve Points Played	13	14		27	11	16		27
2nd Serve Winning %	46	21		33	64	56		59
2nd Service Max Speed	kmh	-	-	-	-	-	-	-
	mph	-	-	-	-	-	-	-
Break Points Converted	0	3		3	1	4		5
Break Points Opportunities	4	5		9	6	5		11
Break Point Conversion %	0	60		33	17	80		45
Net Points Won	2	1		3	2	0		2
Net Point Played	3	1		4	3	0		3
Net Point Winning %	67	100		75	67	0		67
Total Points Won	27	25		52	37	32		69
Winners	7	4		11	17	7		24
Unforced Errors	18	20		38	16	18		34
Forehand Winners	2	2		4	14	5		19
Backhand Winners	5	2		7	3	2		5
Volley Winners	2	0		2	1	0		1

ARVIDSSON S	1 Set								
	0	*1	1	*1	1	*2	2	*3	3
DEMENTIEVA E (5)	*1	1	*2	3	*4	4	*5	5	*6

ARVIDSSON S	2 Set									
	*0	1	*1	2	*2	3	*3	3	*4	4
DEMENTIEVA E (5)	1	*1	2	*2	3	*3	4	*5	5	*6

Note:
For detailed scorecard information contact venue press centre.

Legend:
A Alternate **Def** Defaulted **Dsq** Disqualified **INV** Invitation **IP** ITF Place
Ret Retired **Susp** Suspended **Wo** Walkover **W** Winner ***** Server



MATCH STATISTICS

比赛技术统计 / STATISTIQUES DU MATCH

W	WILLIAMS Venus (7)	USA	6	6			
	BENESOVA Iveta	CZE	1	4			
Match elapsed time: 1h08min			26min	42min			

Court: Centre

Chair Umpire: ALVES Mariana (POR)

	WILLIAMS V (7)				BENESOVA I			
	1Set	2Set	3Set	Total	1Set	2Set	3Set	Total
1st Serve %	38	47		44	53	64		60
Aces	1	0		1	0	1		1
Service Winners	2	4		6	3	2		5
Double Faults	1	5		6	0	1		1
1st Serve Points Won	8	14		22	2	13		15
1st Serve Points Played	8	16		24	10	18		28
1st Serve Winning %	100	88		92	20	72		54
1st Service Max Speed	kmh	193	188	193	150	162		162
	mph	120	117	120	93	101		101
2nd Serve Points Won	8	9		17	6	6		12
2nd Serve Points Played	13	18		31	9	10		19
2nd Serve Winning %	62	50		55	67	60		63
2nd Service Max Speed	kmh	184	151	184	129	130		130
	mph	114	94	114	80	81		81
Break Points Converted	2	1		3	0	0		0
Break Points Opportunities	7	1		8	0	0		0
Break Point Conversion %	29	100		38	0	0		0
Net Points Won	3	4		7	0	2		2
Net Point Played	4	5		9	0	3		3
Net Point Winning %	75	80		78	0	67		67
Total Points Won	27	32		59	13	30		43
Winners	8	7		15	2	7		9
Unforced Errors	7	15		22	16	20		36
Forehand Winners	7	4		11	1	2		3
Backhand Winners	1	3		4	1	5		6
Volley Winners	3	2		5	0	1		1

	1 Set					
WILLIAMS V (7)	*1	1	*2	3	*4	5 *6
BENESOVA I	0	*1	1	*1	1	*1 1

	2 Set					
WILLIAMS V (7)	1	*2	2	*3	3	*4 4 *5 5 *6
BENESOVA I	*0	0	*1	1	*2	2 *3 3 *4 4

Note:
For detailed scorecard information contact venue press centre.

Legend:
A Alternate **Def** Defaulted **Dsq** Disqualified **INV** Invitation **IP** ITF Place
Ret Retired **Susp** Suspended **Wo** Walkover **W** Winner * Server



MATCH STATISTICS

比赛技术统计 / STATISTIQUES DU MATCH

	DELLACQUA Casey	AUS	2	2			
W	AZARENKA Victoria (12)	BLR	6	6			
Match elapsed time: 59min			28min	31min			

Court: 6

Chair Umpire: KATEBI Ali (IRI)

	DELLACQUA C				AZARENKA V (12)			
	1Set	2Set	3Set	Total	1Set	2Set	3Set	Total
1st Serve %	64	57		61	83	67		75
Aces	0	0		0	1	1		2
Service Winners	0	0		0	0	1		1
Double Faults	2	1		3	0	0		0
1st Serve Points Won	9	8		17	15	12		27
1st Serve Points Played	18	13		31	20	16		36
1st Serve Winning %	50	62		55	75	75		75
1st Service Max Speed	kmh	-	-	-	-	-		-
	mph	-	-	-	-	-		-
2nd Serve Points Won	4	4		8	2	5		7
2nd Serve Points Played	10	10		20	4	8		12
2nd Serve Winning %	40	40		40	50	63		58
2nd Service Max Speed	kmh	-	-	-	-	-		-
	mph	-	-	-	-	-		-
Break Points Converted	0	0		0	2	2		4
Break Points Opportunities	2	2		4	7	2		9
Break Point Conversion %	0	0		0	29	100		44
Net Points Won	0	1		1	1	1		2
Net Point Played	0	2		2	1	3		4
Net Point Winning %	0	50		50	100	33		50
Total Points Won	20	19		39	32	28		60
Winners	4	6		10	8	5		13
Unforced Errors	21	20		41	16	13		29
Forehand Winners	2	3		5	6	3		9
Backhand Winners	2	3		5	2	2		4
Volley Winners	0	0		0	0	1		1

	1 Set							
DELLACQUA C	*0	0	*1	1	*2	2	*2	2
AZARENKA V (12)	1	*2	2	*3	3	*4	5	*6

	2 Set							
DELLACQUA C	*0	0	*1	1	*1	1	*2	2
AZARENKA V (12)	1	*2	2	*3	4	*5	5	*6

Note:

For detailed scorecard information contact venue press centre.

Legend:

A Alternate Def Defaulted Dsq Disqualified INV Invitation IP ITF Place
Ret Retired Susp Suspended Wo Walkover W Winner * Server



MATCH STATISTICS
 比赛技术统计 / STATISTIQUES DU MATCH

W	KANEPI Kaia	EST	6	7			
	RAZZANO Virginie	FRA	4	5			
Match elapsed time: 1h45min			39min	66min			

Court: 7

Chair Umpire: ALVES Mariana (POR)

	KANEPI K				RAZZANO V			
	1Set	2Set	3Set	Total	1Set	2Set	3Set	Total
1st Serve %	46	49		48	76	61		67
Aces	1	4		5	0	0		0
Service Winners	6	9		15	4	8		12
Double Faults	3	1		4	2	4		6
1st Serve Points Won	11	13		24	14	16		30
1st Serve Points Played	13	21		34	22	27		49
1st Serve Winning %	85	62		71	64	59		61
1st Service Max Speed	kmh	-	-	-	-	-	-	-
	mph	-	-	-	-	-	-	-
2nd Serve Points Won	7	11		18	1	7		8
2nd Serve Points Played	15	22		37	7	17		24
2nd Serve Winning %	47	50		49	14	41		33
2nd Service Max Speed	kmh	-	-	-	-	-	-	-
	mph	-	-	-	-	-	-	-
Break Points Converted	2	3		5	1	2		3
Break Points Opportunities	3	9		12	1	5		6
Break Point Conversion %	67	33		42	100	40		50
Net Points Won	1	3		4	2	0		2
Net Point Played	1	4		5	4	0		4
Net Point Winning %	100	75		80	50	0		50
Total Points Won	32	45		77	25	42		67
Winners	6	6		12	6	4		10
Unforced Errors	12	29		41	17	22		39
Forehand Winners	3	6		9	5	3		8
Backhand Winners	3	0		3	1	1		2
Volley Winners	1	0		1	0	0		0

	1 Set									
KANEPI K	0	*1	1	*2	3	*4	5	*5	5	*6
RAZZANO V	*1	1	*2	2	*2	2	*2	3	*4	4

	2 Set											
KANEPI K	1	*2	2	*2	3	*4	4	*5	5	*5	6	*7
RAZZANO V	*0	0	*1	2	*2	2	*3	3	*4	5	*5	5

Note:
 For detailed scorecard information contact venue press centre.

Legend:
A Alternate **Def** Defaulted **Dsq** Disqualified **INV** Invitation **IP** ITF Place Server
Ret Retired **Susp** Suspended **Wo** Walkover **W** Winner *



MATCH STATISTICS
比赛技术统计 / STATISTIQUES DU MATCH

	MORITA Ayumi(IP)	JPN	2	5			
W	LI Na	CHN	6	7			
Match elapsed time: 1h26min			27min	59min			

Court: 1

Chair Umpire: ASDERAKI Eva (GRE)

	MORITA A(IP)				LI N			
	1Set	2Set	3Set	Total	1Set	2Set	3Set	Total
1st Serve %	72	63		67	85	59		67
Aces	0	1		1	3	4		7
Service Winners	0	3		3	1	3		4
Double Faults	1	1		2	0	1		1
1st Serve Points Won	6	13		19	12	18		30
1st Serve Points Played	18	19		37	17	29		46
1st Serve Winning %	33	68		51	71	62		65
1st Service Max Speed	kmh	154	154	154	161	161		161
	mph	96	96	96	100	100		100
2nd Serve Points Won		4	6	10	2	11		13
2nd Serve Points Played		7	11	18	3	20		23
2nd Serve Winning %		57	55	56	67	55		57
2nd Service Max Speed	kmh	150	152	152	153	161		161
	mph	93	94	94	95	100		100
Break Points Converted	1	1		2	3	2		5
Break Points Opportunities	1	6		7	3	2		5
Break Point Conversion %	100	17		29	100	100		100
Net Points Won	0	1		1	0	2		2
Net Point Played	0	1		1	0	4		4
Net Point Winning %	0	100		100	0	50		50
Total Points Won	16	39		55	29	40		69
Winners	2	4		6	5	12		17
Unforced Errors	19	20		39	14	30		44
Forehand Winners	1	3		4	2	4		6
Backhand Winners	1	1		2	3	8		11
Volley Winners	0	1		1	0	0		0

	1 Set							
MORITA A(IP)	1	*1	1	*2	2	*2	2	*2
LI N	*0	1	*2	2	*3	4	*5	6

	2 Set											
MORITA A(IP)	0	*1	1	*1	1	*2	3	*4	4	*5	5	*5
LI N	*1	1	*2	3	*4	4	*4	4	*5	5	*6	7

Note:
For detailed scorecard information contact venue press centre.

Legend:
A Alternate **Def** Defaulted **Dsq** Disqualified **INV** Invitation **IP** ITF Place Server
Ret Retired **Susp** Suspended **Wo** Walkover **W** Winner *



MATCH STATISTICS
 比赛技术统计 / STATISTIQUES DU MATCH

W	SAFINA Dinara (6)	RUS	7	6			
	MARTINEZ SANCHEZ Maria Jose	ESP	6(3)	1			
Match elapsed time: 1h54min			73min	41min			

Court: 3

Chair Umpire: KAHN Yvette (ISR)

	SAFINA D (6)				MARTINEZ S. MJ			
	1Set	2Set	3Set	Total	1Set	2Set	3Set	Total
1st Serve %	63	50		58	54	44		51
Aces	3	1		4	2	0		2
Service Winners	2	3		5	5	2		7
Double Faults	6	3		9	3	0		3
1st Serve Points Won	19	10		29	24	5		29
1st Serve Points Played	25	13		38	38	12		50
1st Serve Winning %	76	77		76	63	42		58
1st Service Max Speed	kmh	-	-	-	-	-		-
	mph	-	-	-	-	-		-
2nd Serve Points Won	7	6		13	14	6		20
2nd Serve Points Played	15	13		28	33	15		48
2nd Serve Winning %	47	46		46	42	40		42
2nd Service Max Speed	kmh	-	-	-	-	-		-
	mph	-	-	-	-	-		-
Break Points Converted	1	3		4	1	0		1
Break Points Opportunities	8	8		16	4	1		5
Break Point Conversion %	13	38		25	25	0		20
Net Points Won	3	0		3	18	6		24
Net Point Played	10	1		11	35	13		48
Net Point Winning %	30	0		27	51	46		50
Total Points Won	59	32		91	52	21		73
Winners	13	6		19	19	6		25
Unforced Errors	20	10		30	38	22		60
Forehand Winners	7	2		9	13	5		18
Backhand Winners	6	4		10	6	1		7
Volley Winners	0	0		0	9	3		12

	1 Set													
	*1	1	*2	2	*3	3	*3	4	*5	5	*6	6	7	
SAFINA D (6)														
MARTINEZ S. MJ	0	*1	1	*2	2	*3	4	*4	4	*5	5	*6	6	6(3)

	2 Set						
	1	*2	2	*3	4	*5	6
MARTINEZ S. MJ	*0	0	*1	1	*1	1	*1

Note:
 For detailed scorecard information contact venue press centre.

Legend:
A Alternate **Def** Defaulted **Dsq** Disqualified **INV** Invitation **IP** ITF Place Server
Ret Retired **Susp** Suspended **Wo** Walkover **W** Winner *



MATCH STATISTICS

比赛技术统计 / STATISTIQUES DU MATCH

	LLAGOSTERA VIVES Nuria(IP)	ESP	7	1	4		
W	ZHENG Jie	CHN	6(7)	6	6		
Match elapsed time: 3h09min			76min	54min	59min		

Court: 1

Chair Umpire: KATEBI Ali (IRI)

	LLAGOSTERA V. N(IP)				ZHENG J			
	1Set	2Set	3Set	Total	1Set	2Set	3Set	Total
1st Serve %	47	41	53	46	49	54	56	52
Aces	0	0	0	0	1	1	0	2
Service Winners	4	2	2	8	2	2	0	4
Double Faults	2	3	0	5	1	0	3	4
1st Serve Points Won	12	7	7	26	11	9	11	31
1st Serve Points Played	20	15	16	51	22	15	20	57
1st Serve Winning %	60	47	44	51	50	60	55	54
1st Service Max Speed	kmh 155	156	153	156	160	159	153	160
	mph 96	97	95	97	99	99	95	99
2nd Serve Points Won	9	9	4	22	12	8	5	25
2nd Serve Points Played	23	22	14	59	23	13	16	52
2nd Serve Winning %	39	41	29	37	52	62	31	48
2nd Service Max Speed	kmh 124	146	129	146	128	122	119	128
	mph 77	91	80	91	80	76	74	80
Break Points Converted	3	0	3	6	3	3	4	10
Break Points Opportunities	5	3	6	14	3	8	8	19
Break Point Conversion %	60	0	50	43	100	38	50	53
Net Points Won	6	0	2	8	5	0	2	7
Net Point Played	6	1	2	9	8	0	3	11
Net Point Winning %	100	0	100	89	63	0	67	64
Total Points Won	43	27	31	101	45	38	35	118
Winners	11	5	6	22	9	6	12	27
Unforced Errors	31	26	23	80	27	20	20	67
Forehand Winners	8	4	4	16	4	1	9	14
Backhand Winners	3	1	2	6	5	5	3	13
Volley Winners	2	0	0	2	3	0	1	4

	1 Set												
LLAGOSTERA V. N(IP)	0	*1	1	*2	3	*3	4	*4	4	*5	6	*6	7
ZHENG J	*1	1	*2	2	*2	3	*3	4	*5	5	*5	6	6(7)

	2 Set						
	*0	0	*0	0	*1	1	*1
	1	*2	3	*4	4	*5	6

	3 Set											
	0	*1	2	*2	3	*3	4	*4	4	*4	4	*4
	*1	1	*1	2	*2	3	*3	4	*5	6		

Note:
For detailed scorecard information contact venue press centre.

Legend:
A Alternate **Def** Defaulted **Dsq** Disqualified **INV** Invitation **IP** ITF Place
Ret Retired **Susp** Suspended **Wo** Walkover **W** Winner * Server



MATCH STATISTICS

比赛技术统计 / STATISTIQUES DU MATCH

W	CIBULKOVA Dominika (16)	SVK	6	6			
	PIRONKOVA Tsvetana	BUL	2	2			
Match elapsed time: 1h24min			41min	43min			

Court: 8

Chair Umpire: ZALOGA Gabriela (POL)

	CIBULKOVA D (16)				PIRONKOVA T			
	1Set	2Set	3Set	Total	1Set	2Set	3Set	Total
1st Serve %	67	82		76	53	48		51
Aces	0	0		0	2	1		3
Service Winners	0	0		0	0	0		0
Double Faults	0	1		1	0	1		1
1st Serve Points Won	13	17		30	10	5		15
1st Serve Points Played	16	28		44	17	10		27
1st Serve Winning %	81	61		68	59	50		56
1st Service Max Speed	kmh	-	-	-	-	-		-
	mph	-	-	-	-	-		-
2nd Serve Points Won	5	2		7	5	3		8
2nd Serve Points Played	8	6		14	15	11		26
2nd Serve Winning %	63	33		50	33	27		31
2nd Service Max Speed	kmh	-	-	-	-	-		-
	mph	-	-	-	-	-		-
Break Points Converted	2	3		5	0	1		1
Break Points Opportunities	6	4		10	0	2		2
Break Point Conversion %	33	75		50	0	50		50
Net Points Won	5	6		11	5	0		5
Net Point Played	6	8		14	7	1		8
Net Point Winning %	83	75		79	71	0		63
Total Points Won	35	32		67	21	23		44
Winners	11	14		25	1	1		2
Unforced Errors	18	20		38	24	17		41
Forehand Winners	9	14		23	1	1		2
Backhand Winners	2	0		2	0	0		0
Volley Winners	2	4		6	0	0		0

	1 Set							
CIBULKOVA D (16)	0	*1	2	*3	4	*5	5	*6
PIRONKOVA T	*1	1	*1	1	*1	1	*2	2

	2 Set							
CIBULKOVA D (16)	1	*2	3	*3	3	*4	5	*6
PIRONKOVA T	*0	0	*0	1	*2	2	*2	2

Note:
 For detailed scorecard information contact venue press centre.

Legend:
A Alternate **Def** Defaulted **Dsq** Disqualified **INV** Invitation **IP** ITF Place
Ret Retired **Susp** Suspended **Wo** Walkover **W** Winner ***** Server



MATCH STATISTICS
 比赛技术统计 / STATISTIQUES DU MATCH

	BONDARENKO Alona	UKR	5	1			
W	JANKOVIC Jelena (2)	SRB	7	6			
Match elapsed time: 1h18min			48min	30min			

Court: Centre

Chair Umpire: LANG Alison (GBR)

	BONDARENKO A				JANKOVIC J (2)			
	1Set	2Set	3Set	Total	1Set	2Set	3Set	Total
1st Serve %	58	58		58	57	46		54
Aces	1	0		1	2	1		3
Service Winners	2	2		4	4	1		5
Double Faults	2	4		6	3	0		3
1st Serve Points Won	12	8		20	12	5		17
1st Serve Points Played	21	18		39	20	6		26
1st Serve Winning %	57	44		51	60	83		65
1st Service Max Speed	kmh	154	152	154	168	162		168
	mph	96	94	96	104	101		104
2nd Serve Points Won	7	3		10	6	4		10
2nd Serve Points Played	15	13		28	15	7		22
2nd Serve Winning %	47	23		36	40	57		45
2nd Service Max Speed	kmh	129	141	141	138	153		153
	mph	80	88	88	86	95		95
Break Points Converted	2	1		3	3	4		7
Break Points Opportunities	4	1		5	4	5		9
Break Point Conversion %	50	100		60	75	80		78
Net Points Won	0	0		0	2	1		3
Net Point Played	1	1		2	2	2		4
Net Point Winning %	0	0		0	100	50		75
Total Points Won	36	15		51	35	29		64
Winners	2	3		5	5	4		9
Unforced Errors	22	19		41	28	10		38
Forehand Winners	1	1		2	1	1		2
Backhand Winners	1	2		3	4	3		7
Volley Winners	0	0		0	1	1		2

	1 Set											
BONDARENKO A	*1	1	*1	1	*1	2	*3	3	*4	5	*5	5
JANKOVIC J (2)	0	*1	2	*3	4	*4	4	*5	5	*5	6	*7

	2 Set							
BONDARENKO A	*0	1	*1	1	*1	1	*1	1
JANKOVIC J (2)	1	*1	2	*3	4	*5	6	6

Note:
 For detailed scorecard information contact venue press centre.

Legend:
A Alternate **Def** Defaulted **Dsq** Disqualified **INV** Invitation **IP** ITF Place Server
Ret Retired **Susp** Suspended **Wo** Walkover **W** Winner *



MATCH STATISTICS
 比赛技术统计 / STATISTIQUES DU MATCH

	SAFAROVA Lucie	CZE	5	4			
W	BAMMER Sybille	AUT	7	6			
Match elapsed time: 1h40min			52min	48min			

Court: 5

Chair Umpire: BERNARDES Carlos (BRA)

	SAFAROVA L				BAMMER S			
	1Set	2Set	3Set	Total	1Set	2Set	3Set	Total
1st Serve %	66	50		58	68	87		76
Aces	0	0		0	1	1		2
Service Winners	3	1		4	2	0		2
Double Faults	1	2		3	0	0		0
1st Serve Points Won	13	11		24	22	20		42
1st Serve Points Played	23	16		39	27	27		54
1st Serve Winning %	57	69		62	81	74		78
1st Service Max Speed	kmh	-	-	-	-	-		-
	mph	-	-	-	-	-		-
2nd Serve Points Won	7	9		16	4	2		6
2nd Serve Points Played	12	16		28	13	4		17
2nd Serve Winning %	58	56		57	31	50		35
2nd Service Max Speed	kmh	-	-	-	-	-		-
	mph	-	-	-	-	-		-
Break Points Converted	1	0		1	2	1		3
Break Points Opportunities	5	2		7	3	3		6
Break Point Conversion %	20	0		14	67	33		50
Net Points Won	2	1		3	2	1		3
Net Point Played	3	2		5	4	2		6
Net Point Winning %	67	50		60	50	50		50
Total Points Won	34	29		63	41	34		75
Winners	9	11		20	9	2		11
Unforced Errors	28	29		57	22	17		39
Forehand Winners	8	9		17	8	1		9
Backhand Winners	1	2		3	1	1		2
Volley Winners	1	1		2	0	0		0

	1 Set											
SAFAROVA L	*1	1	*1	1	*2	2	*3	4	*5	5	*5	5
BAMMER S	0	*1	2	*3	3	*4	4	*4	4	*5	6	*7

	2 Set									
SAFAROVA L	*0	0	*1	1	*2	2	*3	3	*4	4
BAMMER S	1	*2	2	*3	3	*4	4	*5	5	*6

Note:
 For detailed scorecard information contact venue press centre.

Legend:
A Alternate **Def** Defaulted **Dsq** Disqualified **INV** Invitation **IP** ITF Place Server
Ret Retired **Susp** Suspended **Wo** Walkover **W** Winner *



MATCH STATISTICS

比赛技术统计 / STATISTIQUES DU MATCH

W	ZVONAREVA Vera (9)	RUS	7	6			
	SCHIAVONE Francesca	ITA	6(4)	4			
Match elapsed time: 2h06min			71min	55min			

Court: 4

Chair Umpire: ASDERAKI Eva (GRE)

	ZVONAREVA V (9)				SCHIAVONE F			
	1Set	2Set	3Set	Total	1Set	2Set	3Set	Total
1st Serve %	48	64		55	59	47		54
Aces	0	2		2	2	0		2
Service Winners	0	1		1	1	1		2
Double Faults	2	2		4	4	3		7
1st Serve Points Won	16	14		30	20	8		28
1st Serve Points Played	20	21		41	30	15		45
1st Serve Winning %	80	67		73	67	53		62
1st Service Max Speed	kmh	-	-	-	-	-	-	-
	mph	-	-	-	-	-	-	-
2nd Serve Points Won	11	7		18	8	9		17
2nd Serve Points Played	22	12		34	21	17		38
2nd Serve Winning %	50	58		53	38	53		45
2nd Service Max Speed	kmh	-	-	-	-	-	-	-
	mph	-	-	-	-	-	-	-
Break Points Converted	1	2		3	1	1		2
Break Points Opportunities	5	3		8	2	5		7
Break Point Conversion %	20	67		38	50	20		29
Net Points Won	5	3		8	10	8		18
Net Point Played	7	5		12	13	10		23
Net Point Winning %	71	60		67	77	80		78
Total Points Won	50	36		86	43	29		72
Winners	13	4		17	12	10		22
Unforced Errors	26	16		42	33	26		59
Forehand Winners	8	1		9	9	9		18
Backhand Winners	5	3		8	3	1		4
Volley Winners	3	2		5	4	2		6

	1 Set												
ZVONAREVA V (9)	*1	2	*3	3	*4	4	*4	4	*5	5	*6	6	7
SCHIAVONE F	0	*0	0	*1	1	*2	3	*4	4	*5	5	*6	6(4)

	2 Set									
ZVONAREVA V (9)	1	*2	2	*2	2	*3	4	*5	5	*6
SCHIAVONE F	*0	0	*1	2	*3	3	*3	3	*4	4

Note:
 For detailed scorecard information contact venue press centre.

Legend:
A Alternate **Def** Defaulted **Dsq** Disqualified **INV** Invitation **IP** ITF Place Server
Ret Retired **Susp** Suspended **Wo** Walkover **W** Winner *



MATCH STATISTICS
 比赛技术统计 / STATISTIQUES DU MATCH

W	WILLIAMS Serena (4)	USA	3	6	6		
	CORNET Alize (15)	FRA	6	3	4		
Match elapsed time: 1h54min			35min	37min	42min		

Court: Centre

Chair Umpire: ALVES Mariana (POR)

	WILLIAMS S (4)				CORNET A (15)				
	1Set	2Set	3Set	Total	1Set	2Set	3Set	Total	
1st Serve %	50	83	30	55	58	53	46	53	
Aces	1	3	1	5	0	1	0	1	
Service Winners	2	3	0	5	2	5	5	12	
Double Faults	0	1	1	2	0	0	3	3	
1st Serve Points Won	8	18	7	33	11	11	12	34	
1st Serve Points Played	11	20	7	38	18	18	13	49	
1st Serve Winning %	73	90	100	87	61	61	92	69	
1st Service Max Speed	kmh	175	180	175	180	163	170	160	170
	mph	109	112	109	112	101	106	99	106
2nd Serve Points Won	1	2	13	16	6	9	7	22	
2nd Serve Points Played	11	4	16	31	13	16	15	44	
2nd Serve Winning %	9	50	81	52	46	56	47	50	
2nd Service Max Speed	kmh	163	137	149	163	127	159	134	159
	mph	101	85	93	101	79	99	83	99
Break Points Converted	2	1	1	4	3	0	0	3	
Break Points Opportunities	9	2	3	14	5	0	0	5	
Break Point Conversion %	22	50	33	29	60	0	0	60	
Net Points Won	3	7	8	18	0	1	3	4	
Net Point Played	4	8	10	22	0	1	4	5	
Net Point Winning %	75	88	80	82	0	100	75	80	
Total Points Won	23	34	29	86	30	24	22	76	
Winners	9	9	9	27	6	4	3	13	
Unforced Errors	22	13	13	48	11	19	16	46	
Forehand Winners	8	6	6	20	2	4	2	8	
Backhand Winners	1	3	3	7	4	0	1	5	
Volley Winners	1	1	3	5	0	0	1	1	

	1 Set								
WILLIAMS S (4)	1	*1	1	*1	1	*1	2	*3	3
CORNET A (15)	*0	1	*2	3	*4	5	*5	5	*6

	2 Set									
WILLIAMS S (4)	*1	1	*2	3	*4	4	*5	5	*6	
CORNET A (15)	0	*1	1	*1	1	*2	2	*3	3	

	3 Set										
WILLIAMS S (4)	1	*2	2	*3	3	*4	4	*5	5	*6	
CORNET A (15)	*0	0	*1	1	*2	2	*3	3	*4	4	

Note:
 For detailed scorecard information contact venue press centre.

Legend:
A Alternate **Def** Defaulted **Dsq** Disqualified **INV** Invitation **IP** ITF Place Server
Ret Retired **Susp** Suspended **Wo** Walkover **W** Winner *



MATCH STATISTICS

比赛技术统计 / STATISTIQUES DU MATCH

	WOZNIACKI Caroline	DEN	6(3)	2			
W	DEMENTIEVA Elena (5)	RUS	7	6			
Match elapsed time: 1h47min			62min	45min			

Court: 3

Chair Umpire: KAHN Yvette (ISR)

	WOZNIACKI C				DEMENTIEVA E (5)			
	1Set	2Set	3Set	Total	1Set	2Set	3Set	Total
1st Serve %	70	58		66	52	59		55
Aces	0	0		0	1	0		1
Service Winners	0	0		0	0	0		0
Double Faults	4	2		6	2	4		6
1st Serve Points Won	14	5		19	9	9		18
1st Serve Points Played	31	14		45	24	17		41
1st Serve Winning %	45	36		42	38	53		44
1st Service Max Speed	kmh	-	-	-	-	-		-
	mph	-	-	-	-	-		-
2nd Serve Points Won	5	1		6	12	6		18
2nd Serve Points Played	13	10		23	22	12		34
2nd Serve Winning %	38	10		26	55	50		53
2nd Service Max Speed	kmh	-	-	-	-	-		-
	mph	-	-	-	-	-		-
Break Points Converted	4	2		6	4	4		8
Break Points Opportunities	6	4		10	7	6		13
Break Point Conversion %	67	50		60	57	67		62
Net Points Won	1	3		4	4	8		12
Net Point Played	2	5		7	7	8		15
Net Point Winning %	50	60		57	57	100		80
Total Points Won	44	20		64	46	33		79
Winners	7	5		12	11	15		26
Unforced Errors	30	16		46	35	11		46
Forehand Winners	3	2		5	10	12		22
Backhand Winners	4	3		7	1	3		4
Volley Winners	0	2		2	1	5		6

	1 Set												
	*1	2	*2	2	*2	3	*3	3	*4	5	*5	6	6(3)
WOZNIACKI C													
DEMENTIEVA E (5)	0	*0	1	*2	3	*3	4	*5	5	*5	6	*6	7

	2 Set											
	0	*0	1	*1	1	*1	2	*2				
WOZNIACKI C												
DEMENTIEVA E (5)	*1	2	*2	3	*4	5	*5	6				

Note:

For detailed scorecard information contact venue press centre.

Legend:

A Alternate Def Defaulted Dsq Disqualified INV Invitation IP ITF Place
Ret Retired Susp Suspended Wo Walkover W Winner * Server



MATCH STATISTICS
比赛技术统计 / STATISTIQUES DU MATCH

W	WILLIAMS Venus (7)	USA	6	6			
	AZARENKA Victoria (12)	BLR	3	2			
Match elapsed time: 1h10min			34min	36min			

Court: 2

Chair Umpire: MARIA Pascal (FRA)

	WILLIAMS V (7)				AZARENKA V (12)			
	1Set	2Set	3Set	Total	1Set	2Set	3Set	Total
1st Serve %	56	48		52	54	56		55
Aces	2	1		3	2	0		2
Service Winners	2	1		3	7	2		9
Double Faults	1	1		2	2	7		9
1st Serve Points Won	11	6		17	10	8		18
1st Serve Points Played	14	10		24	14	15		29
1st Serve Winning %	79	60		71	71	53		62
1st Service Max Speed	kmh	193	193	193	168	161		168
	mph	120	120	120	104	100		104
2nd Serve Points Won	7	8		15	4	3		7
2nd Serve Points Played	11	11		22	12	12		24
2nd Serve Winning %	64	73		68	33	25		29
2nd Service Max Speed	kmh	153	150	153	144	146		146
	mph	95	93	95	89	91		91
Break Points Converted	2	3		5	1	1		2
Break Points Opportunities	5	7		12	2	2		4
Break Point Conversion %	40	43		42	50	50		50
Net Points Won	2	0		2	2	2		4
Net Point Played	2	1		3	6	2		8
Net Point Winning %	100	0		67	33	100		50
Total Points Won	30	30		60	21	18		39
Winners	8	0		8	3	2		5
Unforced Errors	8	13		21	16	21		37
Forehand Winners	6	0		6	2	0		2
Backhand Winners	2	0		2	1	2		3
Volley Winners	1	0		1	0	1		1

	1 Set									
WILLIAMS V (7)	*1	1	*1	1	*2	3	*4	5	*6	
AZARENKA V (12)	0	*1	2	*3	3	*3	3	*3	3	3

	2 Set									
WILLIAMS V (7)	1	*1	2	*3	3	*4	5	*6		
AZARENKA V (12)	*0	1	*1	1	*2	2	*2	2		

Note:
For detailed scorecard information contact venue press centre.

Legend:
A Alternate **Def** Defaulted **Dsq** Disqualified **INV** Invitation **IP** ITF Place
Ret Retired **Susp** Suspended **Wo** Walkover **W** Winner ***** Server



MATCH STATISTICS
 比赛技术统计 / STATISTIQUES DU MATCH

	KANEPI Kaia	EST	6	2	0		
W	LI Na	CHN	4	6	6		
Match elapsed time: 1h46min			47min	31min	28min		

Court: Centre

Chair Umpire: GARNER Jake (USA)

	KANEPI K				LI N			
	1Set	2Set	3Set	Total	1Set	2Set	3Set	Total
1st Serve %	50	57	24	46	56	75	61	63
Aces	1	1	1	3	0	1	2	3
Service Winners	3	3	0	6	4	1	3	8
Double Faults	6	0	2	8	3	0	1	4
1st Serve Points Won	15	6	3	24	11	12	8	31
1st Serve Points Played	21	13	4	38	18	15	11	44
1st Serve Winning %	71	46	75	63	61	80	73	70
1st Service Max Speed	kmh 169	165	163	169	162	161	163	163
	mph 105	103	101	105	101	100	101	101
2nd Serve Points Won	10	5	2	17	7	4	4	15
2nd Serve Points Played	21	10	13	44	14	5	7	26
2nd Serve Winning %	48	50	15	39	50	80	57	58
2nd Service Max Speed	kmh 166	162	141	166	142	141	140	142
	mph 103	101	88	103	88	88	87	88
Break Points Converted	2	0	0	2	1	2	3	6
Break Points Opportunities	4	0	0	4	4	5	5	14
Break Point Conversion %	50	0	0	50	25	40	60	43
Net Points Won	0	0	0	0	0	2	1	3
Net Point Played	1	1	0	2	0	2	1	3
Net Point Winning %	0	0	0	0	0	100	100	100
Total Points Won	39	15	11	65	35	28	24	87
Winners	1	2	1	4	8	6	2	16
Unforced Errors	17	20	15	52	31	9	8	48
Forehand Winners	0	0	0	0	7	5	2	14
Backhand Winners	1	2	1	4	1	1	0	2
Volley Winners	0	0	0	0	0	0	0	0

	1 Set									
KANEPI K	*0	1	*2	2	*3	3	*4	4	*5	6
LI N	1	*1	1	*2	2	*3	3	*4	4	*4

	2 Set							
KANEPI K	*0	0	*1	1	*1	1	*2	2
LI N	1	*2	2	*3	4	*5	5	*6

	3 Set					
KANEPI K	*0	0	*0	0	*0	0
LI N	1	*2	3	*4	5	*6

Note:
 For detailed scorecard information contact venue press centre.

Legend:
A Alternate **Def** Defaulted **Dsq** Disqualified **INV** Invitation **IP** ITF Place Server
Ret Retired **Susp** Suspended **Wo** Walkover **W** Winner *



MATCH STATISTICS

比赛技术统计 / STATISTIQUES DU MATCH

W	SAFINA Dinara (6)	RUS	6	6			
	ZHENG Jie	CHN	4	3			
Match elapsed time: 1h27min			43min	44min			

Court: 1

Chair Umpire: JOSEPH Emmanuel (FRA)

	SAFINA D (6)				ZHENG J			
	1Set	2Set	3Set	Total	1Set	2Set	3Set	Total
1st Serve %	55	59		57	64	67		65
Aces	2	1		3	0	0		0
Service Winners	3	3		6	3	2		5
Double Faults	4	4		8	1	1		2
1st Serve Points Won	13	9		22	14	11		25
1st Serve Points Played	16	13		29	21	22		43
1st Serve Winning %	81	69		76	67	50		58
1st Service Max Speed	kmh	171	167	171	161	154		161
	mph	106	104	106	100	96		100
2nd Serve Points Won	5	4		9	4	4		8
2nd Serve Points Played	13	9		22	12	11		23
2nd Serve Winning %	38	44		41	33	36		35
2nd Service Max Speed	kmh	171	161	171	138	156		156
	mph	106	100	106	86	97		97
Break Points Converted	2	3		5	1	1		2
Break Points Opportunities	2	5		7	1	1		2
Break Point Conversion %	100	60		71	100	100		100
Net Points Won	2	3		5	0	1		1
Net Point Played	3	5		8	0	2		2
Net Point Winning %	67	60		63	0	50		50
Total Points Won	33	31		64	29	24		53
Winners	11	6		17	4	6		10
Unforced Errors	18	12		30	16	20		36
Forehand Winners	10	4		14	0	4		4
Backhand Winners	1	2		3	4	2		6
Volley Winners	1	3		4	0	1		1

	1 Set										2 Set									
	0	*1	2	*3	3	*3	4	*5	5	*6	0	*0	1	*2	2	*3	3	*3	4	*5
SAFINA D (6)																				
ZHENG J	*1	1	*1	1	*2	3	*3	3	*4	4	*1	2	*2	2	*3	3	*3	3	*3	

Note:
For detailed scorecard information contact venue press centre.

Legend:
A Alternate **Def** Defaulted **Dsq** Disqualified **INV** Invitation **IP** ITF Place
Ret Retired **Susp** Suspended **Wo** Walkover **W** Winner ***** Server



MATCH STATISTICS

比赛技术统计 / STATISTIQUES DU MATCH

	CIBULKOVA Dominika (16)	SVK	5	1			
W	JANKOVIC Jelena (2)	SRB	7	6			
Match elapsed time: 1h55min			62min	53min			

Court: 1

Chair Umpire: SERI Raffaella (ITA)

	CIBULKOVA D (16)				JANKOVIC J (2)			
	1Set	2Set	3Set	Total	1Set	2Set	3Set	Total
1st Serve %	62	69		66	63	68		65
Aces	0	0		0	3	1		4
Service Winners	0	1		1	8	1		9
Double Faults	1	2		3	1	0		1
1st Serve Points Won	11	13		24	17	13		30
1st Serve Points Played	23	25		48	26	17		43
1st Serve Winning %	48	52		50	65	76		70
1st Service Max Speed	kmh 159	153		159	166	169		169
	mph 99	95		99	103	105		105
2nd Serve Points Won	9	4		13	5	5		10
2nd Serve Points Played	14	11		25	15	8		23
2nd Serve Winning %	64	36		52	33	63		43
2nd Service Max Speed	kmh 128	128		128	142	143		143
	mph 80	80		80	88	89		89
Break Points Converted	2	0		2	3	2		5
Break Points Opportunities	5	3		8	5	10		15
Break Point Conversion %	40	0		25	60	20		33
Net Points Won	3	4		7	1	6		7
Net Point Played	3	5		8	3	7		10
Net Point Winning %	100	80		88	33	86		70
Total Points Won	39	24		63	39	37		76
Winners	7	11		18	5	9		14
Unforced Errors	22	24		46	31	12		43
Forehand Winners	7	10		17	3	7		10
Backhand Winners	0	1		1	2	2		4
Volley Winners	1	3		4	0	1		1

	1 Set											
	0	*0	0	*1	2	*3	4	*4	4	*5	5	*5
CIBULKOVA D (16)												
JANKOVIC J (2)	*1	2	*3	3	*3	3	*3	4	*5	5	*6	7

	2 Set						
	0	*1	1	*1	1	*1	1
CIBULKOVA D (16)							
JANKOVIC J (2)	*1	1	*2	3	*4	5	*6

Note:

For detailed scorecard information contact venue press centre.

Legend:

A Alternate **Def** Defaulted **Dsq** Disqualified **INV** Invitation **IP** ITF Place Server
Ret Retired **Susp** Suspended **Wo** Walkover **W** Winner * *



MATCH STATISTICS

比赛技术统计 / STATISTIQUES DU MATCH

	BAMMER Sybille	AUT	3	6	3		
W	ZVONAREVA Vera (9)	RUS	6	3	6		
Match elapsed time: 2h04min			39min	39min	46min		

Court: 2

Chair Umpire: ZALOGA Gabriela (POL)

	BAMMER S				ZVONAREVA V (9)			
	1Set	2Set	3Set	Total	1Set	2Set	3Set	Total
1st Serve %	53	57	75	61	72	68	67	69
Aces	0	0	0	0	2	0	1	3
Service Winners	0	1	0	1	0	1	0	1
Double Faults	3	2	1	6	3	0	0	3
1st Serve Points Won	10	13	14	37	16	9	12	37
1st Serve Points Played	18	17	24	59	21	19	18	58
1st Serve Winning %	56	76	58	63	76	47	67	64
1st Service Max Speed	kmh	160	165	163	165	162	160	160
	mph	99	103	101	103	101	99	99
2nd Serve Points Won	7	6	2	15	3	5	5	13
2nd Serve Points Played	16	13	8	37	8	9	9	26
2nd Serve Winning %	44	46	25	41	38	56	56	50
2nd Service Max Speed	kmh	152	138	134	152	137	132	127
	mph	94	86	83	94	85	82	79
Break Points Converted	1	2	1	4	2	1	2	5
Break Points Opportunities	2	5	1	8	6	4	5	15
Break Point Conversion %	50	40	100	50	33	25	40	33
Net Points Won	4	3	5	12	0	1	1	2
Net Point Played	5	7	10	22	0	2	2	4
Net Point Winning %	80	43	50	55	0	50	50	50
Total Points Won	27	33	26	86	36	25	33	94
Winners	11	12	9	32	2	3	4	9
Unforced Errors	29	19	27	75	13	20	17	50
Forehand Winners	6	9	7	22	0	2	2	4
Backhand Winners	5	3	2	10	2	1	2	5
Volley Winners	3	3	3	9	0	1	1	2

	1 Set							2 Set							3 Set																					
	0	*1	1	*1	1	*1	2	*3	3	*1	2	*3	4	*5	5	*5	5	*6	6	0	*0	0	*1	2	*3	3	*3	3	*1	2	*3	3	*3	3	*4	5
BAMMER S																																				
ZVONAREVA V (9)																																				

Note:
 For detailed scorecard information contact venue press centre.

Legend:
A Alternate **Def** Defaulted **Dsq** Disqualified **INV** Invitation **IP** ITF Place Server
Ret Retired **Susp** Suspended **Wo** Walkover **W** Winner *



MATCH STATISTICS

比赛技术统计 / STATISTIQUES DU MATCH

	WILLIAMS Serena (4)	USA	6	4	3		
W	DEMENTIEVA Elena (5)	RUS	3	6	6		
Match elapsed time: 2h05min			30min	48min	47min		

Court: 1

Chair Umpire: LANG Alison (GBR)

	WILLIAMS S (4)				DEMENTIEVA E (5)				
	1Set	2Set	3Set	Total	1Set	2Set	3Set	Total	
1st Serve %	70	50	71	64	63	48	62	57	
Aces	2	0	3	5	1	0	0	1	
Service Winners	2	1	5	8	2	4	2	8	
Double Faults	0	3	1	4	1	2	1	4	
1st Serve Points Won	14	9	17	40	9	10	13	32	
1st Serve Points Played	19	16	29	64	15	13	16	44	
1st Serve Winning %	74	56	59	63	60	77	81	73	
1st Service Max Speed	kmh	176	174	179	179	169	166	167	169
	mph	109	108	111	111	105	103	104	105
2nd Serve Points Won	7	7	4	18	4	7	5	16	
2nd Serve Points Played	8	16	12	36	9	14	10	33	
2nd Serve Winning %	88	44	33	50	44	50	50	48	
2nd Service Max Speed	kmh	139	134	132	139	142	135	134	142
	mph	86	83	82	86	88	84	83	88
Break Points Converted	1	1	1	3	0	2	2	4	
Break Points Opportunities	2	2	1	5	0	3	7	10	
Break Point Conversion %	50	50	100	60	0	67	29	40	
Net Points Won	2	1	0	3	0	1	0	1	
Net Point Played	2	3	4	9	1	2	3	6	
Net Point Winning %	100	33	0	33	0	50	0	17	
Total Points Won	32	26	29	87	19	33	38	90	
Winners	9	4	2	15	3	3	4	10	
Unforced Errors	13	23	31	67	18	19	18	55	
Forehand Winners	8	2	1	11	2	3	3	8	
Backhand Winners	1	2	1	4	1	0	1	2	
Volley Winners	1	1	0	2	0	0	0	0	

	1 Set									
WILLIAMS S (4)	*1	2	*3	3	*4	4	*5	5	*6	
DEMENTIEVA E (5)	0	*0	0	*1	1	*2	2	*3	3	

	2 Set									
WILLIAMS S (4)	0	*1	2	*3	3	*4	4	*4	4	*4
DEMENTIEVA E (5)	*1	1	*1	1	*2	2	*3	4	*5	6

	3 Set									
WILLIAMS S (4)	0	*0	0	*0	0	*1	2	*3	3	
DEMENTIEVA E (5)	*1	2	*3	4	*5	5	*5	5	*6	

Note:
For detailed scorecard information contact venue press centre.

Legend:
A Alternate **Def** Defaulted **Dsq** Disqualified **INV** Invitation **IP** ITF Place Server
Ret Retired **Susp** Suspended **Wo** Walkover **W** Winner *



MATCH STATISTICS

比赛技术统计 / STATISTIQUES DU MATCH

	WILLIAMS Venus (7)	USA	5	5			
W	LI Na	CHN	7	7			
Match elapsed time: 2h07min			67min	60min			

Court: Centre

Chair Umpire: RAMOS Carlos (POR)

	WILLIAMS V (7)				LI N			
	1Set	2Set	3Set	Total	1Set	2Set	3Set	Total
1st Serve %	56	70		61	74	56		66
Aces	3	0		3	2	1		3
Service Winners	8	1		9	2	4		6
Double Faults	9	3		12	1	1		2
1st Serve Points Won	22	13		35	24	15		39
1st Serve Points Played	29	23		52	35	24		59
1st Serve Winning %	76	57		67	69	63		66
1st Service Max Speed	kmh 194	179		194	159	158		159
	mph 121	111		121	99	98		99
2nd Serve Points Won	6	4		10	4	9		13
2nd Serve Points Played	23	10		33	12	19		31
2nd Serve Winning %	26	40		30	33	47		42
2nd Service Max Speed	kmh 155	156		156	145	143		145
	mph 96	97		97	90	89		90
Break Points Converted	1	2		3	2	3		5
Break Points Opportunities	3	4		7	7	4		11
Break Point Conversion %	33	50		43	29	75		45
Net Points Won	5	3		8	4	3		7
Net Point Played	7	3		10	6	4		10
Net Point Winning %	71	100		80	67	75		70
Total Points Won	47	36		83	52	40		92
Winners	4	6		10	12	7		19
Unforced Errors	27	25		52	31	28		59
Forehand Winners	4	3		7	6	4		10
Backhand Winners	0	3		3	6	3		9
Volley Winners	1	2		3	4	0		4

	1 Set											
WILLIAMS V (7)	*1	2	*3	3	*4	4	*4	4	*5	5	*5	5
LI N	0	*0	0	*1	1	*2	3	*4	4	*5	6	*7

	2 Set											
WILLIAMS V (7)	*0	1	*1	1	*2	3	*4	4	*5	5	*5	5
LI N	1	*1	2	*3	3	*3	3	*4	4	*5	6	*7

Note:
 For detailed scorecard information contact venue press centre.

Legend:
A Alternate **Def** Defaulted **Dsq** Disqualified **INV** Invitation **IP** ITF Place Server
Ret Retired **Susp** Suspended **Wo** Walkover **W** Winner *



MATCH STATISTICS

比赛技术统计 / STATISTIQUES DU MATCH

W	SAFINA Dinara (6)	RUS	6	5	6		
	JANKOVIC Jelena (2)	SRB	2	7	3		
Match elapsed time: 2h24min			40min	56min	48min		

Court: Centre

Chair Umpire: ALVES Mariana (POR)

	SAFINA D (6)				JANKOVIC J (2)			
	1Set	2Set	3Set	Total	1Set	2Set	3Set	Total
1st Serve %	68	51	56	58	65	69	57	64
Aces	3	2	4	9	0	0	0	0
Service Winners	4	4	4	12	3	5	2	10
Double Faults	2	6	3	11	0	1	2	3
1st Serve Points Won	17	18	16	51	8	19	10	37
1st Serve Points Played	23	21	20	64	17	27	17	61
1st Serve Winning %	74	86	80	80	47	70	59	61
1st Service Max Speed	kmh 172	170	171	172	165	169	166	169
	mph 107	106	106	107	103	105	103	105
2nd Serve Points Won	5	5	8	18	5	6	8	19
2nd Serve Points Played	11	20	16	47	9	12	13	34
2nd Serve Winning %	45	25	50	38	56	50	62	56
2nd Service Max Speed	kmh 154	151	215	215	144	144	160	160
	mph 96	94	134	134	89	89	99	99
Break Points Converted	2	1	1	4	0	2	0	2
Break Points Opportunities	2	3	3	8	4	5	3	12
Break Point Conversion %	100	33	33	50	0	40	0	17
Net Points Won	2	5	3	10	0	6	2	8
Net Point Played	5	7	3	15	2	6	4	12
Net Point Winning %	40	71	100	67	0	100	50	67
Total Points Won	35	37	36	108	25	43	30	98
Winners	6	10	12	28	3	11	4	18
Unforced Errors	17	21	21	59	22	20	14	56
Forehand Winners	3	6	11	20	3	9	1	13
Backhand Winners	3	4	1	8	0	2	3	5
Volley Winners	1	1	1	3	0	2	1	3

	1 Set							
SAFINA D (6)	*1	1	*2	3	*4	4	*5	6
JANKOVIC J (2)	0	*1	1	*1	1	*2	2	*2

	2 Set											
SAFINA D (6)	*1	1	*1	1	*2	2	*3	3	*4	5	*5	5
JANKOVIC J (2)	0	*1	2	*3	3	*4	4	*5	5	*5	6	*7

	3 Set									
SAFINA D (6)	*1	1	*2	3	*4	4	*5	5	*6	6
JANKOVIC J (2)	0	*1	1	*1	1	*2	2	*3	3	

Note:
For detailed scorecard information contact venue press centre.

Legend:
A Alternate **Def** Defaulted **Dsq** Disqualified **INV** Invitation **IP** ITF Place Server
Ret Retired **Susp** Suspended **Wo** Walkover **W** Winner *



MATCH STATISTICS
比赛技术统计 / STATISTIQUES DU MATCH

	ZVONAREVA Vera (9)	RUS	3	6(3)			
W	DEMENTIEVA Elena (5)	RUS	6	7			
Match elapsed time: 2h06min			41min	85min			

Court: 1

Chair Umpire: JOSEPH Emmanuel (FRA)

	ZVONAREVA V (9)				DEMENTIEVA E (5)			
	1Set	2Set	3Set	Total	1Set	2Set	3Set	Total
1st Serve %	61	60		60	74	58		63
Aces	0	0		0	1	0		1
Service Winners	1	3		4	1	2		3
Double Faults	2	0		2	2	4		6
1st Serve Points Won	10	21		31	12	22		34
1st Serve Points Played	22	31		53	20	33		53
1st Serve Winning %	45	68		58	60	67		64
1st Service Max Speed	kmh	163	160	163	170	170		170
	mph	101	99	101	106	106		106
2nd Serve Points Won	4	7		11	2	10		12
2nd Serve Points Played	14	21		35	7	24		31
2nd Serve Winning %	29	33		31	29	42		39
2nd Service Max Speed	kmh	163	153	163	132	162		162
	mph	101	95	101	82	101		101
Break Points Converted	2	2		4	4	2		6
Break Points Opportunities	3	8		11	5	8		13
Break Point Conversion %	67	25		36	80	25		46
Net Points Won	2	8		10	1	1		2
Net Point Played	3	11		14	1	5		6
Net Point Winning %	67	73		71	100	20		33
Total Points Won	27	53		80	36	56		92
Winners	5	16		21	6	18		24
Unforced Errors	26	36		62	19	30		49
Forehand Winners	4	12		16	5	16		21
Backhand Winners	1	4		5	1	2		3
Volley Winners	1	5		6	0	1		1

	1 Set								
	*0	1	*1	2	*2	3	*3	3	*3
ZVONAREVA V (9)									
DEMENTIEVA E (5)	1	*1	2	*2	3	*4	4	*5	6

	2 Set												
	1	*1	1	*2	2	*2	3	*4	4	*5	5	*6	6(3)
ZVONAREVA V (9)													
DEMENTIEVA E (5)	*0	1	*2	2	*3	4	*4	4	*5	5	*6	6	7

Note:
For detailed scorecard information contact venue press centre.

Legend:
A Alternate **Def** Defaulted **Dsq** Disqualified **INV** Invitation **IP** ITF Place
Ret Retired **Susp** Suspended **Wo** Walkover **W** Winner * Server



MATCH STATISTICS

比赛技术统计 / STATISTIQUES DU MATCH

	LI Na	CHN	6(3)	5			
W	SAFINA Dinara (6)	RUS	7	7			
Match elapsed time: 2h10min			71min	59min			

Court: Centre

Chair Umpire: NOUNI Kader (FRA)

	LI N				SAFINA D (6)			
	1Set	2Set	3Set	Total	1Set	2Set	3Set	Total
1st Serve %	60	72		66	60	54		58
Aces	1	0		1	6	1		7
Service Winners	2	3		5	3	4		7
Double Faults	2	3		5	6	6		12
1st Serve Points Won	15	19		34	21	14		35
1st Serve Points Played	25	33		58	33	19		52
1st Serve Winning %	60	58		59	64	74		67
1st Service Max Speed	kmh	161	157	161	170	171		171
	mph	100	98	100	106	106		106
2nd Serve Points Won	5	6		11	8	9		17
2nd Serve Points Played	17	13		30	22	16		38
2nd Serve Winning %	29	46		37	36	56		45
2nd Service Max Speed	kmh	145	139	145	150	146		150
	mph	90	86	90	93	91		93
Break Points Converted	3	1		4	3	2		5
Break Points Opportunities	6	1		7	4	9		13
Break Point Conversion %	50	100		57	75	22		38
Net Points Won	8	5		13	2	2		4
Net Point Played	10	7		17	2	2		4
Net Point Winning %	80	71		76	100	100		100
Total Points Won	46	37		83	51	44		95
Winners	14	15		29	5	2		7
Unforced Errors	35	34		69	23	13		36
Forehand Winners	4	9		13	4	2		6
Backhand Winners	10	6		16	1	0		1
Volley Winners	2	3		5	0	0		0

LI N	1 Set												
	*0	0	*1	1	*2	3	*4	4	*4	5	*5	6	6(3)
SAFINA D (6)	1	*2	2	*3	3	*3	3	*4	5	*5	6	*6	7

	2 Set											
	0	*1	1	*2	3	*4	4	*5	5	*5	5	*5
	*1	1	*2	2	*2	2	*3	3	*4	5	*6	7

Note:
 For detailed scorecard information contact venue press centre.

Legend:
A Alternate **Def** Defaulted **Dsq** Disqualified **INV** Invitation **IP** ITF Place
Ret Retired **Susp** Suspended **Wo** Walkover **W** Winner * Server



MATCH STATISTICS

比赛技术统计 / STATISTIQUES DU MATCH

W	ZVONAREVA Vera (9)	RUS	6	7			
	LI Na	CHN	0	5			
Match elapsed time: 1h10min			19min	51min			

Court: 1

Chair Umpire: ASDERAKI Eva (GRE)

	ZVONAREVA V (9)				LI N			
	1Set	2Set	3Set	Total	1Set	2Set	3Set	Total
1st Serve %	58	78		71	86	68		72
Aces	0	1		1	0	1		1
Service Winners	3	0		3	0	2		2
Double Faults	1	0		1	1	0		1
1st Serve Points Won	7	13		20	2	11		13
1st Serve Points Played	11	25		36	12	27		39
1st Serve Winning %	64	52		56	17	41		33
1st Service Max Speed	kmh	162	165	165	158	158		158
	mph	101	103	103	98	98		98
2nd Serve Points Won	6	3		9	0	6		6
2nd Serve Points Played	8	7		15	2	13		15
2nd Serve Winning %	75	43		60	0	46		40
2nd Service Max Speed	kmh	137	132	137	128	148		148
	mph	85	82	85	80	92		92
Break Points Converted	3	4		7	0	3		3
Break Points Opportunities	4	7		11	2	4		6
Break Point Conversion %	75	57		64	0	75		50
Net Points Won	1	1		2	0	4		4
Net Point Played	1	2		3	0	6		6
Net Point Winning %	100	50		67	0	67		67
Total Points Won	25	39		64	8	33		41
Winners	2	5		7	2	8		10
Unforced Errors	5	22		27	19	33		52
Forehand Winners	1	3		4	2	6		8
Backhand Winners	1	2		3	0	2		2
Volley Winners	1	1		2	0	0		0

	1 Set						2 Set											
	*1	2	*3	4	*5	6	*0	1	*1	1	*2	3	*4	4	*4	5	*6	7
ZVONAREVA V (9)																		
LI N	0	*0	0	*0	0	*0	1	*1	2	*3	3	*3	3	*4	5	*5	5	*5

Note:
 For detailed scorecard information contact venue press centre.

Legend:
A Alternate **Def** Defaulted **Dsq** Disqualified **INV** Invitation **IP** ITF Place
Ret Retired **Susp** Suspended **Wo** Walkover **W** Winner ***** Server



MATCH STATISTICS
比赛技术统计 / STATISTIQUES DU MATCH

W	DEMENTIEVA Elena (5)	RUS	3	7	6		
	SAFINA Dinara (6)	RUS	6	5	3		
Match elapsed time: 2h34min			36min	66min	52min		

Court: Centre

Chair Umpire: LANG Alison (GBR)

	DEMENTIEVA E (5)				SAFINA D (6)				
	1Set	2Set	3Set	Total	1Set	2Set	3Set	Total	
1st Serve %	55	71	72	68	58	59	39	53	
Aces	0	0	0	0	2	3	0	5	
Service Winners	0	4	3	7	6	7	1	14	
Double Faults	0	2	1	3	3	5	9	17	
1st Serve Points Won	4	20	13	37	16	18	8	42	
1st Serve Points Played	11	30	21	62	21	27	13	61	
1st Serve Winning %	36	67	62	60	76	67	62	69	
1st Service Max Speed	kmh	165	170	167	170	169	169	170	170
	mph	103	106	104	106	105	105	106	106
2nd Serve Points Won		4	6	3	13	4	8	7	19
2nd Serve Points Played		9	12	8	29	15	19	20	54
2nd Serve Winning %		44	50	38	45	27	42	35	35
2nd Service Max Speed	kmh	137	138	134	138	146	149	141	149
	mph	85	86	83	86	91	93	88	93
Break Points Converted		2	2	3	7	3	1	2	6
Break Points Opportunities		9	5	4	18	5	4	4	13
Break Point Conversion %		22	40	75	39	60	25	50	46
Net Points Won		1	3	1	5	2	2	1	5
Net Point Played		2	4	2	8	2	2	2	6
Net Point Winning %		50	75	50	63	100	100	50	83
Total Points Won		24	46	34	104	32	42	28	102
Winners		9	10	7	26	4	4	5	13
Unforced Errors		20	26	21	67	12	27	15	54
Forehand Winners		6	8	5	19	3	3	2	8
Backhand Winners		3	2	2	7	1	1	3	5
Volley Winners		0	2	0	2	0	0	1	1

	1 Set								
DEMENTIEVA E (5)	1	*1	2	*2	2	*2	2	*3	3
SAFINA D (6)	*0	1	*1	2	*3	4	*5	5	*6

	2 Set											
DEMENTIEVA E (5)	*1	1	*2	3	*4	4	*4	4	*5	5	*6	7
SAFINA D (6)	0	*1	1	*1	1	*2	3	*4	4	*5	5	*5

	3 Set									
DEMENTIEVA E (5)	*1	2	*2	3	*4	4	*4	5	*6	6
SAFINA D (6)	0	*0	1	*1	1	*2	3	*3	3	3

Note:
For detailed scorecard information contact venue press centre.

Legend:
A Alternate **Def** Defaulted **Dsq** Disqualified **INV** Invitation **IP** ITF Place
Ret Retired **Susp** Suspended **Wo** Walkover **W** Winner * Server



ENTRY LIST BY EVENT As of 7 AUG 2008

按项目的报名名单 / LISTE DES INSCRITS PAR ÉPREUVE

Ranking 4 AUG 2008	Name	NOC Code	Qualified Type	Seed
3 7	KUZNETSOVA Svetlana SAFINA Dinara	RUS		1
5 8	WILLIAMS Serena WILLIAMS Venus	USA		2
8 7	CHAN Yung-Jan CHUANG Chia-Jung	TPE		3
11 12	MEDINA GARRIGUES Anabel RUANO PASCUAL Virginia	ESP		4
24 1	DAVENPORT Lindsay HUBER Liezel	USA		5
14 13	BONDARENKO Alona BONDARENKO Kateryna	UKR		6
21 11	VESNINA Elena ZVONAREVA Vera	RUS		7
15 20	YAN Zi ZHENG Jie	CHN		8
35 111	DULKO Gisela JOZAMI Betina	ARG	IP	
27 40	DELLACQUA Casey MOLIK Alicia	AUS		
36 4	STOSUR Samantha STUBBS Rennae	AUS		
10 31	AZARENKA Victoria POUTCHEK Tatiana	BLR		
47 81	GOVORTSOVA Olga KUSTOVA Darya	BLR		
25 24	PENG Shuai SUN Tiantian	CHN		
23 21	BENESOVA Iveta VAIDISOVA Nicole	CZE		
59 73	KVITOVA Petra SAFAROVA Lucie	CZE		
37 34	LLAGOSTERA VIVES Nuria MARTINEZ SANCHEZ Maria Jose	ESP		
97 48	ANI Maret KANEPI Kaia	EST	IP	
19 27	CORNET Alize RAZZANO Virginie	FRA		
28 46	GOLOVIN Tatiana PARMENTIER Pauline	FRA		



ENTRY LIST BY EVENT As of 7 AUG 2008

按项目的报名名单 / LISTE DES INSCRITS PAR ÉPREUVE

Ranking 4 AUG 2008	Name	NOC Code	Qualified Type	Seed
51	DANIILIDOU Eleni	GRE	IP	
230	GERASIMOU Anna			
142	ARN Greta	HUN	IP	
35	SZAVAY Agnes			
26	MIRZA Sania	IND	IP	
126	RAO Sunitha			
117	OBZILER Tzipora	ISR	IP	
16	PEER Shahar			
17	PENNETTA Flavia	ITA		
26	SCHIAVONE Francesca			
39	SANTANGELO Mara	ITA		
150	VINCI Roberta			
72	MORITA Ayumi	JPN		
5	SUGIYAMA Ai			
54	DOMACHOWSKA Marta	POL		
9	RADWANSKA Agnieszka			
63	JANS Klaudia	POL	IP	
51	ROSOLSKA Alicja			
149	GAGLIARDI Emmanuelle	SUI	IP	
16	SCHNYDER Patty			
12	HANTUCHOVA Daniela	SVK		
28	HUSAROVA Janette			
46	KORYTTSEVA Mariya	UKR		
45	PEREBIYNIS Tatiana			

Note:
All changes are available in INFO

Legend:
A Alternate INV Invitation IP ITF Place * Without ranking



DRAW As of 17 AUG 2008

抽签 / TIRAGE AU SORT

Rank	1st Round	Seed	2nd Round	Quarterfinal	Semifinal	Final
3	KUZNETSOVA Svetlana	(1)	RUS	KUZNETSOVA S		
7	SAFINA Dinara			SAFINA D (1)		
39	SANTANGELO Mara		ITA	6-1 3-6 7-5	KUZNETSOVA S	
150	VINCI Roberta				SAFINA D (1)	
28	GOLOVIN Tatiana		FRA	MIRZA S	6-4 6-4	
46	PARMENTIER Pauline			RAO S(IP)		
26	MIRZA Sania	(IP)	IND	Wo	YAN Z	
126	RAO Sunitha				ZHENG J (8)	
149	GAGLIARDI Emmanuelle	(IP)	SUI	GAGLIARDI E	6-3 5-7 10-8	
16	SCHNYDER Patty			SCHNYDER P(IP)		
51	DANIILIDOU Eleni	(IP)	GRE	6-0 6-4	YAN Z	
230	GERASIMOU Anna				ZHENG J (8)	
12	HANTUCHOVA Daniela		SVK	YAN Z	6-3 7-6(2)	
28	HUSAROVA Janette			ZHENG J (8)		
15	YAN Zi			6-1 7-6(9)		
20	ZHENG Jie	(8)	CHN			MEDINA G. A
11	MEDINA GARRIGUES Anabel		ESP	MEDINA G. A		RUANO PASCUAL V (4)
12	RUANO PASCUAL Virginia	(4)		RUANO PASCUAL V (4)		6-4 7-6(5)
46	KORYTTSEVA Mariya		UKR	6-3 6-4	MEDINA G. A	
45	PEREBIYNIS Tatiana				RUANO PASCUAL V (4)	
36	STOSUR Samantha		AUS	STOSUR S	4-6 6-4 6-4	
4	STUBBS Rennae			STUBBS R		
59	KVITOVA Petra		CZE	6-1 6-0	MEDINA G. A	
73	SAFAROVA Lucie				RUANO PASCUAL V (4)	
97	ANI Maret	(IP)	EST	AZARENKA V	5-7 7-6(6) 8-6	
48	KANEPI Kaia			POUTCHEK T		
10	AZARENKA Victoria		BLR	6-2 6-2	DAVENPORT L	
31	POUTCHEK Tatiana				HUBER L (5)	
63	JANS Klaudia	(IP)	POL	DAVENPORT L	6-4 4-6 6-3	
51	ROSOLSKA Alicja			HUBER L (5)		Winner
24	DAVENPORT Lindsay		USA	6-2 6-1		WILLIAMS S
1	HUBER Liezel	(5)				WILLIAMS V (2)
14	BONDARENKO Alona		UKR	BONDARENKO A		6-2 6-0
13	BONDARENKO Kateryna	(6)		BONDARENKO K (6)		
54	DOMACHOWSKA Marta		POL	6-3 6-2	BONDARENKO A	
9	RADWANSKA Agnieszka				BONDARENKO K (6)	
47	GOVORTSOVA Olga		BLR	GOVORTSOVA O	6-1 6-3	
81	KUSTOVA Darya			KUSTOVA D		
25	PENG Shuai		CHN	7-6(1) 7-6(3)	BONDARENKO A	
24	SUN Tiantian				BONDARENKO K (6)	
27	DELLACQUA Casey		AUS	PENNETTA F	6-1 3-6 7-5	
40	MOLIK Alicia			SCHIAVONE F		
17	PENNETTA Flavia		ITA	6-4 6-4	PENNETTA F	
26	SCHIAVONE Francesca				SCHIAVONE F	
19	CORNET Alize		FRA	CHAN YJ	7-6(1) 1-6 8-6	
27	RAZZANO Virginie			CHUANG CJ (3)		
8	CHAN Yung-Jan		TPE	7-6(2) 6-7(3) 7-5		WILLIAMS S
7	CHUANG Chia-Jung	(3)				WILLIAMS V (2)
21	VESNINA Elena		RUS	VESNINA E		4-6 6-4 6-1
11	ZVONAREVA Vera	(7)		ZVONAREVA V (7)		
37	LLAGOSTERA VIVES Nuria		ESP	2-6 6-1 6-3	VESNINA E	
34	MARTINEZ SANCHEZ Maria Jose				ZVONAREVA V (7)	
117	OBZILER Tzipora	(IP)	ISR	DULKO G	6-2 6-3	
16	PEER Shahar			JOZAMI B(IP)		
35	DULKO Gisela	(IP)	ARG	6-3 6-2	WILLIAMS S	
111	JOZAMI Betina				WILLIAMS V (2)	
72	MORITA Ayumi		JPN	MORITA A	6-4 6-0	
5	SUGIYAMA Ai			SUGIYAMA A		
142	ARN Greta	(IP)	HUN	6-3 6-3	WILLIAMS S	
35	SZAVAY Agnes				WILLIAMS V (2)	
23	BENESOVA Iveta		CZE	WILLIAMS S	7-5 6-2	Bronze Medal
21	VAIDISOVA Nicole			WILLIAMS V (2)		YAN Z
5	WILLIAMS Serena		USA	4-6 7-5 6-1		ZHENG J (8)
8	WILLIAMS Venus	(2)			BONDARENKO A	YAN Z
					BONDARENKO K (6)	6-2 6-2

Note:
 Ranking as of 4 AUG 2008

Legend:
 A Alternate Def Defaulted Dsq Disqualified INV Invitation IP ITF Place Ret Retired Wo Walkover



MATCH STATISTICS
比赛技术统计 / STATISTIQUES DES MATCHS

W	KUZNETSOVA Svetlana SAFINA Dinara	(1) RUS	6	3	7		
	SANTANGELO Mara VINCI Roberta	ITA	1	6	5		
Match elapsed time: 1h57min			21min	46min	50min		

Court: 8

Chair Umpire: ABDEL-AZIM Ahmed (EGY)

	KUZNETSOVA/SAFINA (1)				SANTANGELO/VINCI			
	1Set	2Set	3Set	Total	1Set	2Set	3Set	Total
1st Serve %	56	66	82	69	61	76	62	67
Aces	0	0	1	1	0	0	3	3
Service Winners	0	0	0	0	0	0	0	0
Double Faults	0	1	1	2	1	0	2	3
1st Serve Points Won	9	15	20	44	5	18	19	42
1st Serve Points Played	14	21	28	63	17	32	28	77
1st Serve Winning %	64	71	71	70	29	56	68	55
2nd Serve Points Won	5	3	3	11	4	7	6	17
2nd Serve Points Played	11	11	6	28	11	10	17	38
2nd Serve Winning %	45	27	50	39	36	70	35	45
Break Points Converted	4	0	2	6	1	2	1	4
Break Points Opportunities	7	7	5	19	5	5	2	12
Break Point Conversion %	57	0	40	32	20	40	50	33
Total Points Won	33	35	43	111	20	39	36	95

	1 Set						
	1	*2	3	*4	5	*5	6
KUZNETSOVA/SAFINA (1)							
SANTANGELO/VINCI	*0	0	*0	0	*0	1	*1

	2 Set								
	*1	1	*1	1	*2	2	*3	3	*3
KUZNETSOVA/SAFINA (1)									
SANTANGELO/VINCI	0	*1	2	*3	3	*4	4	*5	6

	3 Set											
	0	*1	1	*2	2	*2	3	*4	4	*5	6	*7
KUZNETSOVA/SAFINA (1)												
SANTANGELO/VINCI	*1	1	*2	2	*3	4	*4	4	*5	5	*5	5

Note:
For detailed scorecard information contact venue press centre.

Legend:
A Alternate **Def** Defaulted **Dsq** Disqualified **INV** Invitation **IP** ITF Place
Ret Retired **Susp** Suspended **Wo** Walkover **W** Winner * Server



MATCH STATISTICS
 比赛技术统计 / STATISTIQUES DES MATCHS

	GOLOVIN Tatiana PARMENTIER Pauline	FRA					
W	MIRZA Sania RAO Sunitha	(IP) IND					WO

Court: 9

	GOLOVIN/PARMENTIER				MIRZA/RAO(IP)			
	1Set	2Set	3Set	Total	1Set	2Set	3Set	Total
1st Serve %				0				0
Aces				0				0
Service Winners				0				0
Double Faults				0				0
1st Serve Points Won				0				0
1st Serve Points Played				0				0
1st Serve Winning %				0				0
2nd Serve Points Won				0				0
2nd Serve Points Played				0				0
2nd Serve Winning %				0				0
Break Points Converted				0				0
Break Points Opportunities				0				0
Break Point Conversion %				0				0
Total Points Won				0				0

Note:
 For detailed scorecard information contact venue press centre.

Legend:
A Alternate **Def** Defaulted **Dsq** Disqualified **INV** Invitation **IP** ITF Place
Ret Retired **Susp** Suspended **Wo** Walkover **W** Winner * Server



MATCH STATISTICS
 比赛技术统计 / STATISTIQUES DES MATCHS

W	GAGLIARDI Emmanuelle SCHNYDER Patty	(IP) SUI	6	6			
	DANIILIDOU Eleni GERASIMOU Anna	(IP) GRE	0	4			
Match elapsed time: 1h04min			19min	45min			

Court: 7

Chair Umpire: SERI Raffaella (ITA)

	GAGLIARDI/SCHNYDER(IP)				DANIILIDOU/GERASI.(IP)			
	1Set	2Set	3Set	Total	1Set	2Set	3Set	Total
1st Serve %	65	66		66	38	52		47
Aces	1	0		1	0	1		1
Service Winners	0	1		1	0	1		1
Double Faults	0	1		1	4	5		9
1st Serve Points Won	8	17		25	3	13		16
1st Serve Points Played	11	27		38	6	16		22
1st Serve Winning %	73	63		66	50	81		73
2nd Serve Points Won	4	7		11	1	5		6
2nd Serve Points Played	6	14		20	10	15		25
2nd Serve Winning %	67	50		55	10	33		24
Break Points Converted	3	2		5	0	1		1
Break Points Opportunities	4	2		6	0	6		6
Break Point Conversion %	75	100		83	0	17		17
Total Points Won	24	37		61	9	35		44

	1 Set					6	2 Set									6
	*1	2	*3	4	*5		*1	1	*2	3	*4	4	*4	4	*5	
GAGLIARDI/SCHNYDER(IP)							*1	1	*2	3	*4	4	*4	4	*5	6
DANIILIDOU/GERASI.(IP)	0	*0	0	*0	0	*0	0	*1	1	*1	1	*2	3	*4	4	*4

Note:
 For detailed scorecard information contact venue press centre.

Legend:
A Alternate **Def** Defaulted **Dsq** Disqualified **INV** Invitation **IP** ITF Place
Ret Retired **Susp** Suspended **Wo** Walkover **W** Winner * Server



MATCH STATISTICS
 比赛技术统计 / STATISTIQUES DES MATCHS

	HANTUCHOVA Daniela HUSAROVA Janette	SVK	1	6(9)			
W	YAN Zi ZHENG Jie	(8) CHN	6	7			
Match elapsed time: 1h48min			28min	80min			

Court: 1

Chair Umpire: GARNER Jake (USA)

	HANTUCHOVA/HUSARO.				YAN/ZHENG (8)			
	1Set	2Set	3Set	Total	1Set	2Set	3Set	Total
1st Serve %	53	64		61	59	77		71
Aces	0	0		0	0	1		1
Service Winners	0	1		1	1	1		2
Double Faults	2	2		4	0	2		2
1st Serve Points Won	4	20		24	11	33		44
1st Serve Points Played	8	28		36	17	46		63
1st Serve Winning %	50	71		67	65	72		70
2nd Serve Points Won	2	8		10	9	5		14
2nd Serve Points Played	7	16		23	12	14		26
2nd Serve Winning %	29	50		43	75	36		54
Break Points Converted	0	1		1	2	1		3
Break Points Opportunities	1	5		6	3	1		4
Break Point Conversion %	0	20		17	67	100		75
Total Points Won	15	50		65	29	54		83

	1 Set							2 Set												
	0	*0	0	*1	1	*1	1	*1	1	*2	2	*3	3	*4	5	*5	5	*6	6	6(9)
HANTUCHOVA/HUSARO.																				
YAN/ZHENG (8)	*1	2	*3	3	*4	5	*6	0	*1	1	*2	2	*3	3	*3	4	*5	5	*6	7

Note:
 For detailed scorecard information contact venue press centre.

Legend:
A Alternate **Def** Defaulted **Dsq** Disqualified **INV** Invitation **IP** ITF Place
Ret Retired **Susp** Suspended **Wo** Walkover **W** Winner ***** Server



MATCH STATISTICS
 比赛技术统计 / STATISTIQUES DES MATCHS

W	MEDINA GARRIGUES Anabel RUANO PASCUAL Virginia	(4) ESP	6	6			
	KORYTTSEVA Mariya PEREBIYNIS Tatiana	UKR	3	4			
Match elapsed time: 1h15min			36min	39min			

Court: 5

Chair Umpire: KATEBI Ali (IRI)

	MEDINA/RUANO (4)				KORYTTSEVA/PEREBI.			
	1Set	2Set	3Set	Total	1Set	2Set	3Set	Total
1st Serve %	78	73		76	70	58		64
Aces	0	0		0	0	0		0
Service Winners	1	1		2	1	1		2
Double Faults	0	1		1	0	3		3
1st Serve Points Won	18	10		28	7	7		14
1st Serve Points Played	21	16		37	14	14		28
1st Serve Winning %	86	63		76	50	50		50
2nd Serve Points Won	1	2		3	4	3		7
2nd Serve Points Played	6	6		12	6	10		16
2nd Serve Winning %	17	33		25	67	30		44
Break Points Converted	2	3		5	1	2		3
Break Points Opportunities	2	3		5	2	2		4
Break Point Conversion %	100	100		100	50	100		75
Total Points Won	28	26		54	19	20		39

	1 Set									
MEDINA/RUANO (4)	*0	0	*1	2	*3	3	*4	5	*6	
KORYTTSEVA/PEREBI.	1	*2	2	*2	2	*3	3	*3	3	

	2 Set									
MEDINA/RUANO (4)	1	*2	3	*3	3	*3	4	*5	5	*6
KORYTTSEVA/PEREBI.	*0	0	*0	1	*2	3	*3	3	*4	4

Note:
 For detailed scorecard information contact venue press centre.

Legend:
A Alternate **Def** Defaulted **Dsq** Disqualified **INV** Invitation **IP** ITF Place
Ret Retired **Susp** Suspended **Wo** Walkover **W** Winner ***** Server



MATCH STATISTICS
 比赛技术统计 / STATISTIQUES DES MATCHS

W	STOSUR Samantha STUBBS Rennae	AUS	6	6			
	KVITOVA Petra SAFAROVA Lucie	CZE	1	0			
Match elapsed time: 46min			26min	20min			

Court: 8

Chair Umpire: STELLABOTTE Nicholas (ITA)

	STOSUR/STUBBS				KVITOVA/SAFAROVA			
	1Set	2Set	3Set	Total	1Set	2Set	3Set	Total
1st Serve %	72	56		64	63	67		64
Aces	0	2		2	3	0		3
Service Winners	2	1		3	2	1		3
Double Faults	1	0		1	3	2		5
1st Serve Points Won	12	7		19	11	3		14
1st Serve Points Played	13	10		23	20	10		30
1st Serve Winning %	92	70		83	55	30		47
2nd Serve Points Won	4	6		10	4	0		4
2nd Serve Points Played	5	8		13	12	5		17
2nd Serve Winning %	80	75		77	33	0		24
Break Points Converted	2	3		5	0	0		0
Break Points Opportunities	11	5		16	0	0		0
Break Point Conversion %	18	60		31	0	0		0
Total Points Won	33	25		58	17	8		25

	1 Set							2 Set					
	*1	1	*2	3	*4	5	*6	1	*2	3	*4	5	*6
STOSUR/STUBBS													
KVITOVA/SAFAROVA	0	*1	1	*1	1	*1	1	*0	0	*0	0	*0	0

Note:
 For detailed scorecard information contact venue press centre.

Legend:
A Alternate **Def** Defaulted **Dsq** Disqualified **INV** Invitation **IP** ITF Place
Ret Retired **Susp** Suspended **Wo** Walkover **W** Winner ***** Server



MATCH STATISTICS
比赛技术统计 / STATISTIQUES DES MATCHS

	ANI Maret KANEPI Kaia	(IP) EST	2	2			
W	AZARENKA Victoria POUTCHEK Tatiana	BLR	6	6			
Match elapsed time: 58min			28min	30min			

Court: 5

Chair Umpire: STELLABOTTE Nicholas (ITA)

	ANI/KANEPI(IP)				AZARENKA/POUTCHEK			
	1Set	2Set	3Set	Total	1Set	2Set	3Set	Total
1st Serve %	62	65		63	76	67		71
Aces	1	0		1	1	0		1
Service Winners	0	2		2	0	0		0
Double Faults	1	4		5	0	2		2
1st Serve Points Won	7	11		18	12	12		24
1st Serve Points Played	16	17		33	16	16		32
1st Serve Winning %	44	65		55	75	75		75
2nd Serve Points Won	6	3		9	4	5		9
2nd Serve Points Played	10	9		19	5	8		13
2nd Serve Winning %	60	33		47	80	63		69
Break Points Converted	0	0		0	2	2		4
Break Points Opportunities	0	1		1	4	6		10
Break Point Conversion %	0	0		0	50	33		40
Total Points Won	18	21		39	29	29		58

	1 Set								2 Set							
	*0	0	*0	0	*1	1	*2	2	*1	1	*2	2	*2	2	*2	2
ANI/KANEPI(IP)																
AZARENKA/POUTCHEK	1	*2	3	*4	4	*5	5	*6	0	*1	1	*2	3	*4	5	*6

Note:
For detailed scorecard information contact venue press centre.

Legend:
A Alternate **Def** Defaulted **Dsq** Disqualified **INV** Invitation **IP** ITF Place
Ret Retired **Susp** Suspended **Wo** Walkover **W** Winner * Server



MATCH STATISTICS
 比赛技术统计 / STATISTIQUES DES MATCHS

	JANS Klaudia ROSOLSKA Alicja	(IP) POL	2	1			
W	DAVENPORT Lindsay HUBER Liezel	(5) USA	6	6			
Match elapsed time: 58min			30min	28min			

Court: 5

Chair Umpire: GRAFF Lars (SWE)

	JANS/ROSOLSKA(IP)				DAVENPORT/HUBER (5)			
	1Set	2Set	3Set	Total	1Set	2Set	3Set	Total
1st Serve %	46	54		50	64	47		58
Aces	0	0		0	2	0		2
Service Winners	0	3		3	2	2		4
Double Faults	1	1		2	1	0		1
1st Serve Points Won	3	7		10	10	7		17
1st Serve Points Played	11	14		25	18	8		26
1st Serve Winning %	27	50		40	56	88		65
2nd Serve Points Won	3	4		7	5	6		11
2nd Serve Points Played	13	12		25	10	9		19
2nd Serve Winning %	23	33		28	50	67		58
Break Points Converted	2	0		2	4	3		7
Break Points Opportunities	3	1		4	6	7		13
Break Point Conversion %	67	0		50	67	43		54
Total Points Won	19	15		34	33	28		61

JANS/ROSOLSKA(IP)	1 Set							
	*0	0	*0	1	*1	2	*2	2
DAVENPORT/HUBER (5)	1	*2	3	*3	4	*4	5	*6

	2 Set							
	*1	1	*1	1	*1	1	*1	1
	0	*1	2	*3	4	*5	6	

Note:
 For detailed scorecard information contact venue press centre.

Legend:
A Alternate **Def** Defaulted **Dsq** Disqualified **INV** Invitation **IP** ITF Place
Ret Retired **Susp** Suspended **Wo** Walkover **W** Winner ***** Server



MATCH STATISTICS
 比赛技术统计 / STATISTIQUES DES MATCHS

W	BONDARENKO Alona BONDARENKO Kateryna	(6) UKR	6	6			
	DOMACHOWSKA Marta RADWANSKA Agnieszka	POL	3	2			
Match elapsed time: 1h18min			38min	40min			

Court: 7

Chair Umpire: KATEBI Ali (IRI)

	BONDARENKO/BONDAR. (6)				DOMACHOWSKA/RADWA.			
	1Set	2Set	3Set	Total	1Set	2Set	3Set	Total
1st Serve %	69	62		66	77	56		66
Aces	1	0		1	2	3		5
Service Winners	1	1		2	2	0		2
Double Faults	0	3		3	1	3		4
1st Serve Points Won	12	12		24	14	8		22
1st Serve Points Played	22	16		38	23	18		41
1st Serve Winning %	55	75		63	61	44		54
2nd Serve Points Won	7	4		11	1	5		6
2nd Serve Points Played	10	10		20	7	14		21
2nd Serve Winning %	70	40		55	14	36		29
Break Points Converted	2	3		5	1	1		2
Break Points Opportunities	7	4		11	2	3		5
Break Point Conversion %	29	75		45	50	33		40
Total Points Won	34	35		69	28	23		51

	1 Set									
BONDARENKO/BONDAR. (6)	*1	1	*1	2	*3	4	*5	5	*6	
DOMACHOWSKA/RADWA.	0	*1	2	*2	2	*2	2	*3	3	

	2 Set									
BONDARENKO/BONDAR. (6)	1	*1	1	*2	3	*4	5	*6		
DOMACHOWSKA/RADWA.	*0	1	*2	2	*2	2	*2	2		

Note:
 For detailed scorecard information contact venue press centre.

Legend:
A Alternate **Def** Defaulted **Dsq** Disqualified **INV** Invitation **IP** ITF Place
Ret Retired **Susp** Suspended **Wo** Walkover **W** Winner ***** Server



MATCH STATISTICS
 比赛技术统计 / STATISTIQUES DES MATCHS

W	GOVORTSOVA Olga KUSTOVA Darya	BLR	7	7			
	PENG Shuai SUN Tiantian	CHN	6(1)	6(3)			
Match elapsed time: 2h15min			67min	68min			

Court: Centre

Chair Umpire: STEINER Damian (ARG)

	GOVORTSOVA/KUSTOVA				PENG/SUN			
	1Set	2Set	3Set	Total	1Set	2Set	3Set	Total
1st Serve %	78	75		77	84	73		78
Aces	0	0		0	0	0		0
Service Winners	4	5		9	1	2		3
Double Faults	0	1		1	4	1		5
1st Serve Points Won	29	16		45	22	19		41
1st Serve Points Played	42	30		72	37	41		78
1st Serve Winning %	69	53		63	59	46		53
2nd Serve Points Won	2	6		8	1	8		9
2nd Serve Points Played	12	10		22	7	15		22
2nd Serve Winning %	17	60		36	14	53		41
Break Points Converted	2	3		5	2	3		5
Break Points Opportunities	6	9		15	5	3		8
Break Point Conversion %	33	33		33	40	100		63
Total Points Won	52	51		103	46	45		91

	1 Set												
	1	*2	2	*2	3	*4	4	*5	5	*5	5	*6	7
GOVORTSOVA/KUSTOVA													
PENG/SUN	*0	0	*1	2	*2	2	*3	3	*4	5	*6	6	6(1)

	2 Set												
	*1	1	*2	2	*2	3	*3	4	*5	5	*5	6	7
GOVORTSOVA/KUSTOVA													
PENG/SUN	0	*1	1	*2	3	*3	4	*4	4	*5	6	*6	6(3)

Note:
 For detailed scorecard information contact venue press centre.

Legend:
A Alternate **Def** Defaulted **Dsq** Disqualified **INV** Invitation **IP** ITF Place
Ret Retired **Susp** Suspended **Wo** Walkover **W** Winner * Server



MATCH STATISTICS
比赛技术统计 / STATISTIQUES DES MATCHS

	DELLACQUA Casey MOLIK Alicia	AUS	4	4			
W	PENNETTA Flavia SCHIAVONE Francesca	ITA	6	6			
Match elapsed time: 1h06min			30min	36min			

Court: 6

Chair Umpire: KAHN Yvette (ISR)

	DELLACQUA/MOLIK				PENNETTA/SCHIAVONE			
	1Set	2Set	3Set	Total	1Set	2Set	3Set	Total
1st Serve %	68	57		62	48	48		48
Aces	2	1		3	1	0		1
Service Winners	1	0		1	1	0		1
Double Faults	2	2		4	3	1		4
1st Serve Points Won	14	9		23	12	9		21
1st Serve Points Played	21	17		38	12	12		24
1st Serve Winning %	67	53		61	100	75		88
2nd Serve Points Won	5	7		12	6	8		14
2nd Serve Points Played	10	13		23	13	13		26
2nd Serve Winning %	50	54		52	46	62		54
Break Points Converted	1	1		2	2	2		4
Break Points Opportunities	3	1		4	2	2		4
Break Point Conversion %	33	100		50	100	100		100
Total Points Won	26	24		50	30	31		61

	1 Set									
DELLACQUA/MOLIK	*1	2	*2	2	*3	3	*4	4	*4	4
PENNETTA/SCHIAVONE	0	*0	1	*2	2	*3	3	*4	5	*6

	2 Set									
DELLACQUA/MOLIK	*1	1	*2	2	*2	3	*3	3	*4	4
PENNETTA/SCHIAVONE	0	*1	1	*2	3	*3	4	*5	5	*6

Note:
For detailed scorecard information contact venue press centre.

Legend:
A Alternate **Def** Defaulted **Dsq** Disqualified **INV** Invitation **IP** ITF Place
Ret Retired **Susp** Suspended **Wo** Walkover **W** Winner * Server



MATCH STATISTICS
 比赛技术统计 / STATISTIQUES DES MATCHS

	CORNET Alize RAZZANO Virginie	FRA	6(2)	7	5		
W	CHAN Yung-Jan CHUANG Chia-Jung	(3) TPE	7	6(3)	7		
Match elapsed time: 2h55min			53min	63min	59min		

Court: 9

Chair Umpire: VRHOVEC Tamara (CRO)

	CORNET/RAZZANO				CHAN/CHUANG (3)			
	1Set	2Set	3Set	Total	1Set	2Set	3Set	Total
1st Serve %	54	75	69	67	33	62	52	49
Aces	0	0	2	2	0	1	0	1
Service Winners	7	6	3	16	3	0	3	6
Double Faults	3	2	2	7	2	2	0	4
1st Serve Points Won	14	26	18	58	8	16	14	38
1st Serve Points Played	21	41	31	93	12	21	17	50
1st Serve Winning %	67	63	58	62	67	76	82	76
2nd Serve Points Won	7	7	5	19	13	7	8	28
2nd Serve Points Played	18	14	14	46	24	13	16	53
2nd Serve Winning %	39	50	36	41	54	54	50	53
Break Points Converted	3	1	1	5	3	1	2	6
Break Points Opportunities	3	1	2	6	5	5	8	18
Break Point Conversion %	100	100	50	83	60	20	25	33
Total Points Won	36	44	34	114	39	45	44	128

	1 Set												
	0	*1	1	*1	1	*2	3	*3	4	*5	6	*6	6(2)
CORNET/RAZZANO													
CHAN/CHUANG (3)	*1	1	*2	3	*4	4	*4	5	*5	5	*5	6	7

	2 Set												
	*0	0	*1	2	*3	3	*4	4	*5	5	*6	6	7
CORNET/RAZZANO													
CHAN/CHUANG (3)	1	*2	2	*2	2	*3	3	*4	4	*5	5	*6	6(3)

	3 Set										
	0	*1	2	*2	2	*3	3	*4	4		
CORNET/RAZZANO											
CHAN/CHUANG (3)	*1	1	*1	2	*3	3	*4	4	*5		

3 Set		
*5	5	*5
5	*6	7

Note:
 For detailed scorecard information contact venue press centre.

Legend:
A Alternate **Def** Defaulted **Dsq** Disqualified **INV** Invitation **IP** ITF Place
Ret Retired **Susp** Suspended **Wo** Walkover **W** Winner ***** Server



MATCH STATISTICS
比赛技术统计 / STATISTIQUES DES MATCHS

W	VESNINA Elena ZVONAREVA Vera (7) RUS	2	6	6		
	LLAGOSTERA VIVES Nuria MARTINEZ SANCHEZ Maria Jose ESP	6	1	3		
Match elapsed time: 1h34min		28min	34min	32min		

Court: 4

Chair Umpire: ALVES Mariana (POR)

	VESNINA/ZVONAREVA (7)				LLAGOSTERA/MARTIN.			
	1Set	2Set	3Set	Total	1Set	2Set	3Set	Total
1st Serve %	48	62	55	55	70	65	65	67
Aces	0	1	0	1	0	1	0	1
Service Winners	1	0	1	2	0	0	0	0
Double Faults	2	1	1	4	0	1	2	3
1st Serve Points Won	7	14	9	30	12	9	8	29
1st Serve Points Played	12	16	11	39	14	17	17	48
1st Serve Winning %	58	88	82	77	86	53	47	60
2nd Serve Points Won	6	4	5	15	4	3	2	9
2nd Serve Points Played	13	10	9	32	6	9	9	24
2nd Serve Winning %	46	40	56	47	67	33	22	38
Break Points Converted	0	2	3	5	2	0	1	3
Break Points Opportunities	0	2	6	8	4	2	1	7
Break Point Conversion %	0	100	50	63	50	0	100	43
Total Points Won	17	32	30	79	28	20	16	64

	1 Set							
	*1	1	*1	1	*1	1	*2	2
VESNINA/ZVONAREVA (7)	*1	1	*1	1	*1	1	*2	2
LLAGOSTERA/MARTIN.	0	*1	2	*3	4	*5	5	*6

	2 Set						
	*1	2	*3	3	*4	5	*6
VESNINA/ZVONAREVA (7)	*1	2	*3	3	*4	5	*6
LLAGOSTERA/MARTIN.	0	*0	0	*1	1	*1	1

	3 Set								
	0	*1	1	*1	2	*3	4	*5	6
VESNINA/ZVONAREVA (7)	0	*1	1	*1	2	*3	4	*5	6
LLAGOSTERA/MARTIN.	*1	1	*2	3	*3	3	*3	3	*3

Note:
For detailed scorecard information contact venue press centre.

Legend:
A Alternate **Def** Defaulted **Dsq** Disqualified **INV** Invitation **IP** ITF Place
Ret Retired **Susp** Suspended **Wo** Walkover **W** Winner * Server



MATCH STATISTICS
 比赛技术统计 / STATISTIQUES DES MATCHS

	OBZILER Tzipora PEER Shahar	(IP) ISR	3	2			
W	DULKO Gisela JOZAMI Betina	(IP) ARG	6	6			
Match elapsed time: 1h16min			43min	33min			

Court: 6

Chair Umpire: RAMOS Carlos (POR)

	OBZILER/PEER(IP)				DULKO/JOZAMI(IP)			
	1Set	2Set	3Set	Total	1Set	2Set	3Set	Total
1st Serve %	77	68		74	74	82		77
Aces	0	0		0	0	1		1
Service Winners	0	0		0	0	0		0
Double Faults	0	3		3	0	0		0
1st Serve Points Won	19	8		27	20	11		31
1st Serve Points Played	34	19		53	26	18		44
1st Serve Winning %	56	42		51	77	61		70
2nd Serve Points Won	3	4		7	3	2		5
2nd Serve Points Played	10	9		19	9	4		13
2nd Serve Winning %	30	44		37	33	50		38
Break Points Converted	0	1		1	2	3		5
Break Points Opportunities	3	1		4	8	4		12
Break Point Conversion %	0	100		25	25	75		42
Total Points Won	34	21		55	45	29		74

	1 Set								
OBZILER/PEER(IP)	*1	1	*2	2	*2	2	*3	3	*3
DULKO/JOZAMI(IP)	0	*1	1	*2	3	*4	4	*5	6

	2 Set							
OBZILER/PEER(IP)	1	*2	2	*2	2	*2	2	*2
DULKO/JOZAMI(IP)	*0	0	*1	2	*3	4	*5	6

Note:
 For detailed scorecard information contact venue press centre.

Legend:
A Alternate **Def** Defaulted **Dsq** Disqualified **INV** Invitation **IP** ITF Place
Ret Retired **Susp** Suspended **Wo** Walkover **W** Winner * Server



MATCH STATISTICS
 比赛技术统计 / STATISTIQUES DES MATCHS

W	MORITA Ayumi SUGIYAMA Ai	JPN	6	6			
	ARN Greta SZAVAY Agnes	(IP) HUN	3	3			
Match elapsed time: 1h25min			39min	46min			

Court: 8

Chair Umpire: SERI Raffaella (ITA)

	MORITA/SUGIYAMA				ARN/SZAVAY(IP)			
	1Set	2Set	3Set	Total	1Set	2Set	3Set	Total
1st Serve %	58	65		61	61	62		62
Aces	0	0		0	0	0		0
Service Winners	0	0		0	0	0		0
Double Faults	0	2		2	3	5		8
1st Serve Points Won	13	11		24	8	15		23
1st Serve Points Played	21	20		41	17	23		40
1st Serve Winning %	62	55		59	47	65		57
2nd Serve Points Won	8	6		14	7	2		9
2nd Serve Points Played	15	11		26	11	14		25
2nd Serve Winning %	53	55		54	64	14		36
Break Points Converted	2	3		5	1	1		2
Break Points Opportunities	5	5		10	3	4		7
Break Point Conversion %	40	60		50	33	25		29
Total Points Won	34	37		71	30	31		61

	1 Set									2 Set																	
	*1	1	*2	2	*2	3	*4	5	*6	1	*2	2	*2	2	*3	4	*5	6	*0	0	*1	2	*3	3	*3	3	*3
MORITA/SUGIYAMA																											
ARN/SZAVAY(IP)																											

Note:
 For detailed scorecard information contact venue press centre.

Legend:
A Alternate **Def** Defaulted **Dsq** Disqualified **INV** Invitation **IP** ITF Place
Ret Retired **Susp** Suspended **Wo** Walkover **W** Winner * Server



MATCH STATISTICS
比赛技术统计 / STATISTIQUES DES MATCHS

	BENESOVA Iveta VAIDISOVA Nicole	CZE	6	5	1		
W	WILLIAMS Serena WILLIAMS Venus	(2) USA	4	7	6		
Match elapsed time: 2h12min			41min	58min	33min		

Court: 2

Chair Umpire: STEINER Damian (ARG)

	BENESOVA/VAIDISOVA				WILLIAMS/WILLIAMS (2)			
	1Set	2Set	3Set	Total	1Set	2Set	3Set	Total
1st Serve %	54	57	69	60	50	42	71	51
Aces	1	4	0	5	4	2	5	11
Service Winners	4	3	1	8	1	2	0	3
Double Faults	1	1	1	3	4	4	0	8
1st Serve Points Won	14	17	10	41	13	11	11	35
1st Serve Points Played	19	28	24	71	16	14	12	42
1st Serve Winning %	74	61	42	58	81	79	92	83
2nd Serve Points Won	9	6	5	20	5	10	2	17
2nd Serve Points Played	16	21	11	48	16	19	5	40
2nd Serve Winning %	56	29	45	42	31	53	40	43
Break Points Converted	1	2	0	3	0	3	3	6
Break Points Opportunities	3	5	2	10	1	8	10	19
Break Point Conversion %	33	40	0	30	0	38	30	32
Total Points Won	37	35	19	91	30	47	33	110

	1 Set									
	*1	1	*2	2	*3	3	*4	4	*5	6
BENESOVA/VAIDISOVA	*1	1	*2	2	*3	3	*4	4	*5	6
WILLIAMS/WILLIAMS (2)	0	*1	1	*2	2	*3	3	*4	4	*4

	2 Set											
	*1	1	*2	3	*3	3	*4	4	*4	5	*5	5
BENESOVA/VAIDISOVA	*1	1	*2	3	*3	3	*4	4	*4	5	*5	5
WILLIAMS/WILLIAMS (2)	0	*1	1	*1	2	*3	3	*4	5	*5	6	*7

	3 Set						
	*0	0	*1	1	*1	1	*1
BENESOVA/VAIDISOVA	*0	0	*1	1	*1	1	*1
WILLIAMS/WILLIAMS (2)	1	*2	2	*3	4	*5	6

Note:
For detailed scorecard information contact venue press centre.

Legend:
A Alternate **Def** Defaulted **Dsq** Disqualified **INV** Invitation **IP** ITF Place
Ret Retired **Susp** Suspended **Wo** Walkover **W** Winner ***** Server



MATCH STATISTICS
比赛技术统计 / STATISTIQUES DES MATCHS

W	KUZNETSOVA Svetlana SAFINA Dinara	(1) RUS	6	6			
	MIRZA Sania RAO Sunitha	(IP) IND	4	4			
Match elapsed time: 1h25min			43min	42min			

Court: 5

Chair Umpire: KORNILOV Andrey (UZB)

	KUZNETSOVA/SAFINA (1)				MIRZA/RAO(IP)			
	1Set	2Set	3Set	Total	1Set	2Set	3Set	Total
1st Serve %	63	59		61	67	68		67
Aces	0	1		1	0	0		0
Service Winners	1	2		3	1	1		2
Double Faults	3	3		6	2	1		3
1st Serve Points Won	13	15		28	10	11		21
1st Serve Points Played	22	20		42	24	25		49
1st Serve Winning %	59	75		67	42	44		43
2nd Serve Points Won	5	5		10	6	6		12
2nd Serve Points Played	13	14		27	12	12		24
2nd Serve Winning %	38	36		37	50	50		50
Break Points Converted	3	3		6	2	2		4
Break Points Opportunities	5	7		12	3	4		7
Break Point Conversion %	60	43		50	67	50		57
Total Points Won	38	40		78	33	31		64

	1 Set									
	*0	0	*0	1	*2	3	*4	4	*5	6
KUZNETSOVA/SAFINA (1)										
MIRZA/RAO(IP)	1	*2	3	*3	3	*3	3	*4	4	*4

	2 Set									
	*1	1	*1	2	*2	2	*3	4	*5	6
KUZNETSOVA/SAFINA (1)										
MIRZA/RAO(IP)	0	*1	2	*2	3	*4	4	*4	4	*4

Note:
For detailed scorecard information contact venue press centre.

Legend:
A Alternate **Def** Defaulted **Dsq** Disqualified **INV** Invitation **IP** ITF Place
Ret Retired **Susp** Suspended **Wo** Walkover **W** Winner * Server



MATCH STATISTICS
比赛技术统计 / STATISTIQUES DES MATCHS

	GAGLIARDI Emmanuelle SCHNYDER Patty	(IP) SUI	3	6(2)			
W	YAN Zi ZHENG Jie	(8) CHN	6	7			
Match elapsed time: 1h36min			33min	63min			

Court: 8

Chair Umpire: LANG Alison (GBR)

	GAGLIARDI/SCHNYDER(IP)				YAN/ZHENG (8)			
	1Set	2Set	3Set	Total	1Set	2Set	3Set	Total
1st Serve %	61	69		67	73	60		66
Aces	0	0		0	0	0		0
Service Winners	0	0		0	0	0		0
Double Faults	1	0		1	0	2		2
1st Serve Points Won	6	20		26	14	17		31
1st Serve Points Played	14	34		48	22	24		46
1st Serve Winning %	43	59		54	64	71		67
2nd Serve Points Won	3	6		9	2	7		9
2nd Serve Points Played	9	15		24	8	16		24
2nd Serve Winning %	33	40		38	25	44		38
Break Points Converted	2	2		4	3	2		5
Break Points Opportunities	2	3		5	5	6		11
Break Point Conversion %	100	67		80	60	33		45
Total Points Won	23	42		65	30	47		77

	1 Set								
	0	*0	0	*0	1	*1	2	*3	3
GAGLIARDI/SCHNYDER(IP)									
YAN/ZHENG (8)	*1	2	*3	4	*4	5	*5	5	*6

	2 Set													
	*1	1	*2	2	*2	3	*4	4	*5	5	*5	6	6(2)	
GAGLIARDI/SCHNYDER(IP)														
YAN/ZHENG (8)	0	*1	1	*2	3	*3	3	*4	4	*5	6	*6	7	

Note:
For detailed scorecard information contact venue press centre.

Legend:
A Alternate **Def** Defaulted **Dsq** Disqualified **INV** Invitation **IP** ITF Place
Ret Retired **Susp** Suspended **Wo** Walkover **W** Winner * Server



MATCH STATISTICS
 比赛技术统计 / STATISTIQUES DES MATCHS

W	MEDINA GARRIGUES Anabel RUANO PASCUAL Virginia	(4) ESP	4	6	6		
	STOSUR Samantha STUBBS Rennae	AUS	6	4	4		
Match elapsed time: 1h59min			33min	49min	37min		

Court: 3

Chair Umpire: KORNILOV Andrey (UZB)

	MEDINA/RUANO (4)				STOSUR/STUBBS			
	1Set	2Set	3Set	Total	1Set	2Set	3Set	Total
1st Serve %	84	78	76	79	68	71	70	70
Aces	0	0	0	0	0	0	1	1
Service Winners	3	0	0	3	0	0	0	0
Double Faults	1	0	1	2	1	0	0	1
1st Serve Points Won	14	15	16	45	12	15	12	39
1st Serve Points Played	26	25	22	73	17	30	19	66
1st Serve Winning %	54	60	73	62	71	50	63	59
2nd Serve Points Won	3	5	4	12	4	6	5	15
2nd Serve Points Played	5	7	7	19	8	12	8	28
2nd Serve Winning %	60	71	57	63	50	50	63	54
Break Points Converted	1	2	1	4	2	1	0	3
Break Points Opportunities	1	8	1	10	2	3	0	5
Break Point Conversion %	100	25	100	40	100	33	0	60
Total Points Won	26	41	30	97	30	33	26	89

	1 Set										2 Set										3 Set									
	0	*1	2	*3	3	*4	4	*4	4	*4	1	*2	2	*3	3	*4	4	*4	5	*6	0	*1	1	*2	2	*3	3	*4	5	*6
MEDINA/RUANO (4)																														
STOSUR/STUBBS																														

Note:
 For detailed scorecard information contact venue press centre.

Legend:
A Alternate **Def** Defaulted **Dsq** Disqualified **INV** Invitation **IP** ITF Place
Ret Retired **Susp** Suspended **Wo** Walkover **W** Winner * Server



MATCH STATISTICS
 比赛技术统计 / STATISTIQUES DES MATCHS

	AZARENKA Victoria POUTCHEK Tatiana	BLR	4	6	3		
W	DAVENPORT Lindsay HUBER Liezel	(5) USA	6	4	6		
Match elapsed time: 1h58min			38min	47min	33min		

Court: 4

Chair Umpire: ZALOGA Gabriela (POL)

	AZARENKA/POUTCHEK				DAVENPORT/HUBER (5)			
	1Set	2Set	3Set	Total	1Set	2Set	3Set	Total
1st Serve %	79	72	48	68	66	54	48	56
Aces	0	0	0	0	2	3	1	6
Service Winners	6	3	3	12	5	6	6	17
Double Faults	0	3	2	5	1	2	2	5
1st Serve Points Won	11	15	6	32	16	14	11	41
1st Serve Points Played	23	23	10	56	21	21	15	57
1st Serve Winning %	48	65	60	57	76	67	73	72
2nd Serve Points Won	3	4	5	12	2	6	7	15
2nd Serve Points Played	6	9	11	26	11	18	16	45
2nd Serve Winning %	50	44	45	46	18	33	44	33
Break Points Converted	2	2	1	5	3	1	2	6
Break Points Opportunities	3	4	2	9	6	3	2	11
Break Point Conversion %	67	50	50	56	50	33	100	55
Total Points Won	28	38	24	90	33	33	28	94

	1 Set									
	1	*1	1	*2	2	*2	3	*4	4	*4
AZARENKA/POUTCHEK										
DAVENPORT/HUBER (5)	*0	1	*2	2	*3	4	*4	4	*5	6

	2 Set									
	0	*1	2	*3	3	*3	4	*5	5	*6
AZARENKA/POUTCHEK										
DAVENPORT/HUBER (5)	*1	1	*1	1	*2	3	*3	3	*4	4

	3 Set								
	0	*0	1	*2	2	*3	3	*3	3
AZARENKA/POUTCHEK									
DAVENPORT/HUBER (5)	*1	2	*2	2	*3	3	*4	5	*6

Note:
 For detailed scorecard information contact venue press centre.

Legend:
A Alternate **Def** Defaulted **Dsq** Disqualified **INV** Invitation **IP** ITF Place
Ret Retired **Susp** Suspended **Wo** Walkover **W** Winner ***** Server



MATCH STATISTICS
 比赛技术统计 / STATISTIQUES DES MATCHS

W	BONDARENKO Alona BONDARENKO Kateryna	(6) UKR	6	6			
	GOVORTSOVA Olga KUSTOVA Darya	BLR	1	3			
Match elapsed time: 1h16min			33min	43min			

Court: 4

Chair Umpire: ZALOGA Gabriela (POL)

	BONDARENKO/BONDAR. (6)				GOVORTSOVA/KUSTOVA			
	1Set	2Set	3Set	Total	1Set	2Set	3Set	Total
1st Serve %	62	77		69	86	67		74
Aces	2	1		3	0	0		0
Service Winners	1	1		2	2	3		5
Double Faults	4	0		4	0	2		2
1st Serve Points Won	15	15		30	9	11		20
1st Serve Points Played	21	23		44	18	22		40
1st Serve Winning %	71	65		68	50	50		50
2nd Serve Points Won	6	3		9	1	5		6
2nd Serve Points Played	13	7		20	3	11		14
2nd Serve Winning %	46	43		45	33	45		43
Break Points Converted	2	3		5	0	1		1
Break Points Opportunities	7	6		13	8	6		14
Break Point Conversion %	29	50		38	0	17		7
Total Points Won	32	35		67	23	28		51

	1 Set						
BONDARENKO/BONDAR. (6)	*1	2	*3	4	*5	5	*6
GOVORTSOVA/KUSTOVA	0	*0	0	*0	0	*1	1

	2 Set								
BONDARENKO/BONDAR. (6)	1	*2	2	*2	2	*3	4	*5	6
GOVORTSOVA/KUSTOVA	*0	0	*1	2	*3	3	*3	3	*3

Note:
 For detailed scorecard information contact venue press centre.

Legend:
A Alternate **Def** Defaulted **Dsq** Disqualified **INV** Invitation **IP** ITF Place
Ret Retired **Susp** Suspended **Wo** Walkover **W** Winner ***** Server



MATCH STATISTICS
比赛技术统计 / STATISTIQUES DES MATCHS

W	PENNETTA Flavia SCHIAVONE Francesca	ITA	7	1	8		
	CHAN Yung-Jan CHUANG Chia-Jung	(3) TPE	6(1)	6	6		
Match elapsed time: 2h54min			62min	42min	70min		

Court: 6

Chair Umpire: ABDEL-AZIM Ahmed (EGY)

	PENNETTA/SCHIAVONE				CHAN/CHUANG (3)			
	1Set	2Set	3Set	Total	1Set	2Set	3Set	Total
1st Serve %	75	65	65	68	56	63	63	60
Aces	0	1	0	1	1	0	1	2
Service Winners	4	3	2	9	0	1	2	3
Double Faults	2	1	2	5	2	3	2	7
1st Serve Points Won	21	7	22	50	18	13	16	47
1st Serve Points Played	30	15	33	78	29	19	25	73
1st Serve Winning %	70	47	67	64	62	68	64	64
2nd Serve Points Won	4	3	8	15	9	6	5	20
2nd Serve Points Played	10	8	18	36	23	11	15	49
2nd Serve Winning %	40	38	44	42	39	55	33	41
Break Points Converted	2	0	3	5	2	2	2	6
Break Points Opportunities	7	3	4	14	4	5	5	14
Break Point Conversion %	29	0	75	36	50	40	40	43
Total Points Won	50	21	49	120	42	32	42	116

	1 Set												
	*1	2	*2	2	*3	3	*4	4	*5	5	*5	6	7
PENNETTA/SCHIAVONE	*1												
CHAN/CHUANG (3)	0	*0	1	*2	2	*3	3	*4	4	*5	6	*6	6(1)

	2 Set						
	0	*1	1	*1	1	*1	1
PENNETTA/SCHIAVONE							
CHAN/CHUANG (3)	*1	1	*2	3	*4	5	*6

	3 Set													
	*1	2	*3	3	*4	4	*4	4	*4	5	*6	6	*7	8
PENNETTA/SCHIAVONE														
CHAN/CHUANG (3)	0	*0	0	*1	1	*2	3	*4	5	*5	5	*6	6	*6

Note:
For detailed scorecard information contact venue press centre.

Legend:
A Alternate **Def** Defaulted **Dsq** Disqualified **INV** Invitation **IP** ITF Place
Ret Retired **Susp** Suspended **Wo** Walkover **W** Winner * Server



MATCH STATISTICS
 比赛技术统计 / STATISTIQUES DES MATCHS

W	VESNINA Elena ZVONAREVA Vera	(7) RUS	6	6			
	DULKO Gisela JOZAMI Betina	(IP) ARG	2	3			
Match elapsed time: 57min			26min	31min			

Court: 6

Chair Umpire: VRHOVEC Tamara (CRO)

	VESNINA/ZVONAREVA (7)				DULKO/JOZAMI(IP)			
	1Set	2Set	3Set	Total	1Set	2Set	3Set	Total
1st Serve %	57	78		69	70	74		71
Aces	2	2		4	1	0		1
Service Winners	0	0		0	1	1		2
Double Faults	3	0		3	2	1		3
1st Serve Points Won	9	14		23	6	7		13
1st Serve Points Played	12	21		33	16	14		30
1st Serve Winning %	75	67		70	38	50		43
2nd Serve Points Won	5	2		7	3	0		3
2nd Serve Points Played	9	6		15	7	5		12
2nd Serve Winning %	56	33		47	43	0		25
Break Points Converted	3	3		6	1	2		3
Break Points Opportunities	3	4		7	1	3		4
Break Point Conversion %	100	75		86	100	67		75
Total Points Won	28	28		56	16	18		34

	1 Set							
VESNINA/ZVONAREVA (7)	*1	1	*1	2	*3	4	*5	6
DULKO/JOZAMI(IP)	0	*1	2	*2	2	*2	2	*2

	2 Set								
VESNINA/ZVONAREVA (7)	*0	1	*1	2	*3	3	*4	5	*6
DULKO/JOZAMI(IP)	1	*1	2	*2	2	*3	3	*3	3

Note:
 For detailed scorecard information contact venue press centre.

Legend:
A Alternate **Def** Defaulted **Dsq** Disqualified **INV** Invitation **IP** ITF Place
Ret Retired **Susp** Suspended **Wo** Walkover **W** Winner * Server



MATCH STATISTICS

比赛技术统计 / STATISTIQUES DES MATCHS

	MORITA Ayumi SUGIYAMA Ai	JPN	5	2			
W	WILLIAMS Serena WILLIAMS Venus	(2) USA	7	6			
Match elapsed time: 1h13min			50min	23min			

Court: 1

Chair Umpire: LANG Alison (GBR)

	MORITA/SUGIYAMA				WILLIAMS/WILLIAMS (2)			
	1Set	2Set	3Set	Total	1Set	2Set	3Set	Total
1st Serve %	83	68		78	67	45		59
Aces	0	0		0	1	0		1
Service Winners	5	4		9	10	8		18
Double Faults	2	3		5	6	1		7
1st Serve Points Won	19	7		26	16	7		23
1st Serve Points Played	35	17		52	24	9		33
1st Serve Winning %	54	41		50	67	78		70
2nd Serve Points Won	2	3		5	3	7		10
2nd Serve Points Played	7	8		15	12	11		23
2nd Serve Winning %	29	38		33	25	64		43
Break Points Converted	2	1		3	3	3		6
Break Points Opportunities	2	1		3	9	5		14
Break Point Conversion %	100	100		100	33	60		43
Total Points Won	38	16		54	40	29		69

	1 Set											
	1	*1	1	*1	1	*2	2	*3	4	*5	5	*5
MORITA/SUGIYAMA												
WILLIAMS/WILLIAMS (2)	*0	1	*2	3	*4	4	*5	5	*5	5	*6	7

	2 Set							
	0	*1	2	*2	2	*2	2	*2
MORITA/SUGIYAMA								
WILLIAMS/WILLIAMS (2)	*1	1	*1	2	*3	4	*5	6

Note:
For detailed scorecard information contact venue press centre.

Legend:
A Alternate **Def** Defaulted **Dsq** Disqualified **INV** Invitation **IP** ITF Place
Ret Retired **Susp** Suspended **Wo** Walkover **W** Winner * Server



MATCH STATISTICS
 比赛技术统计 / STATISTIQUES DES MATCHS

	KUZNETSOVA Svetlana SAFINA Dinara	(1) RUS	3	7	8		
W	YAN Zi ZHENG Jie	(8) CHN	6	5	10		
Match elapsed time: 2h53min			34min	48min	91min		

Court: Centre

Chair Umpire: GARNER Jake (USA)

	KUZNETSOVA/SAFINA (1)				YAN/ZHENG (8)			
	1Set	2Set	3Set	Total	1Set	2Set	3Set	Total
1st Serve %	68	74	80	76	70	75	79	75
Aces	0	2	2	4	0	0	0	0
Service Winners	3	3	5	11	2	1	3	6
Double Faults	1	1	3	5	0	2	1	3
1st Serve Points Won	10	16	32	58	16	13	32	61
1st Serve Points Played	17	26	48	91	23	24	48	95
1st Serve Winning %	59	62	67	64	70	54	67	64
2nd Serve Points Won	3	5	3	11	5	3	8	16
2nd Serve Points Played	8	9	12	29	10	8	13	31
2nd Serve Winning %	38	56	25	38	50	38	62	52
Break Points Converted	1	3	1	5	2	2	2	6
Break Points Opportunities	2	4	4	10	4	3	5	12
Break Point Conversion %	50	75	25	50	50	67	40	50
Total Points Won	25	37	56	118	33	30	65	128

	1 Set								
	1	*2	2	*2	2	*3	3	*3	3
KUZNETSOVA/SAFINA (1)									
YAN/ZHENG (8)	*0	0	*1	2	*3	3	*4	5	*6

	2 Set											
	*1	2	*2	2	*3	4	*5	5	*5	5	*6	7
KUZNETSOVA/SAFINA (1)												
YAN/ZHENG (8)	0	*0	1	*2	2	*2	2	*3	4	*5	5	*5

	3 Set													
	*1	2	*3	3	*4	4	*5	5	*5	5	*6	6	*7	7
KUZNETSOVA/SAFINA (1)														
YAN/ZHENG (8)	0	*0	0	*1	1	*2	2	*3	4	*5	5	*6	6	*7

3 Set			
*8	8	*8	8
7	*8	9	*10

Note:
 For detailed scorecard information contact venue press centre.

Legend:
A Alternate **Def** Defaulted **Dsq** Disqualified **INV** Invitation **IP** ITF Place Server
Ret Retired **Susp** Suspended **Wo** Walkover **W** Winner *



MATCH STATISTICS
 比赛技术统计 / STATISTIQUES DES MATCHS

W	MEDINA GARRIGUES Anabel RUANO PASCUAL Virginia	(4) ESP	5	7	8		
	DAVENPORT Lindsay HUBER Liezel	(5) USA	7	6(6)	6		
Match elapsed time: 3h07min			54min	70min	63min		

Court: 2

Chair Umpire: ASDERAKI Eva (GRE)

	MEDINA/RUANO (4)				DAVENPORT/HUBER (5)			
	1Set	2Set	3Set	Total	1Set	2Set	3Set	Total
1st Serve %	81	76	76	78	66	65	68	66
Aces	0	2	0	2	0	3	0	3
Service Winners	2	2	0	4	6	2	0	8
Double Faults	0	1	0	1	4	2	1	7
1st Serve Points Won	20	17	16	53	17	19	15	51
1st Serve Points Played	29	32	29	90	27	31	27	85
1st Serve Winning %	69	53	55	59	63	61	56	60
2nd Serve Points Won	3	5	5	13	8	7	5	20
2nd Serve Points Played	7	10	9	26	14	17	13	44
2nd Serve Winning %	43	50	56	50	57	41	38	45
Break Points Converted	1	2	4	7	2	2	3	7
Break Points Opportunities	2	4	5	11	4	2	6	12
Break Point Conversion %	50	50	80	64	50	100	50	58
Total Points Won	39	44	41	124	38	46	37	121

MEDINA/RUANO (4)	1 Set											
	0	*0	0	*1	1	*2	3	*4	4	*5	5	*5
DAVENPORT/HUBER (5)	*1	2	*3	3	*4	4	*4	4	*5	5	*6	7

2 Set												
1	*1	2	*2	2	*3	3	*4	4	*5	5	*6	7
*0	1	*1	2	*3	3	*4	4	*5	5	*6	6	6(6)

3 Set										
*0	0	*0	1	*2	2	*3	4	*5	5	
1	*2	3	*3	3	*4	4	*4	4	*5	

3 Set			
*5	6	*7	8
6	*6	6	*6

Note:
 For detailed scorecard information contact venue press centre.

Legend:
A Alternate **Def** Defaulted **Dsq** Disqualified **INV** Invitation **IP** ITF Place
Ret Retired **Susp** Suspended **Wo** Walkover **W** Winner ***** Server



MATCH STATISTICS
 比赛技术统计 / STATISTIQUES DES MATCHS

W	BONDARENKO Alona BONDARENKO Kateryna	(6) UKR	6	3	7		
	PENNETTA Flavia SCHIAVONE Francesca	ITA	1	6	5		
Match elapsed time: 2h08min			28min	38min	62min		

Court: 2

Chair Umpire: NOUNI Kader (FRA)

	BONDARENKO/BONDAR. (6)				PENNETTA/SCHIAVONE			
	1Set	2Set	3Set	Total	1Set	2Set	3Set	Total
1st Serve %	55	61	78	67	75	67	59	65
Aces	0	0	0	0	0	3	2	5
Service Winners	0	1	0	1	0	1	2	3
Double Faults	0	1	0	1	0	0	2	2
1st Serve Points Won	11	11	21	43	5	16	16	37
1st Serve Points Played	16	17	36	69	15	22	27	64
1st Serve Winning %	69	65	58	62	33	73	59	58
2nd Serve Points Won	6	6	5	17	2	6	9	17
2nd Serve Points Played	13	11	10	34	5	11	19	35
2nd Serve Winning %	46	55	50	50	40	55	47	49
Break Points Converted	3	0	3	6	1	1	2	4
Break Points Opportunities	5	1	7	13	6	4	9	19
Break Point Conversion %	60	0	43	46	17	25	22	21
Total Points Won	30	28	47	105	19	33	45	97

	1 Set						
	*1	2	*3	4	*4	5	*6
BONDARENKO/BONDAR. (6)							
PENNETTA/SCHIAVONE	0	*0	0	*0	1	*1	1

	2 Set								
	0	*0	0	*1	1	*2	2	*3	3
BONDARENKO/BONDAR. (6)									
PENNETTA/SCHIAVONE	*1	2	*3	3	*4	4	*5	5	*6

	3 Set													
	*1	1	*2	2	*2	3	*4	4	*4	5	*6	7		
BONDARENKO/BONDAR. (6)														
PENNETTA/SCHIAVONE	0	*1	1	*2	3	*3	3	*4	5	*5	5	*5	7	

Note:
 For detailed scorecard information contact venue press centre.

Legend:
A Alternate **Def** Defaulted **Dsq** Disqualified **INV** Invitation **IP** ITF Place
Ret Retired **Susp** Suspended **Wo** Walkover **W** Winner ***** Server



MATCH STATISTICS

比赛技术统计 / STATISTIQUES DES MATCHS

	VESNINA Elena ZVONAREVA Vera	(7) RUS	4	0			
W	WILLIAMS Serena WILLIAMS Venus	(2) USA	6	6			
Match elapsed time: 1h03min			36min	27min			

Court: 2

Chair Umpire: MARIA Pascal (FRA)

	VESNINA/ZVONAREVA (7)				WILLIAMS/WILLIAMS (2)			
	1Set	2Set	3Set	Total	1Set	2Set	3Set	Total
1st Serve %	65	60		63	69	47		60
Aces	1	0		1	3	2		5
Service Winners	4	1		5	5	2		7
Double Faults	1	3		4	4	0		4
1st Serve Points Won	12	4		16	16	5		21
1st Serve Points Played	20	12		32	20	9		29
1st Serve Winning %	60	33		50	80	56		72
2nd Serve Points Won	7	2		9	5	8		13
2nd Serve Points Played	11	8		19	9	10		19
2nd Serve Winning %	64	25		47	56	80		68
Break Points Converted	0	0		0	1	3		4
Break Points Opportunities	0	2		2	3	6		9
Break Point Conversion %	0	0		0	33	50		44
Total Points Won	27	12		39	33	27		60

	1 Set										2 Set					
	0	*1	1	*2	2	*3	3	*4	4	*4	0	*0	0	*0	0	*0
VESNINA/ZVONAREVA (7)																
WILLIAMS/WILLIAMS (2)	*1	1	*2	2	*3	3	*4	4	*5	6	*1	2	*3	4	*5	6

Note:
For detailed scorecard information contact venue press centre.

Legend:
A Alternate **Def** Defaulted **Dsq** Disqualified **INV** Invitation **IP** ITF Place
Ret Retired **Susp** Suspended **Wo** Walkover **W** Winner * Server



MATCH STATISTICS
 比赛技术统计 / STATISTIQUES DES MATCHS

	YAN Zi ZHENG Jie	(8) CHN	4	6(5)			
W	MEDINA GARRIGUES Anabel RUANO PASCUAL Virginia	(4) ESP	6	7			
Match elapsed time: 1h59min			40min	79min			

Court: 1

Chair Umpire: STEINER Damian (ARG)

	YAN/ZHENG (8)				MEDINA/RUANO (4)			
	1Set	2Set	3Set	Total	1Set	2Set	3Set	Total
1st Serve %	81	79		80	79	71		74
Aces	0	0		0	1	2		3
Service Winners	0	0		0	1	0		1
Double Faults	0	1		1	0	1		1
1st Serve Points Won	13	24		37	16	21		37
1st Serve Points Played	21	38		59	19	30		49
1st Serve Winning %	62	63		63	84	70		76
2nd Serve Points Won	5	5		10	4	7		11
2nd Serve Points Played	5	10		15	5	12		17
2nd Serve Winning %	100	50		67	80	58		65
Break Points Converted	0	1		1	1	1		2
Break Points Opportunities	0	4		4	1	4		5
Break Point Conversion %	0	25		25	100	25		40
Total Points Won	22	43		65	28	47		75

	1 Set										2 Set												
	*1	1	*2	2	*3	3	*3	3	*4	4	*1	1	*2	2	*3	3	*3	4	*5	5	*6	6	6(5)
YAN/ZHENG (8)																							
MEDINA/RUANO (4)	0	*1	1	*2	2	*3	4	*5	5	*6	0	*1	1	*2	2	*3	4	*4	4	*5	5	*6	7

Note:
 For detailed scorecard information contact venue press centre.

Legend:
A Alternate **Def** Defaulted **Dsq** Disqualified **INV** Invitation **IP** ITF Place
Ret Retired **Susp** Suspended **Wo** Walkover **W** Winner * Server



MATCH STATISTICS
比赛技术统计 / STATISTIQUES DES MATCHS

	BONDARENKO Alona BONDARENKO Kateryna	(6) UKR	6	4	1		
W	WILLIAMS Serena WILLIAMS Venus	(2) USA	4	6	6		
Match elapsed time: 1h54min			45min	39min	30min		

Court: 2

Chair Umpire: ASDERAKI Eva (GRE)

	BONDARENKO/BONDAR. (6)				WILLIAMS/WILLIAMS (2)			
	1Set	2Set	3Set	Total	1Set	2Set	3Set	Total
1st Serve %	69	64	75	68	54	59	62	58
Aces	1	0	0	1	3	3	1	7
Service Winners	1	1	2	4	3	2	5	10
Double Faults	3	1	1	5	6	2	2	10
1st Serve Points Won	19	8	5	32	12	14	14	40
1st Serve Points Played	33	18	12	63	15	19	18	52
1st Serve Winning %	58	44	42	51	80	74	78	77
2nd Serve Points Won	9	7	2	18	4	7	6	17
2nd Serve Points Played	15	10	4	29	13	13	11	37
2nd Serve Winning %	60	70	50	62	31	54	55	46
Break Points Converted	2	1	0	3	1	2	2	5
Break Points Opportunities	2	5	3	10	11	6	2	19
Break Point Conversion %	100	20	0	30	9	33	100	26
Total Points Won	40	26	16	82	36	34	29	99

	1 Set										2 Set										3 Set									
BONDARENKO/BONDAR. (6)	0	*1	2	*2	3	*4	4	*5	5	*6	0	*0	0	*1	1	*2	3	*4	4	*4	0	*0	0	*1	1	*1	1			
WILLIAMS/WILLIAMS (2)	*1	1	*1	2	*2	2	*3	3	*4	4	*1	2	*3	3	*4	4	*4	4	*5	6	*1	2	*3	3	*4	5	*6			

Note:
For detailed scorecard information contact venue press centre.

Legend:
A Alternate **Def** Defaulted **Dsq** Disqualified **INV** Invitation **IP** ITF Place
Ret Retired **Susp** Suspended **Wo** Walkover **W** Winner * Server



MATCH STATISTICS
 比赛技术统计 / STATISTIQUES DES MATCHS

W	YAN Zi ZHENG Jie	(8) CHN	6	6			
	BONDARENKO Alona BONDARENKO Kateryna	(6) UKR	2	2			
Match elapsed time: 1h15min			29min	46min			

Court: 2

Chair Umpire: RAMOS Carlos (POR)

	YAN/ZHENG (8)				BONDARENKO/BONDAR. (6)			
	1Set	2Set	3Set	Total	1Set	2Set	3Set	Total
1st Serve %	83	76		79	61	75		70
Aces	0	0		0	0	0		0
Service Winners	1	0		1	1	2		3
Double Faults	2	0		2	3	1		4
1st Serve Points Won	16	15		31	5	7		12
1st Serve Points Played	24	31		55	11	21		32
1st Serve Winning %	67	48		56	45	33		38
2nd Serve Points Won	3	5		8	3	2		5
2nd Serve Points Played	5	10		15	7	7		14
2nd Serve Winning %	60	50		53	43	29		36
Break Points Converted	2	4		6	0	2		2
Break Points Opportunities	2	7		9	4	4		8
Break Point Conversion %	100	57		67	0	50		25
Total Points Won	29	39		68	18	30		48

	1 Set							
	*1	1	*2	2	*3	4	*5	6
YAN/ZHENG (8)								6
BONDARENKO/BONDAR. (6)	0	*1	1	*2	2	*2	2	*2

	2 Set							
	*0	1	*2	3	*4	5	*5	6
YAN/ZHENG (8)								6
BONDARENKO/BONDAR. (6)	1	*1	1	*1	1	*1	2	*2

Note:
 For detailed scorecard information contact venue press centre.

Legend:
A Alternate **Def** Defaulted **Dsq** Disqualified **INV** Invitation **IP** ITF Place
Ret Retired **Susp** Suspended **Wo** Walkover **W** Winner ***** Server



MATCH STATISTICS
 比赛技术统计 / STATISTIQUES DES MATCHS

	MEDINA GARRIGUES Anabel RUANO PASCUAL Virginia	(4) ESP	2	0			
W	WILLIAMS Serena WILLIAMS Venus	(2) USA	6	6			
Match elapsed time: 1h06min			37min	29min			

Court: 1

Chair Umpire: ALVES Mariana (POR)

	MEDINA/RUANO (4)				WILLIAMS/WILLIAMS (2)			
	1Set	2Set	3Set	Total	1Set	2Set	3Set	Total
1st Serve %	74	75		74	67	65		66
Aces	0	0		0	4	2		6
Service Winners	1	0		1	0	0		0
Double Faults	0	0		0	0	0		0
1st Serve Points Won	14	4		18	10	9		19
1st Serve Points Played	25	12		37	14	11		25
1st Serve Winning %	56	33		49	71	82		76
2nd Serve Points Won	3	0		3	6	3		9
2nd Serve Points Played	9	4		13	7	6		13
2nd Serve Winning %	33	0		23	86	50		69
Break Points Converted	0	0		0	2	3		5
Break Points Opportunities	0	0		0	8	3		11
Break Point Conversion %	0	0		0	25	100		45
Total Points Won	22	9		31	33	24		57

	1 Set							
	0	*1	1	*1	1	*2	2	*2
MEDINA/RUANO (4)								
WILLIAMS/WILLIAMS (2)	*1	1	*2	3	*4	4	*5	6

	2 Set					
	0	*0	0	*0	0	*0
MEDINA/RUANO (4)						
WILLIAMS/WILLIAMS (2)	*1	2	*3	4	*5	6

Note:
 For detailed scorecard information contact venue press centre.

Legend:
A Alternate **Def** Defaulted **Dsq** Disqualified **INV** Invitation **IP** ITF Place
Ret Retired **Susp** Suspended **Wo** Walkover **W** Winner * Server



OFFICIAL COMMUNICATION

官方通告 / COMMUNICATION OFFICIELLE

Item: 1

Withdrawals

In the Women's Singles draw Lindsay Davenport (USA) has withdrawn. She has been replaced by Maria Jose Martinez Sanchez (ESP).

In the Men's Singles draw Ivo Karlovic has withdrawn. He has been replaced by Yu Xinyuan (CHN).

Issued by: Referee Tennis: Stefan Fransson
Time: 10:30
Date: 09 AUG 2008

This decision affects:

RESULTS
SCHEDULE
OTHER

Note:



OFFICIAL COMMUNICATION

官方通告 / COMMUNICATION OFFICIELLE

Item: 2

Withdrawal

In the Men's Singles draw Ivan Ljubicic (CRO) has withdrawn. He has been replaced by Devin Mullings (BAH).

Issued by: Referee Tennis: Stefan Fransson
Time: 14:10
Date: 09 AUG 2008

This decision affects:

RESULTS
SCHEDULE
OTHER

Note:



OFFICIAL COMMUNICATION

官方通告 / COMMUNICATION OFFICIELLE

Item: 3

Withdrawal

Tatiana Golovin (FRA) has withdrawn from Women's Singles and Women's Doubles.
Her replacement in the Women's Singles is Maret Ani (EST)

Issued by: RefereeTennis: Stefan Fransson
Time: 08:45
Date: 10 AUG 2008

This decision affects:

RESULTS
SCHEDULE
OTHER

<input type="checkbox"/>
<input type="checkbox"/>
<input checked="" type="checkbox"/>

Note:



OFFICIAL COMMUNICATION
官方通告 / COMMUNICATION OFFICIELLE

Item: 4

Rain Delay

Due to rain, matches will not start before 12am.

Issued by: Referee Tennis : Stefan Fransson
Time: 11:00
Date: 10 AUG 2008

This decision affects:

RESULTS
SCHEDULE
OTHER

<input type="checkbox"/>
<input checked="" type="checkbox"/>
<input type="checkbox"/>

Note:



OFFICIAL COMMUNICATION

官方通告 / COMMUNICATION OFFICIELLE

Item: 5

Withdrawal

In the Men's Doubles draw Marin Cilic / Ivan Ljubicic (CRO) have been withdrawn. They are replaced by Dmitry Tursunov / Mikhail Youzhny (RUS).

Issued by: Referee Tennis: Stefan Fransson
Time: 14:13
Date: 10 AUG 2008

This decision affects:

RESULTS
SCHEDULE
OTHER

<input type="checkbox"/>
<input type="checkbox"/>
<input checked="" type="checkbox"/>

Note:



OFFICIAL COMMUNICATION
官方通告 / COMMUNICATION OFFICIELLE

Item: 6

Rain Delay

No match start before 18:00.

Issued by: Referee Tennis: Stefan Fransson
Time: 17:00
Date: 10 AUG 2008

This decision affects:

RESULTS
SCHEDULE
OTHER

<input type="checkbox"/>
<input checked="" type="checkbox"/>
<input type="checkbox"/>

Note:



OFFICIAL COMMUNICATION

官方通告 / COMMUNICATION OFFICIELLE

Item: 7

Matches cancelled

There will be no more play today. All matches are cancelled.

Issued by: Referee Tennis: Stefan Fransson
Time: 19:00
Date: 10 AUG 2008

This decision affects:

RESULTS
SCHEDULE
OTHER

<input type="checkbox"/>
<input checked="" type="checkbox"/>
<input type="checkbox"/>

Note:



OFFICIAL COMMUNICATION

官方通告 / COMMUNICATION OFFICIELLE

Item: 8

Withdrawal

Ana Ivanovic (SRB) has withdrawn from the Women's Singles draw.
She has been replaced by Tzipora Obziler (ISR).

Issued by: Referee Tennis: Stefan Fransson
Time: 20:53
Date: 10 AUG 2008

This decision affects:

RESULTS
SCHEDULE
OTHER

<input type="checkbox"/>
<input type="checkbox"/>
<input checked="" type="checkbox"/>

Note:



OFFICIAL COMMUNICATION

官方通告 / COMMUNICATION OFFICIELLE

Item: 9

Change Schedule

Last match on court 2 has been move to the last on Centre Court.
Last match on Court 8 has been move to the last on court 9.

Issued by: Referee tennis: Stefan Fransson
Time: 20:30
Date: 11 AUG 2008

This decision affects:

RESULTS
SCHEDULE
OTHER

<input type="checkbox"/>
<input checked="" type="checkbox"/>
<input type="checkbox"/>

Note:



OFFICIAL COMMUNICATION
官方通告 / COMMUNICATION OFFICIELLE

Item: 10

Change Schedule

Last match on court 6 has been moved to the last on Court 1.

Issued by: Referee Tennis: Stefan Frasson
Time: 21:30
Date: 11 AUG 2008

This decision affects:

RESULTS
SCHEDULE
OTHER

<input type="checkbox"/>
<input checked="" type="checkbox"/>
<input type="checkbox"/>

Note:



OFFICIAL COMMUNICATION
官方通告 / COMMUNICATION OFFICIELLE

Item: 11

Change Schedule

The last match on Court 4 has been moved to last match on Court 2.

Issued by: Referee Tennis: Stefan Fransson
Time: 24:00
Date: 11 AUG 2008

This decision affects:

RESULTS
SCHEDULE
OTHER

<input type="checkbox"/>
<input checked="" type="checkbox"/>
<input type="checkbox"/>

Note:



OFFICIAL COMMUNICATION

官方通告 / COMMUNICATION OFFICIELLE

Item: 12

Matches cancelled

There will be no more play today due to rain. All matches are cancelled.

Issued by: Referee Tennis: Stefan Fransson
Time: 01:10
Date: 12 AUG 2008

This decision affects:

RESULTS
SCHEDULE
OTHER

<input type="checkbox"/>
<input checked="" type="checkbox"/>
<input type="checkbox"/>

Note:



OFFICIAL COMMUNICATION
官方通告 / COMMUNICATION OFFICIELLE

Item: 13

Corrected Daily Match Information-Order of Play

A corrected version of Daily Match Information-Order of Play has been distributed.

Issued by: Referee Tennis: Stefan Fransson
Time: 02:07
Date: 12 AUG 2008

This decision affects:

RESULTS
SCHEDULE
OTHER

Note:



OFFICIAL COMMUNICATION

官方通告 / COMMUNICATION OFFICIELLE

Item: 14

Change Schedule

The following matches to be arranged has been cancelled:

Medina/Ruano(ESP) Vs Koryttseva/Perebiynis(UKR)
Morita/Sugiyama(JPN) Vs Arn/Szavay(HUN)
Stosur/Stubbs(AUS) Vs Kvitova/Safarova(CZE)

Issued by: Referee Tennis: Stefan Fransson
Time: 20:30
Date: 12 AUG 2008

This decision affects:

RESULTS
SCHEDULE
OTHER

Note:



OFFICIAL COMMUNICATION

官方通告 / COMMUNICATION OFFICIELLE

Item: 15

Change Schedule

The last match on Court 8 DELLACQUA/MOLIK(AUS) Vs PENNETTA/SCHIAVONE(ITA) has been moved to Court 6.

Issued by: Referee Tennis: Stefan Fransson
Time: 20:50
Date: 12 AUG 2008

This decision affects:

RESULTS
SCHEDULE
OTHER

<input type="checkbox"/>
<input checked="" type="checkbox"/>
<input type="checkbox"/>

Note:



OFFICIAL COMMUNICATION

官方通告 / COMMUNICATION OFFICIELLE

Item: 16

Change Schedule

The following match to be arranged has been scheduled to Court 6.
OBZILER/PEER(ISR) Vs DULKÓ/JOZAMI(ARG)

Issued by: Referee Tennis: Stefan Fransson
Time: 22:05
Date: 12 AUG 2008

This decision affects:

RESULTS
SCHEDULE
OTHER

<input type="checkbox"/>
<input checked="" type="checkbox"/>
<input type="checkbox"/>

Note:



OFFICIAL COMMUNICATION
官方通告 / COMMUNICATION OFFICIELLE

Item: 17

Change Schedule

The last match on Court 4 has been moved to Court 7.

Issued by: Referee Tennis: Stefan Fransson
Time: 22:10
Date: 12 AUG 2008

This decision affects:

RESULTS
SCHEDULE
OTHER

<input type="checkbox"/>
<input checked="" type="checkbox"/>
<input type="checkbox"/>

Note:



OFFICIAL COMMUNICATION

官方通告 / COMMUNICATION OFFICIELLE

Item: 18

Change Schedule

The last match on Court 9 has been moved to Court 5.

Issued by: Referee Tennis: Stefan Fransson
Time: 22:44
Date: 12 AUG 2008

This decision affects:

RESULTS
SCHEDULE
OTHER

<input type="checkbox"/>
<input checked="" type="checkbox"/>
<input type="checkbox"/>

Note:



OFFICIAL COMMUNICATION

官方通告 / COMMUNICATION OFFICIELLE

Item: 19

Change Schedule

The last match on Court 2 has been moved to Court 3.

Issued by: Referee Tennis: Stefan Fransson
Time: 23:21
Date: 12 AUG 2008

This decision affects:

RESULTS
SCHEDULE
OTHER

<input type="checkbox"/>
<input checked="" type="checkbox"/>
<input type="checkbox"/>

Note:



OFFICIAL COMMUNICATION

官方通告 / COMMUNICATION OFFICIELLE

Item: 19

Change Schedule

The last match on Court 2 has been moved to Court 3.

Issued by: Referee Tennis: Stefan Fransson
Time: 23:21
Date: 12 AUG 2008

This decision affects:

RESULTS
SCHEDULE
OTHER

<input type="checkbox"/>
<input checked="" type="checkbox"/>
<input type="checkbox"/>

Note:



OFFICIAL COMMUNICATION

官方通告 / COMMUNICATION OFFICIELLE

Item: 20

Rain Delay

Due to the rain no matches will be started before 17:00.

Issued by: Referee Tennis: Stefan Fransson
Time: 15:41
Date: 14 AUG 2008

This decision affects:

RESULTS
SCHEDULE
OTHER

<input type="checkbox"/>
<input checked="" type="checkbox"/>
<input type="checkbox"/>

Note:



OFFICIAL COMMUNICATION
官方通告 / COMMUNICATION OFFICIELLE

Item: 21

Rain Delay

Due to rain no matches will be started before 18:00.

Issued by: Referee Tennis: Stefan Fransson
Time: 17:10
Date: 14 AUG 2008

This decision affects:

RESULTS
SCHEDULE
OTHER

<input type="checkbox"/>
<input checked="" type="checkbox"/>
<input type="checkbox"/>

Note:



OFFICIAL COMMUNICATION

官方通告 / COMMUNICATION OFFICIELLE

Item: 22

Rain Delay

Due to rain no matches will be started before 19:00.

Issued by: Referee Tennis: Stefan Fransson
Time: 17:40
Date: 14 AUG 2008

This decision affects:

RESULTS
SCHEDULE
OTHER

<input type="checkbox"/>
<input checked="" type="checkbox"/>
<input type="checkbox"/>

Note:



OFFICIAL COMMUNICATION
官方通告 / COMMUNICATION OFFICIELLE

Item: 23

Corrected Daily Match Information-Order of Play

A corrected version of Daily Match Information V3.1-Order of Play has been distributed.

Issued by: Referee Tennis: Stefan Fransson
Time: 17:40
Date: 14 AUG 2008

This decision affects:

RESULTS
SCHEDULE
OTHER

<input type="checkbox"/>
<input checked="" type="checkbox"/>
<input type="checkbox"/>

Note:



OFFICIAL COMMUNICATION

官方通告 / COMMUNICATION OFFICIELLE

Item: 24

Change Schedule

Last match on Court 3 has been moved to last match on Court 7.

Issued by: Referee Tennis: Stefan Fransson
Time: 00:40
Date: 15 AUG 2008

This decision affects:

RESULTS
SCHEDULE
OTHER

<input type="checkbox"/>
<input checked="" type="checkbox"/>
<input type="checkbox"/>

Note:



OFFICIAL COMMUNICATION
官方通告 / COMMUNICATION OFFICIELLE

Item: 25

Matches Cancelled

There will be no more play today. All matches are cancelled.

Issued by: Referee Tennis: Stefan Fransson
Time: 01:35
Date: 15 AUG 2008

This decision affects:

RESULTS
SCHEDULE
OTHER

<input type="checkbox"/>
<input checked="" type="checkbox"/>
<input type="checkbox"/>

Note:



OFFICIAL COMMUNICATION

官方通告 / COMMUNICATION OFFICIELLE

Item: 26

Corrected Daily Match Information-Order of Play

A corrected version of Daily Match Information -Order of Play has been distributed.

Issued by: Referee Tennis: Stefan Fransson
Time: 02:10
Date: 15 AUG 2008

This decision affects:

RESULTS
SCHEDULE
OTHER

X

Note:



OFFICIAL COMMUNICATION
官方通告 / COMMUNICATION OFFICIELLE

Item: 27

Women's Singles

Due to the bad weather during the week, the Gold and Bronze medal matches, will be scheduled on sunday.

Issued by: Referee Tennis: Stefan Fransson
Time: 15:30
Date: 15 AUG 2008

This decision affects:

RESULTS
SCHEDULE
OTHER

<input type="checkbox"/>
<input checked="" type="checkbox"/>
<input type="checkbox"/>

Note:



Triathlon

18-19 August

OFFICIAL RESULTS BOOK





Competition officials

As of 8 AUG 2008

Function	Name	NOC
Technical Delegate	MARKUS Gergely	HUN
	QUESADA Enrique	ESP
Competition Jury chair	WALKER Bill	AUS
Competition Jury	STOLTZ Liesbeth	RSA
	CASADO Marisol	ESP
	HILLER Doug	USA
	SINGH KLER Balwant	MAS
Medical Officer	RODRIGUEZ Mario	GUA
Referee	NIKOPOULOS Thanos	GRE
Chief Race Official	BUCHANAN Leslie	CAN
Chief Technology	MARKHAM David	CAN
Chief Registration	GARCIA Jorge	ESP
Assistant Registration	DONALDSON Joyce	USA
	MACHACKA Michael	SUI
	RIBO Rachel	PHI
Chief Swim	KALOTAI Lorand	HUN
Assistant Swim	HOONG David	SIN
	FU Jian	CHN
Chief Transition	KRAUS Eugene	LUX
Assistant Transition	MAHONEY Kelly	CAN
	SHELDRAKE Terry	NZL
Assistant Transition (Mount/Dismount)	FEILLARD Emmanuel	FRA
	LI Zheng	CHN
Chief Cycle	FULLER Stuart	AUS
Chief Vehicular	SVANE Gustavo	ARG
Chief Wheel Station	VARGA Bela	HUN
Assistant Wheel Station	LIU Xiao	CHN
	DING Jinguo	CHN
	JIA Baojian	CHN
	WANG Bing	CHN
	LIU Jingli	CHN
	HU Lilin	CHN
Chief Lap Auditor	PETTY Patty	BER
Assistant Lap Auditor	PETROBONI Oscar	ITA
Chief Run	BENITEZ Esteban	MEX
Assistant Run (tunnel)	MENGER Helmut	GER
Assistant Run (back road + turning point)	SUZUKI Kiriyo	JPN
Chief Aid Station	MARCHAN Ramon	PHI
Assistant Aid Station	WANG Nan	CHN
	CHANG Xiaodong	CHN
	CHANG Morrie	TPE
	SAID Suleiman	KEN
Chief Finish	CEBRIAN Patricia	MEX

Entry List by NOC



TRIATHLON - WOMEN
AS OF 19 AUG 2008

NOC	NOC Name	Name	Date of Birth	Height (m/ft in)	Weight (kg/lbs)	Qual.
AUS	Australia	DENSHAM Erin	3 MAY 1985	1.64 / 5'5"	51/112	OQR
		MOFFATT Emma	7 SEP 1984	1.71 / 5'7"	57/126	CQE
		SNOWSILL Emma	15 JUN 1981	1.61 / 5'3"	48/106	OQR
AUT	Austria	ALLEN Kate	25 APR 1970	1.63 / 5'4"	53/117	OQR
		DOLLINGER Eva	10 APR 1978	1.68 / 5'6"	57/126	OQR
		HAIBOECK Tania	3 MAR 1974	1.59 / 5'3"	49/108	OQR
BER	Bermuda	DUFFY Flora	30 SEP 1987	1.62 / 5'4"	49/108	INV
BRA	Brazil	OHATA Mariana	26 OCT 1978	1.68 / 5'6"	50/110	OQR
CAN	Canada	GROVES Lauren	2 SEP 1981	1.67 / 5'6"	50/110	OQR
		MURRAY Carolyn	18 SEP 1976	1.72 / 5'8"	58/128	OQR
		TREMBLAY Kathy	16 JUN 1982	1.58 / 5'2"	48/106	OQR
CHI	Chile	RIVEROS Barbara	3 AUG 1987	1.50 / 4'11"	48/106	CQE
CHN	China	XING Lin	25 MAY 1979	1.72 / 5'8"	56/123	OQR
		ZHANG Yi	30 JAN 1987	1.65 / 5'5"	52/115	OQR
CZE	Czech Republic	FRINTOVA Vendula	4 SEP 1983	1.68 / 5'6"	49/108	OQR
		ZEMANOVA Lenka	9 OCT 1979	1.61 / 5'3"	49/108	OQR
ESP	Spain	BURGOS Ana	26 DEC 1967	1.63 / 5'4"	51/112	OQR
		MURUA Ainhoa	18 JUL 1978	1.60 / 5'3"	46/101	OQR
FRA	France	HARRISON Jessica	27 OCT 1977	1.70 / 5'7"	61/134	OQR
		PEON Carole	4 NOV 1978	1.62 / 5'4"	55/121	OQR
GBR	Great Britain	AVIL Hollie	12 APR 1990	1.75 / 5'9"	62/137	OQR
		TUCKER Helen	8 MAR 1984	1.68 / 5'6"	55/121	OQR
GER	Germany	DITTMER Anja	22 SEP 1975	1.68 / 5'6"	56/123	OQR
		LISK Ricarda	1 FEB 1981	1.73 / 5'8"	53/117	OQR
		PILZ Christiane	3 AUG 1975	1.69 / 5'7"	55/121	OQR
GRE	Greece	DIMAKI Nteniz Marina	4 SEP 1977	1.68 / 5'6"	55/121	CR
HKG	Hong Kg, China	MAK So Ning Tania	5 NOV 1986	1.65 / 5'5"	53/117	CR
HUN	Hungary	SZABO Zita Livia	13 NOV 1975	1.64 / 5'5"	51/112	OQR
IRL	Ireland	DAVIS Emma	27 MAR 1986	1.65 / 5'5"	48/106	OQR
ITA	Italy	BONIN Charlotte	10 FEB 1987	1.74 / 5'9"	56/123	OQR
		CHMET Daniela	4 AUG 1979	1.75 / 5'9"	60/132	
JPN	Japan	IDE Juri	9 JUN 1983	1.58 / 5'2"	51/112	OQR
		NIWATA Kiyomi	10 DEC 1970	1.66 / 5'5"	53/117	OQR
		UEDA Ai	26 OCT 1983	1.55 / 5'1"	44/97	CQE
LUX	Luxembourg	MAY Elizabeth Holst	27 JUL 1983	1.66 / 5'5"	54/119	OQR
MEX	Mexico	CORONA Adriana Faviola	7 APR 1980	1.70 / 5'7"	60/132	OQR
NED	Netherlands	MENSINK Lisa	6 MAR 1977	1.68 / 5'6"	55/121	OQR
NZL	New Zealand	HEWITT Andrea	4 APR 1982	1.60 / 5'3"	52/115	OQR
		TANNER Debbie	8 OCT 1982	1.63 / 5'4"	48/106	OQR
		WARRINER Sam	1 AUG 1971	1.73 / 5'8"	57/126	WCH
POL	Poland	CZESNIK Maria	3 AUG 1977	1.65 / 5'5"	53/117	OQR
		DEDERKO Ewa	19 MAY 1974	1.60 / 5'3"	48/106	OQR
POR	Portugal	FERNANDES Vanessa	14 SEP 1985	1.69 / 5'7"	55/121	CQE
RSA	South Africa	RABIE Mari	10 SEP 1986	1.70 / 5'7"	61/134	OQR
		ROBERTS Kate	20 JUN 1983	1.62 / 5'4"	52/115	OQR
RUS	Russian Fed.	ABYSOVA Irina	7 NOV 1980	1.75 / 5'9"	56/123	OQR
		ZAUSAYLOVA Olga	2 JAN 1978	1.71 / 5'7"	58/128	OQR
SUI	Switzerland	di MARCO Magali	9 SEP 1971	1.66 / 5'5"	53/117	OQR
		RYF Daniela	29 MAY 1987	1.75 / 5'9"	59/130	OQR
		SPIRIG Nicola	7 FEB 1982	1.66 / 5'5"	53/117	OQR
SWE	Sweden	NORDEN Lisa	24 NOV 1984	1.76 / 5'9"	60/132	OQR
UKR	Ukraine	SAPUNOVA Yuliya	15 FEB 1988	1.64 / 5'5"	48/106	OQR
USA	United States	BENNETT Laura	25 APR 1975	1.75 / 5'9"	57/126	OQR
		HASKINS Sarah	13 MAR 1981	1.70 / 5'7"	58/128	WCH
		SWAIL ERTEL Julie	27 DEC 1972	1.73 / 5'8"	61/134	CQE

Legend

CQE - Continental qualifying event
INV - Invitations
WCH - World Championships

CR - Continental ranking
OQR - Olympic qualifying ranking

HN - Host nation
Qual. - Qualification

Entry List by NOC



TRIATHLON - MEN
AS OF 19 AUG 2008

NOC	NOC Name	Name	Date of Birth	Height (m/ft in)	Weight (kg/lbs)	Qual.
AUS	Australia	<u>ATKINSON Courtney</u>	15 AUG 1979	1.76 / 5'9"	68/150	OQR
		<u>KAHLEFELDT Brad</u>	27 JUL 1979	1.83 / 6'0"	67/148	OQR
AUT	Austria	<u>AGOSTON Simon</u>	5 APR 1977	1.79 / 5'10"	64/141	OQR
BEL	Belgium	<u>CROES Peter</u>	16 MAR 1984	1.72 / 5'8"	61/134	OQR
		<u>ZEEBROEK Axel</u>	25 JUL 1978	1.83 / 6'0"	72/159	OQR
BRA	Brazil	<u>COLUCCI Reinaldo</u>	29 OCT 1985	1.90 / 6'3"	72/159	OQR
		<u>MOREIRA JUNIOR Juraci</u>	2 MAY 1979	1.86 / 6'1"	74/163	OQR
CAN	Canada	<u>JENKINS Colin</u>	2 MAR 1983	1.88 / 6'2"	75/165	OQR
		<u>TICHELAAR Paul</u>	13 NOV 1982	1.84 / 6'0"	73/161	OQR
		<u>WHITFIELD Simon</u>	16 MAY 1975	1.77 / 5'10"	70/154	OQR
CHN	China	<u>WANG Daqing</u>	13 OCT 1989	1.75 / 5'9"	67/148	HN
CZE	Czech Republic	<u>OSPALY Filip</u>	15 MAY 1976	1.79 / 5'10"	69/152	OQR
DEN	Denmark	<u>HENNING Rasmus</u>	13 NOV 1975	1.87 / 6'2"	72/159	OQR
ESP	Spain	<u>GOMEZ Francisco Javier</u>	25 MAR 1983	1.78 / 5'10"	69/152	WCH
		<u>RANA Ivan</u>	10 JUN 1979	1.74 / 5'9"	61/134	OQR
EST	Estonia	<u>ALBERT Marko</u>	25 JUN 1979	1.89 / 6'2"	78/172	OQR
FRA	France	<u>BELAUBRE Frederic</u>	14 FEB 1980	1.77 / 5'10"	62/137	
		<u>MOULAI Tony</u>	17 JAN 1976	1.78 / 5'10"	68/150	OQR
		<u>VIDAL Laurent</u>	18 FEB 1984	1.84 / 6'0"	66/146	OQR
GBR	Great Britain	<u>BROWNLEE Alistair</u>	23 APR 1988	1.84 / 6'0"	66/146	OQR
		<u>CLARKE Will</u>	31 JAN 1985	1.83 / 6'0"	71/157	OQR
		<u>DON Tim</u>	14 JAN 1978	1.78 / 5'10"	66/146	OQR
GER	Germany	<u>FRODENO Jan</u>	18 AUG 1981	1.93 / 6'4"	75/165	OQR
		<u>PROCHNOW Christian</u>	19 JUN 1982	1.89 / 6'2"	78/172	OQR
		<u>UNGER Daniel</u>	22 MAR 1978	1.85 / 6'1"	74/163	OQR
HKG	Hong Kg, China	<u>LEE Chi Wo Daniel</u>	9 APR 1977	1.72 / 5'8"	68/150	CR
HUN	Hungary	<u>KUTTOR Csaba</u>	19 AUG 1975	1.82 / 6'0"	74/163	
ITA	Italy	<u>D'AQUINO Emilio</u>	26 MAR 1982	1.85 / 6'1"	69/152	OQR
		<u>FONTANA Daniel</u>	31 DEC 1975	1.81 / 5'11"	70/154	OQR
JPN	Japan	<u>TAYAMA Hirokatsu</u>	12 NOV 1981	1.67 / 5'6"	60/132	OQR
		<u>YAMAMOTO Ryosuke</u>	17 MAY 1979	1.78 / 5'10"	67/148	CQE
KAZ	Kazakhstan	<u>SAPUNOV Daniil</u>	5 APR 1982	1.83 / 6'0"	76/168	OQR
LUX	Luxembourg	<u>BOCKEL Dirk</u>	18 OCT 1976	1.89 / 6'2"	76/168	OQR
MEX	Mexico	<u>SERRANO Francisco</u>	4 MAY 1980			WCH
NED	Netherlands	<u>BERK Sander</u>	10 JUL 1979	1.81 / 5'11"	64/141	OQR
NZL	New Zealand	<u>DOCHERTY Bevan</u>	29 MAR 1977	1.85 / 6'1"	71/157	WCH
		<u>GEMMELL Kris</u>	28 APR 1977	1.79 / 5'10"	66/146	OQR
		<u>REED Shane</u>	16 JUN 1973	1.85 / 6'1"	68/150	CQE
POL	Poland	<u>JASKOLKA Marek</u>	19 APR 1976	1.85 / 6'1"	77/170	OQR
POR	Portugal	<u>MARQUES Duarte</u>	3 DEC 1983	1.72 / 5'8"	61/134	OQR
		<u>PAIS Bruno</u>	10 JUN 1981	1.78 / 5'10"	67/148	OQR
RUS	Russian Fed.	<u>BRYUKHANKOV Alexander</u>	12 APR 1987	1.85 / 6'1"	74/163	OQR
		<u>POLYANSKIY Dmitriy</u>	19 NOV 1986	1.82 / 6'0"	66/146	OQR
		<u>SYSOEV Igor</u>	5 SEP 1980	1.83 / 6'0"	70/154	OQR
SUI	Switzerland	<u>HUG Reto</u>	24 JAN 1975	1.85 / 6'1"	70/154	OQR
		<u>MARCEAU Olivier</u>	30 JAN 1973	1.82 / 6'0"	72/159	OQR
		<u>RIEDERER Sven</u>	27 MAR 1981	1.82 / 6'0"	70/154	OQR
SVK	Slovakia	<u>SIMKO Pavel</u>	13 FEB 1982			CR
SYR	Syrian AR	<u>TAYARA Omar</u>	13 AUG 1979	1.75 / 5'9"	65/143	INV
UKR	Ukraine	<u>GLUSCHENKO Andriy</u>	23 OCT 1977	1.85 / 6'1"	75/165	
		<u>POLIKARPENKO Volodymyr</u>	9 JUN 1972	1.85 / 6'1"	73/161	OQR
USA	United States	<u>KEMPER Hunter</u>	4 MAY 1976	1.88 / 6'2"	75/165	OQR
		<u>REED Matty</u>	11 NOV 1975	1.96 / 6'5"	81/179	OQR
		<u>SHOEMAKER Jarrod</u>	17 JUL 1982	1.78 / 5'10"	67/148	OQR
ZIM	Zimbabwe	<u>FELGATE Christopher</u>	4 JAN 1982	1.77 / 5'10"	70/154	CR

Legend

CQE - Continental qualifying event
INV - Invitations
WCH - World Championships

CR - Continental ranking
OQR - Olympic qualifying ranking

HN - Host nation
Qual. - Qualification



START LIST
出发顺序 / LISTE DE DÉPART

CORRECTED

Start Number	Pontoon Position	Name	NOC Code	Date of Birth	World Rank	Swim	Bike	Run
1	37	BONIN Charlotte	ITA	10 FEB 1987	64			
2	32	CHMET Daniela	ITA	4 AUG 1979	68			
3	14	DITTMER Anja	GER	22 SEP 1975	8			
4	2	LISK Ricarda	GER	1 FEB 1981	17			
5	54	PILZ Christiane	GER	3 AUG 1975	30			
6	19	di MARCO Magali	SUI	9 SEP 1971	16			
7	18	RYF Daniela	SUI	29 MAY 1987	31			
8	13	SPIRIG Nicola	SUI	7 FEB 1982	12			
9	20	HARRISON Jessica	FRA	27 OCT 1977	15			
10	11	PEON Carole	FRA	4 NOV 1978	20			
11	25	ALLEN Kate	AUT	25 APR 1970	46			
12	21	DOLLINGER Eva	AUT	10 APR 1978	21			
14	28	HAIBOECK Tania	AUT	3 MAR 1974	42			
15	51	IDE Juri	JPN	9 JUN 1983	25			
16	48	NIWATA Kiyomi	JPN	10 DEC 1970	22			
17	1	UEDA Ai	JPN	26 OCT 1983	23			
18	27	CZESNIK Maria	POL	3 AUG 1977	57			
19	35	DEDERKO Ewa	POL	19 MAY 1974	50			
20	6	GROVES Lauren	CAN	2 SEP 1981	13			
21	43	MURRAY Carolyn	CAN	18 SEP 1976	34			
22	4	TREMBLAY Kathy	CAN	16 JUN 1982	32			
23	45	FRINTOVA Vendula	CZE	4 SEP 1983	35			
24	34	ZEMANOVA Lenka	CZE	9 OCT 1979	44			
25	49	HEWITT Andrea	NZL	4 APR 1982	11			
26	12	TANNER Debbie	NZL	8 OCT 1982	5			
27	10	WARRINER Sam	NZL	1 AUG 1971	2			
28	31	DUFFY Flora	BER	30 SEP 1987	62			
29	22	CORONA Adriana Faviola	MEX	7 APR 1980	76			
30	47	AVIL Hollie	GBR	12 APR 1990	67			
31	52	TUCKER Helen	GBR	8 MAR 1984	36			
32	5	DENSHAM Erin	AUS	3 MAY 1985	19			
33	16	MOFFATT Emma	AUS	7 SEP 1984	4			
34	15	SNOWSILL Emma	AUS	15 JUN 1981	3			
35	23	RIVEROS Barbara	CHI	3 AUG 1987	108			
36	36	SZABO Zita Livia	HUN	13 NOV 1975	70			
37	39	BURGOS Ana	ESP	26 DEC 1967	45			
38	40	MURUA Ainhua	ESP	18 JUL 1978	37			
39	46	MENSINK Lisa	NED	6 MAR 1977	54			
40	8	BENNETT Laura	USA	25 APR 1975	7			
41	26	SWAIL ERTEL Julie	USA	27 DEC 1972	29			
42	3	HASKINS Sarah	USA	13 MAR 1981	6			
43	41	SAPUNOVA Yuliya	UKR	15 FEB 1988	58			
44	38	XING Lin	CHN	25 MAY 1979	52			
45	29	ZHANG Yi	CHN	30 JAN 1987	121			



TRIATHLON VENUE
铁人三项赛场
SITE DE TRIATHLON

MON 星期一 LUN
18 AUG 2008
10:00

TRIATHLON
铁人三项 / TRIATHLON
WOMEN
女子项目 / FEMMES



START LIST
出发顺序 / LISTE DE DÉPART

CORRECTED

Start Number	Pontoon Position	Name	NOC Code	Date of Birth	World Rank	Swim	Bike	Run
46	24	RABIE Mari	RSA	10 SEP 1986	47			
47	17	ROBERTS Kate	RSA	20 JUN 1983	40			
48	44	OHATA Mariana	BRA	26 OCT 1978	41			
49	33	MAK So Ning Tania	HKG	5 NOV 1986	191			
50	50	NORDEN Lisa	SWE	24 NOV 1984	27			
51	55	ABYSOVA Irina	RUS	7 NOV 1980	39			
52	53	ZAUSAYLOVA Olga	RUS	2 JAN 1978	59			
53	42	DAVIS Emma	IRL	27 MAR 1986	51			
54	7	FERNANDES Vanessa	POR	14 SEP 1985	1			
55	30	DIMAKI Nteniz Marina	GRE	4 SEP 1977	286			
56	9	MAY Elizabeth Holst	LUX	27 JUL 1983	14			

Note:
Wet suits not allowed
World ranking as of 9 JUN 2008

Change of note



OFFICIAL RESULTS

正式成绩 / RÉSULTATS OFFICIELS

Rk	Start No	Name	NOC Code	Swim (1.5 km)		Trans. 1		Bike (40 km)		Trans. 2		Run (10 km)		Total Time	Time Diff
				Time	Rk	Time	Rk	Time	Rk	Time	Rk	Time	Rk		
1	34	SNOWSILL Emma	AUS	19:51	5	20:19	3	1:24:39	5	1:25:10	5			1:58:27.66	
						0:28	=3	1:04:20	15	0:31	=9	33:17	1		
2	54	FERNANDES Vanessa	POR	19:53	9	20:22	9	1:24:40	6	1:25:13	12			1:59:34.63	+1:06.97
						0:29	=11	1:04:18	=13	0:33	=21	34:21	2		
3	33	MOFFATT Emma	AUS	19:55	12	20:26	14	1:24:38	1	1:25:09	2			1:59:55.84	+1:28.18
						0:31	=40	1:04:12	=4	0:31	=9	34:46	4		
4	40	BENNETT Laura	USA	19:49	1	20:19	1	1:24:42	13	1:25:11	8			2:00:21.54	+1:53.88
						0:30	=24	1:04:23	17	0:29	=4	35:10	7		
5	15	IDE Juri	JPN	19:50	4	20:19	2	1:24:43	15	1:25:18	18			2:00:23.77	+1:56.11
						0:29	=11	1:04:24	=18	0:35	=30	35:05	=5		
6	8	SPIRIG Nicola	SUI	20:17	36	20:45	34	1:24:39	3	1:25:10	4			2:00:30.48	+2:02.82
						0:28	=3	1:03:54	1	0:31	=9	35:20	9		
7	7	RYF Daniela	SUI	19:56	13	20:22	8	1:24:39	4	1:25:09	3			2:00:40.20	+2:12.54
						0:26	2	1:04:17	=10	0:30	8	35:31	10		
8	25	HEWITT Andrea	NZL	19:54	10	20:23	11	1:24:38	2	1:25:07	1			2:00:45.99	+2:18.33
						0:29	=11	1:04:15	=8	0:29	=4	35:38	12		
9	16	NIWATA Kiyomi	JPN	19:56	14	20:30	24	1:24:44	19	1:25:15	13			2:00:51.85	+2:24.19
						0:34	55	1:04:14	=6	0:31	=9	35:36	11		
10	26	TANNER Debbie	NZL	19:57	17	20:26	13	1:24:43	16	1:25:12	11			2:01:06.92	+2:39.26
						0:29	=11	1:04:17	=10	0:29	=4	35:54	14		
11	42	HASKINS Sarah	USA	19:50	3	20:22	7	1:24:40	9	1:25:12	9			2:01:22.57	+2:54.91
						0:32	=48	1:04:18	=13	0:32	=16	36:10	17		
12	9	HARRISON Jessica	FRA	19:56	16	20:26	15	1:24:40	7	1:25:12	10			2:01:31.74	+3:04.08
						0:30	=24	1:04:14	=6	0:32	=16	36:19	19		
13	6	di MARCO Magali	SUI	19:50	2	20:20	5	1:24:42	10	1:25:11	7			2:01:50.74	+3:23.08
						0:30	=24	1:04:22	16	0:29	=4	36:39	22		
14	11	ALLEN Kate	AUT	20:57	48	21:29	49	1:26:53	30	1:27:28	35			2:02:00.69	+3:33.03
						0:32	=48	1:05:24	=23	0:35	=30	34:32	3		
15	4	LISK Ricarda	GER	20:00	23	20:30	23	1:24:42	14	1:25:21	20			2:02:07.75	+3:40.09
						0:30	=24	1:04:12	=4	0:39	45	36:46	23		
16	27	WARRINER Sam	NZL	19:58	19	20:28	18	1:24:43	17	1:25:18	17			2:02:13.60	+3:45.94
						0:30	=24	1:04:15	=8	0:35	=30	36:55	24		
17	17	UEDA Ai	JPN	20:17	37	20:46	35	1:24:42	11	1:25:10	6			2:02:19.09	+3:51.43
						0:29	=11	1:03:56	2	0:28	=1	37:09	25		
18	50	NORDEN Lisa	SWE	20:56	46	21:25	46	1:26:51	23	1:27:22	23			2:02:27.47	+3:59.81
						0:29	=11	1:05:26	26	0:31	=9	35:05	=5		



OFFICIAL RESULTS

正式成绩 / RÉSULTATS OFFICIELS

Rk	Start No	Name	NOC Code	Swim (1.5 km)		Trans. 1		Bike (40 km)		Trans. 2		Run (10 km)		Total Time	Time Diff
				Time	Rk	Time	Rk	Time	Rk	Time	Rk	Time	Rk		
19	41	SWAIL ERTEL Julie	USA	19:51	6	20:21	6	1:24:45	20	1:25:17	16			2:02:39.22	+4:11.56
						0:30	=24	1:04:24	=18	0:32	=16	37:22	26		
20	37	BURGOS Ana	ESP	20:57	47	21:28	48	1:26:56	39	1:27:32	39			2:02:43.85	+4:16.19
						0:31	=40	1:05:28	=28	0:36	=37	35:11	8		
21	31	TUCKER Helen	GBR	19:52	8	20:23	10	1:24:40	8	1:25:16	14			2:02:55.74	+4:28.08
						0:31	=40	1:04:17	=10	0:36	=37	37:39	28		
22	32	DENSHAM Erin	AUS	20:54	44	21:24	43	1:26:51	22	1:27:22	24			2:03:08.76	+4:41.10
						0:30	=24	1:05:27	27	0:31	=9	35:46	13		
23	23	FRINTOVA Vendula	CZE	20:53	43	21:24	45	1:26:53	29	1:27:21	22			2:03:27.49	+4:59.83
						0:31	=40	1:05:29	30	0:28	=1	36:06	15		
24	43	SAPUNOVA Yuliya	UKR	21:02	51	21:32	52	1:26:50	21	1:27:25	27			2:03:34.39	+5:06.73
						0:30	=24	1:05:18	21	0:35	=30	36:09	16		
25	35	RIVEROS Barbara	CHI	20:21	38	20:49	38	1:26:52	26	1:27:26	29			2:03:42.56	+5:14.90
						0:28	=3	1:06:03	=33	0:34	=28	36:16	18		
26	5	PILZ Christiane	GER	20:00	24	20:33	30	1:24:42	12	1:25:17	15			2:03:46.82	+5:19.16
						0:33	=52	1:04:09	3	0:35	=30	38:29	34		
27	14	HAIBOECK Tania	AUT	21:03	52	21:31	51	1:26:53	33	1:27:26	30			2:04:03.16	+5:35.50
						0:28	=3	1:05:22	22	0:33	=21	36:37	20		
28	38	MURUA Ainhoa	ESP	19:59	21	20:28	19	1:27:34	41	1:28:10	42			2:04:48.07	+6:20.41
						0:29	=11	1:07:06	43	0:36	=37	36:38	21		
29	21	MURRAY Carolyn	CAN	20:55	45	21:24	44	1:26:52	27	1:27:25	28			2:04:56.32	+6:28.66
						0:29	=11	1:05:28	=28	0:33	=21	37:31	27		
30	19	DEDERKO Ewa	POL	21:02	50	21:31	50	1:26:55	36	1:27:27	33			2:05:09.85	+6:42.19
						0:29	=11	1:05:24	=23	0:32	=16	37:42	29		
31	22	TREMBLAY Kathy	CAN	19:52	7	20:20	4	1:24:44	18	1:25:19	19			2:05:23.49	+6:55.83
						0:28	=3	1:04:24	=18	0:35	=30	40:04	39		
32	47	ROBERTS Kate	RSA	19:58	18	20:28	17	1:26:54	35	1:27:31	38			2:05:33.24	+7:05.58
						0:30	=24	1:06:26	38	0:37	=41	38:02	31		
33	3	DITTMER Anja	GER	20:16	34	20:46	36	1:26:54	34	1:27:27	31			2:05:45.86	+7:18.20
						0:30	=24	1:06:08	35	0:33	=21	38:18	33		
34	10	PEON Carole	FRA	20:22	39	20:53	39	1:27:34	42	1:28:09	41			2:06:04.28	+7:36.62
						0:31	=40	1:06:41	40	0:35	=30	37:55	30		
35	18	CZESNIK Maria	POL	20:02	26	20:32	28	1:27:30	40	1:28:07	40			2:06:12.02	+7:44.36
						0:30	=24	1:06:58	=41	0:37	=41	38:05	32		
36	52	ZAUSAYLOVA Olga	RUS	20:58	49	21:28	47	1:26:52	24	1:27:23	25			2:06:24.26	+7:56.60
						0:30	=24	1:05:24	=23	0:31	=9	39:01	35		



TRIATHLON VENUE
铁人三项赛场
SITE DE TRIATHLON

MON 星期一 LUN
18 AUG 2008

TRIATHLON
铁人三项 / TRIATHLON

WOMEN
女子项目 / FEMMES



OFFICIAL RESULTS

正式成绩 / RÉSULTATS OFFICIELS

Rk	Start No	Name	NOC Code	Swim (1.5 km)		Trans. 1		Bike (40 km)		Trans. 2		Run (10 km)		Total Time	Time Diff
				Time	Rk	Time	Rk	Time	Rk	Time	Rk	Time	Rk		
37	53	DAVIS Emma	IRL	20:17	35	20:49	37	1:26:52	25	1:27:20	21			2:06:29.36	+8:01.70
						0:32	=48	1:06:03	=33	0:28	=1	39:09	36		
38	36	SZABO Zita Livia	HUN	20:28	42	20:58	41	1:26:56	38	1:27:29	36			2:06:46.70	+8:19.04
						0:30	=24	1:05:58	32	0:33	=21	39:17	37		
39	48	OHATA Mariana	BRA	20:02	27	20:32	29	1:26:56	37	1:27:28	34			2:07:11.92	+8:44.26
						0:30	=24	1:06:24	37	0:32	=16	39:43	38		
40	44	XING Lin	CHN	20:03	28	20:31	25	1:26:53	31	1:27:29	37			2:07:34.99	+9:07.33
						0:28	=3	1:06:22	36	0:36	=37	40:05	40		
41	56	MAY Elizabeth Holst	LUX	20:26	40	20:56	40	1:26:52	28	1:27:25	26			2:07:55.58	+9:27.92
						0:30	=24	1:05:56	31	0:33	=21	40:30	42		
42	45	ZHANG Yi	CHN	19:58	20	20:29	21	1:27:39	44	1:28:16	44			2:08:37.56	+10:09.90
						0:31	=40	1:07:10	44	0:37	=41	40:21	41		
43	46	RABIE Mari	RSA	19:54	11	20:23	12	1:26:53	32	1:27:27	32			2:09:28.02	+11:00.36
						0:29	=11	1:06:30	39	0:34	=28	42:01	45		
44	1	BONIN Charlotte	ITA	20:07	32	20:36	32	1:27:34	43	1:28:12	43			2:09:42.09	+11:14.43
						0:29	=11	1:06:58	=41	0:38	44	41:30	=43		
45	39	MENSINK Lisa	NED	20:03	29	20:31	26	1:28:15	45	1:28:48	45			2:10:18.98	+11:51.32
						0:28	=3	1:07:44	45	0:33	=21	41:30	=43		
	2	CHMET Daniela	ITA	20:00	25	20:31	27							LAP	
						0:31	=40								
	55	DIMAKI Nteniz Marina	GRE	21:36	55	22:07	55							LAP	
						0:31	=40								
	49	MAK So Ning Tania	HKG	21:18	54	21:51	54							LAP	
						0:33	=52								
	28	DUFFY Flora	BER	20:26	41	20:59	42							LAP	
						0:33	=52								
	29	CORONA Adriana Faviola	MEX	21:16	53	21:45	53							LAP	
						0:29	=11								
	20	GROVES Lauren	CAN	20:05	31	20:34	31							DNF	
						0:29	=11								
	24	ZEMANOVA Lenka	CZE	20:00	22	20:28	20							DNF	
						0:28	=3								
	51	ABYSOVA Irina	RUS	19:56	15	20:26	16							DNF	
						0:30	=24								
	30	AVIL Hollie	GBR	20:09	33	20:41	33							DNF	
						0:32	=48								



TRIATHLON VENUE
铁人三项赛场
SITE DE TRIATHLON

MON 星期一 LUN
18 AUG 2008

TRIATHLON
铁人三项 / TRIATHLON

WOMEN
女子项目 / FEMMES



OFFICIAL RESULTS

正式成绩 / RÉSULTATS OFFICIELS

Rk	Start No	Name	NOC Code	Swim (1.5 km)	Trans. 1	Bike (40 km)	Trans. 2	Run (10 km)	Total Time	Time Diff
				Time Rk	Time Rk	Time Rk	Time Rk	Time Rk		
12		DOLLINGER Eva	AUT	20:04 30	20:29 22					DNF
					0:25 1					

Legend:

= Equal sign indicates that two or more competitors share same secondary rank

DNF Did Not Finish

LAP Lapped

No Number

Trans Transition

Diff Difference

RK Rank



RACE ANALYSIS
成绩分析 / ANALYSE DE LA COURSE

Rk	Name	NOC Code	Lap	Swim				Bike				Run			
				Split	Rk	Time	Rk	Split	Rk	Time	Rk	Split	Rk	Total Time/ Time Diff	Rk
1	SNOWSILL Emma	AUS	Lap 1					10:27	=18	30:46	5	7:20	1	1:32:30	1
			Lap 2					10:39	=9	41:25	5	7:49	1	1:40:19	1
			Lap 3					10:45	=6	52:10	6	7:55	1	1:48:14	1
			Lap 4					10:55	=30	1:03:05	7	10:13	1		
			Lap 5					10:39	=1	1:13:44	4				
			Lap 6					10:55	=7						
			Total				19:51	5	1:04:20	15	1:24:39	5	33:17	1	1:58:27.66
Trans			0:28	=3	20:19	3	0:31	=9	1:25:10	5					
2	FERNANDES Vanessa	POR	Lap 1					10:24	=15	30:46	6	7:32	2	1:32:45	2
			Lap 2					10:39	=9	41:25	2	8:13	=2	1:40:58	2
			Lap 3					10:45	=6	52:10	10	8:13	2	1:49:11	2
			Lap 4					10:53	=19	1:03:03	1	10:23	3		
			Lap 5					10:43	20	1:13:46	9				
			Lap 6					10:54	=4						
			Total				19:53	9	1:04:18	=13	1:24:40	6	34:21	2	1:59:34.63
Trans			0:29	=11	20:22	9	0:33	=21	1:25:13	12			+1:06.97		
3	MOFFATT Emma	AUS	Lap 1					10:21	=8	30:47	8	7:40	=6	1:32:49	5
			Lap 2					10:38	=4	41:25	9	8:17	=4	1:41:06	4
			Lap 3					10:46	=18	52:11	20	8:16	3	1:49:22	3
			Lap 4					10:54	=21	1:03:05	8	10:33	7		
			Lap 5					10:41	=9	1:13:46	15				
			Lap 6					10:52	2						
			Total				19:55	12	1:04:12	=4	1:24:38	1	34:46	4	1:59:55.84
Trans			0:31	=40	20:26	14	0:31	=9	1:25:09	2			+1:28.18		
4	BENNETT Laura	USA	Lap 1					10:29	=22	30:48	17	7:35	3	1:32:46	3
			Lap 2					10:38	=4	41:26	16	8:17	=4	1:41:03	3
			Lap 3					10:45	=6	52:11	19	8:39	=13	1:49:42	5
			Lap 4					10:55	=30	1:03:06	19	10:39	=8		
			Lap 5					10:41	=9	1:13:47	20				
			Lap 6					10:55	=7						
			Total				19:49	1	1:04:23	17	1:24:42	13	35:10	7	2:00:21.54
Trans			0:30	=24	20:19	1	0:29	=4	1:25:11	8			+1:53.88		
5	IDE Juri	JPN	Lap 1					10:29	=22	30:48	15	7:38	5	1:32:56	7
			Lap 2					10:39	=9	41:27	19	8:13	=2	1:41:09	5
			Lap 3					10:44	=3	52:11	18	8:27	6	1:49:36	4
			Lap 4					10:54	=21	1:03:05	16	10:47	=11		
			Lap 5					10:40	=3	1:13:45	7				
			Lap 6					10:58	=17						
			Total				19:50	4	1:04:24	=18	1:24:43	15	35:05	=5	2:00:23.77
Trans			0:29	=11	20:19	2	0:35	=30	1:25:18	18			+1:56.11		
6	SPIRIG Nicola	SUI	Lap 1					10:19	=6	31:04	20	7:45	=10	1:32:55	6
			Lap 2					10:21	1	41:25	4	8:27	12	1:41:22	7
			Lap 3					10:46	=18	52:11	12	8:36	11	1:49:58	6
			Lap 4					10:53	=19	1:03:04	3	10:32	=5		
			Lap 5					10:41	=9	1:13:45	6				
			Lap 6					10:54	=4						
			Total				20:17	36	1:03:54	1	1:24:39	3	35:20	9	2:00:30.48
Trans			0:28	=3	20:45	34	0:31	=9	1:25:10	4			+2:02.82		



RACE ANALYSIS
成绩分析 / ANALYSE DE LA COURSE

Rk	Name	NOC Code	Lap	Swim				Bike				Run			
				Split	Rk	Time	Rk	Split	Rk	Time	Rk	Split	Rk	Total Time/ Time Diff	Rk
7	RYF Daniela	SUI	Lap 1					10:23	=11	30:45	1	7:55	=15	1:33:04	10
			Lap 2					10:40	=18	41:25	6	8:25	=10	1:41:29	8
			Lap 3					10:45	=6	52:10	4	8:39	=13	1:50:08	10
			Lap 4					10:54	=21	1:03:04	5	10:32	=5		
			Lap 5					10:40	=3	1:13:44	2				
			Lap 6					10:55	=7						
			Total				19:56	13	1:04:17	=10	1:24:39	4	35:31	10	2:00:40.20
Trans			0:26	2	20:22	8	0:30	8	1:25:09	3			+2:12.54		
8	HEWITT Andrea	NZL	Lap 1					10:23	=11	30:46	2	7:40	=6	1:32:47	4
			Lap 2					10:39	=9	41:25	7	8:25	=10	1:41:12	6
			Lap 3					10:45	=6	52:10	11	8:46	=19	1:49:58	7
			Lap 4					10:55	=30	1:03:05	12	10:47	=11		
			Lap 5					10:42	=17	1:13:47	18				
			Lap 6					10:51	1						
			Total				19:54	10	1:04:15	=8	1:24:38	2	35:38	12	2:00:45.99
Trans			0:29	=11	20:23	11	0:29	=4	1:25:07	1			+2:18.33		
9	NIWATA Kiyomi	JPN	Lap 1					10:17	=2	30:47	12	7:48	12	1:33:03	9
			Lap 2					10:39	=9	41:26	14	8:29	13	1:41:32	9
			Lap 3					10:45	=6	52:11	16	8:33	8	1:50:05	8
			Lap 4					10:54	=21	1:03:05	9	10:46	10		
			Lap 5					10:41	=9	1:13:46	10				
			Lap 6					10:58	=17						
			Total				19:56	14	1:04:14	=6	1:24:44	19	35:36	11	2:00:51.85
Trans			0:34	55	20:30	24	0:31	=9	1:25:15	13			+2:24.19		
10	TANNER Debbie	NZL	Lap 1					10:21	=8	30:47	13	7:51	13	1:33:03	8
			Lap 2					10:39	=9	41:26	15	8:30	14	1:41:33	10
			Lap 3					10:45	=6	52:11	14	8:35	=9	1:50:08	9
			Lap 4					10:54	=21	1:03:05	15	10:58	18		
			Lap 5					10:40	=3	1:13:45	8				
			Lap 6					10:58	=17						
			Total				19:57	17	1:04:17	=10	1:24:43	16	35:54	14	2:01:06.92
Trans			0:29	=11	20:26	13	0:29	=4	1:25:12	11			+2:39.26		
11	HASKINS Sarah	USA	Lap 1					10:24	=15	30:46	3	7:59	19	1:33:11	11
			Lap 2					10:41	20	41:27	18	8:32	15	1:41:43	11
			Lap 3					10:43	=1	52:10	8	8:45	18	1:50:28	11
			Lap 4					10:56	=37	1:03:06	18	10:54	=15		
			Lap 5					10:41	=9	1:13:47	19				
			Lap 6					10:53	3						
			Total				19:50	3	1:04:18	=13	1:24:40	9	36:10	17	2:01:22.57
Trans			0:32	=48	20:22	7	0:32	=16	1:25:12	9			+2:54.91		
12	HARRISON Jessica	FRA	Lap 1					10:21	=8	30:47	9	8:00	=20	1:33:12	12
			Lap 2					10:37	3	41:24	1	8:35	17	1:41:47	12
			Lap 3					10:45	=6	52:09	1	8:43	=15	1:50:30	12
			Lap 4					10:55	=30	1:03:04	6	11:01	=19		
			Lap 5					10:42	=17	1:13:46	14				
			Lap 6					10:54	=4						
			Total				19:56	16	1:04:14	=6	1:24:40	7	36:19	19	2:01:31.74
Trans			0:30	=24	20:26	15	0:32	=16	1:25:12	10			+3:04.08		



RACE ANALYSIS
成绩分析 / ANALYSE DE LA COURSE

Rk	Name	NOC Code	Lap	Swim				Bike				Run			
				Split	Rk	Time	Rk	Split	Rk	Time	Rk	Split	Rk	Total Time/ Time Diff	Rk
13	di MARCO Magali	SUI	Lap 1					10:28	21	30:48	18	8:07	23	1:33:18	14
			Lap 2					10:38	=4	41:26	17	8:38	18	1:41:56	13
			Lap 3					10:45	=6	52:11	17	8:46	=19	1:50:42	13
			Lap 4					10:55	=30	1:03:06	17	11:08	=23		
			Lap 5					10:40	=3	1:13:46	11				
			Lap 6					10:56	=10						
			Total				19:50	2	1:04:22	16	1:24:42	10	36:39	22	2:01:50.74
Trans			0:30	=24	20:20	5	0:29	=4	1:25:11	7			+3:23.08		
14	ALLEN Kate	AUT	Lap 1					10:43	=36	32:12	45	7:37	4	1:35:05	21
			Lap 2					10:48	=23	43:00	41	8:19	=6	1:43:24	21
			Lap 3					10:49	=22	53:49	36	8:22	4	1:51:46	19
			Lap 4					10:49	=7	1:04:38	37	10:14	2		
			Lap 5					11:01	=22	1:15:39	27				
			Lap 6					11:14	=32						
			Total				20:57	48	1:05:24	=23	1:26:53	30	34:32	3	2:02:00.69
Trans			0:32	=48	21:29	49	0:35	=30	1:27:28	35			+3:33.03		
15	LISK Ricarda	GER	Lap 1					10:17	=2	30:47	14	8:08	=24	1:33:29	16
			Lap 2					10:38	=4	41:25	3	8:50	=25	1:42:19	15
			Lap 3					10:46	=18	52:11	15	8:54	24	1:51:13	15
			Lap 4					10:54	=21	1:03:05	13	10:54	=15		
			Lap 5					10:41	=9	1:13:46	13				
			Lap 6					10:56	=10						
			Total				20:00	23	1:04:12	=4	1:24:42	14	36:46	23	2:02:07.75
Trans			0:30	=24	20:30	23	0:39	45	1:25:21	20			+3:40.09		
16	WARRINER Sam	NZL	Lap 1					10:19	=6	30:47	11	7:56	=17	1:33:14	13
			Lap 2					10:38	=4	41:25	10	8:45	22	1:41:59	14
			Lap 3					10:45	=6	52:10	9	9:05	=29	1:51:04	14
			Lap 4					10:55	=30	1:03:05	11	11:09	26		
			Lap 5					10:39	=1	1:13:44	3				
			Lap 6					10:59	=20						
			Total				19:58	19	1:04:15	=8	1:24:43	17	36:55	24	2:02:13.60
Trans			0:30	=24	20:28	18	0:35	=30	1:25:18	17			+3:45.94		
17	UEDA Ai	JPN	Lap 1					10:18	=4	31:04	23	8:19	=29	1:33:29	15
			Lap 2					10:22	2	41:26	12	8:57	=30	1:42:26	17
			Lap 3					10:44	=3	52:10	3	8:52	23	1:51:18	16
			Lap 4					10:55	=30	1:03:05	10	11:01	=19		
			Lap 5					10:41	=9	1:13:46	12				
			Lap 6					10:56	=10						
			Total				20:17	37	1:03:56	2	1:24:42	11	37:09	25	2:02:19.09
Trans			0:29	=11	20:46	35	0:28	=1	1:25:10	6			+3:51.43		
18	NORDEN Lisa	SWE	Lap 1					10:47	39	32:12	44	7:44	=8	1:35:06	22
			Lap 2					10:47	=21	42:59	36	8:19	=6	1:43:25	22
			Lap 3					10:50	=33	53:49	37	8:23	5	1:51:48	20
			Lap 4					10:48	=1	1:04:37	32	10:39	=8		
			Lap 5					11:02	=27	1:15:39	25				
			Lap 6					11:12	=24						
			Total				20:56	46	1:05:26	26	1:26:51	23	35:05	=5	2:02:27.47
Trans			0:29	=11	21:25	46	0:31	=9	1:27:22	23			+3:59.81		



RACE ANALYSIS
成绩分析 / ANALYSE DE LA COURSE

Rk	Name	NOC Code	Lap	Swim				Bike				Run			
				Split	Rk	Time	Rk	Split	Rk	Time	Rk	Split	Rk	Total Time/ Time Diff	Rk
19	SWAIL ERTEL Julie	USA	Lap 1					10:27	=18	30:48	19	8:19	=29	1:33:36	18
			Lap 2					10:39	=9	41:27	20	8:58	32	1:42:34	18
			Lap 3					10:43	=1	52:10	7	8:59	26	1:51:33	18
			Lap 4					10:56	=37	1:03:06	20	11:06	22		
			Lap 5					10:40	=3	1:13:46	16				
			Lap 6					10:59	=20						
			Total				19:51	6	1:04:24	=18	1:24:45	20	37:22	26	2:02:39.22
Trans			0:30	=24	20:21	6	0:32	=16	1:25:17	16			+4:11.56		
20	BURGOS Ana	ESP	Lap 1					10:44	38	32:12	42	7:52	14	1:35:24	27
			Lap 2					10:48	=23	43:00	39	8:20	9	1:43:44	24
			Lap 3					10:49	=22	53:49	42	8:30	7	1:52:14	23
			Lap 4					10:49	=7	1:04:38	40	10:29	4		
			Lap 5					11:02	=27	1:15:40	33				
			Lap 6					11:16	=37						
			Total				20:57	47	1:05:28	=28	1:26:56	39	35:11	8	2:02:43.85
Trans			0:31	=40	21:28	48	0:36	=37	1:27:32	39			+4:16.19		
21	TUCKER Helen	GBR	Lap 1					10:23	=11	30:46	4	8:20	31	1:33:36	17
			Lap 2					10:40	=18	41:26	13	8:48	24	1:42:24	16
			Lap 3					10:44	=3	52:10	2	9:04	28	1:51:28	17
			Lap 4					10:54	=21	1:03:04	4	11:27	=28		
			Lap 5					10:40	=3	1:13:44	1				
			Lap 6					10:56	=10						
			Total				19:52	8	1:04:17	=10	1:24:40	8	37:39	28	2:02:55.74
Trans			0:31	=40	20:23	10	0:36	=37	1:25:16	14			+4:28.08		
22	DENSHAM Erin	AUS	Lap 1					10:49	42	32:13	48	7:44	=8	1:35:06	23
			Lap 2					10:48	=23	43:01	49	8:19	=6	1:43:25	23
			Lap 3					10:49	=22	53:50	43	8:35	=9	1:52:00	22
			Lap 4					10:48	=1	1:04:38	44	11:08	=23		
			Lap 5					11:02	=27	1:15:40	32				
			Lap 6					11:11	23						
			Total				20:54	44	1:05:27	27	1:26:51	22	35:46	13	2:03:08.76
Trans			0:30	=24	21:24	43	0:31	=9	1:27:22	24			+4:41.10		
23	FRINTOVA Vendula	CZE	Lap 1					10:48	=40	32:12	46	7:45	=10	1:35:06	24
			Lap 2					10:49	=31	43:01	47	8:46	23	1:43:52	25
			Lap 3					10:49	=22	53:50	46	8:46	=19	1:52:38	24
			Lap 4					10:49	=7	1:04:39	47	10:49	13		
			Lap 5					11:01	=22	1:15:40	37				
			Lap 6					11:13	=28						
			Total				20:53	43	1:05:29	30	1:26:53	29	36:06	15	2:03:27.49
Trans			0:31	=40	21:24	45	0:28	=1	1:27:21	22			+4:59.83		
24	SAPUNOVA Yuliya	UKR	Lap 1					10:41	=34	32:13	50	8:04	22	1:35:29	29
			Lap 2					10:47	=21	43:00	44	8:34	16	1:44:03	28
			Lap 3					10:50	=33	53:50	44	8:38	12	1:52:41	25
			Lap 4					10:48	=1	1:04:38	41	10:53	14		
			Lap 5					11:15	36	1:15:53	39				
			Lap 6					10:57	=14						
			Total				21:02	51	1:05:18	21	1:26:50	21	36:09	16	2:03:34.39
Trans			0:30	=24	21:32	52	0:35	=30	1:27:25	27			+5:06.73		



RACE ANALYSIS
成绩分析 / ANALYSE DE LA COURSE

Rk	Name	NOC Code	Lap	Swim				Bike				Run				
				Split	Rk	Time	Rk	Split	Rk	Time	Rk	Split	Rk	Total Time/ Time Diff	Rk	
25	RIVEROS Barbara	CHI	Lap 1					11:11	45	32:00	33	7:56	=17	1:35:22	26	
			Lap 2					11:00	=47	43:00	42	8:41	20	1:44:03	27	
			Lap 3					10:49	=22	53:49	41	8:43	=15	1:52:46	27	
			Lap 4					10:49	=7	1:04:38	36	10:56	17			
			Lap 5					11:02	=27	1:15:40	29					
			Lap 6					11:12	=24							
			Total				20:21	38	1:06:03	=33	1:26:52	26	36:16	18	2:03:42.56	
			Trans			0:28	=3	20:49	38	0:34	=28	1:27:26	29			+5:14.90
26	PILZ Christiane	GER	Lap 1					10:13	1	30:46	7	8:28	=34	1:33:45	19	
			Lap 2					10:39	=9	41:25	8	8:54	=27	1:42:39	19	
			Lap 3					10:45	=6	52:10	5	9:17	34	1:51:56	21	
			Lap 4					10:54	=21	1:03:04	2	11:50	34			
			Lap 5					10:41	=9	1:13:45	5					
			Lap 6					10:57	=14							
			Total				20:00	24	1:04:09	3	1:24:42	12	38:29	34	2:03:46.82	
			Trans			0:33	=52	20:33	30	0:35	=30	1:25:17	15			+5:19.16
27	HAIBOECK Tania	AUT	Lap 1					10:40	33	32:11	40	7:55	=15	1:35:21	25	
			Lap 2					10:48	=23	42:59	33	8:42	21	1:44:03	26	
			Lap 3					10:49	=22	53:48	31	8:43	=15	1:52:46	26	
			Lap 4					10:50	=16	1:04:38	38	11:17	27			
			Lap 5					11:02	=27	1:15:40	30					
			Lap 6					11:13	=28							
			Total				21:03	52	1:05:22	22	1:26:53	33	36:37	20	2:04:03.16	
			Trans			0:28	=3	21:31	51	0:33	=21	1:27:26	30			+5:35.50
28	MURUA Ainhua	ESP	Lap 1					10:37	=28	31:05	25	8:08	=24	1:36:18	37	
			Lap 2					10:51	=36	41:56	30	8:39	19	1:44:57	33	
			Lap 3					11:11	=43	53:07	27	8:47	22	1:53:44	31	
			Lap 4					11:15	=47	1:04:22	30	11:04	21			
			Lap 5					11:40	43	1:16:02	43					
			Lap 6					11:32	42							
			Total				19:59	21	1:07:06	43	1:27:34	41	36:38	21	2:04:48.07	
			Trans			0:29	=11	20:28	19	0:36	=37	1:28:10	42			+6:20.41
29	MURRAY Carolyn	CAN	Lap 1					10:48	=40	32:12	47	8:00	=20	1:35:25	28	
			Lap 2					10:48	=23	43:00	37	8:50	=25	1:44:15	29	
			Lap 3					10:49	=22	53:49	33	9:10	33	1:53:25	29	
			Lap 4					10:48	=1	1:04:37	31	11:31	30			
			Lap 5					11:02	=27	1:15:39	22					
			Lap 6					11:13	=28							
			Total				20:55	45	1:05:28	=28	1:26:52	27	37:31	27	2:04:56.32	
			Trans			0:29	=11	21:24	44	0:33	=21	1:27:25	28			+6:28.66
30	DEDERKO Ewa	POL	Lap 1					10:41	=34	32:12	43	8:11	26	1:35:38	30	
			Lap 2					10:48	=23	43:00	38	8:59	33	1:44:37	30	
			Lap 3					10:49	=22	53:49	40	9:05	=29	1:53:42	30	
			Lap 4					10:49	=7	1:04:38	43	11:27	=28			
			Lap 5					11:01	=22	1:15:39	28					
			Lap 6					11:16	=37							
			Total				21:02	50	1:05:24	=23	1:26:55	36	37:42	29	2:05:09.85	
			Trans			0:29	=11	21:31	50	0:32	=16	1:27:27	33			+6:42.19



RACE ANALYSIS
成绩分析 / ANALYSE DE LA COURSE

Rk	Name	NOC Code	Lap	Swim				Bike				Run			
				Split	Rk	Time	Rk	Split	Rk	Time	Rk	Split	Rk	Total Time/ Time Diff	Rk
31	TREMBLAY Kathy	CAN	Lap 1					10:27	=18	30:47	10	8:27	=32	1:33:46	20
			Lap 2					10:39	=9	41:26	11	9:25	38	1:43:11	20
			Lap 3					10:45	=6	52:11	13	9:45	=41	1:52:56	28
			Lap 4					10:54	=21	1:03:05	14	12:27	43		
			Lap 5					10:42	=17	1:13:47	17				
			Lap 6					10:57	=14						
			Total				19:52	7	1:04:24	=18	1:24:44	18	40:04	39	2:05:23.49
Trans			0:28	=3	20:20	4	0:35	=30	1:25:19	19			+6:55.83		
32	ROBERTS Kate	RSA	Lap 1					10:37	=28	31:05	27	8:16	=27	1:35:47	32
			Lap 2					10:51	=36	41:56	24	8:54	=27	1:44:41	32
			Lap 3					11:10	=40	53:06	22	9:05	=29	1:53:46	32
			Lap 4					11:14	=40	1:04:20	22	11:47	33		
			Lap 5					11:20	39	1:15:40	31				
			Lap 6					11:14	=32						
			Total				19:58	18	1:06:26	38	1:26:54	35	38:02	31	2:05:33.24
Trans			0:30	=24	20:28	17	0:37	=41	1:27:31	38			+7:05.58		
33	DITTMER Anja	GER	Lap 1					10:18	=4	31:04	22	8:16	=27	1:35:43	31
			Lap 2					10:51	=36	41:55	22	8:57	=30	1:44:40	31
			Lap 3					11:12	=47	53:07	28	9:09	32	1:53:49	33
			Lap 4					11:14	=40	1:04:21	26	11:56	37		
			Lap 5					11:19	38	1:15:40	35				
			Lap 6					11:14	=32						
			Total				20:16	34	1:06:08	35	1:26:54	34	38:18	33	2:05:45.86
Trans			0:30	=24	20:46	36	0:33	=21	1:27:27	31			+7:18.20		
34	PEON Carole	FRA	Lap 1					11:08	44	32:01	35	8:27	=32	1:36:36	40
			Lap 2					10:58	43	42:59	35	8:54	=27	1:45:30	37
			Lap 3					10:50	=33	53:49	34	8:55	25	1:54:25	34
			Lap 4					10:49	=7	1:04:38	35	11:39	31		
			Lap 5					11:22	40	1:16:00	41				
			Lap 6					11:34	43						
			Total				20:22	39	1:06:41	40	1:27:34	42	37:55	30	2:06:04.28
Trans			0:31	=40	20:53	39	0:35	=30	1:28:09	41			+7:36.62		
35	CZESNIK Maria	POL	Lap 1					10:35	=26	31:07	32	8:43	=39	1:36:50	41
			Lap 2					10:49	=31	41:56	26	9:13	34	1:46:03	40
			Lap 3					11:12	=47	53:08	30	9:01	27	1:55:04	38
			Lap 4					11:13	39	1:04:21	28	11:08	=23		
			Lap 5					11:41	44	1:16:02	42				
			Lap 6					11:28	40						
			Total				20:02	26	1:06:58	=41	1:27:30	40	38:05	32	2:06:12.02
Trans			0:30	=24	20:32	28	0:37	=41	1:28:07	40			+7:44.36		
36	ZAUSAYLOVA Olga	RUS	Lap 1					10:43	=36	32:11	41	8:29	=36	1:35:52	34
			Lap 2					10:48	=23	42:59	34	9:14	35	1:45:06	35
			Lap 3					10:50	=33	53:49	35	9:26	36	1:54:32	35
			Lap 4					10:48	=1	1:04:37	33	11:52	=35		
			Lap 5					11:03	34	1:15:40	36				
			Lap 6					11:12	=24						
			Total				20:58	49	1:05:24	=23	1:26:52	24	39:01	35	2:06:24.26
Trans			0:30	=24	21:28	47	0:31	=9	1:27:23	25			+7:56.60		



RACE ANALYSIS
成绩分析 / ANALYSE DE LA COURSE

Rk	Name	NOC Code	Lap	Swim				Bike				Run			
				Split	Rk	Time	Rk	Split	Rk	Time	Rk	Split	Rk	Total Time/ Time Diff	Rk
37	DAVIS Emma	IRL	Lap 1					11:12	46	32:01	36	8:28	=34	1:35:48	33
			Lap 2					10:59	=44	43:00	45	9:17	36	1:45:05	34
			Lap 3					10:48	21	53:48	32	9:32	37	1:54:37	36
			Lap 4					10:50	=16	1:04:38	39	11:52	=35		
			Lap 5					11:02	=27	1:15:40	34				
			Lap 6					11:12	=24						
			Total				20:17	35	1:06:03	=33	1:26:52	25	39:09	36	2:06:29.36
Trans			0:32	=48	20:49	37	0:28	=1	1:27:20	21			+8:01.70		
38	SZABO Zita Livia	HUN	Lap 1					11:15	47	32:13	49	8:50	41	1:36:19	38
			Lap 2					10:48	=23	43:01	46	9:26	=39	1:45:45	38
			Lap 3					10:49	=22	53:50	48	9:21	35	1:55:06	39
			Lap 4					10:49	=7	1:04:39	48	11:40	32		
			Lap 5					11:12	35	1:15:51	38				
			Lap 6					11:05	22						
			Total				20:28	42	1:05:58	32	1:26:56	38	39:17	37	2:06:46.70
Trans			0:30	=24	20:58	41	0:33	=21	1:27:29	36			+8:19.04		
39	OHATA Mariana	BRA	Lap 1					10:34	25	31:06	29	8:29	=36	1:35:57	36
			Lap 2					10:50	=33	41:56	27	9:19	37	1:45:16	36
			Lap 3					11:11	=43	53:07	25	9:33	38	1:54:49	37
			Lap 4					11:14	=40	1:04:21	27	12:22	42		
			Lap 5					11:18	37	1:15:39	24				
			Lap 6					11:17	39						
			Total				20:02	27	1:06:24	37	1:26:56	37	39:43	38	2:07:11.92
Trans			0:30	=24	20:32	29	0:32	=16	1:27:28	34			+8:44.26		
40	XING Lin	CHN	Lap 1					11:30	=49	32:01	37	8:51	42	1:36:20	39
			Lap 2					10:59	=44	43:00	40	9:26	=39	1:45:46	39
			Lap 3					10:49	=22	53:49	39	9:38	39	1:55:24	40
			Lap 4					10:50	=16	1:04:39	45	12:10	40		
			Lap 5					11:00	21	1:15:39	23				
			Lap 6					11:14	=32						
			Total				20:03	28	1:06:22	36	1:26:53	31	40:05	40	2:07:34.99
Trans			0:28	=3	20:31	25	0:36	=37	1:27:29	37			+9:07.33		
41	MAY Elizabeth Holst	LUX	Lap 1					11:05	43	32:01	38	8:31	38	1:35:56	35
			Lap 2					10:59	=44	43:00	43	10:11	45	1:46:07	41
			Lap 3					10:50	=33	53:50	45	9:46	43	1:55:53	41
			Lap 4					10:48	=1	1:04:38	42	12:02	39		
			Lap 5					11:01	=22	1:15:39	21				
			Lap 6					11:13	=28						
			Total				20:26	40	1:05:56	31	1:26:52	28	40:30	42	2:07:55.58
Trans			0:30	=24	20:56	40	0:33	=21	1:27:25	26			+9:27.92		
42	ZHANG Yi	CHN	Lap 1					10:37	=28	31:06	30	8:58	43	1:37:14	42
			Lap 2					10:50	=33	41:56	29	9:41	41	1:46:55	42
			Lap 3					11:10	=40	53:06	23	9:45	=41	1:56:40	42
			Lap 4					11:14	=40	1:04:20	24	11:57	38		
			Lap 5					11:39	42	1:15:59	40				
			Lap 6					11:40	44						
			Total				19:58	20	1:07:10	44	1:27:39	44	40:21	41	2:08:37.56
Trans			0:31	=40	20:29	21	0:37	=41	1:28:16	44			+10:09.90		



RACE ANALYSIS
成绩分析 / ANALYSE DE LA COURSE

Rk	Name	NOC Code	Lap	Swim				Bike				Run			
				Split	Rk	Time	Rk	Split	Rk	Time	Rk	Split	Rk	Total Time/ Time Diff	Rk
43	RABIE Mari	RSA	Lap 1					10:25	17	30:48	16	10:02	45	1:37:29	44
			Lap 2					12:11	51	42:59	32	10:03	44	1:47:32	45
			Lap 3					10:50	=33	53:49	38	9:42	40	1:57:14	44
			Lap 4					10:49	=7	1:04:38	34	12:14	41		
			Lap 5					11:01	=22	1:15:39	26				
			Lap 6					11:14	=32						
			Total				19:54	11	1:06:30	39	1:26:53	32	42:01	45	2:09:28.02
Trans			0:29	=11	20:23	12	0:34	=28	1:27:27	32			+11:00.36		
44	BONIN Charlotte	ITA	Lap 1					11:25	48	32:01	34	9:12	44	1:37:24	43
			Lap 2					11:00	=47	43:01	48	10:00	43	1:47:24	44
			Lap 3					10:49	=22	53:50	47	9:50	44	1:57:14	43
			Lap 4					10:49	=7	1:04:39	46	12:28	44		
			Lap 5					11:25	41	1:16:04	44				
			Lap 6					11:30	41						
			Total				20:07	32	1:06:58	=41	1:27:34	43	41:30	=43	2:09:42.09
Trans			0:29	=11	20:36	32	0:38	44	1:28:12	43			+11:14.43		
45	MENSINK Lisa	NED	Lap 1					10:35	=26	31:06	31	8:43	=39	1:37:31	45
			Lap 2					10:50	=33	41:56	25	9:46	42	1:47:17	43
			Lap 3					11:11	=43	53:07	29	10:03	45	1:57:20	45
			Lap 4					11:14	=40	1:04:21	25	12:58	45		
			Lap 5					11:53	45	1:16:14	45				
			Lap 6					12:01	45						
			Total				20:03	29	1:07:44	45	1:28:15	45	41:30	=43	2:10:18.98
Trans			0:28	=3	20:31	26	0:33	=21	1:28:48	45			+11:51.32		
	CHMET Daniela	ITA	Lap 1					11:30	=49	32:01	39				
			Lap 2					11:01	49	43:02	50				
			Lap 3					12:09	50	55:11	49				
			Lap 4					12:56	53	1:08:07	49				
			Lap 5					13:06	50	1:21:13	46				
			Lap 6												
			Total				20:00	25							
Trans			0:31	=40	20:31	27									
	DIMAKI Nteniz Marina	GRE	Lap 1					11:44	51	33:51	52				
			Lap 2					11:58	50	45:49	51				
			Lap 3					12:06	49	57:55	50				
			Lap 4					12:06	49	1:10:01	50				
			Lap 5					12:04	46	1:22:05	47				
			Lap 6												
			Total				21:36	55							
Trans			0:31	=40	22:07	55									
	MAK So Ning Tania	HKG	Lap 1					12:27	53	34:18	55				
			Lap 2					12:18	=52	46:36	54				
			Lap 3					12:23	=51	58:59	52				
			Lap 4					12:23	=50	1:11:22	51				
			Lap 5					12:08	=47	1:23:30	48				
			Lap 6												
			Total				21:18	54							
Trans			0:33	=52	21:51	54									



RACE ANALYSIS
成绩分析 / ANALYSE DE LA COURSE

Rk	Name	NOC Code	Lap	Swim				Bike				Run				
				Split	Rk	Time	Rk	Split	Rk	Time	Rk	Split	Rk	Total Time/ Time Diff	Rk	
	DUFFY Flora	BER	Lap 1					12:52	55	33:51	53					
			Lap 2					12:45	54	46:36	55					
			Lap 3					12:23	=51	58:59	53					
			Lap 4					12:23	=50	1:11:22	53					
			Lap 5					12:08	=47	1:23:30	49					
			Lap 6													
			Total			20:26	41									LAP
			Trans	0:33	=52	20:59	42									
	CORONA Adriana Faviola	MEX	Lap 1					12:33	54	34:18	54					
			Lap 2					12:18	=52	46:36	53					
			Lap 3					12:23	=51	58:59	51					
			Lap 4					12:23	=50	1:11:22	52					
			Lap 5					12:09	49	1:23:31	50					
			Lap 6													
			Total			21:16	53									LAP
			Trans	0:29	=11	21:45	53									
	GROVES Lauren	CAN	Lap 1					10:31	24	31:05	26					
			Lap 2					10:51	=36	41:56	31					
			Lap 3					11:09	39	53:05	21					
			Lap 4					11:15	=47	1:04:20	21					
			Lap 5													
			Lap 6													
			Total			20:05	31									DNF
			Trans	0:29	=11	20:34	31									
	ZEMANOVA Lenka	CZE	Lap 1					10:37	=28	31:05	28					
			Lap 2					10:51	=36	41:56	28					
			Lap 3					11:10	=40	53:06	24					
			Lap 4					11:14	=40	1:04:20	23					
			Lap 5													
			Lap 6													
			Total			20:00	22									DNF
			Trans	0:28	=3	20:28	20									
	ABYSOVA Irina	RUS	Lap 1					10:39	32	31:05	24					
			Lap 2					10:51	=36	41:56	23					
			Lap 3					11:11	=43	53:07	26					
			Lap 4					11:14	=40	1:04:21	29					
			Lap 5													
			Lap 6													
			Total			19:56	15									DNF
			Trans	0:30	=24	20:26	16									
	AVIL Hollie	GBR	Lap 1					10:23	=11	31:04	21					
			Lap 2					10:51	=36	41:55	21					
			Lap 3													
			Lap 4													
			Lap 5													
			Lap 6													
			Total			20:09	33									DNF
			Trans	0:32	=48	20:41	33									



START LIST
出发顺序 / LISTE DE DÉPART

CORRECTED

Start Number	Pontoon Position	Name	NOC Code	Date of Birth	World Rank	Swim	Bike	Run
1	27	GLUSCHENKO Andriy	UKR	23 OCT 1977	69			
2	2	BERK Sander	NED	10 JUL 1979	59			
3	41	SERRANO Francisco	MEX	4 MAY 1980	96			
4	20	ALBERT Marko	EST	25 JUN 1979	64			
5	44	TAYAMA Hirokatsu	JPN	12 NOV 1981	28			
6	31	YAMAMOTO Ryosuke	JPN	17 MAY 1979	58			
7	33	COLUCCI Reinaldo	BRA	29 OCT 1985	44			
8	39	MOREIRA JUNIOR Juraci	BRA	2 MAY 1979	68			
9	19	D'AQUINO Emilio	ITA	26 MAR 1982	67			
10	17	FONTANA Daniel	ITA	31 DEC 1975	43			
11	40	ATKINSON Courtney	AUS	15 AUG 1979	33			
12	47	KAHLEFELDT Brad	AUS	27 JUL 1979	3			
14	25	JENKINS Colin	CAN	2 MAR 1983	80			
15	51	TICHELAAR Paul	CAN	13 NOV 1982	18			
16	52	WHITFIELD Simon	CAN	16 MAY 1975	4			
17	34	CROES Peter	BEL	16 MAR 1984	52			
18	28	ZEEBROEK Axel	BEL	25 JUL 1978	57			
19	5	POLIKARPENKO Volodymyr	UKR	9 JUN 1972	7			
20	14	FELGATE Christopher	ZIM	4 JAN 1982	102			
21	21	KEMPER Hunter	USA	4 MAY 1976	50			
22	50	REED Matty	USA	11 NOV 1975	27			
23	11	SHOEMAKER Jarrod	USA	17 JUL 1982	25			
24	1	BRYUKHANKOV Alexander	RUS	12 APR 1987	22			
25	13	POLYANSKIY Dmitriy	RUS	19 NOV 1986	31			
26	48	SYSOEV Igor	RUS	5 SEP 1980	21			
27	54	DOCHERTY Bevan	NZL	29 MAR 1977	2			
28	49	GEMMELL Kris	NZL	28 APR 1977	5			
29	38	REED Shane	NZL	16 JUN 1973	38			
30	55	GOMEZ Francisco Javier	ESP	25 MAR 1983	1			
31	10	RANA Ivan	ESP	10 JUN 1979	20			
32	9	FRODENO Jan	GER	18 AUG 1981	11			
33	18	PROCHNOW Christian	GER	19 JUN 1982	89			
34	7	UNGER Daniel	GER	22 MAR 1978	15			
35	32	BROWNLEE Alistair	GBR	23 APR 1988	84			
36	46	CLARKE Will	GBR	31 JAN 1985	14			
37	53	DON Tim	GBR	14 JAN 1978	6			
38	30	BELAUBRE Frederic	FRA	14 FEB 1980	8			
39	15	MOULAI Tony	FRA	17 JAN 1976	17			
40	29	VIDAL Laurent	FRA	18 FEB 1984	37			
41	42	HENNING Rasmus	DEN	13 NOV 1975	42			
42	3	OSPALY Filip	CZE	15 MAY 1976	24			
43	16	HUG Reto	SUI	24 JAN 1975	19			
44	45	MARCEAU Olivier	SUI	30 JAN 1973	29			
45	43	RIEDERER Sven	SUI	27 MAR 1981	12			



TRIATHLON VENUE
铁人三项赛场
SITE DE TRIATHLON

TUE 星期二 MAR
19 AUG 2008
10:00

TRIATHLON
铁人三项 / TRIATHLON
MEN
男子项目 / HOMMES



START LIST
出发顺序 / LISTE DE DÉPART

CORRECTED

Start Number	Pontoon Position	Name	NOC Code	Date of Birth	World Rank	Swim	Bike	Run
46	24	SIMKO Pavel	SVK	13 FEB 1982	141			
47	23	AGOSTON Simon	AUT	5 APR 1977	61			
48	26	TAYARA Omar	SYR	13 AUG 1979	104			
49	37	JASKOLKA Marek	POL	19 APR 1976	41			
50	12	LEE Chi Wo Daniel	HKG	9 APR 1977	92			
51	35	KUTTOR Csaba	HUN	19 AUG 1975	72			
52	4	SAPUNOV Daniil	KAZ	5 APR 1982	49			
53	8	MARQUES Duarte	POR	3 DEC 1983	55			
54	6	PAIS Bruno	POR	10 JUN 1981	26			
55	36	BOCKEL Dirk	LUX	18 OCT 1976	66			
56	22	WANG Daqing	CHN	13 OCT 1989	168			

Note:

Wet suits not allowed
World ranking as of 9 JUN 2008

Change of note



OFFICIAL RESULTS
正式成绩 / RÉSULTATS OFFICIELS

Rk	Start No	Name	NOC Code	Swim (1.5 km)		Trans. 1		Bike (40 km)		Trans. 2		Run (10 km)		Total Time	Time Diff
				Time	Rk	Time	Rk	Time	Rk	Time	Rk	Time	Rk		
1	32	FRODENO Jan	GER	18:14	16	18:40	12	1:17:41	11	1:18:07	4			1:48:53.28	
						0:26	=2	59:01	34	0:26	=1	30:46	1		
2	16	WHITFIELD Simon	CAN	18:18	22	18:45	19	1:17:41	12	1:18:10	14			1:48:58.47	+5.19
						0:27	=13	58:56	=23	0:29	=18	30:48	2		
3	27	DOCHERTY Bevan	NZL	18:23	31	18:51	31	1:17:42	16	1:18:08	11			1:49:05.59	+12.31
						0:28	=25	58:51	=16	0:26	=1	30:57	3		
4	30	GOMEZ Francisco Javier	ESP	18:08	8	18:35	7	1:17:41	14	1:18:10	15			1:49:13.92	+20.64
						0:27	=13	59:06	=38	0:29	=18	31:03	4		
5	31	RANA Ivan	ESP	18:22	29	18:48	25	1:17:40	6	1:18:08	8			1:49:22.03	+28.75
						0:26	=2	58:52	=19	0:28	=10	31:14	5		
6	34	UNGER Daniel	GER	18:25	37	18:52	35	1:17:41	9	1:18:08	6			1:49:43.78	+50.50
						0:27	=13	58:49	=13	0:27	=3	31:35	6		
7	21	KEMPER Hunter	USA	18:04	4	18:34	6	1:17:40	5	1:18:08	7			1:49:48.75	+55.47
						0:30	=46	59:06	=38	0:28	=10	31:40	7		
8	41	HENNING Rasmus	DEN	18:18	21	18:44	18	1:17:41	10	1:18:09	12			1:49:57.47	+1:04.19
						0:26	=2	58:57	29	0:28	=10	31:48	=9		
9	26	SYSOEV Igor	RUS	18:02	2	18:34	5	1:17:49	44	1:18:18	39			1:49:59.38	+1:06.10
						0:32	53	59:15	=49	0:29	=18	31:41	8		
10	38	BELAUBRE Frederic	FRA	18:03	3	18:31	2	1:17:42	21	1:18:12	24			1:50:00.30	+1:07.02
						0:28	=25	59:11	45	0:30	=32	31:48	=9		
11	11	ATKINSON Courtney	AUS	18:06	6	18:33	3	1:17:41	15	1:18:10	13			1:50:10.02	+1:16.74
						0:27	=13	59:08	=43	0:29	=18	32:00	11		
12	35	BROWNLEE Alistair	GBR	18:11	13	18:38	11	1:17:43	25	1:18:12	25			1:50:19.62	+1:26.34
						0:27	=13	59:05	=36	0:29	=18	32:07	12		
13	18	ZEEBROEK Axel	BEL	18:30	43	18:57	43	1:16:45	1	1:17:15	2			1:50:30.90	+1:37.62
						0:27	=13	57:48	1	0:30	=32	33:15	24		
14	36	CLARKE Will	GBR	18:53	47	19:20	47	1:17:43	28	1:18:14	29			1:50:32.07	+1:38.79
						0:27	=13	58:23	6	0:31	=38	32:18	13		
15	33	PROCHNOW Christian	GER	18:23	30	18:49	27	1:17:45	30	1:18:12	23			1:50:33.90	+1:40.62
						0:26	=2	58:56	=23	0:27	=3	32:21	14		
16	12	KAHLEFELDT Brad	AUS	18:17	=19	18:46	20	1:17:42	17	1:18:10	16			1:50:36.00	+1:42.72
						0:29	=34	58:56	=23	0:28	=10	32:26	15		
17	54	PAIS Bruno	POR	18:28	42	18:54	40	1:17:41	13	1:18:08	9			1:50:40.22	+1:46.94
						0:26	=2	58:47	11	0:27	=3	32:32	17		
18	23	SHOEMAKER Jarrod	USA	18:19	23	18:48	24	1:17:51	50	1:18:19	41			1:50:46.39	+1:53.11
						0:29	=34	59:03	35	0:28	=10	32:27	16		



OFFICIAL RESULTS

正式成绩 / RÉSULTATS OFFICIELS

Rk	Start No	Name	NOC Code	Swim (1.5 km)		Trans. 1		Bike (40 km)		Trans. 2		Run (10 km)		Total Time	Time Diff
				Time	Rk	Time	Rk	Time	Rk	Time	Rk	Time	Rk		
19	44	MARCEAU Olivier	SUI	18:55	52	19:24	53	1:17:42	20	1:18:13	28			1:50:50.07	+1:56.79
						0:29	=34	58:18	4	0:31	=38	32:37	18		
20	42	OSPALY Filip	CZE	18:17	=19	18:47	22	1:17:43	27	1:18:12	22			1:50:53.69	+2:00.41
						0:30	=46	58:56	=23	0:29	=18	32:41	19		
21	52	SAPUNOV Daniil	KAZ	18:11	12	18:40	14	1:17:45	32	1:18:16	36			1:50:58.98	+2:05.70
						0:29	=34	59:05	=36	0:31	=38	32:42	20		
22	25	POLYANSKIY Dmitriy	RUS	18:15	18	18:42	17	1:17:49	43	1:18:18	40			1:51:11.61	+2:18.33
						0:27	=13	59:07	42	0:29	=18	32:53	21		
23	45	RIEDERER Sven	SUI	18:14	17	18:48	23	1:17:40	7	1:18:08	10			1:51:19.45	+2:26.17
						0:34	54	58:52	=19	0:28	=10	33:11	23		
24	24	BRYUKHANKOV Alexander	RUS	18:10	11	18:40	13	1:17:48	40	1:18:21	48			1:51:22.59	+2:29.31
						0:30	=46	59:08	=43	0:33	=45	33:01	22		
25	55	BOCKEL Dirk	LUX	18:26	39	18:53	39	1:16:45	2	1:17:12	1			1:51:31.01	+2:37.73
						0:27	=13	57:52	2	0:27	=3	34:19	=31		
26	8	MOREIRA JUNIOR Juraci	BRA	18:24	34	18:53	37	1:17:43	23	1:18:13	26			1:51:35.57	+2:42.29
						0:29	=34	58:50	15	0:30	=32	33:22	25		
27	17	CROES Peter	BEL	18:26	38	18:52	36	1:17:43	24	1:18:15	35			1:51:40.94	+2:47.66
						0:26	=2	58:51	=16	0:32	=43	33:25	26		
28	15	TICHELAAR Paul	CAN	18:24	35	18:51	32	1:17:42	19	1:18:12	21			1:51:46.81	+2:53.53
						0:27	=13	58:51	=16	0:30	=32	33:34	27		
29	43	HUG Reto	SUI	18:55	50	19:22	50	1:17:42	22	1:18:11	18			1:52:04.93	+3:11.65
						0:27	=13	58:20	5	0:29	=18	33:53	28		
30	6	YAMAMOTO Ryosuke	JPN	18:27	40	18:53	38	1:17:46	36	1:18:15	33			1:52:11.98	+3:18.70
						0:26	=2	58:53	21	0:29	=18	33:56	29		
31	2	BERK Sander	NED	18:13	15	18:41	16	1:17:47	37	1:18:21	45			1:52:18.09	+3:24.81
						0:28	=25	59:06	=38	0:34	=49	33:57	30		
32	22	REED Matty	USA	18:25	36	18:55	41	1:17:43	26	1:18:11	19			1:52:30.44	+3:37.16
						0:30	=46	58:48	12	0:28	=10	34:19	=31		
33	10	FONTANA Daniel	ITA	18:22	28	18:50	29	1:17:45	31	1:18:13	27			1:52:39.21	+3:45.93
						0:28	=25	58:55	22	0:28	=10	34:26	33		
34	29	REED Shane	NZL	18:00	1	18:28	1	1:17:47	38	1:18:14	30			1:52:48.16	+3:54.88
						0:28	=25	59:19	51	0:27	=3	34:34	35		
35	19	POLIKARPENKO Volodymyr	UKR	18:23	33	18:52	33	1:17:50	45	1:18:19	42			1:52:51.74	+3:58.46
						0:29	=34	58:58	30	0:29	=18	34:32	34		
36	40	VIDAL Laurent	FRA	18:49	45	19:18	45	1:17:42	18	1:18:11	20			1:53:02.79	+4:09.51
						0:29	=34	58:24	=7	0:29	=18	34:51	36		



TRIATHLON VENUE
铁人三项赛场
SITE DE TRIATHLON

TUE 星期二 MAR
19 AUG 2008

TRIATHLON
铁人三项 / TRIATHLON

MEN
男子项目 / HOMMES



OFFICIAL RESULTS

正式成绩 / RÉSULTATS OFFICIELS

Rk	Start No	Name	NOC Code	Swim (1.5 km)		Trans. 1		Bike (40 km)		Trans. 2		Run (10 km)		Total Time	Time Diff
				Time	Rk	Time	Rk	Time	Rk	Time	Rk	Time	Rk		
37	7	COLUCCI Reinaldo	BRA	18:52	46	19:19	46	1:17:47	39	1:18:17	37			1:53:13.94	+4:20.66
						0:27	=13	58:28	9	0:30	=32	34:56	37		
38	47	AGOSTON Simon	AUT	18:20	24	18:50	30	1:17:50	46	1:18:21	47			1:53:23.98	+4:30.70
						0:30	=46	59:00	=32	0:31	=38	35:02	38		
39	28	GEMMELL Kris	NZL	18:41	44	19:06	44	1:17:40	8	1:18:07	5			1:53:49.47	+4:56.19
						0:25	1	58:34	10	0:27	=3	35:42	39		
40	9	D'AQUINO Emilio	ITA	18:22	27	18:50	28	1:17:46	33	1:18:15	31			1:53:58.22	+5:04.94
						0:28	=25	58:56	=23	0:29	=18	35:43	40		
41	4	ALBERT Marko	EST	18:09	9	18:38	10	1:17:50	47	1:18:19	43			1:54:13.58	+5:20.30
						0:29	=34	59:12	=46	0:29	=18	35:54	41		
42	20	FELGATE Christopher	ZIM	18:21	26	18:49	26	1:17:49	42	1:18:22	49			1:54:31.61	+5:38.33
						0:28	=25	59:00	=32	0:33	=45	36:09	42		
43	50	LEE Chi Wo Daniel	HKG	18:54	49	19:22	49	1:17:46	34	1:18:18	38			1:54:40.78	+5:47.50
						0:28	=25	58:24	=7	0:32	=43	36:22	43		
44	3	SERRANO Francisco	MEX	18:56	53	19:22	51	1:17:30	3	1:18:04	3			1:54:46.09	+5:52.81
						0:26	=2	58:08	3	0:34	=49	36:42	44		
45	53	MARQUES Duarte	POR	18:20	25	18:46	21	1:17:52	51	1:18:19	44			1:55:06.57	+6:13.29
						0:26	=2	59:06	=38	0:27	=3	36:47	45		
46	56	WANG Daqing	CHN	18:06	7	18:36	8	1:17:51	49	1:18:24	50			1:55:41.87	+6:48.59
						0:30	=46	59:15	=49	0:33	=45	37:17	46		
47	51	KUTTOR Csaba	HUN	18:09	10	18:37	9	1:17:50	48	1:18:26	51			1:55:53.38	+7:00.10
						0:28	=25	59:13	48	0:36	51	37:27	47		
48	5	TAYAMA Hirokatsu	JPN	18:04	5	18:34	4	1:17:46	35	1:18:15	34			1:56:13.68	+7:20.40
						0:30	=46	59:12	=46	0:29	=18	37:58	48		
49	48	TAYARA Omar	SYR	18:23	32	18:52	34	1:17:48	41	1:18:21	46			1:56:40.54	+7:47.26
						0:29	=34	58:56	=23	0:33	=45	38:19	49		
50	14	JENKINS Colin	CAN	18:12	14	18:41	15	1:17:40	4	1:18:11	17			1:56:50.85	+7:57.57
						0:29	=34	58:59	31	0:31	=38	38:39	50		
39		MOULAI Tony	FRA	18:27	41	18:56	42	1:17:45	29	1:18:15	32			DNF	
						0:29	=34	58:49	=13	0:30	=32				
37		DON Tim	GBR	18:54	48	19:20	48							LAP	
						0:26	=2								
49		JASKOLKA Marek	POL	18:55	51	19:24	52							LAP	
						0:29	=34								
1		GLUSCHENKO Andriy	UKR	18:59	54	19:25	54							LAP	
						0:26	=2								



TRIATHLON VENUE
铁人三项赛场
SITE DE TRIATHLON

TUE 星期二 MAR
19 AUG 2008

TRIATHLON
铁人三项 / TRIATHLON
MEN
男子项目 / HOMMES



OFFICIAL RESULTS
正式成绩 / RÉSULTATS OFFICIELS

Rk	Start No	Name	NOC Code	Swim (1.5 km)	Trans. 1	Bike (40 km)	Trans. 2	Run (10 km)	Total Time	Time Diff
				Time	Rk	Time	Rk	Time	Rk	
46		SIMKO Pavel	SVK							DNF

Legend:

= Equal sign indicates that two or more competitors share same secondary rank

DNF Did Not Finish

LAP Lapped

No Number

Trans Transition

Diff Difference

RK Rank



RACE ANALYSIS
成绩分析 / ANALYSE DE LA COURSE

Rk	Name	NOC Code	Lap	Swim				Bike				Run				
				Split	Rk	Time	Rk	Split	Rk	Time	Rk	Split	Rk	Total Time/ Time Diff	Rk	
1	FRODENO Jan	GER	Lap 1					9:46	=36	28:26	17	6:56	=15	1:25:03	9	
			Lap 2					9:57	=37	38:23	21	7:20	6	1:32:23	6	
			Lap 3					9:38	=13	48:01	25	7:27	1	1:39:50	1	
			Lap 4					9:55	=22	57:56	21	9:03	1			
			Lap 5					9:53	=28	1:07:49	25					
			Lap 6					9:52	=3							
			Total				18:14	16	59:01	34	1:17:41	11	30:46	1	1:48:53.28	
			Trans			0:26	=2	18:40	12	0:26	=1	1:18:07	4			
2	WHITFIELD Simon	CAN	Lap 1					9:42	=29	28:27	23	6:54	=8	1:25:04	13	
			Lap 2					9:53	10	38:20	3	7:19	5	1:32:23	5	
			Lap 3					9:41	48	48:01	19	7:28	2	1:39:51	4	
			Lap 4					9:56	=41	57:57	44	9:07	2			
			Lap 5					9:49	5	1:07:46	6					
			Lap 6					9:55	=22							
			Total				18:18	22	58:56	=23	1:17:41	12	30:48	2	1:48:58.47	
			Trans			0:27	=13	18:45	19	0:29	=18	1:18:10	14			+5.19
3	DOCHERTY Bevan	NZL	Lap 1					9:35	=9	28:26	11	6:55	=12	1:25:03	11	
			Lap 2					9:57	=37	38:23	24	7:17	=2	1:32:20	4	
			Lap 3					9:38	=13	48:01	23	7:30	3	1:39:50	3	
			Lap 4					9:55	=22	57:56	30	9:15	3			
			Lap 5					9:52	=17	1:07:48	19					
			Lap 6					9:54	=14							
			Total				18:23	31	58:51	=16	1:17:42	16	30:57	3	1:49:05.59	
			Trans			0:28	=25	18:51	31	0:26	=1	1:18:08	11			+12.31
4	GOMEZ Francisco Javier	ESP	Lap 1					9:50	=42	28:25	9	6:52	4	1:25:02	6	
			Lap 2					9:57	=37	38:22	15	7:17	=2	1:32:19	2	
			Lap 3					9:40	=41	48:02	31	7:31	4	1:39:50	2	
			Lap 4					9:54	=8	57:56	19	9:23	4			
			Lap 5					9:53	=28	1:07:49	30					
			Lap 6					9:52	=3							
			Total				18:08	8	59:06	=38	1:17:41	14	31:03	4	1:49:13.92	
			Trans			0:27	=13	18:35	7	0:29	=18	1:18:10	15			+20.64
5	RANA Ivan	ESP	Lap 1					9:38	=19	28:26	16	6:54	=8	1:25:02	5	
			Lap 2					9:57	=37	38:23	20	7:16	1	1:32:18	1	
			Lap 3					9:38	=13	48:01	18	7:34	6	1:39:52	5	
			Lap 4					9:55	=22	57:56	25	9:30	5			
			Lap 5					9:52	=17	1:07:48	18					
			Lap 6					9:52	=3							
			Total				18:22	29	58:52	=19	1:17:40	6	31:14	5	1:49:22.03	
			Trans			0:26	=2	18:48	25	0:28	=10	1:18:08	8			+28.75
6	UNGER Daniel	GER	Lap 1					9:35	=9	28:27	25	6:55	=12	1:25:03	12	
			Lap 2					9:56	=19	38:23	19	7:26	9	1:32:29	9	
			Lap 3					9:37	12	48:00	9	7:33	5	1:40:02	6	
			Lap 4					9:56	=41	57:56	31	9:41	10			
			Lap 5					9:51	=9	1:07:47	13					
			Lap 6					9:54	=14							
			Total				18:25	37	58:49	=13	1:17:41	9	31:35	6	1:49:43.78	
			Trans			0:27	=13	18:52	35	0:27	=3	1:18:08	6			+50.50



RACE ANALYSIS
成绩分析 / ANALYSE DE LA COURSE

Rk	Name	NOC Code	Lap	Swim				Bike				Run			
				Split	Rk	Time	Rk	Split	Rk	Time	Rk	Split	Rk	Total Time/ Time Diff	Rk
7	KEMPER Hunter	USA	Lap 1					9:50	=42	28:24	3	6:57	=18	1:25:05	16
			Lap 2					9:56	=19	38:20	4	7:31	=10	1:32:36	10
			Lap 3					9:42	=49	48:02	35	7:41	=7	1:40:17	9
			Lap 4					9:53	=5	57:55	6	9:31	=6		
			Lap 5					9:51	=9	1:07:46	8				
			Lap 6					9:54	=14						
			Total				18:04	4	59:06	=38	1:17:40	5	31:40	7	1:49:48.75
Trans			0:30	=46	18:34	6	0:28	=10	1:18:08	7			+55.47		
8	HENNING Rasmus	DEN	Lap 1					9:43	=31	28:27	22	6:53	=5	1:25:02	8
			Lap 2					9:55	=12	38:22	11	7:22	7	1:32:24	7
			Lap 3					9:39	=25	48:01	15	7:49	=13	1:40:13	8
			Lap 4					9:55	=22	57:56	12	9:44	11		
			Lap 5					9:51	=9	1:07:47	14				
			Lap 6					9:54	=14						
			Total				18:18	21	58:57	29	1:17:41	10	31:48	=9	1:49:57.47
Trans			0:26	=2	18:44	18	0:28	=10	1:18:09	12			+1:04.19		
9	SYSOEV Igor	RUS	Lap 1					9:53	=47	28:27	33	6:55	=12	1:25:13	21
			Lap 2					9:56	=19	38:23	32	7:34	13	1:32:47	17
			Lap 3					9:40	=41	48:03	47	7:41	=7	1:40:28	13
			Lap 4					9:54	=8	57:57	47	9:31	=6		
			Lap 5					9:53	=28	1:07:50	41				
			Lap 6					9:59	=38						
			Total				18:02	2	59:15	=49	1:17:49	44	31:41	8	1:49:59.38
Trans			0:32	53	18:34	5	0:29	=18	1:18:18	39			+1:06.10		
10	BELAUBRE Frederic	FRA	Lap 1					9:54	49	28:25	6	6:53	=5	1:25:05	17
			Lap 2					9:56	=19	38:21	8	7:35	14	1:32:40	13
			Lap 3					9:39	=25	48:00	6	7:48	12	1:40:28	11
			Lap 4					9:56	=41	57:56	33	9:32	8		
			Lap 5					9:53	=28	1:07:49	33				
			Lap 6					9:53	=8						
			Total				18:03	3	59:11	45	1:17:42	21	31:48	=9	1:50:00.30
Trans			0:28	=25	18:31	2	0:30	=32	1:18:12	24			+1:07.02		
11	ATKINSON Courtney	AUS	Lap 1					9:52	46	28:25	4	6:54	=8	1:25:04	14
			Lap 2					9:56	=19	38:21	5	7:32	12	1:32:36	11
			Lap 3					9:39	=25	48:00	7	7:45	=10	1:40:21	10
			Lap 4					9:56	=41	57:56	15	9:49	12		
			Lap 5					9:51	=9	1:07:47	12				
			Lap 6					9:54	=14						
			Total				18:06	6	59:08	=43	1:17:41	15	32:00	11	1:50:10.02
Trans			0:27	=13	18:33	3	0:29	=18	1:18:10	13			+1:16.74		
12	BROWNLEE Alistair	GBR	Lap 1					9:46	=36	28:24	2	6:49	1	1:25:01	3
			Lap 2					9:57	=37	38:21	9	7:18	4	1:32:19	3
			Lap 3					9:40	=41	48:01	21	7:43	9	1:40:02	7
			Lap 4					9:54	=8	57:55	9	10:17	26		
			Lap 5					9:53	=28	1:07:48	16				
			Lap 6					9:55	=22						
			Total				18:11	13	59:05	=36	1:17:43	25	32:07	12	1:50:19.62
Trans			0:27	=13	18:38	11	0:29	=18	1:18:12	25			+1:26.34		



RACE ANALYSIS
成绩分析 / ANALYSE DE LA COURSE

Rk	Name	NOC Code	Lap	Swim				Bike				Run			
				Split	Rk	Time	Rk	Split	Rk	Time	Rk	Split	Rk	Total Time/ Time Diff	Rk
13	ZEEBROEK Axel	BEL	Lap 1					9:30	2	28:27	32	7:27	35	1:24:42	1
			Lap 2					9:55	=12	38:22	18	8:01	=29	1:32:43	14
			Lap 3					9:39	=25	48:01	27	7:55	18	1:40:38	15
			Lap 4					9:31	=1	57:32	3	9:52	=14		
			Lap 5					9:30	=1	1:07:02	2				
			Lap 6					9:43	1						
			Total				18:30	43	57:48	1	1:16:45	1	33:15	24	1:50:30.90
Trans			0:27	=13	18:57	43	0:30	=32	1:17:15	2			+1:37.62		
14	CLARKE Will	GBR	Lap 1					9:41	28	29:01	45	6:51	3	1:25:05	18
			Lap 2					9:36	=5	38:37	46	7:31	=10	1:32:36	12
			Lap 3					9:25	=3	48:02	32	7:53	17	1:40:29	14
			Lap 4					9:54	=8	57:56	26	10:03	21		
			Lap 5					9:53	=28	1:07:49	34				
			Lap 6					9:54	=14						
			Total				18:53	47	58:23	6	1:17:43	28	32:18	13	1:50:32.07
Trans			0:27	=13	19:20	47	0:31	=38	1:18:14	29			+1:38.79		
15	PROCHNOW Christian	GER	Lap 1					9:37	=16	28:26	21	7:06	=22	1:25:18	25
			Lap 2					9:57	=37	38:23	26	7:46	21	1:33:04	22
			Lap 3					9:38	=13	48:01	24	7:49	=13	1:40:53	20
			Lap 4					9:55	=22	57:56	18	9:40	9		
			Lap 5					9:53	=28	1:07:49	26				
			Lap 6					9:56	=28						
			Total				18:23	30	58:56	=23	1:17:45	30	32:21	14	1:50:33.90
Trans			0:26	=2	18:49	27	0:27	=3	1:18:12	23			+1:40.62		
16	KAHLEFELDT Brad	AUS	Lap 1					9:39	=22	28:25	8	6:54	=8	1:25:04	15
			Lap 2					9:57	=37	38:22	13	7:40	16	1:32:44	15
			Lap 3					9:39	=25	48:01	26	7:59	20	1:40:43	16
			Lap 4					9:55	=22	57:56	22	9:53	=17		
			Lap 5					9:53	=28	1:07:49	29				
			Lap 6					9:53	=8						
			Total				18:17	=19	58:56	=23	1:17:42	17	32:26	15	1:50:36.00
Trans			0:29	=34	18:46	20	0:28	=10	1:18:10	16			+1:42.72		
17	PAIS Bruno	POR	Lap 1					9:33	=6	28:27	31	7:00	21	1:25:08	19
			Lap 2					9:55	=12	38:22	16	7:44	=19	1:32:52	19
			Lap 3					9:38	=13	48:00	10	7:57	19	1:40:49	17
			Lap 4					9:56	=41	57:56	27	9:51	13		
			Lap 5					9:50	=6	1:07:46	9				
			Lap 6					9:55	=22						
			Total				18:28	42	58:47	11	1:17:41	13	32:32	17	1:50:40.22
Trans			0:26	=2	18:54	40	0:27	=3	1:18:08	9			+1:46.94		
18	SHOEMAKER Jarrod	USA	Lap 1					9:40	=25	28:28	40	7:07	=24	1:25:26	30
			Lap 2					9:56	=19	38:24	42	7:42	17	1:33:08	24
			Lap 3					9:39	=25	48:03	48	7:45	=10	1:40:53	19
			Lap 4					9:55	=22	57:58	50	9:53	=17		
			Lap 5					9:53	=28	1:07:51	49				
			Lap 6					10:00	=42						
			Total				18:19	23	59:03	35	1:17:51	50	32:27	16	1:50:46.39
Trans			0:29	=34	18:48	24	0:28	=10	1:18:19	41			+1:53.11		



RACE ANALYSIS
成绩分析 / ANALYSE DE LA COURSE

Rk	Name	NOC Code	Lap	Swim				Bike				Run			
				Split	Rk	Time	Rk	Split	Rk	Time	Rk	Split	Rk	Total Time/ Time Diff	Rk
19	MARCEAU Olivier	SUI	Lap 1					9:27	1	28:51	44	7:13	=28	1:25:26	28
			Lap 2					9:32	1	38:23	34	7:43	18	1:33:09	25
			Lap 3					9:36	=10	47:59	3	7:49	=13	1:40:58	21
			Lap 4					9:57	49	57:56	13	9:52	=14		
			Lap 5					9:53	=28	1:07:49	32				
			Lap 6					9:53	=8						
			Total				18:55	52	58:18	4	1:17:42	20	32:37	18	1:50:50.07
Trans			0:29	=34	19:24	53	0:31	=38	1:18:13	28			+1:56.79		
20	OSPALY Filip	CZE	Lap 1					9:39	=22	28:26	12	6:50	2	1:25:02	7
			Lap 2					9:57	=37	38:23	28	7:23	8	1:32:25	8
			Lap 3					9:38	=13	48:01	11	8:03	21	1:40:28	12
			Lap 4					9:54	=8	57:55	10	10:25	29		
			Lap 5					9:53	=28	1:07:48	17				
			Lap 6					9:55	=22						
			Total				18:17	=19	58:56	=23	1:17:43	27	32:41	19	1:50:53.69
Trans			0:30	=46	18:47	22	0:29	=18	1:18:12	22			+2:00.41		
21	SAPUNOV Danil	KAZ	Lap 1					9:45	35	28:25	7	7:11	=26	1:25:27	32
			Lap 2					9:58	=48	38:23	25	7:50	=23	1:33:17	27
			Lap 3					9:39	=25	48:02	28	7:49	=13	1:41:06	24
			Lap 4					9:55	=22	57:57	34	9:52	=14		
			Lap 5					9:52	=17	1:07:49	31				
			Lap 6					9:56	=28						
			Total				18:11	12	59:05	=36	1:17:45	32	32:42	20	1:50:58.98
Trans			0:29	=34	18:40	14	0:31	=38	1:18:16	36			+2:05.70		
22	POLYANSKIY Dmitriy	RUS	Lap 1					9:46	=36	28:28	39	6:56	=15	1:25:14	22
			Lap 2					9:56	=19	38:24	41	7:50	=23	1:33:04	23
			Lap 3					9:39	=25	48:03	49	8:05	24	1:41:09	25
			Lap 4					9:52	4	57:55	8	10:02	20		
			Lap 5					9:55	=50	1:07:50	42				
			Lap 6					9:59	=38						
			Total				18:15	18	59:07	42	1:17:49	43	32:53	21	1:51:11.61
Trans			0:27	=13	18:42	17	0:29	=18	1:18:18	40			+2:18.33		
23	RIEDERER Sven	SUI	Lap 1					9:38	=19	28:26	13	6:53	=5	1:25:01	4
			Lap 2					9:55	=12	38:21	6	7:44	=19	1:32:45	16
			Lap 3					9:40	=41	48:01	12	8:04	=22	1:40:49	18
			Lap 4					9:54	=8	57:55	7	10:30	=31		
			Lap 5					9:51	=9	1:07:46	10				
			Lap 6					9:54	=14						
			Total				18:14	17	58:52	=19	1:17:40	7	33:11	23	1:51:19.45
Trans			0:34	54	18:48	23	0:28	=10	1:18:08	10			+2:26.17		
24	BRYUKHANKOV Alexander	RUS	Lap 1					9:46	=36	28:26	14	6:57	=18	1:25:18	24
			Lap 2					9:57	=37	38:23	36	7:55	26	1:33:13	26
			Lap 3					9:40	=41	48:03	46	8:10	27	1:41:23	27
			Lap 4					9:54	=8	57:57	42	9:59	19		
			Lap 5					9:52	=17	1:07:49	35				
			Lap 6					9:59	=38						
			Total				18:10	11	59:08	=43	1:17:48	40	33:01	22	1:51:22.59
Trans			0:30	=46	18:40	13	0:33	=45	1:18:21	48			+2:29.31		



RACE ANALYSIS
成绩分析 / ANALYSE DE LA COURSE

Rk	Name	NOC Code	Lap	Swim				Bike				Run			
				Split	Rk	Time	Rk	Split	Rk	Time	Rk	Split	Rk	Total Time/ Time Diff	Rk
25	BOCKEL Dirk	LUX	Lap 1					9:33	=6	28:26	20	7:30	=36	1:24:42	2
			Lap 2					9:56	=19	38:22	10	8:06	33	1:32:48	18
			Lap 3					9:38	=13	48:00	8	8:13	30	1:41:01	22
			Lap 4					9:31	=1	57:31	1	10:30	=31		
			Lap 5					9:30	=1	1:07:01	1				
			Lap 6					9:44	2						
			Total				18:26	39	57:52	2	1:16:45	2	34:19	=31	1:51:31.01
Trans				0:27	=13	18:53	39	0:27	=3	1:17:12	1		+2:37.73		
26	MOREIRA JUNIOR Juraci	BRA	Lap 1					9:32	=4	28:25	10	7:20	33	1:25:33	34
			Lap 2					9:58	=48	38:23	22	7:47	22	1:33:20	28
			Lap 3					9:36	=10	47:59	2	8:04	=22	1:41:24	28
			Lap 4					9:56	=41	57:55	4	10:11	=24		
			Lap 5					9:50	=6	1:07:45	5				
			Lap 6					9:58	=35						
			Total				18:24	34	58:50	15	1:17:43	23	33:22	25	1:51:35.57
Trans				0:29	=34	18:53	37	0:30	=32	1:18:13	26		+2:42.29		
27	CROES Peter	BEL	Lap 1					9:35	=9	28:27	29	7:11	=26	1:25:26	29
			Lap 2					9:55	=12	38:22	12	7:58	27	1:33:24	29
			Lap 3					9:31	8	47:53	1	8:07	25	1:41:31	29
			Lap 4					10:03	51	57:56	16	10:09	23		
			Lap 5					9:52	=17	1:07:48	23				
			Lap 6					9:55	=22						
			Total				18:26	38	58:51	=16	1:17:43	24	33:25	26	1:51:40.94
Trans				0:26	=2	18:52	36	0:32	=43	1:18:15	35		+2:47.66		
28	TICHELAAR Paul	CAN	Lap 1					9:35	=9	28:26	15	6:58	20	1:25:10	20
			Lap 2					9:58	=48	38:24	39	7:52	25	1:33:02	21
			Lap 3					9:38	=13	48:02	33	8:18	=31	1:41:20	26
			Lap 4					9:55	=22	57:57	40	10:26	30		
			Lap 5					9:52	=17	1:07:49	28				
			Lap 6					9:53	=8						
			Total				18:24	35	58:51	=16	1:17:42	19	33:34	27	1:51:46.81
Trans				0:27	=13	18:51	32	0:30	=32	1:18:12	21		+2:53.53		
29	HUG Reto	SUI	Lap 1					9:40	=25	29:02	47	7:06	=22	1:25:17	23
			Lap 2					9:35	=2	38:37	47	7:37	15	1:32:54	20
			Lap 3					9:25	=3	48:02	30	8:11	=28	1:41:05	23
			Lap 4					9:55	=22	57:57	38	10:59	40		
			Lap 5					9:52	=17	1:07:49	27				
			Lap 6					9:53	=8						
			Total				18:55	50	58:20	5	1:17:42	22	33:53	28	1:52:04.93
Trans				0:27	=13	19:22	50	0:29	=18	1:18:11	18		+3:11.65		
30	YAMAMOTO Ryosuke	JPN	Lap 1					9:34	8	28:27	35	7:07	=24	1:25:22	26
			Lap 2					9:50	9	38:17	1	8:04	32	1:33:26	30
			Lap 3					9:47	51	48:04	50	8:21	=33	1:41:47	30
			Lap 4					9:53	=5	57:57	48	10:24	28		
			Lap 5					9:54	=47	1:07:51	51				
			Lap 6					9:55	=22						
			Total				18:27	40	58:53	21	1:17:46	36	33:56	29	1:52:11.98
Trans				0:26	=2	18:53	38	0:29	=18	1:18:15	33		+3:18.70		



RACE ANALYSIS
成绩分析 / ANALYSE DE LA COURSE

Rk	Name	NOC Code	Lap	Swim				Bike				Run			
				Split	Rk	Time	Rk	Split	Rk	Time	Rk	Split	Rk	Total Time/ Time Diff	Rk
31	BERK Sander	NED	Lap 1					9:46	=36	28:27	24	7:41	41	1:26:02	42
			Lap 2					9:56	=19	38:23	27	8:01	=29	1:34:03	36
			Lap 3					9:38	=13	48:01	16	8:09	26	1:42:12	35
			Lap 4					9:56	=41	57:57	41	10:06	22		
			Lap 5					9:51	=9	1:07:48	22				
			Lap 6					9:59	=38						
			Total				18:13	15	59:06	=38	1:17:47	37	33:57	30	1:52:18.09
Trans			0:28	=25	18:41	16	0:34	=49	1:18:21	45			+3:24.81		
32	REED Matty	USA	Lap 1					9:32	=4	28:27	36	7:16	=30	1:25:27	31
			Lap 2					9:54	11	38:21	7	8:23	38	1:33:50	35
			Lap 3					9:39	=25	48:00	5	8:18	=31	1:42:08	33
			Lap 4					9:56	=41	57:56	29	10:22	27		
			Lap 5					9:54	=47	1:07:50	47				
			Lap 6					9:53	=8						
			Total				18:25	36	58:48	12	1:17:43	26	34:19	=31	1:52:30.44
Trans			0:30	=46	18:55	41	0:28	=10	1:18:11	19			+3:37.16		
33	FONTANA Daniel	ITA	Lap 1					9:36	=13	28:26	18	7:17	32	1:25:30	33
			Lap 2					9:56	=19	38:22	17	8:11	34	1:33:41	34
			Lap 3					9:39	=25	48:01	20	8:22	35	1:42:03	32
			Lap 4					9:55	=22	57:56	20	10:36	=33		
			Lap 5					9:52	=17	1:07:48	21				
			Lap 6					9:57	=33						
			Total				18:22	28	58:55	22	1:17:45	31	34:26	33	1:52:39.21
Trans			0:28	=25	18:50	29	0:28	=10	1:18:13	27			+3:45.93		
34	REED Shane	NZL	Lap 1					10:00	51	28:28	43	7:34	39	1:25:48	37
			Lap 2					9:55	=12	38:23	35	8:28	39	1:34:16	39
			Lap 3					9:38	=13	48:01	22	8:21	=33	1:42:37	39
			Lap 4					9:55	=22	57:56	14	10:11	=24		
			Lap 5					9:51	=9	1:07:47	11				
			Lap 6					10:00	=42						
			Total				18:00	1	59:19	51	1:17:47	38	34:34	35	1:52:48.16
Trans			0:28	=25	18:28	1	0:27	=3	1:18:14	30			+3:54.88		
35	POLIKARPENKO Volodymyr	UKR	Lap 1					9:36	=13	28:28	42	7:33	38	1:25:52	39
			Lap 2					9:56	=19	38:24	44	8:12	35	1:34:04	37
			Lap 3					9:39	=25	48:03	44	8:11	=28	1:42:15	36
			Lap 4					9:55	=22	57:58	49	10:36	=33		
			Lap 5					9:52	=17	1:07:50	48				
			Lap 6					10:00	=42						
			Total				18:23	33	58:58	30	1:17:50	45	34:32	34	1:52:51.74
Trans			0:29	=34	18:52	33	0:29	=18	1:18:19	42			+3:58.46		
36	VIDAL Laurent	FRA	Lap 1					9:44	34	29:02	51	7:13	=28	1:25:24	27
			Lap 2					9:36	=5	38:38	51	8:03	31	1:33:27	31
			Lap 3					9:25	=3	48:03	45	8:25	36	1:41:52	31
			Lap 4					9:54	=8	57:57	39	11:10	43		
			Lap 5					9:53	=28	1:07:50	43				
			Lap 6					9:52	=3						
			Total				18:49	45	58:24	=7	1:17:42	18	34:51	36	1:53:02.79
Trans			0:29	=34	19:18	45	0:29	=18	1:18:11	20			+4:09.51		



RACE ANALYSIS
成绩分析 / ANALYSE DE LA COURSE

Rk	Name	NOC Code	Lap	Swim				Bike				Run			
				Split	Rk	Time	Rk	Split	Rk	Time	Rk	Split	Rk	Total Time/ Time Diff	Rk
37	COLUCCI Reinaldo	BRA	Lap 1					9:43	=31	29:02	49	7:16	=30	1:25:33	35
			Lap 2					9:35	=2	38:37	45	7:59	28	1:33:32	32
			Lap 3					9:25	=3	48:02	41	8:39	=39	1:42:11	34
			Lap 4					9:55	=22	57:57	37	11:02	42		
			Lap 5					9:53	=28	1:07:50	45				
			Lap 6					9:57	=33						
			Total				18:52	46	58:28	9	1:17:47	39	34:56	37	1:53:13.94
Trans			0:27	=13	19:19	46	0:30	=32	1:18:17	37			+4:20.66		
38	AGOSTON Simon	AUT	Lap 1					9:37	=16	28:27	37	7:30	=36	1:25:51	38
			Lap 2					9:57	=37	38:24	37	8:15	36	1:34:06	38
			Lap 3					9:39	=25	48:03	43	8:28	37	1:42:34	38
			Lap 4					9:53	=5	57:56	11	10:49	38		
			Lap 5					9:53	=28	1:07:49	36				
			Lap 6					10:01	=47						
			Total				18:20	24	59:00	=32	1:17:50	46	35:02	38	1:53:23.98
Trans			0:30	=46	18:50	30	0:31	=38	1:18:21	47			+4:30.70		
39	GEMMELL Kris	NZL	Lap 1					9:56	50	29:02	48	6:56	=15	1:25:03	10
			Lap 2					9:36	=5	38:38	50	8:36	40	1:33:39	33
			Lap 3					9:23	1	48:01	17	8:48	43	1:42:27	37
			Lap 4					9:55	=22	57:56	24	11:22	=45		
			Lap 5					9:52	=17	1:07:48	15				
			Lap 6					9:52	=3						
			Total				18:41	44	58:34	10	1:17:40	8	35:42	39	1:53:49.47
Trans			0:25	1	19:06	44	0:27	=3	1:18:07	5			+4:56.19		
40	D'AQUINO Emilio	ITA	Lap 1					9:37	=16	28:27	28	7:26	34	1:25:41	36
			Lap 2					9:56	=19	38:23	33	8:37	41	1:34:18	40
			Lap 3					9:38	=13	48:01	14	8:39	=39	1:42:57	40
			Lap 4					9:54	=8	57:55	5	11:01	41		
			Lap 5					9:55	=50	1:07:50	40				
			Lap 6					9:56	=28						
			Total				18:22	27	58:56	=23	1:17:46	33	35:43	40	1:53:58.22
Trans			0:28	=25	18:50	28	0:29	=18	1:18:15	31			+5:04.94		
41	ALBERT Marko	EST	Lap 1					9:47	41	28:25	5	7:49	43	1:26:08	43
			Lap 2					9:59	51	38:24	38	8:22	37	1:34:30	41
			Lap 3					9:35	9	47:59	4	8:51	=44	1:43:21	41
			Lap 4					9:58	50	57:57	43	10:52	39		
			Lap 5					9:53	=28	1:07:50	46				
			Lap 6					10:00	=42						
			Total				18:09	9	59:12	=46	1:17:50	47	35:54	41	1:54:13.58
Trans			0:29	=34	18:38	10	0:29	=18	1:18:19	43			+5:20.30		
42	FELGATE Christopher	ZIM	Lap 1					9:38	=19	28:27	27	8:02	44	1:26:24	45
			Lap 2					9:56	=19	38:23	30	8:43	44	1:35:07	44
			Lap 3					9:39	=25	48:02	29	8:40	41	1:43:47	43
			Lap 4					9:55	=22	57:57	46	10:44	=36		
			Lap 5					9:52	=17	1:07:49	37				
			Lap 6					10:00	=42						
			Total				18:21	26	59:00	=32	1:17:49	42	36:09	42	1:54:31.61
Trans			0:28	=25	18:49	26	0:33	=45	1:18:22	49			+5:38.33		



RACE ANALYSIS
成绩分析 / ANALYSE DE LA COURSE

Rk	Name	NOC Code	Lap	Swim				Bike				Run			
				Split	Rk	Time	Rk	Split	Rk	Time	Rk	Split	Rk	Total Time/ Time Diff	Rk
43	LEE Chi Wo Daniel	HKG	Lap 1					9:40	=25	29:02	50	8:27	50	1:26:45	50
			Lap 2					9:35	=2	38:37	49	8:40	43	1:35:25	46
			Lap 3					9:25	=3	48:02	39	8:31	38	1:43:56	44
			Lap 4					9:55	=22	57:57	35	10:44	=36		
			Lap 5					9:51	=9	1:07:48	20				
			Lap 6					9:58	=35						
			Total				18:54	49	58:24	=7	1:17:46	34	36:22	43	1:54:40.78
Trans			0:28	=25	19:22	49	0:32	=43	1:18:18	38			+5:47.50		
44	SERRANO Francisco	MEX	Lap 1					9:39	=22	29:01	46	8:39	51	1:26:43	49
			Lap 2					9:36	=5	38:37	48	8:38	42	1:35:21	45
			Lap 3					9:24	2	48:01	13	8:42	42	1:44:03	45
			Lap 4					9:31	=1	57:32	2	10:43	35		
			Lap 5					9:30	=1	1:07:02	3				
			Lap 6					10:28	51						
			Total				18:56	53	58:08	3	1:17:30	3	36:42	44	1:54:46.09
Trans			0:26	=2	19:22	51	0:34	=49	1:18:04	3			+5:52.81		
45	MARQUES Duarte	POR	Lap 1					9:42	=29	28:28	41	7:36	40	1:25:55	40
			Lap 2					9:56	=19	38:24	43	8:46	=45	1:34:41	42
			Lap 3					9:40	=41	48:04	51	9:04	47	1:43:45	42
			Lap 4					9:54	=8	57:58	51	11:21	44		
			Lap 5					9:53	=28	1:07:51	50				
			Lap 6					10:01	=47						
			Total				18:20	25	59:06	=38	1:17:52	51	36:47	45	1:55:06.57
Trans			0:26	=2	18:46	21	0:27	=3	1:18:19	44			+6:13.29		
46	WANG Daqing	CHN	Lap 1					9:50	=42	28:26	19	8:18	48	1:26:42	48
			Lap 2					9:57	=37	38:23	23	8:46	=45	1:35:28	48
			Lap 3					9:39	=25	48:02	42	8:51	=44	1:44:19	46
			Lap 4					9:54	=8	57:56	28	11:22	=45		
			Lap 5					9:53	=28	1:07:49	38				
			Lap 6					10:02	49						
			Total				18:06	7	59:15	=49	1:17:51	49	37:17	46	1:55:41.87
Trans			0:30	=46	18:36	8	0:33	=45	1:18:24	50			+6:48.59		
47	KUTTOR Csaba	HUN	Lap 1					9:50	=42	28:27	26	8:07	45	1:26:33	47
			Lap 2					9:55	=12	38:22	14	8:52	47	1:35:25	47
			Lap 3					9:40	=41	48:02	38	8:57	46	1:44:22	47
			Lap 4					9:55	=22	57:57	36	11:31	47		
			Lap 5					9:48	4	1:07:45	4				
			Lap 6					10:05	50						
			Total				18:09	10	59:13	48	1:17:50	48	37:27	47	1:55:53.38
Trans			0:28	=25	18:37	9	0:36	51	1:18:26	51			+7:00.10		
48	TAYAMA Hirokatsu	JPN	Lap 1					9:53	=47	28:27	34	7:44	42	1:25:59	41
			Lap 2					9:56	=19	38:23	31	9:07	=49	1:35:06	43
			Lap 3					9:39	=25	48:02	34	9:24	49	1:44:30	48
			Lap 4					9:54	=8	57:56	32	11:43	49		
			Lap 5					9:54	=47	1:07:50	39				
			Lap 6					9:56	=28						
			Total				18:04	5	59:12	=46	1:17:46	35	37:58	48	1:56:13.68
Trans			0:30	=46	18:34	4	0:29	=18	1:18:15	34			+7:20.40		



RACE ANALYSIS
成绩分析 / ANALYSE DE LA COURSE

Rk	Name	NOC Code	Lap	Swim				Bike				Run			
				Split	Rk	Time	Rk	Split	Rk	Time	Rk	Split	Rk	Total Time/ Time Diff	Rk
49	TAYARA Omar	SYR	Lap 1					9:36	=13	28:28	38	8:24	49	1:26:45	51
			Lap 2					9:56	=19	38:24	40	9:07	=49	1:35:52	50
			Lap 3					9:38	=13	48:02	40	9:15	48	1:45:07	50
			Lap 4					9:55	=22	57:57	45	11:33	48		
			Lap 5					9:53	=28	1:07:50	44				
			Lap 6					9:58	=35						
			Total				18:23	32	58:56	=23	1:17:48	41	38:19	49	1:56:40.54
Trans			0:29	=34	18:52	34	0:33	=45	1:18:21	46			+7:47.26		
50	JENKINS Colin	CAN	Lap 1					9:43	=31	28:24	1	8:12	46	1:26:23	44
			Lap 2					9:56	=19	38:20	2	9:05	48	1:35:28	49
			Lap 3					9:42	=49	48:02	36	9:31	50	1:44:59	49
			Lap 4					9:54	=8	57:56	17	11:51	50		
			Lap 5					9:50	=6	1:07:46	7				
			Lap 6					9:54	=14						
			Total				18:12	14	58:59	31	1:17:40	4	38:39	50	1:56:50.85
Trans			0:29	=34	18:41	15	0:31	=38	1:18:11	17			+7:57.57		
	MOULAI Tony	FRA	Lap 1					9:31	3	28:27	30	8:13	47	1:26:28	46
			Lap 2					9:56	=19	38:23	29	10:23	51	1:36:51	51
			Lap 3					9:39	=25	48:02	37				
			Lap 4					9:54	=8	57:56	23				
			Lap 5					9:53	=28	1:07:49	24				
			Lap 6					9:56	=28						
			Total				18:27	41	58:49	=13	1:17:45	29			DNF
Trans			0:29	=34	18:56	42	0:30	=32	1:18:15	32					
	DON Tim	GBR	Lap 1					10:43	52	30:03	52				
			Lap 2					11:20	52	41:23	52				
			Lap 3					11:00	52	52:23	52				
			Lap 4					11:13	52	1:03:36	52				
			Lap 5					10:45	52	1:14:21	52				
			Lap 6												
			Total				18:54	48							LAP
Trans			0:26	=2	19:20	48									
	JASKOLKA Marek	POL	Lap 1					11:26	53	30:50	53				
			Lap 2					11:41	53	42:31	53				
			Lap 3					11:24	53	53:55	53				
			Lap 4					11:25	53	1:05:20	53				
			Lap 5												
			Lap 6												
			Total				18:55	51							LAP
Trans			0:29	=34	19:24	52									
	GLUSCHENKO Andriy	UKR	Lap 1					12:20	54	31:45	54				
			Lap 2					12:05	54	43:50	54				
			Lap 3					11:54	54	55:44	54				
			Lap 4												
			Lap 5												
			Lap 6												
			Total				18:59	54							LAP
Trans			0:26	=2	19:25	54									

Medallists by Event



AFTER 2 OF 2 EVENTS / AS OF 19 AUG 2008

Triathlon

GO!

Event	Date	Medal	Name	NOC
Women	MON 18 AUG	GOLD	SNOWSILL Emma	AUS
		SILVER	FERNANDES Vanessa	POR
		BRONZE	MOFFATT Emma	AUS
Men	TUE 19 AUG	GOLD	FRODENO Jan	GER
		SILVER	WHITFIELD Simon	CAN
		BRONZE	DOCHERTY Bevan	NZL

12:11:16 19 AUG 2008

TR0000000_C93 2.0



MEDAL STANDINGS As of 19 AUG 2008
奖牌榜 / CLASSEMENT DES MÉDAILLES

AFTER 2 OF 2 EVENTS

Rank	NOC	Men				Women				Total				Rank by Total	
		G	S	B	Tot	G	S	B	Tot	G	S	B	Tot		
1	AUS - Australia					1			1	2			1	2	1
2	GER - Germany	1			1								1	1	=2
3	CAN - Canada		1		1							1		1	=2
3	POR - Portugal						1		1			1		1	=2
5	NZL - New Zealand			1	1								1	1	=2
	Total	1	1	1	3	1	1	1	3	2	2	2	6		

Legend:

= Equal sign indicates that two or more NOCs share the same rank by total

G Gold

S Silver

Tot Total

B Bronze

Copyright, © 2011, LA84 Foundation

Notes on the digitized version of the Official Results from the 2008 Beijing Olympic Games.

The digital version of the Official Results from the 2008 Beijing Olympic Games is Web-published by the LA84 Foundation with the permission of the International Olympic Committee.

This digital version includes a bookmark list that functions as a hyper linked table of contents. Selecting a topic heading will take you to the corresponding section in the document.

Profile of the digital version:

File name: 2008Results_Book5.pdf

File size: 9,413 KB

Format: Portable Document Format (PDF) 1.6 (Adobe Acrobat 7)

Source document: Key Documents of the Beijing 2008 Olympic Games DVD

Creation Date: July 2010

Image Resolution: 300 dpi for color and grayscale images



Beijing 2008



Volleyball

9-24 August

OFFICIAL RESULTS BOOK





MEDALLISTS

奖牌获得者 / MÉDAILLÉS

GOLD	SILVER	BRONZE
------	--------	--------

BRA - Brazil

- 1 OLIVEIRA Walewska
- 2 ALBUQUERQUE Carolina
- 3 STEINBRECHER Marianne
- 4 PEQUENO Paula
- 6 MENEZES Thaisa
- 7 C SOUZA Helia
- 8 MENEZES Valeska
- 9 CLAUDINO Fabiana
- 10 GONZAGA Welissa
- 12 CARVALHO Jaqueline
- 13 CASTRO Sheilla
- 14 L de OLIVEIRA Fabiana

USA - United States

- 1 NNAMANI Ogonna
- 2 SCOTT-ARRUDA Danielle
- 3 HANEEF-PARK Tayyiba
- 4 BERG Lindsey
- 5 SYKORA Stacy
- 6 L DAVIS Nicole
- 7 BOWN Heather
- 9 JOINES Jennifer
- 10 GLASS Kimberly
- 11 C AH MOW-SANTOS Robyn
- 12 WILLOUGHBY Kim
- 15 TOM Logan

CHN - China

- 1 WANG Yimei
- 2 C FENG Kun
- 3 YANG Hao
- 4 LIU Yanan
- 5 WEI Qiuyue
- 6 XU Yunli
- 7 ZHOU Suhong
- 9 ZHAO Ruirui
- 10 XUE Ming
- 11 LI Juan
- 16 L ZHANG Na
- 17 MA Yunwen

Legend:

C Team Captain L Libero Player



FINAL STANDINGS As of 23 AUG 2008
最终排名表 / CLASSEMENT FINAL

CORRECTED

P4

Medal	Rank	Team
Gold	1	BRA - Brazil
Silver	2	USA - United States
Bronze	3	CHN - China
	4	CUB - Cuba
	5	ITA - Italy
	5	JPN - Japan
	5	RUS - Russian Federation
	5	SRB - Serbia
	9	KAZ - Kazakhstan
	9	POL - Poland
	11	ALG - Algeria
	11	VEN - Venezuela

Player Awards

MVP	PEQUENO Paula
Best Scorer	TOM Logan
Best Spiker	CALDERON Rosir
Best Blocker	ARAKI Erika
Best Server	SANTOS Yanelis
Best Digger	ZHANG Na
Best Setter	SOUZA Helia
Best Receiver	ZHOU Suhong
Best Libero	de OLIVEIRA Fabiana

Legend:
MVP Most Valuable Player

The MVP has been changed by FIVB.



TEAM ROSTER As of 8 AUG 2008
队伍名单 / COMPOSITION DE L'ÉQUIPE

ALG - Algeria

No	C/L	Name	Height m/ft in	Weight kg/lbs	Highest Reach		Date of Birth Club	National Selections			
					Spike cm	Block cm		WCH	OG	Oth	Tot
1		HENNAOUI Melinda	1,75/5'9"	68/150	288	270	18 MAR 1990 ISTRES VB (FRA)	0	0	15	15
2		HENNAOUI Sehryne	1,72/5'8"	69/152	280	266	10 JAN 1988 ISTRES VB (FRA)	0	0	15	15
4		BENHAMOUDA Saleha	1,80/5'11"	67/148	299	287	20 OCT 1973 MCALGER (ALG)	3	0	85	88
7		ROUABHIA Raouya	1,78/5'10"	67/148	296	286	25 JUN 1978 VENELLE (FRA)	0	0	20	20
9	C	MADANI Narimene	1,76/5'9"	62/137	298	287	12 MAR 1984 NCBEJAIA (ALG)	6	0	60	66
10		OUKAZI Fatima Zahra	1,75/5'9"	67/148	295	283	18 JAN 1984 MCALGER (ALG)	6	0	60	66
11		ABDERRAHIM Mouni	1,73/5'8"	60/132	300	290	19 NOV 1985 ASWBEJAIA (ALG)	6	0	60	66
12		BOUKHIMA Safia	1,76/5'9"	64/141	294	284	10 JAN 1991 ASWBEJAIA (ALG)	0	0	25	25
13	L	MANSOURI Nawal	1,72/5'8"	65/143	291	281	1 AUG 1985 NCBEJAIA (ALG)	3	0	45	48
14		TSABET Faiza	1,83/6'0"	79/174	305	286	22 MAR 1985 ISTRES (FRA)	6	0	60	66
17		OULMOU Lydia	1,86/6'1"	70/154	305	294	2 FEB 1986 ISTRES (FRA)	6	0	60	66
18		AISSOU Tassadit	1,83/6'0"	70/154	295	285	19 JUN 1989 ASWBEJAIA (ALG)	0	0	20	20
Team Minimum			1,72/5'8"	60/132	280	266					15
Team Average			1,77/5'10"	67/148	295	283					46
Team Maximum			1,86/6'1"	79/174	305	294					88

Uniform colours	Shirt	Shorts
Main	Red	Red
2nd	White	Red
3rd	Black	Black

Technical Staff:

Team Manager	GOUGAM Houkba
Head Coach	IKHEDJI Mouloud
Assistant Coach	BOUSAID Salah
Doctor	
Therapist/Trainer	OURARI Abdelhamid

Note:
The final team roster will be available after the general technical meeting.

Legend:		L	Libero Player	OG	Olympic Games
C	Team Captain	Tot	Total	WCH	World Championships
Oth	Other International Competitions				



TEAM ROSTER As of 8 AUG 2008
队伍名单 / COMPOSITION DE L'ÉQUIPE

BRA - Brazil

No	C/L	Name	Height m/ft in	Weight kg/lbs	Highest Reach		Date of Birth Club	National Selections			
					Spike cm	Block cm		WCH	OG	Oth	Tot
1		OLIVEIRA Walewska	1,90/6'3"	73/161	310	290	1 OCT 1979 C A V MURCIA (ESP)	4	8	117	129
2		ALBUQUERQUE Carolina	1,82/6'0"	76/168	289	279	25 JUL 1977 FINASA (BRA)	8	0	40	48
3		STEINBRECHER Marianne	1,88/6'2"	70/154	310	290	23 AUG 1983 SCAVOLINI (ITA)	0	7	9	16
4		PEQUENO Paula	1,84/6'0"	74/163	302	285	22 JAN 1982 FINASA (BRA)	24	0	78	102
6		MENEZES Thaisa	1,96/6'5"	79/174	316	301	15 MAY 1987 REXONA (BRA)	14	0	46	60
7	C	SOUZA Helia	1,73/5'8"	63/139	283	264	10 MAR 1970 C A V MURCIA (ESP)	6	22	239	267
8		MENEZES Valeska	1,80/5'11"	62/137	302	290	23 APR 1976 ASYSTELE VOLLEY (ITA)	24	8	79	111
9		CLAUDINO Fabiana	1,93/6'4"	76/168	314	293	24 JAN 1985 REXONA (BRA)	14	6	50	70
10		GONZAGA Welissa	1,79/5'10"	76/168	300	287	9 SEP 1982 REXONA (BRA)	17	6	63	86
12		CARVALHO Jaqueline	1,86/6'1"	70/154	302	286	31 DEC 1983 C A V MURCIA (ESP)	13	0	40	53
13		CASTRO Sheilla	1,85/6'1"	64/141	302	284	1 JUL 1983 SCAVOLINI (ITA)	16	0	44	60
14	L	de OLIVEIRA Fabiana	1,69/5'7"	59/130	276	266	7 MAR 1980 REXONA (BRA)	11	0	35	46
Team Minimum			1,69/5'7"	59/130	276	264					16
Team Average			1,83/6'0"	70/155	300	284					87
Team Maximum			1,96/6'5"	79/174	316	301					267

Uniform colours	Shirt	Shorts
Main	Yellow	Blue
2nd	Blue	Blue
3rd	Green	Blue

Technical Staff:

Team Manager	PROENCA Jose Elias
Head Coach	GUIMARAES Jose Roberto
Assistant Coach	BARROS JUNIOR Paulo
Doctor	NARDELLI Julio
Therapist/Trainer	PINHEIRO Claudio

Note:
The final team roster will be available after the general technical meeting.

Legend:					
C	Team Captain	L	Libero Player	OG	Olympic Games
Oth	Other International Competitions	Tot	Total	WCH	World Championships



TEAM ROSTER As of 8 AUG 2008
队伍名单 / COMPOSITION DE L'ÉQUIPE

CHN - China

No	C/L	Name	Height m/ft in	Weight kg/lbs	Highest Reach		Date of Birth Club	National Selections			
					Spike cm	Block cm		WCH	OG	Oth	Tot
1		WANG Yimei	1,90/6'3"	90/198	318	305	11 JAN 1988 LIAONING (CHN)	0	0	0	0
2	C	FENG Kun	1,83/6'0"	75/165	319	310	28 DEC 1978 BEIJING (CHN)	22	8	280	310
3		YANG Hao	1,83/6'0"	75/165	319	314	21 MAR 1980 LIAONING (CHN)	0	0	39	39
4		LIU Yanan	1,86/6'1"	73/161	320	313	29 SEP 1980 LIAONING (CHN)	22	8	280	310
5		WEI Qiuyue	1,82/6'0"	65/143	305	300	26 SEP 1988 TIANJIN (CHN)	0	0	38	38
6		XU Yunli	1,96/6'5"	75/165	313	306	2 AUG 1987 FUJIAN (CHN)	0	0	11	11
7		ZHOU Suhong	1,82/6'0"	73/161	313	305	23 APR 1979 ZHEJIANG (CHN)	22	8	310	340
9		ZHAO Ruirui	1,96/6'5"	70/154	326	315	8 OCT 1981 ARMY (CHN)	0	1	160	161
10		XUE Ming	1,93/6'4"	68/150	322	310	23 FEB 1987 BEIJING (CHN)	0	0	56	56
11		LI Juan	1,87/6'2"	73/161	315	307	15 MAY 1981 TIANJIN (CHN)	11	0	71	82
16	L	ZHANG Na	1,80/5'11"	72/159	302	292	19 APR 1980 TIANJIN (CHN)	11	8	70	89
17		MA Yunwen	1,89/6'2"	70/154	315	307	19 OCT 1986 SHANGHAI (CHN)	0	0	42	42
Team Minimum			1,80/5'11"	65/143	302	292					0
Team Average			1,87/6'2"	73/161	315	307					123
Team Maximum			1,96/6'5"	90/198	326	315					340

Uniform colours	Shirt	Shorts
Main	Red	Red
2nd	White	White
3rd	Blue	Blue

Technical Staff:

Team Manager	XU Li
Head Coach	CHEN Zhonghe
Assistant Coach	YU Juemin
Doctor	WEI Yongji
Therapist/Trainer	BAO Zhuang

Note:
The final team roster will be available after the general technical meeting.

Legend:					
C	Team Captain	L	Libero Player	OG	Olympic Games
Oth	Other International Competitions	Tot	Total	WCH	World Championships



TEAM ROSTER As of 8 AUG 2008
队伍名单 / COMPOSITION DE L'ÉQUIPE

CUB - Cuba

No	C/L	Name	Height m/ft in	Weight kg/lbs	Highest Reach		Date of Birth Club	National Selections			
					Spike cm	Block cm		WCH	OG	Oth	Tot
1	C	RUIZ Yumilka	1,80/5'11"	63/139	326	305	8 MAY 1978 CAMAGUEY (CUB)	25	23	125	173
2		SANTOS Yanelis	1,81/5'11"	69/152	324	304	30 MAR 1986 C. DE AVILA (CUB)	0	0	30	30
3		CARRILLO Nancy	1,90/6'3"	74/163	320	315	11 JAN 1986 C. HABANA (CUB)	3	7	95	105
6		RAMIREZ Daimi	1,76/5'9"	67/148	305	290	8 OCT 1983 CAMAGUEY (CUB)	7	0	85	92
8		ORTIZ Yaima	1,81/5'11"	72/159	326	303	9 NOV 1981 CIUDAD HABANA (CUB)	7	7	71	85
9		SANCHEZ Rachel	1,88/6'2"	75/165	315	305	9 JAN 1989 PINAR DEL RIO (CUB)	0	0	20	20
10		HERRERA Yusleynis	1,78/5'10"	63/139	325	305	12 MAR 1984 CIUDAD HABANA (CUB)	0	0	20	20
11	L	MESA Liana	1,82/6'0"	73/161	316	300	26 DEC 1977 CAMAGUEY (CUB)	10	7	95	112
12		CALDERON Rosir	1,91/6'3"	70/154	330	307	28 DEC 1984 C. HABANA (CUB)	0	0	6	6
14		CARCACES Kenia	1,89/6'2"	69/152	310	306	23 JAN 1986 HOLGUIN (CUB)	0	0	20	20
15		SILIE Yusidey	1,88/6'2"	75/165	315	307	11 NOV 1984 C. HABANA (CUB)	0	0	10	10
18		BARROS Zoila	1,88/6'2"	72/159	328	307	6 AUG 1976 C. HABANA (CUB)	20	8	35	63
		Team Minimum	1,76/5'9"	63/139	305	290					6
		Team Average	1,84/6'0"	70/155	320	304					61
		Team Maximum	1,91/6'3"	75/165	330	315					173

Uniform colours	Shirt	Shorts
Main	Red	Red
2nd	Blue	Blue
3rd	White	White

Technical Staff:

Team Manager	DIAGO Raul
Head Coach	PERDOMO Antonio
Assistant Coach	GEORGE Eugenio
Doctor	JIMENEZ Carlos
Therapist/Trainer	OVIEDO Luis

Note:
The final team roster will be available after the general technical meeting.

Legend:					
C	Team Captain	L	Libero Player	OG	Olympic Games
Oth	Other International Competitions	Tot	Total	WCH	World Championships



TEAM ROSTER As of 8 AUG 2008
队伍名单 / COMPOSITION DE L'ÉQUIPE

ITA - Italy

No	C/L	Name	Height m/ft in	Weight kg/lbs	Highest Reach		Date of Birth Club	National Selections			
					Spike cm	Block cm		WCH	OG	Oth	Tot
3		CROCE Paola	1,67/5'6"	52/115	290	265	6 MAR 1978 FOPPAPEDRETTI (ITA)	0	0	5	5
4		CENTONI Nadia	1,82/6'0"	63/139	307	291	19 JUN 1981 CANNES (FRA)	0	0	104	104
7		GUIGGI Martina	1,83/6'0"	69/152	315	290	1 MAY 1984 SCAVOLINI (ITA)	10	0	90	100
8		BARAZZA Jenny	1,88/6'2"	77/170	300	285	24 JUL 1981 FOPPAPEDRETTI (ITA)	0	5	70	75
9		SECOLO Manuela	1,80/5'11"	70/154	302	279	22 FEB 1977 FAMILA (ITA)	0	5	21	26
10	L	CARDULLO Paola	1,62/5'4"	56/123	275	268	18 MAR 1982 ASYSEL (ITA)	11	0	98	109
11		ORTOLANI Serena	1,87/6'2"	63/139	308	288	7 JAN 1987 YAMAMAY (ITA)	10	0	38	48
12		PICCININI Francesca	1,80/5'11"	75/165	304	279	10 JAN 1979 FOPPAPEDRETTI (ITA)	19	5	227	251
13		FERRETTI Francesca	1,80/5'11"	70/154	296	280	15 FEB 1984 SCAVOLINI (ITA)	0	0	14	14
14	C	LO BIANCO Eleonora	1,72/5'8"	70/154	287	273	22 DEC 1979 FOPPAPEDRETTI (ITA)	29	5	233	267
16		AGUERO Taismary	1,77/5'10"	69/152	322	300	5 MAR 1977 TUR TELEKOM (TUR)	0	0	0	0
17		GIOLI Simona	1,85/6'1"	72/159	307	283	17 SEP 1977 DESPAR SIRIO (ITA)	8	0	105	113
Team Minimum			1,62/5'4"	52/115	275	265					0
Team Average			1,78/5'10"	67/148	301	281					92
Team Maximum			1,88/6'2"	77/170	322	300					267

Uniform colours	Shirt	Shorts
Main	Royal Blue	Royal Blue
2nd	Dark Blue	Dark Blue
3rd	White	Royal Blue

Technical Staff:

Team Manager	SCIASCIA Stefano
Head Coach	BARBOLINI Massimo
Assistant Coach	BRACCI Marco
Doctor	FERRAZZA Fabrizio
Therapist/Trainer	NOCENTINI Luca

Note:
The final team roster will be available after the general technical meeting.

Legend:	
C	Team Captain
Oth	Other International Competitions
L	Libero Player
Tot	Total
OG	Olympic Games
WCH	World Championships



TEAM ROSTER As of 8 AUG 2008
队伍名单 / COMPOSITION DE L'ÉQUIPE

JPN - Japan

No	C/L	Name	Height m/ft in	Weight kg/lbs	Highest Reach		Date of Birth Club	National Selections			
					Spike cm	Block cm		WCH	OG	Oth	Tot
1		KURIHARA Megumi	1,86/6'1"	69/152	305	285	31 JUL 1984 PIONEER (JPN)	11	11	111	133
2		TAJIMI Asako	1,80/5'11"	70/154	309	304	26 JUN 1972 PIONEER (JPN)	22	22	239	283
3	C	TAKESHITA Yoshie	1,59/5'3"	52/115	280	270	18 MAR 1978 JT MARVELOUS (JPN)	11	11	189	211
4		OMURA Kanako	1,84/6'0"	70/154	319	310	15 DEC 1976 HISAMITSU (JPN)	0	11	119	130
5		TAKAHASHI Miyuki	1,70/5'7"	65/143	290	285	25 DEC 1978 NEC (JPN)	22	11	199	232
6	L	SANO Yuko	1,59/5'3"	54/119	260	250	26 JUL 1979 HISAMITSU (JPN)	11	0	67	78
7		SUGIYAMA Sachiko	1,84/6'0"	66/146	310	305	19 OCT 1979 NEC (JPN)	22	11	189	222
8		SAKURAI Yuka	1,67/5'6"	63/139	290	275	2 SEP 1974 DENSO (JPN)	0	0	70	70
9		KANO Miyuki	1,74/5'9"	65/143	298	275	17 MAY 1977 HISAMITSU (JPN)	0	0	10	10
11		ARAKI Erika	1,86/6'1"	79/174	307	298	3 AUG 1984 TORAY ARROWS (JPN)	11	0	86	97
12		KIMURA Saori	1,84/6'0"	66/146	298	293	19 AUG 1986 TORAY ARROWS (JPN)	11	11	124	146
14		KAWAI Yuki	1,68/5'6"	63/139	280	275	22 JAN 1990 JT MARVELOUS (JPN)	0	0	36	36
Team Minimum			1,59/5'3"	52/115	260	250					10
Team Average			1,75/5'9"	65/144	295	285					137
Team Maximum			1,86/6'1"	79/174	319	310					283

Uniform colours	Shirt	Shorts
Main	Red	Red
2nd	Black	Black
3rd	White	Red

Technical Staff:

Team Manager

Head Coach YANAGIMOTO Shoichi

Assistant Coach BANDAIRA Mamoru

Doctor YAMAGUCHI Hiroshi

Therapist/Trainer NAKAMURA Kazumi

Note:
The final team roster will be available after the general technical meeting.

Legend:
C Team Captain **L** Libero Player **OG** Olympic Games
Oth Other International Competitions **Tot** Total **WCH** World Championships



TEAM ROSTER As of 8 AUG 2008
队伍名单 / COMPOSITION DE L'ÉQUIPE

KAZ - Kazakhstan

No	C/L	Name	Height m/ft in	Weight kg/lbs	Highest Reach		Date of Birth	Club	National Selections			
					Spike cm	Block cm			WCH	OG	Oth	Tot
1		ZHUKOVA Natalya	1,84/6'0"	70/154	305	285	29 MAR 1980	ILLER BANKASI (TUR)	0	0	10	10
2		PYUROVA Tatyana	1,82/6'0"	67/148	305	295	5 APR 1982	ZHETYSSU (KAZ)	0	0	4	4
4		KARPOVA Olga	1,85/6'1"	64/141	300	290	10 JUN 1980	RAHAT (KAZ)	1	0	4	5
5		KUTSKO Yuliya	1,91/6'3"	74/163	305	295	18 APR 1980	RAHAT (KAZ)	1	0	4	5
6		NASSEDKINA Olga	1,91/6'3"	75/165	305	295	28 DEC 1982	RAHAT (KAZ)	1	0	5	6
8		ISHIMTSEVA Korrina	1,84/6'0"	73/161	280	275	8 FEB 1984	RAHAT (KAZ)	1	0	8	9
9		ILYUCHSHENKO Xeniya	1,80/5'11"	70/154	300	250	29 MAY 1979	ILLER BANKASI (TUR)	1	0	6	7
10	L	EZAU Yelena	1,75/5'9"	55/121	285	275	9 MAR 1983	RAHAT (KAZ)	1	0	3	4
11		GRUSHKO Olga	1,80/5'11"	70/154	305	295	7 APR 1976	MARMARIS (TUR)	1	0	11	12
12		ZAITSEVA Irina	1,85/6'1"	66/146	305	290	25 SEP 1982	RAHAT (KAZ)	0	0	3	3
13	C	PAVLOVA Yelena	1,84/6'0"	70/154	315	290	12 DEC 1978	HISAMITSU (JPN)	1	0	13	14
16		MATVEYEVA Inna	1,86/6'1"	74/163	305	295	12 OCT 1978	RAHAT (KAZ)	0	0	8	8
Team Minimum			1,75/5'9"	55/121	280	250						3
Team Average			1,83/6'0"	69/152	301	285						7
Team Maximum			1,91/6'3"	75/165	315	295						14

Uniform colours	Shirt	Shorts
Main	Blue	Blue
2nd	Red	Red
3rd	White	Dark Blue

Technical Staff:

Team Manager	
Head Coach	ZHURAVLEV Viktor
Assistant Coach	MATSVEYEU Dzianis (BLR)
Doctor	VOLKOV Maxim
Therapist/Trainer	SHAMUZOV Malik

Note:
The final team roster will be available after the general technical meeting.

Legend:					
C	Team Captain	L	Libero Player	OG	Olympic Games
Oth	Other International Competitions	Tot	Total	WCH	World Championships



TEAM ROSTER As of 8 AUG 2008
队伍名单 / COMPOSITION DE L'ÉQUIPE

POL - Poland

No	C/L	Name	Height m/ft in	Weight kg/lbs	Highest Reach		Date of Birth Club	National Selections			
					Spike cm	Block cm		WCH	OG	Oth	Tot
1		SKOWRONSKA Katarzyna	1,89/6'2"	75/165	314	296	30 JUN 1983 ASISTEL (ITA)	8	0	43	51
2	L	ZENIK Mariola	1,74/5'9"	64/141	300	290	3 JUL 1982 MUSZYNIANKA (POL)	0	0	0	0
4		GAJGAL Katarzyna	1,90/6'3"	85/187	300	287	21 SEP 1981 ALUPROF (POL)	0	0	0	0
6		PODOLEC Anna	1,93/6'4"	71/157	318	305	30 OCT 1985 BALAKOVSKA (RUS)	5	0	25	30
7		GLINKA Malgorzata	1,90/6'3"	84/185	314	303	30 SEP 1978 CAV MURCIA (ESP)	5	0	160	165
9		BEDNAREK Agnieszka	1,85/6'1"	70/154	309	292	20 FEB 1986 FARMUTIL (POL)	0	0	0	0
11		BARANSKA Anna	1,78/5'10"	66/146	308	292	14 MAY 1984 WINIARY (POL)	0	0	5	5
12		SADUREK Milena	1,77/5'10"	65/143	302	295	18 OCT 1984 ALUPROF (POL)	0	0	0	0
13	C	ROSNER Milena	1,79/5'10"	67/148	307	292	4 JAN 1980 FOPPAPEDRETTI (ITA)	5	0	70	75
14		LIKTORAS Maria	1,91/6'3"	73/161	312	302	20 FEB 1975 DINAMO (RUS)	0	0	7	7
17		KACZOR Joanna	1,88/6'2"	64/141	305	290	16 SEP 1984 IMPEL GWARDIA (POL)	0	0	5	5
18		SKORUPA Katarzyna	1,82/6'0"	69/152	302	296	16 SEP 1984 FARMUTIL (POL)	0	0	0	0
Team Minimum			1,74/5'9"	64/141	300	287					0
Team Average			1,84/6'0"	71/157	307	295					28
Team Maximum			1,93/6'4"	85/187	318	305					165

Uniform colours	Shirt	Shorts
Main	White	Red
2nd	Red	Red
3rd	Blue	Blue

Technical Staff:

Team Manager	CZAYKA Wojciech
Head Coach	BONITTA Marco (ITA)
Assistant Coach	MASACCI Mauro (ITA)
Doctor	REKAWEK Krzysztof
Therapist/Trainer	BIELECKI Aleksander

Note:
The final team roster will be available after the general technical meeting.

Legend:					
C	Team Captain	L	Libero Player	OG	Olympic Games
Oth	Other International Competitions	Tot	Total	WCH	World Championships



TEAM ROSTER As of 8 AUG 2008
队伍名单 / COMPOSITION DE L'ÉQUIPE

RUS - Russian Federation

No	C/L	Name	Height m/ft in	Weight kg/lbs	Highest Reach		Date of Birth Club	National Selections			
					Spike cm	Block cm		WCH	OG	Oth	Tot
1		BORODAKOVA Maria	1,90/6'3"	80/176	312	308	8 MAR 1986 DINAMO (RUS)	9	0	46	55
3		ALIMOVA Natalia	1,92/6'4"	78/172	315	308	9 DEC 1978 LENINGRADKA (RUS)	0	0	20	20
4		FATEEVA Olga	1,90/6'3"	72/159	310	303	4 MAY 1984 ZARECHIE (RUS)	0	0	32	32
5		SHASHKOVA Liubov	1,92/6'4"	72/159	315	307	4 DEC 1977 ZARECHIE (RUS)	17	15	181	213
6		GODINA Elena	1,96/6'5"	72/159	317	310	17 SEP 1977 DINAMO (RUS)	27	14	214	255
8		ESTES Evgenia	1,91/6'3"	75/165	315	306	17 JUL 1975 URALOCHKA-NTMK(RUS)	17	19	421	457
11		GAMOVA Ekaterina	2,02/6'8"	80/176	321	310	17 OCT 1980 DINAMO (RUS)	20	15	172	207
12	C	SHESHENINA Marina	1,81/5'11"	62/137	302	295	26 JUN 1985 URALOCHKA-NTMK(RUS)	6	7	69	82
14	L	KABESHOVA Ekaterina	1,72/5'8"	61/134	298	290	5 AUG 1986 LENINGRADKA (RUS)	0	0	43	43
15		PASYNKOVA Alexandra	1,90/6'3"	75/165	292	287	14 APR 1987 URALOCHKA-NTMK(RUS)	0	0	31	31
16		MERKULOVA Yulia	2,02/6'8"	75/165	317	308	17 FEB 1984 ZARECHIE (RUS)	9	0	36	45
18		AKULOVA Marina	1,81/5'11"	70/154	303	290	13 DEC 1985 SAMORODOK (RUS)	9	0	17	26
Team Minimum			1,72/5'8"	61/134	292	287					20
Team Average			1,89/6'2"	72/160	309	301					122
Team Maximum			2,02/6'8"	80/176	321	310					457

Uniform colours	Shirt	Shorts
Main	Blue	Blue
2nd	Red	Red
3rd	White	White

Technical Staff:

Team Manager	MAKAROV Sergey
Head Coach	CAPRARA Giovanni (ITA)
Assistant Coach	KIRILLOVA Irina
Doctor	FEDOROV Alexander
Therapist/Trainer	PRUT Sergey

Note:
The final team roster will be available after the general technical meeting.

Legend:					
C	Team Captain	L	Libero Player	OG	Olympic Games
Oth	Other International Competitions	Tot	Total	WCH	World Championships


TEAM ROSTER As of 8 AUG 2008
队伍名单 / COMPOSITION DE L'ÉQUIPE

SRB - Serbia

No	C/L	Name	Height m/ft in	Weight kg/lbs	Highest Reach		Date of Birth Club	National Selections			
					Spike cm	Block cm		WCH	OG	Oth	Tot
1		NIKOLIC Jelena	1,94/6'4"	75/165	315	300	13 APR 1982 TAKEFUJI BAMBOO(JPN)	21	0	161	182
2		BRAKOCEVIC Jovana	1,96/6'5"	77/170	309	295	5 MAR 1988 SPESS VOLLEY (ITA)	11	0	97	108
3		DJERISILO Ivana	1,85/6'1"	72/159	306	291	8 AUG 1983 VOLERO ZURICH (SUI)	11	0	58	69
5		KRSMANOVIC Natasa	1,86/6'1"	70/154	294	273	19 JUN 1985 VOLERO ZURICH (SUI)	11	0	65	76
7		MOLNAR Brizitka	1,82/6'0"	66/146	304	290	28 JUL 1985 METAL GALATI (ROU)	11	0	63	74
9		VESOVIC Jovana	1,82/6'0"	68/150	283	268	21 JUN 1987 JEDINSTVO (SRB)	22	0	75	97
10		OGNJENOVIC Maja	1,83/6'0"	68/150	290	270	6 AUG 1984 METAL GALATI (ROU)	11	0	99	110
11	C	CITAKOVIC Vesna	1,87/6'2"	75/165	305	300	3 FEB 1979 ECZACIBASI (TUR)	16	0	155	171
13		SIMANIC Maja	1,80/5'11"	70/154	280	270	8 FEB 1980 RIJEKA KSWO (CRO)	11	0	136	147
15		MALAGURSKI Sanja	1,91/6'3"	77/170	305	295	8 JUN 1990 HIT NOVA GORICA (SLO)	0	0	17	17
17		VELJKOVIC Stefana	1,90/6'3"	76/168	320	305	9 JAN 1990 POSTAR 064 (SRB)	8	0	53	61
18	L	CEBIC Suzana	1,67/5'6"	60/132	279	255	9 NOV 1984 JEDINSTVO (SRB)	11	0	52	63
Team Minimum			1,67/5'6"	60/132	279	255					17
Team Average			1,85/6'1"	71/157	299	284					97
Team Maximum			1,96/6'5"	77/170	320	305					182

Uniform colours	Shirt	Shorts
Main	Blue	Blue
2nd	Red	Red
3rd	White	Red

Technical Staff:

Team Manager	DJURICKOVIC Darko
Head Coach	TERZIC Zoran
Assistant Coach	PROTIC Nebojsa
Doctor	MARTINOVIC Ljuban
Therapist/Trainer	MLADENOVIC Sinisa

Note:
The final team roster will be available after the general technical meeting.

Legend:	
C	Team Captain
Oth	Other International Competitions
L	Libero Player
Tot	Total
OG	Olympic Games
WCH	World Championships



TEAM ROSTER As of 8 AUG 2008
队伍名单 / COMPOSITION DE L'ÉQUIPE

USA - United States

No	C/L	Name	Height m/ft in	Weight kg/lbs	Highest Reach		Date of Birth Club	National Selections			
					Spike cm	Block cm		WCH	OG	Oth	Tot
1		NNAMANI Ogonna	1,85/6'1"	80/176	315	305	29 JUL 1983 ASYSTELE VOLLEY (ITA)	0	6	46	52
2		SCOTT-ARRUDA Danielle	1,88/6'2"	84/185	325	302	1 OCT 1972 DESPORTIVA (BRA)	29	22	299	350
3		HANEEF-PARK Tayyiba	2,00/6'7"	82/181	328	312	23 MAR 1979 ECZACIBASI (TUR)	22	6	173	201
4		BERG Lindsey	1,73/5'8"	75/165	287	274	16 JUL 1980 ASYSTELE VOLLEY (ITA)	0	6	122	128
5		SYKORA Stacy	1,76/5'9"	61/134	305	295	24 JUN 1977 JOGGING VOLLEY	11	8	198	217
6	L	DAVIS Nicole	1,67/5'6"	73/161	284	266	24 APR 1982 USA TEAM (USA)	11	0	79	90
7		BOWN Heather	1,88/6'2"	90/198	301	290	29 NOV 1978 PIERALISI (ITA)	22	8	172	202
9		JOINES Jennifer	1,91/6'3"	82/181	315	301	23 NOV 1982 TOYOTA AUTO (JPN)	11	0	102	113
10		GLASS Kimberly	1,90/6'3"	75/165	314	299	18 AUG 1984 FENERBHCE (TUR)	0	0	25	25
11	C	AH MOW-SANTOS Robyn	1,72/5'8"	67/148	291	281	15 SEP 1975 VBC VOLERO (SUI)	11	14	211	236
12		WILLOUGHBY Kim	1,78/5'10"	75/165	315	300	7 NOV 1980 CHIERI (ITA)	0	0	0	0
15		TOM Logan	1,86/6'1"	80/176	306	297	25 MAY 1981 CLUB DINAMO (RUS)	11	8	128	147
Team Minimum			1,67/5'6"	61/134	284	266					0
Team Average			1,82/6'0"	77/170	307	293					146
Team Maximum			2,00/6'7"	90/198	328	312					350

Uniform colours	Shirt	Shorts
Main	Blue	Blue
2nd	Red	Blue
3rd	White	Blue

Technical Staff:

Team Manager	POWELL Joan
Head Coach	LANG Ping (CHN)
Assistant Coach	WOODSTRA Susan
Doctor	KOUTURES Chris
Therapist/Trainer	HOGAN Thomas

Note:
The final team roster will be available after the general technical meeting.

Legend:					
C	Team Captain	L	Libero Player	OG	Olympic Games
Oth	Other International Competitions	Tot	Total	WCH	World Championships



TEAM ROSTER As of 9 AUG 2008
队伍名单 / COMPOSITION DE L'ÉQUIPE

VEN - Venezuela

No	C/L	Name	Height m/ft in	Weight kg/lbs	Highest Reach		Date of Birth Club	National Selections			
					Spike cm	Block cm		WCH	OG	Oth	Tot
1		PAZ Yessica	1,92/6'4"	72/159	304	300	7 OCT 1989 ARAGUA (VEN)	1	1	15	17
5		FRANCESCO Genesis	1,74/5'9"	58/128	236	232	6 MAY 1990 MIRANDA (VEN)	1	1	12	14
6	L	VALERO Maria	1,65/5'5"	60/132	245	242	18 SEP 1991 BARINAS (VEN)	1	1	8	10
8		VILLAR Amarylis	1,78/5'10"	70/154	280	276	30 MAR 1984 VARGAS (VEN)	1	1	10	12
9	C	ANDRADE Jayce	1,88/6'2"	72/159	300	296	19 MAY 1984 ZULIA (VEN)	1	1	23	25
10		GLOD Desiree	1,76/5'9"	64/141	305	301	28 SEP 1982 MIRANDA (VEN)	2	1	23	26
12		QUIJADA Gheraldine	1,79/5'10"	65/143	286	282	31 JAN 1988 D.C. CAPITAL (VEN)	1	1	12	14
13		FLORIAN Shirley	1,91/6'3"	67/148	305	301	27 JUL 1991 ZULIA (VEN)	1	1	8	10
14		BLANCO Aleoscar	1,89/6'2"	75/165	300	296	18 JUL 1987 VARGAS (VEN)	1	1	12	14
15		PEREZ Maria Jose	1,88/6'2"	69/152	300	296	18 MAR 1988 LLANERAS (VEN)	1	1	15	17
17		ACOSTA Roslandy	1,90/6'3"	62/137	295	291	25 FEB 1992 VARGAS (VEN)	1	1	8	10
18		ROMERO Wendy	1,78/5'10"	71/157	295	291	8 FEB 1992 COJEDES (VEN)	1	1	8	10
		Team Minimum	1,65/5'5"	58/128	236	232					10
		Team Average	1,82/6'0"	67/148	287	283					14
		Team Maximum	1,92/6'4"	75/165	305	301					26

Uniform colours	Shirt	Shorts
Main	Red	Red
2nd	Blue	Blue
3rd	White	White

Technical Staff:

Team Manager	RODRIGUEZ Judith
Head Coach	FERNANDEZ Tomas (CUB)
Assistant Coach	HENRIQUEZ Gineida
Doctor	RAMOS Jorge (CUB)
Therapist/Trainer	RONDON Ymar (CUB)

Note:
The final team roster will be available after the general technical meeting.

Legend:					
C	Team Captain	L	Libero Player	OG	Olympic Games
Oth	Other International Competitions	Tot	Total	WCH	World Championships



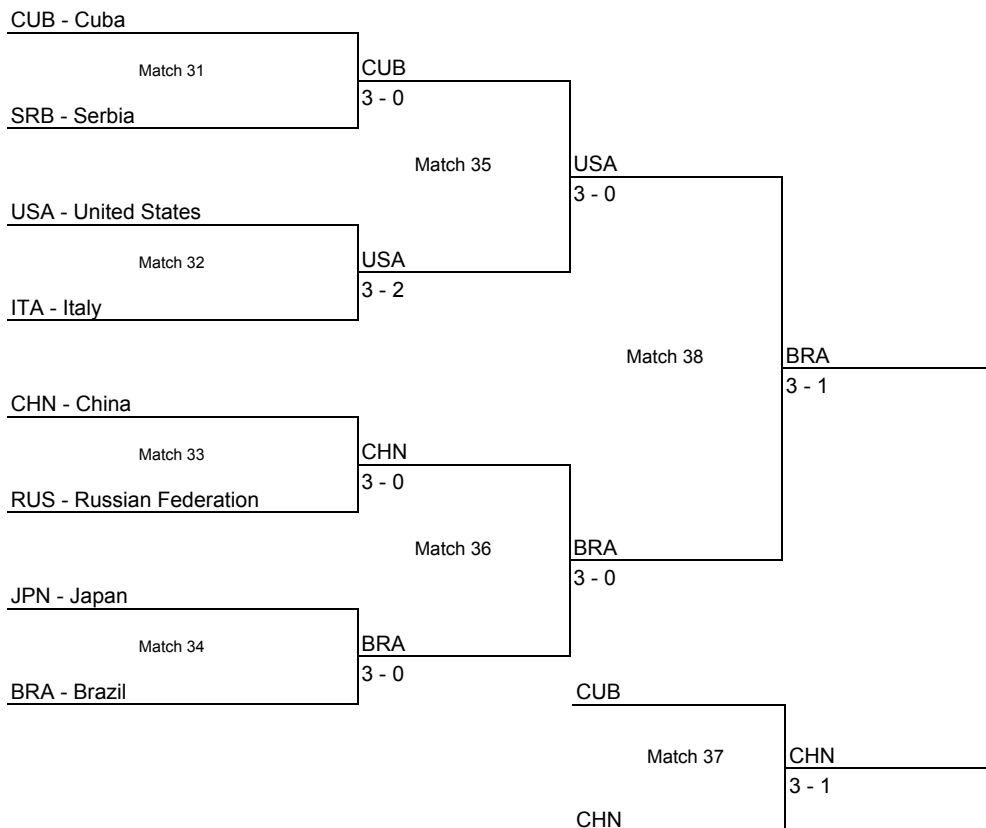
RESULTS TABLE - FINAL ROUND As of 23 AUG 2008
成绩表-决赛 / TABLEAU DES RÉSULTATS - PHASE FINALE

P4

Match	Phase	Date	Teams	Sets	Points per Set					Total Points	Match Duration	Spectators
					1	2	3	4	5			
31	Quarterfinals	19 AUG 2008	CUB vs SRB	3 - 0	26-24	25-19	26-24			77-67	1h20m	12,500
32	Quarterfinals	19 AUG 2008	USA vs ITA	3 - 2	20-25	25-21	19-25	25-18	15-6	104-95	2h01m	10,000
33	Quarterfinals	19 AUG 2008	CHN vs RUS	3 - 0	25-22	27-25	25-19			77-66	1h30m	13,000
34	Quarterfinals	19 AUG 2008	JPN vs BRA	0 - 3	12-25	20-25	16-25			48-75	1h13m	12,500
35	Semifinals	21 AUG 2008	CUB vs USA	0 - 3	20-25	16-25	17-25			53-75	1h13m	13,000
36	Semifinals	21 AUG 2008	CHN vs BRA	0 - 3	25-27	22-25	14-25			61-77	1h19m	13,000
37	Bronze Medal	23 AUG 2008	CUB vs CHN	1 - 3	16-25	25-21	13-25	20-25		74-96	1h36m	12,500
38	Gold Medal	23 AUG 2008	USA vs BRA	1 - 3	15-25	25-18	13-25	21-25		74-93	1h44m	13,000

Statistics of	Average match duration	Average spectators	Total spectators
Preliminary Round	1h24m	8,176	245,300
Final Round	1h29m	12,437	99,500
Tournament	1h25m	9,073	344,800

Quarterfinals	Semifinals	Finals
---------------	------------	--------





MATCH RESULT

比赛结果表 / RÉSULTAT DU MATCH

P2

Match Duration: 1h44m
Spectators: 13,000

USA vs BRA
1 3

Team	Sets	1	2	3	4	Total
USA	1	15	25	13	21	74
BRA	3	25	18	25	25	93
	Playing Time	22m	24m	22m	27m	1h35m

First Referee: MENGHINI Massimo (ITA)

Second Referee: SOKULLU Umit (TUR)

USA - United States							
No	C/L	Name	1	2	3	4	5 Pts
1		NNAMANI Ogonna			10		3
2		SCOTT-ARRUDA Danielle	3	3	3	3	7
3		HANEEF-PARK Tayyiba	4	4	4	4	12
4		BERG Lindsey		1	1	1	0
5		SYKORA Stacy			10	10	0
6	L	DAVIS Nicole	L	L	L	L	0
7		BOWN Heather	6	6	6	6	12
9		JOINES Jennifer					0
10		GLASS Kimberly	2	2	2	2	6
11	C	AH MOW-SANTOS Robyn	1		3		0
12		WILLOUGHBY Kim	3		4	3	0
15		TOM Logan	5	5	5	5	16
Head Coach: LANG Ping (CHN)							
Assistant Coach: WOODSTRA Susan (USA)							

BRA - Brazil							
No	C/L	Name	1	2	3	4	5 Pts
1		OLIVEIRA Walewska	2	1	2	1	7
2		ALBUQUERQUE Carolina					0
3		STEINBRECHER Marianne	4	3	4	3	15
4		PEQUENO Paula	1	6	1	6	16
6		MENEZES Thaisa				7	0
7	C	SOUZA Helia	3	2	3	2	1
8		MENEZES Valeska			7		0
9		CLAUDINO Fabiana	5	4	5	4	11
10		GONZAGA Welissa	9		4	4	0
12		CARVALHO Jaqueline		3			1
13		CASTRO Sheilla	6	5	6	5	19
14	L	de OLIVEIRA Fabiana	L	L	L	L	0
Head Coach: GUIMARAES Jose Roberto (BRA)							
Assistant Coach: BARROS JUNIOR Paulo (BRA)							

TEAM AND PLAYER PERFORMANCES

Won	Total Atts	No	Name
46	140	Total Team	
15	48	15	TOM Logan
10	19	7	BOWN Heather
9	32	3	HANEEF-PARK Tayyiba
5	54	Total Team	
2	13	2	SCOTT-ARRUDA Danielle
2	11	7	BOWN Heather
1	5	10	GLASS Kimberly
5	75	Total Team	
3	14	3	HANEEF-PARK Tayyiba
1	13	15	TOM Logan
1	13	10	GLASS Kimberly
18		Total Team	
74	269	Total Team	
16	67	15	TOM Logan

Scoring Skills
Spike
Block
Serve
Opp Error
Total
Best Scorer

Won	Total Atts	No	Name
53	124	Total Team	
16	43	13	CASTRO Sheilla
14	31	3	STEINBRECHER Marianne
12	29	4	PEQUENO Paula
16	66	Total Team	
4	18	1	OLIVEIRA Walewska
4	15	9	CLAUDINO Fabiana
3	10	4	PEQUENO Paula
1	92	Total Team	
1	7	4	PEQUENO Paula
23		Total Team	
93	282	Total Team	
19	64	13	CASTRO Sheilla

Legend:	Attempts	C	Team Captain	L	Libero Player	L	Substitute Libero
n	Starting Line-Up where n=starting position on Court (i.e. positions 1 to 6)						
nn	Substitute where nn=jersey number of out going player			Opp	Opponent	Pts	Points scored



MATCH RESULT

比赛结果表 / RÉSULTAT DU MATCH

P2

Match Duration: 1h36m
Spectators: 12,500

CUB vs CHN
1 vs 3

Team	Sets	1	2	3	4	Total
CUB	1	16	25	13	20	74
CHN	3	25	21	25	25	96
Playing Time		20m	22m	21m	24m	1h27m

First Referee: ZENOVICH Andrei (RUS)

Second Referee: TUFEKCHIEV Konstantin (BUL)

CUB - Cuba								
No	C/L	Name	1	2	3	4	5	Pts
1	C	RUIZ Yumilka	6	6	6	6		13
2		SANTOS Yanelis	5	5	5	5		10
3		CARRILLO Nancy	4	4	4	4		13
6		RAMIREZ Daimi	2	2	2	2		5
8		ORTIZ Yaima					2	0
9		SANCHEZ Rachel	1	1				2
10		HERRERA Yusleynis						0
11	L	MESA Liana	L	L	L	L		0
12		CALDERON Rosir	3	3	3	3		11
14		CARCACES Kenia		12	12			1
15		SILIE Yusidey			2	6		0
18		BARROS Zoila		9	1	1		9
Head Coach:		PERDOMO Antonio (CUB)						
Assistant Coach:		GEORGE Eugenio (CUB)						

CHN - China								
No	C/L	Name	1	2	3	4	5	Pts
1		WANG Yimei	1	1	1	1		20
2	C	FENG Kun	6	6	6	6		6
3		YANG Hao			1	1		0
4		LIU Yanan	1	1				0
5		WEI Qiuyue						0
6		XU Yunli						0
7		ZHOU Suhong	3	3	3	3		12
9		ZHAO Ruirui	5	5	5	5		10
10		XUE Ming						0
11		LI Juan	4	4	4	4		11
16	L	ZHANG Na	L	L	L	L		0
17		MA Yunwen	2	2	2	2		5
Head Coach:		CHEN Zhonghe (CHN)						
Assistant Coach:		YU Juemin (CHN)						

TEAM AND PLAYER PERFORMANCES

Won	Total Atts	No	Name
52	119	Total Team	
13	30	1	RUIZ Yumilka
11	21	3	CARRILLO Nancy
9	24	12	CALDERON Rosir
8	49	Total Team	
3	7	2	SANTOS Yanelis
2	13	3	CARRILLO Nancy
1	9	12	CALDERON Rosir
4	75	Total Team	
2	12	2	SANTOS Yanelis
1	15	12	CALDERON Rosir
1	6	9	SANCHEZ Rachel
10		Total Team	
74	243	Total Team	
13	49	1	RUIZ Yumilka

Scoring Skills
Spike
Block
Serve
Opp Error
Total
Best Scorer

Won	Total Atts	No	Name
46	99	Total Team	
18	31	1	WANG Yimei
8	20	7	ZHOU Suhong
8	19	11	LI Juan
10	55	Total Team	
3	10	11	LI Juan
2	16	9	ZHAO Ruirui
2	15	17	MA Yunwen
8	95	Total Team	
4	21	7	ZHOU Suhong
2	12	2	FENG Kun
1	19	9	ZHAO Ruirui
32		Total Team	
96	249	Total Team	
20	44	1	WANG Yimei

Legend:			
Atts	Attempts	C	Team Captain
L	Starting Line-Up where n=starting position on Court (i.e. positions 1 to 6)	L	Libero Player
nn	Substitute where nn=jersey number of out going player	Opp	Opponent
		Pts	Points scored
		L	Substitute Libero



MATCH RESULT

比赛结果表 / RÉSULTAT DU MATCH

P2

Match Duration: 1h13m
Spectators: 13,000

CUB vs USA
0 vs 3

Team	Sets	1	2	3	Total
CUB	0	20	16	17	53
USA	3	25	25	25	75
Playing Time		22m	22m	23m	1h07m

First Referee: LODERUS Frans (NED)

Second Referee: JOVANOVIC Dejan (SRB)

CUB - Cuba								
No	C/L	Name	1	2	3	4	5	Pts
1	C	RUIZ Yumilka	6	6	6			9
2		SANTOS Yanelis	5	5	5			6
3		CARRILLO Nancy	4	4	4			8
6		RAMIREZ Daimi	2	2	2			7
8		ORTIZ Yaima	12					0
9		SANCHEZ Rachel	1	1				3
10		HERRERA Yusleynis						0
11	L	MESA Liana	L	L	L			0
12		CALDERON Rosir	3	3	3			9
14		CARCACES Kenia		1				1
15		SILIE Yusidey						0
18		BARROS Zoila		9	1			0
Head Coach:		PERDOMO Antonio (CUB)						
Assistant Coach:		GEORGE Eugenio (CUB)						

USA - United States								
No	C/L	Name	1	2	3	4	5	Pts
1		NNAMANI Ogonna						0
2		SCOTT-ARRUDA Danielle	3	3	3			9
3		HANEEF-PARK Tayyiba	4	4	4			12
4		BERG Lindsey	3	3	3			0
5		SYKORA Stacy						0
6	L	DAVIS Nicole	L	L	L			0
7		BOWN Heather	6	6	6			2
9		JOINES Jennifer						0
10		GLASS Kimberly	2	2	2			5
11	C	AH MOW-SANTOS Robyn	1	1	1			1
12		WILLOUGHBY Kim	11	11	11			6
15		TOM Logan	5	5	5			11
Head Coach:		LANG Ping (CHN)						
Assistant Coach:		WOODSTRA Susan (USA)						

TEAM AND PLAYER PERFORMANCES

Won	Total Atts	No	Name
35	82	Total Team	
8	21	1	RUIZ Yumilka
7	14	6	RAMIREZ Daimi
6	14	3	CARRILLO Nancy
7	33	Total Team	
3	4	12	CALDERON Rosir
2	7	3	CARRILLO Nancy
1	7	1	RUIZ Yumilka
1	55	Total Team	
1	11	12	CALDERON Rosir
10		Total Team	
53	170	Total Team	
9	34	1	RUIZ Yumilka

Scoring Skills
Spike
Block
Serve
Opp Error
Total
Best Scorer

Won	Total Atts	No	Name
35	71	Total Team	
9	23	3	HANEEF-PARK Tayyiba
7	13	15	TOM Logan
6	10	2	SCOTT-ARRUDA Danielle
5	39	Total Team	
3	6	15	TOM Logan
1	8	2	SCOTT-ARRUDA Danielle
1	2	11	AH MOW-SANTOS Robyn
6	73	Total Team	
3	14	3	HANEEF-PARK Tayyiba
2	17	2	SCOTT-ARRUDA Danielle
1	14	15	TOM Logan
29		Total Team	
75	183	Total Team	
12	42	3	HANEEF-PARK Tayyiba

Legend:	Attempts	C	Team Captain	L	Libero Player	L	Substitute Libero
h	Starting Line-Up where n=starting position on Court (i.e. positions 1 to 6)			Opp	Opponent	Pts	Points scored
nn	Substitute where nn=jersey number of out going player						



MATCH RESULT

比赛结果表 / RÉSULTAT DU MATCH

P2

Match Duration: 1h19m
Spectators: 13,000

CHN vs BRA
0 vs 3

Team	Sets	1	2	3	Total
CHN	0	25	22	14	61
BRA	3	27	25	25	77
Playing Time		28m	25m	20m	1h13m

First Referee: LEUTHAUSER Frank (GER)

Second Referee: ZENOVICH Andrei (RUS)

CHN - China								
No	C/L	Name	1	2	3	4	5	Pts
1		WANG Yimei	1	1	1			10
2	C	FENG Kun	6	6				0
3		YANG Hao		1	11			2
4		LIU Yanan	1	7				0
5		WEI Qiuyue	2	2	6			0
6		XU Yunli						0
7		ZHOU Suhong	3	3	3			7
9		ZHAO Ruirui	5	5	5			5
10		XUE Ming	9		9			3
11		LI Juan	4	4	4			10
16	L	ZHANG Na	L	L	L			0
17		MA Yunwen	2	2	2			9
Head Coach:		CHEN Zhonghe (CHN)						
Assistant Coach:		YU Juemin (CHN)						

BRA - Brazil								
No	C/L	Name	1	2	3	4	5	Pts
1		OLIVEIRA Walewska	1	2	1			5
2		ALBUQUERQUE Carolina						0
3		STEINBRECHER Marianne	3	4	3			16
4		PEQUENO Paula	6	1	6			11
6		MENEZES Thaisa	7	9	4			3
7	C	SOUZA Helia	2	3	2			2
8		MENEZES Valeska						0
9		CLAUDINO Fabiana	4	5	7			7
10		GONZAGA Welissa	9					0
12		CARVALHO Jaqueline		4	4			2
13		CASTRO Sheilla	5	6	5			17
14	L	de OLIVEIRA Fabiana	L	L	L			0
Head Coach:		GUIMARAES Jose Roberto (BRA)						
Assistant Coach:		BARROS JUNIOR Paulo (BRA)						

TEAM AND PLAYER PERFORMANCES

Won	Total Atts	No	Name
39	94	Total Team	
9	18	1	WANG Yimei
8	22	11	LI Juan
6	12	17	MA Yunwen
5	28	Total Team	
2	6	11	LI Juan
2	5	17	MA Yunwen
1	3	1	WANG Yimei
2	62	Total Team	
1	13	17	MA Yunwen
1	11	7	ZHOU Suhong
15		Total Team	
61	184	Total Team	
10	37	11	LI Juan

Scoring Skills
Spike
Block
Serve
Opp Error
Total
Best Scorer

Won	Total Atts	No	Name
47	94	Total Team	
14	23	3	STEINBRECHER Marianne
13	30	13	CASTRO Sheilla
9	20	4	PEQUENO Paula
11	48	Total Team	
4	12	13	CASTRO Sheilla
3	10	9	CLAUDINO Fabiana
2	9	4	PEQUENO Paula
5	76	Total Team	
2	3	12	CARVALHO Jaqueline
1	21	3	STEINBRECHER Marianne
1	17	1	OLIVEIRA Walewska
14		Total Team	
77	218	Total Team	
17	50	13	CASTRO Sheilla

Legend:			
Atts	Attempts	C	Team Captain
n	Starting Line-Up where n=starting position on Court (i.e. positions 1 to 6)	L	Libero Player
nn	Substitute where nn=jersey number of out going player	Opp	Opponent
		L	Substitute Libero
		Pts	Points scored



MATCH RESULT

比赛结果表 / RÉSULTAT DU MATCH

P2

Match Duration: 1h20m
Spectators: 12,500

CUB vs SRB
3 vs 0

Team	Sets	1	2	3	Total
CUB	3	26	25	26	77
SRB	0	24	19	24	67
Playing Time		25m	23m	26m	1h14m

First Referee: AL-NAAMA Ibrahim (QAT)

Second Referee: KIM Kun-Tae (KOR)

CUB - Cuba								
No	C/L	Name	1	2	3	4	5	Pts
1	C	RUIZ Yumilka	6	6	6			12
2		SANTOS Yanelis	5	5	5			10
3		CARRILLO Nancy	4	4	4			12
6		RAMIREZ Daimi	2	2	2			10
8		ORTIZ Yaima						0
9		SANCHEZ Rachel	1	1	1			6
10		HERRERA Yusleynis						0
11	L	MESA Liana	L	L	L			0
12		CALDERON Rosir	3	3	3			11
14		CARCACES Kenia						0
15		SILIE Yusidey						0
18		BARROS Zoila						0
Head Coach:		PERDOMO Antonio (CUB)						
Assistant Coach:		GEORGE Eugenio (CUB)						

SRB - Serbia								
No	C/L	Name	1	2	3	4	5	Pts
1		NIKOLIC Jelena	2	3	2			15
2		BRAKOCEVIC Jovana	4	5	4			16
3		DJERISILO Ivana	5	6	5			6
5		KRSMANOVIC Natasa	17	17	17			2
7		MOLNAR Brizitka		2				0
9		VESOVIC Jovana						0
10		OGNJENOVIC Maja	1	2	1			4
11	C	CITAKOVIC Vesna	6	1	6			5
13		SIMANIC Maja						0
15		MALAGURSKI Sanja						0
17		VELJKOVIC Stefana	3	4	3			3
18	L	CEBIC Suzana	L	L	L			0
Head Coach:		TERZIC Zoran (SRB)						
Assistant Coach:		PROTIC Nebojsa (SRB)						

TEAM AND PLAYER PERFORMANCES

Won	Total Atts	No	Name
45	82	Total Team	
11	22	1	RUIZ Yumilka
11	16	12	CALDERON Rosir
7	18	3	CARRILLO Nancy
12	45	Total Team	
4	9	3	CARRILLO Nancy
3	8	6	RAMIREZ Daimi
2	10	2	SANTOS Yanelis
4	75	Total Team	
1	13	9	SANCHEZ Rachel
1	13	2	SANTOS Yanelis
1	12	3	CARRILLO Nancy
16		Total Team	
77	202	Total Team	
12	39	3	CARRILLO Nancy

Scoring Skills
Spike
Block
Serve
Opp Error
Total
Best Scorer

Won	Total Atts	No	Name
45	95	Total Team	
15	27	1	NIKOLIC Jelena
15	25	2	BRAKOCEVIC Jovana
6	12	3	DJERISILO Ivana
4	35	Total Team	
2	8	11	CITAKOVIC Vesna
1	6	17	VELJKOVIC Stefana
1	3	10	OGNJENOVIC Maja
2	69	Total Team	
1	12	2	BRAKOCEVIC Jovana
1	10	11	CITAKOVIC Vesna
16		Total Team	
67	199	Total Team	
16	42	2	BRAKOCEVIC Jovana

Legend:			
Atts	Attempts	C	Team Captain
n	Starting Line-Up where n=starting position on Court (i.e. positions 1 to 6)	L	Libero Player
nn	Substitute where nn=jersey number of out going player	Opp	Opponent
		L	Substitute Libero
		Pts	Points scored



MATCH RESULT

比赛结果表 / RÉSULTAT DU MATCH

P2

Match Duration: 2h01m
Spectators: 10,000

USA vs ITA
3 vs 2

Team	Sets	1	2	3	4	5	Total
USA	3	20	25	19	25	15	104
ITA	2	25	21	25	18	6	95
	Playing Time	24m	26m	24m	23m	12m	1h49m

First Referee: FRANCISCO de SOUZA Laert (BRA)

Second Referee: SAKAIDE Osamu (JPN)

USA - United States								
No	C/L	Name	1	2	3	4	5	Pts
1		NNAMANI Ogonna						0
2		SCOTT-ARRUDA Danielle	3	3	3	4	3	17
3		HANEEF-PARK Tayyiba	4	4	4	5	4	17
4		BERG Lindsey	3	3	3	2	1	4
5		SYKORA Stacy						0
6	L	DAVIS Nicole	L	L	L	L	L	0
7		BOWN Heather	6	6	6	1	6	13
9		JOINES Jennifer						0
10		GLASS Kimberly	2	2	2	3	2	8
11	C	AH MOW-SANTOS Robyn	1	1	1	3		0
12		WILLOUGHBY Kim	11	11	11	4		9
15		TOM Logan	5	5	5	6	5	19
Head Coach: LANG Ping (CHN)								
Assistant Coach: WOODSTRA Susan (USA)								

ITA - Italy								
No	C/L	Name	1	2	3	4	5	Pts
3		CROCE Paola	16	16				0
4		CENTONI Nadia	3	3	6	6	3	14
7		GUIGGI Martina		14	14		14	0
8		BARAZZA Jenny	2	2	5	5	2	8
9		SECOLO Manuela					12	1
10	L	CARDULLO Paola	L	L	L	L	L	0
11		ORTOLANI Serena				14	4	1
12		PICCININI Francesca	4	4	1	1	4	17
13		FERRETTI Francesca				4		0
14	C	LO BIANCO Eleonora	6	6	3	3	6	2
16		AGUERO Taismary	1	1	4	4	1	17
17		GIOLI Simona	5	5	2	2	5	11
Head Coach: BARBOLINI Massimo (ITA)								
Assistant Coach: BRACCI Marco (ITA)								

TEAM AND PLAYER PERFORMANCES

Won	Total Atts	No	Name
65	139	Total Team	
15	20	2	SCOTT-ARRUDA Danielle
14	38	15	TOM Logan
12	28	3	HANEEF-PARK Tayyiba
15	77	Total Team	
4	17	3	HANEEF-PARK Tayyiba
3	17	15	TOM Logan
3	14	7	BOWN Heather
7	104	Total Team	
3	19	4	BERG Lindsey
2	12	15	TOM Logan
1	13	7	BOWN Heather
17		Total Team	
104	320	Total Team	
19	67	15	TOM Logan

Scoring Skills
Spike
Block
Serve
Opp Error
Total
Best Scorer

Won	Total Atts	No	Name
63	141	Total Team	
17	39	12	PICCININI Francesca
15	32	16	AGUERO Taismary
14	33	4	CENTONI Nadia
6	53	Total Team	
2	12	8	BARAZZA Jenny
2	4	14	LO BIANCO Eleonora
1	20	17	GIOLI Simona
2	95	Total Team	
1	17	16	AGUERO Taismary
1	2	9	SECOLO Manuela
24		Total Team	
95	289	Total Team	
17	55	12	PICCININI Francesca

Legend:							
Atts	Attempts	C	Team Captain	L	Libero Player	L	Substitute Libero
n	Starting Line-Up where n=starting position on Court (i.e. positions 1 to 6)			Opp	Opponent	Pts	Points scored
nn	Substitute where nn=jersey number of out going player						



MATCH RESULT

比赛结果表 / RÉSULTAT DU MATCH

P2

Match Duration: 1h30m
Spectators: 13,000

CHN vs RUS
3 vs 0

Team	Sets	1	2	3	Total
CHN	3	25	27	25	77
RUS	0	22	25	19	66
Playing Time		26m	32m	26m	1h24m

First Referee: SALAS Humberto (MEX)

Second Referee: RODRIGUEZ Victor Manuel (PUR)

CHN - China								
No	C/L	Name	1	2	3	4	5	Pts
1		WANG Yimei	1	1	1			11
2	C	FENG Kun	6	6	6			5
3		YANG Hao	11	4				4
4		LIU Yanan	1	1	1			0
5		WEI Qiuyue						0
6		XU Yunli						0
7		ZHOU Suhong	3	3	3			9
9		ZHAO Ruirui	5	5	5			6
10		XUE Ming		7	9			3
11		LI Juan	4	3	4			7
16	L	ZHANG Na	L	L	L			0
17		MA Yunwen	2	2	2			7
Head Coach:		CHEN Zhonghe (CHN)						
Assistant Coach:		YU Juemin (CHN)						

RUS - Russian Federation								
No	C/L	Name	1	2	3	4	5	Pts
1		BORODAKOVA Maria		3	3			1
3		ALIMOVA Natalia	5	5	5			2
4		FATEEVA Olga		12				1
5		SHASHKOVA Liubov	3	3	3			9
6		GODINA Elena	8	8	8			2
8		ESTES Evgenia	6	6	6			8
11		GAMOVA Ekaterina	4	4	4			15
12	C	SHESHENINA Marina	1	1	1			2
14	L	KABESHOVA Ekaterina	L	L	L			0
15		PASYNKOVA Alexandra						0
16		MERKULOVA Yulia	2	2	2			9
18		AKULOVA Marina		11	12			0
Head Coach:		CAPRARA Giovanni (ITA)						
Assistant Coach:		KIRILLOVA Irina (RUS)						

TEAM AND PLAYER PERFORMANCES

Won	Total Atts	No	Name
35	100	Total Team	
9	21	7	ZHOU Suhong
7	24	1	WANG Yimei
5	17	11	LI Juan
14	36	Total Team	
3	11	17	MA Yunwen
3	6	2	FENG Kun
2	5	10	XUE Ming
3	76	Total Team	
2	13	1	WANG Yimei
1	15	17	MA Yunwen
25		Total Team	
77	212	Total Team	
11	39	1	WANG Yimei

Scoring Skills
Spike
Block
Serve
Opp Error
Total
Best Scorer

Won	Total Atts	No	Name
36	108	Total Team	
10	31	11	GAMOVA Ekaterina
9	30	5	SHASHKOVA Liubov
8	22	8	ESTES Evgenia
9	48	Total Team	
5	12	11	GAMOVA Ekaterina
2	12	16	MERKULOVA Yulia
1	10	3	ALIMOVA Natalia
4	67	Total Team	
2	12	12	SHESHENINA Marina
1	19	16	MERKULOVA Yulia
1	4	1	BORODAKOVA Maria
17		Total Team	
66	223	Total Team	
15	50	11	GAMOVA Ekaterina

Legend:							
Atts	Attempts	C	Team Captain	L	Libero Player	L	Substitute Libero
n	Starting Line-Up where n=starting position on Court (i.e. positions 1 to 6)						
nn	Substitute where nn=jersey number of out going player			Opp	Opponent	Pts	Points scored



MATCH RESULT

比赛结果表 / RÉSULTAT DU MATCH

P2

Match Duration: 1h13m
Spectators: 12,500

JPN vs BRA
0 vs 3

Team	Sets	1	2	3	Total
JPN	0	12	20	16	48
BRA	3	25	25	25	75
Playing Time		19m	25m	23m	1h07m

First Referee: TUFEKCHIEV Konstantin (BUL)

Second Referee: ZAHORCOVA Karin (CZE)

JPN - Japan								
No	C/L	Name	1	2	3	4	5	Pts
1		KURIHARA Megumi	6	6	6			7
2		TAJIMI Asako						0
3	C	TAKESHITA Yoshie	1	1	1			0
4		OMURA Kanako						0
5		TAKAHASHI Miyuki	4	4	4			7
6	L	SANO Yuko	L	L	L			0
7		SUGIYAMA Sachiko	2	2	2			6
8		SAKURAI Yuka		7				0
9		KANO Miyuki				5		0
11		ARAKI Erika	5	5	5			7
12		KIMURA Saori	3	3	3			10
14		KAWAI Yuki						0
Head Coach:		YANAGIMOTO Shoichi (JPN)						
Assistant Coach:		BANDAIRA Mamoru (JPN)						

BRA - Brazil								
No	C/L	Name	1	2	3	4	5	Pts
1		OLIVEIRA Walewska	2	1	2			9
2		ALBUQUERQUE Carolina						0
3		STEINBRECHER Marianne	4	3	4			14
4		PEQUENO Paula	1	6	1			12
6		MENEZES Thaisa			7			0
7	C	SOUZA Helia	3	2	3			1
8		MENEZES Valeska						0
9		CLAUDINO Fabiana	5	4	5			14
10		GONZAGA Welissa			1			0
12		CARVALHO Jaqueline			3			2
13		CASTRO Sheilla	6	5	6			12
14	L	de OLIVEIRA Fabiana	L	L	L			0
Head Coach:		GUIMARAES Jose Roberto (BRA)						
Assistant Coach:		BARROS JUNIOR Paulo (BRA)						

TEAM AND PLAYER PERFORMANCES

Won	Total Atts	No	Name
30	106	Total Team	
10	25	12	KIMURA Saori
7	26	5	TAKAHASHI Miyuki
6	33	1	KURIHARA Megumi
5	39	Total Team	
3	12	7	SUGIYAMA Sachiko
1	12	11	ARAKI Erika
1	4	1	KURIHARA Megumi
2	50	Total Team	
2	9	11	ARAKI Erika
11		Total Team	
48	195	Total Team	
10	41	12	KIMURA Saori

Scoring Skills
Spike
Block
Serve
Opp Error
Total
Best Scorer

Won	Total Atts	No	Name
51	104	Total Team	
12	16	9	CLAUDINO Fabiana
11	25	13	CASTRO Sheilla
10	25	4	PEQUENO Paula
7	52	Total Team	
2	8	4	PEQUENO Paula
1	14	9	CLAUDINO Fabiana
1	11	13	CASTRO Sheilla
6	73	Total Team	
5	17	3	STEINBRECHER Marianne
1	11	9	CLAUDINO Fabiana
11		Total Team	
75	229	Total Team	
14	52	3	STEINBRECHER Marianne

Legend:	Attempts	C	Team Captain	L	Libero Player	L	Substitute Libero
n	Starting Line-Up where n=starting position on Court (i.e. positions 1 to 6)						
nn	Substitute where nn=jersey number of out going player						
	Opp	Opponent	Pts	Points scored			


RESULTS TABLE - PRELIMINARY ROUND As of 17 AUG 2008
成绩表-预赛 / TABLEAU DES RÉSULTATS - PHASE PRÉLIMINAIRE

P4

Pool A				Points per Set					Total Points	Match Duration	Spectators
Match	Date	Teams	Sets	1	2	3	4	5			
4	9 AUG 2008	POL vs CUB	1 - 3	25-21	17-25	20-25	17-25		79-96	1h37m	14,000
5	9 AUG 2008	VEN vs CHN	0 - 3	13-25	13-25	18-25			44-75	1h04m	12,000
6	9 AUG 2008	JPN vs USA	1 - 3	20-25	25-20	19-25	21-25		85-95	1h45m	11,500
9	11 AUG 2008	USA vs CUB	0 - 3	15-25	24-26	17-25			56-76	1h15m	12,000
11	11 AUG 2008	CHN vs POL	3 - 1	22-25	25-15	25-20	25-22		97-82	1h46m	12,000
12	11 AUG 2008	JPN vs VEN	3 - 0	25-12	25-17	25-12			75-41	1h06m	5,000
14	13 AUG 2008	VEN vs USA	1 - 3	17-25	25-20	14-25	18-25		74-95	1h45m	3,400
17	13 AUG 2008	CUB vs CHN	3 - 2	18-25	14-25	25-23	32-30	15-13	104-116	2h03m	13,000
18	13 AUG 2008	POL vs JPN	2 - 3	21-25	20-25	25-18	25-23	11-15	102-106	2h06m	5,400
21	15 AUG 2008	VEN vs POL	0 - 3	12-25	12-25	20-25			44-75	1h07m	11,000
23	15 AUG 2008	USA vs CHN	3 - 2	23-25	25-22	23-25	25-20	15-11	111-103	2h16m	13,000
24	15 AUG 2008	JPN vs CUB	0 - 3	17-25	22-25	22-25			61-75	1h09m	5,000
Latest Matches											
26	17 AUG 2008	CUB vs VEN	3 - 0	25-20	25-20	25-19			75-59	1h12m	3,500
27	17 AUG 2008	POL vs USA	2 - 3	25-18	21-25	25-19	19-25	13-15	103-102	2h13m	11,000
29	17 AUG 2008	CHN vs JPN	3 - 0	26-24	25-16	25-14			76-54	1h13m	13,000

Pool B				Points per Set					Total Points	Match Duration	Spectators
Match	Date	Teams	Sets	1	2	3	4	5			
1	9 AUG 2008	ITA vs RUS	3 - 1	25-20	17-25	25-16	25-23		92-84	1h44m	3,100
2	9 AUG 2008	SRB vs KAZ	3 - 1	25-21	25-17	23-25	25-21		98-84	1h38m	1,800
3	9 AUG 2008	ALG vs BRA	0 - 3	11-25	11-25	10-25			32-75	1h03m	12,000
7	11 AUG 2008	ALG vs SRB	0 - 3	14-25	13-25	13-25			40-75	1h07m	3,100
8	11 AUG 2008	KAZ vs ITA	0 - 3	19-25	15-25	21-25			55-75	1h06m	3,100
10	11 AUG 2008	BRA vs RUS	3 - 0	25-14	25-14	25-16			75-44	1h10m	12,000
13	13 AUG 2008	ITA vs ALG	3 - 0	25-7	25-20	25-12			75-39	1h00m	3,400
15	13 AUG 2008	RUS vs KAZ	3 - 0	25-19	25-18	25-11			75-48	1h14m	12,000
16	13 AUG 2008	SRB vs BRA	0 - 3	15-25	13-25	23-25			51-75	1h13m	11,000
19	15 AUG 2008	ALG vs RUS	0 - 3	11-25	19-25	10-25			40-75	1h05m	3,500
20	15 AUG 2008	BRA vs KAZ	3 - 0	25-13	25-6	27-25			77-44	1h07m	3,500
22	15 AUG 2008	SRB vs ITA	0 - 3	23-25	20-25	19-25			62-75	1h12m	11,000
Latest Matches											
25	17 AUG 2008	KAZ vs ALG	3 - 1	25-18	25-20	17-25	25-16		92-79	1h32m	3,500
28	17 AUG 2008	ITA vs BRA	0 - 3	16-25	22-25	17-25			55-75	1h15m	10,500
30	17 AUG 2008	RUS vs SRB	3 - 0	25-21	25-16	25-20			75-57	1h13m	7,000

Statistics of	Average match duration	Average spectators	Total spectators
Preliminary Round	1h24m	8,176	245,300

Pool A											
Rk	Team	Matches				Points			Sets		
		Pts	Tot	W	L	W	L	Ratio	W	L	Ratio
1	CUB	10	5	5	0	426	371	1.148	15	3	5.000
2	USA	9	5	4	1	459	441	1.041	12	9	1.333
3	CHN	8	5	3	2	467	395	1.182	13	7	1.857
4	JPN	7	5	2	3	381	389	0.979	7	11	0.636
5	POL	6	5	1	4	441	445	0.991	9	12	0.750
6	VEN	5	5	0	5	262	395	0.663	1	15	0.067

Pool B											
Rk	Team	Matches				Points			Sets		
		Pts	Tot	W	L	W	L	Ratio	W	L	Ratio
1	BRA	10	5	5	0	377	226	1.668	15	0	MAX
2	ITA	9	5	4	1	372	315	1.181	12	4	3.000
3	RUS	8	5	3	2	353	312	1.131	10	6	1.667
4	SRB	7	5	2	3	343	349	0.983	6	10	0.600
5	KAZ	6	5	1	4	323	404	0.800	4	13	0.308
6	ALG	5	5	0	5	230	392	0.587	1	15	0.067

Legend:	L	Lost	Pts	Standings points	Rk	Rank	Tot	Total
	W	Won						



MATCH RESULT

比赛结果表 / RÉSULTAT DU MATCH

P2

Match Duration: 1h37m
Spectators: 14,000

POL vs CUB
1 vs 3

Team	Sets	1	2	3	4	Total
POL	1	25	17	20	17	79
CUB	3	21	25	25	25	96
Playing Time		22m	22m	23m	21m	1h28m

First Referee: KIM Kun-Tae (KOR)

Second Referee: JIRAKAKUL Janpen (THA)

POL - Poland								
No	C/L	Name	1	2	3	4	5	Pts
1		SKOWRONSKA Katarzyna	6	6	6	6		9
2	L	ZENIK Mariola	L	L	L	L		0
4		GAJGAL Katarzyna		14		2		1
6		PODOLEC Anna	4	4	4			11
7		GLINKA Malgorzata	1	1	1	4		11
9		BEDNAREK Agnieszka	5	5	5	5		8
11		BARANSKA Anna			6	1		7
12		SADUREK Milena	3	3	3	3		1
13	C	ROSNER Milena	6	6	7			0
14		LIKTORAS Maria	2	2	2			4
17		KACZOR Joanna	12	1	12			4
18		SKORUPA Katarzyna	1		1	12		0
Head Coach:			BONITTA Marco (ITA)					
Assistant Coach:			MASACCI Mauro (ITA)					

CUB - Cuba								
No	C/L	Name	1	2	3	4	5	Pts
1	C	RUIZ Yumilka	6	6	6	6		12
2		SANTOS Yanelis	5	5	5	5		17
3		CARRILLO Nancy	4	4	4	4		18
6		RAMIREZ Daimi	2	2	2	2		11
8		ORTIZ Yaima			12			0
9		SANCHEZ Rachel	1	1	1	1		5
10		HERRERA Yusleynis						0
11	L	MESA Liana	L	L	L	L		0
12		CALDERON Rosir	3	3	3	3		14
14		CARCACES Kenia						0
15		SILIE Yusidey						0
18		BARROS Zoila				9		1
Head Coach:			PERDOMO Antonio (CUB)					
Assistant Coach:			GEORGE Eugenio (CUB)					

TEAM AND PLAYER PERFORMANCES

Won	Total Atts	No	Name
43	106	Total Team	
11	34	7	GLINKA Malgorzata
8	24	1	SKOWRONSKA Katarzyna
8	16	6	PODOLEC Anna
8	55	Total Team	
2	2	17	KACZOR Joanna
1	10	14	LIKTORAS Maria
1	9	9	BEDNAREK Agnieszka
5	80	Total Team	
2	13	14	LIKTORAS Maria
2	8	6	PODOLEC Anna
1	13	9	BEDNAREK Agnieszka
23		Total Team	
79	241	Total Team	
11	52	7	GLINKA Malgorzata

Scoring Skills
Spike
Block
Serve
Opp Error
Total
Best Scorer

Won	Total Atts	No	Name
64	112	Total Team	
17	20	3	CARRILLO Nancy
12	18	1	RUIZ Yumilka
12	17	2	SANTOS Yanelis
7	49	Total Team	
2	12	2	SANTOS Yanelis
2	6	6	RAMIREZ Daimi
1	9	12	CALDERON Rosir
7	95	Total Team	
3	17	2	SANTOS Yanelis
2	16	12	CALDERON Rosir
2	16	9	SANCHEZ Rachel
18		Total Team	
96	256	Total Team	
18	41	3	CARRILLO Nancy

Legend:	Attempts	C	Team Captain	L	Libero Player	L	Substitute Libero
h	Starting Line-Up where n=starting position on Court (i.e. positions 1 to 6)						
nn	Substitute where nn=jersey number of out going player						
	Opp	Opponent	Pts	Points scored			



MATCH RESULT

比赛结果表 / RÉSULTAT DU MATCH

P2

Match Duration: 1h04m
Spectators: 12,000

VEN vs CHN
0 vs 3

Team	Sets	1	2	3	Total
VEN	0	13	13	18	44
CHN	3	25	25	25	75
Playing Time		20m	17m	21m	58m

First Referee: JOVANOVIC Dejan (SRB)

Second Referee: DEREGNAUCOURT Patrick (FRA)

VEN - Venezuela								
No	C/L	Name	1	2	3	4	5	Pts
1		PAZ Yessica	6	6	6			8
5		FRANCESCO Genesis			12			0
6	L	VALERO Maria	L	L	L			0
8		VILLAR Amarylis						0
9	C	ANDRADE Jayce	5	5	5			9
10		GLOD Desiree	2	2	2			9
12		QUIJADA Gheraldine	1	1	1			0
13		FLORIAN Shirley						0
14		BLANCO Aleoscar	3	3	3			3
15		PEREZ Maria Jose	4	4	4			5
17		ACOSTA Roslandy						0
18		ROMERO Wendy						0
Head Coach:		FERNANDEZ Tomas (CUB)						
Assistant Coach:		HENRIQUEZ Gineida (VEN)						

CHN - China								
No	C/L	Name	1	2	3	4	5	Pts
1		WANG Yimei	4	4	3			10
2	C	FENG Kun	6	6	6			3
3		YANG Hao			4			2
4		LIU Yanan			7			0
5		WEI Qiuyue						0
6		XU Yunli						0
7		ZHOU Suhong	3	3	3			8
9		ZHAO Ruirui	5	5	5			12
10		XUE Ming						0
11		LI Juan	1	1	1			6
16	L	ZHANG Na	L	L	L			0
17		MA Yunwen	2	2	2			10
Head Coach:		CHEN Zhonghe (CHN)						
Assistant Coach:		YU Juemin (CHN)						

TEAM AND PLAYER PERFORMANCES

Won	Total Atts	No	Name
30	78	Total Team	
9	22	10	GLOD Desiree
8	19	9	ANDRADE Jayce
7	12	1	PAZ Yessica
1	14	Total Team	
1	3	15	PEREZ Maria Jose
3	46	Total Team	
1	10	14	BLANCO Aleoscar
1	7	9	ANDRADE Jayce
1	7	1	PAZ Yessica
10		Total Team	
44	138	Total Team	
9	32	10	GLOD Desiree

Scoring Skills
Spike
Block
Serve
Opp Error
Total
Best Scorer

Won	Total Atts	No	Name
35	54	Total Team	
9	17	1	WANG Yimei
6	11	7	ZHOU Suhong
6	6	9	ZHAO Ruirui
9	40	Total Team	
4	11	17	MA Yunwen
4	11	9	ZHAO Ruirui
1	5	2	FENG Kun
7	73	Total Team	
2	15	7	ZHOU Suhong
2	11	9	ZHAO Ruirui
1	14	17	MA Yunwen
24		Total Team	
75	167	Total Team	
12	28	9	ZHAO Ruirui

Legend:	Attempts	C	Team Captain	L	Libero Player	L	Substitute Libero
n	Starting Line-Up where n=starting position on Court (i.e. positions 1 to 6)						
nn	Substitute where nn=jersey number of out going player						
	Opp	Opponent	Pts	Points scored			



MATCH RESULT

比赛结果表 / RÉSULTAT DU MATCH

P2

Match Duration: 1h45m
Spectators: 11,500

JPN vs USA
1 3

Team	Sets	1	2	3	4	Total
JPN	1	20	25	19	21	85
USA	3	25	20	25	25	95
Playing Time		23m	24m	26m	23m	1h36m

First Referee: MENGHINI Massimo (ITA)

Second Referee: ZENOVICH Andrei (RUS)

JPN - Japan							
No	C/L	Name	1	2	3	4	5 Pts
1		KURIHARA Megumi	6	6	6	6	10
2		TAJIMI Asako					0
3	C	TAKESHITA Yoshie	1	1	1	1	1
4		OMURA Kanako		3			0
5		TAKAHASHI Miyuki	4	4	4	4	10
6	L	SANO Yuko	L	L	L	L	0
7		SUGIYAMA Sachiko	2	2	2	2	11
8		SAKURAI Yuka					0
9		KANO Miyuki					0
11		ARAKI Erika	5	5	5	5	14
12		KIMURA Saori	3	3	3	3	15
14		KAWAI Yuki					0
Head Coach:		YANAGIMOTO Shoichi (JPN)					
Assistant Coach:		BANDAIRA Mamoru (JPN)					

USA - United States							
No	C/L	Name	1	2	3	4	5 Pts
1		NNAMANI Ogonna					0
2		SCOTT-ARRUDA Danielle	3	3	3	3	22
3		HANEEF-PARK Tayyiba	4	4	4	4	19
4		BERG Lindsey		3	3	1	1
5		SYKORA Stacy		12		10	0
6	L	DAVIS Nicole	L	L	L	L	0
7		BOWN Heather	6	6	6	6	15
9		JOINES Jennifer					0
10		GLASS Kimberly		11	2	2	4
11	C	AH MOW-SANTOS Robyn	1	1	1	3	0
12		WILLOUGHBY Kim	2	2	11	4	11
15		TOM Logan	5	5	5	5	12
Head Coach:		LANG Ping (CHN)					
Assistant Coach:		WOODSTRA Susan (USA)					

TEAM AND PLAYER PERFORMANCES

Won	Total Atts	No	Name
49	136	Total Team	
13	32	12	KIMURA Saori
10	36	1	KURIHARA Megumi
9	31	5	TAKAHASHI Miyuki
10	58	Total Team	
4	27	11	ARAKI Erika
3	13	7	SUGIYAMA Sachiko
2	4	12	KIMURA Saori
2	86	Total Team	
1	18	11	ARAKI Erika
1	13	5	TAKAHASHI Miyuki
24		Total Team	
85	280	Total Team	
15	52	12	KIMURA Saori

Scoring Skills
Spike
Block
Serve
Opp Error
Total
Best Scorer

Won	Total Atts	No	Name
64	145	Total Team	
16	23	2	SCOTT-ARRUDA Danielle
14	35	3	HANEEF-PARK Tayyiba
12	20	7	BOWN Heather
17	75	Total Team	
6	19	2	SCOTT-ARRUDA Danielle
4	15	3	HANEEF-PARK Tayyiba
3	13	7	BOWN Heather
3	94	Total Team	
1	14	15	TOM Logan
1	13	12	WILLOUGHBY Kim
1	11	3	HANEEF-PARK Tayyiba
11		Total Team	
95	314	Total Team	
22	56	2	SCOTT-ARRUDA Danielle

Legend:			
Atts	Attempts	C	Team Captain
n	Starting Line-Up where n=starting position on Court (i.e. positions 1 to 6)	L	Libero Player
nn	Substitute where nn=jersey number of out going player	Opp	Opponent
		L	Substitute Libero
		Pts	Points scored



MATCH RESULT

比赛结果表 / RÉSULTAT DU MATCH

P2

Match Duration: 1h15m
Spectators: 12,000

USA vs CUB
0 vs 3

Team	Sets	1	2	3	Total
USA	0	15	24	17	56
CUB	3	25	26	25	76
Playing Time		20m	27m	22m	1h09m

First Referee: SOKULLU Umit (TUR)

Second Referee: JOVANOVIC Dejan (SRB)

USA - United States								
No	C/L	Name	1	2	3	4	5	Pts
1		NNAMANI Ogonna	11	11	11			1
2		SCOTT-ARRUDA Danielle	3	3	3			5
3		HANEEF-PARK Tayyiba	4	4	4			13
4		BERG Lindsey	3	3	3			0
5		SYKORA Stacy	12	10				0
6	L	DAVIS Nicole	L	L	L			0
7		BOWN Heather	6	6	6			6
9		JOINES Jennifer						0
10		GLASS Kimberly		2	2			4
11	C	AH MOW-SANTOS Robyn	1	1	1			1
12		WILLOUGHBY Kim	2		15			2
15		TOM Logan	5	5	5			8
Head Coach:		LANG Ping (CHN)						
Assistant Coach:		WOODSTRA Susan (USA)						

CUB - Cuba								
No	C/L	Name	1	2	3	4	5	Pts
1	C	RUIZ Yumilka	6	6	6			15
2		SANTOS Yanelis	5	5	5			9
3		CARRILLO Nancy	4	4	4			11
6		RAMIREZ Daimi	2	2	2			5
8		ORTIZ Yaima		12				0
9		SANCHEZ Rachel	1	1	1			7
10		HERRERA Yusleynis						0
11	L	MESA Liana	L	L	L			0
12		CALDERON Rosir	3	3	3			10
14		CARCACES Kenia						0
15		SILIE Yusidey						0
18		BARROS Zoila						0
Head Coach:		PERDOMO Antonio (CUB)						
Assistant Coach:		GEORGE Eugenio (CUB)						

TEAM AND PLAYER PERFORMANCES

Won	Total Atts	No	Name
33	74	Total Team	
12	24	3	HANEEF-PARK Tayyiba
7	16	15	TOM Logan
5	12	2	SCOTT-ARRUDA Danielle
6	37	Total Team	
2	9	7	BOWN Heather
1	10	15	TOM Logan
1	4	3	HANEEF-PARK Tayyiba
1	59	Total Team	
1	8	12	WILLOUGHBY Kim
16		Total Team	
56	170	Total Team	
13	37	3	HANEEF-PARK Tayyiba

Scoring Skills
Spike
Block
Serve
Opp Error
Total
Best Scorer

Won	Total Atts	No	Name
43	79	Total Team	
15	25	1	RUIZ Yumilka
9	16	3	CARRILLO Nancy
7	15	12	CALDERON Rosir
8	36	Total Team	
4	5	9	SANCHEZ Rachel
1	10	3	CARRILLO Nancy
1	8	12	CALDERON Rosir
6	73	Total Team	
2	16	12	CALDERON Rosir
2	10	2	SANTOS Yanelis
1	15	6	RAMIREZ Daimi
19		Total Team	
76	188	Total Team	
15	37	1	RUIZ Yumilka

Legend:	Attempts	C	Team Captain	L	Libero Player	L	Substitute Libero
n	Starting Line-Up where n=starting position on Court (i.e. positions 1 to 6)						
nn	Substitute where nn=jersey number of out going player						
	Opp	Opponent	Pts	Points scored			



MATCH RESULT

比赛结果表 / RÉSULTAT DU MATCH

P2

Match Duration: 1h46m
Spectators: 12,000

CHN vs POL
3 vs 1

Team	Sets	1	2	3	4	Total
CHN	3	22	25	25	25	97
POL	1	25	15	20	22	82
Playing Time		24m	24m	23m	26m	1h37m

First Referee: RODRIGUEZ Victor Manuel (PUR)

Second Referee: FRANCISCO de SOUZA Laert (BRA)

CHN - China								
No	C/L	Name	1	2	3	4	5	Pts
1		WANG Yimei	4	11		11		6
2	C	FENG Kun	6	6	6	6		5
3		YANG Hao	1	4	4	4		14
4		LIU Yanan						0
5		WEI Qiuyue						0
6		XU Yunli						0
7		ZHOU Suhong	3	3	3	3		11
9		ZHAO Ruirui	5	5	5	5		17
10		XUE Ming				7		0
11		LI Juan	1	1	1	1		5
16	L	ZHANG Na	L	L	L	L		0
17		MA Yunwen	2	2	2	2		15
Head Coach:		CHEN Zhonghe (CHN)						
Assistant Coach:		YU Juemin (CHN)						

POL - Poland								
No	C/L	Name	1	2	3	4	5	Pts
1		SKOWRONSKA Katarzyna	3	4	3	4		26
2	L	ZENIK Mariola	L	L	L	L		0
4		GAJGAL Katarzyna			2	3		4
6		PODOLEC Anna	1	11	1	2		8
7		GLINKA Malgorzata	4	5	4	5		14
9		BEDNAREK Agnieszka	2	3				2
11		BARANSKA Anna		2		6		2
12		SADUREK Milena	6	1	6	1		1
13	C	ROSNER Milena			6	7		0
14		LIKTORAS Maria	5	6	5	6		7
17		KACZOR Joanna		12				0
18		SKORUPA Katarzyna		1				0
Head Coach:		BONITTA Marco (ITA)						
Assistant Coach:		MASACCI Mauro (ITA)						

TEAM AND PLAYER PERFORMANCES

Won	Total Atts	No	Name
57	139	Total Team	
13	27	9	ZHAO Ruirui
12	27	3	YANG Hao
10	20	7	ZHOU Suhong
12	65	Total Team	
5	17	17	MA Yunwen
3	20	9	ZHAO Ruirui
2	7	2	FENG Kun
4	96	Total Team	
1	19	17	MA Yunwen
1	18	7	ZHOU Suhong
1	17	3	YANG Hao
24		Total Team	
97	300	Total Team	
17	61	9	ZHAO Ruirui

Scoring Skills
Spike
Block
Serve
Opp Error
Total
Best Scorer

Won	Total Atts	No	Name
53	153	Total Team	
24	52	1	SKOWRONSKA Katarzyna
14	46	7	GLINKA Malgorzata
5	18	14	LIKTORAS Maria
8	57	Total Team	
2	8	6	PODOLEC Anna
2	7	9	BEDNAREK Agnieszka
1	14	14	LIKTORAS Maria
3	83	Total Team	
1	12	1	SKOWRONSKA Katarzyna
1	11	14	LIKTORAS Maria
1	10	6	PODOLEC Anna
18		Total Team	
82	293	Total Team	
26	72	1	SKOWRONSKA Katarzyna

Legend:			
Atts	Attempts	C	Team Captain
n	Starting Line-Up where n=starting position on Court (i.e. positions 1 to 6)	L	Libero Player
nn	Substitute where nn=jersey number of out going player	Opp	Opponent
		L	Substitute Libero
		Pts	Points scored



MATCH RESULT

比赛结果表 / RÉSULTAT DU MATCH

P2

Match Duration: 1h06m
Spectators: 5,000

JPN vs VEN
3 vs 0

Team	Sets	1	2	3	Total
JPN	3	25	25	25	75
VEN	0	12	17	12	41
Playing Time		19m	22m	19m	1h00m

First Referee: ZAHORCOVA Karin (CZE)

Second Referee: LODERUS Frans (NED)

JPN - Japan								
No	C/L	Name	1	2	3	4	5	Pts
1		KURIHARA Megumi	6	6	6			14
2		TAJIMI Asako		5				0
3	C	TAKESHITA Yoshie	1	1	1			1
4		OMURA Kanako	3		3			0
5		TAKAHASHI Miyuki	4	4	4			9
6	L	SANO Yuko	L	L	L			0
7		SUGIYAMA Sachiko	2	2	2			5
8		SAKURAI Yuka		7				0
9		KANO Miyuki			5			0
11		ARAKI Erika	5	5	5			16
12		KIMURA Saori	3	3	3			10
14		KAWAI Yuki	5					0
Head Coach:		YANAGIMOTO Shoichi (JPN)						
Assistant Coach:		BANDAIRA Mamoru (JPN)						

VEN - Venezuela								
No	C/L	Name	1	2	3	4	5	Pts
1		PAZ Yessica	6	6	6			7
5		FRANCHESCO Genesis	12	12	1			1
6	L	VALERO Maria	L	L	L			0
8		VILLAR Amarylis	10		9			0
9	C	ANDRADE Jayce	5	5	5			7
10		GLOD Desiree	2	2	2			6
12		QUIJADA Gheraldine	1	1				0
13		FLORIAN Shirley						0
14		BLANCO Aleoscar	3	3	3			4
15		PEREZ Maria Jose	4	4	5			3
17		ACOSTA Roslandy		15	4			2
18		ROMERO Wendy						0
Head Coach:		FERNANDEZ Tomas (CUB)						
Assistant Coach:		HENRIQUEZ Gineida (VEN)						

TEAM AND PLAYER PERFORMANCES

Won	Total Atts	No	Name
34	83	Total Team	
11	25	1	KURIHARA Megumi
7	18	5	TAKAHASHI Miyuki
7	9	11	ARAKI Erika
13	43	Total Team	
7	19	11	ARAKI Erika
3	5	1	KURIHARA Megumi
2	7	7	SUGIYAMA Sachiko
8	73	Total Team	
4	23	12	KIMURA Saori
2	16	11	ARAKI Erika
1	14	7	SUGIYAMA Sachiko
20		Total Team	
75	199	Total Team	
16	44	11	ARAKI Erika

Scoring Skills
Spike
Block
Serve
Opp Error
Total
Best Scorer

Won	Total Atts	No	Name
21	84	Total Team	
5	16	10	GLOD Desiree
5	10	1	PAZ Yessica
4	22	9	ANDRADE Jayce
9	46	Total Team	
3	7	9	ANDRADE Jayce
2	8	1	PAZ Yessica
2	3	17	ACOSTA Roslandy
0	43	Total Team	
11		Total Team	
41	173	Total Team	
7	32	9	ANDRADE Jayce

Legend:			
Atts	Attempts	C	Team Captain
n	Starting Line-Up where n=starting position on Court (i.e. positions 1 to 6)	L	Libero Player
nn	Substitute where nn=jersey number of out going player	Opp	Opponent
		L	Substitute Libero
		Pts	Points scored



MATCH RESULT

比赛结果表 / RÉSULTAT DU MATCH

P2

Match Duration: 1h45m
Spectators: 3,400

VEN vs USA
1 3

Team	Sets	1	2	3	4	Total
VEN	1	17	25	14	18	74
USA	3	25	20	25	25	95
	Playing Time	23m	25m	23m	25m	1h36m

First Referee: ZENOVICH Andrei (RUS)

Second Referee: JOVANOVIC Dejan (SRB)

VEN - Venezuela							
No	C/L	Name	1	2	3	4	5 Pts
1		PAZ Yessica	6	6	6	6	7
5		FRANCESCO Genesis	15	15	15	15	1
6	L	VALERO Maria	L	L	L	L	0
8		VILLAR Amarylis		10	1	10	0
9	C	ANDRADE Jayce	5	5	5	5	15
10		GLOD Desiree	2	2	2	2	14
12		QUIJADA Gheraldine	1	1	1	1	1
13		FLORIAN Shirley					0
14		BLANCO Aleoscar	3	3	3	3	7
15		PEREZ Maria Jose	4	4	4	4	5
17		ACOSTA Roslandy	12		12	12	1
18		ROMERO Wendy					0
Head Coach:		FERNANDEZ Tomas (CUB)					
Assistant Coach:		HENRIQUEZ Gineida (VEN)					

USA - United States							
No	C/L	Name	1	2	3	4	5 Pts
1		NNAMANI Ogonna	11	11			1
2		SCOTT-ARRUDA Danielle	3	3			2
3		HANEEF-PARK Tayyiba	4	4	3	3	17
4		BERG Lindsey	3	3			0
5		SYKORA Stacy			10	10	0
6	L	DAVIS Nicole	L	L	L	L	0
7		BOWN Heather	6	6	5	5	10
9		JOINES Jennifer		2	2	2	7
10		GLASS Kimberly	2	2	1	1	12
11	C	AH MOW-SANTOS Robyn	1	1	6	6	3
12		WILLOUGHBY Kim					0
15		TOM Logan	5	5	4	4	15
Head Coach:		LANG Ping (CHN)					
Assistant Coach:		WOODSTRA Susan (USA)					

TEAM AND PLAYER PERFORMANCES

Won	Total Atts	No	Name
43	124	Total Team	
13	31	9	ANDRADE Jayce
10	34	10	GLOD Desiree
7	20	1	PAZ Yessica
6	47	Total Team	
4	10	10	GLOD Desiree
1	17	14	BLANCO Aleoscar
1	5	9	ANDRADE Jayce
2	75	Total Team	
1	14	9	ANDRADE Jayce
1	14	14	BLANCO Aleoscar
23		Total Team	
74	246	Total Team	
15	50	9	ANDRADE Jayce

Scoring Skills
Spike
Block
Serve
Opp Error
Total
Best Scorer

Won	Total Atts	No	Name
49	107	Total Team	
14	28	3	HANEEF-PARK Tayyiba
12	30	15	TOM Logan
9	17	10	GLASS Kimberly
16	67	Total Team	
4	10	9	JOINES Jennifer
3	12	10	GLASS Kimberly
3	11	3	HANEEF-PARK Tayyiba
2	94	Total Team	
1	14	11	AH MOW-SANTOS Robyn
1	13	15	TOM Logan
28		Total Team	
95	268	Total Team	
17	51	3	HANEEF-PARK Tayyiba

Legend:			
Atts	Attempts	C	Team Captain
L	Libero Player	L	Libero Player
nn	Starting Line-Up where n=starting position on Court (i.e. positions 1 to 6)	Opp	Opponent
nn	Substitute where nn=jersey number of out going player	Pts	Points scored
		L	Substitute Libero



MATCH RESULT

比赛结果表 / RÉSULTAT DU MATCH

P2

Match Duration: 2h03m
Spectators: 13,000

CUB vs CHN
3 vs 2

Team	Sets	1	2	3	4	5	Total
CUB	3	18	14	25	32	15	104
CHN	2	25	25	23	30	13	116
Playing Time		20m	20m	24m	32m	15m	1h51m

First Referee: LEUTHAUSER Frank (GER)

Second Referee: MENGHINI Massimo (ITA)

CUB - Cuba								
No	C/L	Name	1	2	3	4	5 Pts	
1	C	RUIZ Yumilka	6	6	6	6	6	22
2		SANTOS Yanelis	5	5	5	5	5	14
3		CARRILLO Nancy	4	4	4		18	4
6		RAMIREZ Daimi	2	2	2	2	2	3
8		ORTIZ Yaima				12		0
9		SANCHEZ Rachel	1	1	1	1	1	8
10		HERRERA Yusleynis						0
11	L	MESA Liana	L	L	L	L	L	0
12		CALDERON Rosir	3	3	3	3	3	26
14		CARCACES Kenia						0
15		SILIE Yusidey			2	2		0
18		BARROS Zoila	9	3	4	4		9
Head Coach: PERDOMO Antonio (CUB)								
Assistant Coach: GEORGE Eugenio (CUB)								

CHN - China								
No	C/L	Name	1	2	3	4	5 Pts	
1		WANG Yimei	4	4	4	4	4	26
2	C	FENG Kun	6	6	6	6	6	4
3		YANG Hao			11	11	11	2
4		LIU Yanan			1		1	0
5		WEI Qiuyue						0
6		XU Yunli			7	7		0
7		ZHOU Suhong	3	3	3	3	3	14
9		ZHAO Ruirui	5	5	5	5	5	12
10		XUE Ming					9	0
11		LI Juan	1	1	1	1	1	5
16	L	ZHANG Na	L	L	L	L	L	0
17		MA Yunwen	2	2	2	2	2	15
Head Coach: CHEN Zhonghe (CHN)								
Assistant Coach: YU Juemin (CHN)								

TEAM AND PLAYER PERFORMANCES

Won	Total Atts	No	Name
65	139	Total Team	
25	37	12	CALDERON Rosir
22	43	1	RUIZ Yumilka
6	10	18	BARROS Zoila
12	57	Total Team	
4	11	9	SANCHEZ Rachel
3	12	3	CARRILLO Nancy
2	8	18	BARROS Zoila
9	104	Total Team	
7	25	2	SANTOS Yanelis
1	18	6	RAMIREZ Daimi
1	13	18	BARROS Zoila
18		Total Team	
104	300	Total Team	
26	56	12	CALDERON Rosir

Scoring Skills
Spike
Block
Serve
Opp Error
Total
Best Scorer

Won	Total Atts	No	Name
62	120	Total Team	
24	41	1	WANG Yimei
12	21	9	ZHAO Ruirui
10	17	17	MA Yunwen
7	59	Total Team	
2	16	17	MA Yunwen
2	10	7	ZHOU Suhong
1	10	2	FENG Kun
9	116	Total Team	
4	25	7	ZHOU Suhong
3	26	17	MA Yunwen
1	18	1	WANG Yimei
38		Total Team	
116	295	Total Team	
26	64	1	WANG Yimei

Legend:			
Atts	Attempts	C	Team Captain
n	Starting Line-Up where n=starting position on Court (i.e. positions 1 to 6)	L	Libero Player
nn	Substitute where nn=jersey number of out going player	Opp	Opponent
		L	Substitute Libero
		Pts	Points scored



MATCH RESULT

比赛结果表 / RÉSULTAT DU MATCH

P2

Match Duration: 2h06m
Spectators: 5,400

POL vs JPN
2 vs 3

Team	Sets	1	2	3	4	5	Total
POL	2	21	20	25	25	11	102
JPN	3	25	25	18	23	15	106
	Playing Time	22m	25m	24m	27m	16m	1h54m

First Referee: SALAS Humberto (MEX)

Second Referee: FRANCISCO de SOUZA Laert (BRA)

POL - Poland								
No	C/L	Name	1	2	3	4	5 Pts	
1		SKOWRONSKA Katarzyna	4	3	4	3	4	24
2	L	ZENIK Mariola	L	L	L	L	L	0
4		GAJGAL Katarzyna						0
6		PODOLEC Anna	2		13	13	13	3
7		GLINKA Malgorzata	5	1	2	1	2	27
9		BEDNAREK Agnieszka	3	2	3	2	3	8
11		BARANSKA Anna		7				0
12		SADUREK Milena	1	6				1
13	C	ROSNER Milena	6	4	5	4	5	11
14		LIKTORAS Maria	6	5	6	5	6	10
17		KACZOR Joanna	12					0
18		SKORUPA Katarzyna	1		1	6	1	2
Head Coach:			BONITTA Marco (ITA)					
Assistant Coach:			MASACCI Mauro (ITA)					

JPN - Japan								
No	C/L	Name	1	2	3	4	5 Pts	
1		KURIHARA Megumi	6	6	6	6	6	18
2		TAJIMI Asako						0
3	C	TAKESHITA Yoshie	1	1	1	1	1	1
4		OMURA Kanako	3	3		3	3	1
5		TAKAHASHI Miyuki	4	4	4	4	4	16
6	L	SANO Yuko	L	L	L	L	L	0
7		SUGIYAMA Sachiko	2	2	2	2	2	9
8		SAKURAI Yuka	5	5	7	5	5	0
9		KANO Miyuki					7	0
11		ARAKI Erika	5	5	5	5	5	13
12		KIMURA Saori	3	3	3	3	3	21
14		KAWAI Yuki						0
Head Coach:			YANAGIMOTO Shoichi (JPN)					
Assistant Coach:			BANDAIRA Mamoru (JPN)					

TEAM AND PLAYER PERFORMANCES

Won	Total Atts	No	Name
73	180	Total Team	
25	56	7	GLINKA Malgorzata
23	50	1	SKOWRONSKA Katarzyna
11	30	13	ROSNER Milena
9	85	Total Team	
5	25	14	LIKTORAS Maria
2	12	7	GLINKA Malgorzata
1	11	1	SKOWRONSKA Katarzyna
4	103	Total Team	
4	22	9	BEDNAREK Agnieszka
16		Total Team	
102	368	Total Team	
27	83	7	GLINKA Malgorzata

Scoring Skills
Spike
Block
Serve
Opp Error
Total
Best Scorer

Won	Total Atts	No	Name
67	173	Total Team	
18	44	12	KIMURA Saori
16	41	5	TAKAHASHI Miyuki
15	54	1	KURIHARA Megumi
9	67	Total Team	
3	11	1	KURIHARA Megumi
2	24	11	ARAKI Erika
1	10	7	SUGIYAMA Sachiko
3	105	Total Team	
2	26	12	KIMURA Saori
1	17	11	ARAKI Erika
27		Total Team	
106	345	Total Team	
21	77	12	KIMURA Saori

Legend:			
Atts	Attempts	C	Team Captain
n	Starting Line-Up where n=starting position on Court (i.e. positions 1 to 6)	L	Libero Player
nn	Substitute where nn=jersey number of out going player	Opp	Opponent
		L	Substitute Libero
		Pts	Points scored



MATCH RESULT

比赛结果表 / RÉSULTAT DU MATCH

P2

Match Duration: 1h07m
Spectators: 11,000

VEN vs POL
0 vs 3

Team	Sets	1	2	3	Total
VEN	0	12	12	20	44
POL	3	25	25	25	75
Playing Time		18m	20m	23m	1h01m

First Referee: JIRAKAKUL Janpen (THA)

Second Referee: SALAS Humberto (MEX)

VEN - Venezuela								
No	C/L	Name	1	2	3	4	5	Pts
1		PAZ Yessica	6	6	6			4
5		FRANCESCO Genesis			15			1
6	L	VALERO Maria	L	L	L			0
8		VILLAR Amarylis	10		10			2
9	C	ANDRADE Jayce	5	5	5			7
10		GLOD Desiree	2	2	2			7
12		QUIJADA Gheraldine	1					1
13		FLORIAN Shirley		3	3			1
14		BLANCO Aleoscar	3		1			0
15		PEREZ Maria Jose	4	4	4			4
17		ACOSTA Roslandy		1	1			2
18		ROMERO Wendy						0
Head Coach:		FERNANDEZ Tomas (CUB)						
Assistant Coach:		HENRIQUEZ Gineida (VEN)						

POL - Poland								
No	C/L	Name	1	2	3	4	5	Pts
1		SKOWRONSKA Katarzyna	3	3	3			9
2	L	ZENIK Mariola	L	L	L			0
4		GAJGAL Katarzyna	5	5	5			11
6		PODOLEC Anna						0
7		GLINKA Malgorzata	1	1	1			8
9		BEDNAREK Agnieszka	2	2	2			7
11		BARANSKA Anna		7	7			0
12		SADUREK Milena			1			0
13	C	ROSNER Milena	4	4	4			10
14		LIKTORAS Maria						0
17		KACZOR Joanna			18			2
18		SKORUPA Katarzyna	6	6	6			0
Head Coach:		BONITTA Marco (ITA)						
Assistant Coach:		MASACCI Mauro (ITA)						

TEAM AND PLAYER PERFORMANCES

Won	Total Atts	No	Name
23	84	Total Team	
6	21	9	ANDRADE Jayce
6	21	10	GLOD Desiree
3	14	15	PEREZ Maria Jose
6	27	Total Team	
1	6	13	FLORIAN Shirley
1	6	10	GLOD Desiree
1	5	15	PEREZ Maria Jose
0	46	Total Team	
15		Total Team	
44	157	Total Team	
7	33	10	GLOD Desiree

Scoring Skills
Spike
Block
Serve
Opp Error
Total
Best Scorer

Won	Total Atts	No	Name
33	69	Total Team	
9	11	4	GAJGAL Katarzyna
7	12	7	GLINKA Malgorzata
6	14	1	SKOWRONSKA Katarzyna
11	39	Total Team	
5	6	13	ROSNER Milena
2	9	9	BEDNAREK Agnieszka
2	8	4	GAJGAL Katarzyna
3	73	Total Team	
2	14	1	SKOWRONSKA Katarzyna
1	11	13	ROSNER Milena
28		Total Team	
75	181	Total Team	
11	29	4	GAJGAL Katarzyna

Legend:	Attempts	C	Team Captain	L	Libero Player	L	Substitute Libero
n	Starting Line-Up where n=starting position on Court (i.e. positions 1 to 6)						
nn	Substitute where nn=jersey number of out going player			Opp	Opponent	Pts	Points scored



MATCH RESULT

比赛结果表 / RÉSULTAT DU MATCH

P2

Match Duration: 2h16m
Spectators: 13,000

USA vs CHN
3 vs 2

Team	Sets	1	2	3	4	5	Total
USA	3	23	25	23	25	15	111
CHN	2	25	22	25	20	11	103
	Playing Time	27m	25m	29m	25m	18m	2h04m

First Referee: TUFEKCHIEV Konstantin (BUL)

Second Referee: SOKULLU Umit (TUR)

USA - United States								
No	C/L	Name	1	2	3	4	5	Pts
1		NNAMANI Ogonna	11					0
2		SCOTT-ARRUDA Danielle	3	3	3	3	3	19
3		HANEEF-PARK Tayyiba	4	4	4	11	4	9
4		BERG Lindsey	3			12		0
5		SYKORA Stacy	10	3				0
6	L	DAVIS Nicole	L	L	L	L	L	0
7		BOWN Heather	6	6	6	6	6	18
9		JOINES Jennifer						0
10		GLASS Kimberly	2	2	2	2	2	20
11	C	AH MOW-SANTOS Robyn	1	1	1	1	1	0
12		WILLOUGHBY Kim			3	4	3	3
15		TOM Logan	5	5	5	5	5	18
Head Coach: LANG Ping (CHN)								
Assistant Coach: WOODSTRA Susan (USA)								

CHN - China								
No	C/L	Name	1	2	3	4	5	Pts
1		WANG Yimei	4	4	4	4	4	22
2	C	FENG Kun	6	6	6	6	6	7
3		YANG Hao		1	11	11	11	6
4		LIU Yanan	1		1	1		0
5		WEI Qiuyue			2	2	2	0
6		XU Yunli	7	7				0
7		ZHOU Suhong	3	3	3	3	3	10
9		ZHAO Ruirui	5	17			17	2
10		XUE Ming	9	2	2	2	2	14
11		LI Juan	1	1	1	1	1	8
16	L	ZHANG Na	L	L	L	L	L	0
17		MA Yunwen	2	5	5	5	5	10
Head Coach: CHEN Zhonghe (CHN)								
Assistant Coach: YU Juemin (CHN)								

TEAM AND PLAYER PERFORMANCES

Won	Total Atts	No	Name
66	152	Total Team	
15	32	10	GLASS Kimberly
14	37	15	TOM Logan
14	26	2	SCOTT-ARRUDA Danielle
13	74	Total Team	
4	22	2	SCOTT-ARRUDA Danielle
4	12	7	BOWN Heather
3	11	10	GLASS Kimberly
8	111	Total Team	
3	21	7	BOWN Heather
2	22	10	GLASS Kimberly
2	16	15	TOM Logan
24		Total Team	
111	337	Total Team	
20	65	10	GLASS Kimberly

Scoring Skills
Spike
Block
Serve
Opp Error
Total
Best Scorer

Won	Total Atts	No	Name
59	165	Total Team	
22	57	1	WANG Yimei
8	25	11	LI Juan
8	20	7	ZHOU Suhong
14	68	Total Team	
5	20	10	XUE Ming
4	16	17	MA Yunwen
4	9	2	FENG Kun
6	103	Total Team	
2	18	10	XUE Ming
2	16	17	MA Yunwen
1	20	7	ZHOU Suhong
24		Total Team	
103	336	Total Team	
22	75	1	WANG Yimei

Legend:							
Atts	Attempts	C	Team Captain	L	Libero Player	L	Substitute Libero
n	Starting Line-Up where n=starting position on Court (i.e. positions 1 to 6)			Opp	Opponent	Pts	Points scored
nn	Substitute where nn=jersey number of out going player						



MATCH RESULT

比赛结果表 / RÉSULTAT DU MATCH

P2

Match Duration: 1h09m
Spectators: 5,000

JPN vs CUB
0 vs 3

Team	Sets	1	2	3	Total
JPN	0	17	22	22	61
CUB	3	25	25	25	75
Playing Time		19m	22m	22m	1h03m

First Referee: ZENOVICH Andrei (RUS)

Second Referee: MENGHINI Massimo (ITA)

JPN - Japan								
No	C/L	Name	1	2	3	4	5	Pts
1		KURIHARA Megumi	1	2	1			13
2		TAJIMI Asako		4	3			1
3	C	TAKESHITA Yoshie	2	3	2			1
4		OMURA Kanako						0
5		TAKAHASHI Miyuki	5	6	5			8
6	L	SANO Yuko	L	L	L			0
7		SUGIYAMA Sachiko	3		2			1
8		SAKURAI Yuka	5					0
9		KANO Miyuki						0
11		ARAKI Erika	6	1	6			10
12		KIMURA Saori	4	5	4			11
14		KAWAI Yuki						0
Head Coach:		YANAGIMOTO Shoichi (JPN)						
Assistant Coach:		BANDAIRA Mamoru (JPN)						

CUB - Cuba								
No	C/L	Name	1	2	3	4	5	Pts
1	C	RUIZ Yumilka	6	6	6			13
2		SANTOS Yanelis	5	5	5			8
3		CARRILLO Nancy	4	4	4			14
6		RAMIREZ Daimi	2	2	2			4
8		ORTIZ Yaima				12		0
9		SANCHEZ Rachel	1	1	1			4
10		HERRERA Yusleynis						0
11	L	MESA Liana	L	L	L			0
12		CALDERON Rosir	3	3	3			16
14		CARCACES Kenia						0
15		SILIE Yusidey						0
18		BARROS Zoila				9		1
Head Coach:		PERDOMO Antonio (CUB)						
Assistant Coach:		GEORGE Eugenio (CUB)						

TEAM AND PLAYER PERFORMANCES

Won	Total Atts	No	Name
38	80	Total Team	
12	25	1	KURIHARA Megumi
10	23	12	KIMURA Saori
7	14	5	TAKAHASHI Miyuki
2	31	Total Team	
1	9	11	ARAKI Erika
1	4	5	TAKAHASHI Miyuki
5	63	Total Team	
2	8	11	ARAKI Erika
1	14	3	TAKESHITA Yoshie
1	13	1	KURIHARA Megumi
16		Total Team	
61	174	Total Team	
13	41	1	KURIHARA Megumi

Scoring Skills
Spike
Block
Serve
Opp Error
Total
Best Scorer

Won	Total Atts	No	Name
51	74	Total Team	
15	18	12	CALDERON Rosir
13	16	1	RUIZ Yumilka
10	17	3	CARRILLO Nancy
6	35	Total Team	
2	12	3	CARRILLO Nancy
1	7	2	SANTOS Yanelis
1	4	9	SANCHEZ Rachel
3	73	Total Team	
2	12	3	CARRILLO Nancy
1	9	2	SANTOS Yanelis
15		Total Team	
75	182	Total Team	
16	39	12	CALDERON Rosir

Legend:			
Atts	Attempts	C	Team Captain
n	Starting Line-Up where n=starting position on Court (i.e. positions 1 to 6)	L	Libero Player
nn	Substitute where nn=jersey number of out going player	Opp	Opponent
		L	Substitute Libero
		Pts	Points scored



MATCH RESULT

比赛结果表 / RÉSULTAT DU MATCH

P2

Match Duration: 1h12m
Spectators: 3,500

CUB vs VEN
3 vs 0

Team	Sets	1	2	3	Total
CUB	3	25	25	25	75
VEN	0	20	20	19	59
Playing Time		22m	22m	22m	1h06m

First Referee: ZENOVICH Andrei (RUS)

Second Referee: TUFEKCHIEV Konstantin (BUL)

CUB - Cuba								
No	C/L	Name	1	2	3	4	5	Pts
1	C	RUIZ Yumilka	6	6	6			7
2		SANTOS Yanelis	5	5	5			8
3		CARRILLO Nancy	4	4	4			8
6		RAMIREZ Daimi	2	2	2			8
8		ORTIZ Yaima						0
9		SANCHEZ Rachel	1					2
10		HERRERA Yusleynis		1				2
11	L	MESA Liana	L	L	L			0
12		CALDERON Rosir	3	3				9
14		CARCACES Kenia		12	3			7
15		SILIE Yusidey						0
18		BARROS Zoila	9	1	1			9
Head Coach:		PERDOMO Antonio (CUB)						
Assistant Coach:		GEORGE Eugenio (CUB)						

VEN - Venezuela								
No	C/L	Name	1	2	3	4	5	Pts
1		PAZ Yessica	6	6	3			9
5		FRANCHESCO Genesis	15	15	1			1
6	L	VALERO Maria	L	L	L			0
8		VILLAR Amarylis			9			1
9	C	ANDRADE Jayce	5	5	5			5
10		GLOD Desiree	2	2	2			11
12		QUIJADA Gheraldine	1	1				2
13		FLORIAN Shirley	3	3	6			6
14		BLANCO Aleoscar						0
15		PEREZ Maria Jose	4	4				3
17		ACOSTA Roslandy	12	12	4			3
18		ROMERO Wendy						0
Head Coach:		FERNANDEZ Tomas (CUB)						
Assistant Coach:		HENRIQUEZ Gineida (VEN)						

TEAM AND PLAYER PERFORMANCES

Won	Total Atts	No	Name
41	73	Total Team	
7	9	18	BARROS Zoila
6	11	1	RUIZ Yumilka
6	10	14	CARCACES Kenia
11	46	Total Team	
3	10	6	RAMIREZ Daimi
2	12	3	CARRILLO Nancy
2	7	2	SANTOS Yanelis
8	74	Total Team	
2	12	18	BARROS Zoila
2	10	12	CALDERON Rosir
1	15	6	RAMIREZ Daimi
15		Total Team	
75	193	Total Team	
9	27	18	BARROS Zoila

Scoring Skills
Spike
Block
Serve
Opp Error
Total
Best Scorer

Won	Total Atts	No	Name
29	78	Total Team	
9	27	10	GLOD Desiree
5	13	1	PAZ Yessica
4	14	9	ANDRADE Jayce
4	31	Total Team	
1	7	13	FLORIAN Shirley
1	5	1	PAZ Yessica
1	4	15	PEREZ Maria Jose
8	60	Total Team	
3	13	1	PAZ Yessica
2	14	10	GLOD Desiree
2	6	12	QUIJADA Gheraldine
18		Total Team	
59	169	Total Team	
11	46	10	GLOD Desiree

Legend:			
Atts	Attempts	C	Team Captain
n	Starting Line-Up where n=starting position on Court (i.e. positions 1 to 6)	L	Libero Player
nn	Substitute where nn=jersey number of out going player	Opp	Opponent
		L	Substitute Libero
		Pts	Points scored



MATCH RESULT

比赛结果表 / RÉSULTAT DU MATCH

P2

Match Duration: 2h13m
Spectators: 11,000

POL vs USA
2 vs 3

Team	Sets	1	2	3	4	5	Total
POL	2	25	21	25	19	13	103
USA	3	18	25	19	25	15	102
	Playing Time	23m	25m	27m	26m	20m	2h01m

First Referee: AL-NAAMA Ibrahim (QAT)

Second Referee: FRANCISCO de SOUZA Laert (BRA)

POL - Poland							
No	C/L	Name	1	2	3	4	5 Pts
1		SKOWRONSKA Katarzyna	5	4	5	4	2 27
2	L	ZENIK Mariola	L	L	L	L	L 0
4		GAJGAL Katarzyna	1	6	1	6	4 7
6		PODOLEC Anna		13		1	13 2
7		GLINKA Malgorzata	3	2	3	2	6 14
9		BEDNAREK Agnieszka	4	3	4	3	1 12
11		BARANSKA Anna		7			0
12		SADUREK Milena					0
13	C	ROSNER Milena	6	5	6	5	3 12
14		LIKTORAS Maria					0
17		KACZOR Joanna					0
18		SKORUPA Katarzyna	2	1	2	1	5 3
Head Coach: BONITTA Marco (ITA)							
Assistant Coach: MASACCI Mauro (ITA)							

USA - United States							
No	C/L	Name	1	2	3	4	5 Pts
1		NNAMANI Ogonna	10	2	2	4	4 17
2		SCOTT-ARRUDA Danielle	3	3	3		9 4
3		HANEEF-PARK Tayyiba	4	4			3
4		BERG Lindsey		1	12	1	1 0
5		SYKORA Stacy				12	0
6	L	DAVIS Nicole	L	L	L	L	L 0
7		BOWN Heather	6	6	6	6	6 11
9		JOINES Jennifer			2	3	3 4
10		GLASS Kimberly	2		11	4	4 5
11	C	AH MOW-SANTOS Robyn	1	3	1	1	1 0
12		WILLOUGHBY Kim		4	4	2	2 9
15		TOM Logan	5	5	5	5	5 25
Head Coach: LANG Ping (CHN)							
Assistant Coach: WOODSTRA Susan (USA)							

TEAM AND PLAYER PERFORMANCES

Won	Total Atts	No	Name
64	155	Total Team	
23	57	1	SKOWRONSKA Katarzyna
13	37	7	GLINKA Malgorzata
12	26	13	ROSNER Milena
3	74	Total Team	
2	20	9	BEDNAREK Agnieszka
1	23	4	GAJGAL Katarzyna
10	104	Total Team	
4	18	1	SKOWRONSKA Katarzyna
2	24	9	BEDNAREK Agnieszka
2	17	18	SKORUPA Katarzyna
26		Total Team	
103	333	Total Team	
27	82	1	SKOWRONSKA Katarzyna

Scoring Skills
Spike
Block
Serve
Opp Error
Total
Best Scorer

Won	Total Atts	No	Name
58	143	Total Team	
18	39	15	TOM Logan
11	31	1	NNAMANI Ogonna
10	21	7	BOWN Heather
13	89	Total Team	
6	22	15	TOM Logan
3	15	1	NNAMANI Ogonna
2	14	2	SCOTT-ARRUDA Danielle
7	101	Total Team	
3	19	1	NNAMANI Ogonna
2	21	12	WILLOUGHBY Kim
1	12	15	TOM Logan
24		Total Team	
102	333	Total Team	
25	73	15	TOM Logan

Legend:			
Atts	Attempts	C	Team Captain
n	Starting Line-Up where n=starting position on Court (i.e. positions 1 to 6)	L	Libero Player
nn	Substitute where nn=jersey number of out going player	Opp	Opponent
		L	Substitute Libero
		Pts	Points scored



MATCH RESULT

比赛结果表 / RÉSULTAT DU MATCH

P2

Match Duration: 1h13m
Spectators: 13,000

CHN vs JPN
3 vs 0

Team	Sets	1	2	3	Total
CHN	3	26	25	25	76
JPN	0	24	16	14	54
Playing Time		25m	22m	20m	1h07m

First Referee: KIM Kun-Tae (KOR)

Second Referee: JIRAKAKUL Janpen (THA)

CHN - China								
No	C/L	Name	1	2	3	4	5	Pts
1		WANG Yimei	1	1	1			15
2	C	FENG Kun	6					0
3		YANG Hao	4					0
4		LIU Yanan	1	1	1			0
5		WEI Qiuyue	2	6	6			5
6		XU Yunli						0
7		ZHOU Suhong	3	3	3			12
9		ZHAO Ruirui	5		17			4
10		XUE Ming	9	2	2			9
11		LI Juan	3	4	4			10
16	L	ZHANG Na	L	L	L			0
17		MA Yunwen	2	5	5			11
Head Coach:		CHEN Zhonghe (CHN)						
Assistant Coach:		YU Juemin (CHN)						

JPN - Japan								
No	C/L	Name	1	2	3	4	5	Pts
1		KURIHARA Megumi	6	9	6			7
2		TAJIMI Asako	5					0
3	C	TAKESHITA Yoshie	1	1	1			0
4		OMURA Kanako	3		1			3
5		TAKAHASHI Miyuki	4	4	4			6
6	L	SANO Yuko	L	L	L			0
7		SUGIYAMA Sachiko	2	2	2			3
8		SAKURAI Yuka						0
9		KANO Miyuki	1	6				2
11		ARAKI Erika	5	5	5			10
12		KIMURA Saori	3	3	3			6
14		KAWAI Yuki						0
Head Coach:		YANAGIMOTO Shoichi (JPN)						
Assistant Coach:		BANDAIRA Mamoru (JPN)						

TEAM AND PLAYER PERFORMANCES

Won	Total Atts	No	Name
41	94	Total Team	
12	18	1	WANG Yimei
9	13	7	ZHOU Suhong
7	16	17	MA Yunwen
18	61	Total Team	
4	11	10	XUE Ming
3	14	17	MA Yunwen
3	12	5	WEI Qiuyue
7	74	Total Team	
3	15	7	ZHOU Suhong
1	14	10	XUE Ming
1	14	11	LI Juan
10		Total Team	
76	229	Total Team	
15	31	1	WANG Yimei

Scoring Skills
Spike
Block
Serve
Opp Error
Total
Best Scorer

Won	Total Atts	No	Name
29	106	Total Team	
7	23	11	ARAKI Erika
6	24	12	KIMURA Saori
6	21	5	TAKAHASHI Miyuki
7	36	Total Team	
3	12	11	ARAKI Erika
3	11	1	KURIHARA Megumi
1	1	4	OMURA Kanako
1	56	Total Team	
1	4	1	KURIHARA Megumi
17		Total Team	
54	198	Total Team	
10	41	11	ARAKI Erika

Legend:							
Atts	Attempts	C	Team Captain	L	Libero Player	L	Substitute Libero
n	Starting Line-Up where n=starting position on Court (i.e. positions 1 to 6)						
nn	Substitute where nn=jersey number of out going player			Opp	Opponent	Pts	Points scored



MATCH RESULT

比赛结果表 / RÉSULTAT DU MATCH

P2

Match Duration: 1h44m
Spectators: 3,100

ITA vs RUS
3 vs 1

Team	Sets	1	2	3	4	Total
ITA	3	25	17	25	25	92
RUS	1	20	25	16	23	84
Playing Time		24m	25m	21m	25m	1h35m

First Referee: LEUTHAUSER Frank (GER)

Second Referee: ZAHORCOVA Karin (CZE)

ITA - Italy								
No	C/L	Name	1	2	3	4	5	Pts
3		CROCE Paola	11				11	1
4		CENTONI Nadia	6	6	6	6		16
7		GUIGGI Martina	14	14	5	5		4
8		BARAZZA Jenny	5	5	14	14		2
9		SECOLO Manuela		11				1
10	L	CARDULLO Paola	L	L	L	L		0
11		ORTOLANI Serena	4	4	4	4		16
12		PICCININI Francesca	1	1	1	1		7
13		FERRETTI Francesca		4				0
14	C	LO BIANCO Eleonora	3	3	3	3		2
17		GIOLI Simona	2	2	2	2		13
Head Coach:		BARBOLINI Massimo (ITA)						
Assistant Coach:		BRACCI Marco (ITA)						

RUS - Russian Federation								
No	C/L	Name	1	2	3	4	5	Pts
1		BORODAKOVA Maria	6	2	2			3
3		ALIMOVA Natalia	3	5	5	5		8
4		FATEEVA Olga	12	11	5	18		0
5		SHASHKOVA Liubov	1	3	3	3		13
6		GODINA Elena						0
8		ESTES Evgenia	4	6	6	6		14
11		GAMOVA Ekaterina	2	4	4	4		18
12	C	SHESHENINA Marina	5	1	18	11		0
14	L	KABESHOVA Ekaterina	L	L	L	L		0
15		PASYNKOVA Alexandra						0
16		MERKULOVA Yulia				1	2	1
18		AKULOVA Marina	11	12	1	1		2
Head Coach:		CAPRARA Giovanni (ITA)						
Assistant Coach:		KIRILLOVA Irina (RUS)						

TEAM AND PLAYER PERFORMANCES

Won	Total Atts	No	Name
53	138	Total Team	
16	27	11	ORTOLANI Serena
15	52	4	CENTONI Nadia
10	19	17	GIOLI Simona
8	46	Total Team	
3	14	17	GIOLI Simona
2	7	14	LO BIANCO Eleonora
1	8	4	CENTONI Nadia
1	91	Total Team	
1	2	3	CROCE Paola
30		Total Team	
92	275	Total Team	
16	73	4	CENTONI Nadia

Scoring Skills
Spike
Block
Serve
Opp Error
Total
Best Scorer

Won	Total Atts	No	Name
44	137	Total Team	
13	41	11	GAMOVA Ekaterina
12	36	5	SHASHKOVA Liubov
12	30	8	ESTES Evgenia
12	61	Total Team	
4	8	11	GAMOVA Ekaterina
3	17	3	ALIMOVA Natalia
2	14	1	BORODAKOVA Maria
3	84	Total Team	
1	16	11	GAMOVA Ekaterina
1	16	8	ESTES Evgenia
1	11	1	BORODAKOVA Maria
25		Total Team	
84	282	Total Team	
18	65	11	GAMOVA Ekaterina

Legend:			
Atts	Attempts	C	Team Captain
n	Starting Line-Up where n=starting position on Court (i.e. positions 1 to 6)	L	Libero Player
nn	Substitute where nn=jersey number of out going player	Opp	Opponent
		L	Substitute Libero
		Pts	Points scored



MATCH RESULT

比赛结果表 / RÉSULTAT DU MATCH

P2

Match Duration: 1h38m
Spectators: 1,800

SRB vs KAZ
3 vs 1

Team	Sets	1	2	3	4	Total
SRB	3	25	25	23	25	98
KAZ	1	21	17	25	21	84
Playing Time		22m	21m	24m	22m	1h29m

First Referee: DAVIDSON Mitch (CAN)

Second Referee: RODRIGUEZ Victor Manuel (PUR)

SRB - Serbia								
No	C/L	Name	1	2	3	4	5	Pts
1		NIKOLIC Jelena	1	1	1	1		20
2		BRAKOCEVIC Jovana	3	3	3	3		20
3		DJERISILO Ivana	4	4	4			7
5		KRSMANOVIC Natasa	2	2	2	2		6
7		MOLNAR Brizitka						0
9		VESOVIC Jovana			3	4		4
10		OGNJENOVIC Maja	6	6	6	6		6
11	C	CITAKOVIC Vesna	5	5	5	5		11
13		SIMANIC Maja						0
15		MALAGURSKI Sanja			2	1		0
17		VELJKOVIC Stefana			5			0
18	L	CEBIC Suzana	L	L	L	L		0
Head Coach:		TERZIC Zoran (SRB)						
Assistant Coach:		PROTIC Nebojsa (SRB)						

KAZ - Kazakhstan								
No	C/L	Name	1	2	3	4	5	Pts
1		ZHUKOVA Natalya	6	1	6	1		11
2		PYUROVA Tatyana						0
4		KARPOVA Olga	3	4	3	4		4
5		KUTSKO Yuliya						0
6		NASEDKINA Olga				4		2
8		ISHIMTSEVA Korrina		9	1	2		7
9		ILYUCHSHENKO Xeniya	1	2				1
10	L	EZAU Yelena	L	L	L	L		0
11		GRUSHKO Olga	5	6	5	6		6
12		ZAITSEVA Irina						0
13	C	PAVLOVA Yelena	2	3	2	3		16
16		MATVEYEVA Inna	4	5	4	5		11
Head Coach:		ZHURAVLEV Viktor (KAZ)						
Assistant Coach:		MATSVEYEU Dzianis (BLR)						

TEAM AND PLAYER PERFORMANCES

Won	Total Atts	No	Name
54	117	Total Team	
16	27	1	NIKOLIC Jelena
14	33	2	BRAKOCEVIC Jovana
7	14	11	CITAKOVIC Vesna
16	59	Total Team	
4	9	1	NIKOLIC Jelena
4	8	11	CITAKOVIC Vesna
3	11	2	BRAKOCEVIC Jovana
4	97	Total Team	
3	18	2	BRAKOCEVIC Jovana
1	14	5	KRSMANOVIC Natasa
24		Total Team	
98	273	Total Team	
20	62	2	BRAKOCEVIC Jovana

Scoring Skills
Spike
Block
Serve
Opp Error
Total
Best Scorer

Won	Total Atts	No	Name
42	118	Total Team	
15	37	13	PAVLOVA Yelena
7	22	16	MATVEYEVA Inna
6	20	11	GRUSHKO Olga
12	46	Total Team	
5	16	1	ZHUKOVA Natalya
4	8	8	ISHIMTSEVA Korrina
1	7	16	MATVEYEVA Inna
4	85	Total Team	
3	22	16	MATVEYEVA Inna
1	10	4	KARPOVA Olga
26		Total Team	
84	249	Total Team	
16	55	13	PAVLOVA Yelena

Legend:			
Atts	Attempts	C	Team Captain
n	Starting Line-Up where n=starting position on Court (i.e. positions 1 to 6)	L	Libero Player
nn	Substitute where nn=jersey number of out going player	Opp	Opponent
		L	Substitute Libero
		Pts	Points scored



MATCH RESULT

比赛结果表 / RÉSULTAT DU MATCH

P2

Match Duration: 1h03m
Spectators: 12,000

ALG vs BRA
0 vs 3

Team	Sets	1	2	3	Total
ALG	0	11	11	10	32
BRA	3	25	25	25	75
Playing Time		19m	19m	19m	57m

First Referee: LIU Jiang (CHN)

Second Referee: AL-NAAMA Ibrahim (QAT)

ALG - Algeria								
No	C/L	Name	1	2	3	4	5	Pts
1		HENNAOUI Melinda						0
2		HENNAOUI Sehryne						0
4		BENHAMOUDA Saleha	1	1	1			4
7		ROUABHIA Raouya		9	3			2
9	C	MADANI Narimene	3	3				3
10		OUKAZI Fatima Zahra	5	5	5			0
11		ABDERRAHIM Mouni	2	2	2			4
12		BOUKHIMA Safia						0
13	L	MANSOURI Nawal	L	L	L			0
14		TSABET Faiza	6	6	6			4
17		OULMOU Lydia	4	4	4			5
18		AISSOU Tassadit						0
Head Coach:		IKHEDJI Mouloud (ALG)						
Assistant Coach:		BOUSAID Salah (ALG)						

BRA - Brazil								
No	C/L	Name	1	2	3	4	5	Pts
1		OLIVEIRA Walewska	6	6	6			10
2		ALBUQUERQUE Carolina						0
3		STEINBRECHER Marianne	2	2				7
4		PEQUENO Paula	5	5	5			10
6		MENEZES Thaisa			3			6
7	C	SOUZA Helia	1	1	1			0
8		MENEZES Valeska						0
9		CLAUDINO Fabiana	3	3				11
10		GONZAGA Welissa				4		2
12		CARVALHO Jaqueline			2			2
13		CASTRO Sheilla	4	4	4			9
14	L	de OLIVEIRA Fabiana	L	L	L			0
Head Coach:		GUIMARAES Jose Roberto (BRA)						
Assistant Coach:		BARROS JUNIOR Paulo (BRA)						

TEAM AND PLAYER PERFORMANCES

Won	Total Atts	No	Name
19	81	Total Team	
4	14	17	OULMOU Lydia
4	8	4	BENHAMOUDA Saleha
3	19	11	ABDERRAHIM Mouni
1	16	Total Team	
1	2	11	ABDERRAHIM Mouni
2	34	Total Team	
1	6	17	OULMOU Lydia
1	4	14	TSABET Faiza
10		Total Team	
32	131	Total Team	
5	25	17	OULMOU Lydia

Scoring Skills
Spike
Block
Serve
Opp Error
Total
Best Scorer

Won	Total Atts	No	Name
35	61	Total Team	
8	13	4	PEQUENO Paula
8	8	9	CLAUDINO Fabiana
5	9	3	STEINBRECHER Marianne
17	43	Total Team	
6	11	13	CASTRO Sheilla
4	11	1	OLIVEIRA Walewska
2	6	9	CLAUDINO Fabiana
5	73	Total Team	
2	7	6	MENEZES Thaisa
1	12	1	OLIVEIRA Walewska
1	7	4	PEQUENO Paula
18		Total Team	
75	177	Total Team	
11	20	9	CLAUDINO Fabiana

Legend:			
Atts	Attempts	C	Team Captain
L	Libero Player	L	Substitute Libero
n	Starting Line-Up where n=starting position on Court (i.e. positions 1 to 6)	Opp	Opponent
nn	Substitute where nn=jersey number of out going player	Pts	Points scored



MATCH RESULT

比赛结果表 / RÉSULTAT DU MATCH

P2

Match Duration: 1h07m
Spectators: 3,100

ALG vs SRB
0 vs 3

Team	Sets	1	2	3	Total
ALG	0	14	13	13	40
SRB	3	25	25	25	75
Playing Time		21m	18m	22m	1h01m

First Referee: JIRAKAKUL Janpen (THA)

Second Referee: LIU Jiang (CHN)

ALG - Algeria								
No	C/L	Name	1	2	3	4	5	Pts
1		HENNAOUI Melinda						0
2		HENNAOUI Sehryne						0
4		BENHAMOUDA Saleha	1	1	2			3
7		ROUABHIA Raouya			17			0
9	C	MADANI Narimene	3					0
10		OUKAZI Fatima Zahra	5	5	6			1
11		ABDERRAHIM Mouni	2	2	3			5
12		BOUKHIMA Safia	9		18			0
13	L	MANSOURI Nawal	L	L	L			0
14		TSABET Faiza	6	6	4			5
17		OULMOU Lydia	4	4	5			11
18		AISSOU Tassadit		3	1			0
Head Coach:			IKHEDJI Mouloud (ALG)					
Assistant Coach:			BOUSAID Salah (ALG)					

SRB - Serbia								
No	C/L	Name	1	2	3	4	5	Pts
1		NIKOLIC Jelena	4	1				7
2		BRAKOCEVIC Jovana	6	3	6			11
3		DJERISILO Ivana	1	4	4			13
5		KRSMANOVIC Natasa	5	2	2			9
7		MOLNAR Brizitka		1				0
9		VESOVIC Jovana			1			3
10		OGNJENOVIC Maja	3	6	3			6
11	C	CITAKOVIC Vesna	2	5				9
13		SIMANIC Maja						0
15		MALAGURSKI Sanja						0
17		VELJKOVIC Stefana			5			1
18	L	CEBIC Suzana	L	L	L			0
Head Coach:			TERZIC Zoran (SRB)					
Assistant Coach:			PROTIC Nebojsa (SRB)					

TEAM AND PLAYER PERFORMANCES

Won	Total Atts	No	Name
18	81	Total Team	
9	18	17	OULMOU Lydia
5	26	14	TSABET Faiza
4	14	11	ABDERRAHIM Mouni
4	28	Total Team	
2	12	17	OULMOU Lydia
1	4	4	BENHAMOUDA Saleha
1	3	11	ABDERRAHIM Mouni
3	41	Total Team	
2	14	4	BENHAMOUDA Saleha
1	5	10	OUKAZI Fatima Zahra
15		Total Team	
40	150	Total Team	
11	35	17	OULMOU Lydia

Scoring Skills
Spike
Block
Serve
Opp Error
Total
Best Scorer

Won	Total Atts	No	Name
39	90	Total Team	
10	22	3	DJERISILO Ivana
8	25	2	BRAKOCEVIC Jovana
6	8	11	CITAKOVIC Vesna
14	38	Total Team	
4	10	5	KRSMANOVIC Natasa
3	5	11	CITAKOVIC Vesna
2	7	3	DJERISILO Ivana
6	74	Total Team	
3	18	2	BRAKOCEVIC Jovana
1	14	5	KRSMANOVIC Natasa
1	14	10	OGNJENOVIC Maja
16		Total Team	
75	202	Total Team	
13	41	3	DJERISILO Ivana

Legend:			
Atts	Attempts	C	Team Captain
n	Starting Line-Up where n=starting position on Court (i.e. positions 1 to 6)	L	Libero Player
nn	Substitute where nn=jersey number of out going player	Opp	Opponent
		L	Substitute Libero
		Pts	Points scored



MATCH RESULT

比赛结果表 / RÉSULTAT DU MATCH

P2

Match Duration: 1h06m
Spectators: 3,100

KAZ vs ITA
0 vs 3

Team	Sets	1	2	3	Total
KAZ	0	19	15	21	55
ITA	3	25	25	25	75
Playing Time		19m	20m	21m	1h00m

First Referee: SALVATORE Patricia (USA)

Second Referee: SALAS Humberto (MEX)

KAZ - Kazakhstan								
No	C/L	Name	1	2	3	4	5	Pts
1		ZHUKOVA Natalya	6	1	6			5
2		PYUROVA Tatyana		11	5			4
4		KARPOVA Olga	3	4				4
5		KUTSKO Yuliya	11		4			2
6		NASSEDKINA Olga		4	3			4
8		ISHIMTSEVA Korrina	9		1			1
9		ILYUCHSHENKO Xeniya	1	2				2
10	L	EZAU Yelena	L	L	L			0
11		GRUSHKO Olga	5	6				2
12		ZAITSSEVA Irina						0
13	C	PAVLOVA Yelena	2	3	2			12
16		MATVEYEVA Inna	4	5				5
Head Coach:		ZHURAVLEV Viktor (KAZ)						
Assistant Coach:		MATSVEYEU Dzianis (BLR)						

ITA - Italy								
No	C/L	Name	1	2	3	4	5	Pts
3		CROCE Paola	11					0
4		CENTONI Nadia	6	6				7
7		GUIGGI Martina						0
8		BARAZZA Jenny	5	5	5			9
9		SECOLO Manuela			14			0
10	L	CARDULLO Paola	L	L	L			0
11		ORTOLANI Serena	4	4	6			11
12		PICCININI Francesca	1	1	1			12
13		FERRETTI Francesca			11			0
14	C	LO BIANCO Eleonora	3	3	3			2
16		AGUERO Taismary		11	4			5
17		GIOLI Simona	2	2	2			10
Head Coach:		BARBOLINI Massimo (ITA)						
Assistant Coach:		BRACCI Marco (ITA)						

TEAM AND PLAYER PERFORMANCES

Won	Total Atts	No	Name
33	84	Total Team	
12	24	13	PAVLOVA Yelena
4	15	16	MATVEYEVA Inna
4	6	2	PYUROVA Tatyana
6	37	Total Team	
1	5	6	NASSEDKINA Olga
1	4	4	KARPOVA Olga
1	3	9	ILYUCHSHENKO Xeniya
2	57	Total Team	
2	11	1	ZHUKOVA Natalya
14		Total Team	
55	178	Total Team	
12	41	13	PAVLOVA Yelena

Scoring Skills
Spike
Block
Serve
Opp Error
Total
Best Scorer

Won	Total Atts	No	Name
47	88	Total Team	
11	19	12	PICCININI Francesca
10	16	11	ORTOLANI Serena
8	17	17	GIOLI Simona
8	39	Total Team	
2	11	8	BARAZZA Jenny
2	7	17	GIOLI Simona
1	9	11	ORTOLANI Serena
1	73	Total Team	
1	16	14	LO BIANCO Eleonora
19		Total Team	
75	200	Total Team	
12	32	12	PICCININI Francesca

Legend:	Attempts	C	Team Captain	L	Libero Player	L	Substitute Libero
n	Starting Line-Up where n=starting position on Court (i.e. positions 1 to 6)						
nn	Substitute where nn=jersey number of out going player						
	Opp	Opponent	Pts	Points scored			



MATCH RESULT

比赛结果表 / RÉSULTAT DU MATCH

P2

Match Duration: 1h10m
Spectators: 12,000

BRA vs RUS
3 vs 0

Team	Sets	1	2	3	Total
BRA	3	25	25	25	75
RUS	0	14	14	16	44
Playing Time		22m	22m	20m	1h04m

First Referee: SAKAIDE Osamu (JPN)

Second Referee: WANG Ning (CHN)

BRA - Brazil								
No	C/L	Name	1	2	3	4	5	Pts
1		OLIVEIRA Walewska	2	1	2			6
2		ALBUQUERQUE Carolina						0
3		STEINBRECHER Marianne	4	3	4			10
4		PEQUENO Paula	1	6	1			13
6		MENEZES Thaisa		7	9			1
7	C	SOUZA Helia	3	2	3			1
8		MENEZES Valeska						0
9		CLAUDINO Fabiana	5	4	5			14
10		GONZAGA Welissa	9	9				1
12		CARVALHO Jaqueline				4		0
13		CASTRO Sheilla	6	5	6			11
14	L	de OLIVEIRA Fabiana	L	L	L			0
Head Coach:		GUIMARAES Jose Roberto (BRA)						
Assistant Coach:		BARROS JUNIOR Paulo (BRA)						

RUS - Russian Federation								
No	C/L	Name	1	2	3	4	5	Pts
1		BORODAKOVA Maria	2	4	2			3
3		ALIMOVA Natalia	5	1	5			4
4		FATEEVA Olga						0
5		SHASHKOVA Liubov	3	5	3			7
6		GODINA Elena	12	5	11			2
8		ESTES Evgenia	6	2	6			4
11		GAMOVA Ekaterina	4	6	4			10
12	C	SHESHENINA Marina	1	3	1			2
14	L	KABESHOVA Ekaterina	L	L	L			0
15		PASYNKOVA Alexandra		11				2
16		MERKULOVA Yulia		1				0
18		AKULOVA Marina	11		12			0
Head Coach:		CAPRARA Giovanni (ITA)						
Assistant Coach:		KIRILLOVA Irina (RUS)						

TEAM AND PLAYER PERFORMANCES

Won	Total Atts	No	Name
48	85	Total Team	
11	22	4	PEQUENO Paula
11	13	9	CLAUDINO Fabiana
10	21	13	CASTRO Sheilla
6	29	Total Team	
3	8	9	CLAUDINO Fabiana
2	8	4	PEQUENO Paula
1	2	3	STEINBRECHER Marianne
3	73	Total Team	
1	19	3	STEINBRECHER Marianne
1	13	13	CASTRO Sheilla
1	5	10	GONZAGA Welissa
18		Total Team	
75	187	Total Team	
14	26	9	CLAUDINO Fabiana

Scoring Skills
Spike
Block
Serve
Opp Error
Total
Best Scorer

Won	Total Atts	No	Name
26	95	Total Team	
8	29	11	GAMOVA Ekaterina
6	18	5	SHASHKOVA Liubov
4	9	3	ALIMOVA Natalia
6	27	Total Team	
2	9	1	BORODAKOVA Maria
2	5	11	GAMOVA Ekaterina
1	5	5	SHASHKOVA Liubov
2	46	Total Team	
1	9	12	SHESHENINA Marina
1	9	8	ESTES Evgenia
10		Total Team	
44	168	Total Team	
10	38	11	GAMOVA Ekaterina

Legend:	Attempts	C	Team Captain	L	Libero Player	L	Substitute Libero
n	Starting Line-Up where n=starting position on Court (i.e. positions 1 to 6)						
nn	Substitute where nn=jersey number of out going player						
	Opp	Opponent	Pts	Points scored			



MATCH RESULT

比赛结果表 / RÉSULTAT DU MATCH

P2

Match Duration: 1h00m
Spectators: 3,400

ITA vs ALG
3 vs 0

Team	Sets	1	2	3	Total
ITA	3	25	25	25	75
ALG	0	7	20	12	39
Playing Time		17m	19m	18m	54m

First Referee: ZAHORCOVA Karin (CZE)

Second Referee: JIRAKAKUL Janpen (THA)

ITA - Italy								
No	C/L	Name	1	2	3	4	5	Pts
3		CROCE Paola			11			0
4		CENTONI Nadia	4	4	6			16
7		GUIGGI Martina	6	6	2			8
8		BARAZZA Jenny	3	3	5			9
9		SECOLO Manuela	5	5	1			9
10	L	CARDULLO Paola	L	L	L			0
11		ORTOLANI Serena		4	4			8
12		PICCININI Francesca						0
13		FERRETTI Francesca	1	1	3			1
14	C	LO BIANCO Eleonora						0
16		AGUERO Taismary	2	2				11
17		GIOLI Simona						0
Head Coach:		BARBOLINI Massimo (ITA)						
Assistant Coach:		BRACCI Marco (ITA)						

ALG - Algeria								
No	C/L	Name	1	2	3	4	5	Pts
1		HENNAOUI Melinda						0
2		HENNAOUI Sehryne						0
4		BENHAMOUDA Saleha	1	1	1			1
7		ROUABHIA Raouya						0
9	C	MADANI Narimene	12	6	6			2
10		OUKAZI Fatima Zahra	5	5	5			3
11		ABDERRAHIM Mouni	2	2	2			5
12		BOUKHIMA Safia	3					0
13	L	MANSOURI Nawal	L	L	L			0
14		TSABET Faiza	6	3	3			4
17		OULMOU Lydia	4	4	4			8
18		AISSOU Tassadit						0
Head Coach:		IKHEDJI Mouloud (ALG)						
Assistant Coach:		BOUSAID Salah (ALG)						

TEAM AND PLAYER PERFORMANCES

Won	Total Atts	No	Name
47	73	Total Team	
15	20	4	CENTONI Nadia
8	16	9	SECOLO Manuela
7	12	16	AGUERO Taismary
11	32	Total Team	
4	10	7	GUIGGI Martina
3	9	8	BARAZZA Jenny
1	4	9	SECOLO Manuela
4	73	Total Team	
3	16	16	AGUERO Taismary
1	4	11	ORTOLANI Serena
13		Total Team	
75	178	Total Team	
16	34	4	CENTONI Nadia

Scoring Skills
Spike
Block
Serve
Opp Error
Total
Best Scorer

Won	Total Atts	No	Name
17	79	Total Team	
6	20	17	OULMOU Lydia
4	23	14	TSABET Faiza
4	14	11	ABDERRAHIM Mouni
4	30	Total Team	
2	14	17	OULMOU Lydia
1	3	10	OUKAZI Fatima Zahra
1	3	11	ABDERRAHIM Mouni
2	41	Total Team	
1	9	4	BENHAMOUDA Saleha
1	5	10	OUKAZI Fatima Zahra
16		Total Team	
39	150	Total Team	
8	38	17	OULMOU Lydia

Legend:			
Atts	Attempts	C	Team Captain
n	Starting Line-Up where n=starting position on Court (i.e. positions 1 to 6)	L	Libero Player
nn	Substitute where nn=jersey number of out going player	Opp	Opponent
		L	Substitute Libero
		Pts	Points scored



MATCH RESULT

比赛结果表 / RÉSULTAT DU MATCH

P2

Match Duration: 1h14m
Spectators: 12,000

RUS vs KAZ
3 vs 0

Team	Sets	1	2	3	Total
RUS	3	25	25	25	75
KAZ	0	19	18	11	48
Playing Time		24m	23m	21m	1h08m

First Referee: LIU Jiang (CHN)

Second Referee: SALVATORE Patricia (USA)

RUS - Russian Federation								
No	C/L	Name	1	2	3	4	5	Pts
1		BORODAKOVA Maria						0
3		ALIMOVA Natalia	5	5	5			13
4		FATEEVA Olga	12	12				3
5		SHASHKOVA Liubov	3	3	3			13
6		GODINA Elena						0
8		ESTES Evgenia	6	6	6			7
11		GAMOVA Ekaterina	4	4	4			14
12	C	SHESHENINA Marina	1	1	1			1
14	L	KABESHOVA Ekaterina	L	L	L			0
15		PASYNKOVA Alexandra			3			0
16		MERKULOVA Yulia	2	2	2			8
18		AKULOVA Marina	11	11	12			1
Head Coach:		CAPRARA Giovanni (ITA)						
Assistant Coach:		KIRILLOVA Irina (RUS)						

KAZ - Kazakhstan								
No	C/L	Name	1	2	3	4	5	Pts
1		ZHUKOVA Natalya	6	1	2			6
2		PYUROVA Tatyana		6				0
4		KARPOVA Olga		6	5			2
5		KUTSKO Yuliya		16	6			0
6		NASSEDKINA Olga	3	4	4			7
8		ISHIMTSEVA Korrina	1	2				0
9		ILYUCHSHENKO Xeniya			3			0
10	L	EZAU Yelena	L	L	L			0
11		GRUSHKO Olga	5	2	1			3
12		ZAITSEVA Irina	6					0
13	C	PAVLOVA Yelena	2	3	4			17
16		MATVEYEVA Inna	4	5				3
Head Coach:		ZHURAVLEV Viktor (KAZ)						
Assistant Coach:		MATSVEYEU Dzianis (BLR)						

TEAM AND PLAYER PERFORMANCES

Won	Total Atts	No	Name
43	87	Total Team	
12	22	11	GAMOVA Ekaterina
11	22	5	SHASHKOVA Liubov
8	16	3	ALIMOVA Natalia
11	39	Total Team	
5	12	3	ALIMOVA Natalia
2	8	11	GAMOVA Ekaterina
2	6	16	MERKULOVA Yulia
6	73	Total Team	
3	21	16	MERKULOVA Yulia
2	15	5	SHASHKOVA Liubov
1	4	18	AKULOVA Marina
15		Total Team	
75	199	Total Team	
14	41	11	GAMOVA Ekaterina

Scoring Skills
Spike
Block
Serve
Opp Error
Total
Best Scorer

Won	Total Atts	No	Name
29	99	Total Team	
13	38	13	PAVLOVA Yelena
5	11	6	NASSEDKINA Olga
3	16	11	GRUSHKO Olga
9	34	Total Team	
4	9	13	PAVLOVA Yelena
3	10	1	ZHUKOVA Natalya
2	7	6	NASSEDKINA Olga
0	50	Total Team	
10		Total Team	
48	183	Total Team	
17	56	13	PAVLOVA Yelena

Legend:			
Atts	Attempts	C	Team Captain
n	Starting Line-Up where n=starting position on Court (i.e. positions 1 to 6)	L	Libero Player
nn	Substitute where nn=jersey number of out going player	Opp	Opponent
		L	Substitute Libero
		Pts	Points scored



MATCH RESULT

比赛结果表 / RÉSULTAT DU MATCH

P2

Match Duration: 1h13m
Spectators: 11,000

SRB vs BRA
0 vs 3

Team	Sets	1	2	3	Total
SRB	0	15	13	23	51
BRA	3	25	25	25	75
Playing Time		21m	20m	26m	1h07m

First Referee: KIM Kun-Tae (KOR)

Second Referee: LODERUS Frans (NED)

SRB - Serbia								
No	C/L	Name	1	2	3	4	5	Pts
1		NIKOLIC Jelena	1	1	4			14
2		BRAKOCEVIC Jovana	3	3	6			7
3		DJERISILO Ivana	4	4				7
5		KRSMANOVIC Natasa	2	2				3
7		MOLNAR Brizitka						0
9		VESOVIC Jovana		3	1			3
10		OGNJENOVIC Maja	6	6	3			2
11	C	CITAKOVIC Vesna	5	5	2			3
13		SIMANIC Maja						0
15		MALAGURSKI Sanja		2				0
17		VELJKOVIC Stefana		5	5			3
18	L	CEBIC Suzana	L	L	L			0
Head Coach:		TERZIC Zoran (SRB)						
Assistant Coach:		PROTIC Nebojsa (SRB)						

BRA - Brazil								
No	C/L	Name	1	2	3	4	5	Pts
1		OLIVEIRA Walewska	2	1	2			11
2		ALBUQUERQUE Carolina						0
3		STEINBRECHER Marianne	4	3	4			10
4		PEQUENO Paula	1	6	1			13
6		MENEZES Thaisa		7	9			1
7	C	SOUZA Helia	3	2	3			1
8		MENEZES Valeska						0
9		CLAUDINO Fabiana	5	4	5			7
10		GONZAGA Welissa		4	4			0
12		CARVALHO Jaqueline						0
13		CASTRO Sheilla	6	5	6			15
14	L	de OLIVEIRA Fabiana	L	L	L			0
Head Coach:		GUIMARAES Jose Roberto (BRA)						
Assistant Coach:		BARROS JUNIOR Paulo (BRA)						

TEAM AND PLAYER PERFORMANCES

Won	Total Atts	No	Name
33	97	Total Team	
13	29	1	NIKOLIC Jelena
7	27	2	BRAKOCEVIC Jovana
5	13	3	DJERISILO Ivana
5	31	Total Team	
3	4	17	VELJKOVIC Stefana
1	4	1	NIKOLIC Jelena
1	3	3	DJERISILO Ivana
4	53	Total Team	
1	13	10	OGNJENOVIC Maja
1	10	11	CITAKOVIC Vesna
1	7	5	KRSMANOVIC Natasa
9		Total Team	
51	181	Total Team	
14	39	1	NIKOLIC Jelena

Scoring Skills
Spike
Block
Serve
Opp Error
Total
Best Scorer

Won	Total Atts	No	Name
40	86	Total Team	
10	24	13	CASTRO Sheilla
9	24	3	STEINBRECHER Marianne
9	10	1	OLIVEIRA Walewska
13	49	Total Team	
6	13	4	PEQUENO Paula
2	10	9	CLAUDINO Fabiana
2	7	13	CASTRO Sheilla
5	73	Total Team	
3	20	13	CASTRO Sheilla
1	13	3	STEINBRECHER Marianne
1	12	1	OLIVEIRA Walewska
17		Total Team	
75	208	Total Team	
15	51	13	CASTRO Sheilla

Legend:			
Atts	Attempts	C	Team Captain
n	Starting Line-Up where n=starting position on Court (i.e. positions 1 to 6)	L	Libero Player
nn	Substitute where nn=jersey number of out going player	Opp	Opponent
		L	Substitute Libero
		Pts	Points scored



MATCH RESULT

比赛结果表 / RÉSULTAT DU MATCH

P2

Match Duration: 1h05m
Spectators: 3,500

ALG vs RUS
0 vs 3

Team	Sets	1	2	3	Total
ALG	0	11	19	10	40
RUS	3	25	25	25	75
Playing Time		17m	23m	19m	59m

First Referee: SALVATORE Patricia (USA)

Second Referee: SAKAIDE Osamu (JPN)

ALG - Algeria								
No	C/L	Name	1	2	3	4	5	Pts
1		HENNAOUI Melinda						0
2		HENNAOUI Sehryne						0
4		BENHAMOUDA Saleha	1	1	1			2
7		ROUABHIA Raouya	6	6	6			5
9	C	MADANI Narimene						0
10		OUKAZI Fatima Zahra	5	5	5			2
11		ABDERRAHIM Mouni	2	2	2			3
12		BOUKHIMA Safia			11			0
13	L	MANSOURI Nawal	L	L	L			0
14		TSABET Faiza	3	3	3			5
17		OULMOU Lydia	4	4	4			8
18		AISSOU Tassadit						0
Head Coach:		IKHEDJI Mouloud (ALG)						
Assistant Coach:		BOUSAID Salah (ALG)						

RUS - Russian Federation								
No	C/L	Name	1	2	3	4	5	Pts
1		BORODAKOVA Maria						0
3		ALIMOVA Natalia	5	5	5			10
4		FATEEVA Olga	8	8	5			0
5		SHASHKOVA Liubov	3	3	3			11
6		GODINA Elena	5	11	8			6
8		ESTES Evgenia	6	6	6			12
11		GAMOVA Ekaterina	4	4	4			6
12	C	SHESHENINA Marina		18				0
14	L	KABESHOVA Ekaterina	L	L	L			0
15		PASYNKOVA Alexandra			11			0
16		MERKULOVA Yulia	2	2	2			8
18		AKULOVA Marina	1	1	1			5
Head Coach:		CAPRARA Giovanni (ITA)						
Assistant Coach:		KIRILLOVA Irina (RUS)						

TEAM AND PLAYER PERFORMANCES

Won	Total Atts	No	Name
22	79	Total Team	
7	17	17	OULMOU Lydia
5	18	7	ROUABHIA Raouya
5	17	14	TSABET Faiza
3	29	Total Team	
1	11	17	OULMOU Lydia
1	6	10	OUKAZI Fatima Zahra
1	5	11	ABDERRAHIM Mouni
0	42	Total Team	
15		Total Team	
40	150	Total Team	
8	36	17	OULMOU Lydia

Scoring Skills
Spike
Block
Serve
Opp Error
Total
Best Scorer

Won	Total Atts	No	Name
40	73	Total Team	
9	14	5	SHASHKOVA Liubov
8	16	3	ALIMOVA Natalia
8	13	8	ESTES Evgenia
10	44	Total Team	
3	14	16	MERKULOVA Yulia
2	4	8	ESTES Evgenia
2	4	18	AKULOVA Marina
8	73	Total Team	
2	15	5	SHASHKOVA Liubov
2	14	8	ESTES Evgenia
2	8	18	AKULOVA Marina
17		Total Team	
75	190	Total Team	
12	31	8	ESTES Evgenia

Legend:	Attempts	C	Team Captain	L	Libero Player	L	Substitute Libero
h	Starting Line-Up where n=starting position on Court (i.e. positions 1 to 6)						
nn	Substitute where nn=jersey number of out going player						
	Opp	Opponent	Pts	Points scored			



MATCH RESULT

比赛结果表 / RÉSULTAT DU MATCH

P2

Match Duration: 1h07m
Spectators: 3,500

BRA vs KAZ
3 vs 0

Team	Sets	1	2	3	Total
BRA	3	25	25	27	77
KAZ	0	13	6	25	44
Playing Time		19m	17m	25m	1h01m

First Referee: JOVANOVIC Dejan (SRB)

Second Referee: ZAHORCOVA Karin (CZE)

BRA - Brazil							
No	C/L	Name	1	2	3	4	5 Pts
1		OLIVEIRA Walewska	1	6			3
2		ALBUQUERQUE Carolina			3		0
3		STEINBRECHER Marianne	3	2	5		12
4		PEQUENO Paula	6	5	6		13
6		MENEZES Thaisa		1	4		4
7	C	SOUZA Helia	2	1	2		2
8		MENEZES Valeska					0
9		CLAUDINO Fabiana	4	3	1		6
10		GONZAGA Welissa			4		3
12		CARVALHO Jaqueline		3	3		6
13		CASTRO Sheilla	5	4	7		12
14	L	de OLIVEIRA Fabiana	L	L	L		0
Head Coach:		GUIMARAES Jose Roberto (BRA)					
Assistant Coach:		BARROS JUNIOR Paulo (BRA)					

KAZ - Kazakhstan							
No	C/L	Name	1	2	3	4	5 Pts
1		ZHUKOVA Natalya	6	1	6		4
2		PYUROVA Tatyana		6			0
4		KARPOVA Olga		6			0
5		KUTSKO Yuliya	16		4		2
6		NASSEDKINA Olga	3	4	3		4
8		ISHIMTSEVA Korrina	1	2	9		2
9		ILYUCHSHENKO Xeniya		8	1		0
10	L	EZAU Yelena	L	L	L		0
11		GRUSHKO Olga	5		5		6
12		ZAITSEVA Irina			6		0
13	C	PAVLOVA Yelena	2	3	2		15
16		MATVEYEVA Inna	4	5			1
Head Coach:		ZHURAVLEV Viktor (KAZ)					
Assistant Coach:		MATSVEYEU Dzianis (BLR)					

TEAM AND PLAYER PERFORMANCES

Won	Total Atts	No	Name
43	90	Total Team	
9	17	13	CASTRO Sheilla
9	17	4	PEQUENO Paula
8	13	3	STEINBRECHER Marianne
12	42	Total Team	
4	6	4	PEQUENO Paula
3	7	3	STEINBRECHER Marianne
2	8	6	MENEZES Thaisa
6	75	Total Team	
2	18	13	CASTRO Sheilla
2	11	9	CLAUDINO Fabiana
1	7	3	STEINBRECHER Marianne
16		Total Team	
77	207	Total Team	
13	27	4	PEQUENO Paula

Scoring Skills
Spike
Block
Serve
Opp Error
Total
Best Scorer

Won	Total Atts	No	Name
30	104	Total Team	
14	33	13	PAVLOVA Yelena
6	16	11	GRUSHKO Olga
4	15	6	NASSEDKINA Olga
3	41	Total Team	
2	8	8	ISHIMTSEVA Korrina
1	5	13	PAVLOVA Yelena
1	46	Total Team	
1	6	5	KUTSKO Yuliya
10		Total Team	
44	191	Total Team	
15	44	13	PAVLOVA Yelena

Legend:	Attempts	C	Team Captain	L	Libero Player	L	Substitute Libero
n	Starting Line-Up where n=starting position on Court (i.e. positions 1 to 6)						
nn	Substitute where nn=jersey number of out going player			Opp	Opponent	Pts	Points scored



MATCH RESULT

比赛结果表 / RÉSULTAT DU MATCH

P2

Match Duration: 1h12m
Spectators: 11,000

SRB vs ITA
0 3

Team	Sets	1	2	3	Total
SRB	0	23	20	19	62
ITA	3	25	25	25	75
Playing Time		23m	23m	20m	1h06m

First Referee: LODERUS Frans (NED)

Second Referee: LEUTHAUSER Frank (GER)

SRB - Serbia								
No	C/L	Name	1	2	3	4	5	Pts
1		NIKOLIC Jelena	5	1	4			11
2		BRAKOCEVIC Jovana	1	3	6			12
3		DJERISILO Ivana	2	4	1			8
5		KRSMANOVIC Natasa	6	2	5			7
7		MOLNAR Brizitka						0
9		VESOVIC Jovana						0
10		OGNJENOVIC Maja	4	6	3			3
11	C	CITAKOVIC Vesna	3	5	2			3
13		SIMANIC Maja						0
15		MALAGURSKI Sanja		2				0
17		VELJKOVIC Stefana						0
18	L	CEBIC Suzana	L	L	L			0
Head Coach:		TERZIC Zoran (SRB)						
Assistant Coach:		PROTIC Nebojsa (SRB)						

ITA - Italy								
No	C/L	Name	1	2	3	4	5	Pts
3		CROCE Paola	11	16				0
4		CENTONI Nadia		11	6			6
7		GUIGGI Martina	14	14	14			0
8		BARAZZA Jenny	5	5	5			5
9		SECOLO Manuela						0
10	L	CARDULLO Paola	L	L	L			0
11		ORTOLANI Serena	6	6				4
12		PICCININI Francesca	1	1	1			11
13		FERRETTI Francesca						0
14	C	LO BIANCO Eleonora	3	3	3			0
16		AGUERO Taismary	4	4	4			19
17		GIOLI Simona	2	2	2			11
Head Coach:		BARBOLINI Massimo (ITA)						
Assistant Coach:		BRACCI Marco (ITA)						

TEAM AND PLAYER PERFORMANCES

Won	Total Atts	No	Name
30	91	Total Team	
9	29	2	BRAKOCEVIC Jovana
8	23	1	NIKOLIC Jelena
7	21	3	DJERISILO Ivana
10	60	Total Team	
4	16	5	KRSMANOVIC Natasa
3	6	2	BRAKOCEVIC Jovana
1	12	11	CITAKOVIC Vesna
4	64	Total Team	
2	16	1	NIKOLIC Jelena
2	11	10	OGNJENOVIC Maja
18		Total Team	
62	215	Total Team	
12	41	2	BRAKOCEVIC Jovana

Scoring Skills
Spike
Block
Serve
Opp Error
Total
Best Scorer

Won	Total Atts	No	Name
45	108	Total Team	
14	24	16	AGUERO Taismary
10	26	12	PICCININI Francesca
9	13	17	GIOLI Simona
6	35	Total Team	
2	13	17	GIOLI Simona
1	6	8	BARAZZA Jenny
1	3	11	ORTOLANI Serena
5	73	Total Team	
5	19	16	AGUERO Taismary
19		Total Team	
75	216	Total Team	
19	47	16	AGUERO Taismary

Legend:			
Atts	Attempts	C	Team Captain
n	Starting Line-Up where n=starting position on Court (i.e. positions 1 to 6)	L	Libero Player
nn	Substitute where nn=jersey number of out going player	Opp	Opponent
		L	Substitute Libero
		Pts	Points scored



MATCH RESULT

比赛结果表 / RÉSULTAT DU MATCH

P2

Match Duration: 1h32m
Spectators: 3,500

KAZ vs ALG
3 vs 1

Team	Sets	1	2	3	4	Total
KAZ	3	25	25	17	25	92
ALG	1	18	20	25	16	79
Playing Time		20m	21m	23m	19m	1h23m

First Referee: SALVATORE Patricia (USA)

Second Referee: MENGHINI Massimo (ITA)

KAZ - Kazakhstan							
No	C/L	Name	1	2	3	4	5 Pts
1		ZHUKOVA Natalya	1	6	1	6	10
2		PYUROVA Tatyana					0
4		KARPOVA Olga			6		2
5		KUTSKO Yuliya		16			0
6		NASSEDKINA Olga	4	3	4	3	6
8		ISHIMTSEVA Korrina	9	1	9		4
9		ILYUCHSHENKO Xeniya	2	8	2	1	0
10	L	EZAU Yelena	L	L	L	L	0
11		GRUSHKO Olga	6	5	6	5	11
12		ZAITSSEVA Irina					0
13	C	PAVLOVA Yelena	3	2	3	2	21
16		MATVEYEVA Inna	5	4	5	4	15
Head Coach: ZHURAVLEV Viktor (KAZ)							
Assistant Coach: MATSVEYEU Dzianis (BLR)							

ALG - Algeria							
No	C/L	Name	1	2	3	4	5 Pts
1		HENNAOUI Melinda					0
2		HENNAOUI Sehryne					0
4		BENHAMOUDA Saleha	1	1	1	2	6
7		ROUABHIA Raouya	3	3			3
9	C	MADANI Narimene					0
10		OUKAZI Fatima Zahra	5	5	5	6	2
11		ABDERRAHIM Mouni	2	2	2	3	15
12		BOUKHIMA Safia		7	3	4	7
13	L	MANSOURI Nawal	L	L	L	L	0
14		TSABET Faiza	6	6	6	1	20
17		OULMOU Lydia	4	4	4	5	12
18		AISSOU Tassadit					0
Head Coach: IKHEDJI Mouloud (ALG)							
Assistant Coach: BOUSAID Salah (ALG)							

TEAM AND PLAYER PERFORMANCES

Won	Total Atts	No	Name
49	116	Total Team	
17	35	13	PAVLOVA Yelena
9	21	16	MATVEYEVA Inna
8	29	11	GRUSHKO Olga
15	71	Total Team	
5	18	16	MATVEYEVA Inna
4	7	13	PAVLOVA Yelena
2	11	1	ZHUKOVA Natalya
5	91	Total Team	
2	18	1	ZHUKOVA Natalya
1	12	11	GRUSHKO Olga
1	11	8	ISHIMTSEVA Korrina
23		Total Team	
92	278	Total Team	
21	59	13	PAVLOVA Yelena

Scoring Skills
Spike
Block
Serve
Opp Error
Total
Best Scorer

Won	Total Atts	No	Name
53	136	Total Team	
19	42	14	TSABET Faiza
11	30	11	ABDERRAHIM Mouni
8	24	17	OULMOU Lydia
7	44	Total Team	
3	14	17	OULMOU Lydia
3	9	11	ABDERRAHIM Mouni
1	4	10	OUKAZI Fatima Zahra
5	80	Total Team	
1	15	4	BENHAMOUDA Saleha
1	14	11	ABDERRAHIM Mouni
1	14	17	OULMOU Lydia
14		Total Team	
79	260	Total Team	
20	59	14	TSABET Faiza

Legend:	Attempts	C	Team Captain	L	Libero Player	L	Substitute Libero
h	Starting Line-Up where n=starting position on Court (i.e. positions 1 to 6)						
nn	Substitute where nn=jersey number of out going player						
	Opp	Opponent	Pts	Points scored			



MATCH RESULT

比赛结果表 / RÉSULTAT DU MATCH

P2

Match Duration: 1h15m
Spectators: 10,500

ITA vs BRA
0 vs 3

Team	Sets	1	2	3	Total
ITA	0	16	22	17	55
BRA	3	25	25	25	75
Playing Time		20m	25m	24m	1h09m

First Referee: SALAS Humberto (MEX)

Second Referee: DAVIDSON Mitch (CAN)

ITA - Italy								
No	C/L	Name	1	2	3	4	5	Pts
3		CROCE Paola		16				0
4		CENTONI Nadia		11	3			5
7		GUIGGI Martina		5	2			4
8		BARAZZA Jenny	3	14				1
9		SECOLO Manuela						0
10	L	CARDULLO Paola	L	L	L			0
11		ORTOLANI Serena	4	6				2
12		PICCININI Francesca	5	1	4			7
13		FERRETTI Francesca						0
14	C	LO BIANCO Eleonora	1	3	6			0
16		AGUERO Taismary	2	4	1			9
17		GIOLI Simona	6	2	5			11
Head Coach:		BARBOLINI Massimo (ITA)						
Assistant Coach:		BRACCI Marco (ITA)						

BRA - Brazil								
No	C/L	Name	1	2	3	4	5	Pts
1		OLIVEIRA Walewska	2	1	2			8
2		ALBUQUERQUE Carolina						0
3		STEINBRECHER Marianne	4	3	4			9
4		PEQUENO Paula	1	6	1			10
6		MENEZES Thaisa						0
7	C	SOUZA Helia	3	2	3			2
8		MENEZES Valeska						0
9		CLAUDINO Fabiana	5	4	5			9
10		GONZAGA Welissa				1		0
12		CARVALHO Jaqueline						0
13		CASTRO Sheilla	6	5	6			14
14	L	de OLIVEIRA Fabiana	L	L	L			0
Head Coach:		GUIMARAES Jose Roberto (BRA)						
Assistant Coach:		BARROS JUNIOR Paulo (BRA)						

TEAM AND PLAYER PERFORMANCES

Won	Total Atts	No	Name
35	122	Total Team	
10	18	17	GIOLI Simona
8	38	16	AGUERO Taismary
7	26	12	PICCININI Francesca
2	30	Total Team	
1	8	17	GIOLI Simona
1	7	7	GUIGGI Martina
2	57	Total Team	
1	12	16	AGUERO Taismary
1	5	4	CENTONI Nadia
16		Total Team	
55	209	Total Team	
11	33	17	GIOLI Simona

Scoring Skills
Spike
Block
Serve
Opp Error
Total
Best Scorer

Won	Total Atts	No	Name
33	96	Total Team	
10	27	13	CASTRO Sheilla
9	20	4	PEQUENO Paula
5	25	3	STEINBRECHER Marianne
18	73	Total Team	
5	19	9	CLAUDINO Fabiana
4	15	1	OLIVEIRA Walewska
4	12	13	CASTRO Sheilla
1	73	Total Team	
1	12	3	STEINBRECHER Marianne
23		Total Team	
75	242	Total Team	
14	49	13	CASTRO Sheilla

Legend:			
Atts	Attempts	C	Team Captain
L	Libero Player	L	Libero Player
nn	Substitute where nn=jersey number of out going player	Opp	Opponent
[]	Substitute Libero	Pts	Points scored



MATCH RESULT

比赛结果表 / RÉSULTAT DU MATCH

P2

Match Duration: 1h13m
Spectators: 7,000

RUS vs SRB
3 vs 0

Team	Sets	1	2	3	Total
RUS	3	25	25	25	75
SRB	0	21	16	20	57
Playing Time		23m	21m	23m	1h07m

First Referee: SAKAIDE Osamu (JPN)

Second Referee: ZAHORCOVA Karin (CZE)

RUS - Russian Federation								
No	C/L	Name	1	2	3	4	5	Pts
1		BORODAKOVA Maria			3			1
3		ALIMOVA Natalia	5	5	5			2
4		FATEEVA Olga		12	11			4
5		SHASHKOVA Liubov	3	3	3			15
6		GODINA Elena						0
8		ESTES Evgenia	6	6	6			12
11		GAMOVA Ekaterina	4	4	4			15
12	C	SHESHENINA Marina	1	1	1			2
14	L	KABESHOVA Ekaterina	L	L	L			0
15		PASYNKOVA Alexandra						0
16		MERKULOVA Yulia	2	2	2			9
18		AKULOVA Marina			11			0
Head Coach:		CAPRARA Giovanni (ITA)						
Assistant Coach:		KIRILLOVA Irina (RUS)						

SRB - Serbia								
No	C/L	Name	1	2	3	4	5	Pts
1		NIKOLIC Jelena	3	4	3			13
2		BRAKOCEVIC Jovana	5	6	5			16
3		DJERISILO Ivana	6					1
5		KRSMANOVIC Natasa	17	17				0
7		MOLNAR Brizitka						0
9		VESOVIC Jovana	3	1	6			7
10		OGNJENOVIC Maja	2	3	2			2
11	C	CITAKOVIC Vesna	1	2	1			3
13		SIMANIC Maja						0
15		MALAGURSKI Sanja			1			0
17		VELJKOVIC Stefana	4	5	4			6
18	L	CEBIC Suzana	L	L	L			0
Head Coach:		TERZIC Zoran (SRB)						
Assistant Coach:		PROTIC Nebojsa (SRB)						

TEAM AND PLAYER PERFORMANCES

Won	Total Atts	No	Name
45	92	Total Team	
15	24	5	SHASHKOVA Liubov
12	26	11	GAMOVA Ekaterina
10	18	8	ESTES Evgenia
9	49	Total Team	
3	15	16	MERKULOVA Yulia
3	4	4	FATEEVA Olga
1	7	12	SHESHENINA Marina
6	73	Total Team	
2	10	11	GAMOVA Ekaterina
1	16	3	ALIMOVA Natalia
1	14	16	MERKULOVA Yulia
15		Total Team	
75	214	Total Team	
15	41	11	GAMOVA Ekaterina

Scoring Skills
Spike
Block
Serve
Opp Error
Total
Best Scorer

Won	Total Atts	No	Name
38	92	Total Team	
13	24	1	NIKOLIC Jelena
11	29	2	BRAKOCEVIC Jovana
6	24	9	VESOVIC Jovana
7	37	Total Team	
3	16	17	VELJKOVIC Stefana
2	4	2	BRAKOCEVIC Jovana
1	4	10	OGNJENOVIC Maja
3	59	Total Team	
3	10	2	BRAKOCEVIC Jovana
9		Total Team	
57	188	Total Team	
16	43	2	BRAKOCEVIC Jovana

Legend:	Attempts	C	Team Captain	L	Libero Player	L	Substitute Libero
n	Starting Line-Up where n=starting position on Court (i.e. positions 1 to 6)						
nn	Substitute where nn=jersey number of out going player						
	Opp	Opponent	Pts	Points scored			



PLAYERS RANKING BY SKILLS As of 23 AUG 2008

球员技术排名 / CLASSEMENT DES JOUEURS PAR COMPÉTENCE

P5

BEST SCORERS

Rk	No	Name	NOC	Spike	Block	Serve	Total
1	15	TOM Logan	USA	96	19	9	124
2	1	WANG Yimei	CHN	107	8	5	120
3	13	CASTRO Sheilla	BRA	82	21	6	109
4	12	CALDERON Rosir	CUB	88	10	8	106
5	1	RUIZ Yumilka	CUB	100	3	-	103
6	3	HANEEF-PARK Tayyiba	USA	82	12	8	102
7	4	PEQUENO Paula	BRA	75	21	2	98
8	3	STEINBRECHER Marianne	BRA	71	12	10	93
9	3	CARRILLO Nancy	CUB	66	17	5	88
10	7	BOWN Heather	USA	65	18	4	87
11	2	SCOTT-ARRUDA Danielle	USA	65	17	3	85
12	7	ZHOU Suhong	CHN	64	3	16	83
13	17	MA Yunwen	CHN	47	25	10	82
13	2	SANTOS Yanelis	CUB	51	14	17	82
13	2	BRAKOCEVIC Jovana	SRB	64	8	10	82
16	1	NIKOLIC Jelena	SRB	70	8	2	80
17	9	CLAUDINO Fabiana	BRA	54	21	4	79
18	11	GAMOVA Ekaterina	RUS	59	16	3	78
19	12	KIMURA Saori	JPN	63	3	7	73
20	11	ARAKI Erika	JPN	44	18	8	70
21	1	KURIHARA Megumi	JPN	57	10	2	69
22	9	ZHAO Ruirui	CHN	52	12	4	68
22	5	SHASHKOVA Liubov	RUS	62	2	4	68
24	4	CENTONI Nadia	ITA	59	4	1	64
24	10	GLASS Kimberly	USA	50	10	4	64
26	11	LI Juan	CHN	48	12	2	62
27	16	AGUERO Taismary	ITA	49	2	10	61
28	1	OLIVEIRA Walewska	BRA	42	14	3	59
29	8	ESTES Evgenia	RUS	47	5	5	57
30	17	GIOLI Simona	ITA	47	9	-	56
30	5	TAKAHASHI Miyuki	JPN	52	2	2	56
32	12	PICCININI Francesca	ITA	52	2	-	54
33	6	RAMIREZ Daimi	CUB	39	10	4	53
34	11	ORTOLANI Serena	ITA	38	3	1	42
34	3	DJERISILO Ivana	SRB	34	6	2	42
36	12	WILLOUGHBY Kim	USA	35	1	4	40
37	3	ALIMOVA Natalia	RUS	27	10	2	39
38	9	SANCHEZ Rachel	CUB	20	12	5	37
39	7	SUGIYAMA Sachiko	JPN	25	9	1	35
39	16	MERKULOVA Yulia	RUS	19	10	6	35
41	8	BARAZZA Jenny	ITA	25	9	-	34
41	11	CITAKOVIC Vesna	SRB	22	10	2	34
43	2	FENG Kun	CHN	13	13	4	30
43	3	YANG Hao	CHN	27	2	1	30
45	10	XUE Ming	CHN	15	11	3	29
45	18	BARROS Zoila	CUB	22	4	3	29
47	5	KRSMANOVIC Natasa	SRB	14	10	3	27
48	10	OGNJENOVIC Maja	SRB	14	5	4	23
49	1	NNAMANI Ogonna	USA	16	3	3	22
50	9	VESOVIC Jovana	SRB	15	2	-	17
Tournament Totals				3270	679	309	4258




PLAYERS RANKING BY SKILLS As of 23 AUG 2008


球员技术排名 / CLASSEMENT DES JOUEURS PAR COMPÉTENCE

P5


BEST SPIKERS

Scoring Spikers	Rk	No	Name	NOC	Spikes	Faults	Shots	Total Attempts	Eff %
	1	12	CALDERON Rosir	CUB	88	22	45	155	42.58
	2	3	CARRILLO Nancy	CUB	66	15	43	124	41.13
	3	1	RUIZ Yumilka	CUB	100	24	62	186	40.86
	4	4	PEQUENO Paula	BRA	75	12	74	161	39.13
	5	7	ZHOU Suhong	CHN	64	14	54	132	37.88
	6	1	NIKOLIC Jelena	SRB	70	21	49	140	35.00
	7	1	WANG Yimei	CHN	107	36	83	226	31.42
	8	8	ESTES Evgenia	RUS	47	14	49	110	30.00
	9	3	STEINBRECHER Marianne	BRA	71	21	75	167	29.94
	10	13	CASTRO Sheilla	BRA	82	24	95	201	28.86
Limit 15.00 %	Team Totals				3270	1165	3517	7952	26.47

BEST BLOCKERS

Scoring Blockers	Rk	No	Name	NOC	Kill Blocks	Faults	Rebounds	Total Attempts	Avg by Set
	1	11	ARAKI Erika	JPN	18	37	48	103	0.86
	2	11	GAMOVA Ekaterina	RUS	16	9	16	41	0.84
	3	9	CLAUDINO Fabiana	BRA	21	25	44	90	0.84
	3	4	PEQUENO Paula	BRA	21	17	32	70	0.84
	3	13	CASTRO Sheilla	BRA	21	14	32	67	0.84
	6	17	MA Yunwen	CHN	25	23	57	105	0.83
	7	3	CARRILLO Nancy	CUB	17	29	38	84	0.61
	8	15	TOM Logan	USA	19	31	46	96	0.58
	9	1	OLIVEIRA Walewska	BRA	14	20	32	66	0.56
	10	7	BOWN Heather	USA	18	26	48	92	0.55
	Team Totals				679	1036	1849	3564	5.11

BEST SERVERS

Scoring Servers	Rk	No	Name	NOC	Aces	Faults	Serve Hits	Total Attempts	Avg by Set
	1	2	SANTOS Yanelis	CUB	17	29	56	102	0.61
	2	7	ZHOU Suhong	CHN	16	6	124	146	0.53
	3	2	BRAKOCEVIC Jovana	SRB	10	9	51	70	0.53
	4	16	AGUERO Taismary	ITA	10	13	44	67	0.48
	5	3	STEINBRECHER Marianne	BRA	10	3	111	124	0.40
	6	11	ARAKI Erika	JPN	8	3	63	74	0.38
	7	17	MA Yunwen	CHN	10	10	103	123	0.33
	7	12	KIMURA Saori	JPN	7	4	90	101	0.33
	9	16	MERKULOVA Yulia	RUS	6	5	63	74	0.32
	10	12	CALDERON Rosir	CUB	8	6	100	114	0.29
	Team Totals				309	579	4757	5645	2.32




PLAYERS RANKING BY SKILLS As of 23 AUG 2008


球员技术排名 / CLASSEMENT DES JOUEURS PAR COMPÉTENCE

P5


BEST DIGGERS

Non-scoring Diggers	Rk	No	Name	NOC	Digs	Faults	Receptions	Total Attempts	Avg by Set
	1	16	ZHANG Na	CHN	111	53	18	182	3.70
	2	10	CARDULLO Paola	ITA	71	26	11	108	3.38
	3	6	SANO Yuko	JPN	69	33	29	131	3.29
	4	14	de OLIVEIRA Fabiana	BRA	81	29	24	134	3.24
	5	18	CEBIC Suzana	SRB	61	30	26	117	3.21
	6	6	DAVIS Nicole	USA	95	42	28	165	2.88
	7	5	TAKAHASHI Miyuki	JPN	60	28	10	98	2.86
	8	5	SHASHKOVA Liubov	RUS	51	24	10	85	2.68
	9	4	PEQUENO Paula	BRA	66	14	11	91	2.64
	10	7	ZHOU Suhong	CHN	77	30	18	125	2.57
Team Totals					3153	1680	1084	5917	23.71

BEST SETTERS

Non-scoring Setters	Rk	No	Name	NOC	Running Sets	Faults	Still Sets	Total Attempts	Avg by Set
	1	7	SOUZA Helia	BRA	182	1	366	549	7.28
	2	10	OGNJENOVIC Maja	SRB	125	2	311	438	6.58
	3	3	TAKESHITA Yoshie	JPN	128	1	424	553	6.10
	4	14	LO BIANCO Eleonora	ITA	124	4	344	472	5.90
	5	2	FENG Kun	CHN	163	1	373	537	5.43
	6	11	AH MOW-SANTOS Robyn	USA	122	2	394	518	3.70
	7	12	SHESHENINA Marina	RUS	67	5	249	321	3.53
	8	6	RAMIREZ Daimi	CUB	92	4	277	373	3.29
	9	18	AKULOVA Marina	RUS	40	4	121	165	2.11
	10	2	SANTOS Yanelis	CUB	52	9	232	293	1.86
Team Totals					1562	93	6005	7660	11.74

BEST RECEIVERS

Non-scoring Receivers	Rk	No	Name	NOC	Excellents	Faults	Serve Receptions	Total Attempts	Succ %	
	1	7	ZHOU Suhong	CHN	109	10	50	169	64.50	
	2	12	PICCININI Francesca	ITA	61	4	35	100	61.00	
	3	16	ZHANG Na	CHN	97	7	57	161	60.25	
	4	1	NIKOLIC Jelena	SRB	85	9	49	143	59.44	
	5	6	SANO Yuko	JPN	63	4	43	110	57.27	
	6	3	STEINBRECHER Marianne	BRA	81	8	55	144	56.25	
	7	5	SHASHKOVA Liubov	RUS	70	3	55	128	54.69	
	8	2	SANTOS Yanelis	CUB	82	19	56	157	52.23	
	9	6	DAVIS Nicole	USA	92	7	79	178	51.69	
	10	14	KABESHOVA Ekaterina	RUS	54	3	48	105	51.43	
Limit 25.00 %	Team Totals					2568	295	2162	5025	51.10




PLAYERS RANKING BY SKILLS As of 23 AUG 2008

球员技术排名 / CLASSEMENT DES JOUEURS PAR COMPÉTENCE

P5

BEST LIBEROS

Non-scoring Liberos	Rk	No	Name	NOC	Excellents	Faults	In Play	Total Attempts	Succ %
	1	14	de OLIVEIRA Fabiana	BRA	133	36	49	218	61.01
	2	11	MESA Liana	CUB	104	30	37	171	60.82
	3	16	ZHANG Na	CHN	208	60	75	343	60.64
	4	10	CARDULLO Paola	ITA	116	29	48	193	60.10
	5	6	SANO Yuko	JPN	132	37	72	241	54.77
	6	6	DAVIS Nicole	USA	187	49	107	343	54.52
	7	18	CEBIC Suzana	SRB	104	36	65	205	50.73
	8	14	KABESHOVA Ekaterina	RUS	99	28	71	198	50.00

Note:

Only players whose teams advanced to the quarterfinals are ranked.

Best scorers - 50 players are listed, except where ties would extend the list beyond 50 in which case the tied players are not listed.

Skills - 10 players are listed per skill, except where ties would extend the list beyond 10 in which case the tied players are not listed.


Legend:


Avg Average **Eff%** Efficiency **Rk** Rank **Succ %** Success %




TEAMS RANKING BY SKILLS As of 23 AUG 2008
 球队技术排名 / CLASSEMENT DES ÉQUIPES PAR COMPÉTENCE

P6

Scoring Spikers		Rk	Team	Spikes	Faults	Shots	Total Attempts	Eff %
	1	CUB - Cuba	396	107	257	760	38.03	
	2	BRA - Brazil	350	74	316	740	37.30	
	3	CHN - China	374	110	381	865	30.52	
	4	USA - United States	416	123	432	971	30.18	
	5	ITA - Italy	290	101	279	670	28.21	
	6	RUS - Russian Federation	234	86	272	592	25.00	
	7	SRB - Serbia	239	99	244	582	24.05	
	8	JPN - Japan	247	99	338	684	21.64	
	Tournament Totals			3270	1165	3517	7952	26.47


Scoring Blockers		Rk	Team	Kill Blocks	Faults	Rebounds	Total Attempts	Avg by Set
	1	BRA - Brazil	100	105	197	402	4.00	
	2	RUS - Russian Federation	57	74	137	268	3.00	
	3	CHN - China	89	112	211	412	2.97	
	4	SRB - Serbia	56	85	119	260	2.95	
	5	USA - United States	90	139	283	512	2.73	
	6	CUB - Cuba	71	124	155	350	2.54	
	7	JPN - Japan	46	90	138	274	2.19	
	8	ITA - Italy	41	62	132	235	1.95	
	Tournament Totals			679	1036	1849	3564	5.11


Scoring Servers		Rk	Team	Aces	Faults	Serve Hits	Total Attempts	Avg by Set
	1	CHN - China	46	51	598	695	1.53	
	2	RUS - Russian Federation	29	45	342	416	1.53	
	3	CUB - Cuba	42	83	499	624	1.50	
	4	BRA - Brazil	32	45	531	608	1.28	
	5	SRB - Serbia	23	41	352	416	1.21	
	6	USA - United States	39	78	594	711	1.18	
	7	JPN - Japan	21	25	387	433	1.00	
	8	ITA - Italy	15	59	388	462	0.71	
	Tournament Totals			309	579	4757	5645	2.32




TEAMS RANKING BY SKILLS As of 23 AUG 2008
球队技术排名 / CLASSEMENT DES ÉQUIPES PAR COMPÉTENCE

P6

Non-scoring Diggers	Rk	Team	Digs	Faults	Receptions	Total Attempts	Avg by Set
	1	BRA - Brazil	373	101	95	569	14.92
	2	JPN - Japan	296	134	72	502	14.10
	3	ITA - Italy	292	130	97	519	13.90
	4	CHN - China	366	202	97	665	12.20
	5	RUS - Russian Federation	230	119	109	458	12.11
	6	USA - United States	366	210	146	722	11.09
	7	SRB - Serbia	200	118	102	420	10.53
	8	CUB - Cuba	260	142	65	467	9.29
Tournament Totals			3153	1680	1084	5917	23.71

Non-scoring Setters	Rk	Team	Running Sets	Faults	Still Sets	Total Attempts	Avg by Set
	1	BRA - Brazil	187	2	527	716	7.48
	2	SRB - Serbia	126	5	405	536	6.63
	3	CHN - China	196	5	623	824	6.53
	4	ITA - Italy	137	8	509	654	6.52
	5	JPN - Japan	129	2	537	668	6.14
	6	RUS - Russian Federation	108	10	457	575	5.68
	7	CUB - Cuba	148	17	565	730	5.29
	8	USA - United States	166	8	757	931	5.03
Tournament Totals			1562	93	6005	7660	11.74

Non-scoring Receivers	Rk	Name	Excellents	Faults	Serve Receptions	Total Attempts	Succ %
	1	CHN - China	308	32	185	525	58.67
	2	CUB - Cuba	323	42	194	559	57.78
	3	BRA - Brazil	211	19	140	370	57.03
	4	SRB - Serbia	212	27	146	385	55.06
	5	ITA - Italy	204	19	150	373	54.69
	6	JPN - Japan	213	17	175	405	52.59
	7	RUS - Russian Federation	166	10	171	347	47.84
	8	USA - United States	289	33	290	612	47.22
Tournament Totals			2568	295	2162	5025	51.10

Note:
Only teams advancing to the quarterfinals are ranked.

Legend:
Avg Average Eff% Efficiency Rk Rank Succ % Success %



As of 10 AUG 2008

FIVB Officials

President	Ruben ACOSTA H.	MEX - Mexico
Secretary General	Jizhong WEI	CHN - China
Technical Delegate	Piero REBAUDENGO	ITA - Italy
Refereeing Delegate	Gavriel KRAUS	ISR - Israel

FIVB Control Committee

Appeal Subcommittee	Stanislav SHEVSHENKO Fancesco FRANCHI Abdelhadi GHZALI Rafael LLORREDA CURREA	RUS - Russia ITA - Italy MAR - Morocco COL - Columbia
Venue Operations Subcommittee	Piero REBAUDENGO Alexander BORICIC Katsumi WAKAO Shanrit WONGPRASERT	ITA - Italy SRB - Serbia JPN - Japan THA - Thailand
Refereeing Subcommittee	Gavriel KRAUS Ahmed HASSAN MOHAMED Juan Angel PEREIRA Takashi SHIMOYAMA Sandy STEEL Sergey TITOV	ISR - Israel EGY - Egypt ARG - Argentina JPN - Japan GBR - Great Britain RUS - Russia
Press Subcommittee	Fabrizio ROSSINI Andrea ZORZI Mauro DE SANCTIS Fiorenzo GALBIATI Alberto RIGAMONTI	ITA - Italy (Press) ITA - Italy (Press) ITA - Italy (Photographer) ITA - Italy (Photographer) ITA - Italy
VIS Subcommittee	Vicente ARAUJO Jivko JETCHEV	POR - Portuguese BUL - Bulgaria

REFEREES

Referee 1	Ibahim M. AL NAAMA	OAT - Qatar
Referee 2	Mitch DAVIDSON	CAN - Canada
Referee 3	Laert Francisco DE SOUZA	BRA - Brazil
Referee 4	Patrick DEREGNACOURT	FRA - France
Referee 5	Bela HOBOR	HUN - Hungary
Referee 6	Liu JIANG	CHN - China
Referee 7	Janpen JIRAKAKUL	THA - Thailand
Referee 8	Dejan JOVANOVIC	SRB - Serbia
Referee 9	Kun-Tae KIM	KOR - Korea
Referee 10	Frank LEUTHAUSER	GER - Germany
Referee 11	Frans LODERUS	NED - Netherlands
Referee 12	Massimo MENGHINI	ITA - Italy
Referee 13	Victor RODRIGUEZ	PUR - Puerto Rico
Referee 14	Osamu SAKAIDE	JPN - Japan
Referee 15	Humberto SALAS	MEX - Mexico
Referee 16	Patricia SALVATORE	USA - United States
Referee 17	Mohammad SHAHMIRI	IRI - Iran
Referee 18	Umit SOKULLU	TUR - Turkey
Referee 19	Konstantin TUFEKCHIEV	BUL - Bulgaria
Referee 20	Ning WANG	CHN - China
Referee 21	Karin ZAHORCOVA	CZE - Czech
Referee 22	Andrei ZENOVICH	RUS - Russia



MEDALLISTS

奖牌获得者 / MÉDAILLÉS

GOLD	SILVER	BRONZE
<p>USA - United States</p> <p>1 BALL Lloy 2 ROONEY Sean 4 LEE David 5 L LAMBOURNE Richard 8 PRIDDY William 9 MILLAR Ryan 10 SALMON Riley 12 C HOFF Thomas 13 STANLEY Clayton 14 HANSEN Kevin 15 GARDNER Gabriel 18 TOUZINSKY Scott</p>	<p>BRA - Brazil</p> <p>1 REZENDE Bruno 2 ELGARTEN Marcelo 4 HELLER Andre 6 FUCHS Samuel 7 C GODOY FILHO Gilberto 8 ENDRES Murilo 9 NASCIMENTO Andre 10 L SANTOS Sergio 11 RODRIGUES Anderson 13 ENDRES Gustavo 14 SANTANA Rodrigo 18 AMARAL Dante</p>	<p>RUS - Russian Federation</p> <p>1 KORNEEV Alexander 2 POLTAVSKIY Semen 3 KOSAREV Alexander 6 GRANKIN Sergey 8 TETYUKHIN Sergey 9 C KHAMUTTSKIKH Vadim 10 BEREZHKO Yury 13 OSTAPENKO Alexey 15 VOLKOV Alexander 16 L VERBOV Alexey 17 MIKHAYLOV Maxim 18 KULESHOV Alexey</p>

Legend:

C Team Captain L Libero Player



FINAL STANDINGS As of 24 AUG 2008
最终排名表 / CLASSEMENT FINAL

P4

Medal	Rank	Team
Gold	1	USA - United States
Silver	2	BRA - Brazil
Bronze	3	RUS - Russian Federation
	4	ITA - Italy
	5	BUL - Bulgaria
	5	CHN - China
	5	POL - Poland
	5	SRB - Serbia
	9	GER - Germany
	9	VEN - Venezuela
	11	EGY - Egypt
	11	JPN - Japan

Player Awards

MVP	STANLEY Clayton
Best Scorer	STANLEY Clayton
Best Spiker	SWIDERSKI Sebastian
Best Blocker	ENDRES Gustavo
Best Server	STANLEY Clayton
Best Digger	VERBOV Alexey
Best Setter	ZAGUMNY Pawel
Best Receiver	WINIARSKI Michal
Best Libero	CORSANO Mirko

Legend:
MVP Most Valuable Player


TEAM ROSTER As of 8 AUG 2008
队伍名单 / COMPOSITION DE L'ÉQUIPE

BRA - Brazil

No	C/L	Name	Height m/ft in	Weight kg/lbs	Highest Reach		Date of Birth Club	National Selections			
					Spike cm	Block cm		WCH	OG	Oth	Tot
1		REZENDE Bruno	1,90/6'3"	76/168	323	302	2 JUL 1986 CIMED (BRA)	0	0	0	0
2		ELGARTEN Marcelo	1,83/6'0"	78/172	321	308	9 NOV 1974 PANATHINAKOS (GRE)	7	7	88	102
4		HELLER Andre	1,99/6'6"	93/205	339	321	17 DEC 1975 MODENA (ITA)	5	12	136	153
6		FUCHS Samuel	2,00/6'7"	89/196	342	316	4 MAR 1984 LOKOMOTIV (BRA)	14	0	42	56
7	C	GODOY FILHO Gilberto	1,92/6'4"	85/187	325	312	23 DEC 1976 ISKRA (RUS)	33	15	260	308
8		ENDRES Murilo	1,90/6'3"	76/168	343	319	3 MAY 1981 MODENA (ITA)	7	0	24	31
9		NASCIMENTO Andre	1,95/6'5"	95/209	340	320	4 MAR 1979 MODENA (ITA)	21	8	141	170
10	L	SANTOS Sergio	1,84/6'0"	78/172	325	310	15 OCT 1975 COPRA V (ITA)	9	8	125	142
11		RODRIGUES Anderson	1,90/6'3"	95/209	330	321	21 MAY 1974 ULBRA (BRA)	9	8	104	121
13		ENDRES Gustavo	2,03/6'8"	98/216	337	325	23 AUG 1975 VOLLEY TREVISO (ITA)	27	16	268	311
14		SANTANA Rodrigo	2,05/6'9"	85/187	350	328	17 APR 1979 A S V L (ITA)	20	4	125	149
18		AMARAL Dante	2,01/6'7"	88/194	345	327	30 SEP 1980 PANATHINAKOS (GRE)	12	16	116	144
Team Minimum			1,83/6'0"	76/168	321	302					0
Team Average			1,94/6'4"	86/190	335	317					140
Team Maximum			2,05/6'9"	98/216	350	328					311

Uniform colours	Shirt	Shorts
Main	Yellow	Green
2nd	Green	Green
3rd	White	Green

Technical Staff:

Team Manager	SALLES Jose
Head Coach	REZENDE Bernardo
Assistant Coach	TABACH Ricardo
Doctor	AMARAL Ney
Therapist/Trainer	LEONALDO Roberley

Note:
The final team roster will be available after the general technical meeting.

Legend:	
C	Team Captain
Oth	Other International Competitions
L	Libero Player
Tot	Total
OG	Olympic Games
WCH	World Championships


TEAM ROSTER As of 8 AUG 2008
队伍名单 / COMPOSITION DE L'ÉQUIPE

BUL - Bulgaria

No	C/L	Name	Height m/ft in	Weight kg/lbs	Highest Reach		Date of Birth Club	National Selections			
					Spike cm	Block cm		WCH	OG	Oth	Tot
1		IVANOV Evgeni	2,10/6'11"	98/216	351	340	3 JUN 1974 JASTRZEBSKI (POL)	14	6	211	231
2		TSVETANOV Hristo	1,98/6'6"	85/187	345	330	29 MAR 1978 BUDVA (MNE)	4	0	112	116
3		ZHEKOV Andrey	1,90/6'3"	82/181	340	326	12 MAR 1980 PATRON PATRA (GRE)	1	0	28	29
4		YORDANOV Boyan	1,97/6'6"	86/190	358	335	12 MAR 1983 OLYMPIACOS (GRE)	1	0	5	6
5		GAYDARSKI Krasimir	2,04/6'8"	96/212	350	330	23 FEB 1983 OLYMPIACOS (GRE)	1	0	27	28
6		KAZIYSKI Matey	2,02/6'8"	93/205	370	335	23 SEP 1984 TRENTO (ITA)	1	0	30	31
11		NIKOLOV Vladimir	2,00/6'7"	95/209	345	325	3 OCT 1977 TRENTO (ITA)	2	0	105	107
13	L	SALPAROV Teodor	1,85/6'1"	73/161	320	305	16 AUG 1982 CSKA (BUL)	1	0	83	84
14		STOYKOV Kostadin	1,99/6'6"	85/187	349	329	7 DEC 1977 VC NOVA (RUS)	0	0	40	40
15		ALEKSIEV Todor	2,00/6'7"	96/212	347	327	21 APR 1983 LEVSKI (BUL)	1	0	15	16
17	C	KONSTANTINOV Plamen	2,02/6'8"	93/205	350	330	14 JUN 1973 IRAKLIS (GRE)	4	6	265	275
18		TASSEV Ivan	1,89/6'2"	90/198	334	316	21 MAR 1967 CSKA (BUL)	1	0	58	59
Team Minimum			1,85/6'1"	73/161	320	305					6
Team Average			1,98/6'6"	89/197	346	327					85
Team Maximum			2,10/6'11"	98/216	370	340					275

Uniform colours	Shirt	Shorts
Main	Green	Green
2nd	Red	Red
3rd	White	White

Technical Staff:

Team Manager	TODOROV Ivan
Head Coach	STOEV Martin
Assistant Coach	TODOROV Vladislav
Doctor	ZAHARIEV Dinko
Therapist/Trainer	ISKREV Iskren

Note:
The final team roster will be available after the general technical meeting.

Legend:					
C	Team Captain	L	Libero Player	OG	Olympic Games
Oth	Other International Competitions	Tot	Total	WCH	World Championships



TEAM ROSTER As of 8 AUG 2008
队伍名单 / COMPOSITION DE L'ÉQUIPE

CHN - China

No	C/L	Name	Height m/ft in	Weight kg/lbs	Highest Reach		Date of Birth Club	National Selections			
					Spike cm	Block cm		WCH	OG	Oth	Tot
1		BIAN Hongmin	2,10/6'11"	95/209	355	330	22 SEP 1989 ZHEJIANG (CHN)	0	0	29	29
4		YUAN Zhi	1,95/6'5"	88/194	348	334	29 SEP 1981 LIAONING (CHN)	5	0	93	98
5		GUO Peng	2,00/6'7"	84/185	360	337	1 JUL 1982 ARMY (CHN)	5	0	45	50
6		SHI Hairong	1,92/6'4"	80/176	350	335	27 MAR 1977 JIANGSU (CHN)	6	0	90	96
8		CUI Jianjun	1,90/6'3"	89/196	350	335	1 AUG 1985 HENAN (CHN)	5	0	3	8
9		JIAO Shuai	1,94/6'4"	76/168	350	341	28 JAN 1984 HENAN (CHN)	0	0	4	4
11		YU Dawei	1,99/6'6"	90/198	345	335	21 JUN 1984 SHANGDONG (CHN)	5	0	73	78
12	C	SHEN Qiong	1,98/6'6"	84/185	359	349	5 SEP 1981 SHANGHAI (CHN)	11	0	147	158
14		JIANG Fudong	1,97/6'6"	85/187	345	336	10 JAN 1983 SICHUAN (CHN)	5	0	42	47
16	L	REN Qi	1,74/5'9"	70/154	322	312	24 FEB 1984 SHANGHAI (CHN)	5	0	36	41
17		SUI Shengsheng	1,92/6'4"	75/165	345	334	30 MAY 1980 LIAONING (CHN)	5	0	116	121
18		FANG Yingchao	1,98/6'6"	79/174	360	350	3 AUG 1982 SHANGAHI (CHN)	0	0	0	0
Team Minimum			1,74/5'9"	70/154	322	312					0
Team Average			1,94/6'4"	82/183	349	335					60
Team Maximum			2,10/6'11"	95/209	360	350					158

Uniform colours	Shirt	Shorts
Main	Red	Red
2nd	White	Red
3rd	Blue	Blue

Technical Staff:

Team Manager	ZHANG Rongfang
Head Coach	ZHOU Jianan
Assistant Coach	XIE Guochen
Doctor	SONG Weiping
Therapist/Trainer	ZHANG Luo

Note:
The final team roster will be available after the general technical meeting.

Legend:					
C	Team Captain	L	Libero Player	OG	Olympic Games
Oth	Other International Competitions	Tot	Total	WCH	World Championships



TEAM ROSTER As of 8 AUG 2008
队伍名单 / COMPOSITION DE L'ÉQUIPE

EGY - Egypt

No	C/L	Name	Height m/ft in	Weight kg/lbs	Highest Reach		Date of Birth Club	National Selections			
					Spike cm	Block cm		WCH	OG	Oth	Tot
1	C	AWAD Hamdy	2,02/6'8"	105/231	346	327	14 APR 1972 AHLY (EGY)	20	5	296	321
2		AHMED Abdalla	1,98/6'6"	72/159	352	331	10 OCT 1983 GABECA (ITA)	5	0	96	101
3		GABAL Mohamed	1,95/6'5"	97/214	345	320	21 JAN 1984 ELGAISH (EGY)	5	0	25	30
4		ABDEL NAEIM Ahmed	1,97/6'6"	87/192	342	316	19 AUG 1984 AHLY (EGY)	10	0	96	106
5		AHMED Abdel Latif	2,02/6'8"	90/198	345	325	13 AUG 1983 AHLY (EGY)	0	0	20	20
6	L	ALAYDY Wael	1,78/5'10"	76/168	305	290	8 DEC 1971 AHLY (EGY)	10	0	116	126
7		ABOUELHASSAN Ashraf	1,84/6'0"	87/192	321	302	17 MAY 1975 ZAMALEK (EGY)	15	5	166	186
8		YOUSSEF Saleh	1,94/6'4"	90/198	348	326	25 JUL 1982 ZAMALEK (EGY)	10	0	76	86
13		BADAWY Mohamed	1,97/6'6"	99/218	335	322	11 JAN 1986 ZAMALEK (EGY)	3	0	20	23
14		GOMAA Hossameldin	1,99/6'6"	92/203	344	324	15 FEB 1984 AHLY (EGY)	5	0	76	81
16		SEIF ELNASR Mohamed	2,03/6'8"	80/176	346	326	5 SEP 1983 ZAMALEK (EGY)	0	0	20	20
17		ABD EL kader Mahmoud	1,95/6'5"	94/207	342	316	12 MAY 1985 AHLY (EGY)	5	0	22	27
Team Minimum			1,78/5'10"	72/159	305	290					20
Team Average			1,95/6'5"	89/196	339	318					93
Team Maximum			2,03/6'8"	105/231	352	331					321

Uniform colours	Shirt	Shorts
Main	Red	Red
2nd	Blue	Blue
3rd	White	Black

Technical Staff:

Team Manager	EL GARHY Oof
Head Coach	ZAKARIA Ahmed
Assistant Coach	MESELHY Hany
Doctor	AHMED Mamdouh
Therapist/Trainer	ZALAM Sameh

Note:
The final team roster will be available after the general technical meeting.

Legend:	
C	Team Captain
Oth	Other International Competitions
L	Libero Player
Tot	Total
OG	Olympic Games
WCH	World Championships



TEAM ROSTER As of 8 AUG 2008
队伍名单 / COMPOSITION DE L'ÉQUIPE

GER - Germany

No	C/L	Name	Height m/ft in	Weight kg/lbs	Highest Reach		Date of Birth Club	National Selections			
					Spike cm	Block cm		WCH	OG	Oth	Tot
1		POPP Marcus	1,92/6'4"	90/198	358	338	23 SEP 1981 MARMI LANZA (ITA)	11	0	70	81
4		TISCHER Simon	1,94/6'4"	88/194	346	328	24 APR 1982 IRAKLIS (GRE)	11	0	107	118
5	C	ANDRAE Bjorn	2,00/6'7"	92/203	350	330	14 MAY 1981 KS PZU AZS (POL)	11	0	195	206
7		SIEBECK Mark	1,96/6'5"	92/203	345	320	14 OCT 1975 HALKBANK (TUR)	10	0	130	140
8		BOHME Marcus	2,11/6'11"	111/245	345	321	25 AUG 1985 SCC BERLIN (GER)	0	0	30	30
9		HUBNER Stefan	2,00/6'7"	99/218	365	345	13 JUN 1975 SISLEY (ITA)	11	0	206	217
10		SCHOPS Jochen	2,00/6'7"	100/220	360	335	8 OCT 1983 ISKRA (RUS)	11	0	125	136
11		DEHNE Frank	2,02/6'8"	100/220	340	320	14 FEB 1976 MARMI LANZA (ITA)	9	0	277	286
12		PAMPEL Christian	1,98/6'6"	92/203	360	340	6 SEP 1979 GAZPROM (RUS)	11	0	194	205
13		BERGMANN Ralph	2,06/6'9"	95/209	350	327	26 MAY 1970 MSC (GER)	11	0	207	218
14		KROMM Robert	2,12/6'11"	100/220	360	345	9 MAR 1984 SEMPRE (ITA)	10	0	111	121
19	L	KROGER Thomas	1,90/6'3"	82/181	328	302	11 JUN 1979 VFB (GER)	11	0	15	26
		Team Minimum	1,90/6'3"	82/181	328	302					26
		Team Average	2,00/6'7"	95/210	350	329					148
		Team Maximum	2,12/6'11"	111/245	365	345					286

Uniform colours	Shirt	Shorts
Main	Red	Red
2nd	Black	Black
3rd	White	White

Technical Staff:

Team Manager	GIEBELS Hartmut
Head Coach	MOCULESCU Stelian
Assistant Coach	BERNARD Stewart (NED)
Doctor	HEINOLD Dieter
Therapist/Trainer	GROTH Hans-Joseph

Note:
The final team roster will be available after the general technical meeting.

Legend:	
C	Team Captain
Oth	Other International Competitions
L	Libero Player
Tot	Total
OG	Olympic Games
WCH	World Championships


TEAM ROSTER As of 8 AUG 2008
队伍名单 / COMPOSITION DE L'ÉQUIPE

ITA - Italy

No	C/L	Name	Height m/ft in	Weight kg/lbs	Highest Reach		Date of Birth Club	National Selections			
					Spike cm	Block cm		WCH	OG	Oth	Tot
1		MASTRANGELO Luigi	2,02/6'8"	90/198	368	336	17 AUG 1975 M ROMA VOLLEY (ITA)	20	16	208	244
3		GAVOTTO Mauro	2,01/6'7"	88/194	350	330	16 APR 1979 ACQUA PARADISO (ITA)	0	0	6	6
5		VERMIGLIO Valerio	1,90/6'3"	83/183	342	320	1 MAR 1976 LUBE BANCA (ITA)	9	8	174	191
6		MEONI Marco	1,97/6'6"	86/190	338	313	25 MAY 1973 COPRA NORDMECC (ITA)	12	16	205	233
7		PAPARONI Alessandro	1,91/6'3"	75/165	340	314	17 AUG 1981 LUBE BANCA (ITA)	0	0	30	30
8	C	CISOLLA Alberto	1,97/6'6"	86/190	367	345	10 OCT 1977 SISLEY (ITA)	11	8	109	128
9		MARTINO Matteo	1,97/6'6"	84/185	340	322	28 JAN 1987 SPARKLING (ITA)	0	0	0	0
11		ZLATANOV Hristo	2,04/6'8"	103/227	355	315	21 APR 1976 COPRA NORDMECC (ITA)	0	0	103	103
12	L	CORSANO Mirko	1,90/6'3"	87/192	342	303	28 OCT 1973 LUBE BANCA (ITA)	21	8	129	158
14		FEI Alessandro	2,04/6'8"	90/198	358	336	29 NOV 1978 SISLEY (ITA)	32	16	188	236
15		BIRARELLI Emanuele	2,00/6'7"	95/209	332	316	8 FEB 1981 ITAS DIATEC (ITA)	0	0	7	7
16		BOVOLENTA Vigor	2,02/6'8"	95/209	362	327	30 MAY 1974 COPRA NORDMECC (ITA)	0	8	171	179
Team Minimum			1,90/6'3"	75/165	332	303					0
Team Average			1,97/6'6"	88/195	349	323					126
Team Maximum			2,04/6'8"	103/227	368	345					244

Uniform colours	Shirt	Shorts
Main	Royal Blue	Royal Blue
2nd	White	White
3rd	Dark Blue	Dark Blue

Technical Staff:

Team Manager	GAVAZZI Alberto
Head Coach	ANASTASI Andrea
Assistant Coach	GARDINI Andrea
Doctor	BENELLI Piero
Therapist/Trainer	GARGIULO Alessandro

Note:
The final team roster will be available after the general technical meeting.

Legend:	
C	Team Captain
Oth	Other International Competitions
L	Libero Player
Tot	Total
OG	Olympic Games
WCH	World Championships


TEAM ROSTER As of 8 AUG 2008
队伍名单 / COMPOSITION DE L'ÉQUIPE

JPN - Japan

No	C/L	Name	Height m/ft in	Weight kg/lbs	Highest Reach		Date of Birth Club	National Selections			
					Spike cm	Block cm		WCH	OG	Oth	Tot
1		SAITO Nobuharu	2,05/6'9"	95/209	345	330	29 SEP 1973 TORAY ARROWS (JPN)	11	0	139	150
5		USAMI Daisuke	1,83/6'0"	83/183	330	320	29 MAR 1979 PANASONIC (JPN)	0	0	100	100
7		YAMAMOTO Takahiro	2,01/6'7"	90/198	345	331	12 JUL 1978 PANASONIC (JPN)	21	0	135	156
8	C	OGINO Masaji	1,97/6'6"	98/216	340	320	8 JAN 1970 SUNTORY (JPN)	31	11	225	267
11		MATSUMOTO Yoshihiko	1,93/6'4"	80/176	358	340	7 JAN 1981 NEC (JPN)	0	0	49	49
12		YAMAMURA Kota	2,05/6'9"	95/209	350	340	20 OCT 1980 SUNTORY (JPN)	11	0	120	131
13		SHIMIZU Kunihiro	1,94/6'4"	95/209	345	320	11 AUG 1986 TOKAI UNIVERSITY (JPN)	0	0	42	42
14		FUKUZAWA Tatsuya	1,89/6'2"	84/185	355	330	1 JUL 1986 CHUO UNIVERSITY (JPN)	0	0	19	19
15	L	TSUMAGARI Katsutoshi	1,83/6'0"	78/172	320	305	2 NOV 1975 SUNTORY (JPN)	11	0	148	159
16		ISHIJIMA Yusuke	1,97/6'6"	100/220	345	335	9 JAN 1984 SAKAI BLAZERS (JPN)	11	0	61	72
17		KOSHIKAWA Yu	1,90/6'3"	87/192	348	335	30 JUN 1984 SUNTORY (JPN)	11	0	98	109
18		TOMONAGA Kosuke	1,84/6'0"	83/183	320	310	22 JUL 1980 SAKAI BLAZERS (JPN)	11	0	74	85
		Team Minimum	1,83/6'0"	78/172	320	305					19
		Team Average	1,93/6'4"	89/196	341	326					111
		Team Maximum	2,05/6'9"	100/220	358	340					267

Uniform colours	Shirt	Shorts
Main	Red	Red
2nd	White	White
3rd	Black	Black

Technical Staff:

Team Manager	HAGIWARA Hideo
Head Coach	UETA Tatsuya
Assistant Coach	OTAKE Hideyuki
Doctor	HAYASHI Mitsutoshi
Therapist/Trainer	KUBO Yoshito

Note:
The final team roster will be available after the general technical meeting.

Legend:					
C	Team Captain	L	Libero Player	OG	Olympic Games
Oth	Other International Competitions	Tot	Total	WCH	World Championships


TEAM ROSTER As of 8 AUG 2008
队伍名单 / COMPOSITION DE L'ÉQUIPE

POL - Poland

No	C/L	Name	Height m/ft in	Weight kg/lbs	Highest Reach		Date of Birth Club	National Selections			
					Spike cm	Block cm		WCH	OG	Oth	Tot
2		WINIARSKI Michal	2,00/6'7"	82/181	355	335	28 SEP 1983 ITAS DIATEC (ITA)	11	0	87	98
3	C	GRUSZKA Piotr	2,06/6'9"	102/225	355	330	8 MAR 1977 ARKAS (TUR)	20	10	215	245
4		PLINSKI Daniel	2,05/6'9"	99/218	350	330	10 DEC 1978 PGE SKRA(POL)	11	0	57	68
5		ZAGUMNY Pawel	2,00/6'7"	88/194	336	317	18 OCT 1977 MLEKPOL AZS (POL)	14	5	206	225
8		WIKA Marcin	1,94/6'4"	86/190	335	310	9 NOV 1983 RESOVIA (POL)	0	0	17	17
10		WLAZLY Mariusz	1,97/6'6"	75/165	362	343	4 AUG 1983 PGE SKRA(POL)	11	0	76	87
11		KADZIEWICZ Lukasz	2,06/6'9"	84/185	360	335	20 SEP 1980 TREFL (POL)	11	0	91	102
12		WOICKI Pawel	1,82/6'0"	75/165	315	300	29 JUN 1983 RESOVIA (POL)	0	0	8	8
13		SWIDERSKI Sebastian	1,93/6'4"	88/194	354	325	26 JUN 1977 LUBE BANCA (ITA)	9	5	215	229
14		GIERCZYNSKI Krzysztof	1,93/6'4"	81/179	337	324	23 JAN 1976 RESOVIA (POL)	0	0	3	3
16	L	IGNACZAK Krzysztof	1,88/6'2"	86/190	330	315	15 MAY 1978 RESOVIA (POL)	3	5	135	143
18		MOZDZONEK Marcin	2,11/6'11"	93/205	355	335	9 FEB 1985 MLEKPOL AZS(POL)	0	0	80	80
Team Minimum			1,82/6'0"	75/165	315	300					3
Team Average			1,97/6'6"	86/191	345	324					108
Team Maximum			2,11/6'11"	102/225	362	343					245

Uniform colours	Shirt	Shorts
Main	White	Red
2nd	Red	Red
3rd	Navy Blue	Navy Blue

Technical Staff:

Team Manager	ROMAN Witold
Head Coach	LOZANO Raul (ARG)
Assistant Coach	SWIDEREK Alojzy
Doctor	ADAMCZYK Grzegorz
Therapist/Trainer	STYCHNO Jacek

Note:
The final team roster will be available after the general technical meeting.

Legend:					
C	Team Captain	L	Libero Player	OG	Olympic Games
Oth	Other International Competitions	Tot	Total	WCH	World Championships


TEAM ROSTER As of 8 AUG 2008
队伍名单 / COMPOSITION DE L'ÉQUIPE

RUS - Russian Federation

No	C/L	Name	Height m/ft in	Weight kg/lbs	Highest Reach		Date of Birth Club	National Selections			
					Spike cm	Block cm		WCH	OG	Oth	Tot
1		KORNEEV Alexander	2,00/6'7"	96/212	348	339	11 SEP 1980 DINAMO (RUS)	11	0	148	159
2		POLTAVSKIY Semen	2,05/6'9"	89/196	346	338	8 FEB 1981 DINAMO (RUS)	11	0	188	199
3		KOSAREV Alexander	2,03/6'8"	95/209	339	328	30 SEP 1977 DINAMO-TATTRA (RUS)	32	8	189	229
6		GRANKIN Sergey	1,95/6'5"	87/192	351	320	21 JAN 1985 DINAMO (RUS)	7	0	56	63
8		TETYUKHIN Sergey	1,97/6'6"	89/196	345	338	23 SEP 1975 DINAMO-TTG K. (RUS)	24	13	329	366
9	C	KHAMUTTSKIKH Vadim	1,96/6'5"	85/187	342	331	26 NOV 1969 FAKEL (RUS)	24	19	254	297
10		BEREZHKO Yury	1,98/6'6"	90/198	346	338	27 JAN 1984 DINAMO (RUS)	11	0	147	158
13		OSTAPENKO Alexey	2,08/6'10"	94/207	355	340	26 MAY 1986 DINAMO (RUS)	7	0	56	63
15		VOLKOV Alexander	2,10/6'11"	90/198	355	335	14 FEB 1985 DINAMO (RUS)	11	0	76	87
16	L	VERBOV Alexey	1,83/6'0"	77/170	315	310	31 JAN 1982 ISKRA (RUS)	11	8	94	113
17		MIKHAYLOV Maxim	2,03/6'8"	85/187	345	330	19 MAR 1988 YAROSLAVICH (RUS)	0	0	0	0
18		KULESHOV Alexey	2,06/6'9"	96/212	353	344	24 FEB 1979 ISKRA (RUS)	20	16	253	289
		Team Minimum	1,83/6'0"	77/170	315	310					0
		Team Average	2,00/6'7"	89/197	345	332					168
		Team Maximum	2,10/6'11"	96/212	355	344					366

Uniform colours	Shirt	Shorts
Main	Red	Red
2nd	Blue	Blue
3rd	White	White

Technical Staff:

Team Manager	ISKAKOV Anvyar
Head Coach	ALEKNO Vladimir
Assistant Coach	PLACI Camillo (ITA)
Doctor	TREGUBOV Yury
Therapist/Trainer	SEREBRENNIKOV Alexandr (UZB)

Note:
The final team roster will be available after the general technical meeting.

Legend:	
C	Team Captain
Oth	Other International Competitions
L	Libero Player
Tot	Total
OG	Olympic Games
WCH	World Championships


TEAM ROSTER As of 8 AUG 2008
队伍名单 / COMPOSITION DE L'ÉQUIPE

SRB - Serbia

No	C/L	Name	Height m/ft in	Weight kg/lbs	Highest Reach		Date of Birth	Club	National Selections			
					Spike cm	Block cm			WCH	OG	Oth	Tot
1		KOVACEVIC Nikola	1,93/6'4"	78/172	350	340	14 FEB 1983	PERUGIA (ITA)	0	0	38	38
2		BOJOVIC Dejan	1,98/6'6"	86/190	360	345	3 APR 1983	GABECA (ITA)	11	0	71	82
3		BJELICA Novica	2,02/6'8"	97/214	343	324	9 FEB 1983	PIACENZA (ITA)	11	0	90	101
4		JANIC Bojan	1,98/6'6"	83/183	345	322	11 MAR 1982	VERONA (ITA)	0	0	118	118
5		PETKOVIC Vlado	1,98/6'6"	97/214	325	318	6 JAN 1983	BUDUCNOST (MNE)	0	0	53	53
8	L	SAMARDZIC Marko	1,90/6'3"	82/181	326	310	22 FEB 1983	TOURS (FRA)	11	0	74	85
9	C	GRBIC Nikola	1,94/6'4"	91/201	346	320	6 SEP 1973	TRENTINO (ITA)	32	22	218	272
10		NIKIC Milos	1,94/6'4"	79/174	350	330	31 MAR 1986	MILANO (ITA)	11	0	50	61
12		GERIC Andrija	2,03/6'8"	101/223	350	323	24 JAN 1977	LUBE BANCA (ITA)	32	22	196	250
14		MILJKOVIC Ivan	2,06/6'9"	88/194	354	333	13 SEP 1979	M. ROMA (ITA)	32	14	154	200
15		STAROVIC Sasa	2,07/6'9"	89/196	335	321	19 OCT 1988	BUDUCNOST (MNE)	0	0	23	23
18		PODRASCANIN Marko	2,04/6'8"	92/203	343	326	29 AUG 1987	CORIGLIANO (ITA)	18	0	61	79
Team Minimum			1,90/6'3"	78/172	325	310						
Team Average			1,98/6'6"	88/195	343	326						
Team Maximum			2,07/6'9"	101/223	360	345						

Uniform colours	Shirt	Shorts
Main	Blue	Blue
2nd	White	Blue
3rd	Red	Red

Technical Staff:

Team Manager	DJURICKOVIC Darko
Head Coach	KOLAKOVIC Igor (MNE)
Assistant Coach	BULATOVIC Zeljko
Doctor	MARTINOVIC Ljuban
Therapist/Trainer	JOKSIMOVIC Sasa

Note:
The final team roster will be available after the general technical meeting.

Legend:					
C	Team Captain	L	Libero Player	OG	Olympic Games
Oth	Other International Competitions	Tot	Total	WCH	World Championships


TEAM ROSTER As of 8 AUG 2008
队伍名单 / COMPOSITION DE L'ÉQUIPE

USA - United States

No	C/L	Name	Height m/ft in	Weight kg/lbs	Highest Reach		Date of Birth Club	National Selections			
					Spike cm	Block cm		WCH	OG	Oth	Tot
1		BALL Lloy	2,03/6'8"	95/209	351	316	17 FEB 1972 SPORT C.DINAMO (RUS)	25	18	334	377
2		ROONEY Sean	2,06/6'9"	100/220	354	336	13 NOV 1982 DINAMO-YANTAR (RUS)	0	0	41	41
4		LEE David	2,03/6'8"	105/231	350	325	8 MAR 1982 HALK BANKASI (TUR)	0	0	78	78
5	L	LAMBOURNE Richard	1,90/6'3"	90/198	324	312	6 MAY 1975 PZU AZS (POL)	11	0	137	148
8		PRIDDY William	1,96/6'5"	89/196	353	330	1 OCT 1977 LOKOMOTIV (RUS)	17	8	131	156
9		MILLAR Ryan	2,04/6'8"	98/216	354	326	22 JAN 1978 MILANO (ITA)	17	13	199	229
10		SALMON Riley	1,97/6'6"	89/196	345	331	2 JUL 1976 TOP VOLLEY (ITA)	17	8	146	171
12	C	HOFF Thomas	1,98/6'6"	94/207	353	333	9 JUN 1973 FAKEL (RUS)	23	13	243	279
13		STANLEY Clayton	2,05/6'9"	104/229	357	332	20 JAN 1978 SPORT C.DINAMO (RUS)	17	8	124	149
14		HANSEN Kevin	1,96/6'5"	93/205	349	330	19 MAR 1982 POITIERS (FRA)	0	0	71	71
15		GARDNER Gabriel	2,09/6'10"	103/227	353	335	18 MAR 1976 MILANO (ITA)	11	8	125	144
18		TOUZINSKY Scott	1,98/6'6"	86/190	344	330	22 APR 1982 ACH VOLLEY (SLO)	0	0	5	5
Team Minimum			1,90/6'3"	86/190	324	312					5
Team Average			2,00/6'7"	95/211	348	328					154
Team Maximum			2,09/6'10"	105/231	357	336					377

Uniform colours	Shirt	Shorts
Main	Red	Blue
2nd	Blue	Blue
3rd	White	Blue

Technical Staff:

Team Manager	BROWNING Robert
Head Coach	McCUTCHEON Hugh (NZL)
Assistant Coach	LARSEN Ronald
Doctor	KOUTURES Chris
Therapist/Trainer	SPERAW John

Note:
The final team roster will be available after the general technical meeting.

Legend:					
C	Team Captain	L	Libero Player	OG	Olympic Games
Oth	Other International Competitions	Tot	Total	WCH	World Championships



TEAM ROSTER As of 8 AUG 2008
队伍名单 / COMPOSITION DE L'ÉQUIPE

VEN - Venezuela

No	C/L	Name	Height m/ft in	Weight kg/lbs	Highest Reach		Date of Birth Club	National Selections			
					Spike cm	Block cm		WCH	OG	Oth	Tot
3	C	ROJAS Andy	1,97/6'6"	95/209	315	318	2 OCT 1977 ERMOLI (ITA)	7	0	28	35
4	L	SILVA Joel	1,88/6'2"	78/172	334	329	14 SEP 1985 APURE (VEN)	0	0	1	1
5		VALERA Rodman	1,88/6'2"	82/181	337	332	20 APR 1982 COMPOKTUNA (VEN)	4	0	21	25
6		LUNA Carlos	1,94/6'4"	85/187	339	331	25 JAN 1981 TOYODA (JPN)	5	0	22	27
7		DIAZ Luis	2,04/6'8"	92/203	349	342	20 AUG 1983 TONNO CALIPPO (ITA)	1	0	12	13
10		MENDEZ Ronald	2,03/6'8"	84/185	357	352	26 OCT 1982 BOLIVAR (VEN)	3	0	20	23
11		GOMEZ Ernardo	1,95/6'5"	90/198	355	350	30 JUL 1982 TOYODA (JPN)	8	0	39	47
12		TEJEDA Carlos	1,98/6'6"	90/198	340	315	29 JUL 1980 ALMERIA (ESP)	4	0	20	24
13		MARQUEZ Ivan	2,05/6'9"	85/187	339	333	4 OCT 1981 VERENING (NED)	3	0	5	8
14		EREU Thomas	1,94/6'4"	85/187	352	345	25 OCT 1979 TAVIANO (ITA)	2	0	15	17
17		BLANCO Juan Carlos	1,95/6'5"	83/183	341	336	27 JUL 1981 KARAVA (VEN)	3	0	24	27
18		CEDENO Freddy	2,05/6'9"	95/209	353	348	10 SEP 1981 ARONA (ESP)	3	0	15	18
Team Minimum			1,88/6'2"	78/172	315	315					1
Team Average			1,97/6'6"	87/192	342	335					22
Team Maximum			2,05/6'9"	95/209	357	352					47

Uniform colours	Shirt	Shorts
Main	Red	Red
2nd	Blue	Blue
3rd	White	White

Technical Staff:

Team Manager	RODRIGUEZ Judith
Head Coach	NAVAJAS Ricardo (BRA)
Assistant Coach	OLIVEIRA Carlos (BRA)
Doctor	RAMOS Jorge (CUB)
Therapist/Trainer	SILVA Tiago (BRA)

Note:
The final team roster will be available after the general technical meeting.

Legend:					
C	Team Captain	L	Libero Player	OG	Olympic Games
Oth	Other International Competitions	Tot	Total	WCH	World Championships




RESULTS TABLE - FINAL ROUND As of 24 AUG 2008
成绩表-决赛 / TABLEAU DES RÉSULTATS - PHASE FINALE

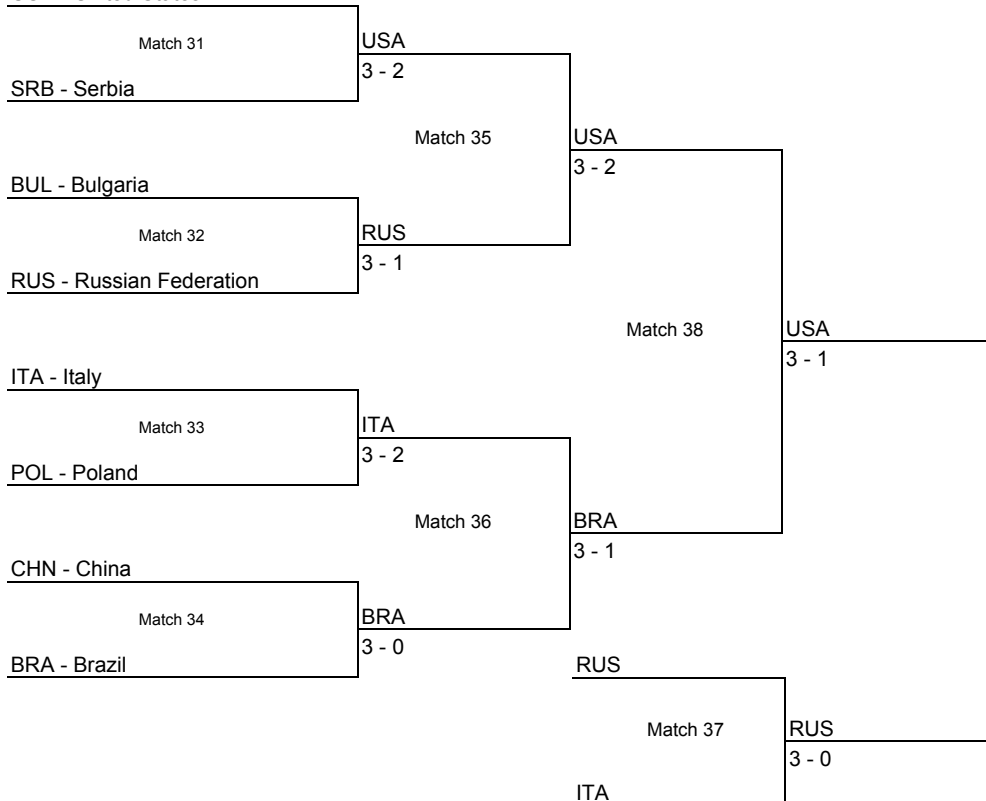
P4

Match	Phase	Date	Teams	Sets	Points per Set					Total Points	Match Duration	Spectators
					1	2	3	4	5			
31	Quarterfinals	20 AUG 2008	USA vs SRB	3 - 2	20-25	25-23	21-25	25-18	15-12	106-103	2h14m	7,500
32	Quarterfinals	20 AUG 2008	BUL vs RUS	1 - 3	25-20	16-25	22-25	21-25		84-95	1h47m	11,500
33	Quarterfinals	20 AUG 2008	ITA vs POL	3 - 2	25-19	25-22	18-25	26-28	17-15	111-109	2h19m	8,000
34	Quarterfinals	20 AUG 2008	CHN vs BRA	0 - 3	17-25	15-25	16-25			48-75	1h13m	13,000
35	Semifinals	22 AUG 2008	USA vs RUS	3 - 2	25-22	25-21	25-27	22-25	15-13	112-108	2h17m	12,500
36	Semifinals	22 AUG 2008	ITA vs BRA	1 - 3	25-19	18-25	21-25	22-25		86-94	1h56m	12,500
37	Bronze Medal	24 AUG 2008	RUS vs ITA	3 - 0	25-22	25-19	25-23			75-64	1h19m	11,500
38	Gold Medal	24 AUG 2008	USA vs BRA	3 - 1	20-25	25-22	25-21	25-23		95-91	2h05m	13,000

Statistics of	Average match duration	Average spectators	Total spectators
Preliminary Round	1h42m	7,355	220,650
Final Round	1h53m	11,187	89,500
Tournament	1h44m	8,161	310,150



USA - United States





MATCH RESULT

比赛结果表 / RÉSULTAT DU MATCH

P2

Match Duration: 2h05m
Spectators: 13,000

USA vs BRA
3 vs 1

Team	Sets	1	2	3	4	Total
USA	3	20	25	25	25	95
BRA	1	25	22	21	23	91
Playing Time		27m	30m	29m	30m	1h56m

First Referee: WANG Ning (CHN)

Second Referee: HOBOR Bela (HUN)

USA - United States								
No	C/L	Name	1	2	3	4	5	Pts
1		BALL Lloy	2	5	4	5		4
2		ROONEY Sean	4	4				0
4		LEE David	4	1	6	1		10
5	L	LAMBOURNE Richard	L	L	L	L		0
8		PRIDDY William	3	6	5	6		12
9		MILLAR Ryan	1	4	3	4		11
10		SALMON Riley	6	3	2	3		13
12	C	HOFF Thomas		10		10		0
13		STANLEY Clayton	5	2	1	2		20
14		HANSEN Kevin						0
15		GARDNER Gabriel						0
18		TOUZINSKY Scott						0
Head Coach:		McCUTCHEON Hugh (NZL)						
Assistant Coach:		LARSEN Ronald (USA)						

BRA - Brazil								
No	C/L	Name	1	2	3	4	5	Pts
1		REZENDE Bruno	9	4	9	7		1
2		ELGARTEN Marcelo	6	5	6	6		0
4		HELLER Andre	2	1	2	2		9
6		FUCHS Samuel			2			0
7	C	GODOY FILHO Gilberto	1	6	1	1		14
8		ENDRES Murilo	2	9	18	4		13
9		NASCIMENTO Andre	3	2	3			2
10	L	SANTOS Sergio	L	L	L	L		0
11		RODRIGUES Anderson						0
13		ENDRES Gustavo	5	4	5	5		13
14		SANTANA Rodrigo		2				0
18		AMARAL Dante	4	3	4	3		15
Head Coach:		REZENDE Bernardo (BRA)						
Assistant Coach:		TABACH Ricardo (BRA)						

TEAM AND PLAYER PERFORMANCES

Won	Total Atts	No	Name
50	119	Total Team	
15	37	13	STANLEY Clayton
12	26	10	SALMON Riley
8	28	8	PRIDDY William
17	72	Total Team	
5	19	4	LEE David
4	10	8	PRIDDY William
3	18	9	MILLAR Ryan
3	94	Total Team	
2	20	13	STANLEY Clayton
1	13	1	BALL Lloy
25		Total Team	
95	285	Total Team	
20	66	13	STANLEY Clayton

Scoring Skills
Spike
Block
Serve
Opp Error
Total
Best Scorer

Won	Total Atts	No	Name
49	131	Total Team	
13	33	18	AMARAL Dante
12	38	7	GODOY FILHO Gilberto
12	23	8	ENDRES Murilo
13	55	Total Team	
5	18	4	HELLER Andre
4	10	13	ENDRES Gustavo
2	9	18	AMARAL Dante
5	92	Total Team	
2	14	13	ENDRES Gustavo
1	13	7	GODOY FILHO Gilberto
1	8	1	REZENDE Bruno
24		Total Team	
91	278	Total Team	
15	53	18	AMARAL Dante

Legend:			
Atts	Attempts	C	Team Captain
n	Starting Line-Up where n=starting position on Court (i.e. positions 1 to 6)	L	Libero Player
nn	Substitute where nn=jersey number of out going player	Opp	Opponent
		L	Substitute Libero
		Pts	Points scored



MATCH RESULT

比赛结果表 / RÉSULTAT DU MATCH

P2

Match Duration: 1h19m
Spectators: 11,500

RUS vs ITA
3 vs 0

Team	Sets	1	2	3	Total
RUS	3	25	25	25	75
ITA	0	22	19	23	64
Playing Time		24m	23m	26m	1h13m

First Referee: LEUTHAUSER Frank (GER)

Second Referee: JOVANOVIC Dejan (SRB)

RUS - Russian Federation								
No	C/L	Name	1	2	3	4	5	Pts
1		KORNEEV Alexander						0
2		POLTAVSKIY Semen	6		8			0
3		KOSAREV Alexander	1	1	4			10
6		GRANKIN Sergey	6	6	3			1
8		TETYUKHIN Sergey	4	4	1			6
9	C	KHAMUTTSKIKH Vadim						0
10		BEREZHKO Yury						0
13		OSTAPENKO Alexey						0
15		VOLKOV Alexander	5	5	2			12
16	L	VERBOV Alexey	L	L	L			0
17		MIKHAYLOV Maxim	3	3	6			20
18		KULESHOV Alexey	2	2	5			6
Head Coach:		ALEKNO Vladimir (RUS)						
Assistant Coach:		PLACI Camillo (ITA)						

ITA - Italy								
No	C/L	Name	1	2	3	4	5	Pts
1		MASTRANGELO Luigi	1	6	5			4
3		GAVOTTO Mauro						0
5		VERMIGLIO Valerio	2	1	6			0
6		MEONI Marco		5	6			0
7		PAPARONI Alessandro						0
8	C	CISOLLA Alberto		11	4			4
9		MARTINO Matteo	3	2	1			10
11		ZLATANOV Hristo	6	5				4
12	L	CORSANO Mirko	L	L	L			0
14		FEI Alessandro	5	4	3			15
15		BIRARELLI Emanuele	4	3				4
16		BOVOLENTA Vigor			2			2
Head Coach:		ANASTASI Andrea (ITA)						
Assistant Coach:		GARDINI Andrea (ITA)						

TEAM AND PLAYER PERFORMANCES

Won	Total Atts	No	Name
43	96	Total Team	
16	34	17	MIKHAYLOV Maxim
10	19	3	KOSAREV Alexander
8	15	15	VOLKOV Alexander
9	44	Total Team	
4	11	15	VOLKOV Alexander
4	11	18	KULESHOV Alexey
1	4	17	MIKHAYLOV Maxim
3	73	Total Team	
3	17	17	MIKHAYLOV Maxim
20		Total Team	
75	213	Total Team	
20	55	17	MIKHAYLOV Maxim

Scoring Skills
Spike
Block
Serve
Opp Error
Total
Best Scorer

Won	Total Atts	No	Name
37	93	Total Team	
14	32	14	FEI Alessandro
9	23	9	MARTINO Matteo
4	14	8	CISOLLA Alberto
4	34	Total Team	
2	6	15	BIRARELLI Emanuele
1	6	14	FEI Alessandro
1	6	1	MASTRANGELO Luigi
2	65	Total Team	
1	12	9	MARTINO Matteo
1	5	11	ZLATANOV Hristo
21		Total Team	
64	192	Total Team	
15	47	14	FEI Alessandro

Legend:	Attempts	C	Team Captain	L	Libero Player	L	Substitute Libero
n	Starting Line-Up where n=starting position on Court (i.e. positions 1 to 6)						
nn	Substitute where nn=jersey number of out going player			Opp	Opponent	Pts	Points scored



MATCH RESULT

比赛结果表 / RÉSULTAT DU MATCH

P2

Match Duration: 2h17m
Spectators: 12,500

USA vs RUS
3 vs 2

Team	Sets	1	2	3	4	5	Total
USA	3	25	25	25	22	15	112
RUS	2	22	21	27	25	13	108
	Playing Time	26m	26m	31m	25m	17m	2h05m

First Referee: SAKAIDE Osamu (JPN)

Second Referee: AL-NAAMA Ibrahim (QAT)

USA - United States								
No	C/L	Name	1	2	3	4	5	Pts
1		BALL Lloy	3	4	5	5	5	5
2		ROONEY Sean	4	9	9	9	9	0
4		LEE David	5	6	1	1	1	12
5	L	LAMBOURNE Richard	L	L	L	L	L	0
8		PRIDDY William	4	5	6	6	6	18
9		MILLAR Ryan	2	3	4	4	4	14
10		SALMON Riley	1	2	3	3	3	13
12	C	HOFF Thomas	10	10	10	10	10	0
13		STANLEY Clayton	6	1	2	2	2	19
14		HANSEN Kevin						0
15		GARDNER Gabriel						0
18		TOUZINSKY Scott						0
Head Coach:		McCUTCHEON Hugh (NZL)						
Assistant Coach:		LARSEN Ronald (USA)						

RUS - Russian Federation								
No	C/L	Name	1	2	3	4	5	Pts
1		KORNEEV Alexander	6					0
2		POLTAVSKIY Semen			6		6	0
3		KOSAREV Alexander	4	1	1	1	1	16
6		GRANKIN Sergey	3	6	6	6	6	2
8		TETYUKHIN Sergey	1	4	4	4	4	8
9	C	KHAMUTTSKIKH Vadim						0
10		BEREZHKO Yury		8	17			0
13		OSTAPENKO Alexey						0
15		VOLKOV Alexander	2	5	5	5	5	14
16	L	VERBOV Alexey	L	L	L	L	L	0
17		MIKHAYLOV Maxim	6	3	3	3	3	31
18		KULESHOV Alexey	5	2	2	2	2	9
Head Coach:		ALEKNO Vladimir (RUS)						
Assistant Coach:		PLACI Camillo (ITA)						

TEAM AND PLAYER PERFORMANCES

Won	Total Atts	No	Name
66	141	Total Team	
17	36	8	PRIDDY William
13	26	10	SALMON Riley
12	20	9	MILLAR Ryan
7	71	Total Team	
3	12	4	LEE David
2	21	9	MILLAR Ryan
1	10	1	BALL Lloy
8	111	Total Team	
7	24	13	STANLEY Clayton
1	15	8	PRIDDY William
31		Total Team	
112	323	Total Team	
19	67	13	STANLEY Clayton

Scoring Skills
Spike
Block
Serve
Opp Error
Total
Best Scorer

Won	Total Atts	No	Name
66	131	Total Team	
28	52	17	MIKHAYLOV Maxim
14	25	3	KOSAREV Alexander
9	13	15	VOLKOV Alexander
11	73	Total Team	
4	17	15	VOLKOV Alexander
3	18	18	KULESHOV Alexey
2	15	3	KOSAREV Alexander
3	109	Total Team	
1	23	17	MIKHAYLOV Maxim
1	17	8	TETYUKHIN Sergey
1	17	15	VOLKOV Alexander
28		Total Team	
108	313	Total Team	
31	80	17	MIKHAYLOV Maxim

Legend:	Attempts	C	Team Captain	L	Libero Player	L	Substitute Libero
n	Starting Line-Up where n=starting position on Court (i.e. positions 1 to 6)						
nn	Substitute where nn=jersey number of out going player						
	Opp	Opponent	Pts	Points scored			



MATCH RESULT

比赛结果表 / RÉSULTAT DU MATCH

P2

Match Duration: 1h56m
Spectators: 12,500

ITA vs BRA
1 3

Team	Sets	1	2	3	4	Total
ITA	1	25	18	21	22	86
BRA	3	19	25	25	25	94
Playing Time		24m	27m	27m	29m	1h47m

First Referee: KIM Kun-Tae (KOR)

Second Referee: SALAS Humberto (MEX)

ITA - Italy									
No	C/L	Name	1	2	3	4	5	Pts	
1		MASTRANGELO Luigi	4	6	4			6	
3		GAVOTTO Mauro	2	4	2			13	
5		VERMIGLIO Valerio	5	1	5	6		2	
6		MEONI Marco				5		0	
7	L	PAPARONI Alessandro	L	L	L	L		0	
8	C	CISOLLA Alberto	3	5	3	4		15	
9		MARTINO Matteo	6	2	6	1		7	
11		ZLATANOV Hristo	5			8		4	
14		FEI Alessandro			3	3		4	
15		BIRARELLI Emanuele		16	1	2		8	
16		BOVOLENTA Vigor	1	3	1	5		3	
Head Coach:		ANASTASI Andrea (ITA)							
Assistant Coach:		GARDINI Andrea (ITA)							

BRA - Brazil									
No	C/L	Name	1	2	3	4	5	Pts	
1		REZENDE Bruno	9	9		9		1	
2		ELGARTEN Marcelo	3	6	5	6		0	
4		HELLER Andre	5	2	1	2		12	
6		FUCHS Samuel	2	2		2		0	
7	C	GODOY FILHO Gilberto	4	1	6	1		17	
8		ENDRES Murilo		18	3	4		9	
9		NASCIMENTO Andre	6	3	2	3		10	
10	L	SANTOS Sergio	L	L	L	L		0	
11		RODRIGUES Anderson						0	
13		ENDRES Gustavo	2	5	4	5		11	
14		SANTANA Rodrigo						0	
18		AMARAL Dante	1	4				1	
Head Coach:		REZENDE Bernardo (BRA)							
Assistant Coach:		TABACH Ricardo (BRA)							

TEAM AND PLAYER PERFORMANCES

Won	Total Atts	No	Name
50	110	Total Team	
11	25	8	CISOLLA Alberto
11	23	3	GAVOTTO Mauro
7	8	15	BIRARELLI Emanuele
10	59	Total Team	
2	5	8	CISOLLA Alberto
2	5	3	GAVOTTO Mauro
2	4	9	MARTINO Matteo
2	87	Total Team	
2	18	8	CISOLLA Alberto
24		Total Team	
86	256	Total Team	
15	48	8	CISOLLA Alberto

Scoring Skills
Spike
Block
Serve
Opp Error
Total
Best Scorer

Won	Total Atts	No	Name
48	105	Total Team	
15	32	7	GODOY FILHO Gilberto
9	29	9	NASCIMENTO Andre
8	18	8	ENDRES Murilo
11	47	Total Team	
4	12	4	HELLER Andre
3	12	13	ENDRES Gustavo
2	8	7	GODOY FILHO Gilberto
2	93	Total Team	
1	16	13	ENDRES Gustavo
1	4	1	REZENDE Bruno
33		Total Team	
94	245	Total Team	
17	52	7	GODOY FILHO Gilberto

Legend:			
Atts	Attempts	C	Team Captain
n	Starting Line-Up where n=starting position on Court (i.e. positions 1 to 6)	L	Libero Player
nn	Substitute where nn=jersey number of out going player	Opp	Opponent
		L	Substitute Libero
		Pts	Points scored



MATCH RESULT

比赛结果表 / RÉSULTAT DU MATCH

P2

Match Duration: 2h14m
Spectators: 7,500

USA vs SRB
3 vs 2

Team	Sets	1	2	3	4	5	Total
USA	3	20	25	21	25	15	106
SRB	2	25	23	25	18	12	103
	Playing Time	25m	30m	26m	24m	17m	2h02m

First Referee: WANG Ning (CHN)

Second Referee: SHAHMIRI Mohammad (IRI)

USA - United States							
No	C/L	Name	1	2	3	4	5 Pts
1		BALL Lloy	4	6	1	2	5 1
2		ROONEY Sean					0
4		LEE David	6	2	3	4	1 15
5	L	LAMBOURNE Richard	L	L	L	L	0
8		PRIDDY William	5	1	2	3	6 17
9		MILLAR Ryan	3	5	6	1	4 11
10		SALMON Riley	2	4	5	6	3 14
12	C	HOFF Thomas		10		10	10 0
13		STANLEY Clayton	1	3	4	5	2 18
14		HANSEN Kevin					0
15		GARDNER Gabriel					0
18		TOUZINSKY Scott		9		9	0
Head Coach:		McCUTCHEON Hugh (NZL)					
Assistant Coach:		LARSEN Ronald (USA)					

SRB - Serbia							
No	C/L	Name	1	2	3	4	5 Pts
2		BOJOVIC Dejan	3	3	3	3	3 12
3		BJELICA Novica	1	1		12	12 2
4		JANIC Bojan	2	2	2	2	2 0
5		PETKOVIC Vlado		10			0
8	L	SAMARDZIC Marko	L	L	L	L	0
9	C	GRBIC Nikola	5	5	5	5	5 5
10		NIKIC Milos	6	6	6	6	6 15
12		GERIC Andrija	10	3	1	1	1 6
14		MILJKOVIC Ivan	2	2	2	2	2 28
15		STAROVIC Sasa					0
18		PODRASCANIN Marko	4	4	4	4	4 10
Head Coach:		KOLAKOVIC Igor (MNE)					
Assistant Coach:		BULATOVIC Zeljko (SRB)					

TEAM AND PLAYER PERFORMANCES

Won	Total Atts	No	Name
56	123	Total Team	
14	37	13	STANLEY Clayton
14	27	8	PRIDDY William
12	25	10	SALMON Riley
14	66	Total Team	
7	23	9	MILLAR Ryan
3	4	4	LEE David
2	8	13	STANLEY Clayton
6	105	Total Team	
3	25	8	PRIDDY William
2	17	13	STANLEY Clayton
1	14	10	SALMON Riley
30		Total Team	
106	294	Total Team	
18	62	13	STANLEY Clayton

Scoring Skills
Spike
Block
Serve
Opp Error
Total
Best Scorer

Won	Total Atts	No	Name
61	125	Total Team	
23	46	14	MILJKOVIC Ivan
15	28	10	NIKIC Milos
10	27	2	BOJOVIC Dejan
12	56	Total Team	
4	17	18	PODRASCANIN Marko
4	9	12	GERIC Andrija
2	11	9	GRBIC Nikola
5	104	Total Team	
3	24	14	MILJKOVIC Ivan
2	18	2	BOJOVIC Dejan
25		Total Team	
103	285	Total Team	
28	77	14	MILJKOVIC Ivan

Legend:	Attempts	C	Team Captain	L	Libero Player	L	Substitute Libero
n	Starting Line-Up where n=starting position on Court (i.e. positions 1 to 6)						
nn	Substitute where nn=jersey number of out going player						
	Opp	Opponent	Pts	Points scored			



MATCH RESULT

比赛结果表 / RÉSULTAT DU MATCH

P2

Match Duration: 1h47m
Spectators: 11,500

BUL vs RUS
1 3

Team	Sets	1	2	3	4	Total
BUL	1	25	16	22	21	84
RUS	3	20	25	25	25	95
	Playing Time	22m	24m	26m	26m	1h38m

First Referee: HOBOR Bela (HUN)

Second Referee: LODERUS Frans (NED)

BUL - Bulgaria								
No	C/L	Name	1	2	3	4	5	Pts
1		IVANOV Evgeni	5	5	5	2		6
2		TSVETANOV Hristo	2	2	5	5		3
3		ZHEKOV Andrey	3	3	3	6		4
4		YORDANOV Boyan		3				0
5		GAYDARSKI Krasimir		2	2			0
6		KAZIYSKI Matey	4	4	4	1		24
11		NIKOLOV Vladimir	6	6	6	3		16
13	L	SALPAROV Teodor	L	L	L	L		0
14		STOYKOV Kostadin						0
15		ALEKSIEV Todor	17		17	17		0
17	C	KONSTANTINOV Plamen	1	1	1	4		7
18		TASSEV Ivan		11				0
Head Coach:		STOEV Martin (BUL)						
Assistant Coach:		TODOROV Vladislav (BUL)						

RUS - Russian Federation								
No	C/L	Name	1	2	3	4	5	Pts
1		KORNEEV Alexander						0
2		POLTAVSKIY Semen	6			17		4
3		KOSAREV Alexander	2	3		6		4
6		GRANKIN Sergey	1	2	1	5		2
8		TETYUKHIN Sergey	5	6	5	3		13
9	C	KHAMUTTSKIKH Vadim						0
10		BEREZHKO Yury		3	2	6		9
13		OSTAPENKO Alexey						0
15		VOLKOV Alexander	6	1	6	4		11
16	L	VERBOV Alexey	L	L	L	L		0
17		MIKHAYLOV Maxim	4	5	4	2		17
18		KULESHOV Alexey	3	4	3	1		9
Head Coach:		ALEKNO Vladimir (RUS)						
Assistant Coach:		PLACI Camillo (ITA)						

TEAM AND PLAYER PERFORMANCES

Won	Total Atts	No	Name
49	110	Total Team	
20	33	6	KAZIYSKI Matey
15	35	11	NIKOLOV Vladimir
7	19	17	KONSTANTINOV Plamen
7	40	Total Team	
3	9	3	ZHEKOV Andrey
2	10	1	IVANOV Evgeni
1	6	2	TSVETANOV Hristo
4	85	Total Team	
3	21	6	KAZIYSKI Matey
1	9	11	NIKOLOV Vladimir
24		Total Team	
84	235	Total Team	
24	58	6	KAZIYSKI Matey

Scoring Skills
Spike
Block
Serve
Opp Error
Total
Best Scorer

Won	Total Atts	No	Name
51	105	Total Team	
16	34	17	MIKHAYLOV Maxim
12	23	8	TETYUKHIN Sergey
7	13	10	BEREZHKO Yury
14	64	Total Team	
4	11	15	VOLKOV Alexander
2	15	18	KULESHOV Alexey
2	10	10	BEREZHKO Yury
4	93	Total Team	
2	16	15	VOLKOV Alexander
1	17	18	KULESHOV Alexey
1	2	2	POLTAVSKIY Semen
26		Total Team	
95	262	Total Team	
17	55	17	MIKHAYLOV Maxim

Legend:	Attempts	C	Team Captain	L	Libero Player	L	Substitute Libero
n	Starting Line-Up where n=starting position on Court (i.e. positions 1 to 6)						
nn	Substitute where nn=jersey number of out going player						
	Opp	Opponent	Pts	Points scored			



MATCH RESULT

比赛结果表 / RÉSULTAT DU MATCH

P2

Match Duration: 2h19m
Spectators: 8,000

ITA vs POL
3 vs 2

Team	Sets	1	2	3	4	5	Total
ITA	3	25	25	18	26	17	111
POL	2	19	22	25	28	15	109
	Playing Time	24m	27m	25m	31m	20m	2h07m

First Referee: SOKULLU Umit (TUR)

Second Referee: DEREGNAUCOURT Patrick (FRA)

ITA - Italy								
No	C/L	Name	1	2	3	4	5 Pts	
1		MASTRANGELO Luigi	5	5	16	1	1	6
3		GAVOTTO Mauro	3	3	3	5	5	20
5		VERMIGLIO Valerio	6	6	6	2	2	3
6		MEONI Marco						0
7		PAPARONI Alessandro	16	16				0
8	C	CISOLLA Alberto	4	4	4	6	6	18
9		MARTINO Matteo	1	1	1	3	3	13
11		ZLATANOV Hristo			8	5	5	0
12	L	CORSANO Mirko	L	L	L	L	L	0
14		FEI Alessandro						0
15		BIRARELLI Emanuele	2	2	2	4	16	4
16		BOVOLENTA Vigor	5	5	5	15	4	14
Head Coach:			ANASTASI Andrea (ITA)					
Assistant Coach:			GARDINI Andrea (ITA)					

POL - Poland								
No	C/L	Name	1	2	3	4	5 Pts	
2		WINIARSKI Michal	6	5	6	5	5	19
3	C	GRUSZKA Piotr				5	5	0
4		PLINSKI Daniel	1	6				2
5		ZAGUMNY Pawel	5	4	5	4	4	1
8		WIKI Marcin	13		3	2	2	8
10		WLAZLY Mariusz	2	1	2	1	1	27
11		KADZIEWICZ Lukasz	4	3	4	3	3	8
12		WOICKI Pawel	11	11		11	11	1
13		SWIDERSKI Sebastian	3	2				9
14		GIERCZYNSKI Krzysztof						0
16	L	IGNACZAK Krzysztof	L	L	L	L	L	0
18		MOZDZONEK Marcin	4	4	1	6	6	5
Head Coach:			LOZANO Raul (ARG)					
Assistant Coach:			SWIDEREK Alojzy (POL)					

TEAM AND PLAYER PERFORMANCES

Won	Total Atts	No	Name
65	144	Total Team	
16	37	3	GAVOTTO Mauro
15	36	8	CISOLLA Alberto
13	21	16	BOVOLENTA Vigor
11	91	Total Team	
3	15	8	CISOLLA Alberto
3	13	3	GAVOTTO Mauro
2	11	9	MARTINO Matteo
2	111	Total Team	
1	15	3	GAVOTTO Mauro
1	9	1	MASTRANGELO Luigi
33		Total Team	
111	346	Total Team	
20	65	3	GAVOTTO Mauro

Scoring Skills
Spike
Block
Serve
Opp Error
Total
Best Scorer

Won	Total Atts	No	Name
64	149	Total Team	
26	57	10	WLAZLY Mariusz
13	35	2	WINIARSKI Michal
8	17	13	SWIDERSKI Sebastian
11	63	Total Team	
5	14	2	WINIARSKI Michal
2	12	18	MOZDZONEK Marcin
1	10	10	WLAZLY Mariusz
5	109	Total Team	
3	17	8	WIKI Marcin
1	15	2	WINIARSKI Michal
1	7	12	WOICKI Pawel
29		Total Team	
109	321	Total Team	
27	83	10	WLAZLY Mariusz

Legend:			
Atts	Attempts	C	Team Captain
n	Starting Line-Up where n=starting position on Court (i.e. positions 1 to 6)	L	Libero Player
nn	Substitute where nn=jersey number of out going player	Opp	Opponent
		L	Substitute Libero
		Pts	Points scored



MATCH RESULT

比赛结果表 / RÉSULTAT DU MATCH

P2

Match Duration: 1h13m
Spectators: 13,000

CHN vs BRA
0 vs 3

Team	Sets	1	2	3	Total
CHN	0	17	15	16	48
BRA	3	25	25	25	75
Playing Time		23m	21m	23m	1h07m

First Referee: MENGHINI Massimo (ITA)

Second Referee: LEUTHAUSER Frank (GER)

CHN - China								
No	C/L	Name	1	2	3	4	5	Pts
1		BIAN Hongmin	4	6	4			4
4		YUAN Zhi	2	4				6
5		GUO Peng						0
6		SHI Hairong		5	3			3
8		CUI Jianjun	3	12	6			7
9		JIAO Shuai	5	1	5			0
11		YU Dawei	1	3	1			5
12	C	SHEN Qiong	6	2				1
14		JIANG Fudong						0
16	L	REN Qi	L	L	L			0
17		SUI Shengsheng			11			0
18		FANG Yingchao	4	2				6
Head Coach:		ZHOU Jianan (CHN)						
Assistant Coach:		XIE Guochen (CHN)						

BRA - Brazil								
No	C/L	Name	1	2	3	4	5	Pts
1		REZENDE Bruno	9	9				0
2		ELGARTEN Marcelo	5	6	5			0
4		HELLER Andre	1	2	1			6
6		FUCHS Samuel	2	2	9			1
7	C	GODOY FILHO Gilberto	6	1	6			12
8		ENDRES Murilo			7			2
9		NASCIMENTO Andre	2	3	2			7
10	L	SANTOS Sergio	L	L	L			0
11		RODRIGUES Anderson						0
13		ENDRES Gustavo	4	5	4			12
14		SANTANA Rodrigo			4			1
18		AMARAL Dante	3	4	3			13
Head Coach:		REZENDE Bernardo (BRA)						
Assistant Coach:		TABACH Ricardo (BRA)						

TEAM AND PLAYER PERFORMANCES

Won	Total Atts	No	Name
31	79	Total Team	
7	14	8	CUI Jianjun
6	16	4	YUAN Zhi
6	14	18	FANG Yingchao
0	26	Total Team	
1	49	Total Team	
1	6	6	SHI Hairong
16		Total Team	
48	154	Total Team	
7	24	8	CUI Jianjun

Scoring Skills
Spike
Block
Serve
Opp Error
Total
Best Scorer

Won	Total Atts	No	Name
38	62	Total Team	
9	14	7	GODOY FILHO Gilberto
7	16	18	AMARAL Dante
6	10	9	NASCIMENTO Andre
12	40	Total Team	
5	14	13	ENDRES Gustavo
4	10	18	AMARAL Dante
2	5	7	GODOY FILHO Gilberto
4	74	Total Team	
2	11	18	AMARAL Dante
1	10	13	ENDRES Gustavo
1	10	7	GODOY FILHO Gilberto
21		Total Team	
75	176	Total Team	
13	37	18	AMARAL Dante

Legend:			
Atts	Attempts	C	Team Captain
n	Starting Line-Up where n=starting position on Court (i.e. positions 1 to 6)	L	Libero Player
nn	Substitute where nn=jersey number of out going player	Opp	Opponent
		L	Substitute Libero
		Pts	Points scored


RESULTS TABLE - PRELIMINARY ROUND As of 19 AUG 2008

成绩表-预赛 / TABLEAU DES RÉSULTATS - PHASE PRÉLIMINAIRE

P4

Pool A				Points per Set					Total Points	Match Duration	Spectators
Match	Date	Teams	Sets	1	2	3	4	5			
2	10 AUG 2008	ITA vs JPN	3 - 1	25-19	25-18	23-25	25-17		98-79	1h43m	3,000
3	10 AUG 2008	USA vs VEN	3 - 2	25-18	25-18	22-25	21-25	15-10	108-96	2h17m	11,000
5	10 AUG 2008	BUL vs CHN	3 - 1	25-20	25-21	26-28	25-19		101-88	1h50m	11,000
9	12 AUG 2008	USA vs ITA	3 - 1	24-26	25-22	25-15	25-21		99-84	2h02m	12,500
11	12 AUG 2008	VEN vs CHN	2 - 3	21-25	25-21	25-16	21-25	14-16	106-103	2h14m	12,500
12	12 AUG 2008	JPN vs BUL	1 - 3	27-29	25-23	21-25	19-25		92-102	1h49m	3,200
13	14 AUG 2008	ITA vs VEN	3 - 0	25-21	25-20	25-21			75-62	1h23m	3,300
17	14 AUG 2008	CHN vs JPN	3 - 2	25-20	25-23	17-25	16-25	15-10	98-103	2h01m	13,000
18	14 AUG 2008	BUL vs USA	1 - 3	29-27	21-25	14-25	24-26		88-103	1h57m	5,700
19	16 AUG 2008	USA vs CHN	3 - 0	25-22	25-12	25-18			75-52	1h16m	3,650
22	16 AUG 2008	ITA vs BUL	3 - 0	25-20	25-21	25-16			75-57	1h14m	8,000
24	16 AUG 2008	VEN vs JPN	3 - 0	25-23	25-21	25-23			75-67	1h28m	7,500
Latest Matches											
25	18 AUG 2008	BUL vs VEN	3 - 1	23-25	25-19	25-16	25-22		98-82	1h48m	3,400
29	18 AUG 2008	CHN vs ITA	2 - 3	17-25	23-25	25-21	25-20	14-16	104-107	2h08m	12,500
30	18 AUG 2008	JPN vs USA	0 - 3	18-25	12-25	21-25			51-75	1h17m	5,800

Pool B				Points per Set					Total Points	Match Duration	Spectators
Match	Date	Teams	Sets	1	2	3	4	5			
1	10 AUG 2008	SRB vs RUS	1 - 3	25-20	21-25	22-25	14-25		82-95	1h38m	3,100
4	10 AUG 2008	BRA vs EGY	3 - 0	25-19	25-15	25-18			75-52	1h12m	8,500
6	10 AUG 2008	POL vs GER	3 - 0	25-17	33-31	25-20			83-68	1h30m	5,700
7	12 AUG 2008	RUS vs GER	3 - 2	25-27	25-21	21-25	25-23	16-14	112-110	2h25m	3,500
8	12 AUG 2008	EGY vs POL	0 - 3	21-25	18-25	10-25			49-75	1h11m	3,000
10	12 AUG 2008	SRB vs BRA	1 - 3	27-25	20-25	17-25	21-25		85-100	1h49m	9,000
14	14 AUG 2008	GER vs EGY	3 - 0	29-27	25-21	25-21			79-69	1h26m	3,200
15	14 AUG 2008	BRA vs RUS	1 - 3	25-22	24-26	29-31	19-25		97-104	2h07m	12,000
16	14 AUG 2008	POL vs SRB	3 - 1	31-29	22-25	25-22	25-21		103-97	2h04m	7,000
20	16 AUG 2008	RUS vs EGY	3 - 0	25-19	25-14	25-18			75-51	1h09m	3,200
21	16 AUG 2008	SRB vs GER	3 - 1	25-21	27-25	24-26	25-23		101-95	1h53m	12,500
23	16 AUG 2008	BRA vs POL	3 - 0	30-28	25-19	25-19			80-66	1h27m	12,500
Latest Matches											
26	18 AUG 2008	GER vs BRA	0 - 3	22-25	21-25	23-25			66-75	1h28m	3,400
27	18 AUG 2008	POL vs RUS	3 - 2	17-25	26-24	24-26	25-23	15-12	107-110	2h17m	12,000
28	18 AUG 2008	EGY vs SRB	0 - 3	16-25	13-25	17-25			46-75	1h02m	6,000

Statistics of	Average match duration	Average spectators	Total spectators
Preliminary Round	1h42m	7,355	220,650

Pool A											
Rk	Team	Matches				Points			Sets		
		Pts	Tot	W	L	W	L	Ratio	W	L	Ratio
1	USA	10	5	5	0	460	371	1.240	15	4	3.750
2	ITA	9	5	4	1	439	401	1.095	13	6	2.167
3	BUL	8	5	3	2	446	440	1.014	10	9	1.111
4	CHN	7	5	2	3	445	492	0.904	9	13	0.692
5	VEN	6	5	1	4	421	451	0.933	8	12	0.667
6	JPN	5	5	0	5	392	448	0.875	4	15	0.267

Pool B											
Rk	Team	Matches				Points			Sets		
		Pts	Tot	W	L	W	L	Ratio	W	L	Ratio
1	BRA	9	5	4	1	427	373	1.145	13	4	3.250
2	RUS	9	5	4	1	496	447	1.110	14	7	2.000
3	POL	9	5	4	1	434	404	1.074	12	6	2.000
4	SRB	7	5	2	3	440	439	1.002	9	10	0.900
5	GER	6	5	1	4	418	440	0.950	6	12	0.500
6	EGY	5	5	0	5	267	379	0.704	0	15	0.000

Legend:	L	Lost	Pts	Standings points	Rk	Rank	Tot	Total
	W	Won						



MATCH RESULT

比赛结果表 / RÉSULTAT DU MATCH

P2

Match Duration: 1h43m
Spectators: 3,000

ITA vs JPN
3 vs 1

Team	Sets	1	2	3	4	Total
ITA	3	25	25	23	25	98
JPN	1	19	18	25	17	79
	Playing Time	22m	23m	27m	22m	1h34m

First Referee: SALAS Humberto (MEX)

Second Referee: RODRIGUEZ Victor Manuel (PUR)

ITA - Italy							
No	C/L	Name	1	2	3	4	5 Pts
1		MASTRANGELO Luigi	4	3	4	3	13
3		GAVOTTO Mauro					0
5		VERMIGLIO Valerio	5	4	5	4	4
6		MEONI Marco					0
7		PAPARONI Alessandro	6	5	6	5	9
8	C	CISOLLA Alberto	3	2	3	2	14
9		MARTINO Matteo					0
11		ZLATANOV Hristo					0
12	L	CORSANO Mirko	L	L	L	L	0
14		FEI Alessandro	2	1	2	1	19
15		BIRARELLI Emanuele	1	6	1	6	15
16		BOVOLENTA Vigor					0
Head Coach:		ANASTASI Andrea (ITA)					
Assistant Coach:		GARDINI Andrea (ITA)					

JPN - Japan							
No	C/L	Name	1	2	3	4	5 Pts
1		SAITO Nobuharu			2	2	2
5		USAMI Daisuke		18		18	0
7		YAMAMOTO Takahiro	3	3			7
8	C	OGINO Masaji				16	1
11		MATSUMOTO Yoshihiko	2	2	18		3
12		YAMAMURA Kota	5	5	5	5	7
13		SHIMIZU Kunihiro		7	3	3	11
14		FUKUZAWA Tatsuya		16		13	1
15	L	TSUMAGARI Katsutoshi	L	L	L	L	0
16		ISHIJIMA Yusuke	4	4	4	4	8
17		KOSHIKAWA Yu	1	1	1	1	13
18		TOMONAGA Kosuke	6	6	6	6	0
Head Coach:		UETA Tatsuya (JPN)					
Assistant Coach:		OTAKE Hideyuki (JPN)					

TEAM AND PLAYER PERFORMANCES

Won	Total Atts	No	Name
55	92	Total Team	
19	30	14	FEI Alessandro
12	23	8	CISOLLA Alberto
11	14	15	BIRARELLI Emanuele
16	68	Total Team	
5	12	1	MASTRANGELO Luigi
4	15	5	VERMIGLIO Valerio
3	17	15	BIRARELLI Emanuele
3	97	Total Team	
1	24	1	MASTRANGELO Luigi
1	17	8	CISOLLA Alberto
1	12	15	BIRARELLI Emanuele
24		Total Team	
98	257	Total Team	
19	52	14	FEI Alessandro

Scoring Skills
Spike
Block
Serve
Opp Error
Total
Best Scorer

Won	Total Atts	No	Name
48	105	Total Team	
13	22	17	KOSHIKAWA Yu
10	21	13	SHIMIZU Kunihiro
7	22	16	ISHIJIMA Yusuke
3	45	Total Team	
3	18	12	YAMAMURA Kota
2	80	Total Team	
1	15	16	ISHIJIMA Yusuke
1	7	13	SHIMIZU Kunihiro
26		Total Team	
79	230	Total Team	
13	39	17	KOSHIKAWA Yu

Legend:			
Atts	Attempts	C	Team Captain
n	Starting Line-Up where n=starting position on Court (i.e. positions 1 to 6)	L	Libero Player
nn	Substitute where nn=jersey number of out going player	Opp	Opponent
		L	Substitute Libero
		Pts	Points scored



MATCH RESULT

比赛结果表 / RÉSULTAT DU MATCH

P2

Match Duration: 2h17m
Spectators: 11,000

USA vs VEN
3 vs 2

Team	Sets	1	2	3	4	5	Total
USA	3	25	25	22	21	15	108
VEN	2	18	18	25	25	10	96
	Playing Time	25m	26m	30m	28m	16m	2h05m

First Referee: TUFEKCHIEV Konstantin (BUL)

Second Referee: SOKULLU Umit (TUR)

USA - United States								
No	C/L	Name	1	2	3	4	5 Pts	
1		BALL Lloy	2	2	2		6	5
2		ROONEY Sean						0
4		LEE David	4	4	4	1	2	14
5	L	LAMBOURNE Richard	L	L	L	L	L	0
8		PRIDDY William	3	3	3	6	1	17
9		MILLAR Ryan	1	1	1	4	5	13
10		SALMON Riley	6	6	6	3	4	7
12	C	HOFF Thomas		10	10		10	0
13		STANLEY Clayton	5	5	5	2	3	22
14		HANSEN Kevin		9	1	5		0
15		GARDNER Gabriel						0
18		TOUZINSKY Scott		4	9	4	4	0
Head Coach: McCUTCHEON Hugh (NZL)								
Assistant Coach: LARSEN Ronald (USA)								

VEN - Venezuela								
No	C/L	Name	1	2	3	4	5 Pts	
3	C	ROJAS Andy	6	5				2
4	L	SILVA Joel	L	L	L	L	L	0
5		VALERA Rodman	2	1	13			0
6		LUNA Carlos		3	6	5	5	6
7		DIAZ Luis	3	2	3	2	2	15
10		MENDEZ Ronald	1	6		13		2
11		GOMEZ Ernardo	5	4	5	4	12	17
12		TEJEDA Carlos			6	11	4	6
13		MARQUEZ Ivan		18	4	3	3	8
14		EREU Thomas						0
17		BLANCO Juan Carlos		5	2	1	1	3
18		CEDENO Freddy	4	3	1	6	6	9
Head Coach: NAVAJAS Ricardo (BRA)								
Assistant Coach: OLIVEIRA Carlos (BRA)								

TEAM AND PLAYER PERFORMANCES

Won	Total Atts	No	Name
57	103	Total Team	
21	33	13	STANLEY Clayton
12	23	8	PRIDDY William
9	13	9	MILLAR Ryan
15	61	Total Team	
5	18	4	LEE David
3	15	8	PRIDDY William
3	13	9	MILLAR Ryan
6	107	Total Team	
2	19	8	PRIDDY William
1	24	10	SALMON Riley
1	17	9	MILLAR Ryan
30		Total Team	
108	271	Total Team	
22	52	13	STANLEY Clayton

Scoring Skills
Spike
Block
Serve
Opp Error
Total
Best Scorer

Won	Total Atts	No	Name
56	119	Total Team	
13	31	11	GOMEZ Ernardo
13	26	7	DIAZ Luis
7	15	18	CEDENO Freddy
7	49	Total Team	
4	12	11	GOMEZ Ernardo
2	10	18	CEDENO Freddy
1	5	7	DIAZ Luis
5	97	Total Team	
2	6	12	TEJEDA Carlos
1	23	7	DIAZ Luis
1	10	6	LUNA Carlos
28		Total Team	
96	265	Total Team	
17	51	11	GOMEZ Ernardo

Legend:			
Atts	Attempts	C	Team Captain
L	Starting Line-Up where n=starting position on Court (i.e. positions 1 to 6)	L	Libero Player
nn	Substitute where nn=jersey number of out going player	Opp	Opponent
		L	Substitute Libero
		Pts	Points scored



MATCH RESULT

比赛结果表 / RÉSULTAT DU MATCH

CORRECTED

P2

Match Duration: 1h50m
Spectators: 11,000

BUL vs CHN
3 vs 1

Team	Sets	1	2	3	4	Total
BUL	3	25	25	26	25	101
CHN	1	20	21	28	19	88
Playing Time		21m	26m	30m	24m	1h41m

First Referee: FRANCISCO de SOUZA Laert (BRA)

Second Referee: DAVIDSON Mitch (CAN)

BUL - Bulgaria							
No	C/L	Name	1	2	3	4	5 Pts
1		IVANOV Evgeni	5	4	5	4	12
2		TSVETANOV Hristo	3	5	2	1	4
3	C	ZHEKOV Andrey	3	2	3	2	2
4		YORDANOV Boyan					0
5		GAYDARSKI Krasimir	2	1	1		3
6		KAZIYSKI Matey	4	3	4	3	18
11		NIKOLOV Vladimir	6	5	6	5	22
13	L	SALPAROV Teodor	L	L	L	L	0
14		STOYKOV Kostadin	1	6	1	6	10
15		ALEKSIEV Todor					0
18		TASSEV Ivan					0
Head Coach: STOEV Martin (BUL)							
Assistant Coach: TODOROV Vladislav (BUL)							

CHN - China							
No	C/L	Name	1	2	3	4	5 Pts
1		BIAN Hongmin	4	4	3	4	7
4		YUAN Zhi	2	2	1	2	24
5		GUO Peng		11	6	1	1
6		SHI Hairong				12	1
8		CUI Jianjun	6	6	5	6	14
9		JIAO Shuai	5	5	4	5	3
11		YU Dawei	1	1			3
12	C	SHEN Qiong	3	3	2	3	8
14		JIANG Fudong				4	0
16	L	REN Qi	L	L	L	L	0
17		SUI Shengsheng	11	12	1		0
18		FANG Yingchao				9	0
Head Coach: ZHOU Jianan (CHN)							
Assistant Coach: XIE Guochen (CHN)							

TEAM AND PLAYER PERFORMANCES

Won	Total Atts	No	Name
59	115	Total Team	
22	42	11	NIKOLOV Vladimir
15	32	6	KAZIYSKI Matey
8	10	1	IVANOV Evgeni
12	57	Total Team	
4	21	1	IVANOV Evgeni
3	7	6	KAZIYSKI Matey
3	6	14	STOYKOV Kostadin
0	100	Total Team	
30		Total Team	
101	272	Total Team	
22	62	11	NIKOLOV Vladimir

Scoring Skills
Spike
Block
Serve
Opp Error
Total
Best Scorer

Won	Total Atts	No	Name
51	120	Total Team	
22	48	4	YUAN Zhi
12	30	8	CUI Jianjun
7	20	12	SHEN Qiong
7	47	Total Team	
3	11	1	BIAN Hongmin
2	4	11	YU Dawei
1	7	12	SHEN Qiong
3	89	Total Team	
2	16	4	YUAN Zhi
1	12	8	CUI Jianjun
27		Total Team	
88	256	Total Team	
24	68	4	YUAN Zhi

Legend:	Attempts	C	Team Captain	L	Libero Player	L	Substitute Libero
h	Starting Line-Up where n=starting position on Court (i.e. positions 1 to 6)						
nn	Substitute where nn=jersey number of out going player			Opp	Opponent	Pts	Points scored

The match duration in the first report was incorrect.



MATCH RESULT

比赛结果表 / RÉSULTAT DU MATCH

P2

Match Duration: 2h02m
Spectators: 12,500

USA vs ITA
3 vs 1

Team	Sets	1	2	3	4	Total
USA	3	24	25	25	25	99
ITA	1	26	22	15	21	84
	Playing Time	31m	30m	24m	28m	1h53m

First Referee: AL-NAAMA Ibrahim (QAT)

Second Referee: KIM Kun-Tae (KOR)

USA - United States							
No	C/L	Name	1	2	3	4	5 Pts
1		BALL Lloy	6	3	3	3	1
2		ROONEY Sean					0
4		LEE David	2	5	5	5	10
5	L	LAMBOURNE Richard	L	L	L	L	0
8		PRIDDY William	1	4	4	4	20
9		MILLAR Ryan	5	2	2	2	12
10		SALMON Riley	4	1	1	1	11
12	C	HOFF Thomas	10			10	0
13		STANLEY Clayton	3	6	6	6	23
14		HANSEN Kevin			1		0
15		GARDNER Gabriel					0
18		TOUZINSKY Scott	4				0
Head Coach:		LARSEN Ronald (USA)					
Assistant Coach:		MARV Dunphy (USA)					

ITA - Italy							
No	C/L	Name	1	2	3	4	5 Pts
1		MASTRANGELO Luigi	6	1	6		6
3		GAVOTTO Mauro		14			4
5		VERMIGLIO Valerio	1	2	1	5	2
6		MEONI Marco			5		0
7		PAPARONI Alessandro	2	L	L	L	2
8	C	CISOLLA Alberto	5			6	6
9		MARTINO Matteo		3	2		2
11		ZLATANOV Hristo	8	6	5	3	19
12	L	CORSANO Mirko	L				0
14		FEI Alessandro	4	5	4	2	11
15		BIRARELLI Emanuele	3	4	3	1	7
16		BOVOLENTA Vigor			1	4	3
Head Coach:		ANASTASI Andrea (ITA)					
Assistant Coach:		GARDINI Andrea (ITA)					

TEAM AND PLAYER PERFORMANCES

Won	Total Atts	No	Name
58	111	Total Team	
19	37	13	STANLEY Clayton
18	31	8	PRIDDY William
8	19	10	SALMON Riley
15	62	Total Team	
5	11	4	LEE David
3	10	13	STANLEY Clayton
3	9	9	MILLAR Ryan
4	98	Total Team	
2	18	9	MILLAR Ryan
1	22	10	SALMON Riley
1	15	13	STANLEY Clayton
22		Total Team	
99	271	Total Team	
23	62	13	STANLEY Clayton

Scoring Skills
Spike
Block
Serve
Opp Error
Total
Best Scorer

Won	Total Atts	No	Name
50	119	Total Team	
16	31	11	ZLATANOV Hristo
9	26	14	FEI Alessandro
5	22	8	CISOLLA Alberto
9	39	Total Team	
3	4	11	ZLATANOV Hristo
2	8	15	BIRARELLI Emanuele
1	6	1	MASTRANGELO Luigi
3	85	Total Team	
2	13	14	FEI Alessandro
1	6	1	MASTRANGELO Luigi
22		Total Team	
84	243	Total Team	
19	43	11	ZLATANOV Hristo

Legend:			
Atts	Attempts	C	Team Captain
n	Starting Line-Up where n=starting position on Court (i.e. positions 1 to 6)	L	Libero Player
nn	Substitute where nn=jersey number of out going player	Opp	Opponent
		L	Substitute Libero
		Pts	Points scored



MATCH RESULT

比赛结果表 / RÉSULTAT DU MATCH

P2

Match Duration: 2h14m
Spectators: 12,500

VEN vs CHN
2 vs 3

Team	Sets	1	2	3	4	5	Total
VEN	2	21	25	25	21	14	106
CHN	3	25	21	16	25	16	103
Playing Time		27m	23m	25m	29m	18m	2h02m

First Referee: MENGHINI Massimo (ITA)

Second Referee: TUFEKCHIEV Konstantin (BUL)

VEN - Venezuela								
No	C/L	Name	1	2	3	4	5	Pts
3	C	ROJAS Andy	4	5	6	5	6	8
4	L	SILVA Joel	L	L	L	L	L	0
5		VALERA Rodman				17	13	0
6		LUNA Carlos				3	6	2
7		DIAZ Luis	1	2	3	2	3	17
10		MENDEZ Ronald		18	3		18	1
11		GOMEZ Ernardo	3	12	5	4	5	27
12		TEJEDA Carlos	11	4	11		17	1
13		MARQUEZ Ivan	2	3	4	3	4	15
14		EREU Thomas						0
17		BLANCO Juan Carlos	6	1	2	1	2	3
18		CEDENO Freddy	5	6	1	6	1	10
Head Coach:		NAVAJAS Ricardo (BRA)						
Assistant Coach:		OLIVEIRA Carlos (BRA)						

CHN - China								
No	C/L	Name	1	2	3	4	5	Pts
1		BIAN Hongmin	6	1	4	6	6	9
4		YUAN Zhi	4	5	2	4	18	9
5		GUO Peng			11	3	3	4
6		SHI Hairong			8	8	2	6
8		CUI Jianjun	2	3	6	2		10
9		JIAO Shuai	1	2	5	1	1	5
11		YU Dawei	3	4	1			9
12	C	SHEN Qiong	5	6	3	5	5	17
14		JIANG Fudong						0
16	L	REN Qi	L	L	L	L	L	0
17		SUI Shengsheng	11	11		1	12	0
18		FANG Yingchao			4	4	4	2
Head Coach:		ZHOU Jianan (CHN)						
Assistant Coach:		XIE Guochen (CHN)						

TEAM AND PLAYER PERFORMANCES

Won	Total Atts	No	Name
70	143	Total Team	
25	49	11	GOMEZ Ernardo
14	24	13	MARQUEZ Ivan
13	28	7	DIAZ Luis
11	64	Total Team	
4	10	7	DIAZ Luis
2	17	18	CEDENO Freddy
2	9	3	ROJAS Andy
3	106	Total Team	
1	18	13	MARQUEZ Ivan
1	14	18	CEDENO Freddy
1	5	10	MENDEZ Ronald
22		Total Team	
106	313	Total Team	
27	72	11	GOMEZ Ernardo

Scoring Skills
Spike
Block
Serve
Opp Error
Total
Best Scorer

Won	Total Atts	No	Name
55	132	Total Team	
15	38	12	SHEN Qiong
9	26	4	YUAN Zhi
9	16	8	CUI Jianjun
15	70	Total Team	
4	18	1	BIAN Hongmin
3	12	5	GUO Peng
3	11	11	YU Dawei
1	102	Total Team	
1	14	8	CUI Jianjun
32		Total Team	
103	304	Total Team	
17	61	12	SHEN Qiong

Legend:	Attempts	C	Team Captain	L	Libero Player	L	Substitute Libero
n	Starting Line-Up where n=starting position on Court (i.e. positions 1 to 6)			Opp	Opponent	Pts	Points scored
nn	Substitute where nn=jersey number of out going player						



MATCH RESULT

比赛结果表 / RÉSULTAT DU MATCH

P2

Match Duration: 1h49m
Spectators: 3,200

JPN vs BUL
1 vs 3

Team	Sets	1	2	3	4	Total
JPN	1	27	25	21	19	92
BUL	3	29	23	25	25	102
	Playing Time	29m	25m	23m	23m	1h40m

First Referee: DAVIDSON Mitch (CAN)

Second Referee: RODRIGUEZ Victor Manuel (PUR)

JPN - Japan							
No	C/L	Name	1	2	3	4	5 Pts
1		SAITO Nobuharu	2	2	2	2	8
5		USAMI Daisuke			18	18	0
7		YAMAMOTO Takahiro	3	3	3	3	15
8	C	OGINO Masaji	4	4		17	2
11		MATSUMOTO Yoshihiko	18	18	12		0
12		YAMAMURA Kota	5	5	5	5	6
13		SHIMIZU Kunihiro				7	5
14		FUKUZAWA Tatsuya	1	8	4	16	3
15	L	TSUMAGARI Katsutoshi	L	L	L	L	0
16		ISHIJIMA Yusuke			14	4	3
17		KOSHIKAWA Yu	1	1	1	1	16
18		TOMONAGA Kosuke	6	6	6	6	1
Head Coach:		UETA Tatsuya (JPN)					
Assistant Coach:		OTAKE Hideyuki (JPN)					

BUL - Bulgaria							
No	C/L	Name	1	2	3	4	5 Pts
1		IVANOV Evgeni	1	2	1	2	8
2		TSVETANOV Hristo	4		1		0
3	C	ZHEKOV Andrey	5	6	5	6	10
4		YORDANOV Boyan	6	1	6	1	13
5		GAYDARSKI Krasimir	4	5	4	5	11
6		KAZIYSKI Matey	3	4	3	4	15
11		NIKOLOV Vladimir	2	3	2	3	21
13	L	SALPAROV Teodor	L	L	L	L	0
14		STOYKOV Kostadin					0
15		ALEKSIEV Todor					0
18		TASSEV Ivan		1			0
Head Coach:		STOEV Martin (BUL)					
Assistant Coach:		TODOROV Vladislav (BUL)					

TEAM AND PLAYER PERFORMANCES

Won	Total Atts	No	Name
50	106	Total Team	
14	28	17	KOSHIKAWA Yu
13	30	7	YAMAMOTO Takahiro
7	13	1	SAITO Nobuharu
7	43	Total Team	
2	9	17	KOSHIKAWA Yu
1	8	1	SAITO Nobuharu
1	6	12	YAMAMURA Kota
2	93	Total Team	
1	15	12	YAMAMURA Kota
1	14	7	YAMAMOTO Takahiro
33		Total Team	
92	242	Total Team	
16	48	17	KOSHIKAWA Yu

Scoring Skills
Spike
Block
Serve
Opp Error
Total
Best Scorer

Won	Total Atts	No	Name
47	101	Total Team	
16	33	11	NIKOLOV Vladimir
12	27	6	KAZIYSKI Matey
8	21	4	YORDANOV Boyan
22	58	Total Team	
7	11	5	GAYDARSKI Krasimir
6	14	3	ZHEKOV Andrey
3	9	1	IVANOV Evgeni
9	101	Total Team	
4	15	4	YORDANOV Boyan
2	22	11	NIKOLOV Vladimir
2	16	3	ZHEKOV Andrey
24		Total Team	
102	260	Total Team	
21	59	11	NIKOLOV Vladimir

Legend:	Attempts	C	Team Captain	L	Libero Player	L	Substitute Libero
h	Starting Line-Up where n=starting position on Court (i.e. positions 1 to 6)						
nn	Substitute where nn=jersey number of out going player			Opp	Opponent	Pts	Points scored



MATCH RESULT

比赛结果表 / RÉSULTAT DU MATCH

P2

Match Duration: 1h23m
Spectators: 3,300

ITA vs VEN
3 0

Team	Sets	1	2	3	Total
ITA	3	25	25	25	75
VEN	0	21	20	21	62
Playing Time		23m	28m	26m	1h17m

First Referee: SHAHMIRI Mohammad (IRI)

Second Referee: DAVIDSON Mitch (CAN)

ITA - Italy								
No	C/L	Name	1	2	3	4	5	Pts
1		MASTRANGELO Luigi						0
3		GAVOTTO Mauro		14	3			7
5		VERMIGLIO Valerio	6	5	6			2
6		MEONI Marco						0
7	L	PAPARONI Alessandro	L	L	L			0
8	C	CISOLLA Alberto	4	3	4			13
9		MARTINO Matteo	1	6	1			10
11		ZLATANOV Hristo			15			1
12		CORSANO Mirko						0
14		FEI Alessandro	3	2				7
15		BIRARELLI Emanuele	2	1	2			2
16		BOVOLENTA Vigor	5	4	5			10
Head Coach:		ANASTASI Andrea (ITA)						
Assistant Coach:		GARDINI Andrea (ITA)						

VEN - Venezuela								
No	C/L	Name	1	2	3	4	5	Pts
3	C	ROJAS Andy		4	3			4
4	L	SILVA Joel	L	L	L			0
5		VALERA Rodman						0
6		LUNA Carlos	4					4
7		DIAZ Luis	1	1	6			9
10		MENDEZ Ronald						0
11		GOMEZ Ernardo	3	3	2			13
12		TEJEDA Carlos			3			0
13		MARQUEZ Ivan	2	2	1			5
14		EREU Thomas						0
17		BLANCO Juan Carlos	6	6	5			0
18		CEDENO Freddy	5	5	4			8
Head Coach:		NAVAJAS Ricardo (BRA)						
Assistant Coach:		OLIVEIRA Carlos (BRA)						

TEAM AND PLAYER PERFORMANCES

Won	Total Atts	No	Name
43	81	Total Team	
12	19	8	CISOLLA Alberto
10	16	9	MARTINO Matteo
7	15	3	GAVOTTO Mauro
6	39	Total Team	
3	12	16	BOVOLENTA Vigor
2	5	14	FEI Alessandro
1	2	11	ZLATANOV Hristo
3	72	Total Team	
2	14	16	BOVOLENTA Vigor
1	12	8	CISOLLA Alberto
23		Total Team	
75	192	Total Team	
13	32	8	CISOLLA Alberto

Scoring Skills
Spike
Block
Serve
Opp Error
Total
Best Scorer

Won	Total Atts	No	Name
39	82	Total Team	
13	25	11	GOMEZ Ernardo
7	19	7	DIAZ Luis
6	6	18	CEDENO Freddy
3	33	Total Team	
2	11	18	CEDENO Freddy
1	2	7	DIAZ Luis
1	64	Total Team	
1	11	7	DIAZ Luis
19		Total Team	
62	179	Total Team	
13	45	11	GOMEZ Ernardo

Legend:			
Atts	Attempts	C	Team Captain
L	Libero Player	L	Substitute Libero
nn	Starting Line-Up where n=starting position on Court (i.e. positions 1 to 6)	Opp	Opponent
nn	Substitute where nn=jersey number of out going player	Pts	Points scored



MATCH RESULT

比赛结果表 / RÉSULTAT DU MATCH

P2

Match Duration: 2h01m
Spectators: 13,000

CHN vs JPN
3 vs 2

Team	Sets	1	2	3	4	5	Total
CHN	3	25	25	17	16	15	98
JPN	2	20	23	25	25	10	103
	Playing Time	23m	26m	24m	22m	14m	1h49m

First Referee: HOBOR Bela (HUN)

Second Referee: LEUTHAUSER Frank (GER)

CHN - China								
No	C/L	Name	1	2	3	4	5 Pts	
1		BIAN Hongmin	3	4	3	4	4	12
4		YUAN Zhi	1	2	1	2		13
5		GUO Peng		4		11	1	2
6		SHI Hairong			12	12	3	3
8		CUI Jianjun	5	6	5	6		10
9		JIAO Shuai	4	5	4	5	5	3
11		YU Dawei	6	1	6	1		7
12	C	SHEN Qiong	2	3	2	3	6	9
14		JIANG Fudong						0
16	L	REN Qi	L	L	L	L	L	0
17		SUI Shengsheng	12	12	8			0
18		FANG Yingchao			4	4	2	6
Head Coach:			ZHOU Jianan (CHN)					
Assistant Coach:			XIE Guochen (CHN)					

JPN - Japan								
No	C/L	Name	1	2	3	4	5 Pts	
1		SAITO Nobuharu		11	2		5	1
5		USAMI Daisuke	18	6	6	6	6	1
7		YAMAMOTO Takahiro		13	3	3	3	18
8	C	OGINO Masaji						0
11		MATSUMOTO Yoshihiko	2	2	1	2	2	2
12		YAMAMURA Kota	5	5	5	5	5	9
13		SHIMIZU Kunihiro	3	3				7
14		FUKUZAWA Tatsuya	17	1				5
15	L	TSUMAGARI Katsutoshi	L	L	L	L	L	0
16		ISHIJIMA Yusuke	4	4	4	4	4	11
17		KOSHIKAWA Yu	1	14	1	1	1	16
18		TOMONAGA Kosuke	6	5				0
Head Coach:			UETA Tatsuya (JPN)					
Assistant Coach:			OTAKE Hideyuki (JPN)					

TEAM AND PLAYER PERFORMANCES

Won	Total Atts	No	Name
48	122	Total Team	
13	32	4	YUAN Zhi
9	12	1	BIAN Hongmin
6	26	8	CUI Jianjun
12	65	Total Team	
4	9	12	SHEN Qiong
3	19	1	BIAN Hongmin
2	8	9	JIAO Shuai
5	97	Total Team	
3	13	8	CUI Jianjun
1	6	18	FANG Yingchao
1	6	6	SHI Hairong
33		Total Team	
98	284	Total Team	
13	48	4	YUAN Zhi

Scoring Skills
Spike
Block
Serve
Opp Error
Total
Best Scorer

Won	Total Atts	No	Name
54	120	Total Team	
16	30	7	YAMAMOTO Takahiro
12	23	17	KOSHIKAWA Yu
8	20	16	ISHIJIMA Yusuke
10	55	Total Team	
4	14	12	YAMAMURA Kota
3	11	16	ISHIJIMA Yusuke
2	5	14	FUKUZAWA Tatsuya
6	104	Total Team	
3	18	17	KOSHIKAWA Yu
2	10	7	YAMAMOTO Takahiro
1	13	5	USAMI Daisuke
33		Total Team	
103	279	Total Team	
18	45	7	YAMAMOTO Takahiro

Legend:	Attempts	C	Team Captain	L	Libero Player	L	Substitute Libero
n	Starting Line-Up where n=starting position on Court (i.e. positions 1 to 6)						
nn	Substitute where nn=jersey number of out going player						
	Opp	Opponent	Pts	Points scored			



MATCH RESULT

比赛结果表 / RÉSULTAT DU MATCH

P2

Match Duration: 1h57m
Spectators: 5,700

BUL vs USA
1 3

Team	Sets	1	2	3	4	Total
BUL	1	29	21	14	24	88
USA	3	27	25	25	26	103
	Playing Time	30m	26m	22m	30m	1h48m

First Referee: FRANCISCO de SOUZA Laert (BRA)

Second Referee: KIM Kun-Tae (KOR)

BUL - Bulgaria									
No	C/L	Name	1	2	3	4	5	Pts	
1		IVANOV Evgeni	6	6	6	2		5	
2		TSVETANOV Hristo	3	3	3			4	
3	C	ZHEKOV Andrey	4	4	4	6		6	
4		YORDANOV Boyan	1	11	1	5		5	
5		GAYDARSKI Krasimir	3		2	5		3	
6		KAZIYSKI Matey	5	5	5	1		18	
11		NIKOLOV Vladimir	1	1		3		13	
13	L	SALPAROV Teodor	L	L	L	L		0	
14		STOYKOV Kostadin						0	
15		ALEKSIEV Todor	2	2	2	4		11	
18		TASSEV Ivan	15		3			1	
Head Coach:		STOEV Martin (BUL)							
Assistant Coach:		TODOROV Vladislav (BUL)							

USA - United States									
No	C/L	Name	1	2	3	4	5	Pts	
1		BALL Lloy	5	4	4	4		6	
2		ROONEY Sean			8			0	
4		LEE David	1	6	6	6		11	
5	L	LAMBOURNE Richard	L	L	L	L		0	
8		PRIDDY William	6	5	5	5		15	
9		MILLAR Ryan	4	3	3	3		17	
10		SALMON Riley	3	2	2	2		8	
12	C	HOFF Thomas	10			10		0	
13		STANLEY Clayton	2	1	1	1		21	
14		HANSEN Kevin	9		1			0	
15		GARDNER Gabriel						0	
18		TOUZINSKY Scott		9		4		0	
Head Coach:		LARSEN Ronald (USA)							
Assistant Coach:		MARV Dunphy (USA)							

TEAM AND PLAYER PERFORMANCES

Won	Total Atts	No	Name
50	123	Total Team	
15	34	6	KAZIYSKI Matey
13	29	11	NIKOLOV Vladimir
10	26	15	ALEKSIEV Todor
12	52	Total Team	
5	10	3	ZHEKOV Andrey
2	6	6	KAZIYSKI Matey
1	7	15	ALEKSIEV Todor
4	89	Total Team	
1	15	3	ZHEKOV Andrey
1	12	6	KAZIYSKI Matey
1	12	5	GAYDARSKI Krasimir
22		Total Team	
88	264	Total Team	
18	52	6	KAZIYSKI Matey

Scoring Skills
Spike
Block
Serve
Opp Error
Total
Best Scorer

Won	Total Atts	No	Name
59	112	Total Team	
18	32	13	STANLEY Clayton
14	17	9	MILLAR Ryan
13	32	8	PRIDDY William
15	57	Total Team	
7	18	4	LEE David
3	7	1	BALL Lloy
2	12	9	MILLAR Ryan
4	102	Total Team	
2	14	8	PRIDDY William
1	15	9	MILLAR Ryan
1	15	13	STANLEY Clayton
25		Total Team	
103	271	Total Team	
21	54	13	STANLEY Clayton

Legend:			
Atts	Attempts	C	Team Captain
n	Starting Line-Up where n=starting position on Court (i.e. positions 1 to 6)	L	Libero Player
nn	Substitute where nn=jersey number of out going player	Opp	Opponent
		L	Substitute Libero
		Pts	Points scored



MATCH RESULT

比赛结果表 / RÉSULTAT DU MATCH

P2

Match Duration: 1h16m
Spectators: 3,650

USA vs CHN
3 vs 0

Team	Sets	1	2	3	Total
USA	3	25	25	25	75
CHN	0	22	12	18	52
Playing Time		24m	22m	24m	1h10m

First Referee: DEREGNAUCOURT Patrick (FRA)

Second Referee: FRANCISCO de SOUZA Laert (BRA)

USA - United States								
No	C/L	Name	1	2	3	4	5	Pts
1		BALL Lloy						0
2		ROONEY Sean			10			2
4		LEE David	2	1	2			9
5	L	LAMBOURNE Richard	L	L	L			0
8		PRIDDY William	1	6	1			6
9		MILLAR Ryan	5	4	5			9
10		SALMON Riley	4	3	4			10
12	C	HOFF Thomas	10	10	4			0
13		STANLEY Clayton	3	2	3			14
14		HANSEN Kevin	6	5	6			3
15		GARDNER Gabriel	14	13	13			2
18		TOUZINSKY Scott			8			0
Head Coach:		McCUTCHEON Hugh (NZL)						
Assistant Coach:		LARSEN Ronald (USA)						

CHN - China								
No	C/L	Name	1	2	3	4	5	Pts
1		BIAN Hongmin	4	4	6			5
4		YUAN Zhi						0
5		GUO Peng	11	1				3
6		SHI Hairong			5			2
8		CUI Jianjun	6	6				0
9		JIAO Shuai	5	5				0
11		YU Dawei	1		3			2
12	C	SHEN Qiong	3	3	2			9
14		JIANG Fudong		9	1			0
16	L	REN Qi	L	L	L			0
17		SUI Shengsheng		8				1
18		FANG Yingchao	2	2	4			13
Head Coach:		ZHOU Jianan (CHN)						
Assistant Coach:		XIE Guochen (CHN)						

TEAM AND PLAYER PERFORMANCES

Won	Total Atts	No	Name
45	76	Total Team	
12	15	13	STANLEY Clayton
9	14	10	SALMON Riley
7	10	9	MILLAR Ryan
5	31	Total Team	
2	11	9	MILLAR Ryan
2	3	4	LEE David
1	4	13	STANLEY Clayton
5	73	Total Team	
2	11	4	LEE David
1	12	14	HANSEN Kevin
1	12	13	STANLEY Clayton
20		Total Team	
75	180	Total Team	
14	31	13	STANLEY Clayton

Scoring Skills
Spike
Block
Serve
Opp Error
Total
Best Scorer

Won	Total Atts	No	Name
32	70	Total Team	
11	25	18	FANG Yingchao
9	16	12	SHEN Qiong
4	8	1	BIAN Hongmin
2	27	Total Team	
1	7	18	FANG Yingchao
1	7	1	BIAN Hongmin
1	54	Total Team	
1	10	18	FANG Yingchao
17		Total Team	
52	151	Total Team	
13	42	18	FANG Yingchao

Legend:							
Atts	Attempts	C	Team Captain	L	Libero Player	L	Substitute Libero
n	Starting Line-Up where n=starting position on Court (i.e. positions 1 to 6)			Opp	Opponent	Pts	Points scored
nn	Substitute where nn=jersey number of out going player						



MATCH RESULT

比赛结果表 / RÉSULTAT DU MATCH

P2

Match Duration: 1h14m
Spectators: 8,000

ITA vs BUL
3 vs 0

Team	Sets	1	2	3	Total
ITA	3	25	25	25	75
BUL	0	20	21	16	57
Playing Time		23m	24m	21m	1h08m

First Referee: SOKULLU Umit (TUR)

Second Referee: SHAHMIRI Mohammad (IRI)

ITA - Italy								
No	C/L	Name	1	2	3	4	5	Pts
1		MASTRANGELO Luigi			5			0
3		GAVOTTO Mauro	2	3	2			12
5		VERMIGLIO Valerio	5	6	5			1
6		MEONI Marco						0
7		PAPARONI Alessandro			L	L		0
8	C	CISOLLA Alberto	3	4	3			13
9		MARTINO Matteo	6	1	6			9
11		ZLATANOV Hristo						0
12	L	CORSANO Mirko		L	L			0
15		BIRARELLI Emanuele	1	2	1			7
16		BOVOLENTA Vigor	4	5	4			10
Head Coach:		ANASTASI Andrea (ITA)						
Assistant Coach:		GARDINI Andrea (ITA)						

BUL - Bulgaria								
No	C/L	Name	1	2	3	4	5	Pts
1		IVANOV Evgeni	6	6	5			2
2		TSVETANOV Hristo		5	2			2
3	C	ZHEKOV Andrey	4	4	3			2
4		YORDANOV Boyan	15	11	6			8
5		GAYDARSKI Krasimir	3	3				1
6		KAZIYSKI Matey	5	5	4			14
11		NIKOLOV Vladimir	1	1				6
13	L	SALPAROV Teodor		L	L	L		0
14		STOYKOV Kostadin						0
15		ALEKSIEV Todor	2	2	1			6
18		TASSEV Ivan						0
Head Coach:		STOEV Martin (BUL)						
Assistant Coach:		TODOROV Vladislav (BUL)						

TEAM AND PLAYER PERFORMANCES

Won	Total Atts	No	Name
42	81	Total Team	
12	21	8	CISOLLA Alberto
9	14	16	BOVOLENTA Vigor
8	23	3	GAVOTTO Mauro
6	47	Total Team	
3	7	3	GAVOTTO Mauro
2	9	15	BIRARELLI Emanuele
1	6	9	MARTINO Matteo
4	74	Total Team	
1	13	16	BOVOLENTA Vigor
1	12	8	CISOLLA Alberto
1	12	3	GAVOTTO Mauro
23		Total Team	
75	202	Total Team	
13	41	8	CISOLLA Alberto

Scoring Skills
Spike
Block
Serve
Opp Error
Total
Best Scorer

Won	Total Atts	No	Name
37	75	Total Team	
13	20	6	KAZIYSKI Matey
8	13	4	YORDANOV Boyan
6	17	15	ALEKSIEV Todor
3	43	Total Team	
2	9	1	IVANOV Evgeni
1	7	3	ZHEKOV Andrey
1	58	Total Team	
1	13	6	KAZIYSKI Matey
16		Total Team	
57	176	Total Team	
14	39	6	KAZIYSKI Matey

Legend:	Attempts	C	Team Captain	L	Libero Player	L	Substitute Libero
n	Starting Line-Up where n=starting position on Court (i.e. positions 1 to 6)						
nn	Substitute where nn=jersey number of out going player						
	Opp	Opponent	Pts	Points scored			



MATCH RESULT

比赛结果表 / RÉSULTAT DU MATCH

P2

Match Duration: 1h28m
Spectators: 7,500

VEN vs JPN
3 vs 0

Team	Sets	1	2	3	Total
VEN	3	25	25	25	75
JPN	0	23	21	23	67
Playing Time		27m	27m	28m	1h22m

First Referee: DAVIDSON Mitch (CAN)

Second Referee: RODRIGUEZ Victor Manuel (PUR)

VEN - Venezuela								
No	C/L	Name	1	2	3	4	5	Pts
3	C	ROJAS Andy	4	5	5			5
4	L	SILVA Joel	L	L	L			0
5		VALERA Rodman	17	1	1			3
6		LUNA Carlos						0
7		DIAZ Luis	1	2	2			8
10		MENDEZ Ronald	18		3			0
11		GOMEZ Ernardo	3	4	4			18
12		TEJEDA Carlos	3	5	5			1
13		MARQUEZ Ivan	2	3	3			12
14		EREU Thomas						0
17		BLANCO Juan Carlos	6	11	11			1
18		CEDENO Freddy	5	6	6			7
Head Coach:		NAVAJAS Ricardo (BRA)						
Assistant Coach:		OLIVEIRA Carlos (BRA)						

JPN - Japan								
No	C/L	Name	1	2	3	4	5	Pts
1		SAITO Nobuharu	5	12	12			2
5		USAMI Daisuke	6	6				0
7		YAMAMOTO Takahiro	3	3	3			8
8	C	OGINO Masaji			17			2
11		MATSUMOTO Yoshihiko	2	2	2			9
12		YAMAMURA Kota	5	5	5			4
13		SHIMIZU Kunihiro			7			2
14		FUKUZAWA Tatsuya		16	4			12
15	L	TSUMAGARI Katsutoshi	L	L	L			0
16		ISHIJIMA Yusuke	4	4	18			3
17		KOSHIKAWA Yu	1	1	1			5
18		TOMONAGA Kosuke		5	6			1
Head Coach:		UETA Tatsuya (JPN)						
Assistant Coach:		OTAKE Hideyuki (JPN)						

TEAM AND PLAYER PERFORMANCES

Won	Total Atts	No	Name
41	75	Total Team	
15	24	11	GOMEZ Ernardo
9	15	13	MARQUEZ Ivan
7	16	7	DIAZ Luis
10	51	Total Team	
3	11	11	GOMEZ Ernardo
2	12	18	CEDENO Freddy
2	12	3	ROJAS Andy
4	73	Total Team	
2	19	13	MARQUEZ Ivan
1	14	7	DIAZ Luis
1	4	17	BLANCO Juan Carlos
20		Total Team	
75	199	Total Team	
18	46	11	GOMEZ Ernardo

Scoring Skills
Spike
Block
Serve
Opp Error
Total
Best Scorer

Won	Total Atts	No	Name
40	88	Total Team	
12	18	14	FUKUZAWA Tatsuya
8	20	7	YAMAMOTO Takahiro
5	14	17	KOSHIKAWA Yu
4	28	Total Team	
1	8	12	YAMAMURA Kota
1	7	11	MATSUMOTO Yoshihiko
1	5	16	ISHIJIMA Yusuke
4	69	Total Team	
3	20	11	MATSUMOTO Yoshihiko
1	8	12	YAMAMURA Kota
19		Total Team	
67	185	Total Team	
12	25	14	FUKUZAWA Tatsuya

Legend:			
Atts	Attempts	C	Team Captain
n	Starting Line-Up where n=starting position on Court (i.e. positions 1 to 6)	L	Libero Player
nn	Substitute where nn=jersey number of out going player	Opp	Opponent
		L	Substitute Libero
		Pts	Points scored



MATCH RESULT

比赛结果表 / RÉSULTAT DU MATCH

P2

Match Duration: 1h48m
Spectators: 3,400

BUL vs VEN
3 vs 1

Team	Sets	1	2	3	4	Total
BUL	3	23	25	25	25	98
VEN	1	25	19	16	22	82
	Playing Time	26m	25m	23m	25m	1h39m

First Referee: SHAHMIRI Mohammad (IRI)

Second Referee: FRANCISCO de SOUZA Laert (BRA)

BUL - Bulgaria							
No	C/L	Name	1	2	3	4	5 Pts
1		IVANOV Evgeni	4	4	4	4	8
2		TSVETANOV Hristo	1	1	1	1	11
3		ZHEKOV Andrey	2	2	2	2	6
4		YORDANOV Boyan		2			0
5		GAYDARSKI Krasimir		3			0
6		KAZIYSKI Matey	3	3	3	3	17
11		NIKOLOV Vladimir	5	5	5	5	20
13	L	SALPAROV Teodor	L	L	L	L	0
14		STOYKOV Kostadin		6			0
15		ALEKSIEV Todor	17		17	17	2
17	C	KONSTANTINOV Plamen	6	6	6	6	5
18		TASSEV Ivan					0
Head Coach:			STOEV Martin (BUL)				
Assistant Coach:			TODOROV Vladislav (BUL)				

VEN - Venezuela							
No	C/L	Name	1	2	3	4	5 Pts
3	C	ROJAS Andy	6	4	4	4	6
4	L	SILVA Joel	L	L	L	L	0
5		VALERA Rodman	2	6	6	6	1
6		LUNA Carlos			3		1
7		DIAZ Luis	3	1	1	1	9
10		MENDEZ Ronald	3			18	1
11		GOMEZ Ernardo	5	3	3	3	24
12		TEJEDA Carlos	5	5			1
13		MARQUEZ Ivan	4	2	2	2	6
14		EREU Thomas					0
17		BLANCO Juan Carlos	11	11	5	5	1
18		CEDENO Freddy	1	5	5	5	7
Head Coach:			NAVAJAS Ricardo (BRA)				
Assistant Coach:			OLIVEIRA Carlos (BRA)				

TEAM AND PLAYER PERFORMANCES

Won	Total Atts	No	Name
51	107	Total Team	
17	28	11	NIKOLOV Vladimir
12	27	6	KAZIYSKI Matey
7	12	2	TSVETANOV Hristo
12	60	Total Team	
4	12	2	TSVETANOV Hristo
3	5	6	KAZIYSKI Matey
2	15	1	IVANOV Evgeni
6	97	Total Team	
2	20	6	KAZIYSKI Matey
2	18	3	ZHEKOV Andrey
2	17	11	NIKOLOV Vladimir
29		Total Team	
98	264	Total Team	
20	55	11	NIKOLOV Vladimir

Scoring Skills
Spike
Block
Serve
Opp Error
Total
Best Scorer

Won	Total Atts	No	Name
47	111	Total Team	
20	42	11	GOMEZ Ernardo
7	22	7	DIAZ Luis
6	16	3	ROJAS Andy
5	51	Total Team	
2	9	11	GOMEZ Ernardo
1	14	18	CEDENO Freddy
1	7	13	MARQUEZ Ivan
5	83	Total Team	
2	17	7	DIAZ Luis
2	13	11	GOMEZ Ernardo
1	8	17	BLANCO Juan Carlos
25		Total Team	
82	245	Total Team	
24	64	11	GOMEZ Ernardo

Legend:			
Atts	Attempts	C	Team Captain
L	Starting Line-Up where n=starting position on Court (i.e. positions 1 to 6)	L	Libero Player
nn	Substitute where nn=jersey number of out going player	Opp	Opponent
		Pts	Points scored
		L	Substitute Libero



MATCH RESULT

比赛结果表 / RÉSULTAT DU MATCH

P2

Match Duration: 2h08m
Spectators: 12,500

CHN vs ITA
2 vs 3

Team	Sets	1	2	3	4	5	Total
CHN	2	17	23	25	25	14	104
ITA	3	25	25	21	20	16	107
	Playing Time	20m	27m	28m	25m	16m	1h56m

First Referee: DAVIDSON Mitch (CAN)

Second Referee: SALAS Humberto (MEX)

CHN - China								
No	C/L	Name	1	2	3	4	5	Pts
1		BIAN Hongmin	6	4	3	4	4	8
4		YUAN Zhi						0
5		GUO Peng			6	9	9	2
6		SHI Hairong		8	2	3	3	13
8		CUI Jianjun	5	3			6	5
9		JIAO Shuai	1	5	4	5	5	3
11		YU Dawei	3	1	6	1	1	11
12	C	SHEN Qiong	2	6	5	6	6	11
14		JIANG Fudong						0
16	L	REN Qi	L	L	L	L	L	0
17		SUI Shengsheng	12	12	12		12	0
18		FANG Yingchao	4	2	1	2	2	20
Head Coach:		ZHOU Jianan (CHN)						
Assistant Coach:		XIE Guochen (CHN)						

ITA - Italy								
No	C/L	Name	1	2	3	4	5	Pts
1		MASTRANGELO Luigi			16	4	1	4
3		GAVOTTO Mauro	3	3	3	2	5	18
5		VERMIGLIO Valerio						0
6		MEONI Marco	6	6	6	5	2	2
7	L	PAPARONI Alessandro	L	L	L	L	L	0
8	C	CISOLLA Alberto			3	3		4
9		MARTINO Matteo	1	1	1	6	3	10
11		ZLATANOV Hristo	4	4	4	3	6	29
15		BIRARELLI Emanuele	2	2	2	1	4	10
16		BOVOLENTA Vigor	5	5	5			5
Head Coach:		ANASTASI Andrea (ITA)						
Assistant Coach:		GARDINI Andrea (ITA)						

TEAM AND PLAYER PERFORMANCES

Won	Total Atts	No	Name
67	126	Total Team	
20	42	18	FANG Yingchao
11	19	6	SHI Hairong
10	23	12	SHEN Qiong
4	40	Total Team	
2	18	11	YU Dawei
1	4	6	SHI Hairong
1	3	12	SHEN Qiong
2	104	Total Team	
1	14	6	SHI Hairong
1	6	8	CUI Jianjun
31		Total Team	
104	270	Total Team	
20	59	18	FANG Yingchao

Scoring Skills
Spike
Block
Serve
Opp Error
Total
Best Scorer

Won	Total Atts	No	Name
67	127	Total Team	
24	41	11	ZLATANOV Hristo
15	32	3	GAVOTTO Mauro
9	23	9	MARTINO Matteo
10	57	Total Team	
3	10	3	GAVOTTO Mauro
2	16	15	BIRARELLI Emanuele
2	8	11	ZLATANOV Hristo
5	107	Total Team	
3	22	11	ZLATANOV Hristo
1	19	6	MEONI Marco
1	16	9	MARTINO Matteo
25		Total Team	
107	291	Total Team	
29	71	11	ZLATANOV Hristo

Legend:							
Atts	Attempts	C	Team Captain	L	Libero Player	L	Substitute Libero
n	Starting Line-Up where n=starting position on Court (i.e. positions 1 to 6)			Opp	Opponent	Pts	Points scored
nn	Substitute where nn=jersey number of out going player						



MATCH RESULT

比赛结果表 / RÉSULTAT DU MATCH

P2

Match Duration: 1h17m
Spectators: 5,800

JPN vs USA
0 vs 3

Team	Sets	1	2	3	Total
JPN	0	18	12	21	51
USA	3	25	25	25	75
Playing Time		24m	22m	25m	1h11m

First Referee: JOVANOVIC Dejan (SRB)

Second Referee: DEREGNAUCOURT Patrick (FRA)

JPN - Japan							
No	C/L	Name	1	2	3	4	5 Pts
1		SAITO Nobuharu	11	2	2		1
5		USAMI Daisuke		18	6		1
7		YAMAMOTO Takahiro	3	3	3		3
8	C	OGINO Masaji		16	4		3
11		MATSUMOTO Yoshihiko	2		1		4
12		YAMAMURA Kota	5	5	5		5
13		SHIMIZU Kunihiro		7	7		8
14		FUKUZAWA Tatsuya	1	1	1		10
15	L	TSUMAGARI Katsutoshi	L	L	L		0
16		ISHIJIMA Yusuke	4	4			5
17		KOSHIKAWA Yu					0
18		TOMONAGA Kosuke	6	6			0
Head Coach:		UETA Tatsuya (JPN)					
Assistant Coach:		OTAKE Hideyuki (JPN)					

USA - United States							
No	C/L	Name	1	2	3	4	5 Pts
1		BALL Lloy	4	3			2
2		ROONEY Sean			5		3
4		LEE David	6	5	6		9
5	L	LAMBOURNE Richard	L	L	L		0
8		PRIDDY William	5	4	2		7
9		MILLAR Ryan	3	2	3		10
10		SALMON Riley	2	1	2		7
12	C	HOFF Thomas		4			1
13		STANLEY Clayton	1	6			9
14		HANSEN Kevin			4		0
15		GARDNER Gabriel	10	13	1		5
18		TOUZINSKY Scott					0
Head Coach:		McCUTCHEON Hugh (NZL)					
Assistant Coach:		LARSEN Ronald (USA)					

TEAM AND PLAYER PERFORMANCES

Won	Total Atts	No	Name
35	90	Total Team	
10	25	14	FUKUZAWA Tatsuya
8	21	13	SHIMIZU Kunihiro
4	10	16	ISHIJIMA Yusuke
5	32	Total Team	
1	9	12	YAMAMURA Kota
1	6	1	SAITO Nobuharu
1	4	7	YAMAMOTO Takahiro
0	53	Total Team	
11		Total Team	
51	175	Total Team	
10	38	14	FUKUZAWA Tatsuya

Scoring Skills
Spike
Block
Serve
Opp Error
Total
Best Scorer

Won	Total Atts	No	Name
33	68	Total Team	
6	11	13	STANLEY Clayton
5	13	8	PRIDDY William
5	9	9	MILLAR Ryan
16	57	Total Team	
4	10	9	MILLAR Ryan
3	8	10	SALMON Riley
3	7	4	LEE David
4	73	Total Team	
1	17	9	MILLAR Ryan
1	12	4	LEE David
1	8	8	PRIDDY William
22		Total Team	
75	198	Total Team	
10	36	9	MILLAR Ryan

Legend:	Attempts	C	Team Captain	L	Libero Player	L	Substitute Libero
n	Starting Line-Up where n=starting position on Court (i.e. positions 1 to 6)						
nn	Substitute where nn=jersey number of out going player						
	Opp	Opponent	Pts	Points scored			



MATCH RESULT

比赛结果表 / RÉSULTAT DU MATCH

P2

Match Duration: 1h38m
Spectators: 3,100

SRB vs RUS
1 vs 3

Team	Sets	1	2	3	4	Total
SRB	1	25	21	22	14	82
RUS	3	20	25	25	25	95
Playing Time		20m	22m	25m	22m	1h29m

First Referee: HOBOR Bela (HUN)

Second Referee: SAKAIDE Osamu (JPN)

SRB - Serbia								
No	C/L	Name	1	2	3	4	5	Pts
1		KOVACEVIC Nikola				10		3
2		BOJOVIC Dejan		10		4		0
3		BJELICA Novica			12	2		0
4		JANIC Bojan	4	5	4	4		9
5		PETKOVIC Vlado				9		0
8	L	SAMARDZIC Marko	L	L	L	L		0
9	C	GRBIC Nikola	6	1	6	6		3
10		NIKIC Milos	1	2	1	1		11
12		GERIC Andrija	2	3	2			7
14		MILJKOVIC Ivan	3	4	3	3		15
15		STAROVIC Sasa		4	4			0
18		PODRASCANIN Marko	5	6	5	5		7
Head Coach:		KOLAKOVIC Igor (MNE)						
Assistant Coach:		BULATOVIC Zeljko (SRB)						

RUS - Russian Federation								
No	C/L	Name	1	2	3	4	5	Pts
1		KORNEEV Alexander	6					0
2		POLTAVSKIY Semen	3		6			1
3		KOSAREV Alexander	1	1		8		3
6		GRANKIN Sergey	6	6	6	6		4
8		TETYUKHIN Sergey	4	4	4	4		14
9	C	KHAMUTTSKIKH Vadim						0
10		BEREZHKO Yury		3	1	1		8
13		OSTAPENKO Alexey	18			18		2
15		VOLKOV Alexander	5	5	5	5		9
16	L	VERBOV Alexey	L	L	L	L		0
17		MIKHAYLOV Maxim	2	3	3	3		21
18		KULESHOV Alexey	2	2	2	2		11
Head Coach:		ALEKNO Vladimir (RUS)						
Assistant Coach:		PLACI Camillo (ITA)						

TEAM AND PLAYER PERFORMANCES

Won	Total Atts	No	Name
41	110	Total Team	
12	33	14	MILJKOVIC Ivan
9	23	4	JANIC Bojan
8	25	10	NIKIC Milos
9	46	Total Team	
3	11	12	GERIC Andrija
2	7	9	GRBIC Nikola
1	8	18	PODRASCANIN Marko
5	83	Total Team	
2	15	14	MILJKOVIC Ivan
2	13	10	NIKIC Milos
1	12	12	GERIC Andrija
27		Total Team	
82	239	Total Team	
15	56	14	MILJKOVIC Ivan

Scoring Skills
Spike
Block
Serve
Opp Error
Total
Best Scorer

Won	Total Atts	No	Name
51	100	Total Team	
16	28	17	MIKHAYLOV Maxim
12	25	8	TETYUKHIN Sergey
8	16	10	BEREZHKO Yury
17	63	Total Team	
6	19	18	KULESHOV Alexey
4	7	17	MIKHAYLOV Maxim
3	16	15	VOLKOV Alexander
5	94	Total Team	
2	15	8	TETYUKHIN Sergey
1	20	6	GRANKIN Sergey
1	13	17	MIKHAYLOV Maxim
22		Total Team	
95	257	Total Team	
21	48	17	MIKHAYLOV Maxim

Legend:			
Atts	Attempts	C	Team Captain
L	Libero Player	L	Substitute Libero
n	Starting Line-Up where n=starting position on Court (i.e. positions 1 to 6)	Opp	Opponent
nn	Substitute where nn=jersey number of out going player	Pts	Points scored



MATCH RESULT

比赛结果表 / RÉSULTAT DU MATCH

P2

Match Duration: 1h12m
Spectators: 8,500

BRA vs EGY
3 vs 0

Team	Sets	1	2	3	Total
BRA	3	25	25	25	75
EGY	0	19	15	18	52
Playing Time		23m	22m	21m	1h06m

First Referee: WANG Ning (CHN)

Second Referee: SHAHMIRI Mohammed (IRI)

BRA - Brazil								
No	C/L	Name	1	2	3	4	5	Pts
1		REZENDE Bruno			9			1
2		ELGARTEN Marcelo	2	1	2			0
4		HELLER Andre	4	3	4			6
6		FUCHS Samuel						0
7	C	GODOY FILHO Gilberto	3	2	3			12
8		ENDRES Murilo			6			4
9		NASCIMENTO Andre	5	4	5			9
10	L	SANTOS Sergio	L	L	L			0
11		RODRIGUES Anderson			2			2
13		ENDRES Gustavo	1	6	1			7
14		SANTANA Rodrigo			4			2
18		AMARAL Dante	6	5				7
Head Coach:		REZENDE Bernardo (BRA)						
Assistant Coach:		TABACH Ricardo (BRA)						

EGY - Egypt								
No	C/L	Name	1	2	3	4	5	Pts
1	C	AWAD Hamdy	1	1	2			2
2		AHMED Abdalla	6	6	1			3
3		GABAL Mohamed		2				0
4		ABDEL NAEIM Ahmed	3	3	4			7
5		AHMED Abdel Latif	2	2				6
6	L	ALAYDY Wael	L	L	L			0
7		ABOUELHASSAN Ashraf		4				0
8		YOUSSEF Saleh	4	4	5			11
13		BADAWY Mohamed						0
14		GOMAA Hossameldin		5	6			1
16		SEIF ELNASR Mohamed	5	5	3			3
17		ABD EL kader Mahmoud	1		1			0
Head Coach:		ZAKARIA Ahmed (EGY)						
Assistant Coach:		MESELHY Hany (EGY)						

TEAM AND PLAYER PERFORMANCES

Won	Total Atts	No	Name
36	63	Total Team	
9	16	7	GODOY FILHO Gilberto
7	10	18	AMARAL Dante
6	15	9	NASCIMENTO Andre
11	36	Total Team	
4	9	13	ENDRES Gustavo
3	12	7	GODOY FILHO Gilberto
2	4	9	NASCIMENTO Andre
3	73	Total Team	
1	13	4	HELLER Andre
1	9	9	NASCIMENTO Andre
1	3	1	REZENDE Bruno
25		Total Team	
75	172	Total Team	
12	36	7	GODOY FILHO Gilberto

Scoring Skills
Spike
Block
Serve
Opp Error
Total
Best Scorer

Won	Total Atts	No	Name
25	75	Total Team	
11	21	8	YOUSSEF Saleh
6	19	4	ABDEL NAEIM Ahmed
2	14	1	AWAD Hamdy
6	25	Total Team	
4	8	5	AHMED Abdel Latif
1	3	16	SEIF ELNASR Mohamed
1	3	2	AHMED Abdalla
2	54	Total Team	
1	9	4	ABDEL NAEIM Ahmed
1	6	5	AHMED Abdel Latif
19		Total Team	
52	154	Total Team	
11	34	8	YOUSSEF Saleh

Legend:			
Atts	Attempts	C	Team Captain
n	Starting Line-Up where n=starting position on Court (i.e. positions 1 to 6)	L	Libero Player
nn	Substitute where nn=jersey number of out going player	Opp	Opponent
		L	Substitute Libero
		Pts	Points scored



MATCH RESULT

比赛结果表 / RÉSULTAT DU MATCH

P2

Match Duration: 1h30m
Spectators: 5,700

POL vs GER
3 vs 0

Team	Sets	1	2	3	Total
POL	3	25	33	25	83
GER	0	17	31	20	68
	Playing Time	24m	35m	25m	1h24m

First Referee: LODERUS Frans (NED)

Second Referee: MENGHINI Massimo (ITA)

POL - Poland								
No	C/L	Name	1	2	3	4	5	Pts
2		WINIARSKI Michal	6	6	6			11
3	C	GRUSZKA Piotr						0
4		PLINSKI Daniel	1	1	1			5
5		ZAGUMNY Pawel	5	5	5			4
8		WIKI Marcin		13	13			0
10		WLAZLY Mariusz	2	2	2			17
11		KADZIEWICZ Lukasz	4	4	4			12
12		WOICKI Pawel		11	11			0
13		SWIDERSKI Sebastian	3	3	3			11
14		GIERCZYNSKI Krzysztof						0
16	L	IGNACZAK Krzysztof	L	L	L			0
18		MOZDZONEK Marcin	4	4				0
Head Coach:		LOZANO Raul (ARG)						
Assistant Coach:		SWIDEREK Alojzy (POL)						

GER - Germany								
No	C/L	Name	1	2	3	4	5	Pts
1		POPP Marcus	3	4				4
4		TISCHER Simon		11	5			1
5	C	ANDRAE Bjorn	6	1	7			4
7		SIEBECK Mark	9	5	6			5
8		BOHME Marcus		13	1			0
9		HUBNER Stefan	4	5	4			11
10		SCHOPS Jochen	2	3	9			5
11		DEHNE Frank	5	6				0
12		PAMPEL Christian		10	2			6
13		BERGMANN Ralph	1	2	8			8
14		KROMM Robert		1	3			8
19	L	KROGER Thomas	L	L	L			0
Head Coach:		MOCULESCU Stelian (GER)						
Assistant Coach:		BERNARD Stewart (NED)						

TEAM AND PLAYER PERFORMANCES

Won	Total Atts	No	Name
48	78	Total Team	
15	27	10	WLAZLY Mariusz
10	16	13	SWIDERSKI Sebastian
8	15	2	WINIARSKI Michal
8	34	Total Team	
2	6	11	KADZIEWICZ Lukasz
2	6	10	WLAZLY Mariusz
2	4	5	ZAGUMNY Pawel
4	82	Total Team	
2	13	2	WINIARSKI Michal
2	11	11	KADZIEWICZ Lukasz
23		Total Team	
83	194	Total Team	
17	46	10	WLAZLY Mariusz

Scoring Skills
Spike
Block
Serve
Opp Error
Total
Best Scorer

Won	Total Atts	No	Name
44	82	Total Team	
7	11	14	KROMM Robert
7	10	9	HUBNER Stefan
7	9	13	BERGMANN Ralph
5	35	Total Team	
4	13	9	HUBNER Stefan
1	4	13	BERGMANN Ralph
3	69	Total Team	
1	10	14	KROMM Robert
1	8	1	POPP Marcus
1	6	12	PAMPEL Christian
16		Total Team	
68	186	Total Team	
11	33	9	HUBNER Stefan

Legend:	Attempts	C	Team Captain	L	Libero Player	L	Substitute Libero
h	Starting Line-Up where n=starting position on Court (i.e. positions 1 to 6)						
nn	Substitute where nn=jersey number of out going player						
	Opp	Opponent	Pts	Points scored			



MATCH RESULT

比赛结果表 / RÉSULTAT DU MATCH

P2

Match Duration: 2h25m
Spectators: 3,500

RUS vs GER
3 vs 2

Team	Sets	1	2	3	4	5	Total
RUS	3	25	25	21	25	16	112
GER	2	27	21	25	23	14	110
	Playing Time	29m	28m	26m	30m	20m	2h13m

First Referee: DEREGNAUCOURT Patrick (FRA)

Second Referee: HOBOR Bela (HUN)

RUS - Russian Federation							
No	C/L	Name	1	2	3	4	5 Pts
1		KORNEEV Alexander					0
2		POLTAVSKIY Semen	6	6	6	3	3
3		KOSAREV Alexander			8	4	1
6		GRANKIN Sergey	2	6	6	6	6
8		TETYUKHIN Sergey	6	4	4	10	4
9	C	KHAMUTTSKIKH Vadim	17		17	2	2
10		BEREZHKO Yury	3	1	1	1	14
13		OSTAPENKO Alexey	18	18	18	2	2
15		VOLKOV Alexander	1	5	5	5	5
16	L	VERBOV Alexey	L	L	L	L	L
17		MIKHAYLOV Maxim	5	3	3	6	6
18		KULESHOV Alexey	4	2	2		2
Head Coach:			ALEKNO Vladimir (RUS)				
Assistant Coach:			PLACI Camillo (ITA)				

GER - Germany							
No	C/L	Name	1	2	3	4	5 Pts
1		POPP Marcus	4	3	4	4	4
4		TISCHER Simon					0
5	C	ANDRAE Bjorn	1	6	1	1	1
7		SIEBECK Mark		9			13
8		BOHME Marcus					0
9		HUBNER Stefan	5	4	5	5	5
10		SCHOPS Jochen	3	2	3	3	3
11		DEHNE Frank	6	5	6	6	6
12		PAMPEL Christian	9	13		13	9
13		BERGMANN Ralph	2	1	2	2	2
14		KROMM Robert	1	1	5	1	1
19	L	KROGER Thomas	L	L	L	L	L
Head Coach:			MOCULESCU Stelian (GER)				
Assistant Coach:			BERNARD Stewart (NED)				

TEAM AND PLAYER PERFORMANCES

Won	Total Atts	No	Name
49	107	Total Team	
11	24	17	MIKHAYLOV Maxim
11	19	2	POLTAVSKIY Semen
10	18	10	BEREZHKO Yury
14	48	Total Team	
6	17	15	VOLKOV Alexander
5	12	17	MIKHAYLOV Maxim
1	4	10	BEREZHKO Yury
12	111	Total Team	
4	13	13	OSTAPENKO Alexey
3	20	10	BEREZHKO Yury
2	10	3	KOSAREV Alexander
37		Total Team	
112	266	Total Team	
17	51	17	MIKHAYLOV Maxim

Scoring Skills
Spike
Block
Serve
Opp Error
Total
Best Scorer

Won	Total Atts	No	Name
56	110	Total Team	
15	36	10	SCHOPS Jochen
14	24	5	ANDRAE Bjorn
9	24	1	POPP Marcus
12	47	Total Team	
4	12	13	BERGMANN Ralph
3	8	11	DEHNE Frank
2	14	9	HUBNER Stefan
7	111	Total Team	
4	27	10	SCHOPS Jochen
3	18	11	DEHNE Frank
35		Total Team	
110	268	Total Team	
19	67	10	SCHOPS Jochen

Legend:			
Atts	Attempts	C	Team Captain
n	Starting Line-Up where n=starting position on Court (i.e. positions 1 to 6)	L	Libero Player
nn	Substitute where nn=jersey number of out going player	Opp	Opponent
		L	Substitute Libero
		Pts	Points scored



MATCH RESULT

比赛结果表 / RÉSULTAT DU MATCH

P2

Match Duration: 1h11m
Spectators: 3,000

EGY vs POL
0 vs 3

Team	Sets	1	2	3	Total
EGY	0	21	18	10	49
POL	3	25	25	25	75
Playing Time		23m	23m	19m	1h05m

First Referee: SHAHMIRI Mohammad (IRI)

Second Referee: SALVATORE Patricia (USA)

EGY - Egypt								
No	C/L	Name	1	2	3	4	5	Pts
1	C	AWAD Hamdy	2	1	2			6
2		AHMED Abdalla	1	6	1			1
3		GABAL Mohamed		4	4			4
4		ABDEL NAEIM Ahmed	4	3	4			6
5		AHMED Abdel Latif	3	2	3			6
6	L	ALAYDY Wael	L	L	L			0
7		ABOUELHASSAN Ashraf		2				0
8		YOUSSEF Saleh	5	4	5			5
13		BADAWY Mohamed		1	8			2
14		GOMAA Hossameldin		16	6			1
16		SEIF ELNASR Mohamed	6	5				1
17		ABD EL kader Mahmoud			1			0
Head Coach:		ZAKARIA Ahmed (EGY)						
Assistant Coach:		MESELHY Hany (EGY)						

POL - Poland								
No	C/L	Name	1	2	3	4	5	Pts
2		WINIARSKI Michal	3	4	6			12
3	C	GRUSZKA Piotr						0
4		PLINSKI Daniel	4	5	1			4
5		ZAGUMNY Pawel	2	3	5			2
8		WIKI Marcin	13	2	13			1
10		WLAZLY Mariusz	5	6	2			10
11		KADZIEWICZ Lukasz	1	2				1
12		WOICKI Pawel						0
13		SWIDERSKI Sebastian	6	1	3			13
14		GIERCZYNSKI Krzysztof						0
16	L	IGNACZAK Krzysztof	L	L	L			0
18		MOZDZONEK Marcin		11	4			3
Head Coach:		LOZANO Raul (ARG)						
Assistant Coach:		SWIDEREK Alojzy (POL)						

TEAM AND PLAYER PERFORMANCES

Won	Total Atts	No	Name
25	73	Total Team	
5	19	8	YOUSSEF Saleh
5	15	4	ABDEL NAEIM Ahmed
5	11	1	AWAD Hamdy
7	31	Total Team	
2	8	5	AHMED Abdel Latif
1	4	1	AWAD Hamdy
1	4	2	AHMED Abdalla
0	51	Total Team	
17		Total Team	
49	155	Total Team	
6	22	1	AWAD Hamdy

Scoring Skills
Spike
Block
Serve
Opp Error
Total
Best Scorer

Won	Total Atts	No	Name
34	63	Total Team	
12	16	13	SWIDERSKI Sebastian
9	21	10	WLAZLY Mariusz
8	14	2	WINIARSKI Michal
9	31	Total Team	
3	12	4	PLINSKI Daniel
3	3	2	WINIARSKI Michal
1	4	13	SWIDERSKI Sebastian
3	73	Total Team	
1	13	10	WLAZLY Mariusz
1	9	2	WINIARSKI Michal
1	5	18	MOZDZONEK Marcin
29		Total Team	
75	167	Total Team	
13	33	13	SWIDERSKI Sebastian

Legend:	Attempts	C	Team Captain	L	Libero Player	L	Substitute Libero
n	Starting Line-Up where n=starting position on Court (i.e. positions 1 to 6)						
nn	Substitute where nn=jersey number of out going player						
	Opp	Opponent	Pts	Points scored			



MATCH RESULT

比赛结果表 / RÉSULTAT DU MATCH

P2

Match Duration: 1h49m
Spectators: 9,000

SRB vs BRA
1 vs 3

Team	Sets	1	2	3	4	Total
SRB	1	27	20	17	21	85
BRA	3	25	25	25	25	100
Playing Time		28m	25m	23m	24m	1h40m

First Referee: WANG Ning (CHN)

Second Referee: SAKAIDE Osamu (JPN)

SRB - Serbia								
No	C/L	Name	1	2	3	4	5	Pts
1		KOVACEVIC Nikola	4	4	4	4		12
2		BOJOVIC Dejan					1	0
3		BJELICA Novica	2	2	2			6
4		JANIC Bojan		10	1	1		7
5		PETKOVIC Vlado	6	6	9	6		0
8	L	SAMARDZIC Marko	L	L	L	L		0
9	C	GRBIC Nikola	5	15	6			1
10		NIKIC Milos	1	1		4		1
12		GERIC Andrija	10	1		2		1
14		MILJKOVIC Ivan	1	5	3	3		17
15		STAROVIC Sasa	3	3	1			6
18		PODRASCANIN Marko	5	5	5	5		8
Head Coach:		KOLAKOVIC Igor (MNE)						
Assistant Coach:		BULATOVIC Zeljko (SRB)						

BRA - Brazil								
No	C/L	Name	1	2	3	4	5	Pts
1		REZENDE Bruno	9	9		9		0
2		ELGARTEN Marcelo	6	5	6	5		1
4		HELLER Andre	2	1	2	1		11
6		FUCHS Samuel						0
7	C	GODOY FILHO Gilberto						0
8		ENDRES Murilo	1	6	1	6		17
9		NASCIMENTO Andre	3	2	3	2		13
10	L	SANTOS Sergio	L	L	L	L		0
11		RODRIGUES Anderson	2	2		2		0
13		ENDRES Gustavo	5	4	5	4		11
14		SANTANA Rodrigo						0
18		AMARAL Dante	4	3	4	3		17
Head Coach:		REZENDE Bernardo (BRA)						
Assistant Coach:		TABACH Ricardo (BRA)						

TEAM AND PLAYER PERFORMANCES

Won	Total Atts	No	Name
51	117	Total Team	
17	32	14	MILJKOVIC Ivan
9	30	1	KOVACEVIC Nikola
6	16	15	STAROVIC Sasa
7	50	Total Team	
3	8	1	KOVACEVIC Nikola
1	13	18	PODRASCANIN Marko
1	6	3	BJELICA Novica
1	86	Total Team	
1	13	18	PODRASCANIN Marko
26		Total Team	
85	253	Total Team	
17	47	14	MILJKOVIC Ivan

Scoring Skills
Spike
Block
Serve
Opp Error
Total
Best Scorer

Won	Total Atts	No	Name
52	111	Total Team	
15	29	18	AMARAL Dante
13	31	8	ENDRES Murilo
11	26	9	NASCIMENTO Andre
12	44	Total Team	
5	18	13	ENDRES Gustavo
3	7	8	ENDRES Murilo
1	9	4	HELLER Andre
6	99	Total Team	
2	19	4	HELLER Andre
1	19	18	AMARAL Dante
1	18	9	NASCIMENTO Andre
30		Total Team	
100	254	Total Team	
17	52	18	AMARAL Dante

Legend:			
Atts	Attempts	C	Team Captain
L	Libero Player	L	Libero Player
nn	Starting Line-Up where n=starting position on Court (i.e. positions 1 to 6)	Opp	Opponent
nn	Substitute where nn=jersey number of out going player	Pts	Points scored
		L	Substitute Libero



MATCH RESULT

比赛结果表 / RÉSULTAT DU MATCH

P2

Match Duration: 1h26m
Spectators: 3,200

GER vs EGY
3 vs 0

Team	Sets	1	2	3	Total
GER	3	29	25	25	79
EGY	0	27	21	21	69
Playing Time		32m	23m	25m	1h20m

First Referee: AL-NAAMA Ibrahim (QAT)

Second Referee: LIU Jiang (CHN)

GER - Germany								
No	C/L	Name	1	2	3	4	5	Pts
1		POPP Marcus	4	5	4			9
4		TISCHER Simon						0
5	C	ANDRAE Bjorn	1	2	1			13
7		SIEBECK Mark	9					0
8		BOHME Marcus						0
9		HUBNER Stefan	5	6	5			4
10		SCHOPS Jochen	3	4	3			19
11		DEHNE Frank	6	1	6			6
12		PAMPPEL Christian	13	9	13			0
13		BERGMANN Ralph	2	3	2			7
14		KROMM Robert	5					0
19	L	KROGER Thomas	L	L	L			0
Head Coach:		MOCULESCU Stelian (GER)						
Assistant Coach:		BERNARD Stewart (NED)						

EGY - Egypt								
No	C/L	Name	1	2	3	4	5	Pts
1	C	AWAD Hamdy	1	1	4			3
2		AHMED Abdalla	4	7	6			1
3		GABAL Mohamed	7		2			1
4		ABDEL NAEIM Ahmed	3	3	3			20
5		AHMED Abdel Latif	14	2	14			2
6	L	ALAYDY Wael	L	L	L			0
7		ABOUELHASSAN Ashraf	6	6	4			1
8		YOUSSEF Saleh	4	4	13			8
13		BADAWY Mohamed		1	1			1
14		GOMAA Hossameldin	2		2			2
16		SEIF ELNASR Mohamed	5	5	5			2
17		ABD EL kader Mahmoud						0
Head Coach:		ZAKARIA Ahmed (EGY)						
Assistant Coach:		MESELHY Hany (EGY)						

TEAM AND PLAYER PERFORMANCES

Won	Total Atts	No	Name
48	86	Total Team	
17	26	10	SCHOPS Jochen
13	20	5	ANDRAE Bjorn
7	18	1	POPP Marcus
8	45	Total Team	
2	11	13	BERGMANN Ralph
2	8	9	HUBNER Stefan
2	7	1	POPP Marcus
2	78	Total Team	
1	12	10	SCHOPS Jochen
1	11	11	DEHNE Frank
21		Total Team	
79	209	Total Team	
19	44	10	SCHOPS Jochen

Scoring Skills
Spike
Block
Serve
Opp Error
Total
Best Scorer

Won	Total Atts	No	Name
36	84	Total Team	
20	34	4	ABDEL NAEIM Ahmed
6	16	8	YOUSSEF Saleh
3	13	1	AWAD Hamdy
4	36	Total Team	
2	6	8	YOUSSEF Saleh
1	8	14	GOMAA Hossameldin
1	2	13	BADAWY Mohamed
1	70	Total Team	
1	7	7	ABOUELHASSAN Ashraf
28		Total Team	
69	190	Total Team	
20	49	4	ABDEL NAEIM Ahmed

Legend:			
Atts	Attempts	C	Team Captain
n	Starting Line-Up where n=starting position on Court (i.e. positions 1 to 6)	L	Libero Player
nn	Substitute where nn=jersey number of out going player	Opp	Opponent
		L	Substitute Libero
		Pts	Points scored



MATCH RESULT

比赛结果表 / RÉSULTAT DU MATCH

P2

Match Duration: 2h07m
Spectators: 12,000

BRA vs RUS
1 3

Team	Sets	1	2	3	4	Total
BRA	1	25	24	29	19	97
RUS	3	22	26	31	25	104
	Playing Time	25m	29m	35m	29m	1h58m

First Referee: RODRIGUEZ Victor Manuel (PUR)

Second Referee: WANG Ning (CHN)

BRA - Brazil								
No	C/L	Name	1	2	3	4	5	Pts
1		REZENDE Bruno		9	13	4		0
2		ELGARTEN Marcelo	4	5	4	5		0
4		HELLER Andre	6	1	6	1		10
6		FUCHS Samuel						0
7	C	GODOY FILHO Gilberto					18	0
8		ENDRES Murilo	5	6	5	6		11
9		NASCIMENTO Andre	1	2	1	2		26
10	L	SANTOS Sergio	L	L	L	L		0
11		RODRIGUES Anderson		2	2	9		3
13		ENDRES Gustavo	3	4	3	4		8
14		SANTANA Rodrigo			9	2		0
18		AMARAL Dante	2	3	2	3		10
Head Coach: REZENDE Bernardo (BRA)								
Assistant Coach: TABACH Ricardo (BRA)								

RUS - Russian Federation								
No	C/L	Name	1	2	3	4	5	Pts
1		KORNEEV Alexander						0
2		POLTAVSKIY Semen	2	6	6			1
3		KOSAREV Alexander	6	1	1	1		13
6		GRANKIN Sergey	5	6	6	6		1
8		TETYUKHIN Sergey	3	4	4			3
9	C	KHAMUTTSKIKH Vadim				17		0
10		BEREZHKO Yury			8	4		11
13		OSTAPENKO Alexey		18	18	18		0
15		VOLKOV Alexander	4	5	5	5		12
16	L	VERBOV Alexey	L	L	L	L		0
17		MIKHAYLOV Maxim	2	3	3	3		19
18		KULESHOV Alexey	1	2	2	2		10
Head Coach: ALEKNO Vladimir (RUS)								
Assistant Coach: PLACI Camillo (ITA)								

TEAM AND PLAYER PERFORMANCES

Won	Total Atts	No	Name
47	116	Total Team	
21	43	9	NASCIMENTO Andre
9	24	18	AMARAL Dante
8	27	8	ENDRES Murilo
15	66	Total Team	
5	15	13	ENDRES Gustavo
4	12	4	HELLER Andre
3	16	8	ENDRES Murilo
6	98	Total Team	
3	17	9	NASCIMENTO Andre
2	17	13	ENDRES Gustavo
1	11	4	HELLER Andre
29		Total Team	
97	280	Total Team	
26	67	9	NASCIMENTO Andre

Scoring Skills
Spike
Block
Serve
Opp Error
Total
Best Scorer

Won	Total Atts	No	Name
54	126	Total Team	
16	39	17	MIKHAYLOV Maxim
11	22	3	KOSAREV Alexander
8	17	10	BEREZHKO Yury
13	63	Total Team	
4	15	18	KULESHOV Alexey
3	14	15	VOLKOV Alexander
3	8	10	BEREZHKO Yury
3	102	Total Team	
1	22	3	KOSAREV Alexander
1	16	15	VOLKOV Alexander
1	12	17	MIKHAYLOV Maxim
34		Total Team	
104	291	Total Team	
19	59	17	MIKHAYLOV Maxim

Legend:			
Atts	Attempts	C	Team Captain
n	Starting Line-Up where n=starting position on Court (i.e. positions 1 to 6)	L	Libero Player
nn	Substitute where nn=jersey number of out going player	Opp	Opponent
		L	Substitute Libero
		Pts	Points scored



MATCH RESULT

比赛结果表 / RÉSULTAT DU MATCH

P2

Match Duration: 2h04m
Spectators: 7,000

POL vs SRB
3 vs 1

Team	Sets	1	2	3	4	Total
POL	3	31	22	25	25	103
SRB	1	29	25	22	21	97
Playing Time		33m	28m	25m	29m	1h55m

First Referee: SOKULLU Umit (TUR)

Second Referee: DEREGNAUCOURT Patrick (FRA)

POL - Poland							
No	C/L	Name	1	2	3	4	5 Pts
2		WINIARSKI Michal	6	5	6	6	13
3	C	GRUSZKA Piotr					0
4		PLINSKI Daniel	1	6	1	1	13
5		ZAGUMNY Pawel	5	4	5	5	4
8		WIKI Marcin		13		2	1
10		WLAZLY Mariusz	2	1	2	2	20
11		KADZIEWICZ Lukasz	4	3	4	4	11
12		WOICKI Pawel	11	11	11		0
13		SWIDERSKI Sebastian	3	2	3	3	16
14		GIERCZYNSKI Krzysztof					0
16	L	IGNACZAK Krzysztof	L	L	L	L	0
18		MOZDZONEK Marcin	5			5	0
Head Coach:		LOZANO Raul (ARG)					
Assistant Coach:		SWIDEREK Alojzy (POL)					

SRB - Serbia							
No	C/L	Name	1	2	3	4	5 Pts
1		KOVACEVIC Nikola	4	4	4	3	9
2		BOJOVIC Dejan	10		1	1	0
3		BJELICA Novica	2	2	2	1	9
4		JANIC Bojan					0
5		PETKOVIC Vlado		1			0
8	L	SAMARDZIC Marko	L	L	L	L	0
9	C	GRBIC Nikola	6	6	6	5	6
10		NIKIC Milos	1	1	1	6	6
12		GERIC Andrija	1			10	0
14		MILJKOVIC Ivan	3	3	3	2	24
15		STAROVIC Sasa					0
18		PODRASCANIN Marko	5	5	5	4	12
Head Coach:		KOLAKOVIC Igor (MNE)					
Assistant Coach:		BULATOVIC Zeljko (SRB)					

TEAM AND PLAYER PERFORMANCES

Won	Total Atts	No	Name
63	132	Total Team	
18	44	10	WLAZLY Mariusz
14	24	13	SWIDERSKI Sebastian
13	29	2	WINIARSKI Michal
12	67	Total Team	
4	19	11	KADZIEWICZ Lukasz
4	10	5	ZAGUMNY Pawel
2	8	13	SWIDERSKI Sebastian
3	102	Total Team	
1	17	10	WLAZLY Mariusz
1	14	4	PLINSKI Daniel
1	5	8	WIKI Marcin
25		Total Team	
103	301	Total Team	
20	70	10	WLAZLY Mariusz

Scoring Skills
Spike
Block
Serve
Opp Error
Total
Best Scorer

Won	Total Atts	No	Name
57	132	Total Team	
20	51	14	MILJKOVIC Ivan
10	12	18	PODRASCANIN Marko
9	27	1	KOVACEVIC Nikola
8	73	Total Team	
4	6	14	MILJKOVIC Ivan
2	28	18	PODRASCANIN Marko
1	14	9	GRBIC Nikola
1	98	Total Team	
1	19	3	BJELICA Novica
31		Total Team	
97	303	Total Team	
24	71	14	MILJKOVIC Ivan

Legend:	Attempts	C	Team Captain	L	Libero Player	L	Substitute Libero
n	Starting Line-Up where n=starting position on Court (i.e. positions 1 to 6)						
nn	Substitute where nn=jersey number of out going player						
	Opp	Opponent	Pts	Points scored			



MATCH RESULT

比赛结果表 / RÉSULTAT DU MATCH

P2

Match Duration: 1h09m
Spectators: 3,200

RUS vs EGY
3 vs 0

Team	Sets	1	2	3	Total
RUS	3	25	25	25	75
EGY	0	19	14	18	51
Playing Time		22m	20m	21m	1h03m

First Referee: LIU Jiang (CHN)

Second Referee: AL-NAAMA Ibrahim (QAT)

RUS - Russian Federation							
No	C/L	Name	1	2	3	4	5 Pts
1		KORNEEV Alexander	4	4	4		10
2		POLTAVSKIY Semen	3	3	3		11
3		KOSAREV Alexander					0
6		GRANKIN Sergey					0
8		TETYUKHIN Sergey					0
9	C	KHAMUTTSKIKH Vadim	6	6	6		4
10		BEREZHKO Yury	1	1	1		12
13		OSTAPENKO Alexey	2	2	2		10
15		VOLKOV Alexander					0
16	L	VERBOV Alexey	L	L	L		0
17		MIKHAYLOV Maxim	9				0
18		KULESHOV Alexey	5	5	5		3
Head Coach:		ALEKNO Vladimir (RUS)					
Assistant Coach:		PLACI Camillo (ITA)					

EGY - Egypt							
No	C/L	Name	1	2	3	4	5 Pts
1	C	AWAD Hamdy	4	8	1		5
2		AHMED Abdalla	6	6			1
3		GABAL Mohamed	2		4		3
4		ABDEL NAEIM Ahmed	3	3	3		6
5		AHMED Abdel Latif					0
6	L	ALAYDY Wael	L	L	L		0
7		ABOUELHASSAN Ashraf	4	2	6		2
8		YOUSSEF Saleh	1	1			2
13		BADAWY Mohamed					0
14		GOMAA Hossameldin	2	2	2		7
16		SEIF ELNASR Mohamed	5	5	5		1
17		ABD EL kader Mahmoud	14	4	4		6
Head Coach:		ZAKARIA Ahmed (EGY)					
Assistant Coach:		MESELHY Hany (EGY)					

TEAM AND PLAYER PERFORMANCES

Won	Total Atts	No	Name
33	56	Total Team	
9	14	10	BEREZHKO Yury
8	15	2	POLTAVSKIY Semen
7	12	1	KORNEEV Alexander
7	32	Total Team	
2	6	2	POLTAVSKIY Semen
2	5	1	KORNEEV Alexander
1	9	13	OSTAPENKO Alexey
10	74	Total Team	
4	16	13	OSTAPENKO Alexey
3	16	10	BEREZHKO Yury
1	16	9	KHAMUTTSKIKH Vadim
25		Total Team	
75	162	Total Team	
12	31	10	BEREZHKO Yury

Scoring Skills
Spike
Block
Serve
Opp Error
Total
Best Scorer

Won	Total Atts	No	Name
28	68	Total Team	
6	17	4	ABDEL NAEIM Ahmed
5	13	1	AWAD Hamdy
5	11	17	ABD EL kader Mahmoud
3	19	Total Team	
2	6	14	GOMAA Hossameldin
1	2	17	ABD EL kader Mahmoud
2	52	Total Team	
1	12	14	GOMAA Hossameldin
1	4	2	AHMED Abdalla
18		Total Team	
51	139	Total Team	
7	25	14	GOMAA Hossameldin

Legend:	Attempts	C	Team Captain	L	Libero Player	L	Substitute Libero
h	Starting Line-Up where n=starting position on Court (i.e. positions 1 to 6)						
nn	Substitute where nn=jersey number of out going player						
	Opp	Opponent	Pts	Points scored			



MATCH RESULT

比赛结果表 / RÉSULTAT DU MATCH

CORRECTED

P2

Match Duration: 1h53m
Spectators: 12,500

SRB vs GER
3 vs 1

Team	Sets	1	2	3	4	Total
SRB	3	25	27	24	25	101
GER	1	21	25	26	23	95
Playing Time		23m	28m	30m	23m	1h44m

First Referee: WANG Ning (CHN)

Second Referee: HOBOR Bela (HUN)

SRB - Serbia								
No	C/L	Name	1	2	3	4	5	Pts
2		BOJOVIC Dejan	3	4	3	4		14
3		BJELICA Novica	10					0
4		JANIC Bojan						0
5		PETKOVIC Vlado		10		10		0
8	L	SAMARDZIC Marko	L	L	L	L		0
9	C	GRBIC Nikola	5	6	5	6		3
10		NIKIC Milos	6	1	6	1		12
12		GERIC Andrija	1	2	1	2		5
14		MILJKOVIC Ivan	2	3	2	3		23
15		STAROVIC Sasa			2			0
18		PODRASCANIN Marko	4	5	4	5		9
Head Coach:		KOLAKOVIC Igor (MNE)						
Assistant Coach:		BULATOVIC Zeljko (SRB)						

GER - Germany								
No	C/L	Name	1	2	3	4	5	Pts
1		POPP Marcus	5	4	14	14		6
4		TISCHER Simon	11	6	1	6		8
5	C	ANDRAE Bjorn	2	1	2	1		5
7		SIEBECK Mark		13	13	13		0
8		BOHME Marcus						0
9		HUBNER Stefan	6	5	6	5		10
10		SCHOPS Jochen	4	3	4	3		29
11		DEHNE Frank	1					0
12		PAMPEL Christian	13	9	9	9		0
13		BERGMANN Ralph	3	2	3	2		10
14		KROMM Robert		1	5	4		6
19	L	KROGER Thomas	L	L	L	L		0
Head Coach:		MOCULESCU Stelian (GER)						
Assistant Coach:		BERNARD Stewart (NED)						

TEAM AND PLAYER PERFORMANCES

Won	Total Atts	No	Name
55	115	Total Team	
20	38	14	MILJKOVIC Ivan
12	30	2	BOJOVIC Dejan
11	25	10	NIKIC Milos
7	45	Total Team	
2	15	9	GRBIC Nikola
2	12	18	PODRASCANIN Marko
1	7	12	GERIC Andrija
4	100	Total Team	
2	24	14	MILJKOVIC Ivan
1	17	2	BOJOVIC Dejan
1	9	10	NIKIC Milos
35		Total Team	
101	260	Total Team	
23	65	14	MILJKOVIC Ivan

Scoring Skills
Spike
Block
Serve
Opp Error
Total
Best Scorer

Won	Total Atts	No	Name
53	105	Total Team	
24	36	10	SCHOPS Jochen
6	20	14	KROMM Robert
6	10	13	BERGMANN Ralph
16	79	Total Team	
5	25	9	HUBNER Stefan
4	20	13	BERGMANN Ralph
3	7	10	SCHOPS Jochen
5	96	Total Team	
2	18	10	SCHOPS Jochen
2	14	4	TISCHER Simon
1	10	9	HUBNER Stefan
21		Total Team	
95	280	Total Team	
29	61	10	SCHOPS Jochen

Legend:	Attempts	C	Team Captain	L	Libero Player	L	Substitute Libero
n	Starting Line-Up where n=starting position on Court (i.e. positions 1 to 6)						
nn	Substitute where nn=jersey number of out going player						
	Opp	Opponent	Pts	Points scored			

Player 1 Nikola Kovacevic from Serbia is removed from Match Results



MATCH RESULT

比赛结果表 / RÉSULTAT DU MATCH

P2

Match Duration: 1h27m
Spectators: 12,500

BRA vs POL
3 vs 0

Team	Sets	1	2	3	Total
BRA	3	30	25	25	80
POL	0	28	19	19	66
Playing Time		33m	24m	24m	1h21m

First Referee: KIM Kun-Tae (KOR)

Second Referee: SAKAIDE Osamu (JPN)

BRA - Brazil								
No	C/L	Name	1	2	3	4	5	Pts
1		REZENDE Bruno		9	4			1
2		ELGARTEN Marcelo	4	3	4			1
4		HELLER Andre	6	5	6			8
6		FUCHS Samuel		9				0
7	C	GODOY FILHO Gilberto	5	4	5			16
8		ENDRES Murilo		18	2			4
9		NASCIMENTO Andre	1	6	1			13
10	L	SANTOS Sergio	L	L	L			0
11		RODRIGUES Anderson	2	2				0
13		ENDRES Gustavo	3	2	3			11
14		SANTANA Rodrigo						0
18		AMARAL Dante	2	1				6
Head Coach:		REZENDE Bernardo (BRA)						
Assistant Coach:		TABACH Ricardo (BRA)						

POL - Poland								
No	C/L	Name	1	2	3	4	5	Pts
2		WINIARSKI Michal	6	4	1			11
3	C	GRUSZKA Piotr		10	5			2
4		PLINSKI Daniel	1	5	2			11
5		ZAGUMNY Pawel	5	3	6			0
8		WIKI Marcin		13				0
10		WLAZLY Mariusz	2	6	3			9
11		KADZIEWICZ Lukasz	4	2	5			5
12		WOICKI Pawel		11	10			0
13		SWIDERSKI Sebastian	3	1	4			11
14		GIERCZYNSKI Krzysztof						0
16	L	IGNACZAK Krzysztof	L	L	L			0
18		MOZDZONEK Marcin	5	11				0
Head Coach:		LOZANO Raul (ARG)						
Assistant Coach:		SWIDEREK Alojzy (POL)						

TEAM AND PLAYER PERFORMANCES

Won	Total Atts	No	Name
49	93	Total Team	
13	27	9	NASCIMENTO Andre
13	23	7	GODOY FILHO Gilberto
9	11	13	ENDRES Gustavo
7	50	Total Team	
3	15	4	HELLER Andre
2	11	13	ENDRES Gustavo
1	7	7	GODOY FILHO Gilberto
4	78	Total Team	
2	17	7	GODOY FILHO Gilberto
1	15	2	ELGARTEN Marcelo
1	2	1	REZENDE Bruno
20		Total Team	
80	221	Total Team	
16	47	7	GODOY FILHO Gilberto

Scoring Skills
Spike
Block
Serve
Opp Error
Total
Best Scorer

Won	Total Atts	No	Name
42	87	Total Team	
11	20	13	SWIDERSKI Sebastian
10	20	2	WINIARSKI Michal
9	23	10	WLAZLY Mariusz
7	42	Total Team	
5	13	4	PLINSKI Daniel
1	8	11	KADZIEWICZ Lukasz
1	4	2	WINIARSKI Michal
0	68	Total Team	
17		Total Team	
66	197	Total Team	
11	38	13	SWIDERSKI Sebastian

Legend:	Attempts	C	Team Captain	L	Libero Player	L	Substitute Libero
n	Starting Line-Up where n=starting position on Court (i.e. positions 1 to 6)						
nn	Substitute where nn=jersey number of out going player						
	Opp	Opponent	Pts	Points scored			



MATCH RESULT

比赛结果表 / RÉSULTAT DU MATCH

P2

Match Duration: 1h28m
Spectators: 3,400

GER vs BRA
0 vs 3

Team	Sets	1	2	3	Total
GER	0	22	21	23	66
BRA	3	25	25	25	75
Playing Time		27m	28m	27m	1h22m

First Referee: LIU Jiang (CHN)

Second Referee: SOKULLU Umit (TUR)

GER - Germany								
No	C/L	Name	1	2	3	4	5	Pts
1		POPP Marcus	5	3	4			7
4		TISCHER Simon	1	5				3
5	C	ANDRAE Bjorn	2	6	1			6
7		SIEBECK Mark		1				0
8		BOHME Marcus		13	2			8
9		HUBNER Stefan	6	4	5			8
10		SCHOPS Jochen	4	2	3			17
11		DEHNE Frank			6			0
12		PAMPPEL Christian	13	9	9			0
13		BERGMANN Ralph	3	1				1
14		KROMM Robert		5	5			0
19	L	KROGER Thomas	L	L	L			0
Head Coach:		MOCULESCU Stelian (GER)						
Assistant Coach:		BERNARD Stewart (NED)						

BRA - Brazil								
No	C/L	Name	1	2	3	4	5	Pts
1		REZENDE Bruno	9	9				0
2		ELGARTEN Marcelo	5	4	5			0
4		HELLER Andre	1					2
6		FUCHS Samuel			9			0
7	C	GODOY FILHO Gilberto	6	5	6			9
8		ENDRES Murilo						0
9		NASCIMENTO Andre	2	1	2			9
10	L	SANTOS Sergio	L	L	L			0
11		RODRIGUES Anderson	2	2				0
13		ENDRES Gustavo	4	3	4			8
14		SANTANA Rodrigo		6	1			6
18		AMARAL Dante	3	2	3			5
Head Coach:		REZENDE Bernardo (BRA)						
Assistant Coach:		TABACH Ricardo (BRA)						

TEAM AND PLAYER PERFORMANCES

Won	Total Atts	No	Name
41	76	Total Team	
16	27	10	SCHOPS Jochen
8	8	9	HUBNER Stefan
6	16	1	POPP Marcus
3	28	Total Team	
2	5	8	BOHME Marcus
1	3	4	TISCHER Simon
6	68	Total Team	
3	8	8	BOHME Marcus
1	12	10	SCHOPS Jochen
1	10	1	POPP Marcus
16		Total Team	
66	172	Total Team	
17	42	10	SCHOPS Jochen

Scoring Skills
Spike
Block
Serve
Opp Error
Total
Best Scorer

Won	Total Atts	No	Name
27	57	Total Team	
8	15	9	NASCIMENTO Andre
6	17	7	GODOY FILHO Gilberto
5	6	13	ENDRES Gustavo
9	39	Total Team	
3	6	18	AMARAL Dante
2	10	14	SANTANA Rodrigo
2	8	7	GODOY FILHO Gilberto
3	73	Total Team	
2	13	13	ENDRES Gustavo
1	13	7	GODOY FILHO Gilberto
36		Total Team	
75	169	Total Team	
9	38	7	GODOY FILHO Gilberto

Legend:	Attempts	C	Team Captain	L	Libero Player	L	Substitute Libero
n	Starting Line-Up where n=starting position on Court (i.e. positions 1 to 6)						
nn	Substitute where nn=jersey number of out going player						
	Opp	Opponent	Pts	Points scored			



MATCH RESULT

比赛结果表 / RÉSULTAT DU MATCH

P2

Match Duration: 2h17m
Spectators: 12,000

POL vs RUS
3 vs 2

Team	Sets	1	2	3	4	5	Total
POL	3	17	26	24	25	15	107
RUS	2	25	24	26	23	12	110
	Playing Time	22m	29m	29m	29m	16m	2h05m

First Referee: LODERUS Frans (NED)

Second Referee: LEUTHAUSER Frank (GER)

POL - Poland								
No	C/L	Name	1	2	3	4	5 Pts	
2		WINIARSKI Michal	6	1	4	3	3	18
3	C	GRUSZKA Piotr			5		5	1
4		PLINSKI Daniel	1					0
5		ZAGUMNY Pawel	5	6	3	2	2	1
8		WIKA Marcin		14	1	6	6	12
10		WLAZLY Mariusz	2	3	6	5	5	23
11		KADZIEWICZ Lukasz	4	5	2	1	1	12
12		WOICKI Pawel			10	18	18	0
13		SWIDERSKI Sebastian	3					1
14		GIERCZYNSKI Krzysztof	13	4				1
16	L	IGNACZAK Krzysztof	L	L	L	L	L	0
18		MOZDZONEK Marcin	4	2	5	4	4	13
Head Coach: LOZANO Raul (ARG)								
Assistant Coach: SWIDEREK Alojzy (POL)								

RUS - Russian Federation								
No	C/L	Name	1	2	3	4	5 Pts	
1		KORNEEV Alexander						0
2		POLTAVSKIY Semen	3	3	3	3	3	19
3		KOSAREV Alexander	1	1	10	1	1	15
6		GRANKIN Sergey	6	6	6	6	6	5
8		TETYUKHIN Sergey	4	4	4	4	4	14
9	C	KHAMUTTSKIKH Vadim		2				0
10		BEREZHKO Yury		3	1	3		5
13		OSTAPENKO Alexey						0
15		VOLKOV Alexander	5	5	5	5	5	13
16	L	VERBOV Alexey	L	L	L	L	L	0
17		MIKHAYLOV Maxim		6	6	2	6	2
18		KULESHOV Alexey	2	2	2	2	2	12
Head Coach: ALEKNO Vladimir (RUS)								
Assistant Coach: PLACI Camillo (ITA)								

TEAM AND PLAYER PERFORMANCES

Won	Total Atts	No	Name
64	134	Total Team	
18	42	10	WLAZLY Mariusz
15	31	2	WINIARSKI Michal
10	19	8	WIKA Marcin
13	62	Total Team	
3	15	11	KADZIEWICZ Lukasz
3	12	18	MOZDZONEK Marcin
3	12	2	WINIARSKI Michal
5	106	Total Team	
4	19	10	WLAZLY Mariusz
1	12	18	MOZDZONEK Marcin
25		Total Team	
107	302	Total Team	
23	67	10	WLAZLY Mariusz

Scoring Skills
Spike
Block
Serve
Opp Error
Total
Best Scorer

Won	Total Atts	No	Name
67	128	Total Team	
18	37	2	POLTAVSKIY Semen
13	24	8	TETYUKHIN Sergey
11	24	3	KOSAREV Alexander
13	69	Total Team	
5	22	15	VOLKOV Alexander
3	13	6	GRANKIN Sergey
2	8	3	KOSAREV Alexander
5	111	Total Team	
2	16	3	KOSAREV Alexander
2	14	6	GRANKIN Sergey
1	17	15	VOLKOV Alexander
25		Total Team	
110	308	Total Team	
19	62	2	POLTAVSKIY Semen

Legend:							
Atts	Attempts	C	Team Captain	L	Libero Player	L	Substitute Libero
n	Starting Line-Up where n=starting position on Court (i.e. positions 1 to 6)			Opp	Opponent	Pts	Points scored
nn	Substitute where nn=jersey number of out going player						



MATCH RESULT

比赛结果表 / RÉSULTAT DU MATCH

P2

Match Duration: 1h02m
Spectators: 6,000

EGY vs SRB
0 vs 3

Team	Sets	1	2	3	Total
EGY	0	16	13	17	46
SRB	3	25	25	25	75
Playing Time		17m	19m	20m	56m

First Referee: RODRIGUEZ Victor Manuel (PUR)

Second Referee: AL-NAAMA Ibrahim (QAT)

EGY - Egypt								
No	C/L	Name	1	2	3	4	5	Pts
1	C	AWAD Hamdy		1	1			2
2		AHMED Abdalla		7	6			0
3		GABAL Mohamed	4	3	3			12
4		ABDEL NAEIM Ahmed						0
5		AHMED Abdel Latif						0
6	L	ALAYDY Wael	L	L	L			0
7		ABOUELHASSAN Ashraf	1	6	3			1
8		YOUSSEF Saleh	5	4	2			2
13		BADAWY Mohamed						0
14		GOMAA Hossameldin	6	5	5			2
16		SEIF ELNASR Mohamed	3	2	2			6
17		ABD EL kader Mahmoud	2	8	4			10
Head Coach:		ZAKARIA Ahmed (EGY)						
Assistant Coach:		MESELHY Hany (EGY)						

SRB - Serbia								
No	C/L	Name	1	2	3	4	5	Pts
2		BOJOVIC Dejan	4	4	4			13
3		BJELICA Novica	2	2	2			5
4		JANIC Bojan	2	2	10			0
5		PETKOVIC Vlado	9	9	9			0
8	L	SAMARDZIC Marko	L	L	L			0
9	C	GRBIC Nikola	6	6	6			1
10		NIKIC Milos	1	1	1			8
12		GERIC Andrija		3	5			1
14		MILJKOVIC Ivan	3	3	3			15
15		STAROVIC Sasa	14	14	14			5
18		PODRASCANIN Marko	5	5				4
Head Coach:		KOLAKOVIC Igor (MNE)						
Assistant Coach:		BULATOVIC Zeljko (SRB)						

TEAM AND PLAYER PERFORMANCES

Won	Total Atts	No	Name
33	78	Total Team	
12	25	3	GABAL Mohamed
9	15	17	ABD EL kader Mahmoud
5	10	16	SEIF ELNASR Mohamed
1	29	Total Team	
1	5	16	SEIF ELNASR Mohamed
1	48	Total Team	
1	8	17	ABD EL kader Mahmoud
11		Total Team	
46	155	Total Team	
12	38	3	GABAL Mohamed

Scoring Skills
Spike
Block
Serve
Opp Error
Total
Best Scorer

Won	Total Atts	No	Name
42	63	Total Team	
14	20	14	MILJKOVIC Ivan
10	16	2	BOJOVIC Dejan
6	7	10	NIKIC Milos
9	33	Total Team	
3	5	2	BOJOVIC Dejan
2	8	18	PODRASCANIN Marko
2	6	10	NIKIC Milos
1	73	Total Team	
1	5	12	GERIC Andrija
23		Total Team	
75	169	Total Team	
15	34	14	MILJKOVIC Ivan

Legend:	Attempts	C	Team Captain	L	Libero Player	L	Substitute Libero
Att	Starting Line-Up where n=starting position on Court (i.e. positions 1 to 6)			Opp	Opponent	Pts	Points scored
nn	Substitute where nn=jersey number of out going player						


PLAYERS RANKING BY SKILLS As of 24 AUG 2008

球员技术排名 / CLASSEMENT DES JOUEURS PAR COMPÉTENCE


P5
BEST SCORERS

Rk	No	Name	NOC	Spike	Block	Serve	Total
1	13	STANLEY Clayton	USA	116	15	15	146
2	17	MIKHAYLOV Maxim	RUS	105	15	7	127
3	14	MILJKOVIC Ivan	SRB	106	9	7	122
4	8	PRIDDY William	USA	93	10	9	112
5	6	KAZIYSKI Matey	BUL	87	11	8	106
5	10	WLAZLY Mariusz	POL	95	5	6	106
7	11	NIKOLOV Vladimir	BUL	89	4	5	98
8	9	MILLAR Ryan	USA	66	26	5	97
9	4	LEE David	USA	53	33	4	90
10	9	NASCIMENTO Andre	BRA	75	8	6	89
11	8	CISOLLA Alberto	ITA	75	7	5	87
12	2	WINIARSKI Michal	POL	67	13	4	84
12	15	VOLKOV Alexander	RUS	49	29	6	84
14	10	SALMON Riley	USA	71	8	4	83
15	13	ENDRES Gustavo	BRA	43	29	9	81
16	7	GODOY FILHO Gilberto	BRA	64	11	5	80
17	18	AMARAL Dante	BRA	59	12	3	74
17	3	GAVOTTO Mauro	ITA	60	12	2	74
19	3	KOSAREV Alexander	RUS	54	8	6	68
20	4	HELLER Andre	BRA	42	18	4	64
21	8	TETYUKHIN Sergey	RUS	57	3	3	63
22	18	KULESHOV Alexey	RUS	40	21	1	62
23	9	MARTINO Matteo	ITA	53	5	3	61
23	13	SWIDERSKI Sebastian	POL	56	5	-	61
25	8	ENDRES Murilo	BRA	50	9	1	60
26	10	BEREZHKO Yury	RUS	47	6	6	59
27	11	ZLATANOV Hristo	ITA	46	7	4	57
27	15	BIRARELLI Emanuele	ITA	44	12	1	57
29	14	FEI Alessandro	ITA	51	3	2	56
30	12	SHEN Qiong	CHN	47	8	-	55
31	10	NIKIC Milos	SRB	47	3	3	53
32	4	YUAN Zhi	CHN	50	-	2	52
33	18	PODRASCANIN Marko	SRB	37	12	1	50
34	11	KADZIEWICZ Lukasz	POL	37	10	2	49
35	2	POLTAVSKIY Semen	RUS	41	4	3	48
36	18	FANG Yingchao	CHN	44	1	2	47
36	16	BOVOLENTA Vigor	ITA	39	5	3	47
38	8	CUI Jianjun	CHN	38	2	6	46
39	1	BIAN Hongmin	CHN	34	11	-	45
40	1	IVANOV Evgeni	BUL	27	13	1	41
41	1	MASTRANGELO Luigi	ITA	26	10	3	39
41	2	BOJOVIC Dejan	SRB	32	4	3	39
43	11	YU Dawei	CHN	29	8	-	37
44	4	PLINSKI Daniel	POL	24	10	1	35
45	3	ZHEKOV Andrey	BUL	8	17	5	30
46	6	SHI Hairong	CHN	23	2	3	28
47	4	YORDANOV Boyan	BUL	20	2	4	26
48	2	TSVETANOV Hristo	BUL	17	7	-	24
48	1	KOVACEVIC Nikola	SRB	20	4	-	24
48	1	BALL Lloy	USA	11	11	2	24
Tournament Totals				3661	714	277	4652



PLAYERS RANKING BY SKILLS As of 24 AUG 2008

球员技术排名 / CLASSEMENT DES JOUEURS PAR COMPÉTENCE


P5
BEST SPIKERS

Scoring Spikers	Rk	No	Name	NOC	Spikes	Faults	Shots	Total Attempts	Eff %
	1	13	SWIDERSKI Sebastian	POL	56	19	23	98	37.76
	2	6	KAZIYSKI Matey	BUL	87	27	59	173	34.68
	3	11	NIKOLOV Vladimir	BUL	89	28	62	179	34.08
	4	17	MIKHAYLOV Maxim	RUS	105	30	86	221	33.94
	5	13	STANLEY Clayton	USA	116	38	83	237	32.91
	6	8	CISOLLA Alberto	ITA	75	20	73	168	32.74
	7	8	ENDRES Murilo	BRA	50	13	51	114	32.46
	8	10	WLAZLY Mariusz	POL	95	27	92	214	31.78
	9	2	WINIARSKI Michal	POL	67	23	54	144	30.56
	10	8	PRIDDY William	USA	93	31	82	206	30.10
Limit 15.00 %	Team Totals				3661	1251	2836	7748	31.10

BEST BLOCKERS

Scoring Blockers	Rk	No	Name	NOC	Kill Blocks	Faults	Rebounds	Total Attempts	Avg by Set
	1	13	ENDRES Gustavo	BRA	29	25	42	96	1.04
	2	4	LEE David	USA	33	26	33	92	1.00
	3	15	VOLKOV Alexander	RUS	29	38	41	108	0.88
	4	9	MILLAR Ryan	USA	26	41	50	117	0.79
	5	3	ZHEKOV Andrey	BUL	17	21	19	57	0.74
	6	4	HELLER Andre	BRA	18	19	38	75	0.64
	7	18	KULESHOV Alexey	RUS	21	28	47	96	0.64
	8	1	IVANOV Evgeni	BUL	13	27	38	78	0.57
	8	2	WINIARSKI Michal	POL	13	14	22	49	0.57
	10	18	PODRASCANIN Marko	SRB	12	32	42	86	0.50
	Team Totals				714	1362	1680	3756	4.89


BEST SERVERS

Scoring Servers	Rk	No	Name	NOC	Aces	Faults	Serve Hits	Total Attempts	Avg by Set
	1	13	STANLEY Clayton	USA	15	27	82	124	0.45
	2	6	KAZIYSKI Matey	BUL	8	17	75	100	0.35
	3	13	ENDRES Gustavo	BRA	9	20	77	106	0.32
	4	14	MILJKOVIC Ivan	SRB	7	15	77	99	0.29
	5	8	PRIDDY William	USA	9	24	90	123	0.27
	6	10	WLAZLY Mariusz	POL	6	23	58	87	0.26
	7	13	OSTAPENKO Alexey	RUS	8	9	17	34	0.24
	8	8	CUI Jianjun	CHN	6	14	34	54	0.24
	9	3	ZHEKOV Andrey	BUL	5	21	62	88	0.22
	9	11	NIKOLOV Vladimir	BUL	5	18	58	81	0.22
	Team Totals				277	1061	5198	6536	1.90



PLAYERS RANKING BY SKILLS As of 24 AUG 2008

球员技术排名 / CLASSEMENT DES JOUEURS PAR COMPÉTENCE


P5
BEST DIGGERS

Non-scoring Diggers	Rk	No	Name	NOC	Digs	Faults	Receptions	Total Attempts	Avg by Set
	1	16	VERBOV Alexey	RUS	115	48	19	182	3.48
	2	16	IGNACZAK Krzysztof	POL	71	36	20	127	3.09
	3	13	SALPAROV Teodor	BUL	60	22	9	91	2.61
	4	10	SANTOS Sergio	BRA	73	45	13	131	2.61
	5	16	REN Qi	CHN	65	30	16	111	2.60
	6	8	SAMARDZIC Marko	SRB	47	42	24	113	1.96
	7	5	LAMBOURNE Richard	USA	64	34	19	117	1.94
	8	10	NIKIC Milos	SRB	44	18	11	73	1.83
	9	8	PRIDDY William	USA	59	30	15	104	1.79
	10	3	ZHEKOV Andrey	BUL	39	22	6	67	1.70
Team Totals					2540	1693	797	5030	17.40

BEST SETTERS

Non-scoring Setters	Rk	No	Name	NOC	Running Sets	Faults	Still Sets	Total Attempts	Avg by Set
	1	5	ZAGUMNY Pawel	POL	227	5	283	515	9.87
	2	2	ELGARTEN Marcelo	BRA	246	2	327	575	8.79
	3	3	ZHEKOV Andrey	BUL	197	1	316	514	8.57
	4	9	JIAO Shuai	CHN	178	3	318	499	7.12
	5	6	GRANKIN Sergey	RUS	232	2	408	642	7.03
	6	5	VERMIGLIO Valerio	ITA	213	6	327	546	6.87
	7	1	BALL Lloy	USA	208	1	369	578	6.30
	8	9	GRBIC Nikola	SRB	135	4	320	459	5.63
	9	6	MEONI Marco	ITA	55	-	121	176	1.77
	10	5	PETKOVIC Vlado	SRB	31	-	51	82	1.29
Team Totals					2343	64	5084	7491	16.05

BEST RECEIVERS


Non-scoring Receivers	Rk	No	Name	NOC	Excellents	Faults	Serve Receptions	Total Attempts	Succ %	
	1	2	WINIARSKI Michal	POL	121	2	35	158	76.58	
	2	16	VERBOV Alexey	RUS	126	6	39	171	73.68	
	3	16	IGNACZAK Krzysztof	POL	109	6	34	149	73.15	
	4	8	TETYUKHIN Sergey	RUS	121	5	43	169	71.60	
	5	9	MARTINO Matteo	ITA	148	2	63	213	69.48	
	6	10	SANTOS Sergio	BRA	112	3	47	162	69.14	
	7	8	SAMARDZIC Marko	SRB	80	7	35	122	65.57	
	8	10	NIKIC Milos	SRB	102	3	51	156	65.38	
	9	5	LAMBOURNE Richard	USA	147	10	73	230	63.91	
	10	8	PRIDDY William	USA	96	1	60	157	61.15	
Limit 25.00 %	Team Totals					3306	243	1856	5405	61.17



PLAYERS RANKING BY SKILLS As of 24 AUG 2008
球员技术排名 / CLASSEMENT DES JOUEURS PAR COMPÉTENCE

P5

BEST LIBEROS

Non-scoring Liberos	Rk	No	Name	NOC	Excellents	Faults	In Play	Total Attempts	Succ %
	1	12	CORSANO Mirko	ITA	125	22	33	180	69.44
	2	16	VERBOV Alexey	RUS	241	54	58	353	68.27
	3	16	IGNACZAK Krzysztof	POL	180	42	54	276	65.22
	4	10	SANTOS Sergio	BRA	185	48	60	293	63.14
	5	13	SALPAROV Teodor	BUL	127	26	50	203	62.56
	6	5	LAMBOURNE Richard	USA	211	44	92	347	60.81
	7	16	REN Qi	CHN	146	35	73	254	57.48
	8	8	SAMARDZIC Marko	SRB	127	49	59	235	54.04
	9	7	PAPARONI Alessandro	ITA	50	21	31	102	49.02

Note:

Only players whose teams advanced to the quarterfinals are ranked.

Best scorers - 50 players are listed, except where ties would extend the list beyond 50 in which case the tied players are not listed.

Skills - 10 players are listed per skill, except where ties would extend the list beyond 10 in which case the tied players are not listed.


Legend:


Avg Average **Eff%** Efficiency **Rk** Rank **Succ %** Success %




TEAMS RANKING BY SKILLS As of 24 AUG 2008
球队技术排名 / CLASSEMENT DES ÉQUIPES PAR COMPÉTENCE

P6

Scoring Spikers	Rk	Team	Spikes	Faults	Shots	Total Attempts	Eff %
	1	USA - United States	424	125	304	853	35.05
	2	POL - Poland	315	91	237	643	34.84
	3	ITA - Italy	409	121	317	847	34.00
	4	RUS - Russian Federation	414	129	306	849	33.57
	5	BRA - Brazil	346	110	282	738	31.98
	6	BUL - Bulgaria	293	97	241	631	31.06
	7	SRB - Serbia	307	105	250	662	30.51
	8	CHN - China	284	114	251	649	26.19
Tournament Totals			3661	1251	2836	7748	31.10


Scoring Blockers	Rk	Team	Kill Blocks	Faults	Rebounds	Total Attempts	Avg by Set
	1	BRA - Brazil	90	117	170	377	3.21
	2	USA - United States	104	161	212	477	3.15
	3	RUS - Russian Federation	98	156	202	456	2.97
	4	BUL - Bulgaria	68	112	130	310	2.96
	5	POL - Poland	60	98	141	299	2.61
	6	ITA - Italy	72	169	193	434	2.32
	7	SRB - Serbia	52	108	143	303	2.17
	8	CHN - China	40	117	118	275	1.60
Tournament Totals			714	1362	1680	3756	4.89


Scoring Servers	Rk	Team	Aces	Faults	Serve Hits	Total Attempts	Avg by Set
	1	RUS - Russian Federation	45	128	594	767	1.36
	2	USA - United States	40	103	620	763	1.21
	3	BRA - Brazil	33	110	537	680	1.18
	4	BUL - Bulgaria	24	91	415	530	1.04
	5	POL - Poland	20	79	441	540	0.87
	6	ITA - Italy	24	99	575	698	0.77
	7	SRB - Serbia	17	84	443	544	0.71
	8	CHN - China	13	73	409	495	0.52
Tournament Totals			277	1061	5198	6536	1.90




TEAMS RANKING BY SKILLS As of 24 AUG 2008
球队技术排名 / CLASSEMENT DES ÉQUIPES PAR COMPÉTENCE

P6

Non-scoring Diggers	Rk	Team	Digs	Faults	Receptions	Total Attempts	Avg by Set
	1	BRA - Brazil	274	175	70	519	9.79
	2	SRB - Serbia	228	148	83	459	9.50
	3	POL - Poland	215	135	69	419	9.35
	4	ITA - Italy	279	170	81	530	9.00
	5	RUS - Russian Federation	294	157	87	538	8.91
	6	BUL - Bulgaria	202	130	50	382	8.78
	7	USA - United States	286	191	95	572	8.67
	8	CHN - China	205	141	65	411	8.20
Tournament Totals			2540	1693	797	5030	17.40

Non-scoring Setters	Rk	Team	Running Sets	Faults	Still Sets	Total Attempts	Avg by Set
	1	POL - Poland	229	6	389	624	9.96
	2	BRA - Brazil	263	4	466	733	9.39
	3	BUL - Bulgaria	200	4	395	599	8.70
	4	ITA - Italy	268	6	549	823	8.65
	5	RUS - Russian Federation	263	4	542	809	7.97
	6	CHN - China	190	8	427	625	7.60
	7	USA - United States	247	2	556	805	7.48
	8	SRB - Serbia	169	5	466	640	7.04
Tournament Totals			2343	64	5084	7491	16.05

Non-scoring Receivers	Rk	Name	Excellents	Faults	Serve Receptions	Total Attempts	Succ %
	1	POL - Poland	321	13	98	432	74.31
	2	RUS - Russian Federation	386	36	159	581	66.44
	3	ITA - Italy	375	13	189	577	64.99
	4	BRA - Brazil	306	10	156	472	64.83
	5	USA - United States	344	17	195	556	61.87
	6	SRB - Serbia	271	20	155	446	60.76
	7	BUL - Bulgaria	271	19	161	451	60.09
	8	CHN - China	279	25	172	476	58.61
Tournament Totals			3306	243	1856	5405	61.17

Note:
Only teams advancing to the quarterfinals are ranked.

Legend:
Avg Average Eff% Efficiency Rk Rank Succ % Success %



As of 10 AUG 2008

FIVB Officials

President	Ruben ACOSTA H.	MEX - Mexico
Secretary General	Jizhong WEI	CHN - China
Technical Delegate	Piero REBAUDENGO	ITA - Italy
Refereeing Delegate	Gavriel KRAUS	ISR - Israel

FIVB Control Committee

Appeal Subcommittee	Stanislav SHEVSHENKO Fancesco FRANCHI Abdelhadi GHZALI Rafael LLORREDA CURREA	RUS - Russia ITA - Italy MAR - Morocco COL - Columbia
Venue Operations Subcommittee	Piero REBAUDENGO Alexander BORICIC Katsumi WAKAO Shanrit WONGPRASERT	ITA - Italy SRB - Serbia JPN - Japan THA - Thailand
Refereeing Subcommittee	Gavriel KRAUS Ahmed HASSAN MOHAMED Juan Angel PEREIRA Takashi SHIMOYAMA Sandy STEEL Sergey TITOV	ISR - Israel EGY - Egypt ARG - Argentina JPN - Japan GBR - Great Britain RUS - Russia
Press Subcommittee	Fabrizio ROSSINI Andrea ZORZI Mauro DE SANCTIS Fiorenzo GALBIATI Alberto RIGAMONTI	ITA - Italy (Press) ITA - Italy (Press) ITA - Italy (Photographer) ITA - Italy (Photographer) ITA - Italy
VIS Subcommittee	Vicente ARAUJO Jivko JETCHEV	POR - Portuguese BUL - Bulgaria

REFEREES

Referee 1	Ibahim M. AL NAAMA	OAT - Qatar
Referee 2	Mitch DAVIDSON	CAN - Canada
Referee 3	Laert Francisco DE SOUZA	BRA - Brazil
Referee 4	Patrick DEREGNACOURT	FRA - France
Referee 5	Bela HOBOR	HUN - Hungary
Referee 6	Liu JIANG	CHN - China
Referee 7	Janpen JIRAKAKUL	THA - Thailand
Referee 8	Dejan JOVANOVIC	SRB - Serbia
Referee 9	Kun-Tae KIM	KOR - Korea
Referee 10	Frank LEUTHAUSER	GER - Germany
Referee 11	Frans LODERUS	NED - Netherlands
Referee 12	Massimo MENGHINI	ITA - Italy
Referee 13	Victor RODRIGUEZ	PUR - Puerto Rico
Referee 14	Osamu SAKAIDE	JPN - Japan
Referee 15	Humberto SALAS	MEX - Mexico
Referee 16	Patricia SALVATORE	USA - United States
Referee 17	Mohammad SHAHMIRI	IRI - Iran
Referee 18	Umit SOKULLU	TUR - Turkey
Referee 19	Konstantin TUFEKCHIEV	BUL - Bulgaria
Referee 20	Ning WANG	CHN - China
Referee 21	Karin ZAHORCOVA	CZE - Czech
Referee 22	Andrei ZENOVICH	RUS - Russia



Beijing 2008



Water Polo

10-24 August

OFFICIAL RESULTS BOOK





MEDALLISTS

获奖名单 / MÉDAILLÉS

GOLD	SILVER	BRONZE
------	--------	--------

NED - Netherlands

- 1 van der MEIJDEN Ilse
- 2 SMIT Yasemin (C)
- 3 ABOUT Mieke
- 4 HAKHVERDIAN Biurakn
- 5 van den HAM Marieke
- 6 de BRUIJN Danielle
- 7 van BELKUM Iefke
- 8 KLEIN Noeki
- 9 van den BERG Gillian
- 10 SIJBRING Alette
- 11 GUICHELAAR Rianne
- 12 KOOT Simone
- 13 de NOOY Meike

USA - United States

- 1 ARMSTRONG Elizabeth
- 2 PETRI Heather
- 3 HAYES Brittany
- 4 VILLA Brenda (C)
- 5 WENGER Lauren
- 6 GOLDA Natalie
- 7 CARDENAS Patty
- 8 STEFFENS Jessica
- 9 WINDES Elsie
- 10 GREGORKA Alison
- 11 van NORMAN Moriah
- 12 CRAIG Kami
- 13 HIPP Jaime

AUS - Australia

- 1 KNOX Emma
- 2 BEADSWORTH Gemma
- 3 CUFFE Nikita
- 4 RIPPON Rebecca
- 5 FRASER Suzie
- 6 KNOX Bronwen
- 7 GOFERS Taniele
- 8 GYNTHNER Kate
- 9 SANTOROMITO Jenna
- 10 SANTOROMITO Mia
- 11 RIPPON Melissa (C)
- 12 HETZEL Amy
- 13 McCORMACK Alicia

Legend:
(C) Captain



TOURNAMENT SUMMARY As of 21 AUG 2008

赛事成绩一览表 / RÉSUMÉ DU TOURNOI

Preliminary Round

Group A					Matches					Goals			Class. Points
Rank		USA	ITA	CHN	RUS	Played	Won	Lost	Ties	For	Against	Diff.	
1	USA		9 - 9	12 - 11	12 - 7	3	2	0	1	33	27	+6	5
2	ITA	9 - 9		10 - 9	9 - 8	3	2	0	1	28	26	+2	5
3	CHN	11 - 12	9 - 10		13 - 11	3	1	2	0	33	33	0	2
4	RUS	7 - 12	8 - 9	11 - 13		3	0	3	0	26	34	-8	0

Group B					Matches					Goals			Class. Points
Rank		HUN	AUS	NED	GRE	Played	Won	Lost	Ties	For	Against	Diff.	
1	HUN		7 - 7	11 - 9	10 - 4	3	2	0	1	28	20	+8	5
2	AUS	7 - 7		10 - 9	8 - 6	3	2	0	1	25	22	+3	5
3	NED	9 - 11	9 - 10		9 - 6	3	1	2	0	27	27	0	2
4	GRE	4 - 10	6 - 8	6 - 9		3	0	3	0	16	27	-11	0

Final Rounds

Date	Start Time	Phase	Match No.	Team	Result
SUN 17 AUG	13:00	Final Round (Classification 7th-8th Place)	13	RUS - GRE	12 - 6
	14:20	Quarterfinal Round	14	CHN - AUS	11 - 12
	15:40	Quarterfinal Round	15	ITA - NED	11 - 13
TUE 19 AUG	13:00	Final Round (Classification 5th-6th Place)	16	CHN - ITA	10 - 7
	14:20	Semifinal Round	17	USA - AUS	9 - 8
	15:40	Semifinal Round	18	HUN - NED	7 - 8
THU 21 AUG	17:00	Final Round (Bronze Medal Match)	19	AUS - HUN	12 - 11
	18:20	Final Round (Gold Medal Match)	20	USA - NED	8 - 9

Final Standings

Gold	1 NED - Netherlands
Silver	2 USA - United States
Bronze	3 AUS - Australia
	4 HUN - Hungary
	5 CHN - China
	6 ITA - Italy
	7 RUS - Russian Fed.
	8 GRE - Greece

Legend:

DSQ Disqualified Lnn Loser of match nn Wnn Winner of match nn

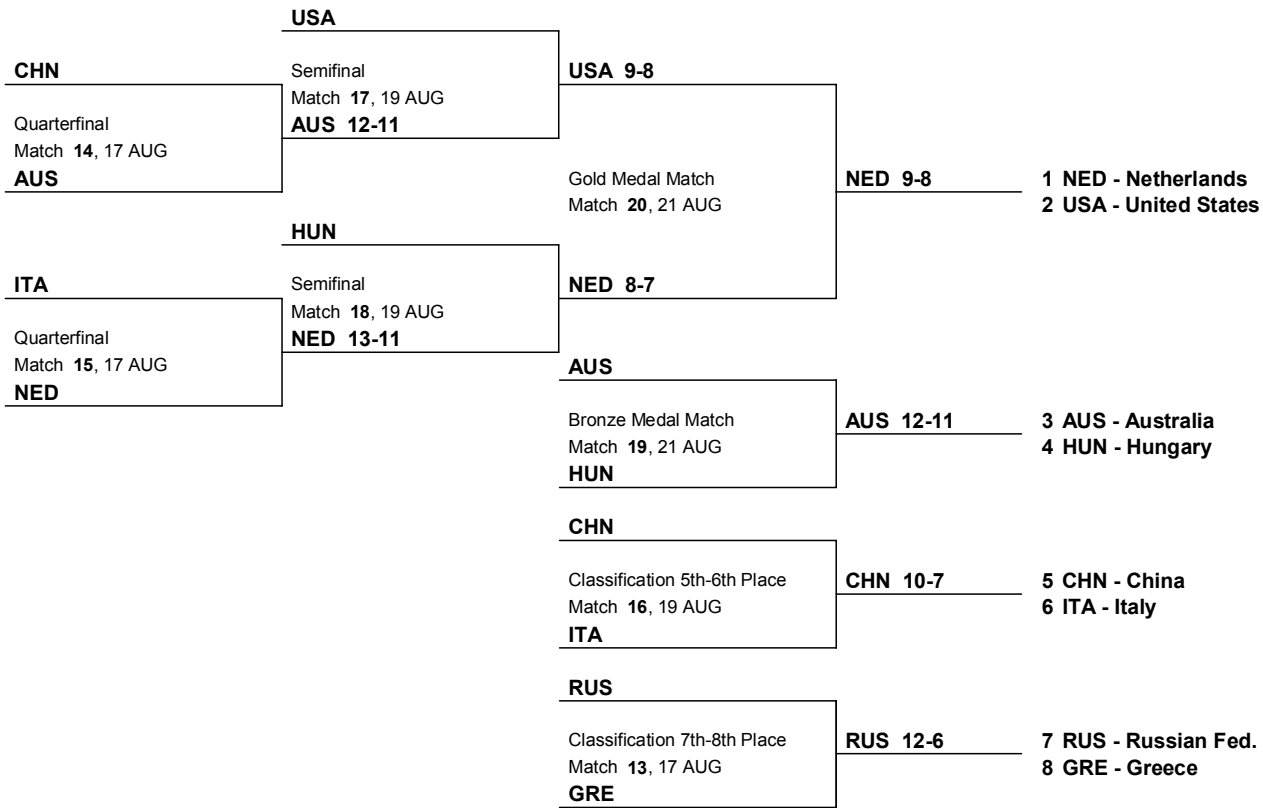


TOURNAMENT SUMMARY As of 21 AUG 2008
赛事成绩一览表 / RÉSUMÉ DU TOURNOI

Quarterfinal Round

Semifinal Round

Final Round





RESULTS

比赛成绩 / RÉSULTATS

RUS 8 - 9 ITA
(3 : 3, 2 : 1, 2 : 3, 1 : 2)

Water Temperature: 26°C / 79°F

Referees: TURCOTTE Gaetan (CAN)
ARGYROS Nikolaos (GRE)

TWPC Delegates: EL ALLAM Farid
BESTIT Luis

RUS - Russian Fed. (White)

Cap No.	Name	Estimated Time Played	Goals/Shots							AS	TF	ST	BL	SP	Personal Fouls				
			Total	%	A	C	X	5m	PS						CA	20C	20F	P	EX
*1	VORONTSOVA Valentina	32:00	0/1	0.0%					0/1			3							
*2	SHEPELINA Natalia	22:57	1/4	25.0%	1/3				0/1	1	2					1			
3	PROKOFYEVA Ekaterina	17:52	1/2	50.0%		1/1			0/1	1			1/1		1				
*4	KONUKH Sofya	32:00	1/4	25.0%	0/1			1/2	0/1	3	3	1							
5	VYLEGZHANINA Alena	14:54	1/3	33.3%				1/1	0/2	2						1			
6	GLYZINA Nadezda	7:43	1/1	100.0%				1/1		1									
*7	PANTYULINA Ekaterina	29:35	0/4	0.0%				0/2	0/2					3/3					
*8	SOBOLEVA Evgenia	10:28	0/2	0.0%	0/1				0/1			1				3			S
9	KARPOVICH Oleksandra	2:19																	
*10	BELYAEVA Olga	18:11	1/2	50.0%	0/1			1/1		6	2								
*11	SMUROVA Elena	27:07	2/10	20.0%	0/2			1/1	1/7			1							
12	TUROVA Olga	8:54								3									
13	PROTSENKO Evgeniya																		
Totals			8/33	24.2%	1/8	1/1	5/8	1/16		2	16	11	2	4/4		4	2		1

Cap No.	Goalkeepers	Saves/Shots							
		Total	%	A	C	X	5m	PS	CA
*1	VORONTSOVA Valentina	5/14	35.7%	1/2	0/1	2/4	2/7		
13	PROTSENKO Evgeniya								
Totals		5/14	35.7%	1/2	0/1	2/4	2/7		

Time Out	2
Exclusions With Substitution	1
Exclusions W/Subst after 4 min.	

ITA - Italy (Blue)

Cap No.	Name	Estimated Time Played	Goals/Shots							AS	TF	ST	BL	SP	Personal Fouls					
			Total	%	A	C	X	5m	PS						CA	20C	20F	P	EX	
*1	GIGLI Elena	32:00																		
*2	MICELI Martina	30:27	2/5	40.0%				0/1	2/4	1	1	1								
3	CASANOVA Elisa	21:44	1/3	33.3%		1/2		0/1		4						1				
4	BOSURGI Silvia	13:08	1/1	100.0%				1/1								2				
*5	VALKAI Erzsebet	12:11	1/2	50.0%	0/1			1/1		2	2									
*6	ZANCHI Manuela	22:21	1/2	50.0%				1/2		2	1	1	0/2		1	1				
*7	di MARIO Tania	32:00	2/5	40.0%	1/2			1/2	0/1	1			0/2		1					
*8	RAGUSA Cinzia	17:38	0/2	0.0%				0/2		3	2	2								
9	PAVAN Francesca	3:51	1/1	100.0%				1/1												
10	ROCCO Federica	14:48	0/2	0.0%	0/1			0/1								2				
*11	MUSUMECI Maddalena	18:39								1										
12	FRASSINETTI Teresa	5:13	0/1	0.0%		0/1				2										
13	BRANCATI Chiara																			
Totals			9/24	37.5%	1/4	1/3	2/5	5/12		18	6	4	0/4		3	5				

Cap No.	Goalkeepers	Saves/Shots							
		Total	%	A	C	X	5m	PS	CA
*1	GIGLI Elena	10/18	55.6%	4/5	0/1	0/5	6/7		
13	BRANCATI Chiara								
Totals		10/18	55.6%	4/5	0/1	0/5	6/7		

Time Out	1
Exclusions With Substitution	
Exclusions W/Subst after 4 min.	



YINGDONG NATATORIUM
英东游泳馆
PISCINE DE YINGDONG

MON 星期一 LUN
11 AUG 2008
14:20

WATER POLO
水球 / WATER-POLO

WOMEN
女子项目 / FEMMES

PRELIMINARY ROUND - GROUP A - MATCH 2
预赛A组 - 第2场 / TOUR PRÉLIMINAIRE - GROUPE A - MATCH 2



RESULTS

比赛成绩 / RÉSULTATS

RUS 8 - 9 ITA
(3 : 3, 2 : 1, 2 : 3, 1 : 2)

Water Temperature: 26°C / 79°F

Referees: TURCOTTE Gaetan (CAN)
ARGYROS Nikolaos (GRE)

TWPC Delegates: EL ALLAM Farid
BESTIT Luis

Period	RUS - Russian Fed.													ITA - Italy														
	Possession		EX	Goals (G) / Misses (M)										CT	Possession		EX	Goals (G) / Misses (M)										CT
	#	Time		X		A		FT		5m		PS			#	Time		X		A		FT		5m		PS		
				G	M	G	M	G	M	G	M	G	M					G	M	G	M	G	M	G	M	G	M	
Quarter 1	13	4:23		1	1	1	2			1	5			1	11	3:37		0	2	1		1		1	2			
Quarter 2	13	4:17		2							5				11	3:43		0	1		2			1	1			
Quarter 3	12	4:21		1	2	1	1				3				11	3:39				1				2	2			
Quarter 4	11	3:58	1	1			4				2			1	9	4:02		2			3				2			
Total	49	16:59	1	5	3	2	7				1	15		2	42	15:01		2	3	2	5	1		4	7			

Match RUS - ITA														
Possession		EX	Goals (G) / Misses (M)										CT	
#	Time		X		A		FT		5m		PS			
			G	M	G	M	G	M	G	M	G	M		
91	32:00	1	7	6	4	12	1		5	22				2

Legend:			
#	Number of possessions	*	Starting line-up
20F	20 seconds exclusion in the field		
BL	Blocked shot	C	Centre shot
EX	Exclusion (S - with substitution, N - with substitution after 4 min.)		
M	Misses	P	Penalty
TF	Turnover foul	TWPC	Technical Water Polo Committee
20C	20 seconds exclusion in the centre forward position		
5m	5 metre shot	A	Action shot
CA	Counter attack	CT	Corner throw
		FT	Free throw
		SP	Sprint (won/sprints)
		X	Extra player shot
AS	Assist	G	Goals
		ST	Steals



YINGDONG NATATORIUM
英东游泳馆
PISCINE DE YINGDONG

MON 星期一 LUN
11 AUG 2008
17:00

WATER POLO
水球 / WATER-POLO

WOMEN
女子项目 / FEMMES

PRELIMINARY ROUND - GROUP A - MATCH 4
预赛A组 - 第4场 / TOUR PRÉLIMINAIRE - GROUPE A - MATCH 4



RESULTS

比赛成绩 / RÉSULTATS

USA 12 - 11 CHN
(3 : 3, 5 : 4, 2 : 2, 2 : 2)

Water Temperature: 26°C / 79°F

Referees: KISZELLY Gabor (HUN)
TULGA Ahmet Erhan (TUR)

TWPC Delegates: TAN Eng Bock
DIATHESOPOULOS Dimitrios

USA - United States (White)

Cap No.	Name	Estimated Time Played	Goals/Shots							AS	TF	ST	BL	SP	Personal Fouls			
			Total	%	A	C	X	5m	PS						CA	20C	20F	P
*1	ARMSTRONG Elizabeth	32:00										1						
*2	PETRI Heather	20:58									2		1	0/1		1		1
3	HAYES Brittany	16:55	2/2	100.0%	1/1				1/1		1							1
*4	VILLA Brenda	32:00	1/4	25.0%	1/2				0/2		1		2	2				
*5	WENGER Lauren	28:29	1/2	50.0%				1/1	0/1			3	2	1	1/1			1
*6	GOLDA Natalie	25:58	4/5	80.0%	1/1			1/1	2/3			1						1
7	CARDENAS Patty	5:08											1	0/1				
8	STEFFENS Jessica	13:47											1	0/1				2
*9	WINDES Elsie	8:27									1							1 1
10	GREGORKA Alison	8:38									1							1 1
*11	van NORMAN Moriah	13:51	1/2	50.0%	0/1			1/1				5	1					
12	CRAIG Kami	17:49	3/5	60.0%	2/4			1/1				4						
13	HIPP Jaime																	
Totals			12/20	60.0%	5/9			4/4	3/7		1	18	6	6	1/4			6 3 2
Cap No.	Goalkeepers	Estimated Time Played	Saves/Shots							AS	TF	ST	BL	SP	Personal Fouls			
			Total	%	A	C	X	5m	PS						CA	20C	20F	P
*1	ARMSTRONG Elizabeth		7/18	38.9%	2/6	1/1	0/1	3/8	1/2									
13	HIPP Jaime																	
Totals			7/18	38.9%	2/6	1/1	0/1	3/8	1/2									

Time Out	1
Exclusions With Substitution	
Exclusions W/Subst after 4 min.	

CHN - China (Blue)

Cap No.	Name	Estimated Time Played	Goals/Shots							AS	TF	ST	BL	SP	Personal Fouls			
			Total	%	A	C	X	5m	PS						CA	20C	20F	P
*1	YANG Jun	28:47										1						
*2	TENG Fei	30:41	2/4	50.0%				2/3	0/1		1	3						1
*3	LIU Ping	20:21	1/2	50.0%	1/1			0/1				3						2
*4	SUN Yujun	32:00	2/7	28.6%	2/4			0/3										1
5	HE Jin	16:06									2	1						
*6	SUN Yating	15:29	0/1	0.0%	0/1						4							
7	WANG Ying	0:25																1
8	GAO Ao	16:22	3/7	42.9%			1/2	1/4	1/1				1					
*9	WANG Yi	13:26									1			3/3				
*10	MA Huanhuan	23:54	1/6	16.7%	1/3			0/3										1
11	SUN Huizi	14:29	2/4	50.0%		0/1		2/3						0/1				1
12	QIAO Leiyang	8:47										1						
13	TAN Ying	3:13																
Totals			11/31	35.5%	4/8	0/2	1/2	5/17	1/2		8	10		3/4				5 2
Cap No.	Goalkeepers	Estimated Time Played	Saves/Shots							AS	TF	ST	BL	SP	Personal Fouls			
			Total	%	A	C	X	5m	PS						CA	20C	20F	P
*1	YANG Jun		1/11	9.1%	1/5		0/4	0/2										
13	TAN Ying		0/2	0.0%	0/1		0/1											
Totals			1/13	7.7%	1/6		0/4	0/3										

Time Out	2
Exclusions With Substitution	
Exclusions W/Subst after 4 min.	



YINGDONG NATATORIUM
英东游泳馆
PISCINE DE YINGDONG

WED 星期三 MER
13 AUG 2008
15:40

WATER POLO
水球 / WATER-POLO

WOMEN
女子项目 / FEMMES

PRELIMINARY ROUND - GROUP A - MATCH 7
预赛A组 - 第7场 / TOUR PRÉLIMINAIRE - GROUPE A - MATCH 7



RESULTS

比赛成绩 / RÉSULTATS

USA 9 - 9 ITA
(0 : 2, 4 : 2, 2 : 2, 3 : 3)

Water Temperature: 26°C / 79°F

Referees: BALFANBAYEV Alan (KAZ)
KISZELLY Gabor (HUN)

TWPC Delegates: BESTIT Luis
DIATHESOPOULOS Dimitrios

USA - United States (White)

Cap No.	Name	Estimated Time Played	Goals/Shots							AS	TF	ST	BL	SP	Personal Fouls					
			Total	%	A	C	X	5m	PS						CA	20C	20F	P	EX	
*1	ARMSTRONG Elizabeth	32:00										3								
*2	PETRI Heather	21:42	1/3	33.3%	1/1	0/1			0/1			2		4/4				1		
3	HAYES Brittany	10:18	2/3	66.7%	1/2			1/1		1										
*4	VILLA Brenda	30:39	2/7	28.6%	1/3	1/1		0/1	0/2		1	2	1	1						
*5	WENGER Lauren	25:41	0/3	0.0%					0/3		1	2	3	1				1		
*6	GOLDA Natalie	21:33	0/1	0.0%					0/1				1							
7	CARDENAS Patty	7:33	1/2	50.0%	0/1			1/1			1									
8	STEFFENS Jessica	10:34	1/2	50.0%	1/2						1							1		
*9	WINDES Elsie	17:15	0/7	0.0%	0/4				0/3									1		
10	GREGORKA Alison	15:56	1/3	33.3%	1/3					1								2		
*11	van NORMAN Moriah	14:32										3								
12	CRAIG Kami	16:17	1/1	100.0%		1/1														
13	HIPP Jaime																			
Totals			9/32	28.1%	5/16	2/3	2/3	0/10		4	12	8	2	4/4	4	2				
Cap No.	Goalkeepers	Estimated Time Played	Saves/Shots							AS	TF	ST	BL	SP	Personal Fouls					
			Total	%	A	C	X	5m	PS						CA	20C	20F	P	EX	
*1	ARMSTRONG Elizabeth		10/19	52.6%	2/5	2/4	1/3	5/7												2
13	HIPP Jaime																			
Totals			10/19	52.6%	2/5	2/4	1/3	5/7												

ITA - Italy (Blue)

Cap No.	Name	Estimated Time Played	Goals/Shots							AS	TF	ST	BL	SP	Personal Fouls					
			Total	%	A	C	X	5m	PS						CA	20C	20F	P	EX	
*1	GIGLI Elena	32:00											1							
*2	MICELI Martina	30:59	2/6	33.3%	1/2			1/1	0/3	1	1	1								
*3	CASANOVA Elisa	17:43	1/5	20.0%		0/4		1/1			3	1								
4	BOSURGI Silvia	16:05	1/5	20.0%	1/3			0/1	0/1									1		
5	VALKAI Erzsebet	10:55	1/1	100.0%		1/1														
*6	ZANCHI Manuela	32:00	1/4	25.0%	1/2				0/2		2	1		0/2						
*7	di MARIO Tania	30:01	2/7	28.6%	0/2				2/5	3	2			0/2						
*8	RAGUSA Cinzia	23:48	1/2	50.0%	0/1	1/1							2	2				2		
9	PAVAN Francesca																			
10	ROCCO Federica	7:40																	1	
*11	MUSUMECI Maddalena	14:29									1									
12	FRASSINETTI Teresa	8:20									2	1								
13	BRANCATI Chiara																			
Totals			9/30	30.0%	3/10	2/6	2/3	2/11		4	11	7	2	0/4	3	1				
Cap No.	Goalkeepers	Estimated Time Played	Saves/Shots							AS	TF	ST	BL	SP	Personal Fouls					
			Total	%	A	C	X	5m	PS						CA	20C	20F	P	EX	
*1	GIGLI Elena		10/19	52.6%	4/9	1/3	1/3	4/4												2
13	BRANCATI Chiara																			
Totals			10/19	52.6%	4/9	1/3	1/3	4/4												



YINGDONG NATATORIUM
英东游泳馆
PISCINE DE YINGDONG

WED 星期三 MER
13 AUG 2008
17:00

WATER POLO
水球 / WATER-POLO

WOMEN
女子项目 / FEMMES

PRELIMINARY ROUND - GROUP A - MATCH 8
预赛A组 - 第8场 / TOUR PRÉLIMINAIRE - GROUPE A - MATCH 8



RESULTS

比赛成绩 / RÉSULTATS

RUS 11 - 13 CHN
(2 : 3, 5 : 4, 3 : 1, 1 : 5)

Water Temperature: 26°C / 79°F

Referees: TURCOTTE Gaetan (CAN)
BOCK Torsten (GER)

TWPC Delegates: FRADY William Ensign
MARTINEZ Eugenio

RUS - Russian Fed. (White)

Cap No.	Name	Estimated Time Played	Goals/Shots							AS	TF	ST	BL	SP	Personal Fouls				
			Total	%	A	C	X	5m	PS						CA	20C	20F	P	EX
*1	VORONTSOVA Valentina	12:32									1								
*2	SHEPELINA Natalia	22:29	1/5	20.0%	1/2			0/2	0/1		1	1							
*3	PROKOFYEVA Ekaterina	23:20	1/1	100.0%			1/1				1	1	1	0/1					
*4	KONUKH Sofya	26:07	1/3	33.3%			0/2	1/1		1	3		1					2	
5	VYLEGZHANINA Alena	18:23	2/4	50.0%		0/1		1/2	1/1	1		2	1					1	
6	GLYZINA Nadezda	6:19	0/1	0.0%					0/1										
*7	PANTYULINA Ekaterina	27:36	3/4	75.0%	1/2		1/1	1/1			1			0/3				1	
8	SOBOLEVA Evgenia	17:40	0/2	0.0%			0/2				1	1	1					2	
9	KARPOVICH Oleksandra																		
*10	BELYAEVA Olga	21:44	1/2	50.0%	1/2						4								
*11	SMUROVA Elena	19:54	1/6	16.7%			1/1	0/5		1	1	2						1	
12	TUROVA Olga	8:28	1/2	50.0%	1/1		0/1												
13	PROTSENKO Evgeniya	19:28																	
Totals			11/30	36.7%	4/7	0/1	2/3	3/15	2/4		4	13	7	4	0/4	6			1
Cap No.	Goalkeepers	Estimated Time Played	Saves/Shots							AS	TF	ST	BL	SP	Personal Fouls				
			Total	%	A	C	X	5m	PS						CA	20C	20F	P	EX
*1	VORONTSOVA Valentina		3/10	30.0%	0/1	0/2	1/4	2/3											
13	PROTSENKO Evgeniya		7/13	53.8%	3/6	1/1	1/1	2/4	0/1										
Totals			10/23	43.5%	3/7	1/3	2/5	4/7	0/1										

Time Out	2
Exclusions With Substitution	
Exclusions W/Subst after 4 min.	

CHN - China (Blue)

Cap No.	Name	Estimated Time Played	Goals/Shots							AS	TF	ST	BL	SP	Personal Fouls				
			Total	%	A	C	X	5m	PS						CA	20C	20F	P	EX
*1	YANG Jun	32:00																	
*2	TENG Fei	31:23	1/9	11.1%	1/3	0/1	0/2	0/3				2							
3	LIU Ping	20:33	0/1	0.0%			0/1					1						1	
*4	SUN Yujun	32:00	4/7	57.1%	3/5		1/1	0/1		1	3								
5	HE Jin	16:46	1/1	100.0%		1/1						1							
*6	SUN Yating	13:52	1/1	100.0%		1/1					2								
7	WANG Ying																		
8	GAO Ao	23:53	2/5	40.0%	0/1			1/3	1/1		2								
*9	WANG Yi	9:08	1/1	100.0%			1/1			1	1		4/4						
*10	MA Huanhuan	17:01	1/2	50.0%	0/1		1/1										1		
*11	SUN Huizi	24:31	2/3	66.7%				2/3		1		1						1	
12	QIAO Leiyang	2:53															1		
13	TAN Ying																1		
Totals			13/30	43.3%	4/10	2/3	3/5	3/11	1/1		1	14	4	2	4/4	4			2
Cap No.	Goalkeepers	Estimated Time Played	Saves/Shots							AS	TF	ST	BL	SP	Personal Fouls				
			Total	%	A	C	X	5m	PS						CA	20C	20F	P	EX
*1	YANG Jun		7/18	38.9%	2/6	1/1	0/2	2/5	2/4										
13	TAN Ying																		
Totals			7/18	38.9%	2/6	1/1	0/2	2/5	2/4										

Time Out	1
Exclusions With Substitution	
Exclusions W/Subst after 4 min.	



YINGDONG NATATORIUM
英东游泳馆
PISCINE DE YINGDONG

FRI 星期五 VEN
15 AUG 2008
14:20

WATER POLO
水球 / WATER-POLO

WOMEN
女子项目 / FEMMES

PRELIMINARY ROUND - GROUP A - MATCH 10
预赛A组 - 第10场 / TOUR PRÉLIMINAIRE - GROUPE A - MATCH 10



RESULTS

比赛成绩 / RÉSULTATS

RUS 7 - 12 USA
(0 : 5, 3 : 2, 2 : 4, 2 : 1)

Water Temperature: 26°C / 79°F

Referees: MOLINER MOLINS Jaime (ESP)
TULGA Ahmet Erhan (TUR)

TWPC Delegates: TAN Eng Bock
DIATHESOPOULOS Dimitrios

RUS - Russian Fed. (White)

Cap No.	Name	Estimated Time Played	Goals/Shots							AS	TF	ST	BL	SP	Personal Fouls			
			Total	%	A	C	X	5m	PS						CA	20C	20F	P
1	VORONTSOVA Valentina	13:44	0/1	0.0%				0/1				1						
2	SHEPELINA Natalia																	
*3	PROKOFYEVA Ekaterina	25:34	1/6	16.7%	1/2		0/2	0/2				1	0/1			1		
4	KONUKH Sofya	19:50	2/8	25.0%	1/2		1/2	0/4				2				1		
*5	VYLEGZHANINA Alena	26:33	0/5	0.0%	0/1		0/1	0/3				1	2	1				1
*6	GLYZINA Nadezda	15:06	0/1	0.0%	0/1													
*7	PANTYULINA Ekaterina	28:59	1/3	33.3%			1/1	0/2				2	2	1	1/3			1
*8	SOBOLEVA Evgenia	30:44	1/4	25.0%	0/1			1/3				3		1				3
*9	KARPOVICH Oleksandra	20:12	0/2	0.0%	0/1			0/1				2	1					1
10	BELYAEVA Olga	8:07	0/1	0.0%				0/1				2	1	1				
11	SMUROVA Elena	4:27																
12	TUROVA Olga	12:28	2/2	100.0%		1/1		1/1				1						
*13	PROTSENKO Evgeniya	18:16																
Totals			7/33	21.2%	2/8	1/1	2/6	2/18				1	13	8	4	1/4	6	2

Cap No.	Goalkeepers	Saves/Shots							AS	TF	ST	BL	SP	Personal Fouls				
		Total	%	A	C	X	5m	PS						CA	20C	20F	P	EX
1	VORONTSOVA Valentina	1/6	16.7%	0/1	0/1		1/4											
*13	PROTSENKO Evgeniya	0/7	0.0%			0/3	0/2	0/2										
Totals		1/13	7.7%	0/1	0/1	0/3	1/6	0/2										

Time Out	1
Exclusions With Substitution	
Exclusions W/Subst after 4 min.	

USA - United States (Blue)

Cap No.	Name	Estimated Time Played	Goals/Shots							AS	TF	ST	BL	SP	Personal Fouls			
			Total	%	A	C	X	5m	PS						CA	20C	20F	P
*1	ARMSTRONG Elizabeth	28:27																
*2	PETRI Heather	17:39								1				3/4			1	
3	HAYES Brittany	13:52	1/1	100.0%			1/1			1	1	2					1	
*4	VILLA Brenda	22:41	2/3	66.7%			2/2	0/1		1	1							
*5	WENGER Lauren	16:55	0/2	0.0%				0/2			4	2						
*6	GOLDA Natalie	22:38	3/5	60.0%	1/1			0/2	2/2			1					1	
7	CARDENAS Patty	16:33	1/2	50.0%				1/2			2						1	
8	STEFFENS Jessica	20:43	1/1	100.0%				1/1			1	1						
*9	WINDES Elsie	12:55	1/3	33.3%	0/1			1/2			1	1					1	
10	GREGORKA Alison	19:56	2/2	100.0%				2/2			1						1	
*11	van NORMAN Moriah	15:30	1/3	33.3%		1/3					4	1	1					
12	CRAIG Kami	12:38	0/1	0.0%		0/1					1							
13	HIPP Jaime	3:33																
Totals			12/23	52.2%	1/2	1/4	3/3	5/12	2/2		3	20	8	1	3/4	2	4	

Cap No.	Goalkeepers	Saves/Shots							AS	TF	ST	BL	SP	Personal Fouls				
		Total	%	A	C	X	5m	PS						CA	20C	20F	P	EX
*1	ARMSTRONG Elizabeth	10/16	62.5%	4/5	0/1	2/4	4/6											
13	HIPP Jaime	1/2	50.0%	1/2														
Totals		11/18	61.1%	5/7	0/1	2/4	4/6											

Time Out	2
Exclusions With Substitution	
Exclusions W/Subst after 4 min.	



RESULTS

比赛成绩 / RÉSULTATS

RUS 7 - 12 USA
(0 : 5, 3 : 2, 2 : 4, 2 : 1)

Water Temperature: 26°C / 79°F

Referees: MOLINER MOLINS Jaime (ESP)
TULGA Ahmet Erhan (TUR)

TWPC Delegates: TAN Eng Bock
DIATHESOPOULOS Dimitrios

Period	RUS - Russian Fed.													USA - United States														
	Possession		EX	Goals (G) / Misses (M)										CT	Possession		EX	Goals (G) / Misses (M)										CT
				X		A		FT		5m		PS						X		A		FT		5m		PS		
	#	Time		G	M	G	M	G	M	G	M	G	M		G	M		#	Time	G	M	G	M	G	M	G	M	
Quarter 1	12	3:48		0	2		2				4				12	4:12		2			2			2	2	1		
Quarter 2	13	3:43		1	1	1	2			1	5			1	11	4:17				2			1		3			
Quarter 3	11	3:41				1	1			1	4				10	4:19		1			1			3				
Quarter 4	10	3:28		1	1	1	1				3				10	4:32					1				1	1		
Total	46	14:40		2	4	3	6			2	16		1	43	17:20		3		2	4	1		5	6	2			

Match RUS - USA														
Possession		EX	Goals (G) / Misses (M)										CT	
			X		A		FT		5m		PS			
#	Time		G	M	G	M	G	M	G	M	G	M		G
89	32:00		5	4	5	10		1	7	22	2		1	

Legend:			
#	Number of possessions	*	Starting line-up
20F	20 seconds exclusion in the field		
BL	Blocked shot	C	Centre shot
EX	Exclusion (S - with substitution, N - with substitution after 4 min.)		
M	Misses	P	Penalty
TF	Turnover foul	TWPC	Technical Water Polo Committee
20C	20 seconds exclusion in the centre forward position		
5m	5 metre shot	A	Action shot
CA	Counter attack	CT	Corner throw
		FT	Free throw
		SP	Sprint (won/sprints)
		X	Extra player shot
		AS	Assist
		G	Goals
		ST	Steals



RESULTS

比赛成绩 / RÉSULTATS

ITA 10 - 9 CHN
(2 : 2, 4 : 2, 2 : 4, 2 : 1)

Water Temperature: 26°C / 79°F

Referees: KISZELLY Gabor (HUN)
MARGETA Boris (SLO)

TWPC Delegates: SHARONOV Evgeny
MARTINEZ Eugenio

ITA - Italy (White)

Cap No.	Name	Estimated Time Played	Goals/Shots							AS	TF	ST	BL	SP	Personal Fouls				
			Total	%	A	C	X	5m	PS						CA	20C	20F	P	EX
*1	GIGLI Elena	32:00										1							
*2	MICELI Martina	32:00	1/6	16.7%	0/2				1/4				1	1					1
*3	CASANOVA Elisa	18:00	4/5	80.0%	4/4	0/1				1	5		1						
4	BOSURGI Silvia	19:47	1/3	33.3%	1/2				0/1				1	1					
5	VALKAI Erzsebet	10:13	1/2	50.0%					0/1				2						
*6	ZANCHI Manuela	32:00	0/1	0.0%	0/1								1		1	0/2			
*7	di MARIO Tania	30:41	3/7	42.9%	3/4	0/1			0/1	0/1			3			0/2			
*8	RAGUSA Cinzia	13:31													1				2
9	PAVAN Francesca	4:21																	
10	ROCCO Federica	11:55	0/1	0.0%					0/1										2
*11	MUSUMECI Maddalena	13:36	0/1	0.0%					0/1				2	1					1
12	FRASSINETTI Teresa	5:56																	
13	BRANCATI Chiara																		
Totals			10/26	38.5%	8/13	0/2	0/1	1/8	1/2		1	14	3	5	0/4				6
Cap No.	Goalkeepers	Estimated Time Played	Saves/Shots							AS	TF	ST	BL	SP	Personal Fouls				
			Total	%	A	C	X	5m	PS						CA	20C	20F	P	EX
*1	GIGLI Elena		8/17	47.1%	1/4	0/2	1/4	6/7											1
13	BRANCATI Chiara																		
Totals			8/17	47.1%	1/4	0/2	1/4	6/7											

Time Out	1
Exclusions With Substitution	
Exclusions W/Subst after 4 min.	

CHN - China (Blue)

Cap No.	Name	Estimated Time Played	Goals/Shots							AS	TF	ST	BL	SP	Personal Fouls					
			Total	%	A	C	X	5m	PS						CA	20C	20F	P	EX	
*1	YANG Jun	32:00	0/1	0.0%					0/1											
*2	TENG Fei	29:29	0/4	0.0%					0/4	2	1	2								
3	LIU Ping	15:15	0/1	0.0%	0/1													1		
*4	SUN Yujun	32:00	0/4	0.0%	0/2	0/1			0/1	1	2	2								
5	HE Jin	15:27	0/1	0.0%		0/1					2									
*6	SUN Yating	16:33	3/3	100.0%	2/2	1/1					1	1								
7	WANG Ying																			
8	GAO Ao	6:50	1/2	50.0%					0/1											S
*9	WANG Yi	18:16	2/5	40.0%	2/4				0/1					4/4						
*10	MA Huanhuan	21:57	1/6	16.7%		0/1			1/1	0/4								1		
*11	SUN Huizi	22:45	0/3	0.0%					0/3									2		
12	QIAO Leiyang	13:28	2/4	50.0%	1/3				1/1	1									1	
13	TAN Ying																			
Totals			9/34	26.5%	3/10	2/5	3/5	1/14		4	8	6	2	4/4			4		1	1
Cap No.	Goalkeepers	Estimated Time Played	Saves/Shots							AS	TF	ST	BL	SP	Personal Fouls					
			Total	%	A	C	X	5m	PS						CA	20C	20F	P	EX	
*1	YANG Jun		9/19	47.4%	3/11	2/2			3/4	1/2										1
13	TAN Ying																			
Totals			9/19	47.4%	3/11	2/2			3/4	1/2										

Time Out	1
Exclusions With Substitution	1
Exclusions W/Subst after 4 min.	



RESULTS

比赛成绩 / RÉSULTATS

ITA 10 - 9 CHN
(2 : 2, 4 : 2, 2 : 4, 2 : 1)

Water Temperature: 26°C / 79°F

Referees: KISZELLY Gabor (HUN)
MARGETA Boris (SLO)

TWPC Delegates: SHARONOV Evgeny
MARTINEZ Eugenio

Period	ITA - Italy													CHN - China														
	Possession		EX	Goals (G) / Misses (M)										CT	Possession		EX	Goals (G) / Misses (M)										CT
	#	Time		X		A		FT		5m		PS			#	Time		X		A		FT		5m		PS		
				G	M	G	M	G	M	G	M	G	M					G	M	G	M	G	M	G	M	G	M	
Quarter 1	9	3:39		0	1	2	1								9	4:21		1	1		1		1	1	1			
Quarter 2	10	3:15				3					2	1	1		10	4:45	1	0	1	2			1		4			
Quarter 3	10	3:41				1	4			1	1			10	4:19		2		2	4				1				
Quarter 4	11	3:24				2	2				4			13	4:36				1	5				5		1		
Total	40	13:59		0	1	8	7			1	7	1	1	42	18:01	1	3	2	5	10		2	1	11		1		

Match ITA - CHN														
Possession		EX	Goals (G) / Misses (M)										CT	
#	Time		X		A		FT		5m		PS			
			G	M	G	M	G	M	G	M	G	M		
82	32:00	1	3	3	13	17		2	2	18	1	1	1	

Legend:			
#	Number of possessions	*	Starting line-up
20F	20 seconds exclusion in the field		
BL	Blocked shot	C	Centre shot
EX	Exclusion (S - with substitution, N - with substitution after 4 min.)		
M	Misses	P	Penalty
TF	Turnover foul	TWPC	Technical Water Polo Committee
20C	20 seconds exclusion in the centre forward position		
5m	5 metre shot	A	Action shot
CA	Counter attack	CT	Corner throw
		FT	Free throw
		SP	Sprint (won/sprints)
		X	Extra player shot
		AS	Assist
		G	Goals
		ST	Steals



RESULTS

比赛成绩 / RÉSULTATS

HUN 11 - 9 NED
(3 : 3, 3 : 2, 4 : 3, 1 : 1)

Water Temperature: 26°C / 79°F

Referees: CAPUTI Massimiliano (ITA)
KORYZNA Radoslaw Piotr (POL)

TWPC Delegates: BROCHERO Monica
FRADY William Ensign

HUN - Hungary (White)

Cap No.	Name	Estimated Time Played	Goals/Shots							AS	TF	ST	BL	SP	Personal Fouls				
			Total	%	A	C	X	5m	PS						CA	20C	20F	P	EX
*1	HORVATH Patricia	32:00																	
*2	SZREMKO Krisztina	18:05									1						1		
3	GYORE Anett Timea	4:16																	
4	KISTELEKI Dora Agnes	7:59	2/4	50.0%	1/1		1/1	0/2			1								
*5	STIEBER Mercedes	27:06	2/3	66.7%	0/1		1/1	1/1		1	2								
*6	TAKACS Orsolya	21:11	0/1	0.0%	0/1						1						1		
*7	DRAVUCZ Rita	28:15	1/3	33.3%	0/1			0/1	1/1		1						1		
8	ZANTLEITNER Krisztina	16:51									4							1	
9	BRAVIK Fruzsina	6:59									1						3	S	
*10	PELLE Aniko	27:38	4/4	100.0%			2/2	2/2			2	1	2						
*11	VALKAI Agnes	19:46	2/6	33.3%	0/3			2/3				1		2/4		1		1	
12	PRIMASZ Agnes	13:54	0/1	0.0%				0/1					1				1		
13	ZIRIGHNE SOS Ildiko																		
Totals			11/22	50.0%	1/7		4/4	5/10	1/1		1	17	2	3	2/4		8	2	1
Cap No.	Goalkeepers	Estimated Time Played	Saves/Shots							AS	TF	ST	BL	SP	Personal Fouls				
			Total	%	A	C	X	5m	PS						CA	20C	20F	P	EX
*1	HORVATH Patricia		19/28	67.9%	2/4	1/2	2/5	13/14	1/2	0/1									
13	ZIRIGHNE SOS Ildiko																		
Totals			19/28	67.9%	2/4	1/2	2/5	13/14	1/2	0/1									

Time Out	2
Exclusions With Substitution	1
Exclusions W/Subst after 4 min.	

NED - Netherlands (Blue)

Cap No.	Name	Estimated Time Played	Goals/Shots							AS	TF	ST	BL	SP	Personal Fouls				
			Total	%	A	C	X	5m	PS						CA	20C	20F	P	EX
*1	van der MEIJDEN Ilse	32:00										1						1	
*2	SMIT Yasemin	19:07	0/5	0.0%	0/2		0/1	0/2			1						1		
*3	CABOUT Mieke	27:14	1/8	12.5%	0/2	0/1	1/1	0/4			1	1	0/1			1	1		
4	HAKHVERDIAN Biurakn	5:16									2								
5	van den HAM Marieke	17:46	1/3	33.3%				0/1	1/2										
*6	de BRUIJN Danielle	29:12	4/8	50.0%	2/2		0/1	1/4	1/1	1		1		2/3					
*7	van BELKUM Iefke	26:44	0/1	0.0%			0/1				3		1				2		
8	KLEIN Noeki	4:13																	
*9	van den BERG Gillian	16:24	2/3	66.7%	0/1	1/1	1/1												
10	SIJBRING Alette	17:28	1/6	16.7%			1/2	0/4				1							
*11	GUICHELAAR Rianne	17:02	0/2	0.0%				0/2											
12	KOOT Simone	11:34																	
13	de NOOY Meike																		
Totals			9/36	25.0%	2/7	1/2	3/7	1/17	1/2	1/1	1	8	4	1	2/4		3	2	1
Cap No.	Goalkeepers	Estimated Time Played	Saves/Shots							AS	TF	ST	BL	SP	Personal Fouls				
			Total	%	A	C	X	5m	PS						CA	20C	20F	P	EX
*1	van der MEIJDEN Ilse		5/16	31.3%	4/5		0/4	1/6	0/1										
13	de NOOY Meike																		
Totals			5/16	31.3%	4/5		0/4	1/6	0/1										

Time Out	2
Exclusions With Substitution	
Exclusions W/Subst after 4 min.	



RESULTS

比赛成绩 / RÉSULTATS

HUN 11 - 9 NED
(3 : 3, 3 : 2, 4 : 3, 1 : 1)

Water Temperature: 26°C / 79°F

Referees: CAPUTI Massimiliano (ITA)
KORYZNA Radoslaw Piotr (POL)

TWPC Delegates: BROCHERO Monica
FRADY William Ensign

Period	HUN - Hungary													NED - Netherlands														
	Possession		EX	Goals (G) / Misses (M)										CT	Possession		EX	Goals (G) / Misses (M)										CT
	#	Time		X		A		FT		5m		PS			#	Time		X		A		FT		5m		PS		
				G	M	G	M	G	M	G	M	G	M					G	M	G	M	G	M	G	M			
Quarter 1	9	3:36		1			1			2	1			12	4:24		0	1	2	2			1	4			3	
Quarter 2	9	3:03		1		1				3	1			12	4:57		1	1		1			5	1			2	
Quarter 3	10	3:55		2			1	1		1	1			10	4:05		2		1	1			4					
Quarter 4	11	4:39	1				4			1			2	10	3:21		0	2	1	2		1		2		1		
Total	39	15:13	1	4		1	6	1		4	5	1	2	44	16:47		3	4	4	6		1	1	15	1	1	5	

Match HUN - NED														
Possession		EX	Goals (G) / Misses (M)										CT	
#	Time		X		A		FT		5m		PS			
			G	M	G	M	G	M	G	M	G	M		
83	32:00	1	7	4	5	12	1	1	5	20	2	1	7	

Legend:			
#	Number of possessions	*	Starting line-up
20F	20 seconds exclusion in the field		
BL	Blocked shot	C	Centre shot
EX	Exclusion (S - with substitution, N - with substitution after 4 min.)		
M	Misses	P	Penalty
TF	Turnover foul	TWPC	Technical Water Polo Committee
20C	20 seconds exclusion in the centre forward position		
5m	5 metre shot	A	Action shot
CA	Counter attack	CT	Corner throw
		FT	Free throw
		SP	Sprint (won/sprints)
		X	Extra player shot
		AS	Assist
		G	Goals
		ST	Steals



RESULTS

比赛成绩 / RÉSULTATS

GRE 6 - 8 AUS
(2 : 5, 2 : 2, 1 : 1, 1 : 0)

Water Temperature: 26°C / 79°F

Referees: PATELLI Decio Jr (BRA)
MARGETA Boris (SLO)

TWPC Delegates: SHARONOV Evgeny
MARTINEZ Eugenio

GRE - Greece (White)

Cap No.	Name	Estimated Time Played	Goals/Shots							AS	TF	ST	BL	SP	Personal Fouls			
			Total	%	A	C	X	5m	PS						CA	20C	20F	P
1	ELLINAKI Georgia																	
2	TSOUKALA Christina Chrysoula	11:29	0/2	0.0%				0/2				1					2	
*3	GEROLYMOU Angeliki	21:49	0/2	0.0%	0/1		0/1					1					2	
4	IOSIFIDOU Sofia	3:17																
*5	LIOSI Kyriaki	29:32	2/6	33.3%	0/1		2/2	0/3			1	1		3/4		1		
*6	KOZOMPOLI Stavroula	18:49	0/3	0.0%		0/3				1	7							
*7	OIKONOPOULOU Aikaterini	26:39	0/1	0.0%				0/1				1	1				1	
*8	ROUMPESI Antigoni	28:12	3/5	60.0%				0/2	3/3								1	
*9	MORAITIDOU Evangelia	32:00	0/4	0.0%	0/1		0/3				3	1	1					
10	ASIMAKI Alexandra																	
11	ANTONAKOU Stavroula	8:09	1/3	33.3%			1/2	0/1									1	
12	LARA Georgia	12:04									5						1	
*13	TSOURI Maria	32:00																
Totals			6/26	23.1%	0/3	0/3	3/8	0/9	3/3		1	16	5	2	3/4		6	3
Cap No.	Goalkeepers	Estimated Time Played	Saves/Shots							AS	TF	ST	BL	SP	Personal Fouls			
			Total	%	A	C	X	5m	PS						CA	20C	20F	P
1	ELLINAKI Georgia																	
*13	TSOURI Maria		11/19	57.9%	5/7	5/8	0/2	1/2										
Totals			11/19	57.9%	5/7	5/8	0/2	1/2										

Time Out	2
Exclusions With Substitution	
Exclusions W/Subst after 4 min.	

AUS - Australia (Blue)

Cap No.	Name	Estimated Time Played	Goals/Shots							AS	TF	ST	BL	SP	Personal Fouls			
			Total	%	A	C	X	5m	PS						CA	20C	20F	P
1	KNOX Emma																	
*2	BEADSWORTH Gemma	25:08	4/8	50.0%	1/3	1/2	1/1	1/2		1	9		1				1	1
*3	CUFFE Nikita	18:10	0/2	0.0%		0/2					1	1					1	1
*4	RIPPON Rebecca	29:18	0/1	0.0%				0/1			1	2						
5	FRASER Suzie	6:07	0/1	0.0%				0/1				1						
6	KNOX Bronwen	22:51	1/5	20.0%		0/2	1/1	0/2			2	3					2	
*7	GOFERS Taniele	12:45	2/4	50.0%	1/3	1/1					1	1					2	1 S
*8	GYNTHER Kate	29:03	0/4	0.0%	0/4					1		2	1	1/4			1	
9	SANTOROMITO Jenna	6:02	1/2	50.0%	0/1	1/1					1	1					1	1
*10	SANTOROMITO Mia	6:36																
11	RIPPON Melissa	29:00	0/1	0.0%	0/1					2								
12	HETZEL Amy	7:00									1							
*13	MCCORMACK Alicia	32:00																
Totals			8/28	28.6%	2/12	3/8	2/2	1/6			4	18	11	2	1/4		8	1 3 1
Cap No.	Goalkeepers	Estimated Time Played	Saves/Shots							AS	TF	ST	BL	SP	Personal Fouls			
			Total	%	A	C	X	5m	PS						CA	20C	20F	P
1	KNOX Emma																	
*13	MCCORMACK Alicia		7/13	53.8%	1/1	1/1	1/4	4/4	0/3									
Totals			7/13	53.8%	1/1	1/1	1/4	4/4	0/3									

Time Out	2
Exclusions With Substitution	1
Exclusions W/Subst after 4 min.	



YINGDONG NATATORIUM
英东游泳馆
PISCINE DE YINGDONG

WED 星期三 MER
13 AUG 2008
13:00

WATER POLO
水球 / WATER-POLO

WOMEN
女子项目 / FEMMES

PRELIMINARY ROUND - GROUP B - MATCH 5
预赛B组 - 第5场 / TOUR PRÉLIMINAIRE - GROUPE B - MATCH 5



RESULTS

比赛成绩 / RÉSULTATS

HUN 7 - 7 AUS
(1 : 1, 1 : 1, 1 : 2, 4 : 3)

Water Temperature: 26°C / 79°F

Referees: BRGULJAN Mario (MNE)
TULGA Ahmet Erhan (TUR)

TWPC Delegates: AMINI Khosrow
FIROIU Niculae

HUN - Hungary (White)

Cap No.	Name	Estimated Time Played	Goals/Shots							AS	TF	ST	BL	SP	Personal Fouls				
			Total	%	A	C	X	5m	PS						CA	20C	20F	P	EX
*1	HORVATH Patricia	32:00																	
*2	SZREMKO Krisztina	18:34									4						1		
3	GYORE Anett Timea	6:15	0/1	0.0%				0/1											
4	KISTELEKI Dora Agnes	18:19	0/5	0.0%	0/3	0/1	0/1				2	1							
*5	STIEBER Mercedes	23:01	0/1	0.0%			0/1												
6	TAKACS Orsolya	19:16									1	1	1						
*7	DRAVUCZ Rita	27:06	3/7	42.9%	2/2			0/4	1/1		3	1	1			1	1		
*8	ZANTLEITNER Krisztina	12:27									1		1						
9	BRAVIK Fruzsina	13:07	0/1	0.0%				0/1			4	1							
*10	PELLE Aniko	23:10	2/5	40.0%	0/1		2/2	0/2			1						2		
*11	VALKAI Agnes	16:02	2/3	66.7%	1/1		0/1		1/1		1	1		3/4		1			
12	PRIMASZ Agnes	14:43	0/2	0.0%	0/1		0/1						1			1			
13	ZIRIGHNE SOS Ildiko																		
Totals			7/25	28.0%	3/8	0/1	2/6	0/8	2/2		1	19	6	3	3/4	5	1	1	
Cap No.	Goalkeepers	Estimated Time Played	Saves/Shots							AS	TF	ST	BL	SP	Personal Fouls				
			Total	%	A	C	X	5m	PS						CA	20C	20F	P	EX
*1	HORVATH Patricia		9/16	56.3%	2/5	4/5	0/1	3/4	0/1										
13	ZIRIGHNE SOS Ildiko																		
Totals			9/16	56.3%	2/5	4/5	0/1	3/4	0/1										

Time Out	1
Exclusions With Substitution	
Exclusions W/Subst after 4 min.	

AUS - Australia (Blue)

Cap No.	Name	Estimated Time Played	Goals/Shots							AS	TF	ST	BL	SP	Personal Fouls				
			Total	%	A	C	X	5m	PS						CA	20C	20F	P	EX
*1	KNOX Emma	32:00										1							
*2	BEADSWORTH Gemma	27:09	0/6	0.0%	0/2	0/2	0/1	0/1			3	1				1	1		
*3	CUFFE Nikita	6:04	1/1	100.0%	1/1						1								
*4	RIPPON Rebecca	27:22	2/3	66.7%	1/2		1/1					2	1			1			
5	FRASER Suzie	3:42	0/1	0.0%	0/1							2							
6	KNOX Bronwen	27:29	2/5	40.0%		1/2	0/1	0/1	1/1		1	1		1		1			
*7	GOFERS Taniele	15:57	0/1	0.0%				0/1			4		1		2	1			S
*8	GYNTHER Kate	30:25	0/4	0.0%	0/1			0/3			1	2	1	1	1/4		1		
9	SANTOROMITO Jenna	9:27	0/3	0.0%	0/1			0/2											
10	SANTOROMITO Mia	5:14																	
*11	RIPPON Melissa	28:13	2/4	50.0%	1/1	0/1		1/2			1	1				2	1		S
12	HETZEL Amy	10:58																	
13	MCCORMACK Alicia																		
Totals			7/29	24.1%	3/9	1/6	1/3	1/10	1/1		2	13	8	4	1/4	6	3	2	2
Cap No.	Goalkeepers	Estimated Time Played	Saves/Shots							AS	TF	ST	BL	SP	Personal Fouls				
			Total	%	A	C	X	5m	PS						CA	20C	20F	P	EX
*1	KNOX Emma		7/14	50.0%	1/4	1/1	2/4	3/3	0/2										
13	MCCORMACK Alicia																		
Totals			7/14	50.0%	1/4	1/1	2/4	3/3	0/2										

Time Out	2
Exclusions With Substitution	2
Exclusions W/Subst after 4 min.	



RESULTS

比赛成绩 / RÉSULTATS

HUN 7 - 7 AUS
(1 : 1, 1 : 1, 1 : 2, 4 : 3)

Water Temperature: 26°C / 79°F

Referees: BRGULJAN Mario (MNE)
TULGA Ahmet Erhan (TUR)

TWPC Delegates: AMINI Khosrow
FIROIU Niculae

Period	HUN - Hungary													AUS - Australia																
	Possession		EX	Goals (G) / Misses (M)										CT	Possession		EX	Goals (G) / Misses (M)										CT		
				X		A		FT		5m		PS						X		A		FT		5m		PS				
	#	Time		G	M	G	M	G	M	G	M	G	M		G	M		#	Time	G	M	G	M	G	M	G	M			
Quarter 1	12	4:35		0	1	1						4			1	11	3:25		0	1	1	1					2			
Quarter 2	13	4:06		0	1		4					2	1		1	10	3:54		1			3					3			
Quarter 3	10	4:03		0	1	1	2					2			1	10	3:57				1	4				1	3			1
Quarter 4	9	3:46		2	1	1							1			11	4:14	2	0	1	2	3				1	1			
Total	44	16:30		2	4	3	6					8	2		3	42	15:30	2	1	2	4	11				1	9	1		1

Match HUN - AUS														
Possession		EX	Goals (G) / Misses (M)										CT	
			X		A		FT		5m		PS			
#	Time		G	M	G	M	G	M	G	M	G	M		G
86	32:00	2	3	6	7	17				1	17	3		4

Legend:			
#	Number of possessions	*	Starting line-up
20F	20 seconds exclusion in the field		
BL	Blocked shot	C	Centre shot
EX	Exclusion (S - with substitution, N - with substitution after 4 min.)		
M	Misses	P	Penalty
TF	Turnover foul	TWPC	Technical Water Polo Committee
20C	20 seconds exclusion in the centre forward position		
5m	5 metre shot	A	Action shot
CA	Counter attack	CT	Corner throw
		FT	Free throw
		SP	Sprint (won/sprints)
		X	Extra player shot
		AS	Assist
		G	Goals
		ST	Steals



RESULTS

比赛成绩 / RÉSULTATS

GRE 6 - 9 NED
(3 : 3, 2 : 2, 1 : 3, 0 : 1)

Water Temperature: 26°C / 79°F

Referees: NI Shiwei (CHN)
PATELLI Decio Jr (BRA)

TWPC Delegates: TAN Eng Bock
SHARONOV Evgeny

GRE - Greece (White)

Cap No.	Name	Estimated Time Played	Goals/Shots							AS	TF	ST	BL	SP	Personal Fouls				
			Total	%	A	C	X	5m	PS						CA	20C	20F	P	EX
1	ELLINAKI Georgia	11:58																	
*2	TSOUKALA Christina Chrysoula	24:46	1/5	20.0%	0/1		1/1	0/3									1		
3	GEROLYMOU Angeliki	23:54	0/1	0.0%				0/1					1				2		
4	IOSIFIDOU Sofia	1:10																	
*5	LIOSI Kyriaki	31:02	2/3	66.7%	0/1		1/1		1/1			1		2/4			1		
*6	KOZOMPOLI Stavroula	18:57	1/2	50.0%	1/2						8		1						
*7	OIKONOMOPOULOU Aikaterini	15:15	0/3	0.0%			0/2	0/1			1	1					3	S	
*8	ROUMPESI Antigoni	32:00	1/6	16.7%	0/1		1/2	0/2	0/1			3					1		
*9	MORAITIDOU Evangelia	32:00	1/6	16.7%	0/1		1/1	0/4			1	1	2				1	1	
10	ASIMAKI Alexandra																		
11	ANTONAKOU Stavroula																		
12	LARA Georgia	12:56									3								
*13	TSOURI Maria	20:02																	
Totals			6/26	23.1%	1/6		4/7	0/11	1/2		14	6	4	2/4			9	1	1
Cap No.	Goalkeepers	Estimated Time Played	Saves/Shots							AS	TF	ST	BL	SP	Personal Fouls				
			Total	%	A	C	X	5m	PS						CA	20C	20F	P	EX
1	ELLINAKI Georgia		3/5	60.0%	1/1	0/1	1/1	1/2											
*13	TSOURI Maria		6/13	46.2%	0/2	1/2	3/5	2/4											
Totals			9/18	50.0%	1/3	1/3	4/6	3/6											

Time Out	2
Exclusions With Substitution	1
Exclusions W/Subst after 4 min.	

NED - Netherlands (Blue)

Cap No.	Name	Estimated Time Played	Goals/Shots							AS	TF	ST	BL	SP	Personal Fouls					
			Total	%	A	C	X	5m	PS						CA	20C	20F	P	EX	
*1	van der MEIJDEN Ilse	32:00										1								
*2	SMIT Yasemin	18:06	0/1	0.0%			0/1				3	1	1				3		S	
*3	CABOUT Mieke	28:04	4/7	57.1%		1/1	0/2	3/4			2	1	1					1		
4	HAKHVERDIAN Biurakn	9:16	0/1	0.0%				0/1			1	1						1		
5	van den HAM Marieke	16:49	0/3	0.0%	0/1		0/1	0/1			1	1						1		
*6	de BRUIJN Danielle	29:15	2/2	100.0%	1/1		1/1				1			2/3			1			
*7	van BELKUM Iefke	31:20	2/8	25.0%	0/1	1/2	1/2	0/3			1		3				2			
8	KLEIN Noeki	3:28									1									
*9	van den BERG Gillian	20:12	1/1	100.0%	1/1						2	2					1			
10	SIJBRING Alette	14:17	0/3	0.0%	0/1			0/2			1	1		1			1		1	
*11	GUICHELAAR Rianne	15:09	0/3	0.0%			0/2	0/1			1						1			
12	KOOT Simone	6:04											2		0/1					
13	de NOOY Meike																			
Totals			9/29	31.0%	2/5	2/3	2/9	3/12			2	14	9	6	2/4		8	3	2	1
Cap No.	Goalkeepers	Estimated Time Played	Saves/Shots							AS	TF	ST	BL	SP	Personal Fouls					
			Total	%	A	C	X	5m	PS						CA	20C	20F	P	EX	
*1	van der MEIJDEN Ilse		6/12	50.0%	2/3		1/5	2/2	1/2											
13	de NOOY Meike																			
Totals			6/12	50.0%	2/3		1/5	2/2	1/2											

Time Out	1
Exclusions With Substitution	1
Exclusions W/Subst after 4 min.	



RESULTS

比赛成绩 / RÉSULTATS

HUN 10 - 4 GRE
(1 : 1, 3 : 1, 3 : 0, 3 : 2)

Water Temperature: 26°C / 79°F

Referees: BALFANBAYEV Alan (KAZ)
PATELLI Decio Jr (BRA)

TWPC Delegates: BROCHERO Monica
FRADY William Ensign

HUN - Hungary (White)

Cap No.	Name	Estimated Time Played	Goals/Shots							AS	TF	ST	BL	SP	Personal Fouls			
			Total	%	A	C	X	5m	PS						CA	20C	20F	P
1	HORVATH Patricia																	
*2	SZREMKO Krisztina	16:08	0/1	0.0%		0/1					3						2	
3	GYORE Anett Timea	9:04	1/1	100.0%				1/1										
4	KISTELEKI Dora Agnes	15:06	2/3	66.7%	1/2	1/1												
*5	STIEBER Mercedes	20:36	2/4	50.0%	1/1			1/2	0/1		2			3				
*6	TAKACS Orsolya	15:53									1	1					2	
*7	DRAVUCZ Rita	28:16	2/4	50.0%				2/4						2				
8	ZANTLEITNER Krisztina	15:16									2						1	
9	BRAVIK Fruzsina	15:21	0/3	0.0%	0/1	0/1	0/1				1		1			1		1
*10	PELLE Aniko	20:43	2/4	50.0%	2/2		0/1						1			1		
*11	VALKAI Agnes	18:52	0/3	0.0%				0/3						1		3/4		
12	PRIMASZ Agnes	16:45	1/7	14.3%	0/2		0/2	0/2		1/1		1					1	
*13	ZIRIGHNE SOS Ildiko	32:00									1		1					
Totals			10/30	33.3%	4/8	1/3	2/7	2/10		1/2	3	9	5	5	3/4	8		1
Cap No.	Goalkeepers	Estimated Time Played	Saves/Shots							AS	TF	ST	BL	SP	Personal Fouls			
			Total	%	A	C	X	5m	PS						CA	20C	20F	P
1	HORVATH Patricia																	
*13	ZIRIGHNE SOS Ildiko		10/14	71.4%	4/5		2/4	4/4	0/1									
Totals			10/14	71.4%	4/5		2/4	4/4	0/1									

Time Out	1
Exclusions With Substitution	
Exclusions W/Subst after 4 min.	

GRE - Greece (Blue)

Cap No.	Name	Estimated Time Played	Goals/Shots							AS	TF	ST	BL	SP	Personal Fouls			
			Total	%	A	C	X	5m	PS						CA	20C	20F	P
1	ELLINAKI Georgia	18:47																
*2	TSOUKALA Christina Chrysoula	23:02	0/2	0.0%	0/1			0/1										
*3	GEROLYMOU Angeliki	23:26	1/5	20.0%	0/1		1/2	0/2			1	1						
4	IOSIFIDOU Sofia	13:08	0/1	0.0%	0/1									1				
*5	LIOSI Kyriaki	21:58	1/4	25.0%	1/3		0/1							1	1/4	1		
*6	KOZOMPOLI Stavroula	13:29									7					1	1	
7	OIKONOMOPOULOU Aikaterini	8:36	0/2	0.0%	0/2											2		
*8	ROUMPESI Antigoni	20:19	1/4	25.0%	0/2			0/1	1/1		1			1		3		S
*9	MORAITIDOU Evangelia	32:00	0/5	0.0%			0/1	0/4						2	1	1		
10	ASIMAKI Alexandra	8:34	1/1	100.0%			1/1							1				
11	ANTONAKOU Stavroula	8:57	0/3	0.0%	0/3						1							
12	LARA Georgia	18:31																
*13	TSOURI Maria	13:13																
Totals			4/27	14.8%	1/13		2/5	0/8	1/1		1	11	4	4	1/4	8	1	1
Cap No.	Goalkeepers	Estimated Time Played	Saves/Shots							AS	TF	ST	BL	SP	Personal Fouls			
			Total	%	A	C	X	5m	PS						CA	20C	20F	P
1	ELLINAKI Georgia		3/9	33.3%	1/5	0/1	2/3											
*13	TSOURI Maria		7/11	63.6%	1/1	1/1	1/2	3/5	1/2									
Totals			10/20	50.0%	2/6	1/2	3/5	3/5	1/2									

Time Out	2
Exclusions With Substitution	1
Exclusions W/Subst after 4 min.	



RESULTS

比赛成绩 / RÉSULTATS

RUS 12 - 6 GRE
(3 : 2, 4 : 1, 3 : 1, 2 : 2)

Water Temperature: 26°C / 79°F

Referees: KNIGHTS Stephen (NZL)
PINKER Guy (RSA)

TWPC Delegates: TAN Eng Bock
MARTINEZ Eugenio

RUS - Russian Fed. (White)

Cap No.	Name	Estimated Time Played	Goals/Shots							AS	TF	ST	BL	SP	Personal Fouls							
			Total	%	A	C	X	5m	PS						CA	20C	20F	P	EX			
*1	VORONTSOVA Valentina	16:00																				
*2	SHEPELINA Natalia	28:09	3/7	42.9%	2/5		1/2								1		2					
3	PROKOFYEVA Ekaterina	13:16	1/2	50.0%	0/1									1/1					1			
*4	KONUKH Sofya	25:54	3/8	37.5%	1/1	0/1		1/4						1/2	1	3	1			1		
*5	VYLEGZHANINA Alena	15:23	0/6	0.0%	0/1		0/2	0/3												1		
6	GLYZINA Nadezda	6:06	0/1	0.0%				0/1							1							
*7	PANTYULINA Ekaterina	32:00	2/3	66.7%	1/2					1/1					1		2	2	2/2			
8	SOBOLEVA Evgenia	14:30	0/1	0.0%				0/1							1	1	1			1		
9	KARPOVICH Oleksandra	5:35												0/1						1		
*10	BELYAEVA Olga	19:59	2/5	40.0%	0/1	1/2	1/2									1		1		1		
*11	SMUROVA Elena	21:55	1/5	20.0%	1/2		0/2	0/1								1	1	1		1		
12	TUROVA Olga	9:13														3						
13	PROTSENKO Evgeniya	16:00																				
Totals			12/38	31.6%	5/13	1/3	2/8	1/10	1/1	2/3					5	11	7	4	3/4	4	2	1
Cap No.	Goalkeepers	Estimated Time Played	Saves/Shots							AS	TF	ST	BL	SP	Personal Fouls							
			Total	%	A	C	X	5m	PS						CA	20C	20F	P	EX			
*1	VORONTSOVA Valentina		4/7	57.1%	2/3	2/2	0/1	0/1														
13	PROTSENKO Evgeniya		6/9	66.7%	3/3	0/1	1/3	2/2														
Totals			10/16	62.5%	5/6	2/3	1/4	2/3														

Time Out	2
Exclusions With Substitution	
Exclusions W/Subst after 4 min.	

GRE - Greece (Blue)

Cap No.	Name	Estimated Time Played	Goals/Shots							AS	TF	ST	BL	SP	Personal Fouls							
			Total	%	A	C	X	5m	PS						CA	20C	20F	P	EX			
*1	ELLINAKI Georgia	16:00																				
*2	TSOUKALA Christina Chrysoula	17:25	1/4	25.0%	0/3		1/1														2	
*3	GEROLYMOU Angeliki	18:20	1/4	25.0%	0/1			1/3								1	1					
4	IOSIFIDOU Sofia	11:43														1					1	
*5	LIOSI Kyriaki	26:44	0/5	0.0%	0/4			0/1						1/4								
*6	KOZOMPOLI Stavroula	12:13	0/4	0.0%	0/1	0/3										3						
7	OIKONOMOPOULOU Aikaterini	18:37	0/3	0.0%	0/2		0/1															
*8	ROUMPESI Antigoni	27:51	4/8	50.0%	1/1	1/1	2/2	0/2	0/1							1	1				1	
*9	MORAITIDOU Evangelia	29:43	0/3	0.0%	0/3											1	1	2			1	
10	ASIMAKI Alexandra	15:20	0/1	0.0%	0/1											2					1	
11	ANTONAKOU Stavroula																					
12	LARA Georgia	14:04														3					1	
13	TSOURI Maria	16:00																				
Totals			6/32	18.8%	1/16	1/4	3/4	1/6	0/1							13	3	2	1/4	6		1
Cap No.	Goalkeepers	Estimated Time Played	Saves/Shots							AS	TF	ST	BL	SP	Personal Fouls							
			Total	%	A	C	X	5m	PS						CA	20C	20F	P	EX			
*1	ELLINAKI Georgia		7/14	50.0%	1/5	2/3	0/1	3/3	0/1	1/1												
13	TSOURI Maria		9/14	64.3%	5/6		2/3	2/3	0/2													
Totals			16/28	57.1%	6/11	2/3	2/4	5/6	0/1	1/3												

Time Out	2
Exclusions With Substitution	
Exclusions W/Subst after 4 min.	



YINGDONG NATATORIUM
英东游泳馆
PISCINE DE YINGDONG

SUN 星期日 DIM
17 AUG 2008
14:20

WATER POLO
水球 / WATER-POLO

WOMEN
女子项目 / FEMMES

QUARTERFINAL ROUND - MATCH 14
1/4决赛 - 第14场 / TOUR QUART DE FINAL - MATCH 14



RESULTS

比赛成绩 / RÉSULTATS

CHN 11 - 12 AUS
(4 : 4, 2 : 2, 2 : 4, 3 : 2)

Water Temperature: 26°C / 79°F

Referees: PATELLI Decio Jr (BRA)
MOLINER MOLINS Jaime (ESP)

TWPC Delegates: FRADY William Ensign
SHARONOV Evgeny

CHN - China (White)

Cap No.	Name	Estimated Time Played	Goals/Shots							AS	TF	ST	BL	SP	Personal Fouls			
			Total	%	A	C	X	5m	PS						CA	20C	20F	P
*1	YANG Jun	32:00	0/1	0.0%					0/1									
*2	TENG Fei	27:51	1/2	50.0%	1/2					3		1	1					
3	LIU Ping	20:09	1/1	100.0%				1/1									2	
*4	SUN Yujun	31:13	0/3	0.0%	0/1				0/1		4	2						
5	HE Jin	18:29	1/1	100.0%				1/1			2							
*6	SUN Yating	14:04	1/3	33.3%	1/2			0/1			2							
7	WANG Ying	0:47																
8	GAO Ao	28:58	1/5	20.0%	0/2				1/3			1						
*9	WANG Yi	9:11												3/4			2	
*10	MA Huanhuan	21:34	3/7	42.9%	1/1			1/2	1/4		1		1			1		
*11	SUN Huizi	13:50	2/3	66.7%				1/1	1/2				2			2	1	S
12	QIAO Leiyang	5:54	1/3	33.3%	0/1			1/2			1							
13	TAN Ying																	
Totals			11/29	37.9%	3/9			5/8	3/11	0/1	3	12	4	4	3/4	5	3	1
Cap No.	Goalkeepers	Estimated Time Played	Saves/Shots							AS	TF	ST	BL	SP	Personal Fouls			
			Total	%	A	C	X	5m	PS						CA	20C	20F	P
*1	YANG Jun		12/24	50.0%	2/4	3/5	0/1	5/9	1/3	1/2								
13	TAN Ying																	
Totals			12/24	50.0%	2/4	3/5	0/1	5/9	1/3	1/2								

Time Out	2
Exclusions With Substitution	1
Exclusions W/Subst after 4 min.	

AUS - Australia (Blue)

Cap No.	Name	Estimated Time Played	Goals/Shots							AS	TF	ST	BL	SP	Personal Fouls			
			Total	%	A	C	X	5m	PS						CA	20C	20F	P
*1	KNOX Emma	16:00																
*2	BEADSWORTH Gemma	26:11	1/3	33.3%	0/1				1/2			1				2		
*3	CUFFE Nikita	23:36	2/4	50.0%		2/4					1	1			2			
*4	RIPPON Rebecca	28:21	0/1	0.0%					0/1		1	1	3	1				
5	FRASER Suzie	1:05																
*6	KNOX Bronwen	22:02	1/4	25.0%		0/1			1/1	0/1	1				2	1	S	
7	GOFERS Taniele	6:08	0/1	0.0%	0/1										2			
*8	GYNTHER Kate	29:05	5/9	55.6%	1/1			0/1	1/4	2/2	1	2	2	1/4	2			
9	SANTOROMITO Jenna	2:55	0/1	0.0%	0/1													
10	SANTOROMITO Mia	15:27	1/4	25.0%				1/1	0/3						2			
*11	RIPPON Melissa	32:00	2/7	28.6%	1/2				1/5		3				1			
12	HETZEL Amy	5:10										1			1			
13	McCORMACK Alicia	16:00																
Totals			12/34	35.3%	2/6	2/5	1/2	4/16	2/3	1/2	5	6	5	3	1/4	11	4	1
Cap No.	Goalkeepers	Estimated Time Played	Saves/Shots							AS	TF	ST	BL	SP	Personal Fouls			
			Total	%	A	C	X	5m	PS						CA	20C	20F	P
*1	KNOX Emma		5/11	45.5%	1/2			0/3	3/5	1/1								
13	McCORMACK Alicia		7/12	58.3%	4/6			2/4	1/2									
Totals			12/23	52.2%	5/8			2/7	4/7	1/1								

Time Out	1
Exclusions With Substitution	1
Exclusions W/Subst after 4 min.	



RESULTS

比赛成绩 / RÉSULTATS

ITA 11 - 13 NED
(2 : 2, 1 : 3, 3 : 2, 2 : 1) (0 : 0, 0 : 0) (3 : 5)

Water Temperature: 26°C / 79°F

Referees: BOCK Torsten (GER)
ARGYROS Nikolaos (GRE)

TWPC Delegates: FIROIU Niculae
BESTIT Luis

ITA - Italy (White)

Cap No.	Name	Estimated Time Played	Goals/Shots							AS	TF	ST	BL	SP	Personal Fouls								
			Total	%	A	C	X	5m	PS						CA	20C	20F	P	EX				
*1	GIGLI Elena	38:00										2											
*2	MICELI Martina	38:00	2/4	50.0%				0/1	1/2	1/1					1	3			1				
*3	CASANOVA Elisa	30:57	1/3	33.3%	0/2	1/1									9		1						
4	BOSURGI Silvia	30:19	2/5	40.0%		0/1		0/2	1/1	1/1								1	1				
5	VALKAI Erzsebet	15:17	1/5	20.0%			0/1	0/2	1/2						1	1			1				
*6	ZANCHI Manuela	38:00	4/8	50.0%	2/3		1/1	0/3		1/1					2	1	4	5	0/4				
*7	di MARIO Tania	18:52	0/2	0.0%			0/1	0/1							1	1	1	1	1/2				
*8	RAGUSA Cinzia	27:03	0/1	0.0%				0/1									1	1					
9	PAVAN Francesca																						
10	ROCCO Federica	0:49																		1			
*11	MUSUMECI Maddalena	27:09	0/2	0.0%			0/2								1	1	2			1			
12	FRASSINETTI Teresa	1:34	1/1	100.0%						1/1													
13	BRANCATI Chiara																						
Totals			11/31	35.5%	2/5	1/2	1/6	1/11	4/5	2/2					5	17	10	8	1/6	8	3	1	2

Cap No.	Goalkeepers	Saves/Shots							AS	TF	ST	BL	SP	Personal Fouls										
		Total	%	A	C	X	5m	PS						CA	20C	20F	P	EX						
*1	GIGLI Elena	12/25	48.0%	5/8	1/2	1/2	5/7	0/6																
13	BRANCATI Chiara																							
Totals		12/25	48.0%	5/8	1/2	1/2	5/7	0/6																

Time Out		3
Exclusions With Substitution		2
Exclusions W/Subst after 4 min.		

NED - Netherlands (Blue)

Cap No.	Name	Estimated Time Played	Goals/Shots							AS	TF	ST	BL	SP	Personal Fouls								
			Total	%	A	C	X	5m	PS						CA	20C	20F	P	EX				
*1	van der MEIJDEN Ilse	38:00	0/1	0.0%				0/1															
*2	SMIT Yasemin	28:26	2/5	40.0%	0/2			1/2	1/1						3		2			2			
*3	CABOUT Mieke	37:06	4/15	26.7%	2/7	1/1	0/3	0/3	1/1							3				1	1		
4	HAKHVERDIAN Biurakn	2:39													1								
5	van den HAM Marieke	22:09	1/4	25.0%	0/2			0/1	1/1						2					1			
*6	de BRUIJN Danielle	35:56	3/6	50.0%	0/1			1/3	2/2						1	1	1	1	5/6	2			
*7	van BELKUM Iefke	38:00	2/10	20.0%	0/1	0/3	1/2	0/3	1/1						1	2				1			
8	KLEIN Noeki																						
*9	van den BERG Gillian	25:54	1/2	50.0%	1/2										1								
10	SIJBRING Alette	14:27	0/1	0.0%				0/1												1	1	1	S
*11	GUICHELAAR Rianne	18:22	0/1	0.0%	0/1										3	1				2			
12	KOOT Simone	5:01															1						
13	de NOOY Meike																						
Totals			13/45	28.9%	3/16	1/4	1/5	2/14	6/6						1	14	7	3	5/6	9	3	1	1

Cap No.	Goalkeepers	Saves/Shots							AS	TF	ST	BL	SP	Personal Fouls									
		Total	%	A	C	X	5m	PS						CA	20C	20F	P	EX					
*1	van der MEIJDEN Ilse	6/17	35.3%	1/3	0/1	1/2	3/4	1/5	0/2														
13	de NOOY Meike																						
Totals		6/17	35.3%	1/3	0/1	1/2	3/4	1/5	0/2														

Time Out		3
Exclusions With Substitution		1
Exclusions W/Subst after 4 min.		



RESULTS

比赛成绩 / RÉSULTATS

ITA 11 - 13 NED
(2 : 2, 1 : 3, 3 : 2, 2 : 1) (0 : 0, 0 : 0) (3 : 5)

Water Temperature: 26°C / 79°F

Referees: BOCK Torsten (GER)
ARGYROS Nikolaos (GRE)

TWPC Delegates: FIROIU Niculae
BESTIT Luis

Penalty Shoot Out

Team: ITA - Italy
Goalkeeper: GIGLI Elena

Team: NED - Netherlands
Goalkeeper: van der MEIJDEN Ilse

Cap No.	Player	Goals	Total
5	VALKAI Erzsebet	Saved	0 - 1
4	BOSURGI Silvia	Goal	1 - 2
12	FRASSINETTI Teresa	Goal	2 - 3
2	MICELI Martina	Goal	3 - 4

Cap No.	Player	Goals	Total
5	van den HAM Marieke	Goal	0 - 1
6	de BRUIJN Danielle	Goal	0 - 2
7	van BELKUM Iefke	Goal	1 - 3
3	CABOUT Mieke	Goal	2 - 4
2	SMIT Yasemin	Goal	3 - 5

Period	ITA - Italy													NED - Netherlands														
	Possession		EX	Goals (G) / Misses (M)										CT	Possession		EX	Goals (G) / Misses (M)										CT
				X		A		FT		5m		PS						X		A		FT		5m		PS		
	#	Time	G	M	G	M	G	M	G	M	G	M	G	M	#	Time	G	M	G	M	G	M	G	M				
Quarter 1	10	3:26		1			1			1	3			11	4:34	1	1	1	4				1					
Quarter 2	9	3:02		0	2	1					3			1	13	4:58	0	2	2	5				1	1	2		
Quarter 3	10	3:16	1	0	1	3			1					12	4:44			1				1	5		1			
Quarter 4	10	3:18		0	1	1	2				1	1		10	4:42	1			3		1	1	3					
Extra time 1	3	1:32		0	1						1			4	1:28				1				1					
Extra time 2	2	1:06	1				1							4	1:54	0	1		3									
PSO	4										3	1		5										5				
Total	48	15:40	2	1	5	5	4		1	1	9	4	1	1	59	22:20	1	1	4	4	16		1	2	11	6	3	

Match ITA - NED													
Possession		EX	Goals (G) / Misses (M)										CT
			X		A		FT		5m		PS		
#	Time	G	M	G	M	G	M	G	M	G	M	G	M
107	38:00	3	2	9	9	20		2	3	20	10	1	4

Legend:			
#	Number of possessions	*	Starting line-up
20F	20 seconds exclusion in the field		
BL	Blocked shot	C	Centre shot
EX	Exclusion (S - with substitution, N - with substitution after 4 min.)		
M	Misses	P	Penalty
ST	Steals	TF	Turnover foul
		20C	20 seconds exclusion in the centre forward position
		5m	5 metre shot
		CA	Counter attack
		CT	Corner throw
		FT	Free throw
		PS	Penalty shot
		PSO	Penalty shoot out
		TWPC	Technical Water Polo Committee
		AS	Assist
		G	Goals
		SP	Sprint (won/sprints)
		X	Extra player shot



YINGDONG NATATORIUM
英东游泳馆
PISCINE DE YINGDONG

TUE 星期二 MAR
19 AUG 2008
14:20

WATER POLO
水球 / WATER-POLO

WOMEN
女子项目 / FEMMES

SEMIFINAL ROUND - MATCH 17
半决赛 - 第17场 / TOUR DEMI-FINAL - MATCH 17



RESULTS

比赛成绩 / RÉSULTATS

USA 9 - 8 AUS
(2 : 2, 2 : 2, 4 : 1, 1 : 3)

Water Temperature: 26°C / 79°F

Referees: MARGETA Boris (SLO)
CAPUTI Massimiliano (ITA)

TWPC Delegates: BESTIT Luis
MARTINEZ Eugenio

USA - United States (White)

Cap No.	Name	Estimated Time Played	Goals/Shots							AS	TF	ST	BL	SP	Personal Fouls						
			Total	%	A	C	X	5m	PS						CA	20C	20F	P	EX		
*1	ARMSTRONG Elizabeth	32:00																			
*2	PETRI Heather	12:45								1	2			2/3		1					
3	HAYES Brittany	15:24	2/3	66.7%	1/2			1/1				1	1								
*4	VILLA Brenda	32:00	3/5	60.0%	1/1			1/1	0/1	1/1	0/1			2	1	2					
*5	WENGER Lauren	18:14	0/3	0.0%	0/1						0/2			1	1	1		1	1		
*6	GOLDA Natalie	15:27	1/3	33.3%					1/2	0/1				1	1				1		
7	CARDENAS Patty	7:16	0/1	0.0%				0/1													
8	STEFFENS Jessica	14:03	1/2	50.0%	0/1	1/1						1	1								
*9	WINDES Elsie	23:19	0/2	0.0%	0/2								1	0/1		1	1				
10	GREGORKA Alison	22:32	1/3	33.3%	1/3							1	2								
*11	van NORMAN Moriah	15:35	0/3	0.0%	0/3							4						1			
12	CRAIG Kami	15:25	1/3	33.3%	1/3							3	1					1			
13	HIPP Jaime																				
Totals			9/28	32.1%	4/16	1/1	2/3	1/5	1/2	0/1		4	15	1	9	2/4	4	4			
Cap No.	Goalkeepers	Estimated Time Played	Saves/Shots							AS	TF	ST	BL	SP	Personal Fouls						
			Total	%	A	C	X	5m	PS						CA	20C	20F	P	EX		
*1	ARMSTRONG Elizabeth		8/16	50.0%	6/8				1/7	1/1											
13	HIPP Jaime																				
Totals			8/16	50.0%	6/8				1/7	1/1											

Time Out	2
Exclusions With Substitution	
Exclusions W/Subst after 4 min.	

AUS - Australia (Blue)

Cap No.	Name	Estimated Time Played	Goals/Shots							AS	TF	ST	BL	SP	Personal Fouls							
			Total	%	A	C	X	5m	PS						CA	20C	20F	P	EX			
1	KNOX Emma																					
*2	BEADSWORTH Gemma	23:06	1/4	25.0%	0/1			1/3				2				2	1		S			
*3	CUFFE Nikita	23:30	0/2	0.0%		0/1		0/1			1	2				1	1					
*4	RIPPON Rebecca	30:48	2/7	28.6%	1/3			1/4				1										
5	FRASER Suzie	1:12									1											
*6	KNOX Bronwen	22:19	1/6	16.7%	0/2			0/1	1/3				1			1		1				
7	GOFERS Taniele	19:57									2					1						
*8	GYNTHER Kate	30:06	3/9	33.3%	1/5			2/4				2	2	2/4								
9	SANTOROMITO Jenna	2:15																				
10	SANTOROMITO Mia	1:40																1				
*11	RIPPON Melissa	32:00	1/6	16.7%	0/2			1/3		0/1	2		1	1								
12	HETZEL Amy	5:07																				
*13	MCCORMACK Alicia	32:00											1									
Totals			8/34	23.5%	2/13	0/1	0/1	6/18	0/1		2	6	8	1	2/4	5	2	2	1			
Cap No.	Goalkeepers	Estimated Time Played	Saves/Shots							AS	TF	ST	BL	SP	Personal Fouls							
			Total	%	A	C	X	5m	PS						CA	20C	20F	P	EX			
1	KNOX Emma																					
*13	MCCORMACK Alicia		15/24	62.5%	9/13	0/1	1/3	4/5	1/2													
Totals			15/24	62.5%	9/13	0/1	1/3	4/5	1/2													

Time Out	2
Exclusions With Substitution	1
Exclusions W/Subst after 4 min.	



YINGDONG NATATORIUM
英东游泳馆
PISCINE DE YINGDONG

TUE 星期二 MAR
19 AUG 2008
14:20

WATER POLO
水球 / WATER-POLO

WOMEN
女子项目 / FEMMES

SEMIFINAL ROUND - MATCH 17
半决赛 - 第17场 / TOUR DEMI-FINAL - MATCH 17



RESULTS

比赛成绩 / RÉSULTATS

USA 9 - 8 AUS
(2 : 2, 2 : 2, 4 : 1, 1 : 3)

Water Temperature: 26°C / 79°F

Referees: MARGETA Boris (SLO)
CAPUTI Massimiliano (ITA)

TWPC Delegates: BESTIT Luis
MARTINEZ Eugenio

Period	USA - United States													AUS - Australia														
	Possession		EX	Goals (G) / Misses (M)										CT	Possession		EX	Goals (G) / Misses (M)										CT
	#	Time		X		A		FT		5m		PS			#	Time		X		A		FT		5m		PS		
				G	M	G	M	G	M	G	M	G	M					G	M	G	M	G	M	G	M	G	M	
Quarter 1	10	3:46		0	1	1	4		1	1					11	4:14				2			2	3				
Quarter 2	11	4:22				1	2					3	1		9	3:38			1	4			1	2				
Quarter 3	11	3:58		1		3	4							2	10	4:02		0	1		3			1	5			
Quarter 4	11	4:22		1			3						1	1	10	3:38	1			1	4			2	2			
Total	43	16:28		2	1	5	13		1	1	3	1	1	4	40	15:32	1	0	1	2	13		6	12				

Match USA - AUS														
Possession		EX	Goals (G) / Misses (M)										CT	
#	Time		X		A		FT		5m		PS			
			G	M	G	M	G	M	G	M	G	M		
83	32:00	1	2	2	7	26		1	7	15	1	1	4	

Legend:			
#	Number of possessions	*	Starting line-up
20F	20 seconds exclusion in the field		
BL	Blocked shot	C	Centre shot
EX	Exclusion (S - with substitution, N - with substitution after 4 min.)		
M	Misses	P	Penalty
TF	Turnover foul	TWPC	Technical Water Polo Committee
20C	20 seconds exclusion in the centre forward position		
5m	5 metre shot	A	Action shot
CA	Counter attack	CT	Corner throw
		FT	Free throw
		SP	Sprint (won/sprints)
		X	Extra player shot
		AS	Assist
		G	Goals
		ST	Steals



YINGDONG NATATORIUM
英东游泳馆
PISCINE DE YINGDONG

TUE 星期二 MAR
19 AUG 2008
15:40

WATER POLO
水球 / WATER-POLO

WOMEN
女子项目 / FEMMES

SEMIFINAL ROUND - MATCH 18
半决赛 - 第18场 / TOUR DEMI-FINAL - MATCH 18



RESULTS

比赛成绩 / RÉSULTATS

HUN 7 - 8 NED
(2 : 1, 1 : 3, 3 : 3, 1 : 1)

Water Temperature: 26°C / 79°F

Referees: BRGULJAN Mario (MNE)
ANTSIFEROV Sergey (RUS)

TWPC Delegates: DIATHESOPOULOS Dimitrios
FRADY William Ensign

HUN - Hungary (White)

Cap No.	Name	Estimated Time Played	Goals/Shots							AS	TF	ST	BL	SP	Personal Fouls				
			Total	%	A	C	X	5m	PS						CA	20C	20F	P	EX
*1	HORVATH Patricia	22:20																	
*2	SZREMKO Krisztina	19:58	0/1	0.0%	0/1						6						2		
3	GYORE Anett Timea	3:35									1		1				1		
4	KISTELEKI Dora Agnes	10:58	0/1	0.0%	0/1						1		3				1		
*5	STIEBER Mercedes	28:03									3	1	3				1		
*6	TAKACS Orsolya	13:27									2								
*7	DRAVUCZ Rita	25:55	2/6	33.3%	0/1			1/1	1/4		1	1					1		
8	ZANTLEITNER Krisztina	14:46									1								
9	BRAVIK Fruzsina	10:23	0/1	0.0%	0/1						1								
*10	PELLE Aniko	28:42	3/4	75.0%	1/1			1/1	1/2		2	1	1				1	1	
*11	VALKAI Agnes	20:03	0/1	0.0%	0/1						1					2/4			
12	PRIMASZ Agnes	16:10	2/4	50.0%	1/1			0/1	1/2		1	1	1						
13	ZIRIGHNE SOS Ildiko	9:40																	
Totals			7/18	38.9%	2/7			2/3	3/8		5	19	5	5	2/4		6	2	
Cap No.	Goalkeepers	Estimated Time Played	Saves/Shots							AS	TF	ST	BL	SP	Personal Fouls				
			Total	%	A	C	X	5m	PS						CA	20C	20F	P	EX
*1	HORVATH Patricia		3/9	33.3%	1/1			0/3	2/5										
13	ZIRIGHNE SOS Ildiko		2/4	50.0%	1/1			0/2	1/1										
Totals			5/13	38.5%	2/2			0/5	3/6										

Time Out	1
Exclusions With Substitution	
Exclusions W/Subst after 4 min.	

NED - Netherlands (Blue)

Cap No.	Name	Estimated Time Played	Goals/Shots							AS	TF	ST	BL	SP	Personal Fouls				
			Total	%	A	C	X	5m	PS						CA	20C	20F	P	EX
*1	van der MEIJDEN Ilse	32:00																	
*2	SMIT Yasemin	27:12										5	2				2		
*3	CABOUT Mieke	25:48	1/3	33.3%				1/3			1	1	3				1		
4	HAKHVERDIAN Biurakn	1:47																	
5	van den HAM Marieke	14:57	3/4	75.0%			2/2	1/2			1	2					2		
*6	de BRUIJN Danielle	27:07	0/4	0.0%	0/1			0/1	0/2		1	1		2/4			1	1	
*7	van BELKUM Iefke	32:00	3/6	50.0%			2/2	1/4			3		2						
8	KLEIN Noeki																		
*9	van den BERG Gillian	24:15	0/1	0.0%	0/1								1						
10	SIJBRING Alette	16:08	1/2	50.0%			1/1	0/1			1						1		
*11	GUICHELAAR Rianne	15:01	0/3	0.0%				0/3					2						
12	KOOT Simone	7:45									1								
13	de NOOY Meike																		
Totals			8/23	34.8%	0/2			5/6	3/15		1	16	11	2	2/4		5	3	
Cap No.	Goalkeepers	Estimated Time Played	Saves/Shots							AS	TF	ST	BL	SP	Personal Fouls				
			Total	%	A	C	X	5m	PS						CA	20C	20F	P	EX
*1	van der MEIJDEN Ilse		7/14	50.0%	4/6			0/2	3/6										
13	de NOOY Meike																		
Totals			7/14	50.0%	4/6			0/2	3/6										

Time Out	2
Exclusions With Substitution	
Exclusions W/Subst after 4 min.	



YINGDONG NATATORIUM
英东游泳馆
PISCINE DE YINGDONG

TUE 星期二 MAR
19 AUG 2008
15:40

WATER POLO
水球 / WATER-POLO

WOMEN
女子项目 / FEMMES

SEMIFINAL ROUND - MATCH 18
半决赛 - 第18场 / TOUR DEMI-FINAL - MATCH 18



RESULTS

比赛成绩 / RÉSULTATS

HUN 7 - 8 NED
(2 : 1, 1 : 3, 3 : 3, 1 : 1)

Water Temperature: 26°C / 79°F

Referees: BRGULJAN Mario (MNE)
ANTSIFEROV Sergey (RUS)

TWPC Delegates: DIATHESOPOULOS Dimitrios
FRADY William Ensign

Period	HUN - Hungary												NED - Netherlands																									
	Possession		EX	Goals (G) / Misses (M)										CT	Possession		EX	Goals (G) / Misses (M)										CT										
				X		A		FT		5m		PS						X		A		FT		5m		PS												
	#	Time		G	M	G	M	G	M	G	M	G	M		G	M		G	M	G	M	G	M	G	M	#	Time		G	M	G	M	G	M	G	M		
Quarter 1	10	4:13		0	1	1							1	1										10	3:47		1						1	2				
Quarter 2	10	4:07		1			2		2															10	3:53		1	1			1		1	3				
Quarter 3	9	3:49				1	3					2												10	4:11		2			1			1	2				1
Quarter 4	8	3:10		1								2												9	4:50		1			1		3		1				1
Total	37	15:19		2	1	2	5		2	3	3													39	16:41		5	1		2	1	4	2	8			2	

Match HUN - NED																
Possession		EX	Goals (G) / Misses (M)										CT			
			X		A		FT		5m		PS					
#	Time		G	M	G	M	G	M	G	M	G	M		G	M	
76	32:00		7	2	2	7	1	6	5	11				2		

Legend:			
#	Number of possessions	*	Starting line-up
20F	20 seconds exclusion in the field		
BL	Blocked shot	C	Centre shot
EX	Exclusion (S - with substitution, N - with substitution after 4 min.)		
M	Misses	P	Penalty
TF	Turnover foul	TWPC	Technical Water Polo Committee
20C	20 seconds exclusion in the centre forward position		
5m	5 metre shot	A	Action shot
CA	Counter attack	CT	Corner throw
		FT	Free throw
		SP	Sprint (won/sprints)
		X	Extra player shot
		AS	Assist
		G	Goals
		ST	Steals



YINGDONG NATATORIUM
英东游泳馆
PISCINE DE YINGDONG

TUE 星期二 MAR
19 AUG 2008
13:00

WATER POLO
水球 / WATER-POLO

WOMEN
女子项目 / FEMMES

CLASSIFICATION 5TH-6TH PLACE - MATCH 16
名次赛5-6名 - 第16场 / CLASSEMENT PLACES 5-6 - MATCH 16



RESULTS

比赛成绩 / RÉSULTATS

CHN 10 - 7 ITA
(3 : 1, 2 : 3, 1 : 3, 4 : 0)

Water Temperature: 26°C / 79°F

Referees: TULGA Ahmet Erhan (TUR)
TURCOTTE Gaetan (CAN)

TWPC Delegates: TAN Eng Bock
FIROIU Niculae

CHN - China (White)

Cap No.	Name	Estimated Time Played	Goals/Shots							AS	TF	ST	BL	SP	Personal Fouls			
			Total	%	A	C	X	5m	PS						CA	20C	20F	P
*1	YANG Jun	32:00																
*2	TENG Fei	27:57	1/4	25.0%	1/3			0/1				2						
3	LIU Ping	16:33	1/2	50.0%	0/1			1/1		1	1	2				1	1	
*4	SUN Yujun	32:00	0/4	0.0%	0/2			0/2			1		1			1		
5	HE Jin	18:08									3							
*6	SUN Yating	14:06									2							
7	WANG Ying																	
8	GAO Ao	18:46	4/6	66.7%	1/3				3/3			1						
*9	WANG Yi	16:04	1/4	25.0%	1/3			0/1		1				4/4				
*10	MA Huanhuan	22:35	1/4	25.0%	0/2			1/1	0/1	1	1					2		
*11	SUN Huizi	21:06	2/4	50.0%	1/2				1/2		1					1	S	
12	QIAO Leiyang	4:45										1						
13	TAN Ying																	
Totals			10/28	35.7%	4/16		1/2	2/7	3/3	3	12	6	1	4/4	5	1	1	
Cap No.	Goalkeepers	Saves/Shots							Time Out		Exclusions With Substitution		Exclusions W/Subst after 4 min.					
		Total	%	A	C	X	5m	PS	CA									
*1	YANG Jun	10/17	58.8%	1/4	1/1	3/4	4/7	1/1						1				
13	TAN Ying																	
Totals		10/17	58.8%	1/4	1/1	3/4	4/7	1/1										

ITA - Italy (Blue)

Cap No.	Name	Estimated Time Played	Goals/Shots							AS	TF	ST	BL	SP	Personal Fouls			
			Total	%	A	C	X	5m	PS						CA	20C	20F	P
1	GIGLI Elena																	
*2	MICELI Martina	32:00	1/4	25.0%				1/4		1		1					1	
*3	CASANOVA Elisa	4:20									1		1					
*4	BOSURGI Silvia	27:31	0/1	0.0%	0/1								1			1		
5	VALKAI Erzsebet	17:47	1/3	33.3%	1/2	0/1					1	1						
*6	ZANCHI Manuela	29:06	2/2	100.0%	1/1			1/1			2		2	0/2	2	1	S	
*7	di MARIO Tania	29:23	3/10	30.0%	1/2			1/3	1/4	0/1	1	4		0/2				
8	RAGUSA Cinzia	15:41	0/2	0.0%		0/1		0/1					1			2		
9	PAVAN Francesca																	
10	ROCCO Federica	8:26									1							
11	MUSUMECI Maddalena	16:08	0/2	0.0%		0/1	0/1				2					1		
*12	FRASSINETTI Teresa	11:38									3					2		
*13	BRANCATI Chiara	32:00											1					
Totals			7/24	29.2%	3/6	0/3	1/4	3/10	0/1	2	15	3	5	0/4	6	1	3	1
Cap No.	Goalkeepers	Saves/Shots							Time Out		Exclusions With Substitution		Exclusions W/Subst after 4 min.					
		Total	%	A	C	X	5m	PS	CA									
1	GIGLI Elena																	
*13	BRANCATI Chiara	10/20	50.0%	6/10		0/1	4/6	0/3									1	
Totals		10/20	50.0%	6/10		0/1	4/6	0/3										



YINGDONG NATATORIUM
英东游泳馆
PISCINE DE YINGDONG

TUE 星期二 MAR
19 AUG 2008
13:00

WATER POLO
水球 / WATER-POLO

WOMEN
女子项目 / FEMMES

CLASSIFICATION 5TH-6TH PLACE - MATCH 16
名次赛5-6名 - 第16场 / CLASSEMENT PLACES 5-6 - MATCH 16



RESULTS

比赛成绩 / RÉSULTATS

CHN 10 - 7 ITA
(3 : 1, 2 : 3, 1 : 3, 4 : 0)

Water Temperature: 26°C / 79°F

Referees: TULGA Ahmet Erhan (TUR)
TURCOTTE Gaetan (CAN)

TWPC Delegates: TAN Eng Bock
FIROIU Niculae

Period	CHN - China													ITA - Italy														
	Possession		EX	Goals (G) / Misses (M)										CT	Possession		EX	Goals (G) / Misses (M)										CT
	#	Time		X		A		FT		5m		PS			#	Time		X		A		FT		5m		PS		
				G	M	G	M	G	M	G	M	G	M					G	M	G	M	G	M	G	M	G	M	
Quarter 1	9	4:04		0	1	1	1			1	1	1		10	3:56		0	1	1					2			1	
Quarter 2	11	4:37				1	5			1	2			10	3:23				1	1			2	2				
Quarter 3	10	3:51				1	5				1			9	4:09		1	1	1	2			1	1				
Quarter 4	10	4:51	1	1	1	1	1				1	2		10	3:09	1	0	1		3			2		1	1		
Total	40	17:23	1	1	1	4	12			2	5	3		39	14:37	1	1	3	3	6			3	7	1	1		

Match CHN - ITA														
Possession		EX	Goals (G) / Misses (M)										CT	
#	Time		X		A		FT		5m		PS			
			G	M	G	M	G	M	G	M	G	M		
79	32:00	2	2	4	7	18			5	12	3	1	1	

Legend:			
#	Number of possessions	*	Starting line-up
20F	20 seconds exclusion in the field		
BL	Blocked shot	C	Centre shot
EX	Exclusion (S - with substitution, N - with substitution after 4 min.)		
M	Misses	P	Penalty
TF	Turnover foul	TWPC	Technical Water Polo Committee
20C	20 seconds exclusion in the centre forward position		
5m	5 metre shot	A	Action shot
CA	Counter attack	CT	Corner throw
		FT	Free throw
		SP	Sprint (won/sprints)
		X	Extra player shot
AS	Assist	G	Goals
		ST	Steals



YINGDONG NATATORIUM
英东游泳馆
PISCINE DE YINGDONG

THU 星期四 JEU
21 AUG 2008
17:00

WATER POLO
水球 / WATER-POLO

WOMEN
女子项目 / FEMMES

BRONZE MEDAL MATCH - MATCH 19
3-4名决赛 - 第19场 / MATCH DE BRONZE - MATCH 19



RESULTS

比赛成绩 / RÉSULTATS

AUS 12 - 11 HUN
(2 : 2, 1 : 3, 3 : 1, 1 : 1) (2 : 1, 0 : 1) (3 : 2)

Water Temperature: 26°C / 79°F

Referees: ANTSIFEROV Sergey (RUS)
RAK Miladen (CRO)

TWPC Delegates: BROCHERO Monica
FIROIU Niculae

AUS - Australia (White)

Cap No.	Name	Estimated Time Played	Goals/Shots							AS	TF	ST	BL	SP	Personal Fouls				
			Total	%	A	C	X	5m	PS						CA	20C	20F	P	EX
*1	KNOX Emma	38:00									1		1						
*2	BEADSWORTH Gemma	34:04	1/8	12.5%			0/2	1/5	0/1			4	2	1			1		
3	CUFFE Nikita	19:23	0/5	0.0%	0/1		0/1	0/2	0/1			4				1	1		
*4	RIPPON Rebecca	35:10	1/4	25.0%			1/1	0/3			1	2							
*5	FRASER Suzie	16:10	2/4	50.0%	1/1		1/2	0/1				3							
6	KNOX Bronwen	21:51	3/5	60.0%	0/1		1/1	0/1	2/2			2	1	1		2			
*7	GOFERS Taniele	13:48	0/1	0.0%				0/1				4					1		
*8	GYNTHER Kate	33:07	3/9	33.3%	1/4		0/1	0/2	1/1	1/1	1		1	1	6/6		2		
9	SANTOROMITO Jenna	3:49										1							
10	SANTOROMITO Mia	4:33	1/4	25.0%				0/3	1/1								1		
*11	RIPPON Melissa	35:38	1/3	33.3%	0/1		1/1	0/1			1		1	2			1		
12	HETZEL Amy	10:27															1		
13	McCORMACK Alicia																		
Totals			12/43	27.9%	2/8		4/9	1/19	4/6	1/1	4	18	8	5	6/6	5	6		

Cap No.	Goalkeepers	Saves/Shots							
		Total	%	A	C	X	5m	PS	CA
*1	KNOX Emma	3/14	21.4%	1/5		0/2	0/3	2/4	
13	McCORMACK Alicia								
Totals		3/14	21.4%	1/5		0/2	0/3	2/4	

Time Out	3
Exclusions With Substitution	
Exclusions W/Subst after 4 min.	

HUN - Hungary (Blue)

Cap No.	Name	Estimated Time Played	Goals/Shots							AS	TF	ST	BL	SP	Personal Fouls				
			Total	%	A	C	X	5m	PS						CA	20C	20F	P	EX
*1	HORVATH Patricia	38:00										2							
*2	SZREMKO Krisztina	13:07	0/2	0.0%	0/1	0/1					1					3		S	
3	GYORE Anett Timea	7:35	0/3	0.0%	0/1			0/1	0/1										
4	KISTELEKI Dora Agnes	16:09	4/7	57.1%	2/3		1/1	0/1	1/1	0/1				0/2		1			
*5	STIEBER Mercedes	29:15	0/2	0.0%				0/1	0/1				1				1		
6	TAKACS Orsolya	22:22										2							
*7	DRAVUCZ Rita	26:21	2/3	66.7%				2/2	0/1		1	4		1		1	1		
*8	ZANTLEITNER Krisztina	24:47	1/1	100.0%	1/1							2		1					
9	BRAVIK Fruzsina	14:42										3	1			1			
*10	PELLE Aniko	35:11	1/2	50.0%				0/1	1/1			2		1	0/1	1	1		
*11	VALKAI Agnes	18:45	3/4	75.0%	1/2		1/1	1/1			1	2	1	2	0/3	2	1	S	
12	PRIMASZ Agnes	19:46	0/4	0.0%				0/2	0/2				3			1	2	S	
13	ZIRIGHNE SOS Ildiko																		
Totals			11/28	39.3%	4/8	0/1	2/4	3/9	2/5	0/1	3	19	7	6	0/6	9	6	1	3

Cap No.	Goalkeepers	Saves/Shots							
		Total	%	A	C	X	5m	PS	CA
*1	HORVATH Patricia	12/24	50.0%	2/4		2/6	6/7	2/6	0/1
13	ZIRIGHNE SOS Ildiko								
Totals		12/24	50.0%	2/4		2/6	6/7	2/6	0/1

Time Out	3
Exclusions With Substitution	3
Exclusions W/Subst after 4 min.	



RESULTS

比赛成绩 / RÉSULTATS

AUS 12 - 11 HUN
(2 : 2, 1 : 3, 3 : 1, 1 : 1) (2 : 1, 0 : 1) (3 : 2)

Water Temperature: 26°C / 79°F

Referees: ANTSIFEROV Sergey (RUS)
RAK Mladen (CRO)

TWPC Delegates: BROCHERO Monica
FIROIU Niculae

Penalty Shoot Out

Team: AUS - Australia
Goalkeeper: KNOX Emma

Team: HUN - Hungary
Goalkeeper: HORVATH Patricia

Cap No.	Player	Goals	Total
3	CUFFE Nikita	Saved	0 - 0
2	BEADSWORTH Gemma	Saved	0 - 0
6	KNOX Bronwen	Goal	1 - 1
8	GYNTHER Kate	Goal	2 - 1
10	SANTOROMITO Mia	Goal	3 - 2

Cap No.	Player	Goals	Total
3	GYORE Anett Timea	Post	0 - 0
4	KISTELEKI Dora Agnes	Goal	0 - 1
5	STIEBER Mercedes	Saved	1 - 1
10	PELLE Aniko	Goal	2 - 2
7	DRAVUCZ Rita	Saved	3 - 2

Period	AUS - Australia												HUN - Hungary															
	Possession		EX	Goals (G) / Misses (M)										CT	Possession		EX	Goals (G) / Misses (M)										CT
	#	Time		X	A	FT	5m	PS	G	M	G	M	G		M	G		M	G	M	G	M						
Quarter 1	11	3:33		0	1	1	1			1	2				9	4:27				2	2					1		
Quarter 2	13	4:12		0	2		2				4	1		1	9	3:48		1		1	1				1	1		
Quarter 3	11	3:55		1		2			3		1				10	4:05		0	1		2				1	2		
Quarter 4	13	4:49		1	1		2		1		3			2	8	3:11	1			1	1				1			
Extra time 1	4	1:51		2							2				3	1:09	1			1				1				
Extra time 2	4	1:31		0	1		1				2				3	1:29	1	1	1									
PSO	5											3	2		5											2	3	
Total	61	19:51		4	5	3	6		4	1	14	4	2	3	47	18:09	3	2	2	4	6	1	1	2	5	2	3	

Match AUS - HUN													
Possession		EX	Goals (G) / Misses (M)										CT
#	Time		X	A	FT	5m	PS	G	M	G	M	G	
108	38:00	3	6	7	7	12	1	5	3	19	6	5	3

Legend:			
#	Number of possessions	*	Starting line-up
20F	20 seconds exclusion in the field		
BL	Blocked shot	C	Centre shot
EX	Exclusion (S - with substitution, N - with substitution after 4 min.)		
M	Misses	P	Penalty
ST	Steals	TF	Turnover foul
20C	20 seconds exclusion in the centre forward position	AS	Assist
5m	5 metre shot	A	Action shot
CA	Counter attack	CT	Corner throw
		FT	Free throw
		PS	Penalty shot
		PSO	Penalty shoot out
		TWPC	Technical Water Polo Committee
		G	Goals
		SP	Sprint (won/sprints)
		X	Extra player shot



RESULTS

比赛成绩 / RÉSULTATS

USA 8 - 9 NED
(2 : 4, 3 : 1, 1 : 2, 2 : 2)

Water Temperature: 26°C / 79°F

Referees: KISZELLY Gabor (HUN)
CAPUTI Massimiliano (ITA)

TWPC Delegates: EL ALLAM Farid
SHARONOV Evgeny

USA - United States (White)

Cap No.	Name	Estimated Time Played	Goals/Shots							AS	TF	ST	BL	SP	Personal Fouls				
			Total	%	A	C	X	5m	PS						CA	20C	20F	P	EX
*1	ARMSTRONG Elizabeth	32:00											2						
*2	PETRI Heather	7:59	0/1	0.0%	0/1									2/3	2				
3	HAYES Brittany	25:03	1/5	20.0%	1/2			0/3			3								
*4	VILLA Brenda	32:00	1/4	25.0%	0/2			1/2				1			2				
*5	WENGER Lauren	6:15	0/1	0.0%				0/1											
*6	GOLDA Natalie	30:26	1/5	20.0%	0/1			1/2	0/2				1						
7	CARDENAS Patty	4:46	0/1	0.0%				0/1											
8	STEFFENS Jessica	21:31	2/3	66.7%	0/1			1/1	1/1		1		1						
*9	WINDES Elsie	11:57	0/3	0.0%	0/2			0/1						0/1	2				
10	GREGORKA Alison	20:22	1/4	25.0%	0/3			1/1			1	2	1		1				
*11	van NORMAN Moriah	16:21	1/1	100.0%	1/1							3	1						
12	CRAIG Kami	15:20	1/2	50.0%		0/1		1/1				4							
13	HIPP Jaime																		
Totals			8/30	26.7%	2/13	0/1	4/6	2/10			5	11	4	2	2/4	7			
Cap No.	Goalkeepers	Estimated Time Played	Saves/Shots							AS	TF	ST	BL	SP	Personal Fouls				
			Total	%	A	C	X	5m	PS						CA	20C	20F	P	EX
*1	ARMSTRONG Elizabeth		14/23	60.9%	4/7	0/1	3/6	7/9											
13	HIPP Jaime																		
Totals			14/23	60.9%	4/7	0/1	3/6	7/9											

Time Out	1
Exclusions With Substitution	
Exclusions W/Subst after 4 min.	

NED - Netherlands (Blue)

Cap No.	Name	Estimated Time Played	Goals/Shots							AS	TF	ST	BL	SP	Personal Fouls				
			Total	%	A	C	X	5m	PS						CA	20C	20F	P	EX
*1	van der MEIJDEN Ilse	32:00											1						
*2	SMIT Yasemin	14:52									3		1			2			
*3	CABOUT Mieke	32:00	0/6	0.0%			0/2	0/4				3		2					
4	HAKHVERDIAN Biurakn	3:51											1						
5	van den HAM Marieke	19:44	1/2	50.0%	0/1			1/1					1		1				
*6	de BRUIJN Danielle	30:18	7/8	87.5%	3/3			2/2	2/3			1	1	2/4	1				
*7	van BELKUM Iefke	32:00	1/6	16.7%	0/1	1/2		0/3				3	2	1					
8	KLEIN Noeki	1:50										1							
*9	van den BERG Gillian	20:47	0/2	0.0%	0/1			0/1				1							
10	SIJBRING Alette	17:34	0/3	0.0%				0/3						1		2			
*11	GUICHELAAR Rianne	14:17	0/3	0.0%	0/1			0/2											
12	KOOT Simone	4:47	0/1	0.0%				0/1				1							
13	de NOOY Meike																		
Totals			9/31	29.0%	3/7	1/2	3/7	2/15			3	14	6	5	2/4	5	1		
Cap No.	Goalkeepers	Estimated Time Played	Saves/Shots							AS	TF	ST	BL	SP	Personal Fouls				
			Total	%	A	C	X	5m	PS						CA	20C	20F	P	EX
*1	van der MEIJDEN Ilse		9/17	52.9%	7/9	1/1	0/4	1/3											
13	de NOOY Meike																		
Totals			9/17	52.9%	7/9	1/1	0/4	1/3											

Time Out	1
Exclusions With Substitution	
Exclusions W/Subst after 4 min.	



OVERALL TEAM STATISTICS As of 21 AUG 2008
全队技术统计 / STATISTIQUES GÉNÉRALES D'ÉQUIPE

Preliminary Round

Team	MP	Goals/Shots								AS	TF	ST	BL	SP	Personal Fouls			
		Total	%	A	C	X	5m	PS	CA						20C	20F	P	EX
AUS - Australia	3	25/89	28.1%	7/34	5/19	6/8	3/24	2/2	2/2	6	48	33	10	4/12	22	5	5	4
CHN - China	3	33/95	34.7%	11/28	4/10	7/12	9/42	2/3		5	30	20	4	11/12	13	4	1	1
GRE - Greece	3	16/79	20.3%	2/22	0/3	9/20	0/28	5/6		2	41	15	10	6/12	23	5		2
HUN - Hungary	3	28/77	36.4%	8/23	1/4	8/17	7/28	3/3	1/2	5	45	13	11	8/12	21	1	4	1
ITA - Italy	3	28/80	35.0%	12/27	3/11	4/9	8/31	1/2		5	43	16	11	0/12	12	6		
NED - Netherlands	3	27/89	30.3%	9/24	3/5	8/22	4/34	2/3	1/1	5	43	20	8	6/12	13	9	4	2
RUS - Russian Fed.	3	26/96	27.1%	7/23	2/3	9/17	6/49		2/4	7	42	26	10	5/12	16	2	3	1
USA - United States	3	33/75	44.0%	11/27	3/7	9/10	8/29	2/2		8	50	22	9	8/12	12	9	2	

Final Rounds

Team	MP	Goals/Shots								AS	TF	ST	BL	SP	Personal Fouls			
		Total	%	A	C	X	5m	PS	CA						20C	20F	P	EX
AUS - Australia	3	32/111	28.8%	6/27	2/6	5/12	11/53	6/9	2/4	11	30	21	9	9/14	21	12	2	2
CHN - China	2	21/57	36.8%	7/25		6/10	5/18	3/3	0/1	6	24	10	5	7/8	10		4	2
GRE - Greece	1	6/32	18.8%	1/16	1/4	3/4	1/6	0/1			13	3	2	1/4	6		1	
HUN - Hungary	2	18/46	39.1%	6/15	0/1	4/7	6/17	2/5	0/1	8	38	12	11	2/10	15	8	1	3
ITA - Italy	2	18/55	32.7%	5/11	1/5	2/10	4/21	4/6	2/2	7	32	13	13	1/10	14	4	4	3
NED - Netherlands	3	30/99	30.3%	6/25	2/6	9/18	7/44	6/6		5	44	24	10	9/14	19	7	1	1
RUS - Russian Fed.	1	12/38	31.6%	5/13	1/3	2/8	1/10	1/1	2/3	5	11	7	4	3/4	4	2	1	
USA - United States	2	17/58	29.3%	6/29	1/2	6/9	3/15	1/2	0/1	9	26	5	11	4/8	11	4		

Overall (Preliminary + Final Rounds)

Team	MP	Goals/Shots								AS	TF	ST	BL	SP	Personal Fouls			
		Total	%	A	C	X	5m	PS	CA						20C	20F	P	EX
AUS - Australia	6	57/200	28.5%	13/61	7/25	11/20	14/77	8/11	4/6	17	78	54	19	13/26	43	17	7	6
CHN - China	5	54/152	35.5%	18/53	4/10	13/22	14/60	5/6	0/1	11	54	30	9	18/20	23	4	5	3
GRE - Greece	4	22/111	19.8%	3/38	1/7	12/24	1/34	5/7		2	54	18	12	7/16	29	5	1	2
HUN - Hungary	5	46/123	37.4%	14/38	1/5	12/24	13/45	5/8	1/3	13	83	25	22	10/22	36	9	5	4
ITA - Italy	5	46/135	34.1%	17/38	4/16	6/19	12/52	5/8	2/2	12	75	29	24	1/22	26	10	4	3
NED - Netherlands	6	57/188	30.3%	15/49	5/11	17/40	11/78	8/9	1/1	10	87	44	18	15/26	32	16	5	3
RUS - Russian Fed.	4	38/134	28.4%	12/36	3/6	11/25	7/59	1/1	4/7	12	53	33	14	8/16	20	4	4	1
USA - United States	5	50/133	37.6%	17/56	4/9	15/19	11/44	3/4	0/1	17	76	27	20	12/20	23	13	2	

Legend:																					
20C	20 seconds exclusion in the centre forward position	AS	Assist	20F	20 seconds exclusion in the field	BL	Blocked shot	C	Centre shot	5m	5 metre shot	CA	Counter attack	MP	Matches played	P	Penalty	PS	Penalty shot	SP	Sprint (won/sprints)
A	Action shot	MP	Matches played	X	Extra player shot	PS	Penalty shot														
EX	Exclusion	TF	Turnover foul																		
ST	Steals																				



TEAM STATISTICS As of 21 AUG 2008

球队技术统计 / STATISTIQUES D'ÉQUIPE

Teams ranked by goals scored

Preliminary Round

GOALS and SHOTS

Rank	Team	Matches Played	Goals	Shots	%
1	CHN	3	33	95	34.7%
1	USA	3	33	75	44.0%
3	HUN	3	28	77	36.4%
3	ITA	3	28	80	35.0%
5	NED	3	27	89	30.3%
6	RUS	3	26	96	27.1%
7	AUS	3	25	89	28.1%
8	GRE	3	16	79	20.3%

EXTRA PLAYER SHOTS

Rank	Team	Matches Played	Goals	Shots	%
1	GRE	3	9	20	45.0%
1	RUS	3	9	17	52.9%
1	USA	3	9	10	90.0%
4	HUN	3	8	17	47.1%
4	NED	3	8	22	36.4%
6	CHN	3	7	12	58.3%
7	AUS	3	6	8	75.0%
8	ITA	3	4	9	44.4%

PENALTY SHOTS

Rank	Team	Matches Played	Goals	Shots	%
1	GRE	3	5	6	83.3%
2	HUN	3	3	3	100.0%
3	AUS	3	2	2	100.0%
3	CHN	3	2	3	66.7%
3	NED	3	2	3	66.7%
3	USA	3	2	2	100.0%
7	ITA	3	1	2	50.0%

ACTION SHOTS

Rank	Team	Matches Played	Goals	Shots	%
1	ITA	3	12	27	44.4%
2	CHN	3	11	28	39.3%
2	USA	3	11	27	40.7%
4	NED	3	9	24	37.5%
5	HUN	3	8	23	34.8%
6	AUS	3	7	34	20.6%
6	RUS	3	7	23	30.4%
8	GRE	3	2	22	9.1%

CENTRE SHOTS

Rank	Team	Matches Played	Goals	Shots	%
1	AUS	3	5	19	26.3%
2	CHN	3	4	10	40.0%
3	ITA	3	3	11	27.3%
3	NED	3	3	5	60.0%
3	USA	3	3	7	42.9%
6	RUS	3	2	3	66.7%
7	HUN	3	1	4	25.0%

5m SHOTS

Rank	Team	Matches Played	Goals	Shots	%
1	CHN	3	9	42	21.4%
2	ITA	3	8	31	25.8%
2	USA	3	8	29	27.6%
4	HUN	3	7	28	25.0%
5	RUS	3	6	49	12.2%
6	NED	3	4	34	11.8%
7	AUS	3	3	24	12.5%



TEAM STATISTICS As of 21 AUG 2008

球队技术统计 / STATISTIQUES D'ÉQUIPE

Teams ranked by goals scored

Final Rounds

GOALS and SHOTS

Rank	Team	Matches Played	Goals	Shots	%
1	AUS	3	32	111	28.8%
2	NED	3	30	99	30.3%
3	CHN	2	21	57	36.8%
4	HUN	2	18	46	39.1%
4	ITA	2	18	55	32.7%
6	USA	2	17	58	29.3%
7	RUS	1	12	38	31.6%
8	GRE	1	6	32	18.8%

EXTRA PLAYER SHOTS

Rank	Team	Matches Played	Goals	Shots	%
1	NED	3	9	18	50.0%
2	CHN	2	6	10	60.0%
2	USA	2	6	9	66.7%
4	AUS	3	5	12	41.7%
5	HUN	2	4	7	57.1%
6	GRE	1	3	4	75.0%
7	ITA	2	2	10	20.0%
7	RUS	1	2	8	25.0%

PENALTY SHOTS

Rank	Team	Matches Played	Goals	Shots	%
1	AUS	3	6	9	66.7%
1	NED	3	6	6	100.0%
3	ITA	2	4	6	66.7%
4	CHN	2	3	3	100.0%
5	HUN	2	2	5	40.0%
6	RUS	1	1	1	100.0%
6	USA	2	1	2	50.0%

ACTION SHOTS

Rank	Team	Matches Played	Goals	Shots	%
1	CHN	2	7	25	28.0%
2	AUS	3	6	27	22.2%
2	HUN	2	6	15	40.0%
2	NED	3	6	25	24.0%
2	USA	2	6	29	20.7%
6	ITA	2	5	11	45.5%
6	RUS	1	5	13	38.5%
8	GRE	1	1	16	6.3%

CENTRE SHOTS

Rank	Team	Matches Played	Goals	Shots	%
1	AUS	3	2	6	33.3%
1	NED	3	2	6	33.3%
3	GRE	1	1	4	25.0%
3	ITA	2	1	5	20.0%
3	RUS	1	1	3	33.3%
3	USA	2	1	2	50.0%

5m SHOTS

Rank	Team	Matches Played	Goals	Shots	%
1	AUS	3	11	53	20.8%
2	NED	3	7	44	15.9%
3	HUN	2	6	17	35.3%
4	CHN	2	5	18	27.8%
5	ITA	2	4	21	19.0%
6	USA	2	3	15	20.0%
7	GRE	1	1	6	16.7%
7	RUS	1	1	10	10.0%



TEAM STATISTICS As of 21 AUG 2008

球队技术统计 / STATISTIQUES D'ÉQUIPE

Teams ranked by goals scored

Overall (Preliminary + Final Rounds)

GOALS and SHOTS

Rank	Team	Matches Played	Goals	Shots	%
1	AUS	6	57	200	28.5%
1	NED	6	57	188	30.3%
3	CHN	5	54	152	35.5%
4	USA	5	50	133	37.6%
5	HUN	5	46	123	37.4%
5	ITA	5	46	135	34.1%
7	RUS	4	38	134	28.4%
8	GRE	4	22	111	19.8%

EXTRA PLAYER SHOTS

Rank	Team	Matches Played	Goals	Shots	%
1	NED	6	17	40	42.5%
2	USA	5	15	19	78.9%
3	CHN	5	13	22	59.1%
4	GRE	4	12	24	50.0%
4	HUN	5	12	24	50.0%
6	AUS	6	11	20	55.0%
6	RUS	4	11	25	44.0%
8	ITA	5	6	19	31.6%

PENALTY SHOTS

Rank	Team	Matches Played	Goals	Shots	%
1	AUS	6	8	11	72.7%
1	NED	6	8	9	88.9%
3	CHN	5	5	6	83.3%
3	GRE	4	5	7	71.4%
3	HUN	5	5	8	62.5%
3	ITA	5	5	8	62.5%
7	USA	5	3	4	75.0%
8	RUS	4	1	1	100.0%

ACTION SHOTS

Rank	Team	Matches Played	Goals	Shots	%
1	CHN	5	18	53	34.0%
2	ITA	5	17	38	44.7%
2	USA	5	17	56	30.4%
4	NED	6	15	49	30.6%
5	HUN	5	14	38	36.8%
6	AUS	6	13	61	21.3%
7	RUS	4	12	36	33.3%
8	GRE	4	3	38	7.9%

CENTRE SHOTS

Rank	Team	Matches Played	Goals	Shots	%
1	AUS	6	7	25	28.0%
2	NED	6	5	11	45.5%
3	CHN	5	4	10	40.0%
3	ITA	5	4	16	25.0%
3	USA	5	4	9	44.4%
6	RUS	4	3	6	50.0%
7	GRE	4	1	7	14.3%
7	HUN	5	1	5	20.0%

5m SHOTS

Rank	Team	Matches Played	Goals	Shots	%
1	AUS	6	14	77	18.2%
1	CHN	5	14	60	23.3%
3	HUN	5	13	45	28.9%
4	ITA	5	12	52	23.1%
5	NED	6	11	78	14.1%
5	USA	5	11	44	25.0%
7	RUS	4	7	59	11.9%
8	GRE	4	1	34	2.9%



GOALKEEPER STATISTICS As of 21 AUG 2008

守门员技术统计 / STATISTIQUES DE GARDIEN DE BUT

Goalkeepers sorted by NOC

Preliminary Round

Team	Name	Cap No.	Matches Played In	MIN	Shots on Goal			Penalty Shots on Goal			Counter Attack Assists	Steals
					Saves	Shots	%	Saves	Shots	%		
AUS	KNOX Emma	1	3	41	8	17	47.1%	0	2	0.0%		1
AUS	McCORMACK Alicia	13	3	55	10	23	43.5%	0	4	0.0%		
CHN	TAN Ying	13	3	3	0	2	0.0%					
CHN	YANG Jun	1	3	93	17	48	35.4%	1	2	50.0%		1
GRE	ELLINAKI Georgia	1	3	31	6	14	42.9%					
GRE	TSOURI Maria	13	3	65	24	43	55.8%					
HUN	HORVATH Patricia	1	3	64	28	44	63.6%	1	3	33.3%		
HUN	ZIRIGHNE SOS Ildiko	13	3	32	10	14	71.4%	0	1	0.0%	1	1
ITA	GIGLI Elena	1	3	96	28	54	51.9%					2
NED	van der MEIJDEN Ilse	1	3	96	23	50	46.0%	1	4	25.0%		2
RUS	PROTSENKO Evgeniya	13	3	38	7	20	35.0%	0	3	0.0%		
RUS	VORONTSOVA Valentina	1	3	58	9	30	30.0%				1	4
USA	ARMSTRONG Elizabeth	1	3	92	27	53	50.9%	1	2	50.0%		4
USA	HIPP Jaime	13	3	4	1	2	50.0%					

Final Rounds

Team	Name	Cap No.	Matches Played In	MIN	Shots on Goal			Penalty Shots on Goal			Counter Attack Assists	Steals
					Saves	Shots	%	Saves	Shots	%		
AUS	KNOX Emma	1	3	54	8	25	32.0%	2	4	50.0%	1	1
AUS	McCORMACK Alicia	13	3	48	22	36	61.1%	1	2	50.0%		1
CHN	YANG Jun	1	2	64	22	41	53.7%	2	4	50.0%		
GRE	ELLINAKI Georgia	1	1	16	7	14	50.0%	0	1	0.0%		
GRE	TSOURI Maria	13	1	16	9	14	64.3%					
HUN	HORVATH Patricia	1	2	60	15	33	45.5%	2	6	33.3%		2
HUN	ZIRIGHNE SOS Ildiko	13	2	10	2	4	50.0%					
ITA	BRANCATI Chiara	13	2	32	10	20	50.0%	0	3	0.0%		1
ITA	GIGLI Elena	1	2	38	12	25	48.0%	0	6	0.0%		2
NED	van der MEIJDEN Ilse	1	3	102	22	48	45.8%	1	5	20.0%		1
RUS	PROTSENKO Evgeniya	13	1	16	6	9	66.7%					
RUS	VORONTSOVA Valentina	1	1	16	4	7	57.1%					
USA	ARMSTRONG Elizabeth	1	2	64	22	39	56.4%					2



GOALKEEPER STATISTICS As of 21 AUG 2008

守门员技术统计 / STATISTIQUES DE GARDIEN DE BUT

Goalkeepers sorted by NOC

Overall (Preliminary + Final Rounds)

Team	Name	Cap No.	Matches Played In	MIN	Shots on Goal			Penalty Shots on Goal			Counter Attack Assists	Steals
					Saves	Shots	%	Saves	Shots	%		
AUS	KNOX Emma	1	6	95	16	42	38.1%	2	6	33.3%	1	2
AUS	McCORMACK Alicia	13	6	103	32	59	54.2%	1	6	16.7%		1
CHN	TAN Ying	13	5	3	0	2	0.0%					
CHN	YANG Jun	1	5	157	39	89	43.8%	3	6	50.0%		1
GRE	ELLINAKI Georgia	1	4	47	13	28	46.4%	0	1	0.0%		
GRE	TSOURI Maria	13	4	81	33	57	57.9%					
HUN	HORVATH Patricia	1	5	124	43	77	55.8%	3	9	33.3%		2
HUN	ZIRIGHNE SOS Ildiko	13	5	42	12	18	66.7%	0	1	0.0%	1	1
ITA	BRANCATI Chiara	13	5	32	10	20	50.0%	0	3	0.0%		1
ITA	GIGLI Elena	1	5	134	40	79	50.6%	0	6	0.0%		4
NED	van der MEIJDEN Ilse	1	6	198	45	98	45.9%	2	9	22.2%		3
RUS	PROTSENKO Evgeniya	13	4	54	13	29	44.8%	0	3	0.0%		
RUS	VORONTSOVA Valentina	1	4	74	13	37	35.1%				1	4
USA	ARMSTRONG Elizabeth	1	5	156	49	92	53.3%	1	2	50.0%		6
USA	HIPP Jaime	13	5	4	1	2	50.0%					



INDIVIDUAL STATISTICS As of 21 AUG 2008
个人技术统计 / STATISTIQUES INDIVIDUELLES

Players ranked by goals scored / sprints won

Preliminary Round

EXTRA PLAYER SHOTS

Rk	Cap No.	Name	Team	MP	Goals	Shots	%
1	10	PELLE Aniko	HUN	3	4	5	80.0%
2	6	KNOX Bronwen	AUS	3	3	4	75.0%
2	5	LIOSI Kyriaki	GRE	3	3	4	75.0%

More players tied with the same rank than can fit in the list

PENALTY SHOTS

Rk	Cap No.	Name	Team	MP	Goals	Shots	%
1	8	ROUMPESI Antigoni	GRE	3	4	5	80.0%
2	7	DRAVUCZ Rita	HUN	3	2	2	100.0%
2	8	GAO Ao	CHN	3	2	2	100.0%
2	6	GOLDA Natalie	USA	3	2	2	100.0%
2	6	KNOX Bronwen	AUS	3	2	2	100.0%
2	5	van den HAM Marieke	NED	3	2	3	66.7%
7	5	LIOSI Kyriaki	GRE	3	1	1	100.0%
7	11	VALKAI Agnes	HUN	3	1	1	100.0%
7	5	VALKAI Erzsebet	ITA	3	1	1	100.0%

ACTION SHOTS

Rk	Cap No.	Name	Team	MP	Goals	Shots	%
1	4	SUN Yujun	CHN	3	5	11	45.5%
2	3	CASANOVA Elisa	ITA	3	4	4	100.0%
2	6	de BRUIJN Danielle	NED	3	4	8	50.0%
2	7	di MARIO Tania	ITA	3	4	8	50.0%

More players tied with the same rank than can fit in the list

CENTRE SHOTS

Rk	Cap No.	Name	Team	MP	Goals	Shots	%
1	6	SUN Yating	CHN	3	3	4	75.0%
2	7	GOFERS Taniele	AUS	3	2	4	50.0%

More players tied with the same rank than can fit in the list

5m SHOTS

Rk	Cap No.	Name	Team	MP	Goals	Shots	%
1	11	SUN Huizi	CHN	3	4	9	44.4%
2	3	CABOUT Mieke	NED	3	3	11	27.3%
2	8	GAO Ao	CHN	3	3	8	37.5%
2	2	MICELI Martina	ITA	3	3	11	27.3%

More players tied with the same rank than can fit in the list

LEADING SPRINTERS

Rk	Cap No.	Name	Team	MP	Won	Sprints	%
1	9	WANG Yi	CHN	3	11	11	100.0%
2	11	VALKAI Agnes	HUN	3	8	12	66.7%
3	2	PETRI Heather	USA	3	7	9	77.8%
4	5	LIOSI Kyriaki	GRE	3	6	12	50.0%
4	6	de BRUIJN Danielle	NED	3	6	8	75.0%
6	8	GYNTHER Kate	AUS	3	4	12	33.3%
6	7	PANTYULINA Ekaterina	RUS	3	4	9	44.4%
8	3	PROKOFYEVA Ekaterina	RUS	3	1	3	33.3%
8	5	WENGER Lauren	USA	3	1	1	100.0%



INDIVIDUAL STATISTICS As of 21 AUG 2008
个人技术统计 / STATISTIQUES INDIVIDUELLES

Players ranked by goals scored / sprints won

Final Rounds

EXTRA PLAYER SHOTS

Rk	Cap No.	Name	Team	MP	Goals	Shots	%
1	7	van BELKUM Iefke	NED	3	3	4	75.0%
1	5	van den HAM Marieke	NED	3	3	3	100.0%
3	10	MA Huanhuan	CHN	2	2	3	66.7%
3	8	ROUMPESI Antigoni	GRE	1	2	2	100.0%
3	6	de BRUIJN Danielle	NED	3	2	3	66.7%

More players tied with the same rank than can fit in the list

PENALTY SHOTS

Rk	Cap No.	Name	Team	MP	Goals	Shots	%
1	8	GAO Ao	CHN	2	3	3	100.0%
1	8	GYNTHER Kate	AUS	3	3	3	100.0%
3	6	KNOX Bronwen	AUS	3	2	3	66.7%
3	6	de BRUIJN Danielle	NED	3	2	2	100.0%

More players tied with the same rank than can fit in the list

ACTION SHOTS

Rk	Cap No.	Name	Team	MP	Goals	Shots	%
1	8	GYNTHER Kate	AUS	3	3	10	30.0%
1	6	ZANCHI Manuela	ITA	2	3	4	75.0%
1	6	de BRUIJN Danielle	NED	3	3	5	60.0%
4	3	CABOUT Mieke	NED	3	2	7	28.6%
4	3	HAYES Brittany	USA	2	2	4	50.0%
4	4	KISTELEKI Dora Agnes	HUN	2	2	4	50.0%
4	2	SHEPELINA Natalia	RUS	1	2	5	40.0%
4	2	TENG Fei	CHN	2	2	5	40.0%

More players tied with the same rank than can fit in the list

CENTRE SHOTS

Rk	Cap No.	Name	Team	MP	Goals	Shots	%
1	3	CUFFE Nikita	AUS	3	2	5	40.0%
2	10	BELYAEVA Olga	RUS	1	1	2	50.0%
2	3	CABOUT Mieke	NED	3	1	1	100.0%
2	3	CASANOVA Elisa	ITA	2	1	1	100.0%
2	8	ROUMPESI Antigoni	GRE	1	1	1	100.0%
2	8	STEFFENS Jessica	USA	2	1	1	100.0%
2	7	van BELKUM Iefke	NED	3	1	5	20.0%

5m SHOTS

Rk	Cap No.	Name	Team	MP	Goals	Shots	%
1	2	BEADSWORTH Gemma	AUS	3	3	10	30.0%
1	7	DRAVUCZ Rita	HUN	2	3	6	50.0%
1	8	GYNTHER Kate	AUS	3	3	10	30.0%
1	6	de BRUIJN Danielle	NED	3	3	8	37.5%
5	6	KNOX Bronwen	AUS	3	2	5	40.0%
5	2	MICELI Martina	ITA	2	2	6	33.3%
5	11	RIPPON Melissa	AUS	3	2	9	22.2%
5	11	SUN Huizi	CHN	2	2	4	50.0%

More players tied with the same rank than can fit in the list

LEADING SPRINTERS

Rk	Cap No.	Name	Team	MP	Won	Sprints	%
1	8	GYNTHER Kate	AUS	3	9	14	64.3%
1	6	de BRUIJN Danielle	NED	3	9	14	64.3%
3	9	WANG Yi	CHN	2	7	8	87.5%
4	2	PETRI Heather	USA	2	4	6	66.7%
5	7	PANTYULINA Ekaterina	RUS	1	2	2	100.0%
5	11	VALKAI Agnes	HUN	2	2	7	28.6%
7	5	LIOSI Kyriaki	GRE	1	1	4	25.0%
7	3	PROKOFYEVA Ekaterina	RUS	1	1	1	100.0%
7	7	di MARIO Tania	ITA	2	1	4	25.0%



INDIVIDUAL STATISTICS As of 21 AUG 2008

个人技术统计 / STATISTIQUES INDIVIDUELLES

Players ranked by goals scored / sprints won

Overall (Preliminary + Final Rounds)

EXTRA PLAYER SHOTS

Rk	Cap No.	Name	Team	MP	Goals	Shots	%
1	10	PELLE Aniko	HUN	5	5	6	83.3%
1	7	van BELKUM Iefke	NED	6	5	9	55.6%
3	6	KNOX Bronwen	AUS	6	4	6	66.7%
3	10	MA Huanhuan	CHN	5	4	5	80.0%

More players tied with the same rank than can fit in the list

PENALTY SHOTS

Rk	Cap No.	Name	Team	MP	Goals	Shots	%
1	8	GAO Ao	CHN	5	5	5	100.0%
2	6	KNOX Bronwen	AUS	6	4	5	80.0%
2	8	ROUMPESI Antigoni	GRE	4	4	6	66.7%
4	8	GYNTHER Kate	AUS	6	3	3	100.0%
4	5	van den HAM Marieke	NED	6	3	4	75.0%
6	7	DRAVUCZ Rita	HUN	5	2	3	66.7%
6	6	GOLDA Natalie	USA	5	2	3	66.7%
6	5	VALKAI Erzsebet	ITA	5	2	3	66.7%
6	6	de BRUIJN Danielle	NED	6	2	2	100.0%

More players tied with the same rank than can fit in the list

ACTION SHOTS

Rk	Cap No.	Name	Team	MP	Goals	Shots	%
1	6	de BRUIJN Danielle	NED	6	7	13	53.8%
2	4	SUN Yujun	CHN	5	5	14	35.7%
2	7	di MARIO Tania	ITA	5	5	10	50.0%
4	3	CASANOVA Elisa	ITA	5	4	6	66.7%
4	3	HAYES Brittany	USA	5	4	7	57.1%
4	4	KISTELEKI Dora Agnes	HUN	5	4	10	40.0%
4	2	SHEPELINA Natalia	RUS	4	4	10	40.0%
4	6	ZANCHI Manuela	ITA	5	4	7	57.1%

More players tied with the same rank than can fit in the list

CENTRE SHOTS

Rk	Cap No.	Name	Team	MP	Goals	Shots	%
1	6	SUN Yating	CHN	5	3	4	75.0%
2	3	CABOUT Mieke	NED	6	2	3	66.7%
2	3	CASANOVA Elisa	ITA	5	2	8	25.0%
2	3	CUFFE Nikita	AUS	6	2	8	25.0%
2	7	GOFERS Taniele	AUS	6	2	4	50.0%
2	7	van BELKUM Iefke	NED	6	2	7	28.6%

More players tied with the same rank than can fit in the list

5m SHOTS

Rk	Cap No.	Name	Team	MP	Goals	Shots	%
1	11	SUN Huizi	CHN	5	6	13	46.2%
2	7	DRAVUCZ Rita	HUN	5	5	15	33.3%
2	2	MICELI Martina	ITA	5	5	17	29.4%
4	2	BEADSWORTH Gemma	AUS	6	4	14	28.6%
4	3	CABOUT Mieke	NED	6	4	21	19.0%
4	8	GAO Ao	CHN	5	4	11	36.4%
4	8	GYNTHER Kate	AUS	6	4	16	25.0%
4	6	de BRUIJN Danielle	NED	6	4	12	33.3%

More players tied with the same rank than can fit in the list

LEADING SPINTERS

Rk	Cap No.	Name	Team	MP	Won	Sprints	%
1	9	WANG Yi	CHN	5	18	19	94.7%
2	6	de BRUIJN Danielle	NED	6	15	22	68.2%
3	8	GYNTHER Kate	AUS	6	13	26	50.0%
4	2	PETRI Heather	USA	5	11	15	73.3%
5	11	VALKAI Agnes	HUN	5	10	19	52.6%
6	5	LIOSI Kyriaki	GRE	4	7	16	43.8%
7	7	PANTYULINA Ekaterina	RUS	4	6	11	54.5%
8	3	PROKOFYEVA Ekaterina	RUS	4	2	4	50.0%
9	5	WENGER Lauren	USA	5	1	1	100.0%
9	7	di MARIO Tania	ITA	5	1	10	10.0%

Legend:
MP Matches played

Rk Rank



INDIVIDUAL STATISTICS - LEADING SCORERS As of 21 AUG 2008
个人技术统计-最佳射手 / STATISTIQUES INDIVIDUELLES - MEILLEURS MARQUEURS

Players ranked by goals scored

Rank	Cap No.	Name	Team	Matches Played	Preliminary Round	Final Rounds	Overall	
					Goals/Shots	Goals/Shots	Goals/Shots	%
1	6	de BRUIJN Danielle	NED	6	7 / 15	10 / 18	17 / 33	51.5%
2	8	GYNTHER Kate	AUS	6	2 / 15	11 / 27	13 / 42	31.0%
3	6	KNOX Bronwen	AUS	6	7 / 22	5 / 15	12 / 37	32.4%
3	10	PELLE Aniko	HUN	5	8 / 13	4 / 6	12 / 19	63.2%
5	8	GAO Ao	CHN	5	6 / 14	5 / 11	11 / 25	44.0%
6	3	CABOUT Mieke	NED	6	5 / 20	5 / 24	10 / 44	22.7%
6	7	DRAVUCZ Rita	HUN	5	6 / 14	4 / 9	10 / 23	43.5%
6	7	di MARIO Tania	ITA	5	7 / 19	3 / 12	10 / 31	32.3%
6	7	van BELKUM Iefke	NED	6	4 / 14	6 / 22	10 / 36	27.8%
10	2	BEADSWORTH Gemma	AUS	6	6 / 17	3 / 15	9 / 32	28.1%
10	6	GOLDA Natalie	USA	5	7 / 11	2 / 8	9 / 19	47.4%
10	8	ROUMPESI Antigoni	GRE	4	5 / 15	4 / 8	9 / 23	39.1%
10	4	VILLA Brenda	USA	5	5 / 14	4 / 9	9 / 23	39.1%
10	5	van den HAM Marieke	NED	6	4 / 10	5 / 10	9 / 20	45.0%
15	3	HAYES Brittany	USA	5	5 / 6	3 / 8	8 / 14	57.1%
15	4	KISTELEKI Dora Agnes	HUN	5	4 / 12	4 / 8	8 / 20	40.0%
15	2	MICELI Martina	ITA	5	5 / 17	3 / 8	8 / 25	32.0%
15	11	SUN Huizi	CHN	5	4 / 10	4 / 7	8 / 17	47.1%
15	6	ZANCHI Manuela	ITA	5	2 / 7	6 / 10	8 / 17	47.1%
20	3	CASANOVA Elisa	ITA	5	6 / 13	1 / 3	7 / 16	43.8%
20	4	KONUKH Sofya	RUS	4	4 / 15	3 / 8	7 / 23	30.4%
20	10	MA Huanhuan	CHN	5	3 / 14	4 / 11	7 / 25	28.0%
20	11	VALKAI Agnes	HUN	5	4 / 12	3 / 5	7 / 17	41.2%

More players tied with the same rank than can fit in the list



CUMULATIVE STATISTICS

累积技术统计 / STATISTIQUES CUMULATIVES

AUS - Australia

After 6 matches

Preliminary Round

Cap No.	Name	MP	MIN	Goals/Shots								AS	TF	ST	BL	SP	Personal Fouls					
				Total	%	A	C	X	5m	PS	CA						20C	20F	P	EX		
1	KNOX Emma	3	41																			
2	BEADSWORTH Gemma	3	80	6/17	35.3%	2/6	1/4	2/3	1/4			1	15	3	1			4		2		
3	CUFFE Nikita	3	32	1/4	25.0%	1/1	0/3						5	1				3	2	1		
4	RIPPON Rebecca	3	89	3/7	42.9%	2/4		1/1	0/2				4	4	2				1			
5	FRASER Suzie	3	12	0/2	0.0%	0/1								4								
6	KNOX Bronwen	3	75	7/22	31.8%	0/7	1/5	3/4	0/3	2/2	1/1	1	6	5	1			5				
7	GOFERS Taniele	3	52	3/8	37.5%	1/3	2/4		0/1				7	4	1			5	1	1	2	
8	GYNTHER Kate	3	91	2/15	13.3%	0/8			1/6				2	3	5	4	4/12	1		1		
9	SANTOROMITO Jenna	3	23	1/5	20.0%	0/2	1/1		0/2				1	1								
10	SANTOROMITO Mia	3	14	0/2	0.0%				0/2					1				2		1		
11	RIPPON Melissa	3	84	2/5	40.0%	1/2	0/1		1/2			2	3	4	1			2	1		1	
12	HETZEL Amy	3	24	0/1	0.0%				0/1				1									
13	McCORMACK Alicia	3	55																			
Totals				25/89	28.1%	7/34	5/19	6/8	3/24	2/2	2/2		6	48	33	10	4/12		22	5	5	4
Against				22/75	29.3%	8/23	0/4	8/20	0/22	6/6			4	56	18	6	8/12		13	8	2	1
Cap No.	Goalkeepers	Save/Shots																				
Total	%	A	C	X	5m	PS	CA															
1	KNOX Emma	8/17	47.1%	1/6	1/1	2/4	4/4	0/2														
13	McCORMACK Alicia	10/23	43.5%	3/6	1/1	2/8	4/4	0/4														
Totals		18/40	45.0%	4/12	2/2	4/12	8/8	0/6														

Time Out	6
Exclusion with Substitution	4
Exclusion W/Subst after 4 min.	

Match	Possession		EX	Goals (G) / Misses (M)												CT						
	#	Time		X		A		FT		5m		PS										
				G	M	G	M	G	M	G	M	G	M									
GRE - AUS	46	17:30	1	2	5	15	1	1		4											5	
HUN - AUS	42	15:30	2	1	2	4	11			1	9	1										1
NED - AUS	49	16:07	1	3	5	15			1	7	1											2
Total	137	49:07	4	6	2	14	41	1	1	2	20	2										8

Final Rounds

Cap No.	Name	MP	MIN	Goals/Shots								AS	TF	ST	BL	SP	Personal Fouls					
				Total	%	A	C	X	5m	PS	CA						20C	20F	P	EX		
1	KNOX Emma	3	54									1		1								
2	BEADSWORTH Gemma	3	83	3/15	20.0%	0/2		0/2	3/10	0/1			6	3	1			4	2		1	
3	CUFFE Nikita	3	66	2/11	18.2%	0/1	2/5	0/1	0/3	0/1			6	3				3	2		1	
4	RIPPON Rebecca	3	94	3/12	25.0%	1/3		1/1	1/8			2	1	6	1							
5	FRASER Suzie	3	18	2/4	50.0%	1/1		1/2	0/1				4									
6	KNOX Bronwen	3	66	5/15	33.3%	0/3	0/1	1/2	2/5	2/3	0/1		3	2	1			5	1	1	1	
7	GOFERS Taniele	3	40	0/2	0.0%	0/1			0/1				6					3	1			
8	GYNTHER Kate	3	92	11/27	40.7%	3/10		0/2	3/10	3/3	2/2	2	2	3	3	9/14						
9	SANTOROMITO Jenna	3	9	0/1	0.0%	0/1							1									
10	SANTOROMITO Mia	3	22	2/8	25.0%			1/1	0/6	1/1								4				
11	RIPPON Melissa	3	100	4/16	25.0%	1/5		1/1	2/9		0/1	6		2	3			1	1			
12	HETZEL Amy	3	21										1					1	1			
13	McCORMACK Alicia	3	48																			
Totals				32/111	28.8%	6/27	2/6	5/12	11/53	6/9	2/4		11	30	21	9	9/14		21	12	2	2
Against				31/85	36.5%	11/33	1/2	9/15	7/25	3/7	0/3		10	46	12	19	5/14		18	10	4	4
Cap No.	Goalkeepers	Save/Shots																				
Total	%	A	C	X	5m	PS	CA															
1	KNOX Emma	8/25	32.0%	2/7	0/5	3/8	2/4	1/1														
13	McCORMACK Alicia	22/36	61.1%	13/19	0/1	3/7	5/7	1/2														
Totals		30/61	49.2%	15/26	0/1	3/12	8/15	3/6	1/1													

Time Out	6
Exclusion with Substitution	2
Exclusion W/Subst after 4 min.	

Match	Possession		EX	Goals (G) / Misses (M)												CT						
	#	Time		X		A		FT		5m		PS										
				G	M	G	M	G	M	G	M	G	M									
CHN - AUS	40	14:02	1	1	1	5	8		2	4	10	2	1									3
USA - AUS	40	15:32	1	0	1	2	13			6	12											
AUS - HUN	61	19:51		4	5	3	6		4	1	14	4	2									3
Total	141	49:25	2	5	7	10	27		6	11	36	6	3									6



CUMULATIVE STATISTICS

累积技术统计 / STATISTIQUES CUMULATIVES

AUS - Australia

After 6 matches

Overall (Preliminary + Final Rounds)

Cap No.	Name	MP	MIN	Goals/Shots								AS	TF	ST	BL	SP	Personal Fouls					
				Total	%	A	C	X	5m	PS	CA						20C	20F	P	EX		
1	KNOX Emma	6	95									1		2								
2	BEADSWORTH Gemma	6	163	9/32	28.1%	2/8	1/4	2/5	4/14	0/1		1	21	6	2			8	2	2	1	
3	CUFFE Nikita	6	99	3/15	20.0%	1/2	2/8	0/1	0/3	0/1			11	4				6	4	1	1	
4	RIPPON Rebecca	6	183	6/19	31.6%	3/7		2/2	1/10			2	5	10	3			1				
5	FRASER Suzie	6	31	2/6	33.3%	1/2		1/2	0/2				4	4								
6	KNOX Bronwen	6	141	12/37	32.4%	0/10	1/6	4/6	2/8	4/5	1/2	1	9	7	2			10	1	1	1	
7	GOFERS Taniele	6	91	3/10	30.0%	1/4	2/4		0/2				13	4	1			8	2	1	2	
8	GYNTHYER Kate	6	183	13/42	31.0%	3/18		0/2	4/16	3/3	3/3	4	5	8	7	13/26		1	4	1		
9	SANTOROMITO Jenna	6	32	1/6	16.7%	0/3	1/1		0/2				2	1								
10	SANTOROMITO Mia	6	36	2/10	20.0%			1/1	0/8	1/1				1			6		1			
11	RIPPON Melissa	6	184	6/21	28.6%	2/7	0/1	1/1	3/11		0/1	8	3	6	4			3	2		1	
12	HETZEL Amy	6	45	0/1	0.0%				0/1				2					1	1			
13	McCORMACK Alicia	6	103												1							
Totals				57/200	28.5%	13/61	7/25	11/20	14/77	8/11	4/6		17	78	54	19	13/26		43	17	7	6
Against				53/160	33.1%	19/56	1/6	17/35	7/47	9/13	0/3		14	102	30	25	13/26		31	18	6	5
Cap No.	Goalkeepers	Save/Shots																				
Total	%	A	C	X	5m	PS	CA															
1	KNOX Emma	16/42	38.1%	3/13	1/1	2/9	7/12	2/6	1/1													
13	McCORMACK Alicia	32/59	54.2%	16/25	1/2	5/15	9/11	1/6														
Totals		48/101	47.5%	19/38	2/3	7/24	16/23	3/12	1/1													

Time Out	12
Exclusion with Substitution	6
Exclusion W/Subst after 4 min.	

Match	Possession		EX	Goals (G) / Misses (M)												CT
	#	Time		X		A		FT		5m		PS				
				G	M	G	M	G	M	G	M	G	M			
Total	278	1:38:32	6	11	9	24	68	1	7	13	56	8	3	14		

Legend:	#	Number of possessions	20C	20 seconds exclusion in the centre forward position	20F	20 seconds exclusion in the field
	5m	5 metre shot	A	Action shot	AS	Assist
	CA	Counter attack	CT	Corner throw	BL	Blocked shot
	M	Misses	MP	Matches played	BT	Free throw
	SP	Sprint (won/sprints)	ST	Steals	C	Centre shot
					G	Goals
					P	Penalty
					PS	Penalty shot
					X	Extra player shot



TEAM ROSTER As of 9 AUG 2008
球队名单 / COMPOSITION DE L'ÉQUIPE

AUS - Australia

Cap No.	Name	Pos	L/R	Height m/ft in	Weight kg/lbs	Date of Birth	Club	OG / Goals	Int'l. matches played
1	KNOX Emma	GK	R	1.73 / 5'8"	70 / 154	2 MAR 1978	FREMANTLE, PERTH (AUS)	1/0	96
2	BEADSWORTH Gemma	CF	R	1.80 / 5'11"	83 / 183	17 JUL 1987	FREMANTLE, PERTH (AUS)		112
3	CUFFE Nikita	CF	R	1.79 / 5'10"	73 / 161	26 SEP 1979	SYDNEY UNI, SYDNEY (AUS)	1/4	166
4	RIPPON Rebecca	D	R	1.67 / 5'6"	72 / 159	26 DEC 1978	BALMAIN TIGERS, SYDNEY (AUS)	1/2	166
5	FRASER Suzie	D	L	1.75 / 5'9"	63 / 139	27 AUG 1983	KFC BREAKERS, BRISBANE (AUS)		107
6	KNOX Bronwen	CF	R	1.82 / 6'0"	88 / 194	16 APR 1986	KFC BREAKERS, BRISBANE (AUS)		69
7	GOFERS Taniele	CF	R	1.83 / 6'0"	80 / 176	12 JUN 1985	SYDNEY UNI, SYDNEY (AUS)		61
8	GYNTHER Kate	D	R	1.75 / 5'9"	73 / 161	5 JUL 1982	BRISBANE BARRAS, BRISBANE (AUS)	1/6	108
9	SANTOROMITO Jenna	D	R	1.69 / 5'7"	65 / 143	21 JAN 1987	CRONULLA SHARKS, SYDNEY (AUS)		34
10	SANTOROMITO Mia	CB	R	1.69 / 5'7"	80 / 176	29 MAR 1985	CRONULLA SHARKS, SYDNEY (AUS)		106
11	RIPPON Melissa (C)	D	R	1.69 / 5'7"	70 / 154	20 JAN 1981	BRISBANE BARRAS, BRISBANE (AUS)	1/2	154
12	HETZEL Amy	D	R	1.78 / 5'10"	65 / 143	27 APR 1983	KFC BREAKERS, BRISBANE (AUS)		73
13	McCORMACK Alicia	GK	R	1.67 / 5'6"	76 / 168	7 JUN 1983	CRONULLA SHARKS, SYDNEY (AUS)		89

Head Coach McFADDEN Greg
Assistant Coach OSADCHUK Aleksandr
Team Leader GUNN Jeanette
Doctor GRACE Bryant
Physiotherapist LILLEY Danealle

Note:
Number of international matches played, include only FINA and Continental Competitions matches (friendly matches not included).

Legend:
(C) Captain **B** Both **CB** Centre Back **CF** Centre Forward **D** Driver
GK Goalkeeper **L** Left **L/R** Handedness **OG** Olympic Games participated in
Pos Playing Position **R** Right



CUMULATIVE STATISTICS

累积技术统计 / STATISTIQUES CUMULATIVES

CHN - China

After 5 matches

Preliminary Round

Cap No.	Name	MP	MIN	Goals/Shots							AS	TF	ST	BL	SP	Personal Fouls										
				Total	%	A	C	X	5m	PS						CA	20C	20F	P	EX						
1	YANG Jun	3	93	0/1	0.0%					0/1																
2	TENG Fei	3	92	3/17	17.6%	1/3	0/1	0/2		2/10	0/1					2	2	7				1				
3	LIU Ping	3	56	1/4	25.0%	1/2				0/2								3	1			4				
4	SUN Yujun	3	96	6/18	33.3%	5/11	0/1	1/1		0/5						2	5	2				1				
5	HE Jin	3	48	1/2	50.0%			1/2										4	2							
6	SUN Yating	3	46	4/5	80.0%			3/4	1/1							7	1									
7	WANG Ying	3																				1				
8	GAO Ao	3	47	6/14	42.9%	0/1		1/3		3/8	2/2					2	1					1				
9	WANG Yi	3	41	3/6	50.0%	2/4		1/2								2	1			11/11						
10	MA Huanhuan	3	63	3/14	21.4%	1/4	0/1	2/2		0/7												2	2			
11	SUN Huizi	3	62	4/10	40.0%		0/1			4/9							1	1	3	0/1		4				
12	QIAO Leiyi	3	25	2/4	50.0%	1/3		1/1								1		1				1	1	1		
13	TAN Ying	3	3																							
Totals				33/95	34.7%	11/28	4/10	7/12	9/42	2/3							5	30	20	4	11/12		13	4	1	1
Against				33/76	43.4%	17/29	0/3	6/8	7/30	1/2	2/4						6	45	16	15	1/12		18	3	3	
Cap No.	Goalkeepers	Save/Shots																								
Total	%	A	C	X	5m	PS	CA																			
1	YANG Jun	17/48	35.4%	6/22	3/3	0/6	5/11	1/2	2/4																	
13	TAN Ying	0/2	0.0%	0/1			0/1																			
Totals		17/50	34.0%	6/23	3/3	0/6	5/12	1/2	2/4																	

Time Out	4
Exclusion with Substitution	1
Exclusion W/Subst after 4 min.	

Match	Possession		EX	Goals (G) / Misses (M)												CT
	#	Time		X		A		FT		5m		PS				
				G	M	G	M	G	M	G	M	G	M			
USA - CHN	39	17:38		1	1	4	6	1	3	4	9	1	1	1		
RUS - CHN	44	19:34		3	2	6	7		1	3	7	1		2		
ITA - CHN	42	18:01	1	3	2	5	10		2	1	11			1		
Total	125	55:13	1	7	5	15	23	1	6	8	27	2	1	4		

Final Rounds

Cap No.	Name	MP	MIN	Goals/Shots							AS	TF	ST	BL	SP	Personal Fouls										
				Total	%	A	C	X	5m	PS						CA	20C	20F	P	EX						
1	YANG Jun	2	64	0/1	0.0%					0/1																
2	TENG Fei	2	56	2/6	33.3%	2/5				0/1						3		3	1							
3	LIU Ping	2	37	2/3	66.7%	0/1		1/1		1/1						1	1	2				3		1		
4	SUN Yujun	2	63	0/7	0.0%	0/3				0/3		0/1						5	2	1			1			
5	HE Jin	2	37	1/1	100.0%			1/1										5								
6	SUN Yating	2	28	1/3	33.3%	1/2				0/1								4								
7	WANG Ying	2	1																							
8	GAO Ao	2	48	5/11	45.5%	1/5				1/3	3/3								2							
9	WANG Yi	2	25	1/4	25.0%	1/3				0/1						1				7/8			2			
10	MA Huanhuan	2	44	4/11	36.4%	1/3		2/3	1/5							1	2		1			3				
11	SUN Huizi	2	35	4/7	57.1%	1/2		1/1	2/4								1		2			3		1	2	
12	QIAO Leiyi	2	11	1/3	33.3%	0/1		1/2									1	1								
13	TAN Ying	2																								
Totals				21/57	36.8%	7/25		6/10	5/18	3/3	0/1						6	24	10	5	7/8		10		4	2
Against				19/58	32.8%	5/12	2/8	2/6	7/26	2/4	1/2						7	21	8	8	1/8		17	5	3	2
Cap No.	Goalkeepers	Save/Shots																								
Total	%	A	C	X	5m	PS	CA																			
1	YANG Jun	22/41	53.7%	3/8	4/6	3/5	9/16	2/4	1/2																	
13	TAN Ying																									
Totals		22/41	53.7%	3/8	4/6	3/5	9/16	2/4	1/2																	

Time Out	3
Exclusion with Substitution	2
Exclusion W/Subst after 4 min.	

Match	Possession		EX	Goals (G) / Misses (M)												CT
	#	Time		X		A		FT		5m		PS				
				G	M	G	M	G	M	G	M	G	M			
CHN - AUS	41	17:58	1	5	3	3	7			3	8					
CHN - ITA	40	17:23	1	1	1	4	12			2	5	3				
Total	81	35:21	2	6	4	7	19			5	13	3				



CUMULATIVE STATISTICS

累积技术统计 / STATISTIQUES CUMULATIVES

CHN - China

After 5 matches

Overall (Preliminary + Final Rounds)

Cap No.	Name	MP	MIN	Goals/Shots							AS	TF	ST	BL	SP	Personal Fouls									
				Total	%	A	C	X	5m	PS						CA	20C	20F	P	EX					
1	YANG Jun	5	157	0/2	0.0%				0/2																
2	TENG Fei	5	147	5/23	21.7%	3/8	0/1	0/2	2/11	0/1		5	2	10	1						1				
3	LIU Ping	5	93	3/7	42.9%	1/3		1/1	1/3			1	1	5	1						7	1			
4	SUN Yujun	5	159	6/25	24.0%	5/14	0/1	1/1	0/8		0/1	2	10	4	1							2			
5	HE Jin	5	85	2/3	66.7%			1/2	1/1					9	2										
6	SUN Yating	5	74	5/8	62.5%	1/2	3/4	1/2					11	1											
7	WANG Ying	5	1																			1			
8	GAO Ao	5	95	11/25	44.0%	1/6		1/3	4/11	5/5			2	3								1			
9	WANG Yi	5	66	4/10	40.0%	3/7		1/3				1	2	1		18/19						2			
10	MA Huanhuan	5	107	7/25	28.0%	2/7	0/1	4/5	1/12			1	2		1						5	2			
11	SUN Huizi	5	97	8/17	47.1%	1/2	0/1	1/1	6/13				2	1	5	0/1					7	1	2		
12	QIAO Leiyang	5	36	3/7	42.9%	1/4		2/3				1	1	2							1	1	1		
13	TAN Ying	5	3																						
Totals				54/152	35.5%	18/53	4/10	13/22	14/60	5/6	0/1		11	54	30	9	18/20					23	4	5	3
Against				52/134	38.8%	22/41	2/11	8/14	14/56	3/6	3/6		13	66	24	23	2/20					35	8	6	2
Cap No.	Goalkeepers			Save/Shots																					
Total	%	A	C	X	5m	PS	CA																		
1	YANG Jun	39/89	43.8%	9/30	7/9	3/11	14/27	3/6	3/6																
13	TAN Ying	0/2	0.0%	0/1			0/1																		
Totals		39/91	42.9%	9/31	7/9	3/11	14/28	3/6	3/6																

Time Out	7
Exclusion with Substitution	3
Exclusion W/Subst after 4 min.	

Match	Possession		EX	Goals (G) / Misses (M)												CT
	#	Time		X		A		FT		5m		PS				
				G	M	G	M	G	M	G	M	G	M			
Total	206	1:30:34	3	13	9	22	42	1	6	13	40	5	1	4		

Legend:			
#	Number of possessions	20C	20 seconds exclusion in the centre forward position
5m	5 metre shot	A	Action shot
CA	Counter attack	CT	Corner throw
M	Misses	MP	Matches played
SP	Sprint (won/sprints)	ST	Steals
		AS	Assist
		EX	Exclusion
		MIN	Minutes played
		TF	Turnover foul
		20F	20 seconds exclusion in the field
		BL	Blocked shot
		C	Centre shot
		FT	Free throw
		G	Goals
		P	Penalty
		PS	Penalty shot



TEAM ROSTER As of 9 AUG 2008
球队名单 / COMPOSITION DE L'ÉQUIPE

CHN - China

Cap No.	Name	Pos	L/R	Height m/ft in	Weight kg/lbs	Date of Birth	Club	OG / Goals	Int'l. matches played
1	YANG Jun	GK	R	1.82 / 6'0"	70 / 154	28 APR 1988	TIANJIN, TIANJIN (CHN)		72
2	TENG Fei (C)	D	R	1.70 / 5'7"	65 / 143	23 JAN 1988	TIANJIN, TIANJIN (CHN)		60
3	LIU Ping	CB	R	1.74 / 5'9"	70 / 154	1 MAY 1987	TIANJIN, TIANJIN (CHN)		66
4	SUN Yujun	D	R	1.68 / 5'6"	65 / 143	30 JAN 1987	TIANJIN, TIANJIN (CHN)		72
5	HE Jin	CF	R	1.80 / 5'11"	90 / 198	3 MAY 1987	TIANJIN, TIANJIN (CHN)		72
6	SUN Yating	CF	R	1.80 / 5'11"	75 / 165	24 FEB 1988	TIANJIN, TIANJIN (CHN)		72
7	WANG Ying	CB	R	1.86 / 6'1"	78 / 172	7 AUG 1988	GUANGXI, NANNING (CHN)		24
8	GAO Ao	D	R	1.71 / 5'7"	73 / 161	26 JUL 1990	TIANJIN, TIANJIN (CHN)		66
9	WANG Yi	D	R	1.79 / 5'10"	70 / 154	29 JUL 1987	GUANGXI, NANNING (CHN)		36
10	MA Huanhuan	CB	R	1.78 / 5'10"	72 / 159	13 JAN 1990	GUANGXI, NANNING (CHN)		72
11	SUN Huizi	CB	R	1.80 / 5'11"	70 / 154	11 JUN 1990	SICHUAN, CHENGDU (CHN)		54
12	QIAO Leiyang	D	L	1.76 / 5'9"	73 / 161	24 AUG 1989	SICHUAN, CHENGDU (CHN)		30
13	TAN Ying	GK	R	1.84 / 6'0"	75 / 165	30 JUN 1987	SICHUAN, CHENGDU (CHN)		54

Head Coach JANE GIRALT Juan
Assistant Coach HONG Xicheng
Team Leader LIU Qinlong
Doctor
Physiotherapist YANG Qingyuan

Note:
Number of international matches played, include only FINA and Continental Competitions matches (friendly matches not included).

Legend:
(C) Captain **B** Both **CB** Centre Back **CF** Centre Forward **D** Driver
GK Goalkeeper **L** Left **L/R** Handedness **OG** Olympic Games participated in
Pos Playing Position **R** Right



CUMULATIVE STATISTICS

累积技术统计 / STATISTIQUES CUMULATIVES

GRE - Greece After 4 matches

Preliminary Round

Cap No.	Name	MP	MIN	Goals/Shots							AS	TF	ST	BL	SP	Personal Fouls						
				Total	%	A	C	X	5m	PS						CA	20C	20F	P	EX		
1	ELLINAKI Georgia	3	31																			
2	TSOUKALA Christina Chrysoula	3	59	1/9	11.1%	0/2		1/1	0/6				1						3			
3	GEROLYMOU Angeliki	3	69	1/8	12.5%	0/2		1/3	0/3			1	2	1					4			
4	IOSIFIDOU Sofia	3	18	0/1	0.0%	0/1								1								
5	LIOSI Kyriaki	3	83	5/13	38.5%	1/5		3/4	0/3	1/1		1	3		6/12				3			
6	KOZOMPOLI Stavroula	3	51	1/5	20.0%	1/2	0/3					1	22	1				1	1			
7	OIKONOMOPOULOU Aikaterini	3	51	0/6	0.0%	0/2		0/2	0/2			1	2	1				5	1			
8	ROUMPESI Antigoni	3	81	5/15	33.3%	0/3		1/2	0/5	4/5		1	3	1				4	1			
9	MORAITIDOU Evangelia	3	96	1/15	6.7%	0/2		1/5	0/8			4	4	4				2	1			
10	ASIMAKI Alexandra	3	9	1/1	100.0%			1/1						1								
11	ANTONAKOU Stavroula	3	17	1/6	16.7%	0/3		1/2	0/1			1							1			
12	LARA Georgia	3	44									8							1			
13	TSOURI Maria	3	65																			
Totals				16/79	20.3%	2/22	0/3	9/20	0/28	5/6		2	41	15	10	6/12			23	5	2	
Against				27/87	31.0%	8/25	6/14	6/18	6/28		1/2	9	41	25	13	6/12			24	4	6	2
Cap No.	Goalkeepers	Save/Shots																				
Total	%	A	C	X	5m	PS	CA															
1	ELLINAKI Georgia	6/14	42.9%	2/6	0/2	3/4	1/2															
13	TSOURI Maria	24/43	55.8%	6/10	7/11	4/9	6/11	1/2														
Totals		30/57	52.6%	8/16	7/13	7/13	7/13	1/2														

Time Out	6
Exclusion with Substitution	2
Exclusion W/Subst after 4 min.	

Match	Possession		EX	Goals (G) / Misses (M)												CT			
	#	Time		X		A		FT		5m		PS							
				G	M	G	M	G	M	G	M	G	M						
GRE - AUS	42	14:30		3	5		6		1			8	3						2
GRE - NED	40	16:17	1	4	3	1	5					11	1	1					
HUN - GRE	38	15:53	1	2	3	1	12					8	1						2
Total	120	46:40	2	9	11	2	23		1			27	5	1					4

Final Rounds

Cap No.	Name	MP	MIN	Goals/Shots							AS	TF	ST	BL	SP	Personal Fouls					
				Total	%	A	C	X	5m	PS						CA	20C	20F	P	EX	
1	ELLINAKI Georgia	1	16																		
2	TSOUKALA Christina Chrysoula	1	17	1/4	25.0%	0/3		1/1												2	
3	GEROLYMOU Angeliki	1	18	1/4	25.0%	0/1			1/3			1	1								
4	IOSIFIDOU Sofia	1	12									1							1		
5	LIOSI Kyriaki	1	27	0/5	0.0%	0/4			0/1					1/4							
6	KOZOMPOLI Stavroula	1	12	0/4	0.0%	0/1	0/3					3									
7	OIKONOMOPOULOU Aikaterini	1	19	0/3	0.0%	0/2		0/1													
8	ROUMPESI Antigoni	1	28	4/8	50.0%	1/1	1/1	2/2	0/2	0/1		1	1						1		
9	MORAITIDOU Evangelia	1	30	0/3	0.0%	0/3						1	1	2					1		
10	ASIMAKI Alexandra	1	15	0/1	0.0%	0/1						2							1		
11	ANTONAKOU Stavroula	1																			
12	LARA Georgia	1	14									3							1		
13	TSOURI Maria	1	16																		
Totals				6/32	18.8%	1/16	1/4	3/4	1/6	0/1			13	3	2	1/4			6	1	
Against				12/38	31.6%	5/13	1/3	2/8	1/10	1/1	2/3	5	11	7	4	3/4			4	2	1
Cap No.	Goalkeepers	Save/Shots																			
Total	%	A	C	X	5m	PS	CA														
1	ELLINAKI Georgia	7/14	50.0%	1/5	2/3	0/1	3/3	0/1	1/1												
13	TSOURI Maria	9/14	64.3%	5/6	2/3	2/3	2/3	0/2	1/3												
Totals		16/28	57.1%	6/11	2/3	2/4	5/6	0/1	1/3												

Time Out	2
Exclusion with Substitution	
Exclusion W/Subst after 4 min.	

Match	Possession		EX	Goals (G) / Misses (M)												CT			
	#	Time		X		A		FT		5m		PS							
				G	M	G	M	G	M	G	M	G	M						
RUS - GRE	45	16:26		3	1	2	18					1	5						2
Total	45	16:26		3	1	2	18					1	5						2



CUMULATIVE STATISTICS

累积技术统计 / STATISTIQUES CUMULATIVES

GRE - Greece

After 4 matches

Overall (Preliminary + Final Rounds)

Cap No.	Name	MP	MIN	Goals/Shots							AS	TF	ST	BL	SP	Personal Fouls					
				Total	%	A	C	X	5m	PS						CA	20C	20F	P	EX	
1	ELLINAKI Georgia	4	47																		
2	TSOUKALA Christina Chrysoula	4	77	2/13	15.4%	0/5		2/2	0/6											5	
3	GEROLYMOU Angeliki	4	87	2/12	16.7%	0/3		1/3	1/6				1							4	
4	IOSIFIDOU Sofia	4	29	0/1	0.0%	0/1							1			1				1	
5	LIOSI Kyriaki	4	109	5/18	27.8%	1/9		3/4	0/4	1/1				1	3		7/16			3	
6	KOZOMPOLI Stavroula	4	63	1/9	11.1%	1/3	0/6						1	25		1				1 1	
7	OIKONOMOPOULOU Aikaterini	4	69	0/9	0.0%	0/4		0/3	0/2					1	2	1				5 1 1	
8	ROUMPESI Antigoni	4	108	9/23	39.1%	1/4	1/1	3/4	0/7	4/6			1	1	4	1				5 1 1	
9	MORAITIDOU Evangelia	4	126	1/18	5.6%	0/5		1/5	0/8					5	5	6				3 1	
10	ASIMAKI Alexandra	4	24	1/2	50.0%	0/1		1/1						2		1				1	
11	ANTONAKOU Stavroula	4	17	1/6	16.7%	0/3		1/2	0/1					1						1	
12	LARA Georgia	4	58											11						1 1	
13	TSOURI Maria	4	81																		
Totals				22/111	19.8%	3/38	1/7	12/24	1/34	5/7				2	54	18	12	7/16			29 5 1 2
Against				39/125	31.2%	13/38	7/17	8/26	7/38	1/1	3/5			14	52	32	17	9/16			28 6 7 2
Cap No.	Goalkeepers	Save/Shots							Time Out												
		Total	%	A	C	X	5m	PS	CA	Exclusion with Substitution	Exclusion W/Subst after 4 min.										
1	ELLINAKI Georgia	13/28	46.4%	3/11	2/5	3/5	4/5	0/1	1/1		8										
13	TSOURI Maria	33/57	57.9%	11/16	7/11	6/12	8/14	1/4	2/5		2										
Totals		46/85	54.1%	14/27	9/16	9/17	12/19	0/1	2/5												

Match	Possession		EX	Goals (G) / Misses (M)												CT
	#	Time		X		A		FT		5m		PS				
				G	M	G	M	G	M	G	M	G	M			
Total	165	1:03:06	2	12	12	4	41		1	1	32	5	2	6		

Legend:			
#	Number of possessions	20C	20 seconds exclusion in the centre forward position
5m	5 metre shot	A	Action shot
CA	Counter attack	CT	Corner throw
M	Misses	MP	Matches played
SP	Sprint (won/sprints)	ST	Steals
AS	Assist	BL	Blocked shot
EX	Exclusion	FT	Free throw
MIN	Minutes played	P	Penalty
TF	Turnover foul	PS	Penalty shot
X	Extra player shot	C	Centre shot
		G	Goals



TEAM ROSTER As of 9 AUG 2008
球队名单 / COMPOSITION DE L'ÉQUIPE

GRE - Greece

Cap No.	Name	Pos	L/R	Height m/ft in	Weight kg/lbs	Date of Birth	Club	OG / Goals	Int'l. matches played
1	ELLINAKI Georgia	GK	R	1.74 / 5'9"	64 / 141	28 FEB 1974	ETHNIKOS, PIRAEUS (GRE)	1/0	212
2	TSOUKALA Christina Chrysoulas	CB	R	1.84 / 6'0"	80 / 176	8 JUL 1991	NC VOULIAGMENI, ATHENS (GRE)		15
3	GEROLYMOU Angeliki	D	R	1.68 / 5'6"	70 / 154	22 JUN 1982	NC VOULIAGMENI, ATHENS (GRE)		81
4	IOSIFIDOU Sofia	CB	R	1.73 / 5'8"	61 / 134	13 JAN 1981	ETHNIKOS, PIRAEUS (GRE)		107
5	LIOSI Kyriaki	D	R	1.70 / 5'7"	63 / 139	30 OCT 1979	NC VOULIAGMENI, ATHENS (GRE)	1/9	139
6	KOZOMPOLI Stavroula (C)	CF	R	1.80 / 5'11"	73 / 161	14 JAN 1974	NIREAS CHALANDRIOU, ATHENS (GRE)	1/2	306
7	OIKONOMOPOULOU Aikaterini	CB	R	1.80 / 5'11"	60 / 132	16 FEB 1978	ANC GLYFADA, ATHENS (GRE)	1/4	183
8	ROUMPESI Antigoni	D	R	1.77 / 5'10"	80 / 176	19 JUL 1983	NC VOULIAGMENI, ATHENS (GRE)	1/6	140
9	MORAITIDOU Evangelia	CB	R	1.84 / 6'0"	74 / 163	26 MAR 1975	ANC GLYFADA, ATHENS (GRE)	1/7	267
10	ASIMAKI Alexandra	CF	R	1.71 / 5'7"	61 / 134	28 JUN 1988	NC VOULIAGMENI, ATHENS (GRE)		50
11	ANTONAKOU Stavroula	D	R	1.70 / 5'7"	57 / 126	2 MAY 1982	ETHNIKOS, PIRAEUS (GRE)		116
12	LARA Georgia	CF	R	1.75 / 5'9"	78 / 172	31 MAY 1980	NC VOULIAGMENI, ATHENS (GRE)	1/2	160
13	TSOURI Maria	GK	R	1.66 / 5'5"	60 / 132	25 MAY 1986	ANC GLYFADDA, ATHENS (GRE)		84

Head Coach IOSIFIDIS Kyriakos
Assistant Coach CHRISTOFORATOS Georgios
Team Leader KONSTANTINIDIS Michail Dimitrios
Doctor
Physiotherapist

Note:
Number of international matches played, include only FINA and Continental Competitions matches (friendly matches not included).

Legend:
(C) Captain **B** Both **CB** Centre Back **CF** Centre Forward **D** Driver
GK Goalkeeper **L** Left **L/R** Handedness **OG** Olympic Games participated in
Pos Playing Position **R** Right



CUMULATIVE STATISTICS

累积技术统计 / STATISTIQUES CUMULATIVES

HUN - Hungary

After 5 matches

Preliminary Round

Cap No.	Name	MP	MIN	Goals/Shots							AS	TF	ST	BL	SP	Personal Fouls						
				Total	%	A	C	X	5m	PS						CA	20C	20F	P	EX		
1	HORVATH Patricia	3	64																			
2	SZREMKO Krisztina	3	53	0/1	0.0%		0/1						8						4			
3	GYORE Anett Timea	3	20	1/2	50.0%			1/1	0/1													
4	KISTELEKI Dora Agnes	3	41	4/12	33.3%	2/6	1/2	1/2	0/2				3	1								
5	STIEBER Mercedes	3	71	4/8	50.0%	1/2		2/4	1/2			3	2		3							
6	TAKACS Orsolya	3	56	0/1	0.0%	0/1						1	3	2				3				
7	DRAVUCZ Rita	3	84	6/14	42.9%	2/3			2/9	2/2		4	3	1				2	1			
8	ZANTLEITNER Krisztina	3	45									7	1	1				1	1			
9	BRAVIK Fruzsina	3	35	0/4	0.0%	0/1	0/1	0/1	0/1			6	1	1				4	1	1		
10	PELLE Aniko	3	72	8/13	61.5%	2/3		4/5	2/4			3	1	3				3				
11	VALKAI Agnes	3	55	4/12	33.3%	1/4		0/1	2/6	1/1		1	3		8/12			2		1		
12	PRIMASZ Agnes	3	45	1/10	10.0%	0/3		0/3	0/3			1	1	2				2		1		
13	ZIRIGHNE SOS Ildiko	3	32									1		1								
Totals				28/77	36.4%	8/23	1/4	8/17	7/28	3/3	1/2		5	45	13	11	8/12		21	1	4	1
Against				20/92	21.7%	6/29	2/8	6/15	2/35	3/4	1/1		4	32	16	9	4/12		17	6	3	3
Cap No.	Goalkeepers	Save/Shots																				
Total	%	A	C	X	5m	PS	CA															
1	HORVATH Patricia	28/44	63.6%	4/9	5/7	2/6	16/18	1/3	0/1													
13	ZIRIGHNE SOS Ildiko	10/14	71.4%	4/5		2/4	4/4	0/1														
Totals		38/58	65.5%	8/14	5/7	4/10	20/22	1/4	0/1													

Time Out	4
Exclusion with Substitution	1
Exclusion W/Subst after 4 min.	

Match	Possession		EX	Goals (G) / Misses (M)												CT				
	#	Time		X		A		FT		5m		PS								
				G	M	G	M	G	M	G	M	G	M							
HUN - NED	39	15:13	1	4		1	6	1		4	5	1								2
HUN - AUS	44	16:30		2	4	3	6					8	2							3
HUN - GRE	39	16:07		2	5	6	7			2	8									2
Total	122	47:50	1	8	9	10	19	1		6	21	3								7

Final Rounds

Cap No.	Name	MP	MIN	Goals/Shots							AS	TF	ST	BL	SP	Personal Fouls						
				Total	%	A	C	X	5m	PS						CA	20C	20F	P	EX		
1	HORVATH Patricia	2	60																			
2	SZREMKO Krisztina	2	33	0/3	0.0%	0/2	0/1						7	2						1		
3	GYORE Anett Timea	2	11	0/3	0.0%	0/1			0/1	0/1		1	1		1					1		
4	KISTELEKI Dora Agnes	2	27	4/8	50.0%	2/4		1/1	0/1	1/1	0/1	1		3	0/2			1		1		
5	STIEBER Mercedes	2	57	0/2	0.0%				0/1	0/1		3	1	3	1				1	1		
6	TAKACS Orsolya	2	36										4									
7	DRAVUCZ Rita	2	52	4/9	44.4%	0/1		1/1	3/6	0/1		2	5		1			2		1		
8	ZANTLEITNER Krisztina	2	40	1/1	100.0%	1/1						3		1								
9	BRAVIK Fruzsina	2	25	0/1	0.0%	0/1						4	1							1		
10	PELLE Aniko	2	64	4/6	66.7%	1/1		1/1	1/3	1/1		4	1	2	0/1			2		2		
11	VALKAI Agnes	2	39	3/5	60.0%	1/3		1/1	1/1			1	3	1	2	2/7		2		1		
12	PRIMASZ Agnes	2	36	2/8	25.0%	1/1		0/3	1/4			1	1	4				1		2	1	
13	ZIRIGHNE SOS Ildiko	2	10																			
Totals				18/46	39.1%	6/15	0/1	4/7	6/17	2/5	0/1		8	38	12	11	2/10		15	8	1	3
Against				20/66	30.3%	2/10		9/15	4/34	4/6	1/1		5	34	19	7	8/10		10		9	
Cap No.	Goalkeepers	Save/Shots																				
Total	%	A	C	X	5m	PS	CA															
1	HORVATH Patricia	15/33	45.5%	3/5	2/9	8/12	2/6	0/1														
13	ZIRIGHNE SOS Ildiko	2/4	50.0%	1/1	0/2	1/1																
Totals		17/37	45.9%	4/6	2/11	9/13	2/6	0/1														

Time Out	4
Exclusion with Substitution	3
Exclusion W/Subst after 4 min.	

Match	Possession		EX	Goals (G) / Misses (M)												CT					
	#	Time		X		A		FT		5m		PS									
				G	M	G	M	G	M	G	M	G	M								
HUN - NED	37	15:19		2	1	2	5	2		3	3										
AUS - HUN	47	18:09	3	2	2	4	6	1	1	2	5	2	3								
Total	84	33:28	3	4	3	6	11	1	3	5	8	2	3								



CUMULATIVE STATISTICS

累积技术统计 / STATISTIQUES CUMULATIVES

HUN - Hungary After 5 matches

Overall (Preliminary + Final Rounds)

Cap No.	Name	MP	MIN	Goals/Shots								AS	TF	ST	BL	SP	Personal Fouls						
				Total	%	A	C	X	5m	PS	CA						20C	20F	P	EX			
1	HORVATH Patricia	5	124																				
2	SZREMKO Krisztina	5	86	0/4	0.0%	0/2	0/2							15							9	1	
3	GYORE Anett Timea	5	31	1/5	20.0%	0/1		1/1	0/2	0/1			1	1		1				1			
4	KISTELEKI Dora Agnes	5	69	8/20	40.0%	4/10	1/2	2/3	0/3	1/1	0/1			4	1	3	0/2			1	1		
5	STIEBER Mercedes	5	128	4/10	40.0%	1/2		2/4	1/3	0/1			6	3	3	4				1	1		
6	TAKACS Orsolya	5	92	0/1	0.0%	0/1							1	7	2					3			
7	DRAVUCZ Rita	5	136	10/23	43.5%	2/4		1/1	5/15	2/3			2	9	3	2				4	1	1	
8	ZANTLEITNER Krisztina	5	84	1/1	100.0%	1/1								10	2	2				1	1		
9	BRAVIK Fruzsina	5	61	0/5	0.0%	0/2	0/1	0/1	0/1				10	2	1				5	1	1		
10	PELLE Aniko	5	135	12/19	63.2%	3/4		5/6	3/7	1/1	0/1			7	2	5	0/1		5	2			
11	VALKAI Agnes	5	93	7/17	41.2%	2/7		1/2	3/7	1/1				4	4	2	10/19		4	1	1	1	
12	PRIMASZ Agnes	5	81	3/18	16.7%	1/4		0/6	1/7				1	2	5	2			3	3		1	
13	ZIRIGHNE SOS Ildiko	5	42										1		1								
Totals				46/123	37.4%	14/38	1/5	12/24	13/45	5/8	1/3		13	83	25	22	10/22		36	9	5	4	
Against				40/158	25.3%	8/39	2/8	15/30	6/69	7/10	2/2		9	66	35	16	12/22		27	15	3	3	
Cap No.	Goalkeepers	Save/Shots																					
Total	%	A	C	X	5m	PS	CA																
1	HORVATH Patricia	43/77	55.8%	7/14	5/7	4/15	24/30	3/9	0/2														
13	ZIRIGHNE SOS Ildiko	12/18	66.7%	5/6		2/6	5/5	0/1															
Totals		55/95	57.9%	12/20	5/7	6/21	29/35	3/10	0/2														

Time Out	8
Exclusion with Substitution	4
Exclusion W/Subst after 4 min.	

Match	Possession		EX	Goals (G) / Misses (M)												CT
	#	Time		X		A		FT		5m		PS				
				G	M	G	M	G	M	G	M	G	M			
Total	206	1:21:18	4	12	12	16	30	2	3	11	29	5	3	7		

Legend:			
#	Number of possessions	20C	20 seconds exclusion in the centre forward position
5m	5 metre shot	A	Action shot
CA	Counter attack	AS	Assist
M	Misses	BL	Blocked shot
SP	Sprint (won/sprints)	CT	Corner throw
		EX	Exclusion
		FT	Free throw
		MIN	Minutes played
		P	Penalty
		PS	Penalty shot
		ST	Steals
		TF	Turnover foul
		X	Extra player shot
		C	Centre shot
		G	Goals



TEAM ROSTER As of 9 AUG 2008
球队名单 / COMPOSITION DE L'ÉQUIPE

HUN - Hungary

Cap No.	Name	Pos	L/R	Height m/ft in	Weight kg/lbs	Date of Birth	Club	OG / Goals	Int'l. matches played
1	HORVATH Patricia	GK	R	1.83 / 6'0"	73 / 161	7 DEC 1977	DOMINO-POLO, BUDAPEST (HUN)		8
2	SZREMKO Krisztina	CB	R	1.80 / 5'11"	84 / 185	6 JAN 1972	SZENTES (HUN)	1/0	23
3	GYORE Anett Timea	D	R	1.72 / 5'8"	70 / 154	10 DEC 1981	DOMINO-POLO, BUDAPEST (HUN)	1/0	103
4	KISTELEKI Dora Agnes	D	R	1.73 / 5'8"	62 / 137	11 MAY 1983	DOMINO-POLO, BUDAPEST (HUN)	1/0	158
5	STIEBER Mercedes (C)	D	R	1.74 / 5'9"	70 / 154	4 SEP 1974	FIRENZE, FIRENZE (ITA)	1/0	373
6	TAKACS Orsolya	D	R	1.90 / 6'3"	85 / 187	20 MAY 1985	OCMINO-ERSE, BUDAPEST (HUN)		90
7	DRAVUCZ Rita	D	R	1.80 / 5'11"	66 / 146	14 APR 1980	FIRENZE, FIRENZE (ITA)	1/0	184
8	ZANTLEITNER Krisztina	CB	R	1.84 / 6'0"	72 / 159	8 MAY 1974	OSC, BUDAPEST (HUN)	1/1	143
9	BRAVIK Fruzsina	D	R	1.81 / 5'11"	83 / 183	6 OCT 1986	DOVE, DUNAUJUAROS (HUN)		80
10	PELLE Aniko	D	R	1.86 / 6'1"	72 / 159	28 SEP 1978	SLRACUSA, SLRACUSA (ITA)	1/0	204
11	VALKAI Agnes	D	R	1.68 / 5'6"	64 / 141	27 FEB 1981	ROMA (ITA)	1/0	211
12	PRIMASZ Agnes	D	R	1.77 / 5'10"	65 / 143	5 MAR 1980	OSC, BUDAPEST (HUN)	1/0	164
13	ZIRIGHNE SOS Ildiko	GK	R	1.76 / 5'9"	67 / 148	27 DEC 1976	OSC, BUDAPEST (HUN)	1/0	167

Head Coach GODOVA Gabor

Assistant Coach BECSEY Peter

Team Leader KOPF Karoly

Doctor GABOR Antal

Physiotherapist

Note:
Number of international matches played, include only FINA and Continental Competitions matches (friendly matches not included).

Legend:
(C) Captain **B** Both **CB** Centre Back **CF** Centre Forward **D** Driver
GK Goalkeeper **L** Left **L/R** Handedness **OG** Olympic Games participated in
Pos Playing Position **R** Right



CUMULATIVE STATISTICS

累积技术统计 / STATISTIQUES CUMULATIVES

ITA - Italy After 5 matches

Preliminary Round

Cap No.	Name	MP	MIN	Goals/Shots							AS	TF	ST	BL	SP	Personal Fouls					
				Total	%	A	C	X	5m	PS						CA	20C	20F	P	EX	
1	GIGLI Elena	3	96																		
2	MICELI Martina	3	93	5/17	29.4%	1/4		1/2	3/11		1	2	3	2				1			
3	CASANOVA Elisa	3	57	6/13	46.2%	4/4	1/7	1/2			1	12	1	1					1		
4	BOSURGI Silvia	3	49	3/9	33.3%	2/5		1/2	0/2			1		1					3		
5	VALKAI Erzsebet	3	33	3/5	60.0%	0/1	1/1	0/1	1/1	1/1		4	2								
6	ZANCHI Manuela	3	86	2/7	28.6%	1/3			1/4			5	2	2	0/6		1	1			
7	di MARIO Tania	3	93	7/19	36.8%	4/8	0/1	1/2	2/7	0/1	3	6			0/6			1			
8	RAGUSA Cinzia	3	55	1/4	25.0%	0/1	1/1		0/2			3	4	5				4			
9	PAVAN Francesca	3	8	1/1	100.0%				1/1												
10	ROCCO Federica	3	34	0/3	0.0%	0/1			0/2									5			
11	MUSUMECI Maddalena	3	47	0/1	0.0%				0/1			4	1					1			
12	FRASSINETTI Teresa	3	19	0/1	0.0%		0/1					4	1								
13	BRANCATI Chiara	3																			
Totals				28/80	35.0%	12/27	3/11	4/9	8/31	1/2		5	43	16	11	0/12		12	6		
Against				26/99	26.3%	9/34	5/9	10/16	2/40			10	36	25	6	12/12		12	4	1	2
Cap No.	Goalkeepers	Save/Shots																			
Total	%	A	C	X	5m	PS	CA														
1	GIGLI Elena	28/54	51.9%	9/18	1/6	2/12	16/18														
13	BRANCATI Chiara																				
Totals		28/54	51.9%	9/18	1/6	2/12	16/18														

Time Out	4
Exclusion with Substitution	
Exclusion W/Subst after 4 min.	

Match	Possession		EX	Goals (G) / Misses (M)										CT					
	#	Time		X		A		FT		5m		PS							
				G	M	G	M	G	M	G	M	G	M						
RUS - ITA	42	15:01		2	3	2	5	1		4	7								
USA - ITA	41	16:42		2	1	5	11			2	9								
ITA - CHN	40	13:59		0	1	8	7			1	7	1	1						
Total	123	45:42		4	5	15	23	1		7	23	1	1						

Final Rounds

Cap No.	Name	MP	MIN	Goals/Shots							AS	TF	ST	BL	SP	Personal Fouls					
				Total	%	A	C	X	5m	PS						CA	20C	20F	P	EX	
1	GIGLI Elena	2	38																		
2	MICELI Martina	2	70	3/8	37.5%			0/1	2/6	1/1		2	3	1				1	1		
3	CASANOVA Elisa	2	35	1/3	33.3%	0/2	1/1					10		2							
4	BOSURGI Silvia	2	58	2/6	33.3%	0/1	0/1		0/2	1/1	1/1			1				1	2		
5	VALKAI Erzsebet	2	33	2/8	25.0%	1/2	0/1	0/1	0/2	1/2		1	2	1					1		
6	ZANCHI Manuela	2	67	6/10	60.0%	3/4		1/1	1/4		1/1	2	3	4	7	0/6	2	1	1		
7	di MARIO Tania	2	48	3/12	25.0%	1/2		1/4	1/5	0/1		1	5	1	1	1/4	2	1	1		
8	RAGUSA Cinzia	2	43	0/3	0.0%		0/1		0/2					1	2		4	1	1		
9	PAVAN Francesca	2																			
10	ROCCO Federica	2	9										1					1			
11	MUSUMECI Maddalena	2	43	0/4	0.0%		0/1	0/3				1	3	2				1	1		
12	FRASSINETTI Teresa	2	13	1/1	100.0%						1/1		3					2			
13	BRANCATI Chiara	2	32											1							
Totals				18/55	32.7%	5/11	1/5	2/10	4/21	4/6	2/2		7	32	13	13	1/10	14	4	4	3
Against				23/73	31.5%	7/32	1/4	2/7	4/21	9/9			4	26	13	4	9/10	14	3	2	2
Cap No.	Goalkeepers	Save/Shots																			
Total	%	A	C	X	5m	PS	CA														
1	GIGLI Elena	12/25	48.0%	5/8	1/2	1/2	5/7	0/6													
13	BRANCATI Chiara	10/20	50.0%	6/10		0/1	4/6	0/3													
Totals		22/45	48.9%	11/18	1/2	1/3	9/13	0/9													

Time Out	3
Exclusion with Substitution	3
Exclusion W/Subst after 4 min.	

Match	Possession		EX	Goals (G) / Misses (M)										CT					
	#	Time		X		A		FT		5m		PS							
				G	M	G	M	G	M	G	M	G	M						
ITA - NED	48	15:40	2	1	5	5	4		1	1	9	4	1	1					
CHN - ITA	39	14:37	1	1	3	3	6			3	7		1	1					
Total	87	30:18	3	2	8	8	10		1	4	16	4	2	2					



TEAM ROSTER As of 9 AUG 2008
球队名单 / COMPOSITION DE L'ÉQUIPE

ITA - Italy

Cap No.	Name	Pos	L/R	Height m/ft in	Weight kg/lbs	Date of Birth	Club	OG / Goals	Int'l. matches played
1	GIGLI Elena	GK	R	1.92 / 6'4"	82 / 181	9 JUL 1985	GIOTTI FIORENTINA, FIRENZE (ITA)	1/0	85
2	MICELI Martina (C)	D	R	1.68 / 5'6"	62 / 137	22 OCT 1973	GEYMONAT ORIZZONTE, CATANIA (ITA)	1/6	360
3	CASANOVA Elisa	CF	L	1.86 / 6'1"	100 / 220	26 NOV 1973	GIOTTI FIORENTINA, FIRENZE (ITA)		38
4	BOSURGI Silvia	D	R	1.64 / 5'5"	59 / 130	17 APR 1979	GEYMONAT ORIZZONTE, CATANIA (ITA)	1/4	150
5	VALKAI Erzsebet	CF	R	1.76 / 5'9"	74 / 163	6 MAR 1979	ECOFIM ROMA, ROMA (ITA)	1/2	49
6	ZANCHI Manuela	D	R	1.83 / 6'0"	65 / 143	17 OCT 1977	GEYMONAT ORIZZONTE, CATANIA (ITA)	1/10	140
7	di MARIO Tania	D	R	1.68 / 5'6"	53 / 117	5 APR 1979	GEYMONAT ORIZZONTE, CATANIA (ITA)	1/14	170
8	RAGUSA Cinzia	CB	R	1.79 / 5'10"	70 / 154	24 MAY 1977	GEYMONAT ORIZZONTE, CATANIA (ITA)	1/2	150
9	PAVAN Francesca	D	R	1.73 / 5'8"	65 / 143	24 APR 1979	PLEBISCITO PADOVA, PADOVA (ITA)		60
10	ROCCO Federica	CB	R	1.73 / 5'8"	70 / 154	25 NOV 1984	PLEBISCITO PADOVA, PADOVA (ITA)		30
11	MUSUMECI Maddalena	CB	R	1.70 / 5'7"	65 / 143	26 MAR 1976	GEYMONAT ORIZZONTE, CATANIA (ITA)	1/2	250
12	FRASSINETTI Teresa	CF	R	1.74 / 5'9"	70 / 154	24 DEC 1985	GIOTTI FIORENTINA, FIRENZE (ITA)		60
13	BRANCATI Chiara	GK	R	1.78 / 5'10"	65 / 143	20 JUL 1981	GEYMONAT ORIZZONTE, CATANIA (ITA)		40

Head Coach	MAUGERI Mauro
Assistant Coach	ANDOLFI Mario
Team Leader	MAROTTA Giuseppe
Doctor	ARMENTANO Nicola
Physiotherapist	QUAGLIARINI Alessandra

Note:
Number of international matches played, include only FINA and Continental Competitions matches (friendly matches not included).

Legend:									
(C)	Captain	B	Both	CB	Centre Back	CF	Centre Forward	D	Driver
GK	Goalkeeper	L	Left	L/R	Handedness	OG	Olympic Games participated in		
Pos	Playing Position	R	Right						



CUMULATIVE STATISTICS

累积技术统计 / STATISTIQUES CUMULATIVES

NED - Netherlands

After 6 matches

Preliminary Round

Cap No.	Name	MP	MIN	Goals/Shots							AS	TF	ST	BL	SP	Personal Fouls										
				Total	%	A	C	X	5m	PS						CA	20C	20F	P	EX						
1	van der MEIJDEN Ilse	3	96																	1						
2	SMIT Yasemin	3	60	0/7	0.0%	0/2		0/3	0/2			1	6	2	1					3	1	1	1			
3	CABOUT Mieke	3	83	5/20	25.0%	0/3	1/2	1/4	3/11				6	3	1	0/2				1	1	2				
4	HAKHVERDIAN Biurakn	3	22	0/1	0.0%				0/1				4	1								1				
5	van den HAM Marieke	3	49	4/10	40.0%	2/4		0/1	0/2	2/3			1	1	1							1				
6	de BRUIJN Danielle	3	84	7/15	46.7%	4/8		1/2	1/4		1/1		1	2	3	1	6/8				2	2	1			
7	van BELKUM Iefke	3	87	4/14	28.6%	1/3	1/2	2/5	0/4				11	3	4							4	2			
8	KLEIN Noeki	3	10										2													
9	van den BERG Gillian	3	54	3/4	75.0%	1/2	1/1	1/1					3	2								1				
10	SIJBRING Alette	3	44	3/12	25.0%	1/2		2/3	0/7				1	3	1	1						2	1			
11	GUICHELAAR Rianne	3	49	1/6	16.7%			1/3	0/3				1	1								1				
12	KOOT Simone	3	33												2		0/2									
13	de NOOY Meike	3																								
Totals				27/89	30.3%	9/24	3/5	8/22	4/34	2/3	1/1			5	43	20	8	6/12					13	9	4	2
Against				27/80	33.8%	4/26	1/5	11/14	6/29	3/4	2/2			1	48	22	11	6/12					25	2	2	3
Cap No.	Goalkeepers			Save/Shots																						
Total	%	A	C	X	5m	PS	CA																			
1	van der MEIJDEN Ilse	23/50	46.0%	11/15	3/4	1/12	7/13	1/4	0/2																	
13	de NOOY Meike																									
Totals		23/50	46.0%	11/15	3/4	1/12	7/13	1/4	0/2																	

Time Out	4
Exclusion with Substitution	2
Exclusion W/Subst after 4 min.	

Match	Possession		EX	Goals (G) / Misses (M)												CT
	#	Time		X		A		FT		5m		PS				
				G	M	G	M	G	M	G	M	G	M			
HUN - NED	44	16:47		3	4	4	6	1	1	15	1	1	5			
GRE - NED	43	15:43	1	2	7	4	4	2	3	7			1			
NED - AUS	45	15:53	1	3	3	5	7	2		3	1					
Total	132	48:23	2	8	14	13	17	5	4	25	2	1	6			

Final Rounds

Cap No.	Name	MP	MIN	Goals/Shots							AS	TF	ST	BL	SP	Personal Fouls											
				Total	%	A	C	X	5m	PS						CA	20C	20F	P	EX							
1	van der MEIJDEN Ilse	3	102	0/1	0.0%				0/1																		
2	SMIT Yasemin	3	71	2/5	40.0%	0/2			1/2	1/1			3	8	3	2							6				
3	CABOUT Mieke	3	95	5/24	20.8%	2/7	1/1	0/5	1/10	1/1			1	4	6	2							2	1			
4	HAKHVERDIAN Biurakn	3	8											1	1												
5	van den HAM Marieke	3	57	5/10	50.0%	0/3		3/3	1/3	1/1				3	3								1	3			
6	de BRUIJN Danielle	3	93	10/18	55.6%	3/5		2/3	3/8	2/2			1	3	1	2	9/14						3	2			
7	van BELKUM Iefke	3	102	6/22	27.3%	0/2	1/5	3/4	1/10	1/1				7	4	3							1				
8	KLEIN Noeki	3	2											1													
9	van den BERG Gillian	3	71	1/5	20.0%	1/4			0/1					2	1												
10	SIJBRING Alette	3	48	1/6	16.7%			1/1	0/5					1		1							4	1			
11	GUICHELAAR Rianne	3	48	0/7	0.0%	0/2		0/2	0/3					3	3								2				
12	KOOT Simone	3	18	0/1	0.0%				0/1					2	1												
13	de NOOY Meike	3																									
Totals				30/99	30.3%	6/25	2/6	9/18	7/44	6/6				5	44	24	10	9/14						19	7	1	1
Against				26/79	32.9%	6/25	1/3	7/15	6/29	4/5	2/2			15	47	19	15	5/14						21	5	1	2
Cap No.	Goalkeepers			Save/Shots																							
Total	%	A	C	X	5m	PS	CA																				
1	van der MEIJDEN Ilse	22/48	45.8%	12/18	1/2	1/8	7/13	1/5	0/2																		
13	de NOOY Meike																										
Totals		22/48	45.8%	12/18	1/2	1/8	7/13	1/5	0/2																		

Time Out	6
Exclusion with Substitution	1
Exclusion W/Subst after 4 min.	

Match	Possession		EX	Goals (G) / Misses (M)												CT
	#	Time		X		A		FT		5m		PS				
				G	M	G	M	G	M	G	M	G	M			
ITA - NED	59	22:20	1	1	4	4	16	1	2	11	6		3			
HUN - NED	39	16:41		5	1	2	1	4	2	8			2			
USA - NED	45	17:44		3	4	4	5	1	2	12			4			
Total	143	56:45	1	9	9	8	23	1	6	31	6		9			



CUMULATIVE STATISTICS

累积技术统计 / STATISTIQUES CUMULATIVES

NED - Netherlands

After 6 matches

Overall (Preliminary + Final Rounds)

Cap No.	Name	MP	MIN	Goals/Shots							AS	TF	ST	BL	SP	Personal Fouls						
				Total	%	A	C	X	5m	PS						CA	20C	20F	P	EX		
1	van der MEIJDEN Ilse	6	198	0/1	0.0%				0/1				1	3					1			
2	SMIT Yasemin	6	131	2/12	16.7%	0/4		0/3	1/4	1/1		4	14	5	3			9	1	1		
3	CABOUT Mieke	6	178	10/44	22.7%	2/10	2/3	1/9	4/21	1/1		1	10	9	3	0/2		3	2	2		
4	HAKHVERDIAN Biurakn	6	30	0/1	0.0%				0/1				5	2					1			
5	van den HAM Marieke	6	106	9/20	45.0%	2/7		3/4	1/5	3/4		1	4	4				1	4			
6	de BRUIJN Danielle	6	177	17/33	51.5%	7/13		3/5	4/12	2/2	1/1	2	5	4	3	15/22		5	4	1		
7	van BELKUM Iefke	6	189	10/36	27.8%	1/5	2/7	5/9	1/14	1/1			18	7	7			5	2			
8	KLEIN Noeki	6	12										3									
9	van den BERG Gillian	6	125	4/9	44.4%	2/6	1/1	1/1	0/1				5	3				1				
10	SIJBRING Alette	6	92	4/18	22.2%	1/2		3/4	0/12			1	4	1	2			6	1	2	1	
11	GUICHELAAR Rianne	6	97	1/13	7.7%	0/2		1/5	0/6			1	4	3				2	1			
12	KOOT Simone	6	51	0/1	0.0%				0/1				2	3		0/2						
13	de NOOY Meike	6																				
Totals				57/188	30.3%	15/49	5/11	17/40	11/78	8/9	1/1	10	87	44	18	15/26			32	16	5	3
Against				53/159	33.3%	10/51	2/8	18/29	12/58	7/9	4/4	16	95	41	26	11/26			46	7	3	5
Cap No.	Goalkeepers	Save/Shots																				
		Total	%	A	C	X	5m	PS	CA													
1	van der MEIJDEN Ilse	45/98	45.9%	23/33	4/6	2/20	14/26	2/9	0/4													
13	de NOOY Meike																					
Totals		45/98	45.9%	23/33	4/6	2/20	14/26	2/9	0/4													

Time Out	10
Exclusion with Substitution	3
Exclusion W/Subst after 4 min.	

Match	Possession		EX	Goals (G) / Misses (M)												CT
	#	Time		X		A		FT		5m		PS				
				G	M	G	M	G	M	G	M	G	M			
Total	275	1:45:08	3	17	23	21	40	1	11	10	56	8	1	15		

Legend:			
#	Number of possessions	20C	20 seconds exclusion in the centre forward position
5m	5 metre shot	A	Action shot
CA	Counter attack	AS	Assist
M	Misses	BL	Blocked shot
SP	Sprint (won/sprints)	CT	Corner throw
		EX	Exclusion
		MIN	Minutes played
		MP	Matches played
		ST	Steals
		TF	Turnover foul
		20F	20 seconds exclusion in the field
		BT	Blocked shot
		C	Centre shot
		FT	Free throw
		G	Goals
		P	Penalty
		PS	Penalty shot
		X	Extra player shot



TEAM ROSTER As of 9 AUG 2008
球队名单 / COMPOSITION DE L'ÉQUIPE

NED - Netherlands

Cap No.	Name	Pos	L/R	Height m/ft in	Weight kg/lbs	Date of Birth	Club	OG / Goals	Int'l. matches played
1	van der MEIJDEN Ilse	GK	R	1.85 / 6'1"	71 / 157	22 OCT 1988	BRANDENBURG, BILTHOVEN (NED)		72
2	SMIT Yasemin (C)	CB	R	1.78 / 5'10"	70 / 154	21 NOV 1984	HET RAVIJN, NIJVERDAL (NED)		152
3	CABOUT Mieke	D	R	1.82 / 6'0"	70 / 154	30 MAR 1986	ZVL, LEIDEN (NED)		96
4	HAKHVERDIAN Biurakn	D	R	1.72 / 5'8"	65 / 143	4 OCT 1985	POLAR BEARS, EDE (NED)		101
5	van den HAM Marieke	D	L	1.69 / 5'7"	80 / 176	21 JAN 1983	POLAR BEARS, EDE (NED)		179
6	de BRUIJN Danielle	D	L	1.72 / 5'8"	68 / 150	13 FEB 1978	WIDEX GZC DONK, GOUDA (NED)	1/11	280
7	van BELKUM Iefke	CF	R	1.85 / 6'1"	75 / 165	22 JUL 1986	ZVL, LEIDEN (NED)		131
8	KLEIN Noeki	CF	R	1.79 / 5'10"	80 / 176	28 APR 1983	ZVL, LEIDEN (NED)		140
9	van den BERG Gillian	D	R	1.73 / 5'8"	66 / 146	8 SEP 1971	DE GOUWE, WADDINXVEEN (NED)	1/1	450
10	SIJBRING Alette	CB	R	1.74 / 5'9"	68 / 150	20 MAR 1982	TWZ, ZAANDAM (NED)		150
11	GUICHELAAR Rianne	D	L	1.74 / 5'9"	63 / 139	16 AUG 1983	HET RAVIJN, NIJVERDAL (NED)		221
12	KOOT Simone	D	R	1.73 / 5'8"	65 / 143	12 NOV 1980	BRANDENBURG, BILTHOVEN (NED)		249
13	de NOOY Meike	GK	R	1.85 / 6'1"	73 / 161	2 MAY 1983	HET RAVIJN, NIJVERDAL (NED)		165

Head Coach van GALEN Robin
Assistant Coach SINDORF Ilse
Team Leader HAVENGA Arno
Doctor van der KOLK Rik
Physiotherapist SMIT Mark

Note:
Number of international matches played, include only FINA and Continental Competitions matches (friendly matches not included).

Legend:
(C) Captain **B** Both **CB** Centre Back **CF** Centre Forward **D** Driver
GK Goalkeeper **L** Left **L/R** Handedness **OG** Olympic Games participated in
Pos Playing Position **R** Right



CUMULATIVE STATISTICS

累积技术统计 / STATISTIQUES CUMULATIVES

RUS - Russian Fed.

After 4 matches

Preliminary Round

Cap No.	Name	MP	MIN	Goals/Shots							AS	TF	ST	BL	SP	Personal Fouls								
				Total	%	A	C	X	5m	PS						CA	20C	20F	P	EX				
1	VORONTSOVA Valentina	3	58	0/2	0.0%					0/2						1		4						
2	SHEPELINA Natalia	3	45	2/9	22.2%	2/5				0/3						1	1	3			1			
3	PROKOFYEVA Ekaterina	3	67	3/9	33.3%	1/2	1/1	0/2	1/4							2	2	1	1/3	1	1			
4	KONUZH Sofya	3	78	4/15	26.7%	1/3		2/4	0/7		1/1				1	8	3	2		3				
5	VYLEGZHANINA Alena	3	60	3/12	25.0%	0/1	0/1	1/2	1/7		1/1				1	3	4	2		2	1			
6	GLYZINA Nadezda	3	29	1/3	33.3%	0/1		1/1			0/1				1									
7	PANTYULINA Ekaterina	3	86	4/11	36.4%	1/2		2/4	1/5						3	2	1	4/9		2				
8	SOBOLEVA Evgenia	3	59	1/8	12.5%	0/2			1/6						4	2	2			8	1			
9	KARPOVICH Oleksandra	3	23	0/2	0.0%	0/1			0/1						2	1				1				
10	BELYAEVA Olga	3	48	2/5	40.0%	1/3		1/1	0/1						12	3	1							
11	SMUROVA Elena	3	51	3/16	18.8%	0/2		2/2	1/12						1	1	2	1		1				
12	TUROVA Olga	3	30	3/4	75.0%	1/1	1/1	0/1	1/1						1	3								
13	PROTSENKO Evgeniya	3	38																					
Totals				26/96	27.1%	7/23	2/3	9/17	6/49		2/4					7	42	26	10	5/12	16	2	3	1
Against				34/77	44.2%	6/16	4/10	8/13	13/35	3/3						4	52	18	7	7/12	9	11		
Cap No.	Goalkeepers			Save/Shots																				
Total	%	A	C	X	5m	PS	CA																	
1	VORONTSOVA Valentina	9/30	30.0%	1/4	0/4	3/8	5/14																	
13	PROTSENKO Evgeniya	7/20	35.0%	3/6	1/1	1/4	2/6	0/3																
Totals		16/50	32.0%	4/10	1/5	4/12	7/20	0/3																

Time Out	5
Exclusion with Substitution	1
Exclusion W/Subst after 4 min.	

Match	Possession		EX	Goals (G) / Misses (M)										CT								
	#	Time		X		A		FT		5m		PS										
				G	M	G	M	G	M	G	M	G	M									
RUS - ITA	49	16:59	1	5	3	2	7			1	15										2	
RUS - CHN	43	12:26		2	1	6	6			3	12											
RUS - USA	46	14:40		2	4	3	6			2	16										1	
Total	138	44:07	1	9	8	11	19			6	43										3	

Final Rounds

Cap No.	Name	MP	MIN	Goals/Shots							AS	TF	ST	BL	SP	Personal Fouls							
				Total	%	A	C	X	5m	PS						CA	20C	20F	P	EX			
1	VORONTSOVA Valentina	1	16																				
2	SHEPELINA Natalia	1	28	3/7	42.9%	2/5		1/2							1		2						
3	PROKOFYEVA Ekaterina	1	13	1/2	50.0%	0/1					1/1							1/1		1			
4	KONUZH Sofya	1	26	3/8	37.5%	1/1	0/1		1/4		1/2				1	3	1			1			
5	VYLEGZHANINA Alena	1	15	0/6	0.0%	0/1		0/2	0/3												1		
6	GLYZINA Nadezda	1	6	0/1	0.0%				0/1						1								
7	PANTYULINA Ekaterina	1	32	2/3	66.7%	1/2					1/1				1		2	2	2/2				
8	SOBOLEVA Evgenia	1	15	0/1	0.0%				0/1						1	1	1			1			
9	KARPOVICH Oleksandra	1	6															0/1		1			
10	BELYAEVA Olga	1	20	2/5	40.0%	0/1	1/2	1/2							1		1			1			
11	SMUROVA Elena	1	22	1/5	20.0%	1/2		0/2	0/1						1	1	1			1			
12	TUROVA Olga	1	9												3								
13	PROTSENKO Evgeniya	1	16																				
Totals				12/38	31.6%	5/13	1/3	2/8	1/10	1/1	2/3					5	11	7	4	3/4	4	2	1
Against				6/32	18.8%	1/16	1/4	3/4	1/6	0/1						13	3	2	1/4	6	1		
Cap No.	Goalkeepers			Save/Shots																			
Total	%	A	C	X	5m	PS	CA																
1	VORONTSOVA Valentina	4/7	57.1%	2/3	2/2	0/1	0/1																
13	PROTSENKO Evgeniya	6/9	66.7%	3/3	0/1	1/3	2/2																
Totals		10/16	62.5%	5/6	2/3	1/4	2/3																

Time Out	2
Exclusion with Substitution	
Exclusion W/Subst after 4 min.	

Match	Possession		EX	Goals (G) / Misses (M)										CT								
	#	Time		X		A		FT		5m		PS										
				G	M	G	M	G	M	G	M	G	M									
RUS - GRE	49	15:34		2	6	8	11			1	1	8	1									3
Total	49	15:34		2	6	8	11			1	1	8	1									3



CUMULATIVE STATISTICS

累积技术统计 / STATISTIQUES CUMULATIVES

RUS - Russian Fed.

After 4 matches

Overall (Preliminary + Final Rounds)

Cap No.	Name	MP	MIN	Goals/Shots							AS	TF	ST	BL	SP	Personal Fouls					
				Total	%	A	C	X	5m	PS						CA	20C	20F	P	EX	
1	VORONTSOVA Valentina	4	74	0/2	0.0%					0/2		1		4							
2	SHEPELINA Natalia	4	74	5/16	31.3%	4/10		1/2	0/3		0/1	2	1	5						1	
3	PROKOFYEVA Ekaterina	4	80	4/11	36.4%	1/3	1/1	0/2	1/4		1/1		2	2	1	2/4	1	2			
4	KONUZH Sofya	4	104	7/23	30.4%	2/4	0/1	2/4	1/11		2/3	2	11	4	2					4	
5	VYLEGZHANINA Alena	4	75	3/18	16.7%	0/2	0/1	1/4	1/10		1/1	1	3	4	2					2	
6	GLYZINA Nadezda	4	35	1/4	25.0%	0/1		1/1	0/1		0/1	2									
7	PANTYULINA Ekaterina	4	118	6/14	42.9%	2/4		2/4	1/5	1/1		1	3	4	3	6/11				2	
8	SOBOLEVA Evgenia	4	73	1/9	11.1%	0/2			1/7			1	5	3	2					1	
9	KARPOVICH Oleksandra	4	28	0/2	0.0%	0/1			0/1				2	1		0/1	2				
10	BELYAEVA Olga	4	68	4/10	40.0%	1/4	1/2	2/3	0/1				13	3	2					1	
11	SMUROVA Elena	4	73	4/21	19.0%	1/4		2/4	1/13			1	2	3	2					2	
12	TUROVA Olga	4	39	3/4	75.0%	1/1	1/1	0/1	1/1			1	6								
13	PROTSENKO Evgeniya	4	54																		
Totals				38/134	28.4%	12/36	3/6	11/25	7/59	1/1	4/7		12	53	33	14	8/16				1
Against				40/109	36.7%	7/32	5/14	11/17	14/41	3/4			4	65	21	9	8/16				1
Cap No.	Goalkeepers	Save/Shots																			
Total	%	A	C	X	5m	PS	CA														
1	VORONTSOVA Valentina	13/37	35.1%	3/7	2/6	3/9	5/15														
13	PROTSENKO Evgeniya	13/29	44.8%	6/9	1/2	2/7	4/8	0/3													
Totals		26/66	39.4%	9/16	3/8	5/16	9/23	0/3													

Time Out	7
Exclusion with Substitution	1
Exclusion W/Subst after 4 min.	

Match	Possession		EX	Goals (G) / Misses (M)												CT
	#	Time		X		A		FT		5m		PS				
				G	M	G	M	G	M	G	M	G	M			
Total	187	59:41	1	11	14	19	30		1	7	51	1		6		

Legend:	#	Number of possessions	20C	20 seconds exclusion in the centre forward position	20F	20 seconds exclusion in the field
5m	5m	5 metre shot	A	Action shot	AS	Assist
CA	CA	Counter attack	CT	Corner throw	BL	Blocked shot
M	M	Misses	EX	Exclusion	FT	Free throw
SP	SP	Sprint (won/sprints)	MIN	Minutes played	P	Penalty
			MP	Matches played	PS	Penalty shot
			ST	Steals	X	Extra player shot
					C	Centre shot
					G	Goals



TEAM ROSTER As of 9 AUG 2008
球队名单 / COMPOSITION DE L'ÉQUIPE

RUS - Russian Fed.

Cap No.	Name	Pos	L/R	Height m/ft in	Weight kg/lbs	Date of Birth	Club	OG / Goals	Int'l. matches played
1	VORONTSOVA Valentina	GK	R	1.70 / 5'7"	65 / 143	26 JUL 1982	KINEF-SNG, KIRISHI (RUS)	1/0	210
2	SHEPELINA Natalia	D	R	1.67 / 5'6"	63 / 139	24 FEB 1981	URALOCHKA-ZMZ, ZLATOUST (RUS)	1/1	249
3	PROKOFYEVA Ekaterina	D	R	1.66 / 5'5"	63 / 139	13 MAR 1991	UNOST', VOLGOD (RUS)		29
4	KONUKH Sofya (C)	CB	R	1.73 / 5'8"	61 / 134	9 MAR 1980	KINEF-SNG, KIRISHI (RUS)	2/23	360
5	VYLEGZHANINA Alena	CB	R	1.75 / 5'9"	70 / 154	14 AUG 1987	URALOCHKA-ZMZ, ZLATOUST (RUS)		100
6	GLYZINA Nadezda	D	R	1.70 / 5'7"	65 / 143	20 MAY 1988	KINEF-SNG, KIRISHI (RUS)		100
7	PANTYULINA Ekaterina	D	R	1.74 / 5'9"	62 / 137	6 OCT 1989	KINEF-SNG, KIRISHI (RUS)		100
8	SOBOLEVA Evgenia	CB	R	1.78 / 5'10"	70 / 154	26 AUG 1988	KINEF-SNG, KIRISHI (RUS)		100
9	KARPOVICH Oleksandra	CF	R	1.60 / 5'3"	55 / 121	6 JUN 1986	SKIF-IZMAILOVO, MOSCOW (RUS)		100
10	BELYAEVA Olga	CF	R	1.73 / 5'8"	64 / 141	18 MAR 1985	KINEF-SNG, KIRISHI (RUS)		150
11	SMUROVA Elena	CB	R	1.66 / 5'5"	60 / 132	18 JAN 1974	KINEF-SNG, KIRISHI (RUS)	3/0	360
12	TUROVA Olga	CF	R	1.75 / 5'9"	60 / 132	13 MAR 1983	UNOST', VOLGOD (RUS)	2/0	120
13	PROTSENKO Evgeniya	GK	R	1.75 / 5'9"	64 / 141	25 NOV 1983	URALOCHKA-ZMZ, ZLATOUST (RUS)		240

Head Coach	KLEYMENOV Alexander
Assistant Coach	NARITSA Alexander
Team Leader	KARPYUK Gennady
Doctor	TELINA Tatiana
Physiotherapist	LARIONOVA Elena

Note:
Number of international matches played, include only FINA and Continental Competitions matches (friendly matches not included).

Legend:									
(C)	Captain	B	Both	CB	Centre Back	CF	Centre Forward	D	Driver
GK	Goalkeeper	L	Left	L/R	Handedness	OG	Olympic Games participated in		
Pos	Playing Position	R	Right						



CUMULATIVE STATISTICS

累积技术统计 / STATISTIQUES CUMULATIVES

USA - United States

After 5 matches

Preliminary Round

Cap No.	Name	MP	MIN	Goals/Shots							AS	TF	ST	BL	SP	Personal Fouls				
				Total	%	A	C	X	5m	PS						CA	20C	20F	P	EX
1	ARMSTRONG Elizabeth	3	92																	
2	PETRI Heather	3	60	1/3	33.3%	1/1	0/1		0/1		1	4		1	7/9			1	2	1
3	HAYES Brittany	3	41	5/6	83.3%	2/3		2/2	1/1		2	2	2					1	1	
4	VILLA Brenda	3	85	5/14	35.7%	2/5	1/1	2/3	0/5		3	3	3	3						
5	WENGER Lauren	3	71	1/7	14.3%			1/1	0/6		1	9	7	2	1/1		1	1		
6	GOLDA Natalie	3	70	7/11	63.6%	2/2		1/1	2/6	2/2			1	2			1	1		
7	CARDENAS Patty	3	29	2/4	50.0%	0/1		1/1	1/2			3		1	0/1			1		
8	STEFFENS Jessica	3	45	2/3	66.7%	1/2			1/1			2	1	1	0/1		2	1		
9	WINDES Elsie	3	39	1/10	10.0%	0/5			1/5			2	1				3	1		
10	GREGORKA Alison	3	45	3/5	60.0%	1/3			2/2		1	2					4	1		
11	van NORMAN Moriah	3	44	2/5	40.0%	0/1	1/3	1/1				12	2	1						
12	CRAIG Kami	3	47	4/7	57.1%	2/4	1/2	1/1				5								
13	HIPP Jaime	3	4																	
Totals				33/75	44.0%	11/27	3/7	9/10	8/29	2/2		8	50	22	9	8/12		12	9	2
Against				27/94	28.7%	9/26	3/9	5/11	9/46	1/2		5	32	25	6	4/12		14	3	2
Cap No.	Goalkeepers	Save/Shots																		
Total	%	A	C	X	5m	PS	CA													
1	ARMSTRONG Elizabeth	27/53	50.9%	8/16	3/6	3/8	12/21	1/2												
13	HIPP Jaime	1/2	50.0%	1/2																
Totals		28/55	50.9%	9/18	3/6	3/8	12/21	1/2												

Time Out	5
Exclusion with Substitution	
Exclusion W/Subst after 4 min.	

Match	Possession		EX	Goals (G) / Misses (M)										CT				
	#	Time		X		A		FT		5m		PS						
				G	M	G	M	G	M	G	M	G	M					
USA - CHN	38	14:22		4		5	4			3	4							1
USA - ITA	44	15:18		2	1	7	12		1		9							2
RUS - USA	43	17:20		3		2	4		1	5	6	2						
Total	125	47:00		9	1	14	20		2	8	19	2						3

Final Rounds

Cap No.	Name	MP	MIN	Goals/Shots							AS	TF	ST	BL	SP	Personal Fouls				
				Total	%	A	C	X	5m	PS						CA	20C	20F	P	EX
1	ARMSTRONG Elizabeth	2	64										2							
2	PETRI Heather	2	21	0/1	0.0%	0/1					1	2			4/6			3		
3	HAYES Brittany	2	40	3/8	37.5%	2/4		1/1	0/3		3		1	1						
4	VILLA Brenda	2	64	4/9	44.4%	1/3		1/1	1/3	1/1	2	2		2				2		
5	WENGER Lauren	2	24	0/4	0.0%	0/1			0/3			1		1			1	1		
6	GOLDA Natalie	2	46	2/8	25.0%	0/1		1/2	1/4	0/1	1	1	1					1		
7	CARDENAS Patty	2	12	0/2	0.0%				0/1	0/1										
8	STEFFENS Jessica	2	36	3/5	60.0%	0/2	1/1	1/1	1/1		1	1		2						
9	WINDES Elsie	2	35	0/5	0.0%	0/4			0/1				1	0/2			3	1		
10	GREGORKA Alison	2	43	2/7	28.6%	1/6		1/1			1	3		3			1			
11	van NORMAN Moriah	2	32	1/4	25.0%	1/4						7	1					1		
12	CRAIG Kami	2	31	2/5	40.0%	1/3	0/1	1/1				7		1						
13	HIPP Jaime	2																		
Totals				17/58	29.3%	6/29	1/2	6/9	3/15	1/2	0/1	9	26	5	11	4/8		11	4	
Against				17/65	26.2%	5/20	1/3	3/8	8/33	0/1		5	20	14	6	4/8		10	3	2
Cap No.	Goalkeepers	Save/Shots																		
Total	%	A	C	X	5m	PS	CA													
1	ARMSTRONG Elizabeth	22/39	56.4%	10/15	0/1	3/6	8/16	1/1												
13	HIPP Jaime																			
Totals		22/39	56.4%	10/15	0/1	3/6	8/16	1/1												

Time Out	3
Exclusion with Substitution	
Exclusion W/Subst after 4 min.	

Match	Possession		EX	Goals (G) / Misses (M)										CT				
	#	Time		X		A		FT		5m		PS						
				G	M	G	M	G	M	G	M	G	M					
USA - AUS	43	16:28		2	1	5	13		1	1	3	1	1					4
USA - NED	41	14:16		4	2	2	12		1	2	7							1
Total	84	30:44		6	3	7	25		2	3	10	1	1					5



TEAM ROSTER As of 9 AUG 2008
球队名单 / COMPOSITION DE L'ÉQUIPE

USA - United States

Cap No.	Name	Pos	L/R	Height m/ft in	Weight kg/lbs	Date of Birth	Club	OG / Goals	Int'l. matches played
1	ARMSTRONG Elizabeth	GK	R	1.85/6'1"	79/174	31 JAN 1983	GREAT LAKES WP, ANN ARBOR (USA)		30
2	PETRI Heather	D	R	1.80/5'11"	75/165	13 JUN 1978	NEW YORK ATHLETIC, NEW YORK (USA)	2/1	88
3	HAYES Brittany	D	L	1.70/5'7"	72/159	7 FEB 1985	SOCAL WP, TUSTIN (USA)		38
4	VILLA Brenda (C)	D	R	1.63/5'4"	79/174	18 APR 1980	ORIZZONTA, CATANIA (ITA)	2/16	92
5	WENGER Lauren	CF	R	1.91/6'3"	77/170	11 MAR 1984	GLYFADA, ATHENS (GRE)		46
6	GOLDA Natalie	CB	R	1.80/5'11"	84/185	28 DEC 1981	NEW YORK ATHLETIC, NEW YORK (USA)	1/2	64
7	CARDENAS Patty	D	R	1.70/5'7"	73/161	19 AUG 1984	COMMERCE WP, COMMERCE (USA)		35
8	STEFFENS Jessica	CF	R	1.83/6'0"	77/170	7 APR 1987	SUNSET SAN DIEGO, SAN DIEGO (USA)		23
9	WINDES Elsie	CB	R	1.78/5'10"	79/174	17 JUN 1985	TUALATIN HILLS WPC, TUALATIN H (USA)		40
10	GREGORKA Alison	CB	R	1.78/5'10"	73/161	29 JUN 1985	GREAT LATES WP, ANN ARBOR (USA)		40
11	van NORMAN Moriah	CF	R	1.78/5'10"	95/209	30 MAY 1984	NEW YORK ATHLETIC, NEW YORK (USA)		46
12	CRAIG Kami	CF	R	1.80/5'11"	91/201	21 JUL 1987	SANTA BARBARA WPF, SANTA BARB (USA)		35
13	HIPP Jaime	GK	R	1.83/6'0"	73/161	1 SEP 1981	CN ONDARETTA, ALCORCON (ESP)		30

Head Coach BAKER Guy

Assistant Coach UTSUMI Kyle

Team Leader JOST Nikki

Doctor

Physiotherapist BLOCH Karen

Note:
Number of international matches played, include only FINA and Continental Competitions matches (friendly matches not included).

Legend:

(C) Captain	B Both	CB Centre Back	CF Centre Forward	D Driver
GK Goalkeeper	L Left	L/R Handedness	OG Olympic Games participated in	
Pos Playing Position	R Right			



MEDALLISTS

获奖名单 / MÉDAILLÉS

GOLD	SILVER	BRONZE
------	--------	--------

HUN - Hungary

- 1 SZECSI Zoltan
- 2 VARGA Tamas
- 3 MADARAS Norbert
- 4 VARGA Denes Andor
- 5 KASAS Tamas
- 6 HOSNYANSZKY Norbert
- 7 KISS Gergely
- 8 BENEDEK Tibor (C)
- 9 VARGA Daniel Rudolf
- 10 BIROS Peter
- 11 KIS Gabor
- 12 MOLNAR Tamas
- 13 GERGELY Istvan

USA - United States

- 1 MOSES Merrill
- 2 VARELLAS Peter
- 3 HUDNUT Peter
- 4 POWERS Jeffrey
- 5 WRIGHT Adam
- 6 MERLO Rick
- 7 BEAUBIEN Layne
- 8 AZEVEDO Tony (C)
- 9 BAILEY Ryan
- 10 HUTTEN Tim
- 11 SMITH Jesse
- 12 KRUMPHOLZ James
- 13 BROOKS Brandon

SRB - Serbia

- 1 SEFIK Denis
- 2 PRLAINOVIC Andrija
- 3 GOCIC Zivko
- 4 UDOVICIC Vanja
- 5 SAVIC Dejan
- 6 PIJETLOVIC Dusko
- 7 RADJEN Nikola
- 8 FILIPOVIC Filip
- 9 CIRIC Aleksandar
- 10 SAPIK Aleksandar
- 11 VUJASINOVIC Vladimir (C)
- 12 PEKOVIC Branko
- 13 SORO Slobodan

Legend:
(C) Captain



TOURNAMENT SUMMARY As of 24 AUG 2008
赛事成绩一览表 / RÉSUMÉ DU TOURNOI

Preliminary Round

Group A								Matches				Goals			Class. Points
Rank		HUN	ESP	MNE	AUS	GRE	CAN	Played	Won	Lost	Ties	For	Against	Diff.	
1	HUN		8 - 5	10 - 10	13 - 12	17 - 6	12 - 3	5	4	0	1	60	36	+24	9
2	ESP	5 - 8		12 - 6	9 - 8	10 - 6	16 - 6	5	4	1	0	52	34	+18	8
3	MNE	10 - 10	6 - 12		5 - 5	10 - 6	12 - 0	5	2	1	2	43	33	+10	6
4	AUS	12 - 13	8 - 9	5 - 5		12 - 8	8 - 5	5	2	2	1	45	40	+5	5
5	GRE	6 - 17	6 - 10	6 - 10	8 - 12		13 - 7	5	1	4	0	39	56	-17	2
6	CAN	3 - 12	6 - 16	0 - 12	5 - 8	7 - 13		5	0	5	0	21	61	-40	0

Group B								Matches				Goals			Class. Points
Rank		USA	CRO	SRB	GER	ITA	CHN	Played	Won	Lost	Ties	For	Against	Diff.	
1	USA		7 - 5	2 - 4	8 - 7	12 - 11	8 - 4	5	4	1	0	37	31	+6	8
2	CRO	5 - 7		11 - 8	13 - 5	11 - 7	16 - 4	5	4	1	0	56	31	+25	8
3	SRB	4 - 2	8 - 11		11 - 7	12 - 13	15 - 5	5	3	2	0	50	38	+12	6
4	GER	7 - 8	5 - 13	7 - 11		8 - 7	6 - 5	5	2	3	0	33	44	-11	4
5	ITA	11 - 12	7 - 11	13 - 12	7 - 8		19 - 7	5	2	3	0	57	50	+7	4
6	CHN	4 - 8	4 - 16	5 - 15	5 - 6	7 - 19		5	0	5	0	25	64	-39	0

Final Rounds

Date	Start Time	Phase	Match No.	Team	Result
WED 20 AUG	09:30	Quarterfinal Round for 7th-12th Place	31	CAN - ITA	11 - 13
	10:50	Quarterfinal Round for 7th-12th Place	32	GRE - CHN	13 - 8
	16:00	Quarterfinal Round for 1st-6th Place	33	MNE - CRO	7 - 6
	17:20	Quarterfinal Round for 1st-6th Place	34	ESP - SRB	5 - 9
FRI 22 AUG	09:30	Final Round (Classification 11th-12th Place)	35	CAN - CHN	8 - 7
	10:50	Semifinal Round for 7th-10th Place	36	AUS - ITA	17 - 16
	17:00	Semifinal Round for 7th-10th Place	37	GER - GRE	9 - 13
	18:20	Semifinal Round for 1st-4th Place	38	HUN - MNE	11 - 9
	19:40	Semifinal Round for 1st-4th Place	39	USA - SRB	10 - 5
SUN 24 AUG	09:30	Final Round (Classification 9th-10th Place)	40	ITA - GER	10 - 8
	10:50	Final Round (Classification 7th-8th Place)	41	AUS - GRE	8 - 9
	13:00	Final Round (Classification 5th-6th Place)	42	CRO - ESP	9 - 11
	14:20	Final Round (Bronze Medal Match)	43	MNE - SRB	4 - 6
	15:40	Final Round (Gold Medal Match)	44	HUN - USA	14 - 10

Final Standings

Medal	Rank	Team
Gold	1	HUN - Hungary
Silver	2	USA - United States
Bronze	3	SRB - Serbia
	4	MNE - Montenegro
	5	ESP - Spain
	6	CRO - Croatia
	7	GRE - Greece
	8	AUS - Australia
	9	ITA - Italy
	10	GER - Germany
	11	CAN - Canada
	12	CHN - China



TOURNAMENT SUMMARY As of 24 AUG 2008
赛事成绩一览表 / RÉSUMÉ DU TOURNOI

Final Rounds

Quarterfinal Round	Semifinal Round	Final Round	Final Standings
MNE Quarterfinal 1st-6th Place Match 33 , 20 AUG CRO	HUN Semifinal 1st-4th Place Match 38 , 22 AUG MNE 7-6	HUN 11-9 Gold Medal Match Match 44 , 24 AUG	1 HUN - Hungary 2 USA - United States
ESP Quarterfinal 1st-6th Place Match 34 , 20 AUG SRB	USA Semifinal 1st-4th Place Match 39 , 22 AUG SRB 9-5	USA 10-5 Bronze Medal Match Match 43 , 24 AUG SRB	
		CRO Classification 5th-6th Place Match 42 , 24 AUG ESP	3 SRB - Serbia 4 MNE - Montenegro
		AUS Semifinal 7th-10th Place Match 36 , 22 AUG ITA 13-11	5 ESP - Spain 6 CRO - Croatia
CAN Quarterfinal 7th-12th Place Match 31 , 20 AUG ITA	GER Semifinal 7th-10th Place Match 37 , 22 AUG GRE 13-8	AUS Classification 7th-8th Place Match 41 , 24 AUG GRE 9-8	
GRE Quarterfinal 7th-12th Place Match 32 , 20 AUG CHN		ITA Classification 9th-10th Place Match 40 , 24 AUG GER	7 GRE - Greece 8 AUS - Australia
		CAN Classification 11th-12th Place Match 35 , 22 AUG CHN	9 ITA - Italy 10 GER - Germany
			11 CAN - Canada 12 CHN - China



YINGDONG NATATORIUM
英东游泳馆
PISCINE DE YINGDONG

SUN 星期日 DIM
10 AUG 2008
9:30

WATER POLO
水球 / WATER-POLO

MEN
男子项目 / HOMMES

PRELIMINARY ROUND - GROUP A - MATCH 1
预赛A组 - 第1场 / TOUR PRÉLIMINAIRE - GROUPE A - MATCH 1



RESULTS

比赛成绩 / RÉSULTATS

ESP 16 - 6 CAN
(5 : 2, 4 : 2, 3 : 1, 4 : 1)

Water Temperature: 26°C / 79°F

Referees: CIRIC Mihajlo (SRB)
NI Shiwei (CHN)

TWPC Delegates: AMINI Khosrow
WHITEHOUSE John

ESP - Spain (White)

Cap No.	Name	Estimated Time Played	Goals/Shots							AS	TF	ST	BL	SP	Personal Fouls				
			Total	%	A	C	X	5m	PS						CA	20C	20F	P	EX
*1	AGUILAR Inaki	27:36																	
2	GARCIA Mario Jose	15:56	1/2	50.0%	1/2						2			1/1					
*3	MARTIN David	19:10										1	1						
*4	PERRONE Ricardo	24:46	1/3	33.3%	1/3						1	1		0/1			1		
*5	MOLINA Guillermo	26:00	3/5	60.0%	1/2			1/2	1/1							1			
*6	MINGUELL Marc	6:19	1/1	100.0%				1/1					1			2	1	S	
7	GALLEGO Ivan	12:49	0/1	0.0%				0/1							3			S	
8	PIRALKOV Svilen	13:01	2/3	66.7%	1/2			1/1											
*9	VALLES Xavier	14:48	2/2	100.0%	2/2														
*10	PERRONE Felipe	28:14	2/5	40.0%	1/2			0/1	1/2		2								
11	PEREZ Ivan Ernesto	15:47	1/3	33.3%	0/1			0/1	1/1		1								
12	GARCIA Javier	15:10	3/4	75.0%	1/1			2/3				1	1	1/2	1				
13	ANDREO Angel Luis	4:24																	
Totals			16/29	55.2%	8/15			1/4	7/10		6	3	3	2/4	7	2	2		
Cap No.	Goalkeepers	Estimated Time Played	Saves/Shots							AS	TF	ST	BL	SP	Personal Fouls				
			Total	%	A	C	X	5m	PS						CA	20C	20F	P	EX
*1	AGUILAR Inaki		12/18	66.7%	6/6			0/3	6/7	0/2									
13	ANDREO Angel Luis																		
Totals			12/18	66.7%	6/6			0/3	6/7	0/2									

Time Out	
Exclusions With Substitution	2
Exclusions W/Subst after 4 min.	

CAN - Canada (Blue)

Cap No.	Name	Estimated Time Played	Goals/Shots							AS	TF	ST	BL	SP	Personal Fouls			
			Total	%	A	C	X	5m	PS						CA	20C	20F	P
*1	RANDALL Robin	32:00										1						
2	KUDABA Constantine	17:29	0/1	0.0%				0/1				1	0/1		1	1		
3	DIGGLE Devon	10:08	0/1	0.0%	0/1													
*4	MITCHELL Kevin	22:27	0/3	0.0%	0/1			0/2				1						
*5	BOYD Justin	22:33	1/2	50.0%	0/1				1/1		1							
*6	MARKS Thomas	15:27	1/5	20.0%	0/2			0/1	1/2				1		3		S	
7	JUNG Brandon	8:26	0/1	0.0%				0/1							1			
*8	GRAHAM Kevin	23:58	1/9	11.1%	0/5			1/1	0/3		1	1	1	2/3				
*9	FELTHAM Aaron	20:59	2/6	33.3%	0/1			1/2	0/2	1/1					1			
10	PALAMAREVIC Sasa	6:29									2							
11	SAYEGH Jean	18:33	1/2	50.0%				1/1	0/1		1							
*12	MILLER Nathaniel	25:31									3							
13	YOUNGBLUD Nic																	
Totals			6/30	20.0%	0/11			3/5	1/12	2/2		10	4	2	2/4	6	1	1
Cap No.	Goalkeepers	Estimated Time Played	Saves/Shots							AS	TF	ST	BL	SP	Personal Fouls			
			Total	%	A	C	X	5m	PS						CA	20C	20F	P
*1	RANDALL Robin		7/23	30.4%	4/12			2/3	1/8									
13	YOUNGBLUD Nic																	
Totals			7/23	30.4%	4/12			2/3	1/8									

Time Out	1
Exclusions With Substitution	1
Exclusions W/Subst after 4 min.	



RESULTS

比赛成绩 / RÉSULTATS

HUN 10 - 10 MNE
(3 : 3, 3 : 1, 2 : 4, 2 : 2)

Water Temperature: 26°C / 79°F

Referees: MARGETA Boris (SLO)
CAPUTI Massimiliano (ITA)

TWPC Delegates: FIROIU Niculae
MARTINEZ Eugenio

HUN - Hungary (White)

Cap No.	Name	Estimated Time Played	Goals/Shots							AS	TF	ST	BL	SP	Personal Fouls				
			Total	%	A	C	X	5m	PS						CA	20C	20F	P	EX
*1	SZECSI Zoltan	32:00																	
*2	VARGA Tamas	13:46	0/3	0.0%			0/1	0/2										1	
*3	MADARAS Norbert	20:12	1/3	33.3%			1/2	0/1				1		0/1					
*4	VARGA Denes Andor	8:40	2/2	100.0%	1/1		1/1												
*5	KASAS Tamas	28:53	2/5	40.0%	0/1		1/3		1/1			2	2	2/2					
6	HOSNYANSZKY Norbert	1:10															1	S	
*7	KISS Gergely	28:19	0/4	0.0%	0/2			0/1	0/1			2		1			1		
8	BENEDEK Tibor	16:26	2/3	66.7%			2/2	0/1				1					1		
9	VARGA Daniel Rudolf	15:35	0/3	0.0%	0/1		0/1	0/1			1	1		1			1		
*10	BIROS Peter	27:59	1/3	33.3%	0/1			0/1	1/1			2	1	1	1/1		1	1	
11	KIS Gabor	11:23	1/1	100.0%	1/1							2							
12	MOLNAR Tamas	19:37	1/1	100.0%				1/1				3					2		
13	GERGELY Istvan																		
Totals			10/28	35.7%	2/7		5/10	1/8	2/3		1	13	4	3	3/4		8	1	1
Cap No.	Goalkeepers	Estimated Time Played	Saves/Shots							AS	TF	ST	BL	SP	Personal Fouls				
			Total	%	A	C	X	5m	PS						CA	20C	20F	P	EX
*1	SZECSI Zoltan		8/18	44.4%	4/6	0/1	0/2	4/7	0/2										
13	GERGELY Istvan																		
Totals			8/18	44.4%	4/6	0/1	0/2	4/7	0/2										

Time Out	1
Exclusions With Substitution	1
Exclusions W/Subst after 4 min.	

MNE - Montenegro (Blue)

Cap No.	Name	Estimated Time Played	Goals/Shots							AS	TF	ST	BL	SP	Personal Fouls					
			Total	%	A	C	X	5m	PS						CA	20C	20F	P	EX	
1	RADIC Zdravko																			
2	BRGULJAN Drasko	10:00										1	2							
3	PASKOVIC Vjekoslav	2:20												0/1						
4	VUKCEVIC Nikola	8:21										2					1			
*5	JANOVIC Nikola	31:32	0/4	0.0%				0/4						2			1			
*6	TICIC Milan	10:49														2		1	S	
*7	JANOVIC Mladjan	24:44	4/5	80.0%	1/2		1/1		2/2			1	1	1	1/1	2	1		S	
8	USKOKOVIC Veljko	9:28	1/1	100.0%	1/1							1								
*9	IVOVIC Aleksandar	26:22	2/9	22.2%	0/5			2/4				3	2	2	0/2	1	1	1	S	
10	ZLOKOVIC Boris	16:53	0/1	0.0%			0/1					2		1			1			
*11	GOJKOVIC Vladimir	31:02	2/4	50.0%	0/1	1/1		1/2				3	1	1				1		
*12	JOKIC Predrag	20:29	1/2	50.0%			1/1	0/1				1					2			
*13	SCEPANOVIC Milos	32:00												2						
Totals			10/26	38.5%	2/9	1/1	2/3	3/11	2/2		1	13	8	7	1/4		10	2	3	3
Cap No.	Goalkeepers	Estimated Time Played	Saves/Shots							AS	TF	ST	BL	SP	Personal Fouls					
			Total	%	A	C	X	5m	PS						CA	20C	20F	P	EX	
1	RADIC Zdravko																			
*13	SCEPANOVIC Milos		7/17	41.2%	3/5		0/5	3/4	1/3											
Totals			7/17	41.2%	3/5		0/5	3/4	1/3											

Time Out	1
Exclusions With Substitution	3
Exclusions W/Subst after 4 min.	



YINGDONG NATATORIUM
英东游泳馆
PISCINE DE YINGDONG

SUN 星期日 DIM
10 AUG 2008
14:00

WATER POLO
水球 / WATER-POLO

MEN
男子项目 / HOMMES

PRELIMINARY ROUND - GROUP A - MATCH 4
预赛A组 - 第4场 / TOUR PRÉLIMINAIRE - GROUPE A - MATCH 4



RESULTS

比赛成绩 / RÉSULTATS

AUS 12 - 8 GRE
(5 : 5, 4 : 3, 2 : 0, 1 : 0)

Water Temperature: 26°C / 79°F

Referees: BOCK Torsten (GER)
CHANEY Aaron (USA)

TWPC Delegates: EL ALLAM Farid
BESTIT Luis

AUS - Australia (White)

Cap No.	Name	Estimated Time Played	Goals/Shots							AS	TF	ST	BL	SP	Personal Fouls					
			Total	%	A	C	X	5m	PS						CA	20C	20F	P	EX	
*1	STANTON James	32:00	0/1	0.0%				0/1				1								
2	CAMPBELL Richie	18:15	1/4	25.0%	1/1		0/1	0/2			1	1				1				
*3	FRANKLIN Trent	15:20	0/4	0.0%	0/2	0/1		0/1		1										
*4	FIGLIOLI Pietro	27:43	4/8	50.0%	0/1		2/3	2/4		1		4	1	1/2						
*5	MAITLAND Robert	9:30									2					2	1		S	
6	MARTIN Anthony	11:25	1/1	100.0%		1/1										2				
7	NEESHAM Tim	14:15	1/2	50.0%	1/2					1	1					1				
*8	McGREGOR Sam	20:21	3/7	42.9%	2/3		1/1	0/3				2				2	1		S	
*9	WHALAN Thomas	28:29	1/1	100.0%			1/1							1/1		1	1			
*10	WOODS Gavin	19:36	1/4	25.0%	0/2		1/2					3							1	
11	HOWDEN Rhys	16:44	0/2	0.0%	0/1			0/1						1/1						
12	BEADSWORTH Jamie	10:22	0/1	0.0%			0/1					3								
13	STERK Rafael																			
Totals			12/35	34.3%	4/12	1/2	5/9	2/12			3	10	8	1	3/4		9	3	1	2

Cap No.	Goalkeepers	Saves/Shots							
		Total	%	A	C	X	5m	PS	CA
*1	STANTON James	5/13	38.5%	0/1		2/6	3/5	0/1	
13	STERK Rafael								
Totals		5/13	38.5%	0/1		2/6	3/5	0/1	

Time Out		1
Exclusions With Substitution		2
Exclusions W/Subst after 4 min.		

GRE - Greece (Blue)

Cap No.	Name	Estimated Time Played	Goals/Shots							AS	TF	ST	BL	SP	Personal Fouls					
			Total	%	A	C	X	5m	PS						CA	20C	20F	P	EX	
*1	DELIGIANNIS Nikolaos	32:00																		
2	SCHIZAS Anastasios	12:05														2				
*3	MAZIS Dimitrios	22:21	1/3	33.3%			0/1	1/2			1									
4	KOKKINAKIS Konstantinos	13:45	1/2	50.0%			0/1	1/1			1	1								
*5	THOMAKOS Ioannis	22:18	1/3	33.3%	1/1			0/2			2			1/1		1	1			
6	THEODOROPOULOS Argyris	14:31	0/2	0.0%			0/1	0/1			1						1			
*7	AFROUDAKIS Christos	27:54	1/2	50.0%			1/2					1	1	0/2		1				
*8	NTOSKAS Georgios	24:29	3/4	75.0%			2/2	0/1	1/1		1	1					3		S	
*9	AFROUDAKIS Georgios	19:08	0/1	0.0%			0/1				8		1				1			
*10	MITELLOUDIS Dimitrios	8:13	0/1	0.0%			0/1										1			
11	VLONTAKIS Antonios	12:51	0/1	0.0%			0/1				2	1	1						2	
12	MYLONAKIS Emmanouil	14:25	1/1	100.0%			1/1							0/1		1				
13	REPPAS Georgios																			
Totals			8/20	40.0%	1/1		4/11	2/7	1/1			17	4	3	1/4		6	8		1

Cap No.	Goalkeepers	Saves/Shots							
		Total	%	A	C	X	5m	PS	CA
*1	DELIGIANNIS Nikolaos	15/27	55.6%	7/11	1/2	2/7	5/7		
13	REPPAS Georgios								
Totals		15/27	55.6%	7/11	1/2	2/7	5/7		

Time Out		2
Exclusions With Substitution		1
Exclusions W/Subst after 4 min.		



RESULTS

比赛成绩 / RÉSULTATS

AUS 12 - 8 GRE
(5 : 5, 4 : 3, 2 : 0, 1 : 0)

Water Temperature: 26°C / 79°F

Referees: BOCK Torsten (GER)
CHANEY Aaron (USA)

TWPC Delegates: EL ALLAM Farid
BESTIT Luis

Period	AUS - Australia													GRE - Greece														
	Possession		EX	Goals (G) / Misses (M)										CT	Possession		EX	Goals (G) / Misses (M)										CT
	#	Time		X		A		FT		5m		PS			#	Time		X		A		FT		5m		PS		
				G	M	G	M	G	M	G	M	G	M					G	M	G	M	G	M	G	M	G	M	
Quarter 1	11	3:41		3		2	1				2			10	4:19		3	2				2						
Quarter 2	12	3:44		2	2	1	2			1	2		2	11	4:16		1	1	1			1		2	1			
Quarter 3	12	4:55		0	1	1	3			1	4		1	9	3:05		0	2					1					
Quarter 4	10	5:01	2	0	1	1	3				2		2	7	2:59	1	0	2					1					
Total	45	17:21	2	5	4	5	9			2	10		5	37	14:39	1	4	7	1		1	2	4	1				

Match AUS - GRE														
Possession		EX	Goals (G) / Misses (M)										CT	
#	Time		X		A		FT		5m		PS			
			G	M	G	M	G	M	G	M	G	M		
82	32:00	3	9	11	6	9		1	4	14	1		5	

Legend:			
#	Number of possessions	*	Starting line-up
20F	20 seconds exclusion in the field		
BL	Blocked shot	C	Centre shot
EX	Exclusion (S - with substitution, N - with substitution after 4 min.)		
M	Misses	P	Penalty
TF	Turnover foul	TWPC	Technical Water Polo Committee
20C	20 seconds exclusion in the centre forward position		
5m	5 metre shot	A	Action shot
CA	Counter attack	CT	Corner throw
		FT	Free throw
		SP	Sprint (won/sprints)
		X	Extra player shot
		AS	Assist
		G	Goals
		ST	Steals



YINGDONG NATATORIUM
英东游泳馆
PISCINE DE YINGDONG

TUE 星期二 MAR
12 AUG 2008
9:30

WATER POLO
水球 / WATER-POLO

MEN
男子项目 / HOMMES

PRELIMINARY ROUND - GROUP A - MATCH 7
预赛A组 - 第7场 / TOUR PRÉLIMINAIRE - GROUPE A - MATCH 7



RESULTS

比赛成绩 / RÉSULTATS

CAN 0 - 12 MNE
(0 : 3, 0 : 4, 0 : 4, 0 : 1)

Water Temperature: 26°C / 79°F

Referees: KNIGHTS Stephen (NZL)
PINKER Guy (RSA)

TWPC Delegates: BROCHERO Monica
WHITEHOUSE John

CAN - Canada (White)

Cap No.	Name	Estimated Time Played	Goals/Shots							AS	TF	ST	BL	SP	Personal Fouls					
			Total	%	A	C	X	5m	PS						CA	20C	20F	P	EX	
*1	RANDALL Robin	16:00										2								
2	KUDABA Constantine	12:27	0/1	0.0%				0/1				1						1		
3	DIGGLE Devon	4:53	0/1	0.0%	0/1															
*4	MITCHELL Kevin	21:33	0/1	0.0%				0/1				1								
*5	BOYD Justin	27:06	0/3	0.0%	0/1			0/1	0/1			1	1	1	0/1					
*6	MARKS Thomas	19:33	0/2	0.0%				0/2				4	1				1	1		
7	JUNG Brandon	12:55																		
*8	GRAHAM Kevin	23:59	0/3	0.0%	0/1			0/2				2	2		1/3		1			
*9	FELTHAM Aaron	24:39	0/4	0.0%	0/1			0/1	0/2			2	1	1					1	
10	PALAMAREVIC Sasa	8:16	0/1	0.0%	0/1							2								
11	SAYEGH Jean	12:55	0/2	0.0%				0/1	0/1			1							1	
*12	MILLER Nathaniel	23:44	0/1	0.0%	0/1							11	2						2	
13	YOUNGBLUD Nic	16:00																		
Totals			0/19	0.0%	0/6			0/3	0/10			26	12	2	1/4		2	3	3	
Cap No.	Goalkeepers	Estimated Time Played	Saves/Shots							AS	TF	ST	BL	SP	Personal Fouls					
			Total	%	A	C	X	5m	PS						CA	20C	20F	P	EX	
*1	RANDALL Robin		2/9	22.2%	1/2	0/2	0/2	1/2	0/1											
13	YOUNGBLUD Nic		2/7	28.6%	1/4	1/1	0/1	0/1												
Totals			4/16	25.0%	2/6	1/3	0/3	1/2	0/2											

Time Out	1
Exclusions With Substitution	
Exclusions W/Subst after 4 min.	

MNE - Montenegro (Blue)

Cap No.	Name	Estimated Time Played	Goals/Shots							AS	TF	ST	BL	SP	Personal Fouls					
			Total	%	A	C	X	5m	PS						CA	20C	20F	P	EX	
1	RADIC Zdravko	16:00																		
2	BRGULJAN Drasko	12:18								1		2							1	
3	PASKOVIC Vjekoslav	18:08	0/1	0.0%		0/1								2/3						
4	VUKCEVIC Nikola	14:30	2/3	66.7%		2/3						3	1	1						
*5	JANOVIC Nikola	21:20	1/3	33.3%				0/1	1/2			1	4	2						
*6	TICIC Milan	16:45	1/1	100.0%			1/1							1				2		
*7	JANOVIC Mladjan	23:35	2/3	66.7%	1/1		1/1	0/1				1	3							
8	USKOKOVIC Veljko	17:46	1/2	50.0%	1/1		0/1							2						
*9	IVOVIC Aleksandar	21:15	1/2	50.0%	1/2									1			1/1			
10	ZLOKOVIC Boris	2:28	1/2	50.0%		0/1	1/1					1							1	
*11	GOJKOVIC Vladimir	22:57	2/4	50.0%	1/1			1/3				1	5	3						
*12	JOKIC Predrag	20:58	1/3	33.3%	0/1		0/1		1/1			1	1	3					1	
*13	SCEPANOVIC Milos	16:00																		
Totals			12/24	50.0%	4/6	2/5	3/5	1/5	2/3			5	19	16	2	3/4		3	2	
Cap No.	Goalkeepers	Estimated Time Played	Saves/Shots							AS	TF	ST	BL	SP	Personal Fouls					
			Total	%	A	C	X	5m	PS						CA	20C	20F	P	EX	
1	RADIC Zdravko		6/6	100.0%	4/4			2/2												
*13	SCEPANOVIC Milos		8/8	100.0%	1/1			7/7												
Totals			14/14	100.0%	5/5			2/2	7/7											

Time Out	1
Exclusions With Substitution	
Exclusions W/Subst after 4 min.	



YINGDONG NATATORIUM
英东游泳馆
PISCINE DE YINGDONG

TUE 星期二 MAR
12 AUG 2008
10:50

WATER POLO
水球 / WATER-POLO

MEN
男子项目 / HOMMES

PRELIMINARY ROUND - GROUP A - MATCH 8
预赛A组 - 第8场 / TOUR PRÉLIMINAIRE - GROUPE A - MATCH 8



RESULTS

比赛成绩 / RÉSULTATS

ESP 9 - 8 AUS
(4 : 0, 2 : 4, 2 : 2, 1 : 2)

Water Temperature: 26°C / 79°F

Referees: MARGETA Boris (SLO)
CAPUTI Massimiliano (ITA)

TWPC Delegates: EL ALLAM Farid
SHARONOV Evgeny

ESP - Spain (White)

Cap No.	Name	Estimated Time Played	Goals/Shots							AS	TF	ST	BL	SP	Personal Fouls				
			Total	%	A	C	X	5m	PS						CA	20C	20F	P	EX
*1	AGUILAR Inaki	32:00																	
2	GARCIA Mario Jose	8:59	1/1	100.0%	1/1													2	
*3	MARTIN David	26:24	1/2	50.0%	1/1				0/1			1		1				1	
*4	PERRONE Ricardo	22:42	1/2	50.0%	1/2							2			0/3				
*5	MOLINA Guillermo	27:01	1/3	33.3%	0/2				1/1					1				2	
*6	MINGUELL Marc	8:53	0/1	0.0%					0/1					1				3	S
7	GALLEGO Ivan	2:59	1/1	100.0%	1/1													2	
8	PIRALKOV Svilen	11:21																	
*9	VALLES Xavier	18:07	0/1	0.0%	0/1							9							
*10	PERRONE Felipe	31:13	1/6	16.7%	1/1			0/1	0/4			1	1	1	1			1	
11	PEREZ Ivan Ernesto	12:37										1		1					
12	GARCIA Javier	21:44	3/5	60.0%	1/1			2/3	0/1			1		1		0/1			
13	ANDREO Angel Luis																		
Totals			9/22	40.9%	6/10			2/4	1/8			1	16	5	2	0/4		11	1
Cap No.	Goalkeepers	Estimated Time Played	Saves/Shots							AS	TF	ST	BL	SP	Personal Fouls				
			Total	%	A	C	X	5m	PS						CA	20C	20F	P	EX
*1	AGUILAR Inaki		7/15	46.7%	3/4	0/2	2/6	2/3											
13	ANDREO Angel Luis																		
Totals			7/15	46.7%	3/4	0/2	2/6	2/3											

Time Out	2
Exclusions With Substitution	1
Exclusions W/Subst after 4 min.	

AUS - Australia (Blue)

Cap No.	Name	Estimated Time Played	Goals/Shots							AS	TF	ST	BL	SP	Personal Fouls				
			Total	%	A	C	X	5m	PS						CA	20C	20F	P	EX
*1	STANTON James	32:00										1							
2	CAMPBELL Richie	16:07	0/3	0.0%			0/1	0/2										1	
*3	FRANKLIN Trent	16:05	1/1	100.0%			1/1					1							
*4	FIGLIOLI Pietro	26:24	1/5	20.0%	1/1		0/2	0/2						1	1	4/4			
*5	MAITLAND Robert	19:00	1/1	100.0%			1/1											2	
6	MARTIN Anthony	8:07	1/2	50.0%	0/1		1/1											2	
7	NEESHAM Tim	15:55	0/2	0.0%	0/1		0/1											1	
*8	McGREGOR Sam	23:15	0/2	0.0%		0/1		0/1				1	4					1	1
*9	WHALAN Thomas	28:41	2/3	66.7%			1/1	1/2						5				1	
*10	WOODS Gavin	21:32	2/3	66.7%		2/2	0/1					1		2					
11	HOWDEN Rhys	8:54	0/1	0.0%	0/1														
12	BEADSWORTH Jamie	8:00	0/1	0.0%	0/1							1		2				1	
13	STERK Rafael																		
Totals			8/24	33.3%	1/5	2/3	4/9	1/7				3	13	4	1	4/4		9	1
Cap No.	Goalkeepers	Estimated Time Played	Saves/Shots							AS	TF	ST	BL	SP	Personal Fouls				
			Total	%	A	C	X	5m	PS						CA	20C	20F	P	EX
*1	STANTON James		10/19	52.6%	1/7		2/4	7/8											
13	STERK Rafael																		
Totals			10/19	52.6%	1/7		2/4	7/8											

Time Out	2
Exclusions With Substitution	
Exclusions W/Subst after 4 min.	



RESULTS

比赛成绩 / RÉSULTATS

GRE 6 - 17 HUN (2 : 7, 2 : 2, 1 : 4, 1 : 4)

Water Temperature: 26°C / 79°F

Referees: RAK Mladen (CRO)
CIRIC Mihajlo (SRB)

TWPC Delegates: AMINI Khosrow
MARTINEZ Eugenio

GRE - Greece (White)

Cap No.	Name	Estimated Time Played	Goals/Shots							AS	TF	ST	BL	SP	Personal Fouls				
			Total	%	A	C	X	5m	PS						CA	20C	20F	P	EX
*1	DELIGIANNIS Nikolaos	5:17										1							
*2	SCHIZAS Anastasios	24:28	2/6	33.3%			1/3	1/3				1	3				1		
*3	MAZIS Dimitrios	22:25									5	1					2		
4	KOKKINAKIS Konstantinos	11:48	0/3	0.0%	0/1			0/2								1			
*5	THOMAKOS Ioannis	14:15	1/2	50.0%	0/1			1/1			1			0/1		1			
6	THEODOROPOULOS Argyris	10:23	0/2	0.0%	0/1			0/1											
*7	AFROUDAKIS Christos	28:34	0/4	0.0%			0/2	0/2						0/2			1		
*8	NTOSKAS Georgios	25:43	0/5	0.0%	0/2		0/2	0/1					1						
9	AFROUDAKIS Georgios	16:08	1/4	25.0%	1/3		0/1				3	1							
10	MITELLOUDIS Dimitrios	11:45	1/1	100.0%	1/1											1			
*11	VLONTAKIS Antonios	15:52	1/2	50.0%			1/2				3								
12	MYLONAKIS Emmanouil	10:39	0/1	0.0%	0/1						2	1	1	0/1			1		
13	REPPAS Georgios	26:43									1	1							
Totals			6/30	20.0%	2/10		2/10	2/10			3	14	8	1	0/4	6	1	1	
Cap No.	Goalkeepers	Estimated Time Played	Saves/Shots							AS	TF	ST	BL	SP	Personal Fouls				
			Total	%	A	C	X	5m	PS						CA	20C	20F	P	EX
*1	DELIGIANNIS Nikolaos		0/5	0.0%	0/1	0/1	0/1	0/1	0/1	0/1									
13	REPPAS Georgios		6/18	33.3%	1/1	1/4	1/5	3/7	0/1										
Totals			6/23	26.1%	1/2	1/5	1/6	3/8	0/1	0/1									
Time Out														1					
Exclusions With Substitution																			
Exclusions W/Subst after 4 min.																			

HUN - Hungary (Blue)

Cap No.	Name	Estimated Time Played	Goals/Shots							AS	TF	ST	BL	SP	Personal Fouls			
			Total	%	A	C	X	5m	PS						CA	20C	20F	P
*1	SZECSI Zoltan	24:00										2						
*2	VARGA Tamas	7:51											1			3		S
3	MADARAS Norbert	18:01	2/4	50.0%	1/1		0/1	1/2			1							
4	VARGA Denes Andor	19:02	1/3	33.3%		0/1	1/1	0/1				1	2	1/1				
*5	KASAS Tamas	19:30	1/2	50.0%	0/1	1/1					1	3	1	2/2		1		
6	HOSNYANSZKY Norbert	9:47	1/2	50.0%				1/2							3		S	
*7	KISS Gergely	24:52	1/4	25.0%	0/1		1/1	0/2			1	2						
*8	BENEDEK Tibor	21:07	3/3	100.0%				2/2		1/1	1	1	3			1		
9	VARGA Daniel Rudolf	11:49	2/2	100.0%			1/1	1/1			1				3		S	
*10	BIROS Peter	27:13	4/4	100.0%		1/1	2/2		1/1				1	1/1				
11	KIS Gabor	15:16	0/1	0.0%				0/1			4					1		
*12	MOLNAR Tamas	17:32	2/4	50.0%	0/1	2/3					3		1			1		
13	GERGELY Istvan	8:00																
Totals			17/29	58.6%	1/4	4/6	5/6	5/11	1/1	1/1	4	15	9	4	4/4	10	3	3
Cap No.	Goalkeepers	Estimated Time Played	Saves/Shots							AS	TF	ST	BL	SP	Personal Fouls			
			Total	%	A	C	X	5m	PS						CA	20C	20F	P
*1	SZECSI Zoltan		7/12	58.3%	4/5		1/3	2/4										
13	GERGELY Istvan		6/7	85.7%	4/5		2/2											
Totals			13/19	68.4%	8/10		3/5	2/4										
Time Out																		
Exclusions With Substitution															3			
Exclusions W/Subst after 4 min.																		



RESULTS

比赛成绩 / RÉSULTATS

GRE 6 - 17 HUN
(2 : 7, 2 : 2, 1 : 4, 1 : 4)

Water Temperature: 26°C / 79°F

Referees: RAK Mladen (CRO)
CIRIC Mihajlo (SRB)

TWPC Delegates: AMINI Khosrow
MARTINEZ Eugenio

Period	GRE - Greece												HUN - Hungary																
	Possession		EX	Goals (G) / Misses (M)										CT	Possession		EX	Goals (G) / Misses (M)										CT	
	#	Time		X		A		FT		5m		PS			#	Time		X		A		FT		5m		PS			
			G	M	G	M	G	M	G	M	G	M	G	M			G	M	G	M	G	M	G	M	G	M			
Quarter 1	12	4:35		1	3			1				1	2			11	3:25		1		3	2			2		1		
Quarter 2	10	3:36				1	3					1	3			12	4:24		1	1	1			1		1			
Quarter 3	9	3:38		1	2								2			11	4:22	1	3			1	1			2		1	
Quarter 4	13	4:33		0	3	1	4					1		1		10	3:27	2		2	2	1	1	1	1	1			
Total	44	16:22		2	8	2	8					2	8		1	44	15:38	3	5	1	6	5	2	2	3	4	1	1	

Match GRE - HUN														
Possession		EX	Goals (G) / Misses (M)										CT	
#	Time		X		A		FT		5m		PS			
		G	M	G	M	G	M	G	M	G	M	G	M	
88	32:00	3	7	9	8	13	2	2	5	12	1			2

Legend:			
#	Number of possessions	*	Starting line-up
20F	20 seconds exclusion in the field		
BL	Blocked shot	C	Centre shot
EX	Exclusion (S - with substitution, N - with substitution after 4 min.)		
M	Misses	P	Penalty
TF	Turnover foul	TWPC	Technical Water Polo Committee
20C	20 seconds exclusion in the centre forward position		
5m	5 metre shot	A	Action shot
CA	Counter attack	CT	Corner throw
		FT	Free throw
		SP	Sprint (won/sprints)
		X	Extra player shot
		AS	Assist
		G	Goals
		ST	Steals



RESULTS

比赛成绩 / RÉSULTATS

HUN 8 - 5 ESP
(2 : 3, 4 : 2, 0 : 0, 2 : 0)

Water Temperature: 26°C / 79°F

Referees: CIRIC Mihajlo (SRB)
CHANEY Aaron (USA)

TWPC Delegates: FIROIU Niculae
MARTINEZ Eugenio

HUN - Hungary (White)

Cap No.	Name	Estimated Time Played	Goals/Shots							AS	TF	ST	BL	SP	Personal Fouls				
			Total	%	A	C	X	5m	PS						CA	20C	20F	P	EX
*1	SZECSI Zoltan	32:00										1							
*2	VARGA Tamas	10:24	0/4	0.0%					0/4										2
3	MADARAS Norbert	17:38	0/2	0.0%					0/1				1						
4	VARGA Denes Andor	12:49	2/2	100.0%			1/1	1/1						0/1					1
*5	KASAS Tamas	26:57	1/4	25.0%	0/2			1/2					1	1	1		2/2		1
6	HOSNYANSZKY Norbert	6:39	0/1	0.0%	0/1								1						1
*7	KISS Gergely	24:21	1/2	50.0%	1/2							1							2
*8	BENEDEK Tibor	22:01	2/3	66.7%	0/1			2/2					2		1	1			1
9	VARGA Daniel Rudolf	12:50	0/1	0.0%				0/1						1	1				1
*10	BIROS Peter	26:20	0/1	0.0%	0/1									1	1/1				1
11	KIS Gabor	17:01	2/3	66.7%	0/1	1/1	1/1						4		1				
*12	MOLNAR Tamas	15:00	0/2	0.0%	0/1			0/1					3						
13	GERGELY Istvan																		
Totals			8/25	32.0%	1/9	2/2	5/7	0/6		0/1			2	10	5	5	3/4		10
Cap No.	Goalkeepers	Estimated Time Played	Saves/Shots							AS	TF	ST	BL	SP	Personal Fouls				
			Total	%	A	C	X	5m	PS						CA	20C	20F	P	EX
*1	SZECSI Zoltan		6/11	54.5%	1/2	0/1	0/1	5/7											
13	GERGELY Istvan																		
Totals			6/11	54.5%	1/2	0/1	0/1	5/7											

Time Out	2
Exclusions With Substitution	
Exclusions W/Subst after 4 min.	

ESP - Spain (Blue)

Cap No.	Name	Estimated Time Played	Goals/Shots							AS	TF	ST	BL	SP	Personal Fouls						
			Total	%	A	C	X	5m	PS						CA	20C	20F	P	EX		
*1	AGUILAR Inaki	32:00																			
2	GARCIA Mario Jose	15:30	0/2	0.0%			0/1	0/1					1				0/1		3		
*3	MARTIN David	27:44	0/2	0.0%				0/2					1	2	1						
*4	PERRONE Ricardo	22:04	0/2	0.0%	0/1			0/1					1	2			0/2				
*5	MOLINA Guillermo	29:59	2/7	28.6%			0/1	2/6					2	1		2					
*6	MINGUELL Marc	6:52	1/3	33.3%	0/1		1/1	0/1											2		
7	GALLEGO Ivan	6:21	0/1	0.0%				0/1											3		
8	PIRALKOV Svilen	5:19	0/2	0.0%				0/2											S		
*9	VALLES Xavier	20:14											1		2				1		
*10	PERRONE Felipe	30:40	1/2	50.0%	1/1			0/1					2	2							
11	PEREZ Ivan Ernesto	10:35	1/1	100.0%		1/1							2								
12	GARCIA Javier	16:42	0/2	0.0%				0/2											2		
13	ANDREO Angel Luis																				
Totals			5/24	20.8%	1/3	1/1	1/3	2/17					2	12	7	5	1/4		9	3	2
Cap No.	Goalkeepers	Estimated Time Played	Saves/Shots							AS	TF	ST	BL	SP	Personal Fouls						
			Total	%	A	C	X	5m	PS						CA	20C	20F	P	EX		
*1	AGUILAR Inaki		8/16	50.0%	4/5	0/2	0/5	3/3													
13	ANDREO Angel Luis																				
Totals			8/16	50.0%	4/5	0/2	0/5	3/3													

Time Out	1
Exclusions With Substitution	2
Exclusions W/Subst after 4 min.	



RESULTS

比赛成绩 / RÉSULTATS

HUN 8 - 5 ESP
(2 : 3, 4 : 2, 0 : 0, 2 : 0)

Water Temperature: 26°C / 79°F

Referees: CIRIC Mihajlo (SRB)
CHANEY Aaron (USA)

TWPC Delegates: FIROIU Niculae
MARTINEZ Eugenio

Period	HUN - Hungary												ESP - Spain															
	Possession		EX	Goals (G) / Misses (M)										CT	Possession		EX	Goals (G) / Misses (M)										CT
	#	Time		X		A		FT		5m		PS			#	Time		X		A		FT		5m		PS		
				G	M	G	M	G	M	G	M	G	M					G	M	G	M	G	M	G	M	G	M	
Quarter 1	9	3:41		2	1		2							9	4:19				1	1	1		1	1				
Quarter 2	10	3:27		2		2	3						1	10	4:33		1		1			1		5				
Quarter 3	9	4:03					3		2		3		1	8	3:57						1		4					
Quarter 4	7	2:59		1	1	1	1		1					9	5:01	2	0	2		1				3		1		
Total	35	14:10		5	2	3	9		3		3		2	36	17:50	2	1	2	2	2	1	2	1	13		1		

Match HUN - ESP															
Possession		EX	Goals (G) / Misses (M)										CT		
#	Time		X		A		FT		5m		PS				
			G	M	G	M	G	M	G	M	G	M			
71	32:00	2	6	4	5	11	1	5	1	16					3

Legend:			
#	Number of possessions	*	Starting line-up
20F	20 seconds exclusion in the field		
BL	Blocked shot	C	Centre shot
EX	Exclusion (S - with substitution, N - with substitution after 4 min.)		
M	Misses	P	Penalty
TF	Turnover foul	TWPC	Technical Water Polo Committee
20C	20 seconds exclusion in the centre forward position		
5m	5 metre shot	A	Action shot
CA	Counter attack	CT	Corner throw
		FT	Free throw
		SP	Sprint (won/sprints)
		X	Extra player shot
AS	Assist	G	Goals
		ST	Steals



YINGDONG NATATORIUM
英东游泳馆
PISCINE DE YINGDONG

THU 星期四 JEU
14 AUG 2008
14:00

WATER POLO
水球 / WATER-POLO

MEN
男子项目 / HOMMES

PRELIMINARY ROUND - GROUP A - MATCH 16
预赛A组 - 第16场 / TOUR PRÉLIMINAIRE - GROUPE A - MATCH 16



RESULTS

比赛成绩 / RÉSULTATS

MNE 10 - 6 GRE
(3 : 1, 2 : 1, 5 : 2, 0 : 2)

Water Temperature: 26°C / 79°F

Referees: TULGA Ahmet Erhan (TUR)
MARGETA Boris (SLO)

TWPC Delegates: FRADY William Ensign
BROCHERO Monica

MNE - Montenegro (White)

Cap No.	Name	Estimated Time Played	Goals/Shots							AS	TF	ST	BL	SP	Personal Fouls			
			Total	%	A	C	X	5m	PS						CA	20C	20F	P
1	RADIC Zdravko																	
2	BRGULJAN Drasko	4:08																
3	PASKOVIC Vjekoslav	11:13	0/1	0.0%					0/1			1	1/2					
4	VUKCEVIC Nikola	9:26	1/2	50.0%	0/1				1/1		4						1	
*5	JANOVIC Nikola	26:33	0/4	0.0%					0/1	0/3	2	1					1	
6	TICIC Milan	18:50	1/1	100.0%	1/1							1				1		1
*7	JANOVIC Mladjan	27:04	2/7	28.6%	0/4	0/1			1/1	1/1	1		1/1			1		
8	USKOKOVIC Veljko	12:55	0/2	0.0%	0/1				0/1		2	1						
*9	IVOVIC Aleksandar	24:21	0/2	0.0%	0/1				0/1			1		1/1		2		
*10	ZLOKOVIC Boris	9:51	2/2	100.0%	1/1				1/1		2							
*11	GOJKOVIC Vladimir	26:51	2/4	50.0%		1/1	1/1	0/2			1	1				1		
*12	JOKIC Predrag	20:48	2/2	100.0%			1/1	1/1			1	3	1					2
*13	SCEPANOVIC Milos	32:00																
Totals			10/27	37.0%	2/9	1/2	4/5	2/10	1/1		6	14	4	3/4		4	3	3
Cap No.	Goalkeepers	Saves/Shots							Time Out		Exclusions With Substitution		Exclusions W/Subst after 4 min.					
		Total	%	A	C	X	5m	PS	CA									
1	RADIC Zdravko																	
*13	SCEPANOVIC Milos	11/17	64.7%	2/2	2/3	1/1	6/8	0/2	0/1									1
Totals		11/17	64.7%	2/2	2/3	1/1	6/8	0/2	0/1									

GRE - Greece (Blue)

Cap No.	Name	Estimated Time Played	Goals/Shots							AS	TF	ST	BL	SP	Personal Fouls			
			Total	%	A	C	X	5m	PS						CA	20C	20F	P
*1	DELIGIANNIS Nikolaos	32:00										1						
*2	SCHIZAS Anastasios	21:39	1/3	33.3%	0/1			1/2								2		
*3	MAZIS Dimitrios	19:10	1/5	20.0%			0/1	0/3	1/1						1			
4	KOKKINAKIS Konstantinos	12:34	0/1	0.0%				0/1							1		1	
5	THOMAKOS Ioannis																	
*6	THEODOROPOULOS Argyris	17:20	0/1	0.0%	0/1							1			1			
*7	AFROUDAKIS Christos	30:16	1/7	14.3%	0/1	1/1	0/1	0/3	0/1		1	2	1	1/1				
8	NTOSKAS Georgios	27:41	2/5	40.0%	0/1			0/2	1/1	1/1	1	1	1			1		
9	AFROUDAKIS Georgios	17:56	1/2	50.0%		0/1		1/1			7							
10	MITELOUDIS Dimitrios	6:48	0/1	0.0%				0/1							1		1	
*11	VLONTAKIS Antonios	14:04	0/1	0.0%		0/1					6							
*12	MYLONAKIS Emmanouil	24:32	0/1	0.0%	0/1							1	1	0/3	2			
13	REPPAS Georgios																	
Totals			6/27	22.2%	0/5	1/3	0/2	2/13	2/3	1/1		15	5	4	1/4	8	2	1
Cap No.	Goalkeepers	Saves/Shots							Time Out		Exclusions With Substitution		Exclusions W/Subst after 4 min.					
		Total	%	A	C	X	5m	PS	CA									
*1	DELIGIANNIS Nikolaos	8/18	44.4%	4/6	1/2	0/4	3/5	0/1										
13	REPPAS Georgios																	
Totals		8/18	44.4%	4/6	1/2	0/4	3/5	0/1										



RESULTS

比赛成绩 / RÉSULTATS

MNE 10 - 6 GRE
(3 : 1, 2 : 1, 5 : 2, 0 : 2)

Water Temperature: 26°C / 79°F

Referees: TULGA Ahmet Erhan (TUR)
MARGETA Boris (SLO)

TWPC Delegates: FRADY William Ensign
BROCHERO Monica

Period	MNE - Montenegro												GRE - Greece																									
	Possession		EX	Goals (G) / Misses (M)										CT	Possession		EX	Goals (G) / Misses (M)										CT										
				X		A		FT		5m		PS						X		A		FT		5m		PS												
	#	Time		G	M	G	M	G	M	G	M	G	M		G	M		G	M	G	M	G	M	G	M	#	Time		G	M	G	M	G	M	G	M		
Quarter 1	11	4:04		1		1	1				2	1		1	11	3:56		0	2	1											4						1	
Quarter 2	10	4:21				2	3				1			1	12	3:39														3					2	1	1	1
Quarter 3	9	4:05		3						1	2	1			9	3:55													2	1				3	1			
Quarter 4	11	4:17		0	1		4			2		1			10	3:43													1	2				1	2			
Total	41	16:47		4	1	3	8			3	2	5	1		42	15:13		0	2	2	7	1						1	11	2	1	2						

Match MNE - GRE																	
Possession		EX	Goals (G) / Misses (M)										CT				
			X		A		FT		5m		PS						
#	Time		G	M	G	M	G	M	G	M	G	M		G	M		
83	32:00		4	3	5	15	1	3	3	16	3	1	4				

Legend:			
#	Number of possessions	*	Starting line-up
20F	20 seconds exclusion in the field		
BL	Blocked shot	C	Centre shot
EX	Exclusion (S - with substitution, N - with substitution after 4 min.)		
M	Misses	P	Penalty
TF	Turnover foul	TWPC	Technical Water Polo Committee
20C	20 seconds exclusion in the centre forward position		
5m	5 metre shot	A	Action shot
CA	Counter attack	CT	Corner throw
		FT	Free throw
		SP	Sprint (won/sprints)
		X	Extra player shot
AS	Assist	G	Goals
		ST	Steals



RESULTS

比赛成绩 / RÉSULTATS

AUS 8 - 5 CAN
(2 : 3, 2 : 1, 3 : 1, 1 : 0)

Water Temperature: 26°C / 79°F

Referees: BOCK Torsten (GER)
KLOPPER Johan Karel (NED)

TWPC Delegates: EL ALLAM Farid
SHARONOV Evgeny

AUS - Australia (White)

Cap No.	Name	Estimated Time Played	Goals/Shots							AS	TF	ST	BL	SP	Personal Fouls				
			Total	%	A	C	X	5m	PS						CA	20C	20F	P	EX
*1	STANTON James	32:00									1		1						
2	CAMPBELL Richie	13:15	1/2	50.0%	1/2							1	2			1			
*3	FRANKLIN Trent	19:05	2/2	100.0%	2/2						1	1	1						
*4	FIGLIOLI Pietro	27:17	3/5	60.0%	2/2	0/1			1/2		1	2	2	3/3					
*5	MAITLAND Robert	19:07	0/2	0.0%				0/1	0/1			3			1				
6	MARTIN Anthony	13:07	1/4	25.0%	0/2				0/1	1/1					1				
7	NEESHAM Tim	8:14	0/2	0.0%	0/2						1				2	1		S	
*8	McGREGOR Sam	20:43	1/3	33.3%				1/2	0/1							2			
*9	WHALAN Thomas	29:58	0/3	0.0%	0/2				0/1		1	2	1	1	1				
*10	WOODS Gavin	18:42	0/5	0.0%	0/4	0/1							1						
11	HOWDEN Rhys	9:14									1		1	1/1					
12	BEADSWORTH Jamie	13:18	0/1	0.0%		0/1						5	1						
13	STERK Rafael																		
Totals			8/29	27.6%	5/16	0/3	1/3	1/6		1/1	5	13	9	3	4/4	6	3		1
Cap No.	Goalkeepers	Estimated Time Played	Saves/Shots							AS	TF	ST	BL	SP	Personal Fouls				
			Total	%	A	C	X	5m	PS						CA	20C	20F	P	EX
*1	STANTON James		8/13	61.5%	0/2			1/4	7/7										
13	STERK Rafael																		
Totals			8/13	61.5%	0/2			1/4	7/7										

Time Out	2
Exclusions With Substitution	1
Exclusions W/Subst after 4 min.	

CAN - Canada (Blue)

Cap No.	Name	Estimated Time Played	Goals/Shots							AS	TF	ST	BL	SP	Personal Fouls			
			Total	%	A	C	X	5m	PS						CA	20C	20F	P
*1	RANDALL Robin	32:00	0/1	0.0%					0/1			1						
2	KUDABA Constantine	22:33	1/5	20.0%				1/1	0/4		1							
3	DIGGLE Devon	8:31									1	1						
*4	MITCHELL Kevin	23:05	1/4	25.0%	1/1				0/3		1		1		1			
*5	BOYD Justin	18:46	0/2	0.0%					0/2		1	1	1					
*6	MARKS Thomas	18:51	0/1	0.0%				0/1				1				2		
7	JUNG Brandon	13:58	0/1	0.0%	0/1											1		
*8	GRAHAM Kevin	12:57	0/1	0.0%					0/1		1	1		0/2		3		S
*9	FELTHAM Aaron	19:11	2/3	66.7%				2/2	0/1		1	1	1	0/2		1	2	S
10	PALAMAREVIC Sasa	4:25									1							
11	SAYEGH Jean	25:01	1/4	25.0%	1/1				0/3		2					1		
*12	MILLER Nathaniel	24:42									5	1				1		S
13	YOUNGBLUD Nic																	
Totals			5/22	22.7%	2/3			3/4	0/15		16	7	2	0/4	4	8		3
Cap No.	Goalkeepers	Estimated Time Played	Saves/Shots							AS	TF	ST	BL	SP	Personal Fouls			
			Total	%	A	C	X	5m	PS						CA	20C	20F	P
*1	RANDALL Robin		10/18	55.6%	5/10	2/2	0/1	3/4	0/1									
13	YOUNGBLUD Nic																	
Totals			10/18	55.6%	5/10	2/2	0/1	3/4	0/1									

Time Out	2
Exclusions With Substitution	3
Exclusions W/Subst after 4 min.	



RESULTS

比赛成绩 / RÉSULTATS

AUS 8 - 5 CAN
(2 : 3, 2 : 1, 3 : 1, 1 : 0)

Water Temperature: 26°C / 79°F

Referees: BOCK Torsten (GER)
KLOPPER Johan Karel (NED)

TWPC Delegates: EL ALLAM Farid
SHARONOV Evgeny

Period	AUS - Australia												CAN - Canada															
	Possession		EX	Goals (G) / Misses (M)										CT	Possession		EX	Goals (G) / Misses (M)										CT
				X		A		FT		5m		PS						X		A		FT		5m		PS		
	#	Time		G	M	G	M	G	M	G	M	G	M		G	M		#	Time	G	M	G	M	G	M	G	M	
Quarter 1	10	3:52		1		1	4		1					10	4:08		2		1			1				1		
Quarter 2	11	3:45				1	5			1	1			10	4:15		1								5			
Quarter 3	11	3:33	1	0	1	3	3		2		1			10	4:27	1			1	1		1			2			
Quarter 4	10	4:57		0	1	1	2							8	3:03	2	0	1				1			4			
Total	42	16:07	1	1	2	6	14		3	1	2			38	15:53	3	3	1	2	1		3		12		1		

Match AUS - CAN														
Possession		EX	Goals (G) / Misses (M)										CT	
			X		A		FT		5m		PS			
#	Time		G	M	G	M	G	M	G	M	G	M		
80	32:00	4	4	3	8	15		6	1	14				3

Legend:			
#	Number of possessions	*	Starting line-up
20F	20 seconds exclusion in the field		
BL	Blocked shot	C	Centre shot
EX	Exclusion (S - with substitution, N - with substitution after 4 min.)		
M	Misses	P	Penalty
TF	Turnover foul	TWPC	Technical Water Polo Committee
20C	20 seconds exclusion in the centre forward position		
5m	5 metre shot	A	Action shot
CA	Counter attack	CT	Corner throw
		FT	Free throw
		SP	Sprint (won/sprints)
		X	Extra player shot
AS	Assist	G	Goals
		ST	Steals



YINGDONG NATATORIUM
英东游泳馆
PISCINE DE YINGDONG

SAT 星期六 SAM
16 AUG 2008
10:50

WATER POLO
水球 / WATER-POLO

MEN
男子项目 / HOMMES

PRELIMINARY ROUND - GROUP A - MATCH 20
预赛A组 - 第20场 / TOUR PRÉLIMINAIRE - GROUPE A - MATCH 20



RESULTS

比赛成绩 / RÉSULTATS

CAN 7 - 13 GRE
(1 : 6, 4 : 5, 2 : 1, 0 : 1)

Water Temperature: 26°C / 79°F

Referees: HART Michael Edward (AUS)
NI Shiwei (CHN)

TWPC Delegates: BROCHERO Monica
MARTINEZ Eugenio

CAN - Canada (White)

Cap No.	Name	Estimated Time Played	Goals/Shots							AS	TF	ST	BL	SP	Personal Fouls				
			Total	%	A	C	X	5m	PS						CA	20C	20F	P	EX
*1	RANDALL Robin	16:00	0/1	0.0%				0/1											
2	KUDABA Constantine	11:58	0/3	0.0%				0/3			1						1		
3	DIGGLE Devon	6:24																	
*4	MITCHELL Kevin	21:04	1/4	25.0%	0/1		0/1	1/2			1								
*5	BOYD Justin	19:49	0/1	0.0%				0/1									1		
*6	MARKS Thomas	25:01	0/1	0.0%				0/1			1						1	1	
7	JUNG Brandon	7:26	0/1	0.0%	0/1														
*8	GRAHAM Kevin	29:28	3/8	37.5%	1/3		1/1	1/4			2	2		4/4				1	
*9	FELTHAM Aaron	24:22	3/7	42.9%	2/2		1/1	0/3	0/1		1	1					1		
10	PALAMAREVIC Sasa	6:59									2	1					1		
11	SAYEGH Jean	14:28									1							1	
*12	MILLER Nathaniel	25:01	0/2	0.0%	0/1			0/1			6								
13	YOUNGBLUD Nic	16:00																	
Totals			7/28	25.0%	3/8		2/3	2/16	0/1		15	4		4/4		5	1	2	

Cap No.	Goalkeepers	Saves/Shots								
		Total	%	A	C	X	5m	PS	CA	
*1	RANDALL Robin	8/19	42.1%	4/9		1/4	3/5	0/1		
13	YOUNGBLUD Nic	11/13	84.6%	3/3	1/2	1/1	5/6		1/1	
Totals		19/32	59.4%	7/12	1/2	2/5	8/11	0/1	1/1	

Time Out	2
Exclusions With Substitution	
Exclusions W/Subst after 4 min.	

GRE - Greece (Blue)

Cap No.	Name	Estimated Time Played	Goals/Shots							AS	TF	ST	BL	SP	Personal Fouls					
			Total	%	A	C	X	5m	PS						CA	20C	20F	P	EX	
*1	DELIGIANNIS Nikolaos	32:00																		
*2	SCHIZAS Anastasios	24:53	1/3	33.3%	1/1		0/1	0/1				3	1					1		
3	MAZIS Dimitrios	16:32	1/2	50.0%	1/1		0/1										3		S	
4	KOKKINAKIS Konstantinos	14:24	0/2	0.0%			0/1	0/1				1					2			
5	THOMAKOS Ioannis																			
6	THEODOROPOULOS Argyris	17:26	3/4	75.0%	1/2		1/1		1/1								1			
*7	AFROUDAKIS Christos	26:32	1/5	20.0%				1/4	0/1				1	1	0/2					
*8	NTOSKAS Georgios	30:33	4/8	50.0%	1/1		2/2	1/4		0/1	2	2	2							
*9	AFROUDAKIS Georgios	17:59	1/6	16.7%	0/4	1/2					4						1			
*10	MITLOUDIS Dimitrios	15:09	1/3	33.3%	1/1			0/2					1	1						
11	VLONTAKIS Antonios	14:11	1/3	33.3%	0/2			1/1			2									
*12	MYLONAKIS Emmanouil	14:21	0/1	0.0%	0/1						1		1	1	0/2					
13	REPPAS Georgios																			
Totals			13/37	35.1%	5/13	1/2	3/6	3/13	1/2	0/1	3	8	9	4	0/4	7	1	1		

Cap No.	Goalkeepers	Saves/Shots								
		Total	%	A	C	X	5m	PS	CA	
*1	DELIGIANNIS Nikolaos	8/15	53.3%	2/5		0/2	5/7	1/1		
13	REPPAS Georgios									
Totals		8/15	53.3%	2/5		0/2	5/7	1/1		

Time Out	1
Exclusions With Substitution	1
Exclusions W/Subst after 4 min.	



RESULTS

比赛成绩 / RÉSULTATS

CAN 7 - 13 GRE
(1 : 6, 4 : 5, 2 : 1, 0 : 1)

Water Temperature: 26°C / 79°F

Referees: HART Michael Edward (AUS)
NI Shiwei (CHN)

TWPC Delegates: BROCHERO Monica
MARTINEZ Eugenio

Period	CAN - Canada													GRE - Greece																				
	Possession		EX	Goals (G) / Misses (M)										CT	Possession		EX	Goals (G) / Misses (M)										CT						
	#	Time		X		A		FT		5m		PS			#	Time		X		A		FT		5m		PS								
				G	M	G	M	G	M	G	M	G	M					G	M	G	M	G	M	G	M	G	M							
Quarter 1	12	3:45				1	2					3			11	4:15		3	1	3	2												1	
Quarter 2	11	4:03		1		1					2	5			1	11	3:57				2	2	1	2	1	2	1	2	1				2	
Quarter 3	9	3:46		1		1	1					3			13	4:14		0	1		4				1	3						2		
Quarter 4	11	4:09		0	1		2					3		1	10	3:51	1	0	1	1	2								3					
Total	43	15:43		2	1	3	5				2	14		1	1	45	16:17	1	3	3	6	10	1	2	2	2	8	1	1	1	4			

Match CAN - GRE																
Possession		EX	Goals (G) / Misses (M)										CT			
#	Time		X		A		FT		5m		PS					
			G	M	G	M	G	M	G	M	G	M				
88	32:00	1	5	4	9	15	1	2	4	22	1	2	5			

Legend:			
#	Number of possessions	*	Starting line-up
20F	20 seconds exclusion in the field		
BL	Blocked shot	C	Centre shot
EX	Exclusion (S - with substitution, N - with substitution after 4 min.)		
M	Misses	P	Penalty
TF	Turnover foul	TWPC	Technical Water Polo Committee
20C	20 seconds exclusion in the centre forward position		
5m	5 metre shot	A	Action shot
CA	Counter attack	CT	Corner throw
		FT	Free throw
		SP	Sprint (won/sprints)
		X	Extra player shot
AS	Assist	G	Goals
		ST	Steals



RESULTS

比赛成绩 / RÉSULTATS

ESP 12 - 6 MNE
(3 : 0, 4 : 1, 3 : 4, 2 : 1)

Water Temperature: 26°C / 79°F

Referees: CHANEY Aaron (USA)
TULGA Ahmet Erhan (TUR)

TWPC Delegates: SHARONOV Evgeny
FIROIU Niculae

ESP - Spain (White)

Cap No.	Name	Estimated Time Played	Goals/Shots							AS	TF	ST	BL	SP	Personal Fouls				
			Total	%	A	C	X	5m	PS						CA	20C	20F	P	EX
*1	AGUILAR Inaki	32:00										2							
2	GARCIA Mario Jose	19:27	1/1	100.0%	1/1							2		1	1/1		2		
*3	MARTIN David	23:50	1/1	100.0%										1			1		
*4	PERRONE Ricardo	14:06													0/1				
*5	MOLINA Guillermo	29:27	3/5	60.0%	2/3				1/2			1	2	1	1		1		
*6	MINGUELL Marc	16:19	0/2	0.0%					0/2				1				2		
7	GALLEGO Ivan	11:18	1/1	100.0%					1/1								3		S
8	PIRALKOV Svilen	4:56																	
*9	VALLES Xavier	15:51	1/1	100.0%	1/1								1						
10	PERRONE Felipe	30:11	2/6	33.3%	1/2	1/2			0/2			2	2	1					
*11	PEREZ Ivan Ernesto	14:36	1/3	33.3%	1/2				0/1				3						
12	GARCIA Javier	11:59	2/3	66.7%	0/1				1/1				2		1/2		2		
13	ANDREO Angel Luis																		
Totals			12/23	52.2%	6/10	1/2	1/2	3/8		1/1		3	15	5	2	2/4	11		1
Cap No.	Goalkeepers	Estimated Time Played	Saves/Shots							AS	TF	ST	BL	SP	Personal Fouls				
			Total	%	A	C	X	5m	PS						CA	20C	20F	P	EX
*1	AGUILAR Inaki		11/17	64.7%	1/2	3/3	2/6	4/5		1/1									
13	ANDREO Angel Luis																		
Totals			11/17	64.7%	1/2	3/3	2/6	4/5		1/1									

Time Out	2
Exclusions With Substitution	1
Exclusions W/Subst after 4 min.	

MNE - Montenegro (Blue)

Cap No.	Name	Estimated Time Played	Goals/Shots							AS	TF	ST	BL	SP	Personal Fouls				
			Total	%	A	C	X	5m	PS						CA	20C	20F	P	EX
1	RADIC Zdravko	12:33																	
2	BRGULJAN Drasko																		
3	PASKOVIC Vjekoslav	5:35	1/1	100.0%				1/1											
4	VUKCEVIC Nikola	12:01									4								
*5	JANOVIC Nikola	27:49	2/5	40.0%	1/1			1/1	0/2	0/1			2				1		
6	TICIC Milan	16:10									1		1				1		
*7	JANOVIC Mladjan	26:13	1/4	25.0%				1/2	0/2					1	1/2				
8	USKOKOVIC Veljko	13:23											1				1	1	
*9	IVOVIC Aleksandar	23:03	2/4	50.0%				1/2	1/2				1		1/2				
*10	ZLOKOVIC Boris	16:07	0/4	0.0%	0/1	0/3							3				1		
*11	GOJKOVIC Vladimir	30:24	0/4	0.0%					0/4		1	1	1					1	
*12	JOKIC Predrag	21:15	0/3	0.0%					0/2				1				1		
*13	SCEPANOVIC Milos	19:27																	
Totals			6/25	24.0%	1/2	0/3	4/7	1/12		0/1		1	13	2	3	2/4	4	3	
Cap No.	Goalkeepers	Estimated Time Played	Saves/Shots							AS	TF	ST	BL	SP	Personal Fouls				
			Total	%	A	C	X	5m	PS						CA	20C	20F	P	EX
1	RADIC Zdravko		2/5	40.0%	1/3	1/1	0/1												
*13	SCEPANOVIC Milos		3/12	25.0%	1/5	0/1		2/5	0/1										
Totals			5/17	29.4%	2/8	1/2	0/1	2/5	0/1										

Time Out	1
Exclusions With Substitution	
Exclusions W/Subst after 4 min.	



YINGDONG NATATORIUM
英东游泳馆
PISCINE DE YINGDONG

SAT 星期六 SAM
16 AUG 2008
14:00

WATER POLO
水球 / WATER-POLO

MEN
男子项目 / HOMMES

PRELIMINARY ROUND - GROUP A - MATCH 22
预赛A组 - 第22场 / TOUR PRÉLIMINAIRE - GROUPE A - MATCH 22



RESULTS

比赛成绩 / RÉSULTATS

ESP 12 - 6 MNE
(3 : 0, 4 : 1, 3 : 4, 2 : 1)

Water Temperature: 26°C / 79°F

Referees: CHANEY Aaron (USA)
TULGA Ahmet Erhan (TUR)

TWPC Delegates: SHARONOV Evgeny
FIROIU Nicolae

Period	ESP - Spain												MNE - Montenegro															
	Possession		EX	Goals (G) / Misses (M)										CT	Possession		EX	Goals (G) / Misses (M)										CT
				X		A		FT		5m		PS						X		A		FT		5m		PS		
	#	Time		G	M	G	M	G	M	G	M	G	M		G	M		G	M	G	M	G	M	G	M			
Quarter 1	9	4:19				1	3	1		1	1			9	3:41		0	1		2		1		3				
Quarter 2	11	4:06				4					1			10	3:54		1							4				
Quarter 3	8	3:48		1		1				1	1			11	4:12		3	1		1		1	1	2		1		
Quarter 4	10	4:39	1	0	1	2	2				2		1	8	3:21		0	1	1	2								
Total	38	16:52	1	1	1	8	5	1		2	5		1	38	15:08		4	3	1	5		2	1	9		1		

Match ESP - MNE													
Possession		EX	Goals (G) / Misses (M)										CT
			X		A		FT		5m		PS		
#	Time		G	M	G	M	G	M	G	M	G	M	
76	32:00	1	5	4	9	10	1	2	3	14			2

Legend:			
#	Number of possessions	*	Starting line-up
20F	20 seconds exclusion in the field		
BL	Blocked shot	C	Centre shot
EX	Exclusion (S - with substitution, N - with substitution after 4 min.)		
M	Misses	P	Penalty
TF	Turnover foul	TWPC	Technical Water Polo Committee
20C	20 seconds exclusion in the centre forward position		
5m	5 metre shot	A	Action shot
CA	Counter attack	CT	Corner throw
		FT	Free throw
		SP	Sprint (won/sprints)
		X	Extra player shot
AS	Assist	G	Goals
		ST	Steals



RESULTS

比赛成绩 / RÉSULTATS

AUS 12 - 13 HUN
(4 : 4, 1 : 5, 4 : 2, 3 : 2)

Water Temperature: 26°C / 79°F

Referees: KLOPPER Johan Karel (NED)
RAK Mladen (CRO)

TWPC Delegates: BROCHERO Monica
FRADY William Ensign

AUS - Australia (White)

Cap No.	Name	Estimated Time Played	Goals/Shots							AS	TF	ST	BL	SP	Personal Fouls				
			Total	%	A	C	X	5m	PS						CA	20C	20F	P	EX
*1	STANTON James	16:00																	
2	CAMPBELL Richie	15:02	1/4	25.0%	1/1	0/1			0/2			1	1						
3	FRANKLIN Trent	8:18	0/3	0.0%	0/1			0/2											
*4	FIGLIOLI Pietro	27:46	3/4	75.0%				1/2	2/2				1		3/3				
*5	MAITLAND Robert	11:46	1/1	100.0%	1/1							1	3			3			S
6	MARTIN Anthony	13:05	1/1	100.0%					1/1			1				2			
*7	NEESHAM Tim	20:44	1/5	20.0%	0/1	1/1	0/1	0/2				1	4			1			
*8	McGREGOR Sam	15:08	1/3	33.3%	1/1			0/2				2				1	2		S
*9	WHALAN Thomas	26:39	2/6	33.3%	0/1		1/1	1/4				1	2	2				1	S
*10	WOODS Gavin	21:50	1/3	33.3%	1/2			0/1				3	2					1	
11	HOWDEN Rhys	21:56	1/2	50.0%				1/2				1			0/1				
12	BEADSWORTH Jamie	9:46																	
13	STERK Rafael	16:00																	
Totals			12/32	37.5%	4/8	1/2	3/8	4/14				4	14	9	3/4	7	2	2	3

Cap No.	Goalkeepers	Saves/Shots							
		Total	%	A	C	X	5m	PS	CA
*1	STANTON James	4/13	30.8%	2/3	0/2	0/4	2/3		0/1
13	STERK Rafael	5/9	55.6%	3/3		1/4	1/1	0/1	
Totals		9/22	40.9%	5/6	0/2	1/8	3/4	0/1	0/1

Time Out	2
Exclusions With Substitution	3
Exclusions W/Subst after 4 min.	

HUN - Hungary (Blue)

Cap No.	Name	Estimated Time Played	Goals/Shots							AS	TF	ST	BL	SP	Personal Fouls					
			Total	%	A	C	X	5m	PS						CA	20C	20F	P	EX	
*1	SZECSI Zoltan	32:00																		
*2	VARGA Tamas	13:40									1						1			
3	MADARAS Norbert	14:05	1/1	100.0%				1/1				1		0/1		2				
4	VARGA Denes Andor	10:47	1/1	100.0%				1/1					1			1				
*5	KASAS Tamas	26:35	0/3	0.0%	0/1			0/1	0/1			4	1	3	1/2	1				
6	HOSNYANSZKY Norbert	2:38	0/1	0.0%	0/1															
*7	KISS Gergely	25:43	2/3	66.7%	1/1		1/1	0/1				2	2			2				
*8	BENEDEK Tibor	23:33	1/3	33.3%	0/1		1/1	0/1								1				
9	VARGA Daniel Rudolf	12:35	1/3	33.3%			0/1	1/2				1				1				
*10	BIROS Peter	30:16	2/4	50.0%		1/1		0/2	1/1			1	1	5	1	0/1	1			
11	KIS Gabor	15:51	2/2	100.0%		1/1	1/1					2		1				2		
*12	MOLNAR Tamas	16:17	3/5	60.0%	0/2		2/2					5		1		1	1			
13	GERGELY Istvan																			
Totals			13/26	50.0%	1/6	2/2	7/8	1/7	1/2	1/1		8	14	8	4	1/4	11	3		

Cap No.	Goalkeepers	Saves/Shots							
		Total	%	A	C	X	5m	PS	CA
*1	SZECSI Zoltan	13/25	52.0%	3/7	1/2	3/6	6/10		
13	GERGELY Istvan								
Totals		13/25	52.0%	3/7	1/2	3/6	6/10		

Time Out	1
Exclusions With Substitution	
Exclusions W/Subst after 4 min.	



RESULTS

比赛成绩 / RÉSULTATS

HUN 12 - 3 CAN
(3 : 1, 3 : 0, 1 : 2, 5 : 0)

Water Temperature: 26°C / 79°F

Referees: CIRIC Mihajlo (SRB)
LITTLEJOHN Brian (GBR)

TWPC Delegates: EL ALLAM Farid
FRADY William Ensign

HUN - Hungary (White)

Cap No.	Name	Estimated Time Played	Goals/Shots							AS	TF	ST	BL	SP	Personal Fouls			
			Total	%	A	C	X	5m	PS						CA	20C	20F	P
1	SZECSI Zoltan																	
*2	VARGA Tamas	10:26	0/1	0.0%	0/1						2							
*3	MADARAS Norbert	28:48	2/4	50.0%	1/2		1/1	0/1		2		2	0/1					
4	VARGA Denes Andor	22:52	1/4	25.0%	0/1	1/1	0/1	0/1		2	2		0/2					
*5	KASAS Tamas	22:05	2/4	50.0%		1/2	0/1	1/1				2	1	0/1		1		
6	HOSNYANSZKY Norbert	10:26	1/2	50.0%			0/1		1/1		1	2				1		
*7	KISS Gergely	24:26	1/4	25.0%	0/1		0/1	1/2		3	2						2	
8	BENEDEK Tibor																	
9	VARGA Daniel Rudolf	18:35	1/2	50.0%	1/1			0/1		1	2		1			1		
*10	BIROS Peter	25:28	2/5	40.0%	2/3		0/1	0/1			1	1	3					
11	KIS Gabor	15:49									1	1						
*12	MOLNAR Tamas	13:05	2/3	66.7%	2/2			0/1			1							
*13	GERGELY Istvan	32:00	0/1	0.0%				0/1					3					
Totals			12/30	40.0%	6/11	2/3	1/6	2/9	1/1	6	12	13	5	0/4		3	2	
Cap No.	Goalkeepers	Estimated Time Played	Saves/Shots							AS	TF	ST	BL	SP	Personal Fouls			
			Total	%	A	C	X	5m	PS						CA	20C	20F	P
1	SZECSI Zoltan																	
*13	GERGELY Istvan		9/12	75.0%	4/5	1/1		4/5	0/1									
Totals			9/12	75.0%	4/5	1/1		4/5	0/1									

Time Out	
Exclusions With Substitution	
Exclusions W/Subst after 4 min.	

CAN - Canada (Blue)

Cap No.	Name	Estimated Time Played	Goals/Shots							AS	TF	ST	BL	SP	Personal Fouls			
			Total	%	A	C	X	5m	PS						CA	20C	20F	P
*1	RANDALL Robin	32:00										2						
2	KUDABA Constantine	11:05	0/2	0.0%				0/2								2		
3	DIGGLE Devon																	
*4	MITCHELL Kevin	27:08	0/1	0.0%				0/1			1							
*5	BOYD Justin	18:29	0/4	0.0%	0/2			0/2			1							
*6	MARKS Thomas	24:46	0/3	0.0%			0/1	0/2			1	3				2		
7	JUNG Brandon	8:09	0/1	0.0%				0/1								1		
*8	GRAHAM Kevin	24:21	2/5	40.0%	1/2			0/1	1/2	1	4	2	4/4		1		1	
*9	FELTHAM Aaron	26:03	1/6	16.7%	0/2		0/1	1/3			3	1	3		1			
10	PALAMAREVIC Sasa	8:09	0/1	0.0%	0/1						1				1			
11	SAYEGH Jean	20:05	0/1	0.0%			0/1						1		1			
*12	MILLER Nathaniel	23:45	0/4	0.0%	0/3	0/1				2	6	1						
13	YOUNGBLUD Nic																	
Totals			3/28	10.7%	1/10	0/1	0/3	1/12	1/2	3	17	9	4	4/4		9	1	
Cap No.	Goalkeepers	Estimated Time Played	Saves/Shots							AS	TF	ST	BL	SP	Personal Fouls			
			Total	%	A	C	X	5m	PS						CA	20C	20F	P
*1	RANDALL Robin		8/20	40.0%	3/9	1/3	1/2	3/5	0/1									
13	YOUNGBLUD Nic																	
Totals			8/20	40.0%	3/9	1/3	1/2	3/5	0/1									

Time Out	2
Exclusions With Substitution	
Exclusions W/Subst after 4 min.	



YINGDONG NATATORIUM
英东游泳馆
PISCINE DE YINGDONG

MON 星期一 LUN
18 AUG 2008
10:50

WATER POLO
水球 / WATER-POLO

MEN
男子项目 / HOMMES

PRELIMINARY ROUND - GROUP A - MATCH 26
预赛A组 - 第26场 / TOUR PRÉLIMINAIRE - GROUPE A - MATCH 26



RESULTS

比赛成绩 / RÉSULTATS

HUN 12 - 3 CAN
(3 : 1, 3 : 0, 1 : 2, 5 : 0)

Water Temperature: 26°C / 79°F

Referees: CIRIC Mihajlo (SRB)
LITTLEJOHN Brian (GBR)

TWPC Delegates: EL ALLAM Farid
FRADY William Ensign

Period	HUN - Hungary												CAN - Canada																							
	Possession		EX	Goals (G) / Misses (M)										CT	Possession		EX	Goals (G) / Misses (M)										CT								
				X		A		FT		5m		PS						X		A		FT		5m		PS										
	#	Time		G	M	G	M	G	M	G	M	G	M		G	M		G	M	G	M	G	M	G	M	#	Time		G	M	G	M	G	M	G	M
Quarter 1	9	3:48		1	1	2	1					1				10	4:12		0	1	1	2							2							
Quarter 2	12	4:27		0	2	3	2					2				11	3:33					4							1							
Quarter 3	12	3:21		0	1	1	2					3			1	12	4:39		0	1	1	2					1	4							1	
Quarter 4	9	3:38		0	1	2	1				2	1	1			12	4:22		0	1		3						4								
Total	42	15:14		1	5	8	6				2	7	1	1	1	45	16:46		0	3	2	11					1	11							1	

Match HUN - CAN																	
Possession		EX	Goals (G) / Misses (M)										CT				
			X		A		FT		5m		PS						
#	Time		G	M	G	M	G	M	G	M	G	M		G	M		
87	32:00		1	8	10	17				3	18	1		2			

Legend:			
#	Number of possessions	*	Starting line-up
20F	20 seconds exclusion in the field		
BL	Blocked shot	C	Centre shot
EX	Exclusion (S - with substitution, N - with substitution after 4 min.)	CA	Counter attack
M	Misses	P	Penalty
TF	Turnover foul	PS	Penalty shot
		TWPC	Technical Water Polo Committee
20C	20 seconds exclusion in the centre forward position	A	Action shot
5m	5 metre shot	CT	Corner throw
		FT	Free throw
		SP	Sprint (won/sprints)
		X	Extra player shot
AS	Assist	G	Goals
		ST	Steals



RESULTS

比赛成绩 / RÉSULTATS

MNE 5 - 5 AUS
(2 : 1, 1 : 2, 0 : 1, 2 : 1)

Water Temperature: 26°C / 79°F

Referees: CHANEY Aaron (USA)
CAPUTI Massimiliano (ITA)

TWPC Delegates: SHARONOV Evgeny
FIROIU Niculae

MNE - Montenegro (White)

Cap No.	Name	Estimated Time Played	Goals/Shots							AS	TF	ST	BL	SP	Personal Fouls			
			Total	%	A	C	X	5m	PS						CA	20C	20F	P
1	RADIC Zdravko																	
2	BRGULJAN Drasko	1:26																
3	PASKOVIC Vjekoslav	12:48										1		0/3				
4	VUKCEVIC Nikola	7:27	1/1	100.0%				1/1				2						
*5	JANOVIC Nikola	26:15	0/1	0.0%	0/1						1	3	1			1	1	
*6	TICIC Milan	10:23											1			3		S
*7	JANOVIC Mladjan	29:02	1/5	20.0%			0/2	0/2	1/1			1	1			2		
8	USKOKOVIC Veljko	11:22														1		
*9	IVOVIC Aleksandar	22:44	1/3	33.3%				1/3				1	1	1	0/1	1	1	
*10	ZLOKOVIC Boris	16:41	1/3	33.3%			1/2	0/1				9		1		1		
*11	GOJKOVIC Vladimir	29:10	1/2	50.0%			1/1	0/1			1		3					
12	JOKIC Predrag	24:42	0/2	0.0%	0/2								1			1		
*13	SCEPANOVIC Milos	32:00																
Totals			5/17	29.4%	0/3		3/6	1/7	1/1		2	17	9	2	0/4	10	2	1
Cap No.	Goalkeepers	Saves/Shots							AS	TF	ST	BL	SP	Personal Fouls				
		Total	%	A	C	X	5m	PS						CA	20C	20F	P	EX
1	RADIC Zdravko																	
*13	SCEPANOVIC Milos	6/11	54.5%	1/1	1/1	1/5	3/4											
Totals			6/11	54.5%	1/1	1/1	1/5	3/4										

Time Out	2
Exclusions With Substitution	1
Exclusions W/Subst after 4 min.	

AUS - Australia (Blue)

Cap No.	Name	Estimated Time Played	Goals/Shots							AS	TF	ST	BL	SP	Personal Fouls			
			Total	%	A	C	X	5m	PS						CA	20C	20F	P
*1	STANTON James	32:00											1					
2	CAMPBELL Richie	9:21	1/1	100.0%			1/1									1		
3	FRANKLIN Trent	12:33									1	1	1			1		
*4	FIGLIOLI Pietro	27:40	0/3	0.0%	0/2			0/1				2		4/4				
5	MAITLAND Robert	15:41	0/1	0.0%			0/1									2		
*6	MARTIN Anthony	14:12	1/1	100.0%			1/1				1	1				2		
*7	NEESHAM Tim	19:27										1						
*8	McGREGOR Sam	13:02	1/3	33.3%				1/3			1	1	2			2	1	S
*9	WHALAN Thomas	32:00	0/4	0.0%			0/1	0/3				1				1		
*10	WOODS Gavin	18:44	1/3	33.3%	0/1	0/1	1/1					8						
11	HOWDEN Rhys	16:34	0/1	0.0%	0/1											1		
12	BEADSWORTH Jamie	12:46	1/2	50.0%	0/1		1/1					3					1	
13	STERK Rafael																	
Totals			5/19	26.3%	0/5	0/1	4/6	1/7			1	21	5	1	4/4	10	1	1
Cap No.	Goalkeepers	Saves/Shots							AS	TF	ST	BL	SP	Personal Fouls				
		Total	%	A	C	X	5m	PS						CA	20C	20F	P	EX
*1	STANTON James	8/13	61.5%	2/2		2/5	4/5	0/1										
13	STERK Rafael																	
Totals			8/13	61.5%	2/2		2/5	4/5	0/1									

Time Out	2
Exclusions With Substitution	1
Exclusions W/Subst after 4 min.	



RESULTS

比赛成绩 / RÉSULTATS

MNE 5 - 5 AUS
 (2 : 1, 1 : 2, 0 : 1, 2 : 1)

Water Temperature: 26°C / 79°F

Referees: CHANEY Aaron (USA)
 CAPUTI Massimiliano (ITA)

TWPC Delegates: SHARONOV Evgeny
 FIROIU Nicolae

Period	MNE - Montenegro													AUS - Australia														
	Possession		EX	Goals (G) / Misses (M)										CT	Possession		EX	Goals (G) / Misses (M)										CT
	#	Time		X		A		FT		5m		PS			#	Time		X		A		FT		5m		PS		
				G	M	G	M	G	M	G	M	G	M					G	M	G	M	G	M	G	M	G	M	
Quarter 1	10	3:20		1	1							1	1			12	4:40		0	1		1	1				1	1
Quarter 2	7	3:20		1			1		1			2				10	4:40		2			2		1		1		
Quarter 3	8	3:55		0	1		1								9	4:05	1	1			2		1		1			
Quarter 4	9	3:47	1	1	1		1	1			2			1	9	4:13		1	1		1	1	1					
Total	34	14:22	1	3	3		3	1	1		5	1		1	40	17:38	1	4	2		6	1	3		3		1	

Match MNE - AUS															
Possession		EX	Goals (G) / Misses (M)										CT		
#	Time		X		A		FT		5m		PS				
			G	M	G	M	G	M	G	M	G	M			
74	32:00	2	7	5		9	2	4		8	1		2		

Legend:							
#	Number of possessions	*	Starting line-up	20C	20 seconds exclusion in the centre forward position		
20F	20 seconds exclusion in the field			5m	5 metre shot	A	Action shot
BL	Blocked shot	C	Centre shot	CA	Counter attack	CT	Corner throw
EX	Exclusion (S - with substitution, N - with substitution after 4 min.)			FT	Free throw	SP	Sprint (won/sprints)
M	Misses	P	Penalty	PS	Penalty shot	ST	Steals
TF	Turnover foul	TWPC	Technical Water Polo Committee	X	Extra player shot		



YINGDONG NATATORIUM
英东游泳馆
PISCINE DE YINGDONG

MON 星期一 LUN
18 AUG 2008
15:20

WATER POLO
水球 / WATER-POLO

MEN
男子项目 / HOMMES

PRELIMINARY ROUND - GROUP A - MATCH 29
预赛A组 - 第29场 / TOUR PRÉLIMINAIRE - GROUPE A - MATCH 29



RESULTS

比赛成绩 / RÉSULTATS

ESP 10 - 6 GRE
(2 : 0, 3 : 0, 3 : 5, 2 : 1)

Water Temperature: 26°C / 79°F

Referees: RAK Mladen (CRO)
SIMION Mihai Angelo (ROU)

TWPC Delegates: MARTINEZ Eugenio
SHARONOV Evgeny

ESP - Spain (White)

Cap No.	Name	Estimated Time Played	Goals/Shots							AS	TF	ST	BL	SP	Personal Fouls					
			Total	%	A	C	X	5m	PS						CA	20C	20F	P	EX	
*1	AGUILAR Inaki	32:00																		
2	GARCIA Mario Jose	14:02	1/1	100.0%	1/1							1	1	0/1			1	1		
*3	MARTIN David	27:58	0/1	0.0%					0/1			2								
*4	PERRONE Ricardo	13:48	0/1	0.0%		0/1								0/2						
*5	MOLINA Guillermo	24:51	1/6	16.7%	0/2			0/1	0/2	1/1		2	2	1/1				1		
*6	MINGUELL Marc	18:08	0/1	0.0%					0/1						1	1		1	1	
7	GALLEGO Ivan	12:27	0/1	0.0%					0/1			1								
8	PIRALKOV Svilen	7:07	0/1	0.0%					0/1						2			1		
*9	VALLES Xavier	16:46										3							1	
*10	PERRONE Felipe	27:28	7/8	87.5%	3/3			3/3	1/2			1		1				1		
11	PEREZ Ivan Ernesto	13:11	0/1	0.0%				0/1				3								
12	GARCIA Javier	16:14	1/4	25.0%				1/1	0/2	0/1		1			3			1	1	
13	ANDREO Angel Luis																			
Totals			10/25	40.0%	4/6	0/1	4/6	1/10	1/2			3	13	5	4	1/4		5	3	2
Cap No.	Goalkeepers	Estimated Time Played	Saves/Shots							AS	TF	ST	BL	SP	Personal Fouls					
			Total	%	A	C	X	5m	PS						CA	20C	20F	P	EX	
*1	AGUILAR Inaki		12/18	66.7%	4/5	0/1	3/4	5/6	0/2											
13	ANDREO Angel Luis																			
Totals			12/18	66.7%	4/5	0/1	3/4	5/6	0/2											

Time Out	1
Exclusions With Substitution	
Exclusions W/Subst after 4 min.	

GRE - Greece (Blue)

Cap No.	Name	Estimated Time Played	Goals/Shots							AS	TF	ST	BL	SP	Personal Fouls						
			Total	%	A	C	X	5m	PS						CA	20C	20F	P	EX		
*1	DELIGIANNIS Nikolaos	32:00											1								
*2	SCHIZAS Anastasios	8:21	0/3	0.0%				0/1	0/2						1			2	1	S	
*3	MAZIS Dimitrios	11:35	0/3	0.0%	0/1				0/2									1			
4	KOKKINAKIS Konstantinos	13:27	1/2	50.0%		1/1			0/1					1				3		S	
5	THOMAKOS Ioannis	3:19																1			
6	THEODOROPOULOS Argyris	23:54	2/6	33.3%	1/3			0/1	0/1	1/1											
*7	AFROUDAKIS Christos	27:19	0/2	0.0%					0/2			2			1	1/1		1			
*8	NTOSKAS Georgios	32:00	1/5	20.0%	0/2				0/2	1/1		1	1	2	0/1						
*9	AFROUDAKIS Georgios	20:45	1/6	16.7%	0/2			1/3	0/1					4							
10	MITELOUDIS Dimitrios	11:38	0/1	0.0%					0/1									1	1	1	S
11	VLONTAKIS Antonios	17:16	0/2	0.0%					0/2			3									
*12	MYLONAKIS Emmanouil	22:26	1/1	100.0%					1/1			1			1	1		1			
13	REPPAS Georgios																				
Totals			6/31	19.4%	1/8	1/1	1/5	1/15	2/2			4	8	5	3	3/4		9	2	2	3
Cap No.	Goalkeepers	Estimated Time Played	Saves/Shots							AS	TF	ST	BL	SP	Personal Fouls						
			Total	%	A	C	X	5m	PS						CA	20C	20F	P	EX		
*1	DELIGIANNIS Nikolaos		7/17	41.2%	0/4	1/1	2/6	4/5	0/1												
13	REPPAS Georgios																				
Totals			7/17	41.2%	0/4	1/1	2/6	4/5	0/1												

Time Out	2
Exclusions With Substitution	3
Exclusions W/Subst after 4 min.	



RESULTS

比赛成绩 / RÉSULTATS

SRB 11 - 7 GER
(1 : 3, 5 : 2, 2 : 2, 3 : 0)

Water Temperature: 26°C / 79°F

Referees: TULGA Ahmet Erhan (TUR)
LITTLEJOHN Brian (GBR)

TWPC Delegates: DIATHESOPOULOS Dimitrios
FRADY III William Ensign

SRB - Serbia (White)

Cap No.	Name	Estimated Time Played	Goals/Shots							AS	TF	ST	BL	SP	Personal Fouls					
			Total	%	A	C	X	5m	PS						CA	20C	20F	P	EX	
*1	SEFIK Denis	32:00									1	1	2							
*2	PRLAINOVIC Andrija	24:09	0/2	0.0%				0/2				2								
3	GOCIC Zivko	11:42	1/1	100.0%				1/1					1		1/1					
*4	UDOVICIC Vanja	23:11	2/5	40.0%	1/2			1/3			2	1	2			1	1			
5	SAVIC Dejan	17:34	0/2	0.0%	0/1			0/1					1	1			2			
*6	PIJETLOVIC Dusko	17:49	4/9	44.4%		3/7	1/1	0/1				3	2							
7	RADJEN Nikola	9:20	0/1	0.0%				0/1									2			
8	FILIPOVIC Filip	21:20	1/1	100.0%	1/1								1		2/2					
*9	CIRIC Aleksandar	16:40	1/3	33.3%	1/2			0/1			1		1		1/1					
*10	SAPIC Aleksandar	28:00	2/6	33.3%	0/1			0/2	1/1	1/1		2	1				1			
*11	VUJASINOVIC Vladimir	11:37	0/1	0.0%				0/1			2								S	
12	PEKOVIC Branko	10:38										3					1			
13	SORO Slobodan																			
Totals			11/31	35.5%	3/7	3/7	1/3	2/12	1/1	1/1	6	12	11	1	4/4	7	1		1	
Cap No.	Goalkeepers	Estimated Time Played	Saves/Shots							AS	TF	ST	BL	SP	Personal Fouls					
			Total	%	A	C	X	5m	PS						CA	20C	20F	P	EX	
*1	SEFIK Denis		9/16	56.3%	3/4	0/1	0/3	6/8												
13	SORO Slobodan																			
Totals			9/16	56.3%	3/4	0/1	0/3	6/8												

Time Out	
Exclusions With Substitution	1
Exclusions W/Subst after 4 min.	

GER - Germany (Blue)

Cap No.	Name	Estimated Time Played	Goals/Shots							AS	TF	ST	BL	SP	Personal Fouls					
			Total	%	A	C	X	5m	PS						CA	20C	20F	P	EX	
*1	TCHIGIR Alexander	32:00																		
*2	NAROSKA Florian	21:19	1/3	33.3%	0/1	1/1		0/1						1			1			
3	REAL Julian	10:11	0/1	0.0%	0/1											1				
4	SAVIC Marko	19:34	1/4	25.0%	0/1			1/3				1								
5	STAMM Marko Yannik	13:19																		
*6	POLITZE Marc	22:09	2/7	28.6%			2/3	0/4				1								
*7	NOSSEK Heiko	23:41	0/3	0.0%			0/1	0/2				2	1	1						
*8	SCHERTWITIS Thomas	17:17										8								
*9	KREUZMANN Tobias	20:43	0/1	0.0%				0/1			1	2	1		0/1					
10	OELER Moritz	8:00													0/3		1			
11	SCHLOTTERBECK Andreas	14:43	1/1	100.0%			1/1					4	1							
*12	MACKEBEN Soren Christoph	21:04	2/2	100.0%	1/1			1/1			1					1	1			
13	ZELLMER Michael																			
Totals			7/22	31.8%	1/4	1/1	3/5	2/12			2	18	4	2	0/4	3	1	1		
Cap No.	Goalkeepers	Estimated Time Played	Saves/Shots							AS	TF	ST	BL	SP	Personal Fouls					
			Total	%	A	C	X	5m	PS						CA	20C	20F	P	EX	
*1	TCHIGIR Alexander		13/24	54.2%	3/6	1/4	0/1	9/11	0/1	0/1										
13	ZELLMER Michael																			
Totals			13/24	54.2%	3/6	1/4	0/1	9/11	0/1	0/1										

Time Out	
Exclusions With Substitution	
Exclusions W/Subst after 4 min.	1



YINGDONG NATATORIUM
英东游泳馆
PISCINE DE YINGDONG

SUN 星期日 DIM
10 AUG 2008
15:20

WATER POLO
水球 / WATER-POLO

MEN
男子项目 / HOMMES

PRELIMINARY ROUND - GROUP B - MATCH 5
预赛B组 - 第5场 / TOUR PRÉLIMINAIRE - GROUPE B - MATCH 5



RESULTS

比赛成绩 / RÉSULTATS

CRO 11 - 7 ITA
(3 : 3, 2 : 0, 4 : 1, 2 : 3)

Water Temperature: 26°C / 79°F

Referees: SIMION Mihai Angelo (ROU)
ANTSIFEROV Sergey (RUS)

TWPC Delegates: TAN Eng Bock
FIROIU Niculae

CRO - Croatia (White)

Cap No.	Name	Estimated Time Played	Goals/Shots							AS	TF	ST	BL	SP	Personal Fouls					
			Total	%	A	C	X	5m	PS						CA	20C	20F	P	EX	
*1	VICAN Frano	32:00																		
*2	BURIC Damir	11:14	0/1	0.0%					0/1			1					2	1	S	
3	BUSLJE Andro	9:04	2/2	100.0%				1/1	1/1			1					2		1 S	
*4	VRDOLJAK Zdeslav	20:12	1/3	33.3%				1/1	0/2			1								
5	KUNAC Aljosa	17:59	1/2	50.0%					1/2			1					1			
6	JOKOVIC Maro	22:26	0/3	0.0%				0/1	0/2			1					3/3			
*7	SMODLAKA Mile	14:38	1/2	50.0%	1/2							5								
*8	DOGAS Teo	14:01	0/1	0.0%	0/1												0/1			
9	MARKOVIC Pavo	23:49	2/3	66.7%				1/1	1/2		1		1	1			1			
*10	BARAC Samir	20:59	0/3	0.0%				0/1	0/2			1		1					1	
11	HINIC Igor	17:47	1/4	25.0%	1/3	0/1						5								
*12	BOSKOVIC Miho	19:51	3/5	60.0%	1/1			1/3	1/1			1	2	1						
13	PAVIC Josip																			
Totals			11/29	37.9%	3/7	0/1	4/8	4/13			1	14	6	3	3/4		6	1	2	2

Cap No.	Goalkeepers	Saves/Shots							
		Total	%	A	C	X	5m	PS	CA
*1	VICAN Frano	10/17	58.8%	1/1	1/4	1/2	7/8	0/2	
13	PAVIC Josip								
Totals		10/17	58.8%	1/1	1/4	1/2	7/8	0/2	

Time Out	1
Exclusions With Substitution	2
Exclusions W/Subst after 4 min.	

ITA - Italy (Blue)

Cap No.	Name	Estimated Time Played	Goals/Shots							AS	TF	ST	BL	SP	Personal Fouls				
			Total	%	A	C	X	5m	PS						CA	20C	20F	P	EX
*1	TEMPESTI Stefano	32:00											1						
2	di COSTANZO Luigi	13:30	1/4	25.0%	0/1	1/1		0/2				1							
3	BINCHI Leonardo	9:17										1					2		
*4	BUONOCORE Fabrizio	5:10															1		
5	GALLO Valentino	10:18	1/3	33.3%	0/1		1/1	0/1		1				0/2		1			
*6	FELUGO Maurizio	29:56	3/4	75.0%				1/2	2/2			3	1						
*7	MANGIANTE Andrea	24:51	0/2	0.0%	0/1			0/1					2				2		
*8	ANGELINI Alberto	22:48	0/3	0.0%	0/1			0/2		1	1								
9	BENCIVENGA Fabio	13:57	0/2	0.0%			0/1	0/1				2							
*10	CALCATERRA Alessandro	18:22	2/4	50.0%		2/3		0/1				4					2		
*11	SOTTANI Leonardo	22:41	0/1	0.0%			0/1						1		1/2				
12	MISTRANGELO Federico	21:10	0/3	0.0%			0/1	0/2											
13	VIOLETTI Fabio																		
Totals			7/26	26.9%	0/4	3/4	1/4	1/12	2/2		2	12	6		1/4		6	2	

Cap No.	Goalkeepers	Saves/Shots							
		Total	%	A	C	X	5m	PS	CA
*1	TEMPESTI Stefano	9/20	45.0%	3/6	1/1	2/6	3/7		
13	VIOLETTI Fabio								
Totals		9/20	45.0%	3/6	1/1	2/6	3/7		

Time Out	2
Exclusions With Substitution	
Exclusions W/Subst after 4 min.	



YINGDONG NATATORIUM
英东游泳馆
PISCINE DE YINGDONG

SUN 星期日 DIM
10 AUG 2008
15:20

WATER POLO
水球 / WATER-POLO

MEN
男子项目 / HOMMES

PRELIMINARY ROUND - GROUP B - MATCH 5
预赛B组 - 第5场 / TOUR PRÉLIMINAIRE - GROUPE B - MATCH 5



RESULTS

比赛成绩 / RÉSULTATS

CRO 11 - 7 ITA
(3 : 3, 2 : 0, 4 : 1, 2 : 3)

Water Temperature: 26°C / 79°F

Referees: SIMION Mihai Angelo (ROU)
ANTSIFEROV Sergey (RUS)

TWPC Delegates: TAN Eng Bock
FIROIU Niculae

Period	CRO - Croatia													ITA - Italy														
	Possession		EX	Goals (G) / Misses (M)										CT	Possession		EX	Goals (G) / Misses (M)										CT
	#	Time		X		A		FT		5m		PS			#	Time		X		A		FT		5m		PS		
				G	M	G	M	G	M	G	M	G	M					G	M	G	M	G	M	G	M	G	M	
Quarter 1	11	3:41		1	1	1	1			1	3			10	4:19		1	1	2				4					
Quarter 2	10	4:25		0	1		1			2	3			1	8	3:35		0	1		2		1	2				
Quarter 3	11	4:10	1	2	1	1				1	3			9	3:50		0	1		2		1	1	1				
Quarter 4	11	4:27	1	1	1	1	3							11	3:33				1	1			2	2	1			
Total	43	16:43	2	4	4	3	5			4	9		1	38	15:17	1	1	3	3	5	2	1	9	2	1			

Match CRO - ITA														
Possession		EX	Goals (G) / Misses (M)										CT	
#	Time		X		A		FT		5m		PS			
			G	M	G	M	G	M	G	M	G	M		
81	32:00	2	5	7	6	10		2	5	18	2		2	

Legend:			
#	Number of possessions	*	Starting line-up
20F	20 seconds exclusion in the field		
BL	Blocked shot	C	Centre shot
EX	Exclusion (S - with substitution, N - with substitution after 4 min.)		
M	Misses	P	Penalty
TF	Turnover foul	TWPC	Technical Water Polo Committee
20C	20 seconds exclusion in the centre forward position		
5m	5 metre shot	A	Action shot
CA	Counter attack	CT	Corner throw
		FT	Free throw
		SP	Sprint (won/sprints)
		X	Extra player shot
AS	Assist	G	Goals
		ST	Steals



YINGDONG NATATORIUM
英东游泳馆
PISCINE DE YINGDONG

SUN 星期日 DIM
10 AUG 2008
16:40

WATER POLO
水球 / WATER-POLO

MEN
男子项目 / HOMMES

PRELIMINARY ROUND - GROUP B - MATCH 6
预赛B组 - 第6场 / TOUR PRÉLIMINAIRE - GROUPE B - MATCH 6



RESULTS

比赛成绩 / RÉSULTATS

USA 8 - 4 CHN
(3 : 1, 1 : 2, 2 : 1, 2 : 0)

Water Temperature: 26°C / 79°F

Referees: BALFANBAYEV Alan (KAZ)
BRGULJAN Mario (MNE)

TWPC Delegates: BROCHERO Monica
SHARONOV Evgeny

USA - United States (White)

Cap No.	Name	Estimated Time Played	Goals/Shots							AS	TF	ST	BL	SP	Personal Fouls						
			Total	%	A	C	X	5m	PS						CA	20C	20F	P	EX		
*1	MOSES Merrill	32:00																			
*2	VARELLAS Peter	19:57	0/4	0.0%	0/1			0/3		1	1	1		3/3							
3	HUDNUT Peter	15:40	0/1	0.0%				0/1								1					
*4	POWERS Jeffrey	20:22	0/3	0.0%	0/2	0/1					1	2	1				1				
*5	WRIGHT Adam	23:02	0/1	0.0%				0/1		1											
6	MERLO Rick	5:49	0/1	0.0%	0/1											1					
7	BEAUBIEN Layne	20:25	2/3	66.7%			2/2	0/1					1			2	1		S		
*8	AZEVEDO Tony	26:28	5/8	62.5%	2/4		1/2	1/1	1/1		1	2	1	0/1							
*9	BAILEY Ryan	19:15	0/1	0.0%	0/1						7		1								
10	HUTTEN Tim	9:32															1				
*11	SMITH Jesse	20:48	1/6	16.7%				1/6				1				2					
12	KRUMPHOLZ James	10:42									1										
13	BROOKS Brandon																				
Totals			8/28	28.6%	2/9	0/1	3/4	2/13	1/1		2	12	6	4	3/4		7	2		1	
Cap No.	Goalkeepers	Estimated Time Played	Saves/Shots							AS	TF	ST	BL	SP	Personal Fouls						
			Total	%	A	C	X	5m	PS						CA	20C	20F	P	EX		
*1	MOSES Merrill		11/15	73.3%	2/3	2/4	3/3	4/5												1	
13	BROOKS Brandon																			1	
Totals			11/15	73.3%	2/3	2/4	3/3	4/5													

Time Out	1
Exclusions With Substitution	1
Exclusions W/Subst after 4 min.	

CHN - China (Blue)

Cap No.	Name	Estimated Time Played	Goals/Shots							AS	TF	ST	BL	SP	Personal Fouls						
			Total	%	A	C	X	5m	PS						CA	20C	20F	P	EX		
*1	GE Weiqing	32:00																			
*2	LIANG Zhongxing	24:49	1/3	33.3%	0/1	1/1		0/1			1						1				
3	WU Zhiyu	6:09									1										
*4	YU Lijun	24:21	0/1	0.0%		0/1					7	2	1								
5	LI Jun	8:27	0/1	0.0%				0/1					1			1	1				
6	TAN Feihu	7:39	0/1	0.0%		0/1					1										
7	WANG Yong	14:48	0/2	0.0%			0/1	0/1					2								
*8	LI Bin	25:37	0/3	0.0%	0/2			0/1		1						1		1			
*9	WANG Beiming	24:48	2/9	22.2%	1/1		0/1	1/7			2	1					1				
*10	XIE Junmin	21:24	1/1	100.0%		1/1					1			1/3							
*11	HAN Zhidong	21:36	0/3	0.0%	0/1			0/2				2									
12	WANG Yang	12:22	0/4	0.0%	0/1		0/2	0/1					1	0/1							
13	MA Jianjun																				
Totals			4/28	14.3%	1/6	2/4	0/4	1/14			1	13	5	5	1/4		3	2	1		
Cap No.	Goalkeepers	Estimated Time Played	Saves/Shots							AS	TF	ST	BL	SP	Personal Fouls						
			Total	%	A	C	X	5m	PS						CA	20C	20F	P	EX		
*1	GE Weiqing		6/14	42.9%	3/5		1/4	2/4	0/1												
13	MA Jianjun																				
Totals			6/14	42.9%	3/5		1/4	2/4	0/1												

Time Out	2
Exclusions With Substitution	
Exclusions W/Subst after 4 min.	



YINGDONG NATATORIUM
英东游泳馆
PISCINE DE YINGDONG

SUN 星期日 DIM
10 AUG 2008
16:40

WATER POLO
水球 / WATER-POLO

MEN
男子项目 / HOMMES

PRELIMINARY ROUND - GROUP B - MATCH 6
预赛B组 - 第6场 / TOUR PRÉLIMINAIRE - GROUPE B - MATCH 6



RESULTS

比赛成绩 / RÉSULTATS

USA 8 - 4 CHN
(3 : 1, 1 : 2, 2 : 1, 2 : 0)

Water Temperature: 26°C / 79°F

Referees: BALFANBAYEV Alan (KAZ)
BRGULJAN Mario (MNE)

TWPC Delegates: BROCHERO Monica
SHARONOV Evgeny

Period	USA - United States													CHN - China														
	Possession		EX	Goals (G) / Misses (M)										CT	Possession		EX	Goals (G) / Misses (M)										CT
	#	Time		X		A		FT		5m		PS			#	Time		X		A		FT		5m		PS		
				G	M	G	M	G	M	G	M	G	M					G	M	G	M	G	M	G	M	G	M	
Quarter 1	10	3:34		2		1	1				1			13	4:26		0	1	1	1				5			1	
Quarter 2	10	3:39		0	1	1	2				3			11	4:21		0	1	2	3				3				
Quarter 3	11	4:03		1			4	1			2		1	9	3:57		0	1		2			1	3			1	
Quarter 4	9	4:11	1				1			1	5	1		8	3:49		0	1		1				2				
Total	40	15:27	1	3	1	2	8	1		1	11	1	1	41	16:33		0	4	3	7			1	13			2	

Match USA - CHN														
Possession		EX	Goals (G) / Misses (M)										CT	
#	Time		X		A		FT		5m		PS			
			G	M	G	M	G	M	G	M	G	M		
81	32:00	1	3	5	5	15	1		2	24	1			3

Legend:			
#	Number of possessions	*	Starting line-up
20F	20 seconds exclusion in the field		
BL	Blocked shot	C	Centre shot
EX	Exclusion (S - with substitution, N - with substitution after 4 min.)		
M	Misses	P	Penalty
TF	Turnover foul	TWPC	Technical Water Polo Committee
20C	20 seconds exclusion in the centre forward position		
5m	5 metre shot	A	Action shot
CA	Counter attack	CT	Corner throw
		FT	Free throw
		SP	Sprint (won/sprints)
		X	Extra player shot
		AS	Assist
		G	Goals
		ST	Steals



YINGDONG NATATORIUM
英东游泳馆
PISCINE DE YINGDONG

TUE 星期二 MAR
12 AUG 2008
12:10

WATER POLO
水球 / WATER-POLO

MEN
男子项目 / HOMMES

PRELIMINARY ROUND - GROUP B - MATCH 9
预赛B组 - 第9场 / TOUR PRÉLIMINAIRE - GROUPE B - MATCH 9



RESULTS

比赛成绩 / RÉSULTATS

ITA 11 - 12 USA
(1 : 2, 2 : 3, 4 : 3, 4 : 4)

Water Temperature: 26°C / 79°F

Referees: BRGULJAN Mario (MNE)
PATELLI Decio Jr (BRA)

TWPC Delegates: TAN Eng Bock
BESTIT Luis

ITA - Italy (White)

Cap No.	Name	Estimated Time Played	Goals/Shots							AS	TF	ST	BL	SP	Personal Fouls				
			Total	%	A	C	X	5m	PS						CA	20C	20F	P	EX
*1	TEMPESTI Stefano	32:00									1		1						
2	di COSTANZO Luigi	3:13	0/2	0.0%	0/1			0/1					1						
3	BINCHI Leonardo	12:12	1/2	50.0%				1/2				1					2		
*4	BUONOCORE Fabrizio	5:25															1	1	
5	GALLO Valentino	22:20	3/4	75.0%	0/1		2/2	1/1				1	1	0/2		1	1		
*6	FELUGO Maurizio	30:39	3/6	50.0%			1/2	1/3		1/1		2	1	1	0/1			1	
*7	MANGIANTE Andrea	18:45	0/2	0.0%			0/1	0/1									1		
*8	ANGELINI Alberto	27:37	0/3	0.0%	0/1		0/1	0/1				1		1	1			1	
9	BENCIVENGA Fabio	16:03	0/2	0.0%		0/2						5							
*10	CALCATERRA Alessandro	16:21	2/3	66.7%	1/2	1/1						4							
*11	SOTTANI Leonardo	21:42	2/3	66.7%				2/3						1/1			1		
12	MISTRANGELO Federico	17:43												1					
13	VIOLETTI Fabio																		
Totals			11/27	40.7%	1/5	1/3	3/6	5/12	1/1			4	11	5	3	1/4	6	3	1
Cap No.	Goalkeepers	Estimated Time Played	Saves/Shots							AS	TF	ST	BL	SP	Personal Fouls				
			Total	%	A	C	X	5m	PS						CA	20C	20F	P	EX
*1	TEMPESTI Stefano		8/20	40.0%	3/5	0/1	1/6	4/7	0/1										
13	VIOLETTI Fabio																		
Totals			8/20	40.0%	3/5	0/1	1/6	4/7	0/1										

Time Out	2
Exclusions With Substitution	
Exclusions W/Subst after 4 min.	

USA - United States (Blue)

Cap No.	Name	Estimated Time Played	Goals/Shots							AS	TF	ST	BL	SP	Personal Fouls				
			Total	%	A	C	X	5m	PS						CA	20C	20F	P	EX
*1	MOSES Merrill	32:00																	
*2	VARELLAS Peter	20:40	0/3	0.0%	0/1			0/2				4		1/2					
3	HUDNUT Peter	8:22	1/2	50.0%			1/1	0/1								3		S	
*4	POWERS Jeffrey	18:43	3/3	100.0%	1/1	1/1		1/1				2				1	1		
*5	WRIGHT Adam	23:15	1/2	50.0%	0/1		1/1						2						
6	MERLO Rick	8:59	1/2	50.0%				1/2						1					
7	BEAUBIEN Layne	21:51	1/3	33.3%	1/2			0/1					1	1/1		1	1		
*8	AZEVEDO Tony	30:12	2/5	40.0%			1/2	0/2	1/1					2	1/1			1	
*9	BAILEY Ryan	20:50	1/3	33.3%			1/1	0/2				1	6	1					
10	HUTTEN Tim	11:48	1/2	50.0%				1/2									1		
*11	SMITH Jesse	21:03	0/1	0.0%				0/1				2	2				2		
12	KRUMPHOLZ James	6:17	1/1	100.0%			1/1					1							
13	BROOKS Brandon																		
Totals			12/27	44.4%	2/5	1/1	5/6	3/14	1/1			5	12	5	4	3/4	8	3	1
Cap No.	Goalkeepers	Estimated Time Played	Saves/Shots							AS	TF	ST	BL	SP	Personal Fouls				
			Total	%	A	C	X	5m	PS						CA	20C	20F	P	EX
*1	MOSES Merrill		6/17	35.3%	1/2	1/2	1/4	3/8	0/1										
13	BROOKS Brandon																		
Totals			6/17	35.3%	1/2	1/2	1/4	3/8	0/1										

Time Out	2
Exclusions With Substitution	1
Exclusions W/Subst after 4 min.	



RESULTS

比赛成绩 / RÉSULTATS

ITA 11 - 12 USA
(1 : 2, 2 : 3, 4 : 3, 4 : 4)

Water Temperature: 26°C / 79°F

Referees: BRGULJAN Mario (MNE)
PATELLI Decio Jr (BRA)

TWPC Delegates: TAN Eng Bock
BESTIT Luis

Period	ITA - Italy													USA - United States																					
	Possession		EX	Goals (G) / Misses (M)										CT	Possession		EX	Goals (G) / Misses (M)										CT							
				X		A		FT		5m		PS						X		A		FT		5m		PS									
	#	Time		G	M	G	M	G	M	G	M	G	M		G	M		G	M	G	M	G	M	G	M	#	Time		G	M	G	M	G	M	G
Quarter 1	10	4:24		0	2		2			1	2				9	3:36		1	1		1			1	1				1	1					1
Quarter 2	10	3:36		0	1	2	3				2				11	4:24		2			1		3	1	1									1	
Quarter 3	9	4:20		2			1			2	2				9	3:40		1		1				4	1										
Quarter 4	9	3:24		1		1		1		1	1				10	4:36	1	1		2	1	1	1	1		1								1	
Total	38	15:44		3	3	3	6	1		4	7				39	16:16	1	5	1	3	3	1	4	2	7	1							3		

Match ITA - USA																
Possession		EX	Goals (G) / Misses (M)										CT			
			X		A		FT		5m		PS					
#	Time		G	M	G	M	G	M	G	M	G	M		G	M	
77	32:00	1	8	4	6	9	2	4	6	14	1		3			

Legend:			
#	Number of possessions	*	Starting line-up
20F	20 seconds exclusion in the field		
BL	Blocked shot	C	Centre shot
EX	Exclusion (S - with substitution, N - with substitution after 4 min.)		
M	Misses	P	Penalty
TF	Turnover foul	TWPC	Technical Water Polo Committee
20C	20 seconds exclusion in the centre forward position		
5m	5 metre shot	A	Action shot
CA	Counter attack	CT	Corner throw
		FT	Free throw
		SP	Sprint (won/sprints)
		X	Extra player shot
		AS	Assist
		G	Goals
		ST	Steals



RESULTS

比赛成绩 / RÉSULTATS

SRB 8 - 11 CRO
(3 : 1, 1 : 4, 1 : 4, 3 : 2)

Water Temperature: 26°C / 79°F

Referees: TURCOTTE Gaetan (CAN)
KLOPPER Johan Karel (NED)

TWPC Delegates: FIROIU Nicolae
FRADY William Ensign

SRB - Serbia (White)

Cap No.	Name	Estimated Time Played	Goals/Shots							AS	TF	ST	BL	SP	Personal Fouls				
			Total	%	A	C	X	5m	PS						CA	20C	20F	P	EX
*1	SEFIK Denis	32:00										1							
*2	PRLAINOVIC Andrija	23:51	1/3	33.3%	1/1		0/1	0/1											
*3	GOCIC Zivko	3:33															1		
*4	UDOVICIC Vanja	25:42	2/5	40.0%	1/1		1/2	0/2			1	2					2		
5	SAVIC Dejan	16:25	0/1	0.0%			0/1				1						2		
*6	PIJETLOVIC Dusko	20:02	0/1	0.0%			0/1				4								
7	RADJEN Nikola	6:07															2		
8	FILIPOVIC Filip	15:28	0/1	0.0%			0/1							1/3		1			
*9	CIRIC Aleksandar	20:48	0/2	0.0%	0/1			0/1				1		1/1		1			
10	SAPIC Aleksandar	22:33	4/9	44.4%	1/1		1/5	1/2	1/1		4		1			3			S
*11	VUJASINOVIC Vladimir	26:18	1/4	25.0%	1/1		0/2	0/1			1	1				1			
12	PEKOVIC Branko	11:13	0/1	0.0%	0/1						1						1		
13	SORO Slobodan																		
Totals			8/27	29.6%	4/6		2/13	1/7	1/1		12	5	1	2/4		13	1		1

Cap No.	Goalkeepers	Saves/Shots							AS	TF	ST	BL	SP	20C	20F	P	EX	
		Total	%	A	C	X	5m	PS										CA
*1	SEFIK Denis	13/24	54.2%	2/4	1/3	2/7	8/10											
13	SORO Slobodan																	
Totals		13/24	54.2%	2/4	1/3	2/7	8/10											

Time Out	2
Exclusions With Substitution	1
Exclusions W/Subst after 4 min.	

CRO - Croatia (Blue)

Cap No.	Name	Estimated Time Played	Goals/Shots							AS	TF	ST	BL	SP	Personal Fouls				
			Total	%	A	C	X	5m	PS						CA	20C	20F	P	EX
*1	VICAN Frano	32:00																	
2	BURIC Damir	21:06	1/5	20.0%	0/1	1/1		0/3				1	1			1	1		
*3	BUSLJE Andro	12:34	0/2	0.0%				0/2				1				2			
*4	VRDOLJAK Zdeslav	19:50	0/2	0.0%			0/1	0/1		1		1				1	1		
5	KUNAC Aljosa	13:39								1	2					2		1	S
6	JOKOVIC Maro	25:33	3/5	60.0%	1/2		2/2	0/1		1			1	2/3					
7	SMODLAKA Mile	15:53	2/2	100.0%	1/1		1/1				4								
*8	DOGAS Teo	16:48	1/1	100.0%			1/1				1			0/1		1	1		
9	MARKOVIC Pavo	19:00	0/2	0.0%	0/1			0/1			1					1			
*10	BARAC Samir	28:08	3/7	42.9%			1/2	2/5		4		2				1			
*11	HINIC Igor	14:50	1/2	50.0%		1/2					4								S
*12	BOSKOVIC Miho	4:39										1				1			S
13	PAVIC Josip																		
Totals			11/28	39.3%	2/5	2/3	5/7	2/13		7	12	5	3	2/4		10	3	1	3

Cap No.	Goalkeepers	Saves/Shots							AS	TF	ST	BL	SP	20C	20F	P	EX		
		Total	%	A	C	X	5m	PS										CA	
*1	VICAN Frano	7/15	46.7%	0/4		4/6	3/4	0/1											
13	PAVIC Josip																		
Totals		7/15	46.7%	0/4		4/6	3/4	0/1											

Time Out	1
Exclusions With Substitution	3
Exclusions W/Subst after 4 min.	



RESULTS

比赛成绩 / RÉSULTATS

SRB 8 - 11 CRO
(3 : 1, 1 : 4, 1 : 4, 3 : 2)

Water Temperature: 26°C / 79°F

Referees: TURCOTTE Gaetan (CAN)
KLOPPER Johan Karel (NED)

TWPC Delegates: FIROIU Nicolae
FRADY William Ensign

Period	SRB - Serbia												CRO - Croatia															
	Possession		EX	Goals (G) / Misses (M)										CT	Possession		EX	Goals (G) / Misses (M)										CT
	#	Time		X		A		FT		5m		PS			#	Time		X		A		FT		5m		PS		
				G	M	G	M	G	M	G	M	G	M					G	M	G	M	G	M	G	M			
Quarter 1	10	3:59		1	3	2					2			9	4:01		0	2		1			1	1				
Quarter 2	9	3:43		0	3	1				2			8	4:17	1	3			1			1	1					
Quarter 3	11	3:26		0	3		2			1	1		12	4:34	1	2		2			1		4		1			
Quarter 4	9	2:55	1	1	2	1				1	1		11	5:05	1			2	2		1		3		2			
Total	39	14:03	1	2	11	4	2			1	6	1	1	40	17:57	3	5	2	4	4	2	2	9		3			

Match SRB - CRO													
Possession		EX	Goals (G) / Misses (M)										CT
#	Time		X		A		FT		5m		PS		
			G	M	G	M	G	M	G	M	G	M	
79	32:00	4	7	13	8	6		2	3	15	1		4

Legend:			
#	Number of possessions	*	Starting line-up
20F	20 seconds exclusion in the field		
BL	Blocked shot	C	Centre shot
EX	Exclusion (S - with substitution, N - with substitution after 4 min.)		
M	Misses	P	Penalty
TF	Turnover foul	TWPC	Technical Water Polo Committee
20C	20 seconds exclusion in the centre forward position		
5m	5 metre shot	A	Action shot
CA	Counter attack	CT	Corner throw
		FT	Free throw
		SP	Sprint (won/sprints)
		X	Extra player shot
		AS	Assist
		G	Goals
		ST	Steals



YINGDONG NATATORIUM
英东游泳馆
PISCINE DE YINGDONG

TUE 星期二 MAR
12 AUG 2008
16:40

WATER POLO
水球 / WATER-POLO

MEN
男子项目 / HOMMES

PRELIMINARY ROUND - GROUP B - MATCH 12
预赛B组 - 第12场 / TOUR PRÉLIMINAIRE - GROUPE B - MATCH 12



RESULTS

比赛成绩 / RÉSULTATS

CORRECTED

GER 6 - 5 CHN
(0 : 2, 5 : 2, 0 : 0, 1 : 1)

Water Temperature: 26°C / 79°F

Referees: MOLINER MOLINS Jaime (ESP)
HART Michael Edward (AUS)

TWPC Delegates: DIATHESOPOULOS Dimitrios
MARTINEZ Eugenio

GER - Germany (White)

Cap No.	Name	Estimated Time Played	Goals/Shots							AS	TF	ST	BL	SP	Personal Fouls				
			Total	%	A	C	X	5m	PS						CA	20C	20F	P	EX
*1	TCHIGIR Alexander	32:00											2						
*2	NAROSKA Florian	11:18	0/1	0.0%		0/1							1			2			
3	REAL Julian	9:29	0/2	0.0%		0/1		0/1					1						
4	SAVIC Marko	21:41	2/4	50.0%	1/2			1/2										1	
5	STAMM Marko Yannik	8:28	0/1	0.0%	0/1														
*6	POLITZE Marc	27:05	1/5	20.0%	0/1			0/3	1/1		1		1	1					
*7	NOSSEK Heiko	21:35	0/2	0.0%				0/2								2			
*8	SCHERTWITIS Thomas	19:50	2/5	40.0%	0/1	1/3	1/1				5		1						
*9	KREUZMANN Tobias	19:09	0/2	0.0%			0/1	0/1			1		1		1/2				
10	OELER Moritz	13:11	1/1	100.0%				1/1			1		1		2/2				
11	SCHLOTTERBECK Andreas	12:10	0/1	0.0%			0/1				3								
*12	MACKEBEN Soren Christoph	28:04	0/5	0.0%	0/2			0/3			1	2	3			1			
13	ZELLMER Michael																		
Totals			6/29	20.7%	1/7	1/5	1/3	2/13	1/1		2	12	10	2	3/4	5		1	
Cap No.	Goalkeepers	Estimated Time Played	Saves/Shots							AS	TF	ST	BL	SP	Personal Fouls				
			Total	%	A	C	X	5m	PS						CA	20C	20F	P	EX
*1	TCHIGIR Alexander		8/13	61.5%	3/4	0/1	0/2	4/5	1/1										1
13	ZELLMER Michael																		
Totals			8/13	61.5%	3/4	0/1	0/2	4/5	1/1										

Time Out	1
Exclusions With Substitution	
Exclusions W/Subst after 4 min.	

CHN - China (Blue)

Cap No.	Name	Estimated Time Played	Goals/Shots							AS	TF	ST	BL	SP	Personal Fouls				
			Total	%	A	C	X	5m	PS						CA	20C	20F	P	EX
*1	GE Weiqing	32:00											1						
*2	LIANG Zhongxing	14:54	0/3	0.0%	0/1			0/2						0/1					
3	WU Zhiyu	6:21									1					1			
*4	YU Lijun	24:36	2/5	40.0%		1/3	1/1	0/1			7		1						
5	LI Jun	16:48									1		1			1			
6	TAN Feihu	8:16	1/1	100.0%	1/1						1								
7	WANG Yong	15:58	0/1	0.0%				0/1			1								
*8	LI Bin	28:27	0/2	0.0%	0/1			0/1			1	2	1	2					1
*9	WANG Beiming	26:43	1/4	25.0%			1/1	0/2	0/1		2		2						
*10	XIE Junmin	23:14	0/1	0.0%				0/1			3			1	1/2	1			
*11	HAN Zhidong	22:39	1/3	33.3%	0/1			1/2			1	1	2	1				1	
12	WANG Yang	4:04													0/1				
13	MA Jianjun																		
Totals			5/20	25.0%	1/4	1/3	2/2	1/10	0/1		3	20	8	4	1/4	3	1	1	
Cap No.	Goalkeepers	Estimated Time Played	Saves/Shots							AS	TF	ST	BL	SP	Personal Fouls				
			Total	%	A	C	X	5m	PS						CA	20C	20F	P	EX
*1	GE Weiqing		11/17	64.7%	3/4	3/4	1/2	4/6	0/1										2
13	MA Jianjun																		
Totals			11/17	64.7%	3/4	3/4	1/2	4/6	0/1										

Time Out	2
Exclusions With Substitution	
Exclusions W/Subst after 4 min.	



RESULTS

比赛成绩 / RÉSULTATS

CRO 13 - 5 GER
(4 : 1, 3 : 2, 2 : 1, 4 : 1)

Water Temperature: 26°C / 79°F

Referees: MOLINER MOLINS Jaime (ESP)
ARGYROS Nikolaos (GRE)

TWPC Delegates: AMINI Khosrow
WHITEHOUSE John

CRO - Croatia (White)

Cap No.	Name	Estimated Time Played	Goals/Shots							AS	TF	ST	BL	SP	Personal Fouls					
			Total	%	A	C	X	5m	PS						CA	20C	20F	P	EX	
*1	VICAN Frano	32:00									1									
2	BURIC Damir	19:58	3/5	60.0%	1/1	1/1	1/1	0/2				1		1				1		
*3	BUSLJE Andro	9:26																1	1	
*4	VRDOLJAK Zdeslav	15:55	1/2	50.0%				0/1						2						
5	KUNAC Aljosa	13:30	0/1	0.0%	0/1												2	1	S	
*6	JOKOVIC Maro	19:46	2/4	50.0%	0/2			1/1				1		1		2/3	1			
*7	SMODLAKA Mile	15:57	2/3	66.7%		1/2	1/1					3		2				1		
8	DOGAS Teo	27:07	0/2	0.0%	0/1			0/1				1						1		
*9	MARKOVIC Pavo	14:28	2/2	100.0%	1/1	1/1						1	1	2			1	1		
*10	BARAC Samir	21:19	1/2	50.0%			1/1	0/1				1	1	2						
11	HINIC Igor	16:44	0/1	0.0%				0/1				6	1							
12	BOSKOVIC Miho	17:50	2/4	50.0%	0/1		1/1	0/1	1/1			2		1		0/1				
13	PAVIC Josip																			
Totals			13/26	50.0%	2/7	3/4	4/4	1/8	1/1	2/2		6	12	8	3	2/4		6	5	1
Cap No.	Goalkeepers	Estimated Time Played	Saves/Shots							AS	TF	ST	BL	SP	Personal Fouls					
			Total	%	A	C	X	5m	PS						CA	20C	20F	P	EX	
*1	VICAN Frano		8/13	61.5%	1/1	2/3	3/5	2/4												
13	PAVIC Josip																			
Totals			8/13	61.5%	1/1	2/3	3/5	2/4												

Time Out	1
Exclusions With Substitution	1
Exclusions W/Subst after 4 min.	

GER - Germany (Blue)

Cap No.	Name	Estimated Time Played	Goals/Shots							AS	TF	ST	BL	SP	Personal Fouls						
			Total	%	A	C	X	5m	PS						CA	20C	20F	P	EX		
*1	TCHIGIR Alexander	32:00																			
*2	NAROSKA Florian	12:19	0/2	0.0%				0/2										2	1	S	
3	REAL Julian	10:48											1				2				
4	SAVIC Marko	22:07	1/3	33.3%			1/3					2	1								
5	STAMM Marko Yannik	13:00	0/1	0.0%	0/1																
*6	POLITZE Marc	20:59	2/6	33.3%			0/2	2/4													
*7	NOSSEK Heiko	26:18	0/3	0.0%	0/3									1							
*8	SCHERTWITIS Thomas	17:18	1/2	50.0%		1/2						7		1							
*9	KREUZMANN Tobias	17:58	0/4	0.0%	0/1	0/1	0/1	0/1				2	1	1/2							
10	OELER Moritz	13:22	0/1	0.0%				0/1						2		1/2			1		
11	SCHLOTTERBECK Andreas	14:21	1/2	50.0%		0/1	1/1					3									
*12	MACKEBEN Soren Christoph	23:30	0/1	0.0%	0/1							1		2							
13	ZELLMER Michael																				
Totals			5/25	20.0%	0/5	1/5	2/7	2/8				1	15	8	1	2/4		4	1	1	1
Cap No.	Goalkeepers	Estimated Time Played	Saves/Shots							AS	TF	ST	BL	SP	Personal Fouls						
			Total	%	A	C	X	5m	PS						CA	20C	20F	P	EX		
*1	TCHIGIR Alexander		6/19	31.6%	2/4	1/4	0/4	3/4	0/1	0/2											
13	ZELLMER Michael																				
Totals			6/19	31.6%	2/4	1/4	0/4	3/4	0/1	0/2											

Time Out	1
Exclusions With Substitution	1
Exclusions W/Subst after 4 min.	



RESULTS

比赛成绩 / RÉSULTATS

CRO 13 - 5 GER
(4 : 1, 3 : 2, 2 : 1, 4 : 1)

Water Temperature: 26°C / 79°F

Referees: MOLINER MOLINS Jaime (ESP)
ARGYROS Nikolaos (GRE)

TWPC Delegates: AMINI Khosrow
WHITEHOUSE John

Period	CRO - Croatia													GER - Germany														
	Possession		EX	Goals (G) / Misses (M)										CT	Possession		EX	Goals (G) / Misses (M)										CT
	#	Time		X		A		FT		5m		PS			#	Time		X		A		FT		5m		PS		
				G	M	G	M	G	M	G	M	G	M					G	M	G	M	G	M	G	M	G	M	
Quarter 1	8	4:08		1		1	1			1	1	1		10	3:52		0	1	1	3				1				
Quarter 2	10	3:31		1		2	1		1		2			13	4:29		1	1		3		1	1	2				
Quarter 3	10	3:27	1			2	1				2			9	4:33		1	2		2				1				
Quarter 4	10	4:42		2		2	3				1			8	3:18	1	0	1		1			1	1				
Total	38	15:48	1	4		7	6		1	1	6	1	2	40	16:12	1	2	5	1	9		1	2	5				

Match CRO - GER														
Possession		EX	Goals (G) / Misses (M)										CT	
#	Time		X		A		FT		5m		PS			
			G	M	G	M	G	M	G	M	G	M		
78	32:00	2	6	5	8	15		2	3	11	1		2	

Legend:			
#	Number of possessions	*	Starting line-up
20F	20 seconds exclusion in the field		
BL	Blocked shot	C	Centre shot
EX	Exclusion (S - with substitution, N - with substitution after 4 min.)		
M	Misses	P	Penalty
TF	Turnover foul	TWPC	Technical Water Polo Committee
20C	20 seconds exclusion in the centre forward position		
5m	5 metre shot	A	Action shot
CA	Counter attack	CT	Corner throw
		FT	Free throw
		SP	Sprint (won/sprints)
		X	Extra player shot
		AS	Assist
		G	Goals
		ST	Steals



YINGDONG NATATORIUM
英东游泳馆
PISCINE DE YINGDONG

THU 星期四 JEU
14 AUG 2008
10:50

WATER POLO
水球 / WATER-POLO

MEN
男子项目 / HOMMES

PRELIMINARY ROUND - GROUP B - MATCH 14
预赛B组 - 第14场 / TOUR PRÉLIMINAIRE - GROUPE B - MATCH 14



RESULTS

比赛成绩 / RÉSULTATS

USA 2 - 4 SRB
(0 : 0, 1 : 2, 0 : 2, 1 : 0)

Water Temperature: 26°C / 79°F

Referees: ANTSIFEROV Sergey (RUS)
LITTLEJOHN Brian (GBR)

TWPC Delegates: DIATHESOPOULOS Dimitrios
BESTIT Luis

USA - United States (White)

Cap No.	Name	Estimated Time Played	Goals/Shots							AS	TF	ST	BL	SP	Personal Fouls				
			Total	%	A	C	X	5m	PS						CA	20C	20F	P	EX
*1	MOSES Merrill	32:00																	
2	VARELLAS Peter	15:19	2/3	66.7%	1/1		1/1	0/1			1	1		0/1					
3	HUDNUT Peter	17:57	0/2	0.0%				0/2			2								
*4	POWERS Jeffrey	22:09	0/4	0.0%	0/1	0/1		0/2			1	1	1						
*5	WRIGHT Adam	23:12	0/2	0.0%	0/1			0/1											
6	MERLO Rick	1:28								1									
*7	BEAUBIEN Layne	21:48	0/2	0.0%	0/1			0/1			1	1	2	2/2	2				
*8	AZEVEDO Tony	32:00	0/8	0.0%	0/3		0/1	0/3	0/1			2		1/1					
*9	BAILEY Ryan	22:14	0/3	0.0%	0/1		0/1	0/1			4								
10	HUTTEN Tim	15:01	0/1	0.0%	0/1						1	3				1			
*11	SMITH Jesse	11:06									1					2	1	S	
12	KRUMPHOLZ James	9:46	0/2	0.0%	0/1			0/1			2								
13	BROOKS Brandon																		
Totals			2/27	7.4%	1/10	0/1	1/3	0/12	0/1		1	15	8	3	3/4	5	1	1	

Cap No.	Goalkeepers	Saves/Shots							
		Total	%	A	C	X	5m	PS	CA
*1	MOSES Merrill	11/15	73.3%	3/3	2/3	2/5	4/4		
13	BROOKS Brandon								
Totals		11/15	73.3%	3/3	2/3	2/5	4/4		

Time Out		2
Exclusions With Substitution		1
Exclusions W/Subst after 4 min.		

SRB - Serbia (Blue)

Cap No.	Name	Estimated Time Played	Goals/Shots							AS	TF	ST	BL	SP	Personal Fouls				
			Total	%	A	C	X	5m	PS						CA	20C	20F	P	EX
1	SEFIK Denis																		
*2	PRLAINOVIC Andrija	16:55	0/2	0.0%				0/2				2				1			
3	GOCIC Zivko	7:52	0/1	0.0%				0/1						0/1					
*4	UDOVICIC Vanja	29:40	1/5	20.0%	0/2		1/2	0/1		1	1	3	1	0/1					
5	SAVIC Dejan	18:05									1					1			
*6	PIJETLOVIC Dusko	17:32	1/4	25.0%	0/1	1/3					7								
7	RADJEN Nikola	0:53														1			
8	FILIPOVIC Filip	5:16												1/1					
*9	CIRIC Aleksandar	18:19	0/1	0.0%				0/1				2		0/1		1	1		
*10	SAPIC Aleksandar	32:00	1/6	16.7%	0/1		1/3	0/2			1	1				1			
*11	VUJASINOVIC Vladimir	31:52	1/3	33.3%			1/1	0/2			1					2			
12	PEKOVIC Branko	13:36	0/1	0.0%		0/1					1	2							
*13	SORO Slobodan	32:00										1							
Totals			4/23	17.4%	0/4	1/4	3/6	0/9		1	13	11	1	1/4	6	1	1		

Cap No.	Goalkeepers	Saves/Shots							
		Total	%	A	C	X	5m	PS	CA
1	SEFIK Denis								
*13	SORO Slobodan	13/15	86.7%	4/5	1/1	0/1	7/7	1/1	
Totals		13/15	86.7%	4/5	1/1	0/1	7/7	1/1	

Time Out		1
Exclusions With Substitution		
Exclusions W/Subst after 4 min.		



YINGDONG NATATORIUM
英东游泳馆
PISCINE DE YINGDONG

THU 星期四 JEU
14 AUG 2008
10:50

WATER POLO
水球 / WATER-POLO

MEN
男子项目 / HOMMES

PRELIMINARY ROUND - GROUP B - MATCH 14
预赛B组 - 第14场 / TOUR PRÉLIMINAIRE - GROUPE B - MATCH 14



RESULTS

比赛成绩 / RÉSULTATS

USA 2 - 4 SRB
(0 : 0, 1 : 2, 0 : 2, 1 : 0)

Water Temperature: 26°C / 79°F

Referees: ANTSIFEROV Sergey (RUS)
LITTLEJOHN Brian (GBR)

TWPC Delegates: DIATHESOPOULOS Dimitrios
BESTIT Luis

Period	USA - United States												SRB - Serbia															
	Possession		EX	Goals (G) / Misses (M)										CT	Possession		EX	Goals (G) / Misses (M)										CT
	#	Time		X		A		FT		5m		PS			#	Time		X		A		FT		5m		PS		
				G	M	G	M	G	M	G	M	G	M					G	M	G	M	G	M	G	M	G	M	
Quarter 1	10	4:28		0	1		2		2		1		1	10	3:32				2		1		4					
Quarter 2	9	4:13		1			3		1		1		1	9	3:47		2		1		2							
Quarter 3	12	4:37					2		1		4		2	8	3:23		1	1	1	2			1					
Quarter 4	11	4:22	1	0	1	1	3				2		1	9	3:38		0	2		2			1					
Total	42	17:40	1	1	2	1	10		4		8		1	4	14:20		3	3	1	7		3		6				

Match USA - SRB													
Possession		EX	Goals (G) / Misses (M)										CT
#	Time		X		A		FT		5m		PS		
			G	M	G	M	G	M	G	M	G	M	
78	32:00	1	4	5	2	17		7		14		1	4

Legend:			
#	Number of possessions	*	Starting line-up
20F	20 seconds exclusion in the field		
BL	Blocked shot	C	Centre shot
EX	Exclusion (S - with substitution, N - with substitution after 4 min.)		
M	Misses	P	Penalty
TF	Turnover foul	TWPC	Technical Water Polo Committee
20C	20 seconds exclusion in the centre forward position		
5m	5 metre shot	A	Action shot
CA	Counter attack	CT	Corner throw
		FT	Free throw
		SP	Sprint (won/sprints)
		X	Extra player shot
AS	Assist	G	Goals
		ST	Steals



RESULTS

比赛成绩 / RÉSULTATS

CHN 7 - 19 ITA
(2 : 5, 2 : 5, 1 : 4, 2 : 5)

Water Temperature: 26°C / 79°F

Referees: KISZELLY Gabor (HUN)
KORYZNA Radoslaw Piotr (POL)

TWPC Delegates: TAN Eng Bock
MARTINEZ Eugenio

CHN - China (White)

Cap No.	Name	Estimated Time Played	Goals/Shots							AS	TF	ST	BL	SP	Personal Fouls					
			Total	%	A	C	X	5m	PS						CA	20C	20F	P	EX	
*1	GE Weiqing	32:00																		
*2	LIANG Zhongxing	24:27	1/4	25.0%	0/1	1/1	0/1	0/1		1	1	2					1			
3	WU Zhiyu	6:34										1					1			
*4	YU Lijun	24:04	0/4	0.0%	0/2	0/1	0/1			10	1									
5	LI Jun	7:33	0/1	0.0%	0/1												2	1	S	
6	TAN Feihu	7:56	0/1	0.0%	0/1						3							1		
7	WANG Yong	20:41	0/1	0.0%			0/1				1	1	1							
*8	LI Bin	27:36	1/2	50.0%			1/1				1	1						2		
*9	WANG Beiming	27:45	0/3	0.0%	0/2		0/1				1	1					1		1	
*10	XIE Junmin	19:36	3/5	60.0%	1/2		2/2	0/1			2	1	1	3/3						
*11	HAN Zhidong	19:14	2/5	40.0%	1/1		1/3	0/1			1									
12	WANG Yang	6:34	0/1	0.0%			0/1				2			1/1						
13	MA Jianjun																			
Totals			7/27	25.9%	2/10	1/2	4/11	0/3		0/1	3	22	7	2	4/4		5	2	3	1

Cap No.	Goalkeepers	Saves/Shots							
		Total	%	A	C	X	5m	PS	CA
*1	GE Weiqing	11/30	36.7%	1/5	2/6	2/7	3/5	0/3	3/4
13	MA Jianjun								
Totals		11/30	36.7%	1/5	2/6	2/7	3/5	0/3	3/4

Time Out	2
Exclusions With Substitution	1
Exclusions W/Subst after 4 min.	

ITA - Italy (Blue)

Cap No.	Name	Estimated Time Played	Goals/Shots							AS	TF	ST	BL	SP	Personal Fouls					
			Total	%	A	C	X	5m	PS						CA	20C	20F	P	EX	
*1	TEMPESTI Stefano	32:00										1	2							
2	di COSTANZO Luigi	7:32	2/3	66.7%				1/2	1/1			1	1		0/1		1	2	S	
3	BINCHI Leonardo	13:03	1/2	50.0%			1/1	0/1									1	1		
*4	BUONOCORE Fabrizio	8:54											1				3		S	
*5	GALLO Valentino	18:37	3/5	60.0%	2/4				1/1			1	1	2				1		
*6	FELUGO Maurizio	25:39	2/4	50.0%	1/1			0/1	1/1	0/1	3	2	1					1		
7	MANGIANTE Andrea	20:59	0/2	0.0%			0/1	0/1					1				1	1		
*8	ANGELINI Alberto	22:00	3/4	75.0%		1/1	2/3				1	1	1	1				1		
9	BENCIVENGA Fabio	16:44	1/3	33.3%	0/1	1/2						3		1						
*10	CALCATERRA Alessandro	16:45	4/6	66.7%		3/4		1/2				3						1		
*11	SOTTANI Leonardo	21:46	1/2	50.0%					1/2			1	1		0/2					
12	MISTRANGELO Federico	20:01	2/3	66.7%	1/1		1/1		0/1		1		1	1	0/1			1		
13	VIOLETTI Fabio																			
Totals			19/34	55.9%	4/6	4/6	5/8	2/7	3/3	1/4	6	13	11	3	0/4		9	6		2

Cap No.	Goalkeepers	Saves/Shots							
		Total	%	A	C	X	5m	PS	CA
*1	TEMPESTI Stefano	11/18	61.1%	6/8	0/1	3/7	2/2		
13	VIOLETTI Fabio								
Totals		11/18	61.1%	6/8	0/1	3/7	2/2		

Time Out	
Exclusions With Substitution	2
Exclusions W/Subst after 4 min.	



YINGDONG NATATORIUM
英东游泳馆
PISCINE DE YINGDONG

THU 星期四 JEU
14 AUG 2008
16:40

WATER POLO
水球 / WATER-POLO

MEN
男子项目 / HOMMES

PRELIMINARY ROUND - GROUP B - MATCH 18
预赛B组 - 第18场 / TOUR PRÉLIMINAIRE - GROUPE B - MATCH 18



RESULTS

比赛成绩 / RÉSULTATS

CHN 7 - 19 ITA
(2 : 5, 2 : 5, 1 : 4, 2 : 5)

Water Temperature: 26°C / 79°F

Referees: KISZELLY Gabor (HUN)
KORYZNA Radoslaw Piotr (POL)

TWPC Delegates: TAN Eng Bock
MARTINEZ Eugenio

Period	CHN - China													ITA - Italy																
	Possession		EX	Goals (G) / Misses (M)										CT	Possession		EX	Goals (G) / Misses (M)										CT		
	#	Time		X		A		FT		5m		PS			#	Time		X		A		FT		5m		PS				
				G	M	G	M	G	M	G	M	G	M					G	M	G	M	G	M	G	M					
Quarter 1	13	4:33		1	4	1	3				1			1	10	3:27		2		2	1							1		
Quarter 2	12	3:44		0	2	2	2							12	4:16		1	2	2	1				1	2	1			1	
Quarter 3	11	4:38	1	1	1		2		1					13	3:22	1	1		2	4				2	1			1		
Quarter 4	13	4:33		2			3				1			12	3:27	1	1	1	3	1			1	1				1		
Total	49	17:28	1	4	7	3	10		1			2		47	14:32	2	5	3	9	7			2	5	3		3			

Match CHN - ITA														
Possession		EX	Goals (G) / Misses (M)										CT	
#	Time		X		A		FT		5m		PS			
			G	M	G	M	G	M	G	M	G	M		
96	32:00	3	9	10	12	17		1	2	7	3		4	

Legend:			
#	Number of possessions	*	Starting line-up
20F	20 seconds exclusion in the field		
BL	Blocked shot	C	Centre shot
EX	Exclusion (S - with substitution, N - with substitution after 4 min.)		
M	Misses	P	Penalty
TF	Turnover foul	TWPC	Technical Water Polo Committee
20C	20 seconds exclusion in the centre forward position		
5m	5 metre shot	A	Action shot
CA	Counter attack	CT	Corner throw
		FT	Free throw
		SP	Sprint (won/sprints)
		X	Extra player shot
		AS	Assist
		G	Goals
		ST	Steals



RESULTS

比赛成绩 / RÉSULTATS

GER 8 - 7 ITA
(2 : 1, 3 : 1, 0 : 2, 3 : 3)

Water Temperature: 26°C / 79°F

Referees: BRGULJAN Mario (MNE)
TURCOTTE Gaetan (CAN)

TWPC Delegates: AMINI Khosrow
WHITEHOUSE John

GER - Germany (White)

Cap No.	Name	Estimated Time Played	Goals/Shots							AS	TF	ST	BL	SP	Personal Fouls				
			Total	%	A	C	X	5m	PS						CA	20C	20F	P	EX
*1	TCHIGIR Alexander	32:00										1							
*2	NAROSKA Florian	9:47	1/1	100.0%	1/1							2					3		S
3	REAL Julian	10:55										1					2		
4	SAVIC Marko	19:44	1/3	33.3%	0/1				1/2										
5	STAMM Marko Yannik	9:26	1/1	100.0%	1/1								1						
*6	POLITZE Marc	19:31	0/5	0.0%	0/1				0/4				3				1		1
*7	NOSSEK Heiko	24:41	0/5	0.0%					0/5			2							
*8	SCHERTWITIS Thomas	18:33	2/3	66.7%				2/2	0/1			2		1					
*9	KREUZMANN Tobias	21:56	1/3	33.3%	1/2			0/1				2	2	1	1/1				1
10	OELER Moritz	14:16	1/2	50.0%	1/2							2			1/3				
11	SCHLOTTERBECK Andreas	13:27	1/2	50.0%				1/1	0/1			1	1						
*12	MACKEBEN Soren Christoph	29:44	0/1	0.0%					0/1			1	1	1					1
13	ZELLMER Michael																		
Totals			8/26	30.8%	4/8			3/4	1/14			13	6	7	2/4		7	2	1

Cap No.	Goalkeepers	Saves/Shots								
		Total	%	A	C	X	5m	PS	CA	
*1	TCHIGIR Alexander	10/17	58.8%	2/4	1/2	2/2	3/5	1/1	1/3	
13	ZELLMER Michael									
Totals		10/17	58.8%	2/4	1/2	2/2	3/5	1/1	1/3	

Time Out	1
Exclusions With Substitution	1
Exclusions W/Subst after 4 min.	

ITA - Italy (Blue)

Cap No.	Name	Estimated Time Played	Goals/Shots							AS	TF	ST	BL	SP	Personal Fouls				
			Total	%	A	C	X	5m	PS						CA	20C	20F	P	EX
*1	TEMPESTI Stefano	32:00									1								
2	di COSTANZO Luigi	4:52	0/2	0.0%					0/2								1		
3	BINCHI Leonardo	18:07															2		
*4	BUONOCORE Fabrizio	3:05											1				1		
*5	GALLO Valentino	22:16	1/4	25.0%	1/1				0/2			1	2	0/1					
*6	FELUGO Maurizio	31:07	1/8	12.5%	0/2			0/1	1/3	0/2		2	1	1	1	1			1
7	MANGIANTE Andrea	13:40	0/2	0.0%					0/2					1		2/2			1 1
*8	ANGELINI Alberto	30:03	1/7	14.3%	0/2			0/1	1/4			1							
9	BENCIVENGA Fabio	13:11										3							1
*10	CALCATERRA Alessandro	18:47	3/6	50.0%	0/1	1/2	0/1			2/2		6							1
*11	SOTTANI Leonardo	24:45	1/4	25.0%	1/2			0/2				1	1		0/1				1
12	MISTRANGELO Federico	12:07	0/1	0.0%				0/1											
13	VIOLETTI Fabio																		
Totals			7/34	20.6%	2/8	1/2	0/6	2/13	0/2	2/3		3	13	6	1	2/4		5	5

Cap No.	Goalkeepers	Saves/Shots								
		Total	%	A	C	X	5m	PS	CA	
*1	TEMPESTI Stefano	10/18	55.6%	3/7			1/4	6/7		
13	VIOLETTI Fabio									
Totals		10/18	55.6%	3/7			1/4	6/7		

Time Out	1
Exclusions With Substitution	
Exclusions W/Subst after 4 min.	



YINGDONG NATATORIUM
英东游泳馆
PISCINE DE YINGDONG

SAT 星期六 SAM
16 AUG 2008
12:10

WATER POLO
水球 / WATER-POLO

MEN
男子项目 / HOMMES

PRELIMINARY ROUND - GROUP B - MATCH 21
预赛B组 - 第21场 / TOUR PRÉLIMINAIRE - GROUPE B - MATCH 21



RESULTS

比赛成绩 / RÉSULTATS

CRO 5 - 7 USA
(2 : 2, 1 : 3, 0 : 0, 2 : 2)

Water Temperature: 26°C / 79°F

Referees: SIMION Mihai Angelo (ROU)
ANTSIFEROV Sergey (RUS)

TWPC Delegates: TAN Eng Bock
BESTIT Luis

CRO - Croatia (White)

Cap No.	Name	Estimated Time Played	Goals/Shots							AS	TF	ST	BL	SP	Personal Fouls						
			Total	%	A	C	X	5m	PS						CA	20C	20F	P	EX		
*1	VICAN Frano	32:00																			
*2	BURIC Damir	22:49	0/1	0.0%				0/1				1						1			
3	BUSLJE Andro	9:38	0/1	0.0%				0/1			1							2			
4	VRDOLJAK Zdeslav	19:21	0/2	0.0%				0/1	0/1			1	1	1/1				1			
5	KUNAC Aljosa	7:21	0/1	0.0%	0/1						1										
*6	JOKOVIC Maro	24:39	1/3	33.3%				1/1	0/2		1			2/3							
7	SMODLAKA Mile	17:18	1/1	100.0%		1/1					4							1			
*8	DOGAS Teo	23:40	2/4	50.0%	0/1			2/2	0/1		1	2	1	1							
9	MARKOVIC Pavo	18:22	0/3	0.0%	0/1			0/1	0/1				1					1			
*10	BARAC Samir	21:31	1/5	20.0%	1/1				0/4		1	1						1			
*11	HINIC Igor	14:42	0/1	0.0%		0/1						3						1			
*12	BOSKOVIC Miho	12:39	0/5	0.0%				0/1	0/4				2				1	1			
13	PAVIC Josip																				
Totals			5/27	18.5%	1/4	1/2	3/6	0/15			2	13	6	2	3/4			6	3	1	
Cap No.	Goalkeepers	Estimated Time Played	Saves/Shots							AS	TF	ST	BL	SP	Personal Fouls						
			Total	%	A	C	X	5m	PS						CA	20C	20F	P	EX		
*1	VICAN Frano		5/12	41.7%	2/3			0/2	3/6	0/1											
13	PAVIC Josip																				
Totals			5/12	41.7%	2/3			0/2	3/6	0/1											

Time Out	2
Exclusions With Substitution	
Exclusions W/Subst after 4 min.	

USA - United States (Blue)

Cap No.	Name	Estimated Time Played	Goals/Shots							AS	TF	ST	BL	SP	Personal Fouls							
			Total	%	A	C	X	5m	PS						CA	20C	20F	P	EX			
*1	MOSES Merrill	32:00										1										
*2	VARELLAS Peter	23:19	1/3	33.3%	1/2			0/1						1/3								
3	HUDNUT Peter	9:48	0/2	0.0%				0/2									2	1		S		
*4	POWERS Jeffrey	22:51	0/2	0.0%	0/1			0/1					3	1								
5	WRIGHT Adam	20:19	1/2	50.0%				0/1		1/1	2	2	3	1								
6	MERLO Rick	9:36																1				
*7	BEAUBIEN Layne	20:50	0/1	0.0%				0/1			1		1				1	1				
*8	AZEVEDO Tony	30:45	3/6	50.0%	0/2			1/2	2/2		3	1		0/1								
*9	BAILEY Ryan	15:25	1/2	50.0%				1/1	0/1		5		1									
10	HUTTEN Tim	11:24	1/2	50.0%					1/2									1				
*11	SMITH Jesse	18:58	0/2	0.0%					0/2					1				2				
12	KRUMPHOLZ James	8:45	0/1	0.0%		0/1					1							1				
13	BROOKS Brandon																					
Totals			7/23	30.4%	1/5	0/1	2/5	3/11	1/1		2	13	8	5	1/4			7	3	1		
Cap No.	Goalkeepers	Estimated Time Played	Saves/Shots							AS	TF	ST	BL	SP	Personal Fouls							
			Total	%	A	C	X	5m	PS						CA	20C	20F	P	EX			
*1	MOSES Merrill		11/16	68.8%	0/1	1/2	1/4	9/9														
13	BROOKS Brandon																					
Totals			11/16	68.8%	0/1	1/2	1/4	9/9														

Time Out	2
Exclusions With Substitution	1
Exclusions W/Subst after 4 min.	



YINGDONG NATATORIUM
英东游泳馆
PISCINE DE YINGDONG

SAT 星期六 SAM
16 AUG 2008
12:10

WATER POLO
水球 / WATER-POLO

MEN
男子项目 / HOMMES

PRELIMINARY ROUND - GROUP B - MATCH 21
预赛B组 - 第21场 / TOUR PRÉLIMINAIRE - GROUPE B - MATCH 21



RESULTS

比赛成绩 / RÉSULTATS

CRO 5 - 7 USA
(2 : 2, 1 : 3, 0 : 0, 2 : 2)

Water Temperature: 26°C / 79°F

Referees: SIMION Mihai Angelo (ROU)
ANTSIFEROV Sergey (RUS)

TWPC Delegates: TAN Eng Bock
BESTIT Luis

Period	CRO - Croatia													USA - United States																		
	Possession		EX	Goals (G) / Misses (M)										CT	Possession		EX	Goals (G) / Misses (M)										CT				
	#	Time		X		A		FT		5m		PS			#	Time		X		A		FT		5m		PS						
				G	M	G	M	G	M	G	M	G	M					G	M	G	M	G	M	G	M							
Quarter 1	10	4:04		2			1					5				9	3:56		1	1		1			1	3						1
Quarter 2	10	4:20		0	2	1	2					3			1	8	3:40		0	1	1		1			1	1					
Quarter 3	8	2:55										4			10	5:05					4		1			2					1	
Quarter 4	12	4:13		1	1	1	1		1		2				9	3:47	1	1	1		1				1							
Total	40	15:32		3	3	2	4		1		14			1	36	16:28	1	2	3	1	5	2	1	1	1	7	1			2		

Match CRO - USA																
Possession		EX	Goals (G) / Misses (M)										CT			
#	Time		X		A		FT		5m		PS					
			G	M	G	M	G	M	G	M	G	M				
76	32:00	1	5	6	3	9	2	2	1	21	1		3			

Legend:			
#	Number of possessions	*	Starting line-up
20F	20 seconds exclusion in the field		
BL	Blocked shot	C	Centre shot
EX	Exclusion (S - with substitution, N - with substitution after 4 min.)		
M	Misses	P	Penalty
TF	Turnover foul	TWPC	Technical Water Polo Committee
20C	20 seconds exclusion in the centre forward position		
5m	5 metre shot	A	Action shot
CA	Counter attack	CT	Corner throw
		FT	Free throw
		SP	Sprint (won/sprints)
		X	Extra player shot
		AS	Assist
		G	Goals
		ST	Steals



YINGDONG NATATORIUM
英东游泳馆
PISCINE DE YINGDONG

SAT 星期六 SAM
16 AUG 2008
16:40

WATER POLO
水球 / WATER-POLO

MEN
男子项目 / HOMMES

PRELIMINARY ROUND - GROUP B - MATCH 24
预赛B组 - 第24场 / TOUR PRÉLIMINAIRE - GROUPE B - MATCH 24



RESULTS

比赛成绩 / RÉSULTATS

SRB 15 - 5 CHN
(5 : 2, 2 : 1, 4 : 2, 4 : 0)

Water Temperature: 26°C / 79°F

Referees: KORYZNA Radoslaw Piotr (POL)
OSHIMA Akira (JPN)

TWPC Delegates: EL ALLAM Farid
DIATHESOPOULOS Dimitrios

SRB - Serbia (White)

Cap No.	Name	Estimated Time Played	Goals/Shots							AS	TF	ST	BL	SP	Personal Fouls					
			Total	%	A	C	X	5m	PS						CA	20C	20F	P	EX	
1	SEFIK Denis																			
*2	PRLAINOVIC Andrija	7:43																	S	
3	GOCIC Zivko	11:48											0/1				1			
*4	UDOVICIC Vanja	21:46	0/5	0.0%	0/3			0/2			2						2			
5	SAVIC Dejan	15:58	0/1	0.0%			0/1					1					1		1	
*6	PIJETLOVIC Dusko	19:19	1/4	25.0%	0/3	1/1					7		1							
7	RADJEN Nikola	9:48															2			
8	FILIPOVIC Filip	17:58	1/2	50.0%	1/2						1			1/1						
*9	CIRIC Aleksandar	17:44	0/1	0.0%	0/1						1			2/2						
*10	SAPIC Aleksandar	32:00	9/12	75.0%	2/3		2/2	2/4	3/3		2		1						1	
*11	VUJASINOVIC Vladimir	25:15	3/5	60.0%	2/3		1/1	0/1			2	1		1			2			
12	PEKOVIC Branko	12:41	1/1	100.0%			1/1				1		1							
*13	SORO Slobodan	32:00												2						
Totals			15/31	48.4%	5/15	1/1	4/4	2/8	3/3		2	15	4	3	3/4		8	2	1	
Cap No.	Goalkeepers	Estimated Time Played	Saves/Shots							AS	TF	ST	BL	SP	Personal Fouls					
			Total	%	A	C	X	5m	PS						CA	20C	20F	P	EX	
1	SEFIK Denis																			
*13	SORO Slobodan		12/17	70.6%	4/4	1/1	3/5	4/5	0/2											
Totals			12/17	70.6%	4/4	1/1	3/5	4/5	0/2											

Time Out	2
Exclusions With Substitution	1
Exclusions W/Subst after 4 min.	

CHN - China (Blue)

Cap No.	Name	Estimated Time Played	Goals/Shots							AS	TF	ST	BL	SP	Personal Fouls						
			Total	%	A	C	X	5m	PS						CA	20C	20F	P	EX		
*1	GE Weiqing	32:00											3								
*2	LIANG Zhongxing	26:30	3/6	50.0%	0/1			1/3	2/2		2						2				
3	WU Zhiyu	11:43									1										
*4	YU Lijun	12:59									3								1		
5	LI Jun	13:02	0/1	0.0%			0/1				4	1									
6	TAN Feihu	13:12									5								1		
7	WANG Yong	15:48																			
*8	LI Bin	24:19	0/2	0.0%			0/1	0/1		1		2	1						1		
*9	WANG Beiming	20:27	0/5	0.0%			0/2	0/3				1					1	1			
*10	XIE Junmin	20:25	2/6	33.3%	0/1	0/2	2/3				1	1		0/3							
*11	HAN Zhidong	18:40	0/3	0.0%	0/2		0/1			1	1		1				1				
12	WANG Yang	14:55												1/1							
13	MA Jianjun																				
Totals			5/23	21.7%	0/4	0/2	2/7	1/8	2/2		2	22	8	2	1/4		4	1	3		
Cap No.	Goalkeepers	Estimated Time Played	Saves/Shots							AS	TF	ST	BL	SP	Personal Fouls						
			Total	%	A	C	X	5m	PS						CA	20C	20F	P	EX		
*1	GE Weiqing		8/23	34.8%	5/10	0/1	0/4	3/5	0/3												
13	MA Jianjun																				
Totals			8/23	34.8%	5/10	0/1	0/4	3/5	0/3												

Time Out	2
Exclusions With Substitution	
Exclusions W/Subst after 4 min.	



YINGDONG NATATORIUM
英东游泳馆
PISCINE DE YINGDONG

SAT 星期六 SAM
16 AUG 2008
16:40

WATER POLO
水球 / WATER-POLO

MEN
男子项目 / HOMMES

PRELIMINARY ROUND - GROUP B - MATCH 24
预赛B组 - 第24场 / TOUR PRÉLIMINAIRE - GROUPE B - MATCH 24



RESULTS

比赛成绩 / RÉSULTATS

SRB 15 - 5 CHN
(5 : 2, 2 : 1, 4 : 2, 4 : 0)

Water Temperature: 26°C / 79°F

Referees: KORYZNA Radoslaw Piotr (POL)
OSHIMA Akira (JPN)

TWPC Delegates: EL ALLAM Farid
DIATHESOPOULOS Dimitrios

Period	SRB - Serbia													CHN - China														
	Possession		EX	Goals (G) / Misses (M)										CT	Possession		EX	Goals (G) / Misses (M)										CT
	#	Time		X		A		FT		5m		PS			#	Time		X		A		FT		5m		PS		
				G	M	G	M	G	M	G	M	G	M					G	M	G	M	G	M	G	M	G	M	
Quarter 1	10	3:28		2		1	2			1	1	1		12	4:32		1	3					2	1		1		
Quarter 2	12	3:25	1			2	3		1		1			11	4:35		0	1		1			1	1				
Quarter 3	13	3:45		2		2	3		1		1			11	4:15		1			1	1		2					
Quarter 4	11	3:51				1	2	1			1	2		11	4:09		0	1		4			2					
Total	46	14:29	1	4		6	10	1	2	1	4	3		45	17:31		2	5		6	1		7	2		1		

Match SRB - CHN														
Possession		EX	Goals (G) / Misses (M)										CT	
#	Time		X		A		FT		5m		PS			
			G	M	G	M	G	M	G	M	G	M		
91	32:00	1	6	5	6	16	2	2	1	11	5		3	

Legend:			
#	Number of possessions	*	Starting line-up
20F	20 seconds exclusion in the field		
BL	Blocked shot	C	Centre shot
EX	Exclusion (S - with substitution, N - with substitution after 4 min.)		
M	Misses	P	Penalty
TF	Turnover foul	TWPC	Technical Water Polo Committee
20C	20 seconds exclusion in the centre forward position		
5m	5 metre shot	A	Action shot
CA	Counter attack	CT	Corner throw
		FT	Free throw
		SP	Sprint (won/sprints)
		X	Extra player shot
		AS	Assist
		G	Goals
		ST	Steals



YINGDONG NATATORIUM
英东游泳馆
PISCINE DE YINGDONG

MON 星期一 LUN
18 AUG 2008
9:30

WATER POLO
水球 / WATER-POLO

MEN
男子项目 / HOMMES

PRELIMINARY ROUND - GROUP B - MATCH 25
预赛B组 - 第25场 / TOUR PRÉLIMINAIRE - GROUPE B - MATCH 25



RESULTS

比赛成绩 / RÉSULTATS

SRB 12 - 13 ITA
(3 : 3, 2 : 3, 3 : 5, 4 : 2)

Water Temperature: 26°C / 79°F

Referees: KLOPPER Johan Karel (NED)
ANTSIFEROV Sergey (RUS)

TWPC Delegates: AMINI Khosrow
WHITEHOUSE John

SRB - Serbia (White)

Cap No.	Name	Estimated Time Played	Goals/Shots							AS	TF	ST	BL	SP	Personal Fouls				
			Total	%	A	C	X	5m	PS						CA	20C	20F	P	EX
1	SEFIK Denis																		
*2	PRLAINOVIC Andrija	20:47	2/4	50.0%			1/1	0/2		1/1	1		4	1					
3	GOCIC Zivko	4:03												0/1		1			
*4	UDOVICIC Vanja	25:25	1/2	50.0%			1/1	0/1			1		1					2	
5	SAVIC Dejan	18:09														2			
*6	PIJETLOVIC Dusko	19:40	0/2	0.0%	0/2							5	2					1	
7	RADJEN Nikola	5:33	0/1	0.0%				0/1											
8	FILIPOVIC Filip	16:00	2/3	66.7%	1/1		1/1	0/1			1			1/2					
*9	CIRIC Aleksandar	13:57	1/3	33.3%	1/1			0/2			2			1/1					
*10	SAPIC Aleksandar	32:00	3/6	50.0%			2/4	0/1	1/1		7	2						1	
*11	VUJASINOVIC Vladimir	24:06	2/3	66.7%	1/1			1/2					1				2	1	S
12	PEKOVIC Branko	12:20	1/3	33.3%	1/2			0/1			1								
*13	SORO Slobodan	32:00									1								
Totals			12/27	44.4%	4/7		5/7	1/11	1/1	1/1	3	16	9	2	2/4	7	3		1
Cap No.	Goalkeepers	Estimated Time Played	Saves/Shots							AS	TF	ST	BL	SP	Personal Fouls				
			Total	%	A	C	X	5m	PS						CA	20C	20F	P	EX
1	SEFIK Denis																		
*13	SORO Slobodan		9/22	40.9%	0/2	3/6	2/9	4/4	0/1										
Totals			9/22	40.9%	0/2	3/6	2/9	4/4	0/1										

Time Out	2
Exclusions With Substitution	1
Exclusions W/Subst after 4 min.	

ITA - Italy (Blue)

Cap No.	Name	Estimated Time Played	Goals/Shots							AS	TF	ST	BL	SP	Personal Fouls				
			Total	%	A	C	X	5m	PS						CA	20C	20F	P	EX
*1	TEMPESTI Stefano	32:00											3						
2	di COSTANZO Luigi	1:37	0/1	0.0%				0/1											
3	BINCHI Leonardo	13:54	0/1	0.0%				0/1			1	1	1				1	1	
*4	BUONOCORE Fabrizio	14:25	0/1	0.0%				0/1			1						2		
*5	GALLO Valentino	15:39	1/2	50.0%			1/2							0/2		1	1		
*6	FELUGO Maurizio	27:46	2/4	50.0%			2/2	0/2			1	1	3						
7	MANGIANTE Andrea	18:20	1/2	50.0%	1/1		0/1				1	1	1	2/2		1			
*8	ANGELINI Alberto	27:17	1/2	50.0%			1/1	0/1			1								
9	BENCIVENGA Fabio	14:30	2/5	40.0%	1/1	1/4						2							
*10	CALCATERRA Alessandro	17:30	3/5	60.0%		1/2	2/3					5							
*11	SOTTANI Leonardo	23:00	2/2	100.0%			1/1			1/1									
12	MISTRANGELO Federico	18:02	1/1	100.0%	1/1								4				1		
13	VIOLETTI Fabio																		
Totals			13/26	50.0%	2/2	3/7	7/10	0/6	1/1		3	14	12	1	2/4	6	1		1
Cap No.	Goalkeepers	Estimated Time Played	Saves/Shots							AS	TF	ST	BL	SP	Personal Fouls				
			Total	%	A	C	X	5m	PS						CA	20C	20F	P	EX
*1	TEMPESTI Stefano		6/18	33.3%	1/5		2/7	3/4	0/1	0/1									
13	VIOLETTI Fabio																		
Totals			6/18	33.3%	1/5		2/7	3/4	0/1	0/1									

Time Out	1
Exclusions With Substitution	
Exclusions W/Subst after 4 min.	



RESULTS

比赛成绩 / RÉSULTATS

SRB 12 - 13 ITA
(3 : 3, 2 : 3, 3 : 5, 4 : 2)

Water Temperature: 26°C / 79°F

Referees: KLOPPER Johan Karel (NED)
ANTSIFEROV Sergey (RUS)

TWPC Delegates: AMINI Khosrow
WHITEHOUSE John

Period	SRB - Serbia													ITA - Italy														
	Possession		EX	Goals (G) / Misses (M)										CT	Possession		EX	Goals (G) / Misses (M)										CT
				X		A		FT		5m		PS						X		A		FT		5m		PS		
	#	Time		G	M	G	M	G	M	G	M	G	M		G	M		#	Time	G	M	G	M	G	M	G	M	
Quarter 1	12	4:02		1	1	2	1					4			9	3:58		2		1					3			
Quarter 2	10	4:18		1			1					3	1		11	3:42		3	1		2				1			
Quarter 3	12	4:01		1	1	1	1				1	2			12	3:59		1	1	4	1				2			
Quarter 4	9	3:57	1	2		2						1			8	4:03		1	1	1	1							
Total	43	16:18	1	5	2	5	3					1	10	1	40	15:42		7	3	6	4				6			

Match SRB - ITA														
Possession		EX	Goals (G) / Misses (M)										CT	
			X		A		FT		5m		PS			
#	Time		G	M	G	M	G	M	G	M	G	M		
83	32:00	1	12	5	11	7				1	16	1		

Legend:			
#	Number of possessions	*	Starting line-up
20F	20 seconds exclusion in the field		
BL	Blocked shot	C	Centre shot
EX	Exclusion (S - with substitution, N - with substitution after 4 min.)		
M	Misses	P	Penalty
TF	Turnover foul	TWPC	Technical Water Polo Committee
20C	20 seconds exclusion in the centre forward position		
5m	5 metre shot	A	Action shot
CA	Counter attack	CT	Corner throw
		FT	Free throw
		SP	Sprint (won/sprints)
		X	Extra player shot
		AS	Assist
		G	Goals
		ST	Steals



YINGDONG NATATORIUM
英东游泳馆
PISCINE DE YINGDONG

MON 星期一 LUN
18 AUG 2008
14:00

WATER POLO
水球 / WATER-POLO

MEN
男子项目 / HOMMES

PRELIMINARY ROUND - GROUP B - MATCH 28
预赛B组 - 第28场 / TOUR PRÉLIMINAIRE - GROUPE B - MATCH 28



RESULTS

比赛成绩 / RÉSULTATS

USA 8 - 7 GER
(3 : 2, 2 : 1, 2 : 2, 1 : 2)

Water Temperature: 26°C / 79°F

Referees: MARGETA Boris (SLO)
KISZELLY Gabor (HUN)

TWPC Delegates: BESTIT Luis
DIATHESOPOULOS Dimitrios

USA - United States (White)

Cap No.	Name	Estimated Time Played	Goals/Shots							AS	TF	ST	BL	SP	Personal Fouls					
			Total	%	A	C	X	5m	PS						CA	20C	20F	P	EX	
*1	MOSES Merrill	31:45																		
*2	VARELLAS Peter	20:12	0/2	0.0%				0/2			1			1/3						
3	HUDNUT Peter	10:34	0/1	0.0%				0/1			1		1					2		
*4	POWERS Jeffrey	17:38	2/3	66.7%	1/2			1/1				4						2		
5	WRIGHT Adam	26:21	2/2	100.0%	1/1					1/1	2		1							
6	MERLO Rick	2:29																		
*7	BEAUBIEN Layne	24:17	1/2	50.0%	1/1			0/1										1		
*8	AZEVEDO Tony	30:23	0/3	0.0%	0/1			0/2				7		1	0/1					
*9	BAILEY Ryan	14:26	1/2	50.0%	0/1			1/1				1	1					1		
10	HUTTEN Tim	10:30	1/2	50.0%	0/1			1/1												
*11	SMITH Jesse	25:54	0/3	0.0%				0/1	0/2		2			3				2		
12	KRUMPHOLZ James	9:16	1/1	100.0%	1/1							1								
13	BROOKS Brandon	0:15																		
Totals			8/21	38.1%	4/8		2/3	1/9	1/1		6	14	2	5	1/4		7	1		
Cap No.	Goalkeepers	Estimated Time Played	Saves/Shots							AS	TF	ST	BL	SP	Personal Fouls					
			Total	%	A	C	X	5m	PS						CA	20C	20F	P	EX	
*1	MOSES Merrill		14/21	66.7%	5/5	1/1	1/5	7/10												
13	BROOKS Brandon																			
Totals			14/21	66.7%	5/5	1/1	1/5	7/10												

Time Out	1
Exclusions With Substitution	
Exclusions W/Subst after 4 min.	

GER - Germany (Blue)

Cap No.	Name	Estimated Time Played	Goals/Shots							AS	TF	ST	BL	SP	Personal Fouls					
			Total	%	A	C	X	5m	PS						CA	20C	20F	P	EX	
*1	TCHIGIR Alexander	32:00																		
*2	NAROSKA Florian	19:55	0/2	0.0%	0/2						1	1	2					1		
3	REAL Julian	6:43																2		
4	SAVIC Marko	17:38	0/2	0.0%				0/2					1					2		
5	STAMM Marko Yannik	9:35	0/1	0.0%				0/1												
*6	POLITZE Marc	17:26	0/5	0.0%	0/1			0/4										2	S	
*7	NOSSEK Heiko	24:06	5/7	71.4%			2/3	3/4												
*8	SCHERTWITIS Thomas	17:02	0/1	0.0%	0/1							4	2							
*9	KREUZMANN Tobias	22:38	1/3	33.3%	0/1			1/1	0/1					1/1						
10	OELER Moritz	17:51	1/3	33.3%				1/1	0/2					2/3						
11	SCHLOTTERBECK Andreas	14:58	0/2	0.0%	0/1	0/1						3	1							
*12	MACKEBEN Soren Christoph	24:08	0/5	0.0%	0/2			0/1	0/2		1	1	1	1				1		
13	ZELLMER Michael																			
Totals			7/31	22.6%	0/8	0/1	4/6	3/16			2	9	7	1	3/4		7	1	1	
Cap No.	Goalkeepers	Estimated Time Played	Saves/Shots							AS	TF	ST	BL	SP	Personal Fouls					
			Total	%	A	C	X	5m	PS						CA	20C	20F	P	EX	
*1	TCHIGIR Alexander		6/14	42.9%	2/6		0/2	4/5	0/1											
13	ZELLMER Michael																			
Totals			6/14	42.9%	2/6		0/2	4/5	0/1											

Time Out	1
Exclusions With Substitution	1
Exclusions W/Subst after 4 min.	



YINGDONG NATATORIUM
英东游泳馆
PISCINE DE YINGDONG

MON 星期一 LUN
18 AUG 2008
14:00

WATER POLO
水球 / WATER-POLO

MEN
男子项目 / HOMMES

PRELIMINARY ROUND - GROUP B - MATCH 28
预赛B组 - 第28场 / TOUR PRÉLIMINAIRE - GROUPE B - MATCH 28



RESULTS

比赛成绩 / RÉSULTATS

USA 8 - 7 GER
(3 : 2, 2 : 1, 2 : 2, 1 : 2)

Water Temperature: 26°C / 79°F

Referees: MARGETA Boris (SLO)
KISZELLY Gabor (HUN)

TWPC Delegates: BESTIT Luis
DIATHESOPOULOS Dimitrios

Period	USA - United States													GER - Germany														
	Possession		EX	Goals (G) / Misses (M)										CT	Possession		EX	Goals (G) / Misses (M)										CT
	#	Time		X		A		FT		5m		PS			#	Time		X		A		FT		5m		PS		
				G	M	G	M	G	M	G	M	G	M					G	M	G	M	G	M	G	M			
Quarter 1	10	4:08		2		1					2			1	10	3:52		0	1		2	1	1	1	3			
Quarter 2	8	3:30				1	1			1	3				10	4:30		1			4		1		2			1
Quarter 3	8	4:01		0	1	1	1				1	1			10	3:59		2			1		2		2			2
Quarter 4	9	4:11				1	2				2				10	3:49	1	1	1		2			1	2			
Total	35	15:50		2	1	4	4			1	8	1		1	40	16:10	1	4	2		9	1	4	2	9			3

Match USA - GER														
Possession		EX	Goals (G) / Misses (M)										CT	
#	Time		X		A		FT		5m		PS			
			G	M	G	M	G	M	G	M	G	M		
75	32:00	1	6	3	4	13	1	4	3	17	1			4

Legend:			
#	Number of possessions	*	Starting line-up
20F	20 seconds exclusion in the field		
BL	Blocked shot	C	Centre shot
EX	Exclusion (S - with substitution, N - with substitution after 4 min.)		
M	Misses	P	Penalty
TF	Turnover foul	TWPC	Technical Water Polo Committee
20C	20 seconds exclusion in the centre forward position		
5m	5 metre shot	A	Action shot
CA	Counter attack	CT	Corner throw
		FT	Free throw
		SP	Sprint (won/sprints)
		X	Extra player shot
		AS	Assist
		G	Goals
		ST	Steals



YINGDONG NATATORIUM
英东游泳馆
PISCINE DE YINGDONG

MON 星期一 LUN
18 AUG 2008
16:40

WATER POLO
水球 / WATER-POLO

MEN
男子项目 / HOMMES

PRELIMINARY ROUND - GROUP B - MATCH 30
预赛B组 - 第30场 / TOUR PRÉLIMINAIRE - GROUPE B - MATCH 30



RESULTS

比赛成绩 / RÉSULTATS

CHN 4 - 16 CRO
(0 : 4, 0 : 3, 1 : 1, 3 : 8)

Water Temperature: 26°C / 79°F

Referees: HART Michael Edward (AUS)
ARGYROS Nikolaos (GRE)

TWPC Delegates: BROCHERO Monica
BESTIT Luis

CHN - China (White)

Cap No.	Name	Estimated Time Played	Goals/Shots							AS	TF	ST	BL	SP	Personal Fouls					
			Total	%	A	C	X	5m	PS						CA	20C	20F	P	EX	
*1	GE Weiqing	32:00										1								
*2	LIANG Zhongxing	24:19	0/2	0.0%	0/1				0/1				3	3	1					
3	WU Zhiyu	10:16	2/2	100.0%				2/2				1						2		
4	YU Lijun																			
5	LI Jun	13:50	0/1	0.0%				0/1				4	1							
*6	TAN Feihu	20:33	0/1	0.0%	0/1							6								
7	WANG Yong	17:25	0/2	0.0%				0/2				1						1		
*8	LI Bin	24:19	1/2	50.0%				1/1	0/1			1			1/1					
*9	WANG Beiming	19:04	0/1	0.0%				0/1				1	2	2					1	
*10	XIE Junmin	24:45	0/1	0.0%				0/1				1	3	1	0/2		1	1		
*11	HAN Zhidong	23:22	1/3	33.3%	1/2							2	1							
12	WANG Yang	14:07	0/1	0.0%				0/1				1			0/1	1	1			
13	MA Jianjun																			
Totals			4/16	25.0%	1/4			3/3	0/8		0/1	3	24	8	2	1/4	5	2	1	
Cap No.	Goalkeepers	Estimated Time Played	Saves/Shots							AS	TF	ST	BL	SP	Personal Fouls					
			Total	%	A	C	X	5m	PS						CA	20C	20F	P	EX	
*1	GE Weiqing		9/25	36.0%	5/8	0/2	1/7	3/5	0/1	0/2										
13	MA Jianjun																			
Totals			9/25	36.0%	5/8	0/2	1/7	3/5	0/1	0/2										

Time Out	2
Exclusions With Substitution	
Exclusions W/Subst after 4 min.	

CRO - Croatia (Blue)

Cap No.	Name	Estimated Time Played	Goals/Shots							AS	TF	ST	BL	SP	Personal Fouls						
			Total	%	A	C	X	5m	PS						CA	20C	20F	P	EX		
1	VICAN Frano																				
2	BURIC Damir	14:16	0/2	0.0%	0/2							1			1				1		
*3	BUSLJE Andro	17:44	1/1	100.0%				1/1				2	1	1				2			
*4	VRDOLJAK Zdeslav	17:44	1/1	100.0%				1/1				1	2		1/1						
5	KUNAC Aljosa	19:30	0/2	0.0%				0/1	0/1					1				1			
*6	JOKOVIC Maro	16:27	3/5	60.0%	0/1			2/2	1/2			1			2/2						
7	SMODLAKA Mile	14:16	1/1	100.0%				1/1				4	2								
8	DOGAS Teo	19:15	2/3	66.7%	0/1			1/1										1			
*9	MARKOVIC Pavo	19:57	2/2	100.0%	1/1			1/1				2	2								
*10	BARAC Samir	17:44	4/6	66.7%	1/2			1/1	0/1	1/1	1/1	1		3				1			
*11	HINIC Igor	17:44	2/3	66.7%	1/2	1/1						6	2								
12	BOSKOVIC Miho	17:23	0/2	0.0%	0/1			0/1				1		1	0/1		1	1			
*13	PAVIC Josip	32:00																			
Totals			16/28	57.1%	3/10	2/2	6/7	2/6	1/1	2/2		5	15	16	1	3/4	4	4			
Cap No.	Goalkeepers	Estimated Time Played	Saves/Shots							AS	TF	ST	BL	SP	Personal Fouls						
			Total	%	A	C	X	5m	PS						CA	20C	20F	P	EX		
1	VICAN Frano																				
*13	PAVIC Josip		5/9	55.6%	1/2			0/3	3/3	1/1											
Totals			5/9	55.6%	1/2			0/3	3/3	1/1											

Time Out	
Exclusions With Substitution	
Exclusions W/Subst after 4 min.	



YINGDONG NATATORIUM
英东游泳馆
PISCINE DE YINGDONG

WED 星期三 MER
20 AUG 2008
9:30

WATER POLO
水球 / WATER-POLO

MEN
男子项目 / HOMMES

QUARTERFINAL ROUND FOR 7TH-12TH PLACE - MATCH 31
1/4决赛7-12名 - 第31场 / TOUR QUART DE FINAL PLACES 7-12 - MATCH 31



RESULTS

比赛成绩 / RÉSULTATS

CAN 11 - 13 ITA
(1 : 4, 3 : 2, 3 : 3, 4 : 4)

Water Temperature: 26°C / 79°F

Referees: RAK Mladen (CRO)
NI Shiwei (CHN)

TWPC Delegates: EL ALLAM Farid
SHARONOV Evgeny

CAN - Canada (White)

Cap No.	Name	Estimated Time Played	Goals/Shots							AS	TF	ST	BL	SP	Personal Fouls					
			Total	%	A	C	X	5m	PS						CA	20C	20F	P	EX	
*1	RANDALL Robin	32:00																		
2	KUDABA Constantine	11:53															2	1	S	
3	DIGGLE Devon	4:31	1/1	100.0%				1/1												
*4	MITCHELL Kevin	27:35	1/1	100.0%	1/1						1	1						1		
*5	BOYD Justin	24:52	1/3	33.3%	1/1			0/2			1							1		
*6	MARKS Thomas	11:17															2	1	S	
7	JUNG Brandon	9:07																2		
*8	GRAHAM Kevin	28:19	4/7	57.1%	2/4	1/1	1/1						0/1	2	2	4	1	4/4	1	1
*9	FELTHAM Aaron	24:16	1/5	20.0%	1/2			0/3			1	2						1		
10	PALAMAREVIC Sasa	0:55																		
11	SAYEGH Jean	20:19	1/5	20.0%	0/2			1/3			2	1						1		
*12	MILLER Nathaniel	28:56	2/9	22.2%	2/5			0/3	0/1		4									
13	YOUNGBLUD Nic																			
Totals			11/31	35.5%	7/15	1/1	3/10	0/3	0/1	0/1	4	13	6	1	4/4		10	4		2
Cap No.	Goalkeepers	Estimated Time Played	Saves/Shots							AS	TF	ST	BL	SP	Personal Fouls					
			Total	%	A	C	X	5m	PS						CA	20C	20F	P	EX	
*1	RANDALL Robin		10/23	43.5%	4/6	1/3	3/10	2/4												
13	YOUNGBLUD Nic																			
Totals			10/23	43.5%	4/6	1/3	3/10	2/4												

Time Out	1
Exclusions With Substitution	2
Exclusions W/Subst after 4 min.	

ITA - Italy (Blue)

Cap No.	Name	Estimated Time Played	Goals/Shots							AS	TF	ST	BL	SP	Personal Fouls					
			Total	%	A	C	X	5m	PS						CA	20C	20F	P	EX	
*1	TEMPESTI Stefano	32:00											1							
2	di COSTANZO Luigi	9:50	1/1	100.0%				1/1			1		1	0/2				1		
3	BINCHI Leonardo	13:32										1	1					2	1	S
*4	BUONOCORE Fabrizio	16:28	1/1	100.0%			1/1						1					1		
*5	GALLO Valentino	20:13	2/2	100.0%			1/1	1/1			2	1	1	0/2				2		
*6	FELUGO Maurizio	28:34	2/7	28.6%		1/1	1/3	0/3			1	1	1	1				1		
7	MANGIANTE Andrea	15:12	1/1	100.0%	1/1							1	1					1		
*8	ANGELINI Alberto	17:04	0/2	0.0%	0/1			0/1				1						1		1
9	BENCIVENGA Fabio	13:51	1/3	33.3%			1/3					4	3					1		
*10	CALCATERRA Alessandro	17:56	2/9	22.2%	1/5	0/2	1/2					3						1		
*11	SOTTANI Leonardo	22:38	3/4	75.0%			2/2	1/2			1									
12	MISTRANGELO Federico	16:42																1		
13	VIOLETTI Fabio																			
Totals			13/30	43.3%	2/7	2/4	7/12	2/7			6	11	9	4	0/4		8	4	1	1
Cap No.	Goalkeepers	Estimated Time Played	Saves/Shots							AS	TF	ST	BL	SP	Personal Fouls					
			Total	%	A	C	X	5m	PS						CA	20C	20F	P	EX	
*1	TEMPESTI Stefano		10/21	47.6%	6/13	0/1	3/6	1/1												
13	VIOLETTI Fabio																			
Totals			10/21	47.6%	6/13	0/1	3/6	1/1												

Time Out	1
Exclusions With Substitution	1
Exclusions W/Subst after 4 min.	



RESULTS

比赛成绩 / RÉSULTATS

GRE 13 - 8 CHN
(3 : 1, 4 : 4, 2 : 0, 4 : 3)

Water Temperature: 26°C / 79°F

Referees: BALFANBAYEV Alan (KAZ)
KNIGHTS Stephen (NZL)

TWPC Delegates: TAN Eng Bock
AMINI Khosrow

GRE - Greece (White)

Cap No.	Name	Estimated Time Played	Goals/Shots							AS	TF	ST	BL	SP	Personal Fouls					
			Total	%	A	C	X	5m	PS						CA	20C	20F	P	EX	
1	DELIGIANNIS Nikolaos																			
*2	SCHIZAS Anastasios	25:27	1/4	25.0%	0/1		0/1	1/2										1	1	
*3	MAZIS Dimitrios	25:00	0/1	0.0%			0/1													
4	KOKKINAKIS Konstantinos	13:29										1	1					1		
5	THOMAKOS Ioannis																			
*6	THEODOROPOULOS Argyris	23:01	1/2	50.0%	0/1		1/1							1						
*7	AFROUDAKIS Christos	17:49	2/3	66.7%	1/1									1/2						
*8	NTOSKAS Georgios	30:51	4/6	66.7%	1/1		2/3	0/1	1/1									1		
*9	AFROUDAKIS Georgios	16:22	3/3	100.0%	1/1	1/1	1/1													
10	MITELLOUDIS Dimitrios	10:10	1/2	50.0%	1/1			0/1										1		
11	VLONTAKIS Antonios	15:38	1/3	33.3%	0/1		1/2													
12	MYLONAKIS Emmanouil	14:13	0/1	0.0%	0/1												1	0/1	1	
*13	REPPAS Georgios	32:00	0/1	0.0%				0/1												
Totals			13/26	50.0%	4/8	1/1	5/9	1/5	1/1	1/2			10	20	12	6	3/4	8	1	1

Cap No.	Goalkeepers	Saves/Shots							
		Total	%	A	C	X	5m	PS	CA
1	DELIGIANNIS Nikolaos								
*13	REPPAS Georgios	4/12	33.3%	1/2		0/2	3/6	0/1	0/1
Totals		4/12	33.3%	1/2		0/2	3/6	0/1	0/1

Time Out	1
Exclusions With Substitution	1
Exclusions W/Subst after 4 min.	

CHN - China (Blue)

Cap No.	Name	Estimated Time Played	Goals/Shots							AS	TF	ST	BL	SP	Personal Fouls						
			Total	%	A	C	X	5m	PS						CA	20C	20F	P	EX		
*1	GE Weiqing	32:00											1								
*2	LIANG Zhongxing	20:17	1/1	100.0%			1/1											2	1	S	
3	WU Zhiyu	5:16																1			
*4	YU Lijun	20:23	1/1	100.0%			1/1											2			
5	LI Jun	15:08	1/2	50.0%				1/2										1			
6	TAN Feihu	12:02	0/1	0.0%	0/1														1		
7	WANG Yong	17:00	2/5	40.0%	0/1		0/1	1/2	1/1												
*8	LI Bin	24:58	0/3	0.0%	0/2			0/1										2	2	1	
*9	WANG Beiming	25:07	0/2	0.0%				0/2										1	2	1	
*10	XIE Junmin	25:30	3/4	75.0%	1/1			1/2	1/1									1	1		
*11	HAN Zhidong	18:08	0/3	0.0%				0/3										2	1	1	
12	WANG Yang	8:11	0/1	0.0%	0/1													1	2	0/1	
13	MA Jianjun																				
Totals			8/23	34.8%	1/6		2/3	3/12	1/1	1/1			4	21	10	2	1/4	7	2	1	1

Cap No.	Goalkeepers	Saves/Shots							
		Total	%	A	C	X	5m	PS	CA
*1	GE Weiqing	5/18	27.8%	3/7	0/1	1/6	1/2	0/1	0/1
13	MA Jianjun								
Totals		5/18	27.8%	3/7	0/1	1/6	1/2	0/1	0/1

Time Out	1
Exclusions With Substitution	1
Exclusions W/Subst after 4 min.	



YINGDONG NATATORIUM
英东游泳馆
PISCINE DE YINGDONG

WED 星期三 MER
20 AUG 2008
16:00

WATER POLO
水球 / WATER-POLO

MEN
男子项目 / HOMMES

QUARTERFINAL ROUND FOR 1ST-6TH PLACE - MATCH 33
1/4决赛1-6名 - 第33场 / TOUR QUART DE FINAL PLACES 1-6 - MATCH 33



RESULTS

比赛成绩 / RÉSULTATS

MNE 7 - 6 CRO
(3 : 1, 2 : 3, 1 : 0, 1 : 2)

Water Temperature: 26°C / 79°F

Referees: TULGA Ahmet Erhan (TUR)
BOCK Torsten (GER)

TWPC Delegates: FRADY William Ensign
BESTIT Luis

MNE - Montenegro (White)

Cap No.	Name	Estimated Time Played	Goals/Shots							AS	TF	ST	BL	SP	Personal Fouls				
			Total	%	A	C	X	5m	PS						CA	20C	20F	P	EX
1	RADIC Zdravko																		
2	BRGULJAN Drasko	4:27																	
3	PASKOVIC Vjekoslav	13:16								2	1		0/1			1			
4	VUKCEVIC Nikola	11:35	0/1	0.0%	0/1					3									
*5	JANOVIC Nikola	28:39	2/4	50.0%	2/3				0/1		1	3			1		1		
*6	TICIC Milan	11:46													3			S	
*7	JANOVIC Mladjan	28:20	1/6	16.7%	0/1	1/1	0/1	0/3		1	1	1	0/1						
8	USKOKOVIC Veljko	7:27																	
*9	IVOVIC Aleksandar	26:29	2/5	40.0%	0/1		1/1	0/2		2	1		0/2		3			S	
*10	ZLOKOVIC Boris	13:35	0/2	0.0%	0/2					5		1							
11	GOJKOVIC Vladimir	27:37	2/3	66.7%	0/1					2	1								
*12	JOKIC Predrag	18:49	0/3	0.0%	0/1		0/1								2				
*13	SCEPANOVIC Milos	32:00								2		1							
Totals			7/24	29.2%	2/10	1/1	1/3	0/5	0/1	3/3	4	14	5	5	0/4	9	1	1	2
Cap No.	Goalkeepers	Saves/Shots							Time Out		Exclusions With Substitution		Exclusions W/Subst after 4 min.						
		Total	%	A	C	X	5m	PS	CA										
1	RADIC Zdravko																		2
*13	SCEPANOVIC Milos	8/14	57.1%		0/2	1/5	7/7												2
Totals		8/14	57.1%		0/2	1/5	7/7												

CRO - Croatia (Blue)

Cap No.	Name	Estimated Time Played	Goals/Shots							AS	TF	ST	BL	SP	Personal Fouls				
			Total	%	A	C	X	5m	PS						CA	20C	20F	P	EX
*1	VICAN Frano	32:00																	
*2	BURIC Damir	9:35	0/3	0.0%			0/1	0/2							3				S
3	BUSLJE Andro	22:21	1/5	20.0%			1/1	0/4			1	1	1						
*4	VRDOLJAK Zdeslav	9:05	0/2	0.0%				0/2		1				1/1	1				
5	KUNAC Aljosa	9:10	0/1	0.0%				0/1							2				
*6	JOKOVIC Maro	22:27	1/1	100.0%			1/1				1			3/3					
7	SMODLAKA Mile	11:25									5				2				
*8	DOGAS Teo	13:41	1/1	100.0%			1/1			1									
9	MARKOVIC Pavo	21:55	1/1	100.0%			1/1				1								
*10	BARAC Samir	27:18	0/4	0.0%			0/1	0/2	0/1	1					1				
*11	HINIC Igor	20:49	2/3	66.7%		2/2	0/1				7		2					1	
12	BOSKOVIC Miho	24:14	0/2	0.0%				0/2		2		1							
13	PAVIC Josip																		
Totals			6/23	26.1%		2/2	4/7	0/13	0/1		5	15	2	3	4/4	5	4	1	1
Cap No.	Goalkeepers	Saves/Shots							Time Out		Exclusions With Substitution		Exclusions W/Subst after 4 min.						
		Total	%	A	C	X	5m	PS	CA										
*1	VICAN Frano	8/15	53.3%	4/6	0/1	0/1	3/3	1/1	0/3										2
13	PAVIC Josip																		1
Totals		8/15	53.3%	4/6	0/1	0/1	3/3	1/1	0/3										



YINGDONG NATATORIUM
英东游泳馆
PISCINE DE YINGDONG

WED 星期三 MER
20 AUG 2008
16:00

WATER POLO
水球 / WATER-POLO

MEN
男子项目 / HOMMES

QUARTERFINAL ROUND FOR 1ST-6TH PLACE - MATCH 33
1/4决赛1-6名 - 第33场 / TOUR QUART DE FINAL PLACES 1-6 - MATCH 33



RESULTS

比赛成绩 / RÉSULTATS

MNE 7 - 6 CRO
(3 : 1, 2 : 3, 1 : 0, 1 : 2)

Water Temperature: 26°C / 79°F

Referees: TULGA Ahmet Erhan (TUR)
BOCK Torsten (GER)

TWPC Delegates: FRADY William Ensign
BESTIT Luis

Period	MNE - Montenegro												CRO - Croatia															
	Possession		EX	Goals (G) / Misses (M)										CT	Possession		EX	Goals (G) / Misses (M)										CT
	#	Time		X		A		FT		5m		PS			#	Time		X		A		FT		5m		PS		
				G	M	G	M	G	M	G	M	G	M					G	M	G	M	G	M	G	M	G	M	
Quarter 1	11	3:50		1		2	2				2			2	10	4:10		1					2		4		1	1
Quarter 2	10	3:50		0	2	2	1						1		10	4:10		1	1	2			1		1			
Quarter 3	8	4:05				1	3			2				1	8	3:55		0	2						1			
Quarter 4	9	3:58	2			1	2				1			1	10	4:02	1	2					1		3			1
Total	38	15:43	2	1	2	6	8			2		3		1	4	16:17	1	4	3	2			4		9		1	2

Match MNE - CRO														
Possession		EX	Goals (G) / Misses (M)										CT	
#	Time		X		A		FT		5m		PS			
			G	M	G	M	G	M	G	M	G	M		
76	32:00	3	5	5	8	8			6		12		2	6

Legend:			
#	Number of possessions	*	Starting line-up
20F	20 seconds exclusion in the field		
BL	Blocked shot	C	Centre shot
EX	Exclusion (S - with substitution, N - with substitution after 4 min.)		
M	Misses	P	Penalty
TF	Turnover foul	TWPC	Technical Water Polo Committee
20C	20 seconds exclusion in the centre forward position		
5m	5 metre shot	A	Action shot
CA	Counter attack	CT	Corner throw
		FT	Free throw
		SP	Sprint (won/sprints)
		X	Extra player shot
AS	Assist	G	Goals
		ST	Steals



YINGDONG NATATORIUM
英东游泳馆
PISCINE DE YINGDONG

WED 星期三 MER
20 AUG 2008
17:20

WATER POLO
水球 / WATER-POLO

MEN
男子项目 / HOMMES

QUARTERFINAL ROUND FOR 1ST-6TH PLACE - MATCH 34
1/4决赛1-6名 - 第34场 / TOUR QUART DE FINAL PLACES 1-6 - MATCH 34



RESULTS

比赛成绩 / RÉSULTATS

ESP 5 - 9 SRB
(1 : 0, 1 : 5, 1 : 2, 2 : 2)

Water Temperature: 26°C / 79°F

Referees: TURCOTTE Gaetan (CAN)
KLOPPER Johan Karel (NED)

TWPC Delegates: DIATHESOPOULOS Dimitrios
FIROIU Niculae

ESP - Spain (White)

Cap No.	Name	Estimated Time Played	Goals/Shots							AS	TF	ST	BL	SP	Personal Fouls				
			Total	%	A	C	X	5m	PS						CA	20C	20F	P	EX
*1	AGUILAR Inaki	32:00																	
2	GARCIA Mario Jose	14:04	1/2	50.0%	1/2													1	
*3	MARTIN David	31:22								1	2		2						
*4	PERRONE Ricardo	11:12									1			0/2				1	
*5	MOLINA Guillermo	32:00	2/7	28.6%	2/3			0/2	0/2			2						1	
*6	MINGUELL Marc	6:13	0/1	0.0%				0/1										1	1
7	GALLEGO Ivan	9:17	0/2	0.0%				0/2				1							
8	PIRALKOV Svilen	6:02									1								
*9	VALLES Xavier	17:55	0/3	0.0%	0/2			0/1				1							
*10	PERRONE Felipe	30:31	1/6	16.7%	1/2			0/1	0/3			2	1					1	
11	PEREZ Ivan Ernesto	9:28	0/1	0.0%	0/1							4						1	
12	GARCIA Javier	23:56	1/5	20.0%				1/2	0/3			1	1	1	2/2			1	
13	ANDREO Angel Luis																		
Totals			5/27	18.5%	4/10			1/6	0/11			1	14	3	3	2/4		7	1
Cap No.	Goalkeepers	Estimated Time Played	Saves/Shots							AS	TF	ST	BL	SP	Personal Fouls				
			Total	%	A	C	X	5m	PS						CA	20C	20F	P	EX
*1	AGUILAR Inaki		3/12	25.0%	3/4	0/1	0/4	0/3											
13	ANDREO Angel Luis																		
Totals			3/12	25.0%	3/4	0/1	0/4	0/3											

Time Out	1
Exclusions With Substitution	
Exclusions W/Subst after 4 min.	

SRB - Serbia (Blue)

Cap No.	Name	Estimated Time Played	Goals/Shots							AS	TF	ST	BL	SP	Personal Fouls				
			Total	%	A	C	X	5m	PS						CA	20C	20F	P	EX
1	SEFIK Denis																		
*2	PRLAINOVIC Andrija	15:57									1	1							
3	GOCIC Zivko	3:25																2	
*4	UDOVICIC Vanja	20:55	1/1	100.0%				1/1				1	1	1				2	
5	SAVIC Dejan	17:15	0/1	0.0%				0/1										1	
*6	PIJETLOVIC Dusko	24:23	4/6	66.7%		1/2	3/3	0/1				4		2				1	
7	RADJEN Nikola	9:16																2	
8	FILIPOVIC Filip	9:41											1	0/2					
*9	CIRIC Aleksandar	22:14	2/4	50.0%	1/3			1/1					3	2	2/2			1	1
*10	SAPIC Aleksandar	29:12	0/8	0.0%	0/4			0/1	0/3			1	1	1				1	
*11	VUJASINOVIC Vladimir	32:00	2/3	66.7%				1/1	1/2			2	1	1				1	
12	PEKOVIC Branko	7:42	0/1	0.0%	0/1														
*13	SORO Slobodan	32:00																	
Totals			9/24	37.5%	1/8	1/2	4/5	3/9				3	10	8	5	2/4		10	2
Cap No.	Goalkeepers	Estimated Time Played	Saves/Shots							AS	TF	ST	BL	SP	Personal Fouls				
			Total	%	A	C	X	5m	PS						CA	20C	20F	P	EX
1	SEFIK Denis																		
*13	SORO Slobodan		11/16	68.8%	3/7			3/4	5/5										
Totals			11/16	68.8%	3/7			3/4	5/5										

Time Out	1
Exclusions With Substitution	
Exclusions W/Subst after 4 min.	



YINGDONG NATATORIUM
英东游泳馆
PISCINE DE YINGDONG

FRI 星期五 VEN
22 AUG 2008
9:30

WATER POLO
水球 / WATER-POLO

MEN
男子项目 / HOMMES

CLASSIFICATION 11TH-12TH PLACE - MATCH 35
名次赛11-12名 - 第35场 / CLASSEMENT PLACES 11-12 - MATCH 35



RESULTS

比赛成绩 / RÉSULTATS

CAN 8 - 7 CHN
(1 : 1, 3 : 1, 1 : 2, 3 : 3)

Water Temperature: 26°C / 79°F

Referees: KORYZNA Radoslaw Piotr (POL)
ARGYROS Nikolaos (GRE)

TWPC Delegates: TAN Eng Bock
AMINI Khosrow

CAN - Canada (White)

Cap No.	Name	Estimated Time Played	Goals/Shots							AS	TF	ST	BL	SP	Personal Fouls					
			Total	%	A	C	X	5m	PS						CA	20C	20F	P	EX	
*1	RANDALL Robin	32:00																		
2	KUDABA Constantine	13:02	0/1	0.0%					0/1		1		1				1			
3	DIGGLE Devon	11:01																		
*4	MITCHELL Kevin	27:11	1/4	25.0%	1/3			0/1		2	1									
*5	BOYD Justin	27:37	2/5	40.0%	1/2			1/3			1	3					2			
*6	MARKS Thomas	15:15	0/1	0.0%	0/1					1	1		2	1/1		2		1	S	
7	JUNG Brandon	3:28														1				
*8	GRAHAM Kevin	24:46	1/4	25.0%	0/2					1/2	2	1		3/3			1	1		
*9	FELTHAM Aaron	21:57	1/4	25.0%	0/1	1/1	0/1	0/1			2		2			3			S	
10	PALAMAREVIC Sasa	1:14																		
11	SAYEGH Jean	17:20	2/4	50.0%	0/2			2/2			1		1							
*12	MILLER Nathaniel	29:09	1/3	33.3%	0/2			1/1			6	1				1	1			
13	YOUNGBLUD Nic																			
Totals			8/26	30.8%	2/13	1/1	4/8	0/2		1/2	5	15	4	6	4/4		10	2	2	2
Cap No.	Goalkeepers	Estimated Time Played	Saves/Shots							AS	TF	ST	BL	SP	Personal Fouls					
			Total	%	A	C	X	5m	PS						CA	20C	20F	P	EX	
*1	RANDALL Robin		10/17	58.8%	2/2			1/5	6/8	1/2										
13	YOUNGBLUD Nic																			
Totals			10/17	58.8%	2/2			1/5	6/8	1/2										

Time Out	2
Exclusions With Substitution	2
Exclusions W/Subst after 4 min.	

CHN - China (Blue)

Cap No.	Name	Estimated Time Played	Goals/Shots							AS	TF	ST	BL	SP	Personal Fouls					
			Total	%	A	C	X	5m	PS						CA	20C	20F	P	EX	
*1	GE Weiqing	32:00										2								
*2	LIANG Zhongxing	27:02	1/5	20.0%	0/1		0/1	1/2	0/1		1		3	1			2			
3	WU Zhiyu	1:20																		
*4	YU Lijun	21:32	2/4	50.0%	0/1			2/2	0/1								1			
5	LI Jun	9:16															2			
6	TAN Feihu	10:33	0/1	0.0%	0/1						1									
7	WANG Yong	9:57	0/3	0.0%				0/3					1				1			
*8	LI Bin	27:37	0/1	0.0%			0/1			1	1						1			
*9	WANG Beiming	23:02	1/3	33.3%			1/1	0/2		1	1		1				1			
*10	XIE Junmin	27:58	1/6	16.7%	0/1		0/1	0/3	1/1	1	3		2	0/4			1			
*11	HAN Zhidong	24:45	2/9	22.2%	0/3		1/2	1/4			3									
12	WANG Yang	8:58	0/1	0.0%				0/1									1			
13	MA Jianjun																			
Totals			7/33	21.2%	0/7		4/8	2/16	1/2		4	9	6	4	0/4		5	5		
Cap No.	Goalkeepers	Estimated Time Played	Saves/Shots							AS	TF	ST	BL	SP	Personal Fouls					
			Total	%	A	C	X	5m	PS						CA	20C	20F	P	EX	
*1	GE Weiqing		8/16	50.0%	7/9	0/1	0/4		1/2											
13	MA Jianjun																			
Totals			8/16	50.0%	7/9	0/1	0/4		1/2											

Time Out	2
Exclusions With Substitution	
Exclusions W/Subst after 4 min.	



YINGDONG NATATORIUM
英东游泳馆
PISCINE DE YINGDONG

FRI 星期五 VEN
22 AUG 2008
10:50

WATER POLO
水球 / WATER-POLO

MEN
男子项目 / HOMMES

SEMIFINAL ROUND FOR 7TH-10TH PLACE - MATCH 36
半决赛7-10名 - 第36场 / TOUR DEMI-FINAL PLACES 7-10 - MATCH 36



RESULTS

比赛成绩 / RÉSULTATS

AUS 17 - 16 ITA
(4 : 2, 1 : 5, 4 : 0, 1 : 3) (0 : 1, 3 : 2) (4 : 3)

Water Temperature: 26°C / 79°F

Referees: MOLINER MOLINS Jaime (ESP)
CHANEY Aaron (USA)

TWPC Delegates: EL ALLAM Farid
BROCHERO Monica

AUS - Australia (White)

Cap No.	Name	Estimated Time Played	Goals/Shots							AS	TF	ST	BL	SP	Personal Fouls					
			Total	%	A	C	X	5m	PS						CA	20C	20F	P	EX	
*1	STANTON James	38:00									1		2							
*2	CAMPBELL Richie	16:48	1/3	33.3%	0/1	1/1				0/1		1	1	1				2		
3	FRANKLIN Trent	16:58	2/4	50.0%	1/3					1/1	1	1								
*4	FIGLIOLI Pietro	29:37	2/12	16.7%	0/2			2/7	0/1	0/1	0/1		1	2	4/5			1		
*5	MAITLAND Robert	14:22	2/3	66.7%	1/2					1/1		1						2		
6	MARTIN Anthony	16:59	2/5	40.0%	0/1			1/3		1/1								2		
*7	NEESHAM Tim	19:17	1/5	20.0%	1/4					0/1	2									
8	McGREGOR Sam	21:35	3/6	50.0%	1/2	1/1			0/2	1/1		1					1	1		
*9	WHALAN Thomas	26:38	2/7	28.6%				1/3	0/2	1/1	0/1	1	5	1				2		
*10	WOODS Gavin	22:53	1/3	33.3%	1/3						1	5	1							
11	HOWDEN Rhys	29:28	1/3	33.3%	1/2			0/1			1	1	3	1	1/1					
12	BEADSWORTH Jamie	13:25										1	1							
13	STERK Rafael																			
Totals			17/51	33.3%	6/20	2/2	4/14	0/5	4/5	1/5	7	11	11	5	5/6	10	1			
Cap No.	Goalkeepers	Estimated Time Played	Saves/Shots							AS	TF	ST	BL	SP	Personal Fouls					
			Total	%	A	C	X	5m	PS						CA	20C	20F	P	EX	
*1	STANTON James		5/21	23.8%	1/1	0/3	1/7	2/5	1/4	0/1										
13	STERK Rafael																			
Totals			5/21	23.8%	1/1	0/3	1/7	2/5	1/4	0/1										

Time Out	3
Exclusions With Substitution	
Exclusions W/Subst after 4 min.	

ITA - Italy (Blue)

Cap No.	Name	Estimated Time Played	Goals/Shots							AS	TF	ST	BL	SP	Personal Fouls					
			Total	%	A	C	X	5m	PS						CA	20C	20F	P	EX	
*1	TEMPESTI Stefano	38:00									1	2								
2	di COSTANZO Luigi	8:23	1/1	100.0%						1/1	1	1						1		
3	BINCHI Leonardo	10:19	0/1	0.0%					0/1		1	1	1							
*4	BUONOCORE Fabrizio	10:40	1/1	100.0%				1/1				1						2	S	
*5	GALLO Valentino	30:36	2/5	40.0%				1/2	1/3		1			1/6			1	2	S	
*6	FELUGO Maurizio	34:53	2/7	28.6%	0/1			1/2	1/3	0/1		1	1				1			
7	MANGIANTE Andrea	12:01	0/1	0.0%				0/1									2	1	S	
*8	ANGELINI Alberto	33:01	2/6	33.3%	0/2				1/3	1/1	2	1		1			1			
9	BENCIVENGA Fabio	15:59										3								
*10	CALCATERRA Alessandro	22:03	6/8	75.0%		3/4	2/2	0/1	1/1		7	1					1			
*11	SOTTANI Leonardo	24:50	2/5	40.0%				1/1	0/2	0/1	1/1	2								
12	MISTRANGELO Federico	25:15											1				2			
13	VIOLETTI Fabio																			
Totals			16/35	45.7%	0/3	3/4	6/9	3/13	3/5	1/1	3	17	8	2	1/6	12	5		4	
Cap No.	Goalkeepers	Estimated Time Played	Saves/Shots							AS	TF	ST	BL	SP	Personal Fouls					
			Total	%	A	C	X	5m	PS						CA	20C	20F	P	EX	
*1	TEMPESTI Stefano		19/36	52.8%	6/12	0/2	6/10	4/4	1/5	2/3										
13	VIOLETTI Fabio																			
Totals			19/36	52.8%	6/12	0/2	6/10	4/4	1/5	2/3										

Time Out	3
Exclusions With Substitution	4
Exclusions W/Subst after 4 min.	



YINGDONG NATATORIUM
英东游泳馆
PISCINE DE YINGDONG

FRI 星期五 VEN
22 AUG 2008
17:00

WATER POLO
水球 / WATER-POLO

MEN
男子项目 / HOMMES

SEMIFINAL ROUND FOR 7TH-10TH PLACE - MATCH 37
半决赛7-10名 - 第37场 / TOUR DEMI-FINAL PLACES 7-10 - MATCH 37



RESULTS

比赛成绩 / RÉSULTATS

GER 9 - 13 GRE
(3 : 3, 1 : 3, 2 : 4, 3 : 3)

Water Temperature: 26°C / 79°F

Referees: CIRIC Mihajlo (SRB)
PATELLI Decio Jr (BRA)

TWPC Delegates: BESTIT Luis
MARTINEZ Eugenio

GER - Germany (White)

Cap No.	Name	Estimated Time Played	Goals/Shots							AS	TF	ST	BL	SP	Personal Fouls						
			Total	%	A	C	X	5m	PS						CA	20C	20F	P	EX		
*1	TCHIGIR Alexander	32:00										5									
*2	NAROSKA Florian	9:56									1							2			
3	REAL Julian	10:17									1										
4	SAVIC Marko	18:56	0/1	0.0%	0/1						1	1						1			
5	STAMM Marko Yannik	12:13																1			
*6	POLITZE Marc	11:29	0/1	0.0%					0/1								2	1	S		
*7	NOSSEK Heiko	30:00	3/10	30.0%	0/1			2/4	1/5			1	1				1				
*8	SCHERTWITIS Thomas	19:40	2/4	50.0%	1/3			1/1				7					1				
*9	KREUZMANN Tobias	18:41	2/6	33.3%	0/1			2/4	0/1			2			2/3		2				
10	OELER Moritz	20:57	1/2	50.0%	1/1				0/1					1	0/1		1				
11	SCHLOTTERBECK Andreas	13:22	1/1	100.0%	1/1							1	1								
*12	MACKEBEN Soren Christoph	26:29										1	1	1							
13	ZELLMER Michael																				
Totals			9/25	36.0%	3/8			5/9	1/7	0/1			4	13	8	1	2/4	9	2	1	1

Cap No.	Goalkeepers	Saves/Shots							
		Total	%	A	C	X	5m	PS	CA
*1	TCHIGIR Alexander	6/19	31.6%	2/7	1/1	1/4	2/6	0/1	
13	ZELLMER Michael								
Totals		6/19	31.6%	2/7	1/1	1/4	2/6	0/1	

Time Out	1
Exclusions With Substitution	1
Exclusions W/Subst after 4 min.	

GRE - Greece (Blue)

Cap No.	Name	Estimated Time Played	Goals/Shots							AS	TF	ST	BL	SP	Personal Fouls						
			Total	%	A	C	X	5m	PS						CA	20C	20F	P	EX		
1	DELIGIANNIS Nikolaos																				
*2	SCHIZAS Anastasios	22:36	3/4	75.0%	1/1			1/1	1/2			2		2	2			1			
*3	MAZIS Dimitrios	17:56	0/2	0.0%					0/1					1				2	1	S	
4	KOKKINAKIS Konstantinos	4:27																2		1	S
5	THOMAKOS Ioannis																				
*6	THEODOROPOULOS Argyris	24:22	2/2	100.0%	2/2							1						1			
*7	AFROUDAKIS Christos	32:00	1/1	100.0%					1/1			1		1	2/4			1			
*8	NTOSKAS Georgios	32:00	6/10	60.0%	2/3			1/2	2/4	1/1		3		2	2			2			
*9	AFROUDAKIS Georgios	13:57	1/3	33.3%	0/1	0/1	1/1					6									
10	MITELLOUDIS Dimitrios	15:37	0/1	0.0%	0/1									1	1			1			
11	VLONTAKIS Antonios	18:03										4						1			
12	MYLONAKIS Emmanouil	11:02	0/1	0.0%					0/1					1				1			
*13	REPPAS Georgios	32:00																			
Totals			13/24	54.2%	5/8	0/1	3/5	4/8	1/1	0/1			5	13	6	7	2/4	8	5	1	2

Cap No.	Goalkeepers	Saves/Shots							
		Total	%	A	C	X	5m	PS	CA
1	DELIGIANNIS Nikolaos								
*13	REPPAS Georgios	7/16	43.8%	5/8			0/5	1/2	1/1
Totals		7/16	43.8%	5/8			0/5	1/2	1/1

Time Out	2
Exclusions With Substitution	2
Exclusions W/Subst after 4 min.	



YINGDONG NATATORIUM
英东游泳馆
PISCINE DE YINGDONG

FRI 星期五 VEN
22 AUG 2008
17:00

WATER POLO
水球 / WATER-POLO

MEN
男子项目 / HOMMES

SEMIFINAL ROUND FOR 7TH-10TH PLACE - MATCH 37
半决赛7-10名 - 第37场 / TOUR DEMI-FINAL PLACES 7-10 - MATCH 37



RESULTS

比赛成绩 / RÉSULTATS

GER 9 - 13 GRE
(3 : 3, 1 : 3, 2 : 4, 3 : 3)

Water Temperature: 26°C / 79°F

Referees: CIRIC Mihajlo (SRB)
PATELLI Decio Jr (BRA)

TWPC Delegates: BESTIT Luis
MARTINEZ Eugenio

Period	GER - Germany												GRE - Greece															
	Possession		EX	Goals (G) / Misses (M)										CT	Possession		EX	Goals (G) / Misses (M)										CT
	#	Time		X		A		FT		5m		PS			#	Time		X		A		FT		5m		PS		
				G	M	G	M	G	M	G	M	G	M					G	M	G	M	G	M	G	M	G	M	
Quarter 1	9	4:18		3	1		1				1			10	3:42		1	1	1	1			1	1				
Quarter 2	8	3:45				1	1		1					10	4:15		1	1		2		1	2	1				
Quarter 3	11	3:46	1	0	2	2	1		1		1		1	9	4:14	1			2	2			1	1	1			
Quarter 4	10	4:23		2	1		2		1	1	1			8	3:37	1	1		2									
Total	38	16:12	1	5	4	3	5		3	1	3		1	37	15:48	2	3	2	5	5		1	4	3	1			

Match GER - GRE													
Possession		EX	Goals (G) / Misses (M)										CT
#	Time		X		A		FT		5m		PS		
			G	M	G	M	G	M	G	M	G	M	
75	32:00	3	8	6	8	10		4	5	6	1	1	

Legend:			
#	Number of possessions	*	Starting line-up
20F	20 seconds exclusion in the field		
BL	Blocked shot	C	Centre shot
EX	Exclusion (S - with substitution, N - with substitution after 4 min.)		
M	Misses	P	Penalty
TF	Turnover foul	TWPC	Technical Water Polo Committee
20C	20 seconds exclusion in the centre forward position		
5m	5 metre shot	A	Action shot
CA	Counter attack	CT	Corner throw
		FT	Free throw
		SP	Sprint (won/sprints)
		X	Extra player shot
		AS	Assist
		G	Goals
		ST	Steals



RESULTS

比赛成绩 / RÉSULTATS

HUN 11 - 9 MNE
(3 : 4, 3 : 3, 3 : 0, 2 : 2)

Water Temperature: 26°C / 79°F

Referees: SIMION Mihai Angelo (ROU)
TULGA Ahmet Erhan (TUR)

TWPC Delegates: FIROIU Niculae
FRADY William Ensign

HUN - Hungary (White)

Cap No.	Name	Estimated Time Played	Goals/Shots							AS	TF	ST	BL	SP	Personal Fouls				
			Total	%	A	C	X	5m	PS						CA	20C	20F	P	EX
*1	SZECSI Zoltan	10:51																	
*2	VARGA Tamas	6:52									2						2		
3	MADARAS Norbert	15:50	2/3	66.7%	1/1				1/2		1			2/2			2	1	S
4	VARGA Denes Andor	14:22	1/1	100.0%				1/1			2		1				1		
*5	KASAS Tamas	26:05	1/7	14.3%	0/1			1/2	0/4			2	2	1/1			1		
6	HOSNYANSZKY Norbert	7:49	0/1	0.0%				0/1									3		S
*7	KISS Gergely	24:57	3/5	60.0%				2/3	0/1		1/1	2	1				2		
*8	BENEDEK Tibor	23:13	1/4	25.0%				0/1	1/3				1	1					
9	VARGA Daniel Rudolf	17:47	1/3	33.3%				1/1	0/2				1	1			1		
*10	BIROS Peter	27:55	1/3	33.3%				1/2	0/1			2		1	0/1				
*11	KIS Gabor	14:46										1	2						
12	MOLNAR Tamas	12:24	1/2	50.0%	1/1			0/1					3						
13	GERGELY Istvan	21:09										1							
Totals			11/29	37.9%	2/3			5/10	3/15		1/1	6	13	4	4	3/4	12	1	2
Cap No.	Goalkeepers	Estimated Time Played	Saves/Shots							AS	TF	ST	BL	SP	Personal Fouls				
			Total	%	A	C	X	5m	PS						CA	20C	20F	P	EX
*1	SZECSI Zoltan		1/7	14.3%	0/2	0/1	0/2	1/2											
13	GERGELY Istvan		7/10	70.0%	1/2	1/1	0/1	4/5	1/1										
Totals			8/17	47.1%	1/4	1/2	0/3	5/7	1/1										

Time Out	1
Exclusions With Substitution	2
Exclusions W/Subst after 4 min.	

MNE - Montenegro (Blue)

Cap No.	Name	Estimated Time Played	Goals/Shots							AS	TF	ST	BL	SP	Personal Fouls				
			Total	%	A	C	X	5m	PS						CA	20C	20F	P	EX
1	RADIC Zdravko	11:15																	
2	BRGULJAN Drasko																		
3	PASKOVIC Vjekoslav	1:43															2		
4	VUKCEVIC Nikola	9:13										3	2				1	1	
*5	JANOVIC Nikola	27:26	2/3	66.7%	1/2			1/1					1				1		
*6	TICIC Milan	9:26	0/1	0.0%				0/1									2		
*7	JANOVIC Mladjan	28:54	0/2	0.0%				0/1	0/1			2	3	3	1/3		1		
8	USKOKOVIC Veljko	9:31	2/3	66.7%	1/1			1/1	0/1				1						
*9	IVOVIC Aleksandar	29:20	1/6	16.7%	0/1	1/1		0/4				2		0/1			2		
*10	ZLOKOVIC Boris	20:12	1/4	25.0%	1/1	0/2		0/1				5							
11	GOJKOVIC Vladimir	30:30	2/6	33.3%	0/1			2/5				2		1	1		1		
*12	JOKIC Predrag	25:45	1/2	50.0%				1/1	0/1			1					1		
*13	SCEPANOVIC Milos	20:45																	
Totals			9/27	33.3%	3/6	1/3	3/4	2/13	0/1				3	12	6	6	1/4	7	5
Cap No.	Goalkeepers	Estimated Time Played	Saves/Shots							AS	TF	ST	BL	SP	Personal Fouls				
			Total	%	A	C	X	5m	PS						CA	20C	20F	P	EX
1	RADIC Zdravko		4/7	57.1%				1/3	3/4										
*13	SCEPANOVIC Milos		1/9	11.1%	0/2			0/3	1/3	0/1									
Totals			5/16	31.3%	0/2			1/6	4/7	0/1									

Time Out	2
Exclusions With Substitution	
Exclusions W/Subst after 4 min.	



YINGDONG NATATORIUM
英东游泳馆
PISCINE DE YINGDONG

FRI 星期五 VEN
22 AUG 2008
19:40

WATER POLO
水球 / WATER-POLO

MEN
男子项目 / HOMMES

SEMIFINAL ROUND FOR 1ST-4TH PLACE - MATCH 39
半决赛1-4名 - 第39场 / TOUR DEMI-FINAL PLACES 1-4 - MATCH 39



RESULTS

比赛成绩 / RÉSULTATS

USA 10 - 5 SRB
(3 : 3, 2 : 1, 2 : 1, 3 : 0)

Water Temperature: 26°C / 79°F

Referees: TURCOTTE Gaetan (CAN)
MARGETA Boris (SLO)

TWPC Delegates: DIATHESOPOULOS Dimitrios
SHARONOV Evgeny

USA - United States (White)

Cap No.	Name	Estimated Time Played	Goals/Shots							AS	TF	ST	BL	SP	Personal Fouls				
			Total	%	A	C	X	5m	PS						CA	20C	20F	P	EX
*1	MOSES Merrill	32:00										2							
*2	VARELLAS Peter	19:32	1/4	25.0%	1/1				0/3	2				2/3	1				
3	HUDNUT Peter	14:12	0/1	0.0%				0/1		1					3			S	
*4	POWERS Jeffrey	22:49	1/1	100.0%	1/1					3	1								
*5	WRIGHT Adam	25:12								3	1	2							
6	MERLO Rick	5:57	1/2	50.0%	1/1				0/1										
*7	BEAUBIEN Layne	25:45	2/3	66.7%				1/2	1/1				2					1	
*8	AZEVEDO Tony	31:07	3/5	60.0%	1/1	1/1	1/2	0/1		2		2	2						
9	BAILEY Ryan	13:03	2/2	100.0%		1/1	1/1				4								
10	HUTTEN Tim	13:13												1/1	2				
*11	SMITH Jesse	13:49	0/3	0.0%				0/3		1					1			S	
12	KRUMPHOLZ James	7:21								2					1				
13	BROOKS Brandon																		
Totals			10/21	47.6%	4/4	2/2	3/5	1/10		7	16	7	4	3/4	9			2	
Cap No.	Goalkeepers	Estimated Time Played	Saves/Shots							AS	TF	ST	BL	SP	Personal Fouls				
			Total	%	A	C	X	5m	PS						CA	20C	20F	P	EX
*1	MOSES Merrill		16/21	76.2%	4/4	1/1	2/6	9/10											
13	BROOKS Brandon																		
Totals			16/21	76.2%	4/4	1/1	2/6	9/10											

Time Out	1
Exclusions With Substitution	2
Exclusions W/Subst after 4 min.	

SRB - Serbia (Blue)

Cap No.	Name	Estimated Time Played	Goals/Shots							AS	TF	ST	BL	SP	Personal Fouls			
			Total	%	A	C	X	5m	PS						CA	20C	20F	P
1	SEFIK Denis	11:09	0/1	0.0%				0/1				1						
*2	PRLAINOVIC Andrija	24:54	0/1	0.0%	0/1					1	2							
3	GOCIC Zivko	1:39								1								
*4	UDOVICIC Vanja	24:57	0/5	0.0%				0/1	0/4			2			1			
5	SAVIC Dejan	12:25	0/1	0.0%				0/1							1			
*6	PIJETLOVIC Dusko	24:28	2/3	66.7%		0/1	2/2			5		1			2			
7	RADJEN Nikola	4:19													1			
8	FILIPOVIC Filip	16:02	0/3	0.0%	0/1			0/1	0/1					0/2	1			
*9	CIRIC Aleksandar	16:14	0/1	0.0%	0/1							1		1/2			1	
*10	SAPIC Aleksandar	28:21	1/9	11.1%	0/2			0/2	1/5	1					1	1		
*11	VUJASINOVIC Vladimir	32:00	2/8	25.0%				2/2	0/6	1		1	1		1			
12	PEKOVIC Branko	6:41									5							
*13	SORO Slobodan	20:51	0/1	0.0%				0/1										
Totals			5/33	15.2%	0/5	0/1	4/9	1/18		2	11	9	2	1/4	6	4		
Cap No.	Goalkeepers	Estimated Time Played	Saves/Shots							AS	TF	ST	BL	SP	Personal Fouls			
			Total	%	A	C	X	5m	PS						CA	20C	20F	P
1	SEFIK Denis		0/3	0.0%	0/2	0/1												
*13	SORO Slobodan		1/8	12.5%	0/2	0/1	0/3	1/2										
Totals			1/11	9.1%	0/4	0/2	0/3	1/2										

Time Out	2
Exclusions With Substitution	
Exclusions W/Subst after 4 min.	



YINGDONG NATATORIUM
英东游泳馆
PISCINE DE YINGDONG

FRI 星期五 VEN
22 AUG 2008
19:40

WATER POLO
水球 / WATER-POLO

MEN
男子项目 / HOMMES

SEMIFINAL ROUND FOR 1ST-4TH PLACE - MATCH 39
半决赛1-4名 - 第39场 / TOUR DEMI-FINAL PLACES 1-4 - MATCH 39



RESULTS

比赛成绩 / RÉSULTATS

USA 10 - 5 SRB
(3 : 3, 2 : 1, 2 : 1, 3 : 0)

Water Temperature: 26°C / 79°F

Referees: TURCOTTE Gaetan (CAN)
MARGETA Boris (SLO)

TWPC Delegates: DIATHESOPOULOS Dimitrios
SHARONOV Evgeny

Period	USA - United States													SRB - Serbia														
	Possession		EX	Goals (G) / Misses (M)										CT	Possession		EX	Goals (G) / Misses (M)										CT
	#	Time		X		A		FT		5m		PS			#	Time		X		A		FT		5m		PS		
				G	M	G	M	G	M	G	M	G	M					G	M	G	M	G	M	G	M	G	M	
Quarter 1	9	3:49		1		1				1	1			10	4:11		2		1	1	1		3			3		
Quarter 2	10	4:29		1	1	1							3			10	3:31		1		3			3				
Quarter 3	9	4:39		1		1							5			11	3:21		1	1		1		2	3		2	
Quarter 4	9	4:07	2	0	1	3								13	3:53		0	4		1		2	3		1	1		
Total	37	17:04	2	3	2	6				1	9			44	14:56		4	5		6	1	5	12		6	6		

Match USA - SRB														
Possession		EX	Goals (G) / Misses (M)										CT	
#	Time		X		A		FT		5m		PS			
			G	M	G	M	G	M	G	M	G	M		
81	32:00	2	7	7	6	6	1	5	1	21				6

Legend:			
#	Number of possessions	*	Starting line-up
20F	20 seconds exclusion in the field		
BL	Blocked shot	C	Centre shot
EX	Exclusion (S - with substitution, N - with substitution after 4 min.)		
M	Misses	P	Penalty
TF	Turnover foul	TWPC	Technical Water Polo Committee
20C	20 seconds exclusion in the centre forward position		
5m	5 metre shot	A	Action shot
CA	Counter attack	CT	Corner throw
		FT	Free throw
		SP	Sprint (won/sprints)
		X	Extra player shot
AS	Assist	G	Goals
		ST	Steals



RESULTS

比赛成绩 / RÉSULTATS

ITA 10 - 8 GER
(4 : 3, 1 : 1, 1 : 1, 4 : 3)

Water Temperature: 26°C / 79°F

Referees: RAK Mladen (CRO)
HART Michael Edward (AUS)

TWPC Delegates: EL ALLAM Farid
SHARONOV Evgeny

ITA - Italy (White)

Cap No.	Name	Estimated Time Played	Goals/Shots							AS	TF	ST	BL	SP	Personal Fouls						
			Total	%	A	C	X	5m	PS						CA	20C	20F	P	EX		
*1	TEMPESTI Stefano	32:00										1									
2	di COSTANZO Luigi																				
3	BINCHI Leonardo	11:38															1	1			
*4	BUONOCORE Fabrizio	5:57																2			
*5	GALLO Valentino	23:05	2/6	33.3%	1/1			0/3	1/2					2	1	1	1	0/2	1		
*6	FELUGO Maurizio	27:25	1/1	100.0%										2	1	1			1		
7	MANGIANTE Andrea	18:55	0/1	0.0%					0/1					1		2	1	0/1	2		
*8	ANGELINI Alberto	22:22	2/7	28.6%	0/2			1/1	1/3												
9	BENCIVENGA Fabio	12:09												2							
*10	CALCATERRA Alessandro	19:55	5/10	50.0%	1/4	1/1	1/2	2/2	0/1					3					1		
*11	SOTTANI Leonardo	26:23	0/3	0.0%				0/1	0/2					1	2	1					
12	MISTRANGELO Federico	24:11	0/3	0.0%	0/1				0/1					1		1		0/1			
13	VIOLETTI Fabio																				
Totals			10/31	32.3%	2/8	1/1	2/7	4/11	0/1	1/3					6	10	5	4	0/4	7	2

Cap No.	Goalkeepers	Saves/Shots							
		Total	%	A	C	X	5m	PS	CA
*1	TEMPESTI Stefano	10/18	55.6%	4/6	0/3	2/3	4/6		
13	VIOLETTI Fabio								
Totals		10/18	55.6%	4/6	0/3	2/3	4/6		

Time Out	1
Exclusions With Substitution	
Exclusions W/Subst after 4 min.	

GER - Germany (Blue)

Cap No.	Name	Estimated Time Played	Goals/Shots							AS	TF	ST	BL	SP	Personal Fouls						
			Total	%	A	C	X	5m	PS						CA	20C	20F	P	EX		
*1	TCHIGIR Alexander	32:00										1									
*2	NAROSKA Florian	13:39	0/1	0.0%	0/1							1						2			
3	REAL Julian	8:48	0/1	0.0%				0/1				1						2			
4	SAVIC Marko	16:50	2/4	50.0%	1/2	1/1	0/1														
5	STAMM Marko Yannik	15:24																	1		
*6	POLITZE Marc	21:54	1/3	33.3%				1/3						2	1	1			1		
*7	NOSSEK Heiko	26:03	0/9	0.0%	0/5			0/2	0/2					1	2	1					
*8	SCHERTWITIS Thomas	16:05	2/3	66.7%	0/1			1/1	1/1					2							
*9	KREUZMANN Tobias	13:01	1/2	50.0%	1/1			0/1							2	2		2/2	1		
10	OELER Moritz	15:39	0/4	0.0%	0/1				0/3					1		1		2/2			
11	SCHLOTTERBECK Andreas	15:55	2/2	100.0%				2/2						4							
*12	MACKEBEN Soren Christoph	28:42												1		1					
13	ZELLMER Michael																				
Totals			8/29	27.6%	2/11	3/3	1/4	2/11						3	13	6	2	4/4	6	1	1

Cap No.	Goalkeepers	Saves/Shots							
		Total	%	A	C	X	5m	PS	CA
*1	TCHIGIR Alexander	14/24	58.3%	4/6	0/1	1/3	6/10	1/1	2/3
13	ZELLMER Michael								
Totals		14/24	58.3%	4/6	0/1	1/3	6/10	1/1	2/3

Time Out	
Exclusions With Substitution	
Exclusions W/Subst after 4 min.	



RESULTS

比赛成绩 / RÉSULTATS

ITA 10 - 8 GER
(4 : 3, 1 : 1, 1 : 1, 4 : 3)

Water Temperature: 26°C / 79°F

Referees: RAK Mladen (CRO)
HART Michael Edward (AUS)

TWPC Delegates: EL ALLAM Farid
SHARONOV Evgeny

Period	ITA - Italy												GER - Germany															
	Possession		EX	Goals (G) / Misses (M)										CT	Possession		EX	Goals (G) / Misses (M)										CT
				X		A		FT		5m		PS						X		A		FT		5m		PS		
	#	Time		G	M	G	M	G	M	G	M	G	M		G	M		#	Time	G	M	G	M	G	M	G	M	
Quarter 1	9	3:32		1	2	1	1	1	1	1					10	4:28			2	1	1			3			1	
Quarter 2	12	4:32		0	1	1	4		2		2			3	9	3:28			2	1	2							
Quarter 3	9	4:03		1	2		2				2			2	9	3:57		1	1		2			2			1	
Quarter 4	11	3:02				2	1			2	1		1		14	4:58		0	2	3	4			2			1	
Total	41	15:09		2	5	4	8	1	2	3	5	1	5	42	16:51		1	3	5	9	2	2	7			3		

Match ITA - GER													
Possession		EX	Goals (G) / Misses (M)										CT
			X		A		FT		5m		PS		
#	Time		G	M	G	M	G	M	G	M	G	M	
83	32:00		3	8	9	17	3	4	3	12		1	8

Legend:			
#	Number of possessions	*	Starting line-up
20F	20 seconds exclusion in the field		
BL	Blocked shot	C	Centre shot
EX	Exclusion (S - with substitution, N - with substitution after 4 min.)		
M	Misses	P	Penalty
TF	Turnover foul	TWPC	Technical Water Polo Committee
20C	20 seconds exclusion in the centre forward position		
5m	5 metre shot	A	Action shot
CA	Counter attack	CT	Corner throw
		FT	Free throw
		SP	Sprint (won/sprints)
		X	Extra player shot
		AS	Assist
		G	Goals
		ST	Steals



YINGDONG NATATORIUM
英东游泳馆
PISCINE DE YINGDONG

SUN 星期日 DIM
24 AUG 2008
10:50

WATER POLO
水球 / WATER-POLO

MEN
男子项目 / HOMMES

CLASSIFICATION 7TH-8TH PLACE - MATCH 41
名次赛7-8名 - 第41场 / CLASSEMENT PLACES 7-8 - MATCH 41



RESULTS

比赛成绩 / RÉSULTATS

AUS 8 - 9 GRE
(2 : 3, 2 : 2, 3 : 1, 1 : 3)

Water Temperature: 26°C / 79°F

Referees: SIMION Mihai Angelo (ROU)
PINKER Guy (RSA)

TWPC Delegates: TAN Eng Bock
BESTIT Luis

AUS - Australia (White)

Cap No.	Name	Estimated Time Played	Goals/Shots							AS	TF	ST	BL	SP	Personal Fouls					
			Total	%	A	C	X	5m	PS						CA	20C	20F	P	EX	
*1	STANTON James	32:00								2		2								
2	CAMPBELL Richie	19:29	2/6	33.3%	1/2		0/2	0/1	1/1		1									
3	FRANKLIN Trent	13:16	0/3	0.0%	0/2			0/1												
*4	FIGLIOLI Pietro	24:52	3/7	42.9%	0/1		1/2	0/2	2/2		2			2/2		1	S			
5	MAITLAND Robert	10:53	0/2	0.0%	0/2						2					2				
*6	MARTIN Anthony	25:00	2/5	40.0%	1/2		0/1	0/1	1/1	1	1	2				1	1			
*7	NEESHAM Tim	16:11	0/1	0.0%				0/1		1		1				1				
*8	McGREGOR Sam	18:43	0/1	0.0%				0/1		1	1					1	1			
*9	WHALAN Thomas	18:06	0/4	0.0%			0/3	0/1			1					2				
10	WOODS Gavin	16:45	1/1	100.0%			1/1				4					1				
*11	HOWDEN Rhys	16:21	0/1	0.0%	0/1					2	1			2/2			1			
12	BEADSWORTH Jamie	12:24									1									
13	STERK Rafael																			
Totals			8/31	25.8%	2/10		2/9	0/8	4/4		7	15	5		4/4		9	1	2	1
Cap No.	Goalkeepers	Estimated Time Played	Saves/Shots							AS	TF	ST	BL	SP	Personal Fouls					
			Total	%	A	C	X	5m	PS						CA	20C	20F	P	EX	
*1	STANTON James		8/17	47.1%	2/3	2/4	1/4	2/5	1/1											
13	STERK Rafael																			
Totals			8/17	47.1%	2/3	2/4	1/4	2/5	1/1											

Time Out	1
Exclusions With Substitution	1
Exclusions W/Subst after 4 min.	

GRE - Greece (Blue)

Cap No.	Name	Estimated Time Played	Goals/Shots							AS	TF	ST	BL	SP	Personal Fouls				
			Total	%	A	C	X	5m	PS						CA	20C	20F	P	EX
1	DELIGIANNIS Nikolaos																		
*2	SCHIZAS Anastasios	27:24	2/3	66.7%			1/1	1/2		2		1	1				1		
*3	MAZIS Dimitrios	22:44	1/2	50.0%			1/1	0/1			2	1					2		
4	KOKKINAKIS Konstantinos	10:27	0/1	0.0%				0/1									1		
5	THOMAKOS Ioannis	2:58																	
*6	THEODOROPOULOS Argyris	26:23	1/2	50.0%	0/1		1/1			1		2	1						
*7	AFROUDAKIS Christos	23:38	2/2	100.0%	1/1			1/1					1	0/2		2	1	S	
*8	NTOSKAS Georgios	29:02	0/5	0.0%		0/1	0/1	0/1	0/2	1	1	1	1						
*9	AFROUDAKIS Georgios	17:06	1/3	33.3%	0/1	1/2					9						1		
10	MITELLOUDIS Dimitrios	5:08														1	1		
11	VLONTAKIS Antonios	14:54	1/2	50.0%	0/1	1/1					5	2							
12	MYLONAKIS Emmanouil	12:16	1/1	100.0%				1/1					1	0/2					
*13	REPPAS Georgios	32:00									1								
Totals			9/21	42.9%	1/4	2/4	3/5	3/6	0/2		4	16	8	6	0/4		7	3	1
Cap No.	Goalkeepers	Estimated Time Played	Saves/Shots							AS	TF	ST	BL	SP	Personal Fouls				
			Total	%	A	C	X	5m	PS						CA	20C	20F	P	EX
1	DELIGIANNIS Nikolaos																		
*13	REPPAS Georgios		11/19	57.9%	3/5		3/5	5/5	0/4										
Totals			11/19	57.9%	3/5		3/5	5/5	0/4										

Time Out	2
Exclusions With Substitution	1
Exclusions W/Subst after 4 min.	



YINGDONG NATATORIUM
英东游泳馆
PISCINE DE YINGDONG

SUN 星期日 DIM
24 AUG 2008
10:50

WATER POLO
水球 / WATER-POLO

MEN
男子项目 / HOMMES

CLASSIFICATION 7TH-8TH PLACE - MATCH 41
名次赛7-8名 - 第41场 / CLASSEMENT PLACES 7-8 - MATCH 41



RESULTS

比赛成绩 / RÉSULTATS

AUS 8 - 9 GRE
(2 : 3, 2 : 2, 3 : 1, 1 : 3)

Water Temperature: 26°C / 79°F

Referees: SIMION Mihai Angelo (ROU)
PINKER Guy (RSA)

TWPC Delegates: TAN Eng Bock
BESTIT Luis

Period	AUS - Australia												GRE - Greece																			
	Possession		EX	Goals (G) / Misses (M)										CT	Possession		EX	Goals (G) / Misses (M)										CT				
				X		A		FT		5m		PS						X		A		FT		5m		PS						
	#	Time		G	M	G	M	G	M	G	M	G	M		G	M		G	M	G	M	G	M	G	M	#	Time		G	M	G	M
Quarter 1	14	4:42		1	3	1	3					2			2	8	3:18		1		1	1	1									1
Quarter 2	10	4:13		0	2	2	2								10	3:47		1	1	1	1											
Quarter 3	9	4:14		1	1	2	1			1		1			9	3:46		1	1		3						2					
Quarter 4	13	4:22	1	0	1	1	2			2		2			10	3:38	1			1		1	1	2						1		
Total	46	17:31	1	2	7	6	8			3		5			3	37	14:29	1	3	2	3	5	1	1	2	2				2		

Match AUS - GRE																
Possession		EX	Goals (G) / Misses (M)										CT			
			X		A		FT		5m		PS					
#	Time		G	M	G	M	G	M	G	M	G	M		G	M	
83	32:00	2	5	9	9	13	1	4	2	7		2	3			

Legend:			
#	Number of possessions	*	Starting line-up
20F	20 seconds exclusion in the field		
BL	Blocked shot	C	Centre shot
EX	Exclusion (S - with substitution, N - with substitution after 4 min.)		
M	Misses	P	Penalty
TF	Turnover foul	TWPC	Technical Water Polo Committee
20C	20 seconds exclusion in the centre forward position		
5m	5 metre shot	A	Action shot
CA	Counter attack	CT	Corner throw
		FT	Free throw
		SP	Sprint (won/sprints)
		X	Extra player shot
		AS	Assist
		G	Goals
		ST	Steals



RESULTS

比赛成绩 / RÉSULTATS

CRO 9 - 11 ESP
(2 : 0, 3 : 5, 1 : 3, 3 : 3)

Water Temperature: 26°C / 79°F

Referees: CHANEY Aaron (USA)
KISZELLY Gabor (HUN)

TWPC Delegates: DIATHESOPOULOS Dimitrios
FIROIU Niculae

CRO - Croatia (White)

Cap No.	Name	Estimated Time Played	Goals/Shots							AS	TF	ST	BL	SP	Personal Fouls				
			Total	%	A	C	X	5m	PS						CA	20C	20F	P	EX
*1	VICAN Frano	32:00								2									
*2	BURIC Damir	19:45	1/2	50.0%				1/2			3		1		1		1		
3	BUSLJE Andro	28:01	2/3	66.7%				1/1	0/1		1		1		1				
4	VRDOLJAK Zdeslav																		
*5	KUNAC Aljosa	21:20	0/2	0.0%	0/2						1				1				
*6	JOKOVIC Maro	30:47	1/3	33.3%				0/1	1/2		1	2	1	2/4	1		1		
7	SMODLAKA Mile																		
8	DOGAS Teo	16:09	2/3	66.7%	1/1			1/2							1				
*9	MARKOVIC Pavo	24:06	1/2	50.0%				1/1	0/1		1	1	1				1		
*10	BARAC Samir	23:45	1/5	20.0%	0/1			0/1	0/2	1/1	1		1				S		
*11	HINIC Igor	28:07	1/2	50.0%	0/1							6	1						
12	BOSKOVIC Miho																		
13	PAVIC Josip									1/1									
Totals			9/22	40.9%	1/5			3/6	2/8	1/1	2/2	4	15	3	4	2/4	5	3	1
Cap No.	Goalkeepers	Estimated Time Played	Saves/Shots							AS	TF	ST	BL	SP	Personal Fouls				
			Total	%	A	C	X	5m	PS						CA	20C	20F	P	EX
*1	VICAN Frano		11/22	50.0%	4/9	3/4	0/1	2/4	1/3	1/1									
13	PAVIC Josip																		
Totals			11/22	50.0%	4/9	3/4	0/1	2/4	1/3	1/1									

Time Out	1
Exclusions With Substitution	1
Exclusions W/Subst after 4 min.	

ESP - Spain (Blue)

Cap No.	Name	Estimated Time Played	Goals/Shots							AS	TF	ST	BL	SP	Personal Fouls				
			Total	%	A	C	X	5m	PS						CA	20C	20F	P	EX
*1	AGUILAR Inaki	28:11											1						
2	GARCIA Mario Jose	3:23														2			
*3	MARTIN David	28:55	0/1	0.0%					0/1		3		1	1					
4	PERRONE Ricardo	1:02																	
*5	MOLINA Guillermo	29:05	1/4	25.0%	1/2	0/1			0/1		1	1	1	2					
*6	MINGUELL Marc	24:57	3/6	50.0%	1/2			1/1	1/3			1	2			2			
7	GALLEGO Ivan	6:16													1		1		
8	PIRALKOV Svilen	3:05													1				
*9	VALLES Xavier	17:06	1/1	100.0%	1/1						2								
*10	PERRONE Felipe	31:18	2/6	33.3%	1/2	1/3			0/1		1	1		0/1	1				
11	PEREZ Ivan Ernesto	14:54	0/3	0.0%	0/2	0/1						1							
*12	GARCIA Javier	31:59	4/13	30.8%	1/2			0/2	1/7	2/2		2	1	2/3	1				
13	ANDREO Angel Luis	3:49																	
Totals			11/34	32.4%	5/11	1/5	1/3	2/11	2/3	0/1	4	7	8	3	2/4	8		1	
Cap No.	Goalkeepers	Estimated Time Played	Saves/Shots							AS	TF	ST	BL	SP	Personal Fouls				
			Total	%	A	C	X	5m	PS						CA	20C	20F	P	EX
*1	AGUILAR Inaki		5/11	45.5%	2/2			2/4	1/2	0/1	0/2								
13	ANDREO Angel Luis		1/4	25.0%	0/1			0/1	1/2										
Totals			6/15	40.0%	2/3			2/5	2/4	0/1	0/2								

Time Out	2
Exclusions With Substitution	
Exclusions W/Subst after 4 min.	



YINGDONG NATATORIUM
英东游泳馆
PISCINE DE YINGDONG

SUN 星期日 DIM
24 AUG 2008
13:00

WATER POLO
水球 / WATER-POLO

MEN
男子项目 / HOMMES

CLASSIFICATION 5TH-6TH PLACE - MATCH 42
名次赛5-6名 - 第42场 / CLASSEMENT PLACES 5-6 - MATCH 42



RESULTS

比赛成绩 / RÉSULTATS

CRO 9 - 11 ESP
(2 : 0, 3 : 5, 1 : 3, 3 : 3)

Water Temperature: 26°C / 79°F

Referees: CHANEY Aaron (USA)
KISZELLY Gabor (HUN)

TWPC Delegates: DIATHESOPOULOS Dimitrios
FIROIU Niculae

Period	CRO - Croatia													ESP - Spain														
	Possession		EX	Goals (G) / Misses (M)										CT	Possession		EX	Goals (G) / Misses (M)										CT
	#	Time		X		A		FT		5m		PS			#	Time		X		A		FT		5m		PS		
				G	M	G	M	G	M	G	M	G	M					G	M	G	M	G	M	G	M	G	M	
Quarter 1	10	4:11		0	1	1	1				2	1		1	10	3:49		0	1		4				2		1	
Quarter 2	9	3:38		1	1	1	1			1	2			10	4:22		1		3	2			1	1				
Quarter 3	9	3:17		1	1		2		1					12	4:43		0	1	1	3	1			3	1	1		
Quarter 4	9	3:17	1	1		1		1	1					9	4:43				2	2				3	1			
Total	37	14:23	1	3	3	3	4	1	2	1	4	1	1	41	17:37	1	1	2	6	11	1	1	1	9	2	1	1	

Match CRO - ESP														
Possession		EX	Goals (G) / Misses (M)										CT	
#	Time		X		A		FT		5m		PS			
			G	M	G	M	G	M	G	M	G	M		
78	32:00	1	4	5	9	15	2	2	2	13	3	1	2	

Legend:			
#	Number of possessions	*	Starting line-up
20F	20 seconds exclusion in the field		
BL	Blocked shot	C	Centre shot
EX	Exclusion (S - with substitution, N - with substitution after 4 min.)		
M	Misses	P	Penalty
TF	Turnover foul	TWPC	Technical Water Polo Committee
20C	20 seconds exclusion in the centre forward position		
5m	5 metre shot	A	Action shot
CA	Counter attack	CT	Corner throw
		FT	Free throw
		SP	Sprint (won/sprints)
		X	Extra player shot
		AS	Assist
		G	Goals
		ST	Steals



RESULTS

比赛成绩 / RÉSULTATS

MNE 4 - 6 SRB
(0 : 2, 1 : 2, 1 : 2, 2 : 0)

Water Temperature: 26°C / 79°F

Referees: TULGA Ahmet Erhan (TUR)
MARGETA Boris (SLO)

TWPC Delegates: AMINI Khosrow
WHITEHOUSE John

MNE - Montenegro (White)

Cap No.	Name	Estimated Time Played	Goals/Shots							AS	TF	ST	BL	SP	Personal Fouls				
			Total	%	A	C	X	5m	PS						CA	20C	20F	P	EX
1	RADIC Zdravko																		
2	BRGULJAN Drasko	7:46	0/1	0.0%				0/1					1						
3	PASKOVIC Vjekoslav	14:52								1				0/2					
4	VUKCEVIC Nikola	12:49	1/2	50.0%	1/1		0/1				1						1		
*5	JANOVIC Nikola	30:00	1/2	50.0%				1/2			4		1				1		
*6	TICIC Milan	3:31	0/1	0.0%			0/1						1			2	1		S
*7	JANOVIC Mladjan	30:43	2/6	33.3%				0/4	1/1	1/1	2		1	1/2	1	1			
8	USKOKOVIC Veljko	11:47	0/1	0.0%	0/1						2	1				1			
*9	IVOVIC Aleksandar	27:31	0/4	0.0%			0/2	0/1		0/1	2	1				2			
10	ZLOKOVIC Boris	17:23	0/3	0.0%			0/2	0/1			6					2			
*11	GOJKOVIC Vladimir	30:54	0/4	0.0%	0/1			0/3			1		1	1					
*12	JOKIC Predrag	4:44	0/1	0.0%	0/1						3								S
*13	SCEPANOVIC Milos	32:00																1	
Totals			4/25	16.0%	1/4		0/6	1/12	1/1	1/2	2	22	4	5	1/4	9	3	1	2
Cap No.	Goalkeepers	Estimated Time Played	Saves/Shots							AS	TF	ST	BL	SP	Personal Fouls				
			Total	%	A	C	X	5m	PS						CA	20C	20F	P	EX
1	RADIC Zdravko																		
*13	SCEPANOVIC Milos		5/11	45.5%	3/4		1/4	1/2	0/1										
Totals			5/11	45.5%	3/4		1/4	1/2	0/1										

Time Out	2
Exclusions With Substitution	2
Exclusions W/Subst after 4 min.	

SRB - Serbia (Blue)

Cap No.	Name	Estimated Time Played	Goals/Shots							AS	TF	ST	BL	SP	Personal Fouls				
			Total	%	A	C	X	5m	PS						CA	20C	20F	P	EX
1	SEFIK Denis																		
*2	PRLAINOVIC Andrija	28:05	1/4	25.0%	0/1		0/1	1/2			5								
3	GOCIC Zivko	14:10										2				2	1		S
*4	UDOVICIC Vanja	5:28	0/1	0.0%			0/1					1				2	1		S
5	SAVIC Dejan	20:20	2/2	100.0%			1/1		1/1		1		1			2		1	S
*6	PIJETLOVIC Dusko	22:34	0/1	0.0%		0/1					7						1		
7	RADJEN Nikola	22:08	1/2	50.0%	1/1			0/1			1					2			
8	FILIPOVIC Filip	18:15	0/1	0.0%			0/1				1	1		2/2		1			
*9	CIRIC Aleksandar	21:42	1/3	33.3%	0/2		1/1				1		3	1/2					
*10	SAPIC Aleksandar																		
*11	VUJASINOVIC Vladimir	29:52	1/6	16.7%	0/2		1/2	0/2			1		1						
12	PEKOVIC Branko	9:26	0/1	0.0%	0/1						4								
*13	SORO Slobodan	32:00																	
Totals			6/21	28.6%	1/7	0/1	3/7	1/5	1/1		1	23	9	2	3/4	8	4	1	3
Cap No.	Goalkeepers	Estimated Time Played	Saves/Shots							AS	TF	ST	BL	SP	Personal Fouls				
			Total	%	A	C	X	5m	PS						CA	20C	20F	P	EX
1	SEFIK Denis																		
*13	SORO Slobodan		11/15	73.3%	1/2		4/4	6/7	0/1	0/1									
Totals			11/15	73.3%	1/2		4/4	6/7	0/1	0/1									

Time Out	1
Exclusions With Substitution	3
Exclusions W/Subst after 4 min.	



YINGDONG NATATORIUM
英东游泳馆
PISCINE DE YINGDONG

SUN 星期日 DIM
24 AUG 2008
15:40

WATER POLO
水球 / WATER-POLO

MEN
男子项目 / HOMMES

GOLD MEDAL MATCH - MATCH 44
冠亚军决赛 - 第44场 / MATCH D'OR - MATCH 44



RESULTS

比赛成绩 / RÉSULTATS

HUN 14 - 10 USA
(6 : 4, 3 : 4, 2 : 1, 3 : 1)

Water Temperature: 26°C / 79°F

Referees: TURCOTTE Gaetan (CAN)
BRGULJAN Mario (MNE)

TWPC Delegates: LONZI Gianni
MARTINEZ Eugenio

HUN - Hungary (White)

Cap No.	Name	Estimated Time Played	Goals/Shots							AS	TF	ST	BL	SP	Personal Fouls				
			Total	%	A	C	X	5m	PS						CA	20C	20F	P	EX
1	SZECSI Zoltan	19:52																	
*2	VARGA Tamas	7:07	0/1	0.0%	0/1												3	S	
3	MADARAS Norbert	16:47	1/2	50.0%			1/1	0/1		2				1/1		1			
4	VARGA Denes Andor	24:27	2/5	40.0%	0/1		2/3	0/1		1									
*5	KASAS Tamas	28:30	1/4	25.0%			1/2	0/2		1	1			2/2		1			
6	HOSNYANSZKY Norbert	6:39											1			2	1	S	
*7	KISS Gergely	25:42	1/3	33.3%			1/1	0/2		4	3			1/1					
*8	BENEDEK Tibor	21:31	1/2	50.0%			1/1	0/1			3	1				2			
9	VARGA Daniel Rudolf	19:04	3/6	50.0%	1/3		1/2					1				1			
*10	BIROS Peter	10:57	3/3	100.0%	1/1			1/1											
*11	KIS Gabor	14:14	1/2	50.0%	0/1			1/1		1		1	1						
12	MOLNAR Tamas	17:02	1/2	50.0%	0/1			1/1			3					1			
*13	GERGELY Istvan	12:08											1						
Totals			14/30	46.7%	2/8		7/10	3/10		2/2	9	11	4	2	4/4	10	1	1	2
Cap No.	Goalkeepers	Estimated Time Played	Saves/Shots							AS	TF	ST	BL	SP	Personal Fouls				
			Total	%	A	C	X	5m	PS						CA	20C	20F	P	EX
1	SZECSI Zoltan		7/10	70.0%	0/1		3/3	4/6											
*13	GERGELY Istvan		2/9	22.2%		1/2	0/4	1/2	0/1										
Totals			9/19	47.4%	0/1	1/2	3/7	5/8	0/1										

Time Out	2
Exclusions With Substitution	2
Exclusions W/Subst after 4 min.	

USA - United States (Blue)

Cap No.	Name	Estimated Time Played	Goals/Shots							AS	TF	ST	BL	SP	Personal Fouls				
			Total	%	A	C	X	5m	PS						CA	20C	20F	P	EX
*1	MOSES Merrill	20:50																	
*2	VARELLAS Peter	22:29	1/8	12.5%			1/2	0/6						0/3					
3	HUDNUT Peter	14:50	0/1	0.0%				0/1								2			
*4	POWERS Jeffrey	19:57	0/2	0.0%			0/1	0/1				2	1			2			
*5	WRIGHT Adam	26:41	0/1	0.0%			0/1			1						1			
6	MERLO Rick	4:21																	
*7	BEAUBIEN Layne	25:58	2/6	33.3%	1/1		1/3	0/2			1	1		0/1		1			
*8	AZEVEDO Tony	32:00	4/5	80.0%		0/1	2/2	1/1	1/1	2	1	1	2			2			
9	BAILEY Ryan	16:51	1/1	100.0%		1/1					2	1							
10	HUTTEN Tim	6:00	0/1	0.0%				0/1								2			
*11	SMITH Jesse	15:00	2/3	66.7%				2/3			1					2	1	S	
12	KRUMPHOLZ James	7:53									2	1							
13	BROOKS Brandon	11:10																	
Totals			10/28	35.7%	1/1	1/2	4/9	3/15	1/1		3	11	5	4	0/4	10	3		1
Cap No.	Goalkeepers	Estimated Time Played	Saves/Shots							AS	TF	ST	BL	SP	Personal Fouls				
			Total	%	A	C	X	5m	PS						CA	20C	20F	P	EX
*1	MOSES Merrill		1/12	8.3%	0/1		0/5	1/4	0/2										
13	BROOKS Brandon		4/7	57.1%	2/3		1/3	1/1											
Totals			5/19	26.3%	2/4		1/8	2/5	0/2										

Time Out	1
Exclusions With Substitution	1
Exclusions W/Subst after 4 min.	


OVERALL TEAM STATISTICS As of 24 AUG 2008
 全队技术统计 / STATISTIQUES GÉNÉRALES D'ÉQUIPE

Preliminary Round

Team	MP	Goals/Shots								AS	TF	ST	BL	SP	Personal Fouls			
		Total	%	A	C	X	5m	PS	CA						20C	20F	P	EX
AUS - Australia	5	45/139	32.4%	14/46	4/11	17/35	9/46		1/1	16	71	35	6	18/20	41	10	4	7
CAN - Canada	5	21/127	16.5%	6/38	0/1	8/18	4/65	2/3	1/2	3	84	36	10	11/20	26	13	6	4
CHN - China	5	25/114	21.9%	5/28	4/11	11/27	3/43	2/3	0/2	12	101	36	15	8/20	20	8	9	1
CRO - Croatia	5	56/138	40.6%	11/33	8/12	22/32	9/55	2/2	4/4	21	66	41	12	13/20	32	16	4	6
ESP - Spain	5	52/123	42.3%	25/44	2/4	9/19	14/53	1/2	1/1	9	62	25	16	6/20	43	6	4	6
GER - Germany	5	33/133	24.8%	6/32	3/12	13/25	10/63	1/1		7	67	35	13	10/20	26	2	6	3
GRE - Greece	5	39/145	26.9%	9/37	3/6	10/34	10/58	6/8	1/2	10	62	31	15	5/20	36	13	5	5
HUN - Hungary	5	60/138	43.5%	11/37	10/13	23/37	9/41	5/7	2/3	21	64	39	21	11/20	42	8	1	4
ITA - Italy	5	57/147	38.8%	9/25	12/22	16/34	10/50	5/7	5/9	18	63	40	8	6/20	32	17	2	2
MNE - Montenegro	5	43/119	36.1%	9/29	4/11	16/26	8/45	6/7	0/1	15	76	39	14	9/20	31	12	6	4
SRB - Serbia	5	50/139	36.0%	16/39	5/12	15/33	6/47	6/6	2/2	12	68	40	8	12/20	41	6	3	4
USA - United States	5	37/126	29.4%	10/37	1/4	13/21	9/59	4/5		16	66	29	21	11/20	34	10		4

Final Rounds

Team	MP	Goals/Shots								AS	TF	ST	BL	SP	Personal Fouls			
		Total	%	A	C	X	5m	PS	CA						20C	20F	P	EX
AUS - Australia	2	25/82	30.5%	8/30	2/2	6/23	0/13	4/5	5/9	14	26	16	5	9/10	19	2	2	1
CAN - Canada	2	19/57	33.3%	9/28	2/2	7/18	0/5	0/1	1/3	9	28	10	7	8/8	20	6	2	4
CHN - China	2	15/56	26.8%	1/13		6/11	5/28	2/3	1/1	8	30	16	6	1/8	12	7	1	1
CRO - Croatia	2	15/45	33.3%	1/5	2/2	7/13	2/21	1/2	2/2	9	30	5	7	6/8	10	4	4	2
ESP - Spain	2	16/61	26.2%	9/21	1/5	2/9	2/22	2/3	0/1	5	21	11	6	4/8	15	1	1	
GER - Germany	2	17/54	31.5%	5/19	3/3	6/13	3/18	0/1		7	26	14	3	6/8	15	3	2	1
GRE - Greece	3	35/71	49.3%	10/20	3/6	11/19	8/19	2/4	1/3	19	49	26	19	5/12	23	8	2	4
HUN - Hungary	2	25/59	42.4%	4/11		12/20	6/25		3/3	15	24	8	6	7/8	22	1	2	4
ITA - Italy	3	39/96	40.6%	4/18	6/9	15/28	9/31	3/6	2/4	15	38	22	10	1/14	27	11	1	5
MNE - Montenegro	3	20/76	26.3%	6/20	2/4	4/13	3/30	1/3	4/5	9	48	15	16	2/12	25	9	2	4
SRB - Serbia	3	20/78	25.6%	2/20	1/4	11/21	5/32	1/1		6	44	26	9	6/12	24	10	1	3
USA - United States	2	20/49	40.8%	5/5	3/4	7/14	4/25	1/1		10	27	12	8	3/8	19	3		3

Overall (Preliminary + Final Rounds)

Team	MP	Goals/Shots								AS	TF	ST	BL	SP	Personal Fouls			
		Total	%	A	C	X	5m	PS	CA						20C	20F	P	EX
AUS - Australia	7	70/221	31.7%	22/76	6/13	23/58	9/59	4/5	6/10	30	97	51	11	27/30	60	12	6	8
CAN - Canada	7	40/184	21.7%	15/66	2/3	15/36	4/70	2/4	2/5	12	112	46	17	19/28	46	19	8	8
CHN - China	7	40/170	23.5%	6/41	4/11	17/38	8/71	4/6	1/3	20	131	52	21	9/28	32	15	10	2
CRO - Croatia	7	71/183	38.8%	12/38	10/14	29/45	11/76	3/4	6/6	30	96	46	19	19/28	42	20	8	8
ESP - Spain	7	68/184	37.0%	34/65	3/9	11/28	16/75	3/5	1/2	14	83	36	22	10/28	58	7	5	6
GER - Germany	7	50/187	26.7%	11/51	6/15	19/38	13/81	1/2		14	93	49	16	16/28	41	5	8	4
GRE - Greece	8	74/216	34.3%	19/57	6/12	21/53	18/77	8/12	2/5	29	111	57	34	10/32	59	21	7	9
HUN - Hungary	7	85/197	43.1%	15/48	10/13	35/57	15/66	5/7	5/6	36	88	47	27	18/28	64	9	3	8
ITA - Italy	8	96/243	39.5%	13/43	18/31	31/62	19/81	8/13	7/13	33	101	62	18	7/34	59	28	3	7
MNE - Montenegro	8	63/195	32.3%	15/49	6/15	20/39	11/75	7/10	4/6	24	124	54	30	11/32	56	21	8	8
SRB - Serbia	8	70/217	32.3%	18/59	6/16	26/54	11/79	7/7	2/2	18	112	66	17	18/32	65	16	4	7
USA - United States	7	57/175	32.6%	15/42	4/8	20/35	13/84	5/6		26	93	41	29	14/28	53	13		7

Legend:	20C 20 seconds exclusion in the centre forward position	20F 20 seconds exclusion in the field	5m 5 metre shot
A Action shot	AS Assist	BL Blocked shot	C Centre shot
EX Exclusion	MP Matches played	P Penalty	PS Penalty shot
ST Steals	TF Turnover foul	X Extra player shot	CA Counter attack
			SP Sprint (won/sprints)



TEAM STATISTICS As of 24 AUG 2008
球队技术统计 / STATISTIQUES D'ÉQUIPE

Teams ranked by goals scored

Preliminary Round

GOALS and SHOTS

Rank	Team	Matches Played	Goals	Shots	%
1	HUN	5	60	138	43.5%
2	ITA	5	57	147	38.8%
3	CRO	5	56	138	40.6%
4	ESP	5	52	123	42.3%
5	SRB	5	50	139	36.0%
6	AUS	5	45	139	32.4%
7	MNE	5	43	119	36.1%
8	GRE	5	39	145	26.9%
9	USA	5	37	126	29.4%
10	GER	5	33	133	24.8%
11	CHN	5	25	114	21.9%
12	CAN	5	21	127	16.5%

EXTRA PLAYER SHOTS

Rank	Team	Matches Played	Goals	Shots	%
1	HUN	5	23	37	62.2%
2	CRO	5	22	32	68.8%
3	AUS	5	17	35	48.6%
4	ITA	5	16	34	47.1%
4	MNE	5	16	26	61.5%
6	SRB	5	15	33	45.5%
7	GER	5	13	25	52.0%
7	USA	5	13	21	61.9%
9	CHN	5	11	27	40.7%
10	GRE	5	10	34	29.4%
11	ESP	5	9	19	47.4%
12	CAN	5	8	18	44.4%

PENALTY SHOTS

Rank	Team	Matches Played	Goals	Shots	%
1	GRE	5	6	8	75.0%
1	MNE	5	6	7	85.7%
1	SRB	5	6	6	100.0%
4	HUN	5	5	7	71.4%
4	ITA	5	5	7	71.4%
6	USA	5	4	5	80.0%
7	CAN	5	2	3	66.7%
7	CHN	5	2	3	66.7%
7	CRO	5	2	2	100.0%
10	ESP	5	1	2	50.0%
10	GER	5	1	1	100.0%

ACTION SHOTS

Rank	Team	Matches Played	Goals	Shots	%
1	ESP	5	25	44	56.8%
2	SRB	5	16	39	41.0%
3	AUS	5	14	46	30.4%
4	CRO	5	11	33	33.3%
4	HUN	5	11	37	29.7%
6	USA	5	10	37	27.0%
7	GRE	5	9	37	24.3%
7	ITA	5	9	25	36.0%
7	MNE	5	9	29	31.0%
10	CAN	5	6	38	15.8%
10	GER	5	6	32	18.8%
12	CHN	5	5	28	17.9%

CENTRE SHOTS

Rank	Team	Matches Played	Goals	Shots	%
1	ITA	5	12	22	54.5%
2	HUN	5	10	13	76.9%
3	CRO	5	8	12	66.7%
4	SRB	5	5	12	41.7%
5	AUS	5	4	11	36.4%
5	CHN	5	4	11	36.4%
5	MNE	5	4	11	36.4%
8	GER	5	3	12	25.0%
8	GRE	5	3	6	50.0%
10	ESP	5	2	4	50.0%
11	USA	5	1	4	25.0%

5m SHOTS

Rank	Team	Matches Played	Goals	Shots	%
1	ESP	5	14	53	26.4%
2	GER	5	10	63	15.9%
2	GRE	5	10	58	17.2%
2	ITA	5	10	50	20.0%
5	AUS	5	9	46	19.6%
5	CRO	5	9	55	16.4%
5	HUN	5	9	41	22.0%
5	USA	5	9	59	15.3%
9	MNE	5	8	45	17.8%
10	SRB	5	6	47	12.8%
11	CAN	5	4	65	6.2%
12	CHN	5	3	43	7.0%



TEAM STATISTICS As of 24 AUG 2008

球队技术统计 / STATISTIQUES D'ÉQUIPE

Teams ranked by goals scored

Final Rounds

GOALS and SHOTS

Rank	Team	Matches Played	Goals	Shots	%
1	ITA	3	39	96	40.6%
2	GRE	3	35	71	49.3%
3	AUS	2	25	82	30.5%
3	HUN	2	25	59	42.4%
5	MNE	3	20	76	26.3%
5	SRB	3	20	78	25.6%
5	USA	2	20	49	40.8%
8	CAN	2	19	57	33.3%
9	GER	2	17	54	31.5%
10	ESP	2	16	61	26.2%
11	CHN	2	15	56	26.8%
11	CRO	2	15	45	33.3%

EXTRA PLAYER SHOTS

Rank	Team	Matches Played	Goals	Shots	%
1	ITA	3	15	28	53.6%
2	HUN	2	12	20	60.0%
3	GRE	3	11	19	57.9%
3	SRB	3	11	21	52.4%
5	CAN	2	7	18	38.9%
5	CRO	2	7	13	53.8%
5	USA	2	7	14	50.0%
8	AUS	2	6	23	26.1%
8	CHN	2	6	11	54.5%
8	GER	2	6	13	46.2%
11	MNE	3	4	13	30.8%
12	ESP	2	2	9	22.2%

PENALTY SHOTS

Rank	Team	Matches Played	Goals	Shots	%
1	AUS	2	4	5	80.0%
2	ITA	3	3	6	50.0%
3	CHN	2	2	3	66.7%
3	ESP	2	2	3	66.7%
3	GRE	3	2	4	50.0%
6	CRO	2	1	2	50.0%
6	MNE	3	1	3	33.3%
6	SRB	3	1	1	100.0%
6	USA	2	1	1	100.0%

ACTION SHOTS

Rank	Team	Matches Played	Goals	Shots	%
1	GRE	3	10	20	50.0%
2	CAN	2	9	28	32.1%
2	ESP	2	9	21	42.9%
4	AUS	2	8	30	26.7%
5	MNE	3	6	20	30.0%
6	GER	2	5	19	26.3%
6	USA	2	5	5	100.0%
8	HUN	2	4	11	36.4%
8	ITA	3	4	18	22.2%
10	SRB	3	2	20	10.0%
11	CHN	2	1	13	7.7%
11	CRO	2	1	5	20.0%

CENTRE SHOTS

Rank	Team	Matches Played	Goals	Shots	%
1	ITA	3	6	9	66.7%
2	GER	2	3	3	100.0%
2	GRE	3	3	6	50.0%
2	USA	2	3	4	75.0%
5	AUS	2	2	2	100.0%
5	CAN	2	2	2	100.0%
5	CRO	2	2	2	100.0%
5	MNE	3	2	4	50.0%
9	ESP	2	1	5	20.0%
9	SRB	3	1	4	25.0%

5m SHOTS

Rank	Team	Matches Played	Goals	Shots	%
1	ITA	3	9	31	29.0%
2	GRE	3	8	19	42.1%
3	HUN	2	6	25	24.0%
4	CHN	2	5	28	17.9%
4	SRB	3	5	32	15.6%
6	USA	2	4	25	16.0%
7	GER	2	3	18	16.7%
7	MNE	3	3	30	10.0%
9	CRO	2	2	21	9.5%
9	ESP	2	2	22	9.1%



TEAM STATISTICS As of 24 AUG 2008

球队技术统计 / STATISTIQUES D'ÉQUIPE

Teams ranked by goals scored

Overall (Preliminary + Final Rounds)

GOALS and SHOTS

Rank	Team	Matches Played	Goals	Shots	%
1	ITA	8	96	243	39.5%
2	HUN	7	85	197	43.1%
3	GRE	8	74	216	34.3%
4	CRO	7	71	183	38.8%
5	AUS	7	70	221	31.7%
5	SRB	8	70	217	32.3%
7	ESP	7	68	184	37.0%
8	MNE	8	63	195	32.3%
9	USA	7	57	175	32.6%
10	GER	7	50	187	26.7%
11	CAN	7	40	184	21.7%
11	CHN	7	40	170	23.5%

EXTRA PLAYER SHOTS

Rank	Team	Matches Played	Goals	Shots	%
1	HUN	7	35	57	61.4%
2	ITA	8	31	62	50.0%
3	CRO	7	29	45	64.4%
4	SRB	8	26	54	48.1%
5	AUS	7	23	58	39.7%
6	GRE	8	21	53	39.6%
7	MNE	8	20	39	51.3%
7	USA	7	20	35	57.1%
9	GER	7	19	38	50.0%
10	CHN	7	17	38	44.7%
11	CAN	7	15	36	41.7%
12	ESP	7	11	28	39.3%

PENALTY SHOTS

Rank	Team	Matches Played	Goals	Shots	%
1	GRE	8	8	12	66.7%
1	ITA	8	8	13	61.5%
3	MNE	8	7	10	70.0%
3	SRB	8	7	7	100.0%
5	HUN	7	5	7	71.4%
5	USA	7	5	6	83.3%
7	AUS	7	4	5	80.0%
7	CHN	7	4	6	66.7%
9	CRO	7	3	4	75.0%
9	ESP	7	3	5	60.0%
11	CAN	7	2	4	50.0%
12	GER	7	1	2	50.0%

ACTION SHOTS

Rank	Team	Matches Played	Goals	Shots	%
1	ESP	7	34	65	52.3%
2	AUS	7	22	76	28.9%
3	GRE	8	19	57	33.3%
4	SRB	8	18	59	30.5%
5	CAN	7	15	66	22.7%
5	HUN	7	15	48	31.3%
5	MNE	8	15	49	30.6%
5	USA	7	15	42	35.7%
9	ITA	8	13	43	30.2%
10	CRO	7	12	38	31.6%
11	GER	7	11	51	21.6%
12	CHN	7	6	41	14.6%

CENTRE SHOTS

Rank	Team	Matches Played	Goals	Shots	%
1	ITA	8	18	31	58.1%
2	CRO	7	10	14	71.4%
2	HUN	7	10	13	76.9%
4	AUS	7	6	13	46.2%
4	GER	7	6	15	40.0%
4	GRE	8	6	12	50.0%
4	MNE	8	6	15	40.0%
4	SRB	8	6	16	37.5%
9	CHN	7	4	11	36.4%
9	USA	7	4	8	50.0%
11	ESP	7	3	9	33.3%
12	CAN	7	2	3	66.7%

5m SHOTS

Rank	Team	Matches Played	Goals	Shots	%
1	ITA	8	19	81	23.5%
2	GRE	8	18	77	23.4%
3	ESP	7	16	75	21.3%
4	HUN	7	15	66	22.7%
5	GER	7	13	81	16.0%
5	USA	7	13	84	15.5%
7	CRO	7	11	76	14.5%
7	MNE	8	11	75	14.7%
7	SRB	8	11	79	13.9%
10	AUS	7	9	59	15.3%
11	CHN	7	8	71	11.3%
12	CAN	7	4	70	5.7%



GOALKEEPER STATISTICS As of 24 AUG 2008

守门员技术统计 / STATISTIQUES DE GARDIEN DE BUT

Goalkeepers sorted by NOC

Preliminary Round

Team	Name	Cap No.	Matches Played In	MIN	Shots on Goal			Penalty Shots on Goal			Counter Attack Assists	Steals
					Saves	Shots	%	Saves	Shots	%		
AUS	STANTON James	1	5	144	35	71	49.3%	0	2	0.0%	1	4
AUS	STERK Rafael	13	5	16	5	9	55.6%	0	1	0.0%		
CAN	RANDALL Robin	1	5	128	35	89	39.3%	0	3	0.0%		6
CAN	YOUNGBLUD Nic	13	5	32	13	20	65.0%	0	1	0.0%		2
CHN	GE Weiqing	1	5	160	45	109	41.3%	0	9	0.0%		6
CRO	PAVIC Josip	13	5	32	5	9	55.6%					2
CRO	VICAN Frano	1	5	128	30	57	52.6%	0	4	0.0%	1	
ESP	AGUILAR Inaki	1	5	156	50	84	59.5%	0	4	0.0%		2
ESP	ANDREO Angel Luis	13	5	4								
GER	TCHIGIR Alexander	1	5	160	43	87	49.4%	2	5	40.0%		3
GRE	DELIGIANNIS Nikolaos	1	5	133	38	82	46.3%	1	3	33.3%		3
GRE	REPPAS Georgios	13	5	27	6	18	33.3%	0	1	0.0%		1
HUN	GERGELY Istvan	13	5	40	15	19	78.9%					3
HUN	SZECSI Zoltan	1	5	120	34	66	51.5%	0	2	0.0%		3
ITA	TEMPESTI Stefano	1	5	160	44	94	46.8%	0	2	0.0%	2	7
MNE	RADIC Zdravko	1	5	29	8	11	72.7%					
MNE	SCEPANOVIC Milos	13	5	131	35	65	53.8%	1	5	20.0%		2
SRB	SEFIK Denis	1	5	64	22	40	55.0%				1	3
SRB	SORO Slobodan	13	5	96	34	54	63.0%	1	3	33.3%	1	3
USA	BROOKS Brandon	13	5									
USA	MOSES Merrill	1	5	160	53	84	63.1%					1

Final Rounds

Team	Name	Cap No.	Matches Played In	MIN	Shots on Goal			Penalty Shots on Goal			Counter Attack Assists	Steals
					Saves	Shots	%	Saves	Shots	%		
AUS	STANTON James	1	2	70	13	38	34.2%	2	5	40.0%	3	4
CAN	RANDALL Robin	1	2	64	20	40	50.0%	1	2	50.0%		
CHN	GE Weiqing	1	2	64	13	34	38.2%	0	1	0.0%		3
CRO	VICAN Frano	1	2	64	19	37	51.4%	2	4	50.0%	2	
ESP	AGUILAR Inaki	1	2	60	8	23	34.8%	0	1	0.0%		1
ESP	ANDREO Angel Luis	13	2	4	1	4	25.0%					
GER	TCHIGIR Alexander	1	2	64	20	43	46.5%	1	2	50.0%		6
GRE	REPPAS Georgios	13	3	96	22	47	46.8%	1	2	50.0%		1
HUN	GERGELY Istvan	13	2	33	9	19	47.4%	1	2	50.0%	1	1
HUN	SZECSI Zoltan	1	2	31	8	17	47.1%					
ITA	TEMPESTI Stefano	1	3	102	39	75	52.0%	1	5	20.0%		4
MNE	RADIC Zdravko	1	3	11	4	7	57.1%					
MNE	SCEPANOVIC Milos	13	3	85	14	34	41.2%	0	1	0.0%	2	2
SRB	SEFIK Denis	1	3	11	0	3	0.0%					1
SRB	SORO Slobodan	13	3	85	23	39	59.0%	0	1	0.0%		3
USA	BROOKS Brandon	13	2	11	4	7	57.1%					
USA	MOSES Merrill	1	2	53	17	33	51.5%					2



GOALKEEPER STATISTICS As of 24 AUG 2008

守门员技术统计 / STATISTIQUES DE GARDIEN DE BUT

Goalkeepers sorted by NOC

Overall (Preliminary + Final Rounds)

Team	Name	Cap No.	Matches Played In	MIN	Shots on Goal			Penalty Shots on Goal			Counter Attack Assists	Steals
					Saves	Shots	%	Saves	Shots	%		
AUS	STANTON James	1	7	214	48	109	44.0%	2	7	28.6%	4	8
AUS	STERK Rafael	13	7	16	5	9	55.6%	0	1	0.0%		
CAN	RANDALL Robin	1	7	192	55	129	42.6%	1	5	20.0%		6
CAN	YOUNGBLUD Nic	13	7	32	13	20	65.0%	0	1	0.0%		2
CHN	GE Weiqing	1	7	224	58	143	40.6%	0	10	0.0%		9
CRO	PAVIC Josip	13	7	32	5	9	55.6%					2
CRO	VICAN Frano	1	7	192	49	94	52.1%	2	8	25.0%	3	
ESP	AGUILAR Inaki	1	7	216	58	107	54.2%	0	5	0.0%		3
ESP	ANDREO Angel Luis	13	7	8	1	4	25.0%					
GER	TCHIGIR Alexander	1	7	224	63	130	48.5%	3	7	42.9%		9
GRE	DELIGIANNIS Nikolaos	1	8	133	38	82	46.3%	1	3	33.3%		3
GRE	REPPAS Georgios	13	8	123	28	65	43.1%	1	3	33.3%		2
HUN	GERGELY Istvan	13	7	73	24	38	63.2%	1	2	50.0%	1	4
HUN	SZECSI Zoltan	1	7	151	42	83	50.6%	0	2	0.0%		3
ITA	TEMPESTI Stefano	1	8	262	83	169	49.1%	1	7	14.3%	2	11
MNE	RADIC Zdravko	1	8	40	12	18	66.7%					
MNE	SCEPANOVIC Milos	13	8	216	49	99	49.5%	1	6	16.7%	2	4
SRB	SEFIK Denis	1	8	75	22	43	51.2%				1	4
SRB	SORO Slobodan	13	8	181	57	93	61.3%	1	4	25.0%	1	6
USA	BROOKS Brandon	13	7	11	4	7	57.1%					
USA	MOSES Merrill	1	7	213	70	117	59.8%					3



INDIVIDUAL STATISTICS As of 24 AUG 2008
个人技术统计 / STATISTIQUES INDIVIDUELLES

Players ranked by goals scored / sprints won

Preliminary Round

EXTRA PLAYER SHOTS

Rk	Cap No.	Name	Team	MP	Goals	Shots	%
1	10	SAPIC Aleksandar	SRB	5	6	15	40.0%
2	8	BENEDEK Tibor	HUN	5	5	5	100.0%
2	6	JOKOVIC Maro	CRO	5	5	6	83.3%
4	8	DOGAS Teo	CRO	5	4	4	100.0%
4	9	FELTHAM Aaron	CAN	5	4	7	57.1%
4	5	GALLO Valentino	ITA	5	4	5	80.0%
4	12	GARCIA Javier	ESP	5	4	5	80.0%
4	8	NTOSKAS Georgios	GRE	5	4	6	66.7%
4	4	VARGA Denes Andor	HUN	5	4	5	80.0%
4	10	XIE Junmin	CHN	5	4	5	80.0%

PENALTY SHOTS

Rk	Cap No.	Name	Team	MP	Goals	Shots	%
1	10	SAPIC Aleksandar	SRB	5	6	6	100.0%
2	7	JANOVIC Mladjan	MNE	5	4	4	100.0%
3	10	BIROS Peter	HUN	5	3	3	100.0%
3	6	FELUGO Maurizio	ITA	5	3	5	60.0%
3	8	NTOSKAS Georgios	GRE	5	3	3	100.0%
6	8	AZEVEDO Tony	USA	5	2	3	66.7%
6	2	LIANG Zhongxing	CHN	5	2	2	100.0%
6	6	THEODOROPOULOS Argyris	GRE	5	2	2	100.0%
6	5	WRIGHT Adam	USA	5	2	2	100.0%

More players tied with the same rank than can fit in the list

ACTION SHOTS

Rk	Cap No.	Name	Team	MP	Goals	Shots	%
1	10	PERRONE Felipe	ESP	5	7	9	77.8%
2	2	GARCIA Mario Jose	ESP	5	4	5	80.0%
2	11	VUJASINOVIC Vladimir	SRB	5	4	5	80.0%

More players tied with the same rank than can fit in the list

CENTRE SHOTS

Rk	Cap No.	Name	Team	MP	Goals	Shots	%
1	10	CALCATERA Alessandro	ITA	5	8	12	66.7%
2	6	PIJETLOVIC Dusko	SRB	5	5	11	45.5%
3	7	SMODLAKA Mile	CRO	5	3	4	75.0%

More players tied with the same rank than can fit in the list

5m SHOTS

Rk	Cap No.	Name	Team	MP	Goals	Shots	%
1	4	FIGLIOLI Pietro	AUS	5	5	11	45.5%
1	5	MOLINA Guillermo	ESP	5	5	12	41.7%
3	9	IVOVIC Aleksandar	MNE	5	4	10	40.0%
4	8	AZEVEDO Tony	USA	5	3	10	30.0%
4	6	FELUGO Maurizio	ITA	5	3	11	27.3%
4	12	GARCIA Javier	ESP	5	3	9	33.3%
4	7	NOSSEK Heiko	GER	5	3	13	23.1%
4	10	SAPIC Aleksandar	SRB	5	3	11	27.3%
4	4	SAVIC Marko	GER	5	3	9	33.3%

More players tied with the same rank than can fit in the list

LEADING SPRINTERS

Rk	Cap No.	Name	Team	MP	Won	Sprints	%
1	4	FIGLIOLI Pietro	AUS	5	15	16	93.8%
2	8	GRAHAM Kevin	CAN	5	11	16	68.8%
2	6	JOKOVIC Maro	CRO	5	11	14	78.6%
4	5	KASAS Tamas	HUN	5	7	9	77.8%
5	8	FILIPOVIC Filip	SRB	5	6	9	66.7%
5	10	OELER Moritz	GER	5	6	13	46.2%
5	2	VARELLAS Peter	USA	5	6	12	50.0%
8	9	CIRIC Aleksandar	SRB	5	5	6	83.3%
8	10	XIE Junmin	CHN	5	5	13	38.5%

More players tied with the same rank than can fit in the list



INDIVIDUAL STATISTICS As of 24 AUG 2008
个人技术统计 / STATISTIQUES INDIVIDUELLES

Players ranked by goals scored / sprints won

Final Rounds

EXTRA PLAYER SHOTS

Rk	Cap No.	Name	Team	MP	Goals	Shots	%
1	6	PIJETLOVIC Dusko	SRB	3	5	5	100.0%
2	10	CALCATERRA Alessandro	ITA	3	4	6	66.7%
2	11	VUJASINOVIC Vladimir	SRB	3	4	5	80.0%
4	8	AZEVEDO Tony	USA	2	3	4	75.0%
4	4	FIGLIOLI Pietro	AUS	2	3	9	33.3%
4	7	KISS Gergely	HUN	2	3	4	75.0%
4	8	NTOSKAS Georgios	GRE	3	3	6	50.0%
4	11	SAYEGH Jean	CAN	2	3	5	60.0%
4	11	SOTTANI Leonardo	ITA	3	3	4	75.0%
4	4	YU Lijun	CHN	2	3	3	100.0%

PENALTY SHOTS

Rk	Cap No.	Name	Team	MP	Goals	Shots	%
1	12	GARCIA Javier	ESP	2	2	2	100.0%
1	8	NTOSKAS Georgios	GRE	3	2	4	50.0%
1	10	XIE Junmin	CHN	2	2	2	100.0%

More players tied with the same rank than can fit in the list

ACTION SHOTS

Rk	Cap No.	Name	Team	MP	Goals	Shots	%
1	5	JANOVIC Nikola	MNE	3	3	5	60.0%
1	5	MOLINA Guillermo	ESP	2	3	5	60.0%
1	8	NTOSKAS Georgios	GRE	3	3	4	75.0%

More players tied with the same rank than can fit in the list

CENTRE SHOTS

Rk	Cap No.	Name	Team	MP	Goals	Shots	%
1	10	CALCATERRA Alessandro	ITA	3	4	7	57.1%
2	9	AFROUDAKIS Georgios	GRE	3	2	4	50.0%
2	9	BAILEY Ryan	USA	2	2	2	100.0%
2	11	HINIC Igor	CRO	2	2	2	100.0%
2	11	SCHLOTTERBECK Andreas	GER	2	2	2	100.0%

More players tied with the same rank than can fit in the list

5m SHOTS

Rk	Cap No.	Name	Team	MP	Goals	Shots	%
1	5	GALLO Valentino	ITA	3	3	6	50.0%
1	2	SCHIZAS Anastasios	GRE	3	3	6	50.0%
3	7	AFROUDAKIS Christos	GRE	3	2	2	100.0%
3	8	ANGELINI Alberto	ITA	3	2	7	28.6%
3	10	CALCATERRA Alessandro	ITA	3	2	3	66.7%
3	11	GOJKOVIC Vladimir	MNE	3	2	8	25.0%
3	8	NTOSKAS Georgios	GRE	3	2	6	33.3%
3	11	SMITH Jesse	USA	2	2	6	33.3%

More players tied with the same rank than can fit in the list

LEADING SPRINTERS

Rk	Cap No.	Name	Team	MP	Won	Sprints	%
1	8	GRAHAM Kevin	CAN	2	7	7	100.0%
2	4	FIGLIOLI Pietro	AUS	2	6	7	85.7%
3	7	AFROUDAKIS Christos	GRE	3	5	9	55.6%
3	6	JOKOVIC Maro	CRO	2	5	7	71.4%
5	9	CIRIC Aleksandar	SRB	3	4	6	66.7%
5	12	GARCIA Javier	ESP	2	4	5	80.0%
5	9	KREUZMANN Tobias	GER	2	4	5	80.0%
8	11	HOWDEN Rhys	AUS	2	3	3	100.0%
8	5	KASAS Tamas	HUN	2	3	3	100.0%
8	3	MADARAS Norbert	HUN	2	3	3	100.0%



INDIVIDUAL STATISTICS As of 24 AUG 2008
个人技术统计 / STATISTIQUES INDIVIDUELLES

Players ranked by goals scored / sprints won

Overall (Preliminary + Final Rounds)

EXTRA PLAYER SHOTS

Rk	Cap No.	Name	Team	MP	Goals	Shots	%
1	8	NTOSKAS Georgios	GRE	8	7	12	58.3%

More players tied with the same rank than can fit in the list

PENALTY SHOTS

Rk	Cap No.	Name	Team	MP	Goals	Shots	%
1	10	SAPIC Aleksandar	SRB	8	6	6	100.0%
2	7	JANOVIC Mladjan	MNE	8	5	5	100.0%
2	8	NTOSKAS Georgios	GRE	8	5	7	71.4%
4	8	AZVEDO Tony	USA	7	3	4	75.0%
4	10	BIROS Peter	HUN	7	3	3	100.0%
4	6	FELUGO Maurizio	ITA	8	3	6	50.0%

More players tied with the same rank than can fit in the list

ACTION SHOTS

Rk	Cap No.	Name	Team	MP	Goals	Shots	%
1	10	PERRONE Felipe	ESP	7	9	13	69.2%
2	5	MOLINA Guillermo	ESP	7	6	14	42.9%
3	2	GARCIA Mario Jose	ESP	7	5	7	71.4%

More players tied with the same rank than can fit in the list

CENTRE SHOTS

Rk	Cap No.	Name	Team	MP	Goals	Shots	%
1	10	CALCATERRA Alessandro	ITA	8	12	19	63.2%
2	6	PIJETLOVIC Dusko	SRB	8	6	15	40.0%
3	11	HINIC Igor	CRO	7	4	7	57.1%
4	9	AFROUDAKIS Georgios	GRE	8	3	7	42.9%
4	7	SMODLAKA Mile	CRO	7	3	4	75.0%

More players tied with the same rank than can fit in the list

5m SHOTS

Rk	Cap No.	Name	Team	MP	Goals	Shots	%
1	4	FIGLIOLI Pietro	AUS	7	5	14	35.7%
1	5	MOLINA Guillermo	ESP	7	5	14	35.7%
1	2	SCHIZAS Anastasios	GRE	8	5	14	35.7%

More players tied with the same rank than can fit in the list

LEADING SPRINTERS

Rk	Cap No.	Name	Team	MP	Won	Sprints	%
1	4	FIGLIOLI Pietro	AUS	7	21	23	91.3%
2	8	GRAHAM Kevin	CAN	7	18	23	78.3%
3	6	JOKOVIC Maro	CRO	7	16	21	76.2%
4	5	KASAS Tamas	HUN	7	10	12	83.3%
5	9	CIRIC Aleksandar	SRB	8	9	12	75.0%
6	8	FILIPOVIC Filip	SRB	8	8	15	53.3%
6	9	KREUZMANN Tobias	GER	7	8	12	66.7%
6	10	OELER Moritz	GER	7	8	16	50.0%
6	2	VARELLAS Peter	USA	7	8	18	44.4%

More players tied with the same rank than can fit in the list

Legend:				
MP	Matches played	Rk	Rank	



INDIVIDUAL STATISTICS - LEADING SCORERS As of 24 AUG 2008
个人技术统计-最佳射手 / STATISTIQUES INDIVIDUELLES - MEILLEURS MARQUEURS

Players ranked by goals scored

Rank	Cap No.	Name	Team	Matches Played	Preliminary Round	Final Rounds	Overall	
					Goals/Shots	Goals/Shots	Goals/Shots	%
1	10	CALCATERRA Alessandro	ITA	8	14 / 24	13 / 27	27 / 51	52.9%
2	8	NTOSKAS Georgios	GRE	8	10 / 27	10 / 21	20 / 48	41.7%
2	10	SAPIC Aleksandar	SRB	8	19 / 39	1 / 17	20 / 56	35.7%
4	8	AZEVEDO Tony	USA	7	10 / 30	7 / 10	17 / 40	42.5%
5	6	FELUGO Maurizio	ITA	8	11 / 26	5 / 15	16 / 41	39.0%
5	4	FIGLIOLI Pietro	AUS	7	11 / 25	5 / 19	16 / 44	36.4%
5	10	PERRONE Felipe	ESP	7	13 / 27	3 / 12	16 / 39	41.0%
8	5	GALLO Valentino	ITA	8	9 / 18	6 / 13	15 / 31	48.4%
9	12	GARCIA Javier	ESP	7	9 / 18	5 / 18	14 / 36	38.9%
10	10	BIROS Peter	HUN	7	9 / 17	4 / 6	13 / 23	56.5%
10	7	JANOVIC Mladjan	MNE	8	10 / 24	3 / 14	13 / 38	34.2%
10	5	MOLINA Guillermo	ESP	7	10 / 26	3 / 11	13 / 37	35.1%
13	6	PIJETLOVIC Dusko	SRB	8	6 / 20	6 / 10	12 / 30	40.0%
13	11	VUJASINOVIC Vladimir	SRB	8	7 / 16	5 / 17	12 / 33	36.4%
15	11	GOJKOVIC Vladimir	MNE	8	7 / 18	4 / 13	11 / 31	35.5%
15	8	GRAHAM Kevin	CAN	7	6 / 26	5 / 11	11 / 37	29.7%
15	6	JOKOVIC Maro	CRO	7	9 / 20	2 / 4	11 / 24	45.8%
15	11	SOTTANI Leonardo	ITA	8	6 / 12	5 / 12	11 / 24	45.8%
19	10	BARAC Samir	CRO	7	9 / 23	1 / 9	10 / 32	31.3%
19	8	BENEDEK Tibor	HUN	7	8 / 12	2 / 6	10 / 18	55.6%
19	9	FELTHAM Aaron	CAN	7	8 / 26	2 / 9	10 / 35	28.6%
19	12	MOLNAR Tamas	HUN	7	8 / 15	2 / 4	10 / 19	52.6%
19	2	SCHIZAS Anastasios	GRE	8	4 / 15	6 / 11	10 / 26	38.5%
19	4	VARGA Denes Andor	HUN	7	7 / 12	3 / 6	10 / 18	55.6%
19	10	XIE Junmin	CHN	7	6 / 14	4 / 10	10 / 24	41.7%



CUMULATIVE STATISTICS

累积技术统计 / STATISTIQUES CUMULATIVES

AUS - Australia

After 7 matches

Preliminary Round

Cap No.	Name	MP	MIN	Goals/Shots							AS	TF	ST	BL	SP	Personal Fouls					
				Total	%	A	C	X	5m	PS						CA	20C	20F	P	EX	
1	STANTON James	5	144	0/1	0.0%					0/1											
2	CAMPBELL Richie	5	72	4/14	28.6%	3/4	0/1	1/3	0/6											4	
3	FRANKLIN Trent	5	71	3/10	30.0%	2/5	0/1	1/3	0/1											1	
4	FIGLIOLI Pietro	5	137	11/25	44.0%	3/6	0/1	3/7	5/11									15/16			
5	MAITLAND Robert	5	75	2/5	40.0%	1/1		1/3	0/1											10 1 2	
6	MARTIN Anthony	5	60	5/9	55.6%	0/3	1/1	2/2	1/2											9	
7	NEESHAM Tim	5	79	2/11	18.2%	1/6	1/1	0/2	0/2											5 1 1	
8	McGREGOR Sam	5	92	6/18	33.3%	3/4	0/1	2/3	1/10											6 7 3	
9	WHALAN Thomas	5	146	5/17	29.4%	0/3		3/4	2/10											4 1 1 1	
10	WOODS Gavin	5	100	5/18	27.8%	1/9	2/4	2/4	0/1											2	
11	HOWDEN Rhys	5	73	1/6	16.7%	0/3		1/2	0/1											2/3 1	
12	BEADSWORTH Jamie	5	54	1/5	20.0%	0/2	0/1	1/2												1 1	
13	STERK Rafael	5	16																		
Totals				45/139	32.4%	14/46	4/11	17/35	9/46												18/20 41 10 4 7
Against				40/107	37.4%	10/23	2/2	19/33	5/44	3/4	1/1										2/20 42 21 6
Cap No.	Goalkeepers	Save/Shots							Personal Fouls												
		Total	%	A	C	X	5m	PS	CA	20C	20F	P	EX								
1	STANTON James	35/71	49.3%	5/15	0/2	7/23	23/28	0/2	0/1											9	
13	STERK Rafael	5/9	55.6%	3/3		1/4	1/1	0/1												7	
Totals		40/80	50.0%	8/18	0/2	8/27	24/29	0/3	0/1												

Time Out	9
Exclusion with Substitution	7
Exclusion W/Subst after 4 min.	

Match	Possession		EX	Goals (G) / Misses (M)										CT						
	#	Time		X		A		FT		5m		PS								
				G	M	G	M	G	M	G	M	G	M							
AUS - GRE	45	17:21	2	5	4	5	9			2	10									5
ESP - AUS	37	15:02		4	5	3	5	1	1		5									1
AUS - CAN	42	16:07	1	1	2	6	14		3	1	2									2
AUS - HUN	46	16:58	3	3	5	5	5		1	4	9									2
MNE - AUS	40	17:38	1	4	2			6	1	3										1
Total	210	1:23:06	7	17	18	19	39	2	8	7	29									11

Final Rounds

Cap No.	Name	MP	MIN	Goals/Shots							AS	TF	ST	BL	SP	Personal Fouls					
				Total	%	A	C	X	5m	PS						CA	20C	20F	P	EX	
1	STANTON James	2	70																		
2	CAMPBELL Richie	2	36	3/9	33.3%	1/3	1/1	0/2	0/1											2	
3	FRANKLIN Trent	2	30	2/7	28.6%	1/5			0/1	1/1											
4	FIGLIOLI Pietro	2	54	5/19	26.3%	0/3		3/9	0/3	0/1	2/3									2 1	
5	MAITLAND Robert	2	25	2/5	40.0%	1/4				1/1										4	
6	MARTIN Anthony	2	42	4/10	40.0%	1/3		1/4	0/1		2/2									3 1	
7	NEESHAM Tim	2	35	1/6	16.7%	1/4			0/1	0/1	0/1									1	
8	McGREGOR Sam	2	40	3/7	42.9%	1/2	1/1		0/3	1/1										2 1 1	
9	WHALAN Thomas	2	45	2/11	18.2%			1/6	0/3	1/1	0/1									4	
10	WOODS Gavin	2	40	2/4	50.0%	1/3		1/1												1	
11	HOWDEN Rhys	2	46	1/4	25.0%	1/3		0/1												3/3 1	
12	BEADSWORTH Jamie	2	26																		
13	STERK Rafael	2																			
Totals				25/82	30.5%	8/30	2/2	6/23	0/13	4/5	5/9										14 26 16 5 9/10 19 2 2 1
Against				25/56	44.6%	1/7	5/8	9/14	6/19	3/7	1/1										7 33 16 8 1/10 19 8 5
Cap No.	Goalkeepers	Save/Shots							Personal Fouls												
		Total	%	A	C	X	5m	PS	CA	20C	20F	P	EX								
1	STANTON James	13/38	34.2%	3/4	2/7	2/11	4/10	2/5	0/1											4	
13	STERK Rafael																			1	
Totals		13/38	34.2%	3/4	2/7	2/11	4/10	2/5	0/1												

Time Out	4
Exclusion with Substitution	1
Exclusion W/Subst after 4 min.	

Match	Possession		EX	Goals (G) / Misses (M)										CT						
	#	Time		X		A		FT		5m		PS								
				G	M	G	M	G	M	G	M	G	M							
AUS - ITA	62	19:23		4	10	9	18		3		2	4	1							6
AUS - GRE	46	17:31	1	2	7	6	8		3		5									3
Total	108	36:57	1	6	17	15	26		6		7	4	1							9



CUMULATIVE STATISTICS

累积技术统计 / STATISTIQUES CUMULATIVES

AUS - Australia

After 7 matches

Overall (Preliminary + Final Rounds)

Cap No.	Name	MP	MIN	Goals/Shots							AS	TF	ST	BL	SP	Personal Fouls							
				Total	%	A	C	X	5m	PS						CA	20C	20F	P	EX			
1	STANTON James	7	214	0/1	0.0%				0/1			4	1	8									
2	CAMPBELL Richie	7	108	7/23	30.4%	4/7	1/2	1/5	0/7		1/2		5	5	1				6				
3	FRANKLIN Trent	7	102	5/17	29.4%	3/10	0/1	1/3	0/2	1/1		4	3	2	1				1				
4	FIGLIOLI Pietro	7	191	16/44	36.4%	3/9	0/1	6/16	5/14	0/1	2/3	2	4	9	6	21/23			2	1			
5	MAITLAND Robert	7	100	4/10	40.0%	2/5		1/3	0/1	1/1			9	3					14	1	2		
6	MARTIN Anthony	7	102	9/19	47.4%	1/6	1/1	3/6	1/3		3/3	2	2	3					12		1		
7	NEESHAM Tim	7	114	3/17	17.6%	2/10	1/1	0/2	0/3		0/1	5	7	1					6	1	1		
8	McGREGOR Sam	7	133	9/25	36.0%	4/6	1/2	2/3	1/13	1/1		3	9	4					8	8	1	3	
9	WHALAN Thomas	7	191	7/28	25.0%	0/3		4/10	2/13	1/1	0/1	3	11	5	2	1/1			8	1	1	1	
10	WOODS Gavin	7	140	7/22	31.8%	2/12	2/4	3/5	0/1			1	24	6					1		2		
11	HOWDEN Rhys	7	119	2/10	20.0%	1/6		1/3	0/1			5	2	3	1	5/6			1		1		
12	BEADSWORTH Jamie	7	80	1/5	20.0%	0/2	0/1	1/2				1	15	2					1		1		
13	STERK Rafael	7	16																				
Totals				70/221	31.7%	22/76	6/13	23/58	9/59	4/5	6/10		30	97	51	11	27/30			60	12	6	8
Against				65/163	39.9%	11/30	7/10	28/47	11/63	6/11	2/2		18	113	49	21	3/30			61	29		11
Cap No.	Goalkeepers	Save/Shots																					
Total	%	A	C	X	5m	PS	CA																
1	STANTON James	48/109	44.0%	8/19	2/9	9/34	27/38	2/7	0/2														
13	STERK Rafael	5/9	55.6%	3/3		1/4	1/1	0/1															
Totals		53/118	44.9%	11/22	2/9	10/38	28/39	2/8	0/2														

Time Out	13
Exclusion with Substitution	8
Exclusion W/Subst after 4 min.	

Match	Possession		EX	Goals (G) / Misses (M)												CT
	#	Time		X		A		FT		5m		PS				
				G	M	G	M	G	M	G	M	G	M			
Total	318	2:00:03	8	23	35	34	65	2	14	7	36	4	1	20		

Legend:	#	Number of possessions	20C	20 seconds exclusion in the centre forward position	20F	20 seconds exclusion in the field
5m	5m	5 metre shot	A	Action shot	AS	Assist
CA	CA	Counter attack	CT	Corner throw	BL	Blocked shot
M	M	Misses	EX	Exclusion	BT	Free throw
SP	SP	Sprint (won/sprints)	MIN	Minutes played	P	Penalty
			MP	Matches played	PS	Penalty shot
			ST	Steals	X	Extra player shot
					C	Centre shot
					G	Goals



TEAM ROSTER As of 9 AUG 2008
球队名单 / COMPOSITION DE L'ÉQUIPE

AUS - Australia

Cap No.	Name	Pos	L/R	Height m/ft in	Weight kg/lbs	Date of Birth	Club	OG / Goals	Int'l. matches played
1	STANTON James	GK	R	1.98 / 6'6"	93 / 205	21 JUL 1983	CN NOYARRA, BARCELONA (ESP)	2/0	114
2	CAMPBELL Richie	CB	R	1.93 / 6'4"	92 / 203	18 SEP 1987	CN BARCELONA, BARCELONA (ESP)	1/0	34
3	FRANKLIN Trent	D	L	1.84 / 6'0"	83 / 183	12 FEB 1979	SYDNEY ONI, SYDNEY (AUS)	2/15	206
4	FIGLIOLI Pietro	D	R	1.90 / 6'3"	94 / 207	29 MAY 1984	CHIAVARI NUOK, CHIAVARI (ITA)	2/20	141
5	MAITLAND Robert	CB	R	1.90 / 6'3"	95 / 209	4 SEP 1983	CN MEDIFERROW, BARCELONA (ESP)	1/0	95
6	MARTIN Anthony	D	R	1.92 / 6'4"	94 / 207	22 MAR 1985	KFC BREAKERS, BRISBANE (AUS)	1/0	75
7	NEESHAM Tim	D	L	1.84 / 6'0"	86 / 190	20 OCT 1979	FRE MANTLE, PERTH (AUS)	3/15	203
8	McGREGOR Sam	CB	R	1.92 / 6'4"	95 / 209	12 AUG 1984	CN AFCCRCON, MACBID (ESP)	2/10	137
9	WHALAN Thomas (C)	D	R	1.94 / 6'4"	89 / 196	13 OCT 1980	SAVONA, SAVONA (ITA)	3/22	238
10	WOODS Gavin	CF	R	1.99 / 6'6"	95 / 209	1 MAR 1978	BALMAIN TIGERS, SYDNEY (AUS)	3/16	258
11	HOWDEN Rhys	D	R	1.88 / 6'2"	78 / 172	2 APR 1987	BRISBANE BARRAS, BRISBANE (AUS)	1/0	34
12	BEADSWORTH Jamie	CF	R	1.93 / 6'4"	110 / 243	11 JUN 1985	FREMANTLE, PERTH (AUS)	1/0	77
13	STERK Rafael	GK	R	1.85 / 6'1"	85 / 187	27 JAN 1978	KFC BREAKERS, BRISBANE (AUS)	3/0	155

Head Coach	FOX John
Assistant Coach	HUBBARD Mark
Team Leader	HARRISON Chris
Doctor	GRACE Bryant
Physiotherapist	STANFORD Andrew

Note:
Number of international matches played, include only FINA and Continental Competitions matches (friendly matches not included).

Legend:							
(C) Captain	B Both	CB Centre Back	CF Centre Forward	D Driver			
GK Goalkeeper	L Left	L/R Handedness	OG Olympic Games participated in				
Pos Playing Position	R Right						



CUMULATIVE STATISTICS

累积技术统计 / STATISTIQUES CUMULATIVES

CAN - Canada

After 7 matches

Preliminary Round

Cap No.	Name	MP	MIN	Goals/Shots							AS	TF	ST	BL	SP	Personal Fouls								
				Total	%	A	C	X	5m	PS						CA	20C	20F	P	EX				
1	RANDALL Robin	5	128	0/2	0.0%					0/2						6								
2	KUDABA Constantine	5	76	1/12	8.3%			1/1		0/11			2	2		0/1	4	1	1					
3	DIGGLE Devon	5	30	0/2	0.0%	0/2							1	1										
4	MITCHELL Kevin	5	115	2/13	15.4%	1/3		0/1		1/9			4	1	1				1					
5	BOYD Justin	5	107	1/12	8.3%	0/4		0/1		0/6	1/1			4	2	2	0/1			1				
6	MARKS Thomas	5	104	1/12	8.3%	0/2		0/3		1/7				6	5	1				9	1	1	1	
7	JUNG Brandon	5	51	0/4	0.0%	0/2				0/2										2	1			
8	GRAHAM Kevin	5	115	6/26	23.1%	2/11		2/2		1/11		1/2	1	10	8	1	11/16			2	3	2	1	
9	FELTHAM Aaron	5	115	8/26	30.8%	2/6		4/7		1/11	1/2			7	4	4	0/2			4	2	1	1	
10	PALAMAREVIC Sasa	5	34	0/2	0.0%	0/2								8	1					2				
11	SAYEGH Jean	5	91	2/9	22.2%	1/1		1/3		0/5				5	1	1				1	2	1		
12	MILLER Nathaniel	5	123	0/7	0.0%	0/5	0/1			0/1				2	31	4					3		1	
13	YOUNGBLUD Nic	5	32													2								
Totals				21/127	16.5%	6/38	0/1	8/18	4/65	2/3	1/2			3	84	36	10	11/20			26	13	6	4
Against				61/149	40.9%	28/61	5/13	9/24	14/43	4/6	1/2			19	58	50	17	9/20			26	7	3	4
Cap No.	Goalkeepers	Save/Shots																						
Total	%	A	C	X	5m	PS	CA																	
1	RANDALL Robin	35/89	39.3%	17/42	3/7	4/12	11/24	0/3	0/1															
13	YOUNGBLUD Nic	13/20	65.0%	4/7	2/3	1/2	5/6	0/1	1/1															
Totals		48/109	44.0%	21/49	5/10	5/14	16/30	0/4	1/2															

Time Out	8
Exclusion with Substitution	4
Exclusion W/Subst after 4 min.	

Match	Possession		EX	Goals (G) / Misses (M)												CT							
	#	Time		X		A		FT		5m		PS											
				G	M	G	M	G	M	G	M	G	M										
ESP - CAN	40	16:31	1	3	2		11		2	1	9	2											3
CAN - MNE	45	17:33		0	3		6				10												3
AUS - CAN	38	15:53	3	3	1	2	1		3		12												1
CAN - GRE	43	15:43		2	1	3	5			2	14											1	1
HUN - CAN	45	16:46		0	3	2	11			1	11												1
Total	211	1:22:26	4	8	10	7	34		5	4	56	2	1	9									

Final Rounds

Cap No.	Name	MP	MIN	Goals/Shots							AS	TF	ST	BL	SP	Personal Fouls												
				Total	%	A	C	X	5m	PS						CA	20C	20F	P	EX								
1	RANDALL Robin	2	64							0/1						1					3	1	1					
2	KUDABA Constantine	2	25	0/1	0.0%					0/1																		
3	DIGGLE Devon	2	16	1/1	100.0%					1/1																		
4	MITCHELL Kevin	2	55	2/5	40.0%	2/4		0/1					2	2	1									1				
5	BOYD Justin	2	52	3/8	37.5%	2/3		1/5					1	1	3									3				
6	MARKS Thomas	2	27	0/1	0.0%	0/1							1	1		2	1/1							4	1	1	2	
7	JUNG Brandon	2	13																						3			
8	GRAHAM Kevin	2	53	5/11	45.5%	2/6	1/1	1/1		1/1		1/3	4	3	4	1	7/7							1	2	1		
9	FELTHAM Aaron	2	46	2/9	22.2%	1/3	1/1	0/4	0/1				1	4		2								4			1	
10	PALAMAREVIC Sasa	2	2																									
11	SAYEGH Jean	2	38	3/9	33.3%	0/4		3/5						3	1	1								1				
12	MILLER Nathaniel	2	58	3/12	25.0%	2/7		1/1	0/3	0/1				10	1									1	1			
13	YOUNGBLUD Nic	2																										
Totals				19/57	33.3%	9/28	2/2	7/18	0/5	0/1	1/3			9	28	10	7	8/8			20	6	2	4				
Against				20/63	31.7%	2/14	2/4	11/20	4/23	1/2			10	20	15	8	0/8			13	9	1	1					
Cap No.	Goalkeepers	Save/Shots																										
Total	%	A	C	X	5m	PS	CA																					
1	RANDALL Robin	20/40	50.0%	6/8	1/3	4/15	8/12	1/2																				
13	YOUNGBLUD Nic																											
Totals		20/40	50.0%	6/8	1/3	4/15	8/12	1/2																				

Time Out	3
Exclusion with Substitution	4
Exclusion W/Subst after 4 min.	

Match	Possession		EX	Goals (G) / Misses (M)												CT													
	#	Time		X		A		FT		5m		PS																	
				G	M	G	M	G	M	G	M	G	M																
CAN - ITA	44	16:08	2	3	7	8	9																	1	1				
CAN - CHN	41	15:37	2	4	4	4	12																					2	
Total	85	23:39	4	7	11	12	21																					3	



TEAM ROSTER As of 9 AUG 2008
球队名单 / COMPOSITION DE L'ÉQUIPE

CAN - Canada

Cap No.	Name	Pos	L/R	Height m/ft in	Weight kg/lbs	Date of Birth	Club	OG / Goals	Int'l. matches played
1	RANDALL Robin	GK	R	1.97 / 6'6"	85 / 187	1 MAY 1980	SQUIDS, REGINA (CAN)		107
2	KUDABA Constantine	CB	R	1.89 / 6'2"	88 / 194	17 MAY 1987	FRASER VALLEY, VANCOUVER (CAN)		60
3	DIGGLE Devon	D	R	1.83 / 6'0"	83 / 183	15 JUN 1988	DDO, MONTREAL (CAN)		28
4	MITCHELL Kevin	D	R	1.81 / 5'11"	80 / 176	21 JUN 1981	FRASER VALLEY, VANCOUVER (CAN)		163
5	BOYD Justin	D	R	1.83 / 6'0"	86 / 190	23 APR 1989	DDO, MONTREAL (CAN)		20
6	MARKS Thomas (C)	CB	R	1.90 / 6'3"	90 / 198	2 JUL 1980	VIKINGS, VANCOUVER (CAN)		170
7	JUNG Brandon	D	R	1.90 / 6'3"	88 / 194	28 APR 1986	STORM, VANCOUVER (CAN)		98
8	GRAHAM Kevin	D	L	1.98 / 6'6"	94 / 207	21 APR 1986	SQUIDS, REGINA (CAN)		120
9	FELTHAM Aaron	D	R	1.90 / 6'3"	94 / 207	16 APR 1982	LINDSAY, LINDSAY (CAN)		143
10	PALAMAREVIC Sasa	CF	R	1.96 / 6'5"	100 / 220	16 JUL 1986	HULL, QUEBEC (CAN)		30
11	SAYEGH Jean	D	L	1.96 / 6'5"	95 / 209	28 JUN 1981	LES HYDRES DE QUEBEC, STE FOX (CAN)		120
12	MILLER Nathaniel	CF	R	1.86 / 6'1"	95 / 209	21 SEP 1979	DDO, MONTREAL (CAN)		222
13	YOUNGBLUD Nic	GK	R	1.80 / 5'11"	80 / 176	16 JAN 1981	AQUATICS, HAMILTON (CAN)		100

Head Coach JOVANOVIC Dragan

Assistant Coach TOTH Gyula

Team Leader MUIR Neil

Doctor

Physiotherapist

Note:
Number of international matches played, include only FINA and Continental Competitions matches (friendly matches not included).

Legend:

(C) Captain	B Both	CB Centre Back	CF Centre Forward	D Driver
GK Goalkeeper	L Left	L/R Handedness	OG Olympic Games participated in	
Pos Playing Position	R Right			



CUMULATIVE STATISTICS

累积技术统计 / STATISTIQUES CUMULATIVES

CHN - China After 7 matches

Preliminary Round

Cap No.	Name	MP	MIN	Goals/Shots							AS	TF	ST	BL	SP	Personal Fouls						
				Total	%	A	C	X	5m	PS						CA	20C	20F	P	EX		
1	GE Weiqing	5	160																			
2	LIANG Zhongxing	5	115	5/18	27.8%	0/5	2/2	0/1	1/8	2/2	1	7	5	1	0/1				4			
3	WU Zhiyu	5	41	2/2	100.0%			2/2				4	1						4			
4	YU Lijun	5	86	2/10	20.0%	0/2	1/5	1/2	0/1			27	4	1					1			
5	LI Jun	5	60	0/4	0.0%	0/1			0/3			9	3	1				4	1	1		
6	TAN Feihu	5	58	1/4	25.0%	1/3	0/1					16								2		
7	WANG Yong	5	85	0/6	0.0%			0/2	0/4		2	1	1	3				1				
8	LI Bin	5	130	2/11	18.2%	0/3		2/3	0/4	0/1	4	4	3	3	1/1			1	2	3		
9	WANG Beiming	5	119	3/22	13.6%	1/3		1/5	1/13	0/1	2	7	6					2	2	2		
10	XIE Junmin	5	109	6/14	42.9%	1/3	1/3	4/5	0/3		1	10	2	3	5/13			2	1			
11	HAN Zhidong	5	106	4/17	23.5%	2/7		1/4	1/5	0/1	2	5	5	2				1	1			
12	WANG Yang	5	52	0/6	0.0%	0/1		0/3	0/2			3		1	2/5			1	1			
13	MA Jianjun	5																				
Totals				25/114	21.9%	5/28	4/11	11/27	3/43	2/3	0/2	12	101	36	15	8/20			20	8	9	1
Against				64/150	42.7%	15/47	8/15	19/26	10/47	9/9	3/6	17	67	47	13	12/20			33	12	3	4
Cap No.	Goalkeepers	Save/Shots																				
Total	%	A	C	X	5m	PS	CA															
1	GE Weiqing	45/109	41.3%	17/32	5/13	5/24	15/25	0/9	3/6													
13	MA Jianjun																					
Totals		45/109	41.3%	17/32	5/13	5/24	15/25	0/9	3/6													

Time Out	10
Exclusion with Substitution	1
Exclusion W/Subst after 4 min.	

Match	Possession		EX	Goals (G) / Misses (M)												CT				
	#	Time		X		A		FT		5m		PS								
				G	M	G	M	G	M	G	M	G	M							
USA - CHN	41	16:33		0	4	3	7			1	13									2
GER - CHN	40	16:35		2		2	5		1	1	8									3
CHN - ITA	49	17:28	1	4	7	3	10		1		2									1
SRB - CHN	45	17:31		2	5		6	1			7	2								1
CHN - CRO	40	16:22		3		1	4		3		5									2
Total	215	1:24:31	1	11	16	9	32	1	5	2	35	2	1							9

Final Rounds

Cap No.	Name	MP	MIN	Goals/Shots							AS	TF	ST	BL	SP	Personal Fouls						
				Total	%	A	C	X	5m	PS						CA	20C	20F	P	EX		
1	GE Weiqing	2	64																			
2	LIANG Zhongxing	2	47	2/6	33.3%	0/1		1/2	1/2	0/1	1	3	6	1				4		1	1	
3	WU Zhiyu	2	7															1				
4	YU Lijun	2	42	3/5	60.0%	0/1		3/3	0/1			3	1					3				
5	LI Jun	2	24	1/2	50.0%				1/2			1						1	2			
6	TAN Feihu	2	23	0/2	0.0%	0/2						6								1		
7	WANG Yong	2	27	2/8	25.0%	0/1		0/1	1/5				2							1		
8	LI Bin	2	53	0/4	0.0%	0/2		0/1	0/1		3	3	1				1					
9	WANG Beiming	2	48	1/5	20.0%			1/1	0/4		2	3		2						1		
10	XIE Junmin	2	53	4/10	40.0%	1/2		0/1	1/5	2/2	2	4		2	1/7			1	1			
11	HAN Zhidong	2	43	2/12	16.7%	0/3		1/2	1/7			5	1	1								
12	WANG Yang	2	17	0/2	0.0%	0/1			0/1			1	2	0/1				1	1			
13	MA Jianjun	2																				
Totals				15/56	26.8%	1/13		6/11	5/28	2/3	1/1	8	30	16	6	1/8			12	7	1	1
Against				21/52	40.4%	6/21	2/2	9/17	1/7	1/1	2/4	15	35	16	12	7/8			18	2	3	3
Cap No.	Goalkeepers	Save/Shots																				
Total	%	A	C	X	5m	PS	CA															
1	GE Weiqing	13/34	38.2%	10/16	0/2	1/10	1/2	0/1	1/3													
13	MA Jianjun																					
Totals		13/34	38.2%	10/16	0/2	1/10	1/2	0/1	1/3													

Time Out	3
Exclusion with Substitution	1
Exclusion W/Subst after 4 min.	

Match	Possession		EX	Goals (G) / Misses (M)												CT					
	#	Time		X		A		FT		5m		PS									
				G	M	G	M	G	M	G	M	G	M								
GRE - CHN	44	16:51	1	2	1	2	5		3	3	6	1									
CAN - CHN	42	16:23		4	4		7	1	1	1	13	1	1								2
Total	86	25:32	1	6	5	2	12	1	4	4	19	2	1								2



TEAM ROSTER As of 9 AUG 2008
球队名单 / COMPOSITION DE L'ÉQUIPE

CHN - China

Cap No.	Name	Pos	L/R	Height m/ft in	Weight kg/lbs	Date of Birth	Club	OG / Goals	Int'l. matches played
1	GE Weiqing (C)	GK	R	1.85 / 6'1"	90 / 198	25 APR 1977	SHANGHAI, SHANGHAI (CHN)		98
2	LIANG Zhongxing	CB	R	1.98 / 6'6"	98 / 216	23 DEC 1986	GUANGDONG, GUANGZHOU (CHN)		45
3	WU Zhiyu	CB	R	1.90 / 6'3"	108 / 238	9 SEP 1983	SHANGHAI, SHANGHAI (CHN)		57
4	YU Lijun	CF	R	1.96 / 6'5"	108 / 238	28 NOV 1978	SHANGHAI, SHANGHAI (CHN)		98
5	LI Jun	CB	R	1.88 / 6'2"	85 / 187	18 OCT 1980	HUNAN, CHANGSHA (CHN)		98
6	TAN Feihu	CF	R	1.90 / 6'3"	98 / 216	1 JAN 1987	HUNAN, CHANGSHA (CHN)		57
7	WANG Yong	D	R	1.84 / 6'0"	90 / 198	29 JAN 1979	SHANGHAI, SHANGHAI (CHN)		98
8	LI Bin	D	R	1.85 / 6'1"	95 / 209	24 OCT 1983	SHANGHAI, SHANGHAI (CHN)		45
9	WANG Beiming	D	R	1.87 / 6'2"	96 / 212	13 AUG 1983	SHANGHAI, SHANGHAI (CHN)		57
10	XIE Junmin	D	R	1.83 / 6'0"	89 / 196	17 MAY 1983	GUANGDONG, GUANGZHOU (CHN)		45
11	HAN Zhidong	D	R	1.82 / 6'0"	80 / 176	29 JUL 1977	GUANGDONG, GUANGZHOU (CHN)		98
12	WANG Yang	D	R	1.86 / 6'1"	78 / 172	17 JAN 1983	GUANGDONG, GUANGZHOU (CHN)		35
13	MA Jianjun	GK	R	1.92 / 6'4"	84 / 185	8 OCT 1984	SHANGHAI, SHANGHAI (CHN)		25

Head Coach WANG Minhui
Assistant Coach WANG Tiesheng
Team Leader LI Weibo
Doctor
Physiotherapist

Note:
Number of international matches played, include only FINA and Continental Competitions matches (friendly matches not included).

Legend:
(C) Captain **B** Both **CB** Centre Back **CF** Centre Forward **D** Driver
GK Goalkeeper **L** Left **L/R** Handedness **OG** Olympic Games participated in
Pos Playing Position **R** Right



CUMULATIVE STATISTICS

累积技术统计 / STATISTIQUES CUMULATIVES

CRO - Croatia

After 7 matches

Preliminary Round

Cap No.	Name	MP	MIN	Goals/Shots							AS	TF	ST	BL	SP	Personal Fouls														
				Total	%	A	C	X	5m	PS						CA	20C	20F	P	EX										
1	VICAN Frano	5	128																											
2	BURIC Damir	5	89	4/14	28.6%	1/4	2/2	1/1	0/7											4	4	1	1							
3	BUSLJE Andro	5	58	3/6	50.0%			1/1	2/5											9	1	1	1							
4	VRDOLJAK Zdeslav	5	93	3/10	30.0%				2/4	0/5		1/1						2/2		2	1									
5	KUNAC Aljosa	5	72	1/6	16.7%	0/2			0/1	1/3										6	1	1	2							
6	JOKOVIC Maro	5	109	9/20	45.0%	1/5			5/6	2/8		1/1						11/14		1										
7	SMODLAKA Mile	5	78	7/9	77.8%	2/3	3/4	2/2												2										
8	DOGAS Teo	5	101	5/11	45.5%	0/4			4/4	0/2		1/1							2	3	1	1	0/2		1	3				
9	MARKOVIC Pavo	5	96	6/12	50.0%	2/4	1/1	2/3	1/4												4	1								
10	BARAC Samir	5	110	9/23	39.1%	2/3			3/5	2/13	1/1	1/1								2	1	1								
11	HINIC Igor	5	82	4/11	36.4%	2/5	2/5		0/1												1						1			
12	BOSKOVIC Miho	5	72	5/16	31.3%	1/3			2/5	1/7	1/1							0/2		3	1	1	1			1				
13	PAVIC Josip	5	32																											
Totals				56/138	40.6%	11/33	8/12	22/32	9/55	2/2	4/4									21	66	41	12	13/20		32	16	4	6	
Against				31/117	26.5%	6/24	4/10	10/32	7/46	4/4	0/1									8	76	35	9	7/20		35	9	2	3	
Cap No.	Goalkeepers			Save/Shots																										
Total	%	A	C	X	5m	PS	CA																							
1	VICAN Frano	30/57	52.6%	4/9	3/7	8/15	15/22	0/4																						
13	PAVIC Josip	5/9	55.6%	1/2		0/3	3/3					1/1																		
Totals				35/66	53.0%	5/11	3/7	8/18	18/25	0/4	1/1																			

Time Out	5
Exclusion with Substitution	6
Exclusion W/Subst after 4 min.	

Match	Possession		EX	Goals (G) / Misses (M)												CT													
	#	Time		X		A		FT		5m		PS																	
				G	M	G	M	G	M	G	M	G	M																
CRO - ITA	43	16:43	2	4	4	3	5			4	9																		1
SRB - CRO	40	17:57	3	5	2	4	4		2	2	9																		3
CRO - GER	38	15:48	1	4		7	6		1	1	6	1																	2
CRO - USA	40	15:32		3	3	2	4		1		14																		1
CHN - CRO	43	15:38		6	1	7	7	1	1	1	3	1																	1
Total	204	1:21:36	6	22	10	23	26	1	5	8	41	2																	8

Final Rounds

Cap No.	Name	MP	MIN	Goals/Shots							AS	TF	ST	BL	SP	Personal Fouls														
				Total	%	A	C	X	5m	PS						CA	20C	20F	P	EX										
1	VICAN Frano	2	64																											
2	BURIC Damir	2	29	1/5	20.0%				0/1	1/4																				
3	BUSLJE Andro	2	50	3/8	37.5%				2/2	0/5		1/1																		
4	VRDOLJAK Zdeslav	2	9	0/2	0.0%					0/2								1/1												
5	KUNAC Aljosa	2	31	0/3	0.0%	0/2				0/1																				
6	JOKOVIC Maro	2	53	2/4	50.0%					1/2	1/2																			
7	SMODLAKA Mile	2	11																											
8	DOGAS Teo	2	30	3/4	75.0%	1/1			2/3																					
9	MARKOVIC Pavo	2	46	2/3	66.7%				2/2	0/1																				
10	BARAC Samir	2	51	1/9	11.1%	0/1			0/2	0/4	1/2																			
11	HINIC Igor	2	49	3/5	60.0%	0/1	2/2	0/1																						
12	BOSKOVIC Miho	2	24	0/2	0.0%					0/2																				
13	PAVIC Josip	2																												
Totals				15/45	33.3%	1/5	2/2	7/13	2/21	1/2	2/2																			
Against				18/58	31.0%	7/21	2/6	2/6	2/16	2/4	3/4																			
Cap No.	Goalkeepers			Save/Shots																										
Total	%	A	C	X	5m	PS	CA																							
1	VICAN Frano	19/37	51.4%	8/15	3/5	0/2	5/7	2/4	1/4																					
13	PAVIC Josip																													
Totals				19/37	51.4%	8/15	3/5	0/2	5/7	2/4	1/4																			

Time Out	3
Exclusion with Substitution	2
Exclusion W/Subst after 4 min.	

Match	Possession		EX	Goals (G) / Misses (M)												CT													
	#	Time		X		A		FT		5m		PS																	
				G	M	G	M	G	M	G	M	G	M																
MNE - CRO	38	16:17	1	4	3	2			4		9																		2
CRO - ESP	37	14:23	1	3	3	3	4	1	2	1	4	1																	1
Total	75	30:40	2	7	6	5	4	1	6	1	13	1																	3



CUMULATIVE STATISTICS

累积技术统计 / STATISTIQUES CUMULATIVES

CRO - Croatia

After 7 matches

Overall (Preliminary + Final Rounds)

Cap No.	Name	MP	MIN	Goals/Shots							AS	TF	ST	BL	SP	Personal Fouls					
				Total	%	A	C	X	5m	PS						CA	20C	20F	P	EX	
1	VICAN Frano	7	192									3									
2	BURIC Damir	7	119	5/19	26.3%	1/4	2/2	1/2	1/11				5	3	4			8	4	1	2
3	BUSLJE Andro	7	109	6/14	42.9%			3/3	2/10		1/1	2	3	3	3			10	1	1	1
4	VRDOLJAK Zdeslav	7	102	3/12	25.0%			2/4	0/7		1/1	2	1	7	1	3/3		3	1		
5	KUNAC Aljosa	7	102	1/9	11.1%	0/4		0/1	1/4			1	5	1				7	3	1	2
6	JOKOVIC Maro	7	162	11/24	45.8%	1/5		6/8	3/10		1/1	4	5	2	1	16/21		2		1	
7	SMODLAKA Mile	7	89	7/9	77.8%	2/3	3/4	2/2					25	2	2				4		
8	DOGAS Teo	7	131	8/15	53.3%	1/5		6/7	0/2		1/1	3	3	1	1	0/2		2	3		
9	MARKOVIC Pavo	7	142	8/15	53.3%	2/4	1/1	4/5	1/5			1	6	6	2			4	1	1	
10	BARAC Samir	7	161	10/32	31.3%	2/4		3/7	2/17	2/3	1/1	9	3	7	2			3	1	1	1
11	HINIC Igor	7	131	7/16	43.8%	2/6	4/7	0/1	0/1		1/1		37	4	2				1	1	1
12	BOSKOVIC Miho	7	97	5/18	27.8%	1/3		2/5	1/9	1/1		5	1	8	1	0/2		3	1	1	1
13	PAVIC Josip	7	32													2					
Totals				71/183	38.8%	12/38	10/14	29/45	11/76	3/4	6/6	30	96	46	19	19/28		42	20	8	8
Against				49/175	28.0%	13/45	6/16	12/38	9/62	6/8	3/5	16	97	48	17	9/28		52	10	4	5
Cap No.	Goalkeepers	Save/Shots																			
Total	%	A	C	X	5m	PS	CA														
1	VICAN Frano	49/94	52.1%	12/24	6/12	8/17	20/29	2/8	1/4												
13	PAVIC Josip	5/9	55.6%	1/2		0/3	3/3	1/1													
Totals		54/103	52.4%	13/26	6/12	8/20	23/32	2/8	2/5												

Time Out	8
Exclusion with Substitution	8
Exclusion W/Subst after 4 min.	

Match	Possession		EX	Goals (G) / Misses (M)												CT
	#	Time		X		A		FT		5m		PS				
				G	M	G	M	G	M	G	M	G	M			
Total	279	1:52:18	8	29	16	28	30	2	11	9	54	3	1	11		

Legend:	#	Number of possessions	20C	20 seconds exclusion in the centre forward position	20F	20 seconds exclusion in the field
	5m	5 metre shot	A	Action shot	AS	Assist
	CA	Counter attack	CT	Corner throw	BL	Blocked shot
	M	Misses	MP	Matches played	C	Centre shot
	SP	Sprint (won/sprints)	ST	Steals	EX	Exclusion
					FT	Free throw
					G	Goals
					MIN	Minutes played
					P	Penalty
					PS	Penalty shot
					X	Extra player shot



TEAM ROSTER As of 9 AUG 2008
球队名单 / COMPOSITION DE L'ÉQUIPE

CRO - Croatia

Cap No.	Name	Pos	L/R	Height m/ft in	Weight kg/lbs	Date of Birth	Club	OG / Goals	Int'l. matches played
1	VICAN Frano	GK	R	1.92 / 6'4"	94 / 207	24 JAN 1976	JUG CROATIA OSIG, DUBROVNIK (CRO)	2/0	157
2	BURIC Damir	CB	R	2.05 / 6'9"	115 / 254	2 DEC 1980	MLADOST, ZAGREB (CRO)	1/0	133
3	BUSLJE Andro	CB	R	1.99 / 6'6"	105 / 231	4 JAN 1986	JUG CROATIA OSIG, DUBROVNIK (CRO)		89
4	VRDOLJAK Zdeslav (C)	D	R	1.89 / 6'2"	96 / 212	15 MAR 1971	MLADOST, ZAGREB (CRO)	1/8	147
5	KUNAC Aljosa	CB	R	1.97 / 6'6"	100 / 220	18 AUG 1980	CATTARO, KOTOR (MNE)		96
6	JOKOVIC Maro	D	L	2.03 / 6'8"	95 / 209	1 OCT 1987	JUG CROATIA OSIG, DUBROVNIK (CRO)		52
7	SMODLAKA Mile	CF	R	1.98 / 6'6"	115 / 254	1 JAN 1976	JUG CROATIA OSIG, DUBROVNIK (CRO)	2/0	190
8	DOGAS Teo	D	R	1.87 / 6'2"	90 / 198	19 FEB 1977	CATTARO, KOTOR (MNE)		176
9	MARKOVIC Pavo	D	R	1.90 / 6'3"	92 / 203	20 APR 1985	JUG CROATIA OSIG, DUBROVNIK (CRO)		67
10	BARAC Samir	D	R	1.88 / 6'2"	95 / 209	2 NOV 1973	PRIMORJE, RIJEKA (CRO)	2/0	204
11	HINIC Igor	CF	R	2.02 / 6'8"	110 / 243	4 DEC 1975	MLADOST, ZAGREB (CRO)	3/0	282
12	BOSKOVIC Miho	D	R	1.96 / 6'5"	96 / 212	11 JAN 1983	JUG CROATIA OSIG, DUBROVNIK (CRO)		92
13	PAVIC Josip	GK	R	1.96 / 6'5"	92 / 203	15 JAN 1982	MLADOST, ZAGREB (CRO)		99

Head Coach	RUDIC Ratko
Assistant Coach	DAMJANIC Milorad
Team Leader	BUKIC Perica
Doctor	PIVALICA Dinko
Physiotherapist	LUKETIC Damir

Note:
Number of international matches played, include only FINA and Continental Competitions matches (friendly matches not included).

Legend:									
(C)	Captain	B	Both	CB	Centre Back	CF	Centre Forward	D	Driver
GK	Goalkeeper	L	Left	L/R	Handedness	OG	Olympic Games participated in		
Pos	Playing Position	R	Right						



CUMULATIVE STATISTICS

累积技术统计 / STATISTIQUES CUMULATIVES

ESP - Spain After 7 matches

Preliminary Round

Cap No.	Name	MP	MIN	Goals/Shots							AS	TF	ST	BL	SP	Personal Fouls					
				Total	%	A	C	X	5m	PS						CA	20C	20F	P	EX	
1	AGUILAR Inaki	5	156																		
2	GARCIA Mario Jose	5	74	4/7	57.1%	4/5		0/1	0/1			6	1	1	2/4		8	1	1		
3	MARTIN David	5	125	2/6	33.3%	1/1			0/4		1/1	4	4	3		2					
4	PERRONE Ricardo	5	97	2/8	25.0%	2/6	0/1		0/1			4	3		0/9			1			
5	MOLINA Guillermo	5	137	10/26	38.5%	3/9		1/4	5/12	1/1		5	5	2	3	1/1	4	1			
6	MINGUELL Marc	5	57	2/8	25.0%	0/1		1/1	1/6			1	2	2		10		2	2		
7	GALLEGO Ivan	5	46	2/5	40.0%	1/1			1/4			1				11			3		
8	PIRALKOV Svilen	5	42	2/6	33.3%	1/2			1/4				3			1	1				
9	VALLES Xavier	5	86	3/4	75.0%	3/4						14		2		1	1				
10	PERRONE Felipe	5	148	13/27	48.1%	7/9	1/2	3/5	2/11			4	7	5	1	2					
11	PEREZ Ivan Ernesto	5	67	3/8	37.5%	1/3	1/1	0/3	1/1			10	1								
12	GARCIA Javier	5	82	9/18	50.0%	2/3		4/5	3/9	0/1		4	2	4	3/6	4	3				
13	ANDREO Angel Luis	5	4																		
Totals				52/123	42.3%	25/44	2/4	9/19	14/53	1/2	1/1		9	62	25	16	6/20	43	6	4	6
Against				34/135	25.2%	4/35	5/9	17/33	4/52	4/4	0/2		10	54	20	14	14/20	38	7	2	4
Cap No.	Goalkeepers	Save/Shots																			
Total	%	A	C	X	5m	PS	CA														
1	AGUILAR Inaki	50/84	59.5%	18/22	3/8	7/24	20/24	0/4	2/2												
13	ANDREO Angel Luis																				
Totals		50/84	59.5%	18/22	3/8	7/24	20/24	0/4	2/2												

Time Out	6
Exclusion with Substitution	6
Exclusion W/Subst after 4 min.	

Match	Possession		EX	Goals (G) / Misses (M)												CT			
	#	Time		X		A		FT		5m		PS							
				G	M	G	M	G	M	G	M	G	M						
ESP - CAN	35	15:29	2	1	3	8	7			7	3								
ESP - AUS	38	16:58	1	2	2	6	4			1	7								2
HUN - ESP	36	17:50	2	1	2	2	2	1	2	1	13								1
ESP - MNE	38	16:52	1	1	1	8	5	1		2	5								1
ESP - GRE	38	16:55		4	2	4	3			1	9	1	1	1	1	1			1
Total	185	1:24:04	6	9	10	28	21	2	2	12	37	1	1	1	5				

Final Rounds

Cap No.	Name	MP	MIN	Goals/Shots							AS	TF	ST	BL	SP	Personal Fouls					
				Total	%	A	C	X	5m	PS						CA	20C	20F	P	EX	
1	AGUILAR Inaki	2	60																		
2	GARCIA Mario Jose	2	17	1/2	50.0%	1/2											3				
3	MARTIN David	2	60	0/1	0.0%						0/1	4	2	1	3						
4	PERRONE Ricardo	2	12									1			0/2	1					
5	MOLINA Guillermo	2	61	3/11	27.3%	3/5	0/1	0/2	0/2	0/1		1	3	1	2	1					
6	MINGUELL Marc	2	31	3/7	42.9%	1/2		1/1	1/4			1	2			3	1				
7	GALLEGO Ivan	2	16	0/2	0.0%				0/2				1			1		1			
8	PIRALKOV Svilen	2	9									1				1					
9	VALLES Xavier	2	35	1/4	25.0%	1/3		0/1				3									
10	PERRONE Felipe	2	62	3/12	25.0%	2/4	1/3	0/1	0/4			3	2		0/1	2					
11	PEREZ Ivan Ernesto	2	24	0/4	0.0%	0/3	0/1					4	1			1					
12	GARCIA Javier	2	56	5/18	27.8%	1/2		1/4	1/10	2/2		3	2	1	4/5	2					
13	ANDREO Angel Luis	2	4																		
Totals				16/61	26.2%	9/21	1/5	2/9	2/22	2/3	0/1		5	21	11	6	4/8	15	1	1	
Against				18/46	39.1%	2/13	1/2	7/11	5/17	1/1	2/2		7	25	11	9	4/8	15	2	3	1
Cap No.	Goalkeepers	Save/Shots																			
Total	%	A	C	X	5m	PS	CA														
1	AGUILAR Inaki	8/23	34.8%	5/6	0/1	2/8	1/5	0/1	0/2												
13	ANDREO Angel Luis	1/4	25.0%	0/1	0/1	1/2															
Totals		9/27	33.3%	5/7	0/1	2/9	2/7	0/1	0/2												

Time Out	3
Exclusion with Substitution	
Exclusion W/Subst after 4 min.	

Match	Possession		EX	Goals (G) / Misses (M)												CT			
	#	Time		X		A		FT		5m		PS							
				G	M	G	M	G	M	G	M	G	M						
ESP - SRB	41	17:35		1	5	4	6		7		4								2
CRO - ESP	41	17:37		1	2	6	11	1		1	9	2	1	1					1
Total	82	35:12		2	7	10	17	1	7	1	13	2	1	3					



CUMULATIVE STATISTICS

累积技术统计 / STATISTIQUES CUMULATIVES

ESP - Spain After 7 matches

Overall (Preliminary + Final Rounds)

Cap No.	Name	MP	MIN	Goals/Shots								AS	TF	ST	BL	SP	Personal Fouls					
				Total	%	A	C	X	5m	PS	CA						20C	20F	P	EX		
1	AGUILAR Inaki	7	216																			
2	GARCIA Mario Jose	7	91	5/9	55.6%	5/7		0/1	0/1				6	1	1	2/4			11	1	1	
3	MARTIN David	7	185	2/7	28.6%	1/1			0/4		1/2		4	6	5	6			2			
4	PERRONE Ricardo	7	110	2/8	25.0%	2/6	0/1		0/1				5	3		0/11			1		1	
5	MOLINA Guillermo	7	198	13/37	35.1%	6/14	0/1	1/6	5/14	1/2		6	8	3	5	1/1			5	1		
6	MINGUELL Marc	7	88	5/15	33.3%	1/3		2/2	2/10				2	4	2			13	1	2	2	
7	GALLEGO Ivan	7	61	2/7	28.6%	1/1			1/6				1	1				12		1	3	
8	PIRALKOV Svilen	7	51	2/6	33.3%	1/2			1/4				1	3				2		1		
9	VALLES Xavier	7	121	4/8	50.0%	4/7		0/1					17		2			1		1		
10	PERRONE Felipe	7	210	16/39	41.0%	9/13	2/5	3/6	2/15			4	10	7	1	0/1		4				
11	PEREZ Ivan Ernesto	7	91	3/12	25.0%	1/6	1/2	0/3	1/1				14	2				1				
12	GARCIA Javier	7	138	14/36	38.9%	3/5		5/9	4/19	2/3			7	4	5	7/11		6		3		
13	ANDREO Angel Luis	7	8																			
Totals				68/184	37.0%	34/65	3/9	11/28	16/75	3/5	1/2		14	83	36	22	10/28		58	7	5	6
Against				52/181	28.7%	6/48	6/11	24/44	9/69	5/5	2/4		17	79	31	23	18/28		53	9	5	5
Cap No.	Goalkeepers	Save/Shots																				
Total	%	A	C	X	5m	PS	CA															
1	AGUILAR Inaki	58/107	54.2%	23/28	3/9	9/32	21/29	0/5	2/4													
13	ANDREO Angel Luis	1/4	25.0%	0/1		0/1	1/2															
Totals		59/111	53.2%	23/29	3/9	9/33	22/31	0/5	2/4													

Time Out	9
Exclusion with Substitution	6
Exclusion W/Subst after 4 min.	

Match	Possession		EX	Goals (G) / Misses (M)												CT
	#	Time		X		A		FT		5m		PS				
				G	M	G	M	G	M	G	M	G	M			
Total	267	1:59:16	6	11	17	38	38	3	9	13	50	3	2	8		

Legend:	#	Number of possessions	20C	20 seconds exclusion in the centre forward position	20F	20 seconds exclusion in the field
	5m	5 metre shot	A	Action shot	AS	Assist
	CA	Counter attack	CT	Corner throw	BL	Blocked shot
	M	Misses	MP	Matches played	BT	Free throw
	SP	Sprint (won/sprints)	ST	Steals	C	Centre shot
					G	Goals
					PS	Penalty shot
					EX	Exclusion
					MIN	Minutes played
					X	Extra player shot



TEAM ROSTER As of 9 AUG 2008
球队名单 / COMPOSITION DE L'ÉQUIPE

ESP - Spain

Cap No.	Name	Pos	L/R	Height m/ft in	Weight kg/lbs	Date of Birth	Club	OG / Goals	Int'l. matches played
1	AGUILAR Inaki	GK	R	1.89/6'2"	81/179	9 SEP 1983	CN BARCELONA, BARCELONA (ESP)		99
2	GARCIA Mario Jose	CB	R	1.89/6'2"	87/192	15 JUL 1983	CN ALCORCON, ALCORCON (ESP)		63
3	MARTIN David	D	R	1.77/5'10"	80/176	2 JAN 1977	CN AT BARCELONETA, BARCELONA (ESP)		124
4	PERRONE Ricardo	D	R	1.78/5'10"	76/168	21 DEC 1976	CN BARCELONA, BARCELONA (ESP)		102
5	MOLINA Guillermo	D	R	1.95/6'5"	112/247	16 MAR 1984	BRESCIA, BRESCIA (ITA)	1/4	107
6	MINGUELL Marc	CB	R	1.86/6'1"	90/198	14 JAN 1985	CN AT BARCELONETA, BARCELONA (ESP)		50
7	GALLEGO Ivan	CB	R	1.86/6'1"	100/220	13 FEB 1984	CN TERRASSA, TERRASSA (ESP)		30
8	PIRALKOV Svilen	D	R	1.89/6'2"	90/198	8 APR 1975	CN TERRASSA, TERRASSA (ESP)		25
9	VALLES Xavier	CF	R	1.92/6'4"	102/225	4 SEP 1979	CN AT BARCELONETA, BARCELONA (ESP)		130
10	PERRONE Felipe	D	R	1.83/6'0"	95/209	27 FEB 1986	SAVONA, SAVONA (ITA)		84
11	PEREZ Ivan Ernesto (C)	CF	L	1.96/6'5"	110/243	29 JUN 1971	CN AT BARCELONETA, BARCELONA (ESP)	1/6	258
12	GARCIA Javier	D	L	1.98/6'6"	92/203	5 JAN 1984	CN AT BARCELONETA, BARCELONA (ESP)	1/0	139
13	ANDREO Angel Luis	GK	R	1.91/6'3"	84/185	3 DEC 1972	WP ZARAGOZA, ZARAGOZA (ESP)	3/0	343

Head Coach AGUILAR Rafael
Assistant Coach COLET Quim
Team Leader ROBERT Pere
Doctor ESTIARTE Albert
Physiotherapist OLIETE Fermin

Note:
Number of international matches played, include only FINA and Continental Competitions matches (friendly matches not included).

Legend:
(C) Captain **B** Both **CB** Centre Back **CF** Centre Forward **D** Driver
GK Goalkeeper **L** Left **L/R** Handedness **OG** Olympic Games participated in
Pos Playing Position **R** Right



CUMULATIVE STATISTICS

累积技术统计 / STATISTIQUES CUMULATIVES

GER - Germany After 7 matches

Preliminary Round

Cap No.	Name	MP	MIN	Goals/Shots							AS	TF	ST	BL	SP	Personal Fouls						
				Total	%	A	C	X	5m	PS						CA	20C	20F	P	EX		
1	TCHIGIR Alexander	5	160																			
2	NAROSKA Florian	5	75	2/9	22.2%	1/4	1/2			0/3		1	3	2	2			8	1	1	2	
3	REAL Julian	5	48	0/3	0.0%	0/1	0/1			0/1				3				7				
4	SAVIC Marko	5	101	5/16	31.3%	1/4			1/3	3/9			2	3				2		1		
5	STAMM Marko Yannik	5	54	1/4	25.0%	1/2	0/1			0/1					1							
6	POLITZE Marc	5	107	5/28	17.9%	0/3			2/5	2/19	1/1		1	1	1	4		3		1	1	
7	NOSSEK Heiko	5	120	5/20	25.0%	0/3			2/4	3/13				4	2	1		2				
8	SCHERTWITIS Thomas	5	90	5/11	45.5%	0/2	2/5	3/3	0/1						26	3	2					
9	KREUZMANN Tobias	5	102	2/13	15.4%	1/4	0/1	1/4	0/4			1	7	5	1	4/7				1		
10	OELER Moritz	5	67	3/7	42.9%	1/2		1/1	1/4					3	3	6/13			1	1		
11	SCHLOTTERBECK Andreas	5	70	3/8	37.5%	0/1	0/2	3/4	0/1						14	3						
12	MACKEBEN Soren Christoph	5	127	2/14	14.3%	1/6		0/1	1/7			4	4	7	2			4		1		
13	ZELLMER Michael	5																				
Totals				33/133	24.8%	6/32	3/12	13/25	10/63	1/1			7	67	35	13	10/20		26	2	6	3
Against				44/132	33.3%	12/34	8/16	9/18	7/52	3/6	5/6		24	71	35	14	10/20		28	13	1	2
Cap No.	Goalkeepers	Save/Shots																				
Total	%	A	C	X	5m	PS	CA															
1	TCHIGIR Alexander	43/87	49.4%	12/24	3/11	2/11	23/30	2/5	1/6													
13	ZELLMER Michael																					
Totals		43/87	49.4%	12/24	3/11	2/11	23/30	2/5	1/6													

Time Out	5
Exclusion with Substitution	3
Exclusion W/Subst after 4 min.	

Match	Possession		EX	Goals (G) / Misses (M)												CT					
	#	Time		X		A		FT		5m		PS									
				G	M	G	M	G	M	G	M	G	M								
SRB - GER	40	17:41		3	2	2	3	3	2	7											2
GER - CHN	41	15:25		1	2	2	10	3	2	8	1										1
CRO - GER	40	16:12	1	2	5	1	9	1	2	5											
GER - ITA	39	15:20	1	3	1	4	4	1					13								2
USA - GER	40	16:10	1	4	2			9	1	4	2	9									3
Total	200	1:20:48	3	13	12	9	35	2	11	8	42	1									8

Final Rounds

Cap No.	Name	MP	MIN	Goals/Shots							AS	TF	ST	BL	SP	Personal Fouls						
				Total	%	A	C	X	5m	PS						CA	20C	20F	P	EX		
1	TCHIGIR Alexander	2	64																			
2	NAROSKA Florian	2	24	0/1	0.0%	0/1								6								
3	REAL Julian	2	19	0/1	0.0%					0/1												
4	SAVIC Marko	2	36	2/5	40.0%	1/3	1/1	0/1				1	1									
5	STAMM Marko Yannik	2	28																			
6	POLITZE Marc	2	33	1/4	25.0%					1/3	0/1											
7	NOSSEK Heiko	2	56	3/19	15.8%	0/6		2/6	1/7			2	1	1								
8	SCHERTWITIS Thomas	2	36	4/7	57.1%	1/4		2/2	1/1					9								
9	KREUZMANN Tobias	2	32	3/8	37.5%	1/2		2/4	0/2			2		2		4/5		3				
10	OELER Moritz	2	37	1/6	16.7%	1/2				0/4				1		2				1		
11	SCHLOTTERBECK Andreas	2	29	3/3	100.0%	1/1	2/2								5	1						
12	MACKEBEN Soren Christoph	2	55									1	2	1	1							
13	ZELLMER Michael	2																				
Totals				17/54	31.5%	5/19	3/3	6/13	3/18	0/1			7	26	14	3	6/8		15	3	2	1
Against				23/55	41.8%	7/16	1/2	5/12	8/19	1/2	1/4		11	23	11	11	2/8		15	7	1	2
Cap No.	Goalkeepers	Save/Shots																				
Total	%	A	C	X	5m	PS	CA															
1	TCHIGIR Alexander	20/43	46.5%	6/13	1/2	2/7	8/16	1/2	2/3													
13	ZELLMER Michael																					
Totals		20/43	46.5%	6/13	1/2	2/7	8/16	1/2	2/3													

Time Out	1
Exclusion with Substitution	1
Exclusion W/Subst after 4 min.	

Match	Possession		EX	Goals (G) / Misses (M)												CT						
	#	Time		X		A		FT		5m		PS										
				G	M	G	M	G	M	G	M	G	M									
GER - GRE	38	16:12	1	5	4	3	5	3	1	3												
ITA - GER	42	16:51		1	3	5	9	2	2		7											3
Total	80	33:03	1	6	7	8	14	2	5	1	10											3



TEAM ROSTER As of 9 AUG 2008
球队名单 / COMPOSITION DE L'ÉQUIPE

GER - Germany

Cap No.	Name	Pos	L/R	Height m/ft in	Weight kg/lbs	Date of Birth	Club	OG / Goals	Int'l. matches played
1	TCHIGIR Alexander	GK	R	1.91 / 6'3"	82 / 181	6 NOV 1968	WASSERFREUNDE SPANDAU 04, BERLIN (GER)	2/0	286
2	NAROSKA Florian	CB	R	1.98 / 6'6"	102 / 225	16 APR 1982	SSV ESSELINGEN, ESSELINGEN (GER)		134
3	REAL Julian	CB	R	1.98 / 6'6"	100 / 220	22 DEC 1989	AMATEUR SCHWIMMCLUB DUISBURG, DUISBURG (GER)		14
4	SAVIC Marko	D	R	1.75 / 5'9"	85 / 187	11 JAN 1981	WASSERFREUNDE SPANDAU 04, BERLIN (GER)		125
5	STAMM Marko Yannik	CB	R	1.85 / 6'1"	90 / 198	30 AUG 1988	WASSERFREUNDE SPANDAU 04, BERLIN (GER)		12
6	POLITZE Marc	CF	R	1.96 / 6'5"	100 / 220	20 OCT 1977	WASSERFREUNDE SPANDAU 04, BERLIN (GER)	1/0	309
7	NOSSEK Heiko	D	R	1.88 / 6'2"	99 / 218	14 MAR 1982	SSV ESSELINGEN, ESSELINGEN (GER)	1/0	208
8	SCHERTWITIS Thomas	CF	R	1.98 / 6'6"	115 / 254	2 SEP 1972	KAZAN, KAZAN (RUS)	1/0	277
9	KREUZMANN Tobias	D	R	1.95 / 6'5"	90 / 198	15 JUN 1981	AMATEUR SCHWIMMCLUB DUISBURG, DUISBURG (GER)	1/0	209
10	OELER Moritz	D	R	1.88 / 6'2"	81 / 179	21 OCT 1985	WASSERFREUNDE SPANDAU 04, BERLIN (GER)		105
11	SCHLOTTERBECK Andreas	CF	R	1.90 / 6'3"	108 / 238	2 MAR 1982	WASSERFREUNDE SPANDAU 04, BERLIN (GER)		132
12	MACKEBEN Soren Christoph (C)	D	R	1.83 / 6'0"	85 / 187	29 JAN 1979	WASSERFREUNDE SPANDAU 04, BERLIN (GER)	1/0	276
13	ZELLMER Michael	GK	L	1.90 / 6'3"	95 / 209	14 AUG 1977	WASPO HANNOVER, HANNOVER (GER)	1/0	259

Head Coach	STAMM Hagen
Assistant Coach	KNOLLER Rainer
Team Leader	HOHENSTEIN Dirk
Doctor	FREUND Emmerich Roland
Physiotherapist	LENZ Wilfried

Note:
Number of international matches played, include only FINA and Continental Competitions matches (friendly matches not included).

Legend:

(C) Captain	B Both	CB Centre Back	CF Centre Forward	D Driver
GK Goalkeeper	L Left	L/R Handedness	OG Olympic Games participated in	
Pos Playing Position	R Right			



CUMULATIVE STATISTICS

累积技术统计 / STATISTIQUES CUMULATIVES

GRE - Greece After 8 matches

Preliminary Round

Cap No.	Name	MP	MIN	Goals/Shots							AS	TF	ST	BL	SP	Personal Fouls						
				Total	%	A	C	X	5m	PS						CA	20C	20F	P	EX		
1	DELIGIANNIS Nikolaos	5	133																			
2	SCHIZAS Anastasios	5	91	4/15	26.7%	1/2		1/5	2/8				1	7	1			7	2	1		
3	MAZIS Dimitrios	5	92	3/13	23.1%	1/2		0/3	1/7	1/1			6	1				7		1		
4	KOKKINAKIS Konstantinos	5	66	2/10	20.0%	0/1	1/1	0/2	1/6				1	2	1			7		1		
5	THOMAKOS Ioannis	5	40	2/5	40.0%	1/2			1/3			1	2		1/2		3	1				
6	THEODOROPOULOS Argyris	5	84	5/15	33.3%	2/7		1/3	0/3	2/2			1		1		2	1				
7	AFROUDAKIS Christos	5	141	3/20	15.0%	0/1	1/1	1/5	1/11	0/2			2	1	4	4	2/8	1	1	1		
8	NTOSKAS Georgios	5	140	10/27	37.0%	1/6		4/6	1/10	3/3	1/2		3	5	6	2	0/1		4	1		
9	AFROUDAKIS Georgios	5	92	4/19	21.1%	1/9	1/3	1/5	1/2				26	1	1			1	1			
10	MITLOUDIS Dimitrios	5	54	2/7	28.6%	2/2		0/1	0/4					1	1			4	2	1	1	
11	VLONTAKIS Antonios	5	74	2/9	22.2%	0/2	0/1	1/3	1/3					16	1	1			2			
12	MYLONAKIS Emmanouil	5	86	2/5	40.0%	0/3		1/1	1/1				4	1	4	3	2/9	4	1			
13	REPPAS Georgios	5	27											1	1							
Totals				39/145	26.9%	9/37	3/6	10/34	10/58	6/8	1/2			10	62	31	15	5/20	36	13	5	5
Against				56/144	38.9%	14/39	6/11	20/29	12/59	3/5	1/1			16	67	30	9	15/20	33	13	8	5
Cap No.	Goalkeepers	Save/Shots																				
Total	%	A	C	X	5m	PS	CA															
1	DELIGIANNIS Nikolaos	38/82	46.3%	13/27	3/6	4/20	17/25	1/3	0/1													
13	REPPAS Georgios	6/18	33.3%	1/1	1/4	1/5	3/7	0/1														
Totals		44/100	44.0%	14/28	4/10	5/25	20/32	1/4	0/1													

Time Out	8
Exclusion with Substitution	5
Exclusion W/Subst after 4 min.	

Match	Possession		EX	Goals (G) / Misses (M)												CT
	#	Time		X		A		FT		5m		PS				
				G	M	G	M	G	M	G	M	G	M			
AUS - GRE	37	14:39	1	4	7	1		1	2	4	1					
GRE - HUN	44	16:22		2	8	2	8			2	8			1		
MNE - GRE	42	15:13		0	2	2	7	1		1	11	2	1	2		
CAN - GRE	45	16:17	1	3	3	6	10	1	2	2	8	1	1	4		
ESP - GRE	39	15:05	3	1	4	2	7			3	1	11	2	1		
Total	207	1:17:36	5	10	24	13	32	2	6	8	42	6	2	8		

Final Rounds

Cap No.	Name	MP	MIN	Goals/Shots							AS	TF	ST	BL	SP	Personal Fouls						
				Total	%	A	C	X	5m	PS						CA	20C	20F	P	EX		
1	DELIGIANNIS Nikolaos	3																				
2	SCHIZAS Anastasios	3	75	6/11	54.5%	1/2		2/3	3/6				7		5	3		3		1		
3	MAZIS Dimitrios	3	66	1/5	20.0%			1/2	0/2		0/1		3		6	2		4	1	1		
4	KOKKINAKIS Konstantinos	3	28	0/1	0.0%			0/1						1	1			4		1	1	
5	THOMAKOS Ioannis	3	3																			
6	THEODOROPOULOS Argyris	3	74	4/6	66.7%	2/4		2/2					1	1	2	2			1			
7	AFROUDAKIS Christos	3	73	5/6	83.3%	2/2			2/2		1/2		2	3	1	4	5/9	6	1	2		
8	NTOSKAS Georgios	3	92	10/21	47.6%	3/4	0/1	3/6	2/6	2/4			5	4	5	4		1	2			
9	AFROUDAKIS Georgios	3	47	5/9	55.6%	1/3	2/4	2/2						23					1			
10	MITLOUDIS Dimitrios	3	31	1/3	33.3%	1/2			0/1					1	2	2		3	1			
11	VLONTAKIS Antonios	3	49	2/5	40.0%	0/2	1/1	1/2						13	2			1				
12	MYLONAKIS Emmanouil	3	38	1/3	33.3%	0/1		0/1	1/1				1		1	2	0/3	1	1			
13	REPPAS Georgios	3	96	0/1	0.0%			0/1							1	1						
Totals				35/71	49.3%	10/20	3/6	11/19	8/19	2/4	1/3			19	49	26	19	5/12	23	8	2	4
Against				25/79	31.6%	6/24		9/21	4/27	1/2	5/5			15	49	23	3	7/12	25	5	4	3
Cap No.	Goalkeepers	Save/Shots																				
Total	%	A	C	X	5m	PS	CA															
1	DELIGIANNIS Nikolaos	22/47	46.8%	9/15		3/12	9/13	1/2	0/5													
13	REPPAS Georgios	22/47	46.8%	9/15		3/12	9/13	1/2	0/5													
Totals		22/47	46.8%	9/15		3/12	9/13	1/2	0/5													

Time Out	5
Exclusion with Substitution	4
Exclusion W/Subst after 4 min.	

Match	Possession		EX	Goals (G) / Misses (M)												CT
	#	Time		X		A		FT		5m		PS				
				G	M	G	M	G	M	G	M	G	M			
GRE - CHN	46	15:09	1	5	4	6	5		1	1	3	1		1		
GER - GRE	37	15:48	2	3	2	5	5		1	4	3	1				
AUS - GRE	37	14:29	1	3	2	3	5	1	1	2	2			2		
Total	120	45:23	4	11	8	14	15	1	3	7	8	2		2		



TEAM ROSTER As of 9 AUG 2008
球队名单 / COMPOSITION DE L'ÉQUIPE

GRE - Greece

Cap No.	Name	Pos	L/R	Height m/ft in	Weight kg/lbs	Date of Birth	Club	OG / Goals	Int'l. matches played
1	DELIGIANNIS Nikolaos	GK	R	1.90/6'3"	96/212	3 SEP 1976	OLYMPIAKOS, PIRAEUS (GRE)	2/0	248
2	SCHIZAS Anastasios	CB	R	1.91/6'3"	91/201	18 FEB 1977	OLYMPIAKOS, PIRAEUS (GRE)	1/3	192
3	MAZIS Dimitrios	D	R	1.84/6'0"	85/187	5 SEP 1976	ETHNIKOS, PIRAEUS (GRE)	2/4	331
4	KOKKINAKIS Konstantinos	CB	R	1.93/6'4"	105/231	9 OCT 1975	ETHNIKOS, PIRAEUS (GRE)		115
5	THOMAKOS Ioannis	D	R	1.85/6'1"	88/194	14 MAR 1977	PANIONIOS, N SMIRNI (GRE)	2/24	232
6	THEODOROPOULOS Argyris	D	R	1.85/6'1"	90/198	13 JAN 1981	OLYMPIAKOS, PIRAEUS (GRE)	1/4	188
7	AFROUDAKIS Christos	D	R	1.88/6'2"	88/194	23 MAY 1984	OLYMPIAKOS, PIRAEUS (GRE)	1/6	197
8	NTOSKAS Georgios	D	R	1.86/6'1"	99/218	11 NOV 1984	OLYMPIAKOS, PIRAEUS (GRE)		119
9	AFROUDAKIS Georgios (C)	CF	R	1.94/6'4"	105/231	17 OCT 1976	OLYMPIAKOS, PIRAEUS (GRE)	3/30	383
10	MITELLOUDIS Dimitrios	CB	R	1.86/6'1"	87/192	11 FEB 1982	VOULIAGMENT, VOULIAGMEN (GRE)		131
11	VLONTAKIS Antonios	CF	R	1.88/6'2"	96/212	10 OCT 1975	ETHNIKOS, PIRAEUS (GRE)	2/3	224
12	MYLONAKIS Emmanouil	D	R	1.85/6'1"	74/163	9 APR 1985	ETHNIKOS, PIRAEUS (GRE)		129
13	REPPAS Georgios	GK	R	1.89/6'2"	88/194	11 DEC 1974	PANIONIOS, N SMIRNI (GRE)	2/0	288

Head Coach CAMPAGNA Alessandro
Assistant Coach MONTESANTOS Ioannis
Team Leader ARONIS Antonios
Doctor
Physiotherapist

Note:
Number of international matches played, include only FINA and Continental Competitions matches (friendly matches not included).

Legend:
(C) Captain **B** Both **CB** Centre Back **CF** Centre Forward **D** Driver
GK Goalkeeper **L** Left **L/R** Handedness **OG** Olympic Games participated in
Pos Playing Position **R** Right



CUMULATIVE STATISTICS

累积技术统计 / STATISTIQUES CUMULATIVES

HUN - Hungary

After 7 matches

Preliminary Round

Cap No.	Name	MP	MIN	Goals/Shots							AS	TF	ST	BL	SP	Personal Fouls					
				Total	%	A	C	X	5m	PS						CA	20C	20F	P	EX	
1	SZECSI Zoltan	5	120																		
2	VARGA Tamas	5	56	0/8	0.0%	0/1		0/1	0/6			3		1				7	1		
3	MADARAS Norbert	5	99	6/14	42.9%	2/3		3/5	1/5		0/1	3	2	3		0/3	2				
4	VARGA Denes Andor	5	74	7/12	58.3%	1/2	2/3	4/5	0/2			3	4	2		1/4	2				
5	KASAS Tamas	5	124	6/18	33.3%	0/5	2/3	2/6	1/2	1/2		5	7	9	2	7/9	4				
6	HOSNYANSZKY Norbert	5	31	2/6	33.3%	0/2		0/1	1/2	1/1		2	2				6	2			
7	KISS Gergely	5	128	5/17	29.4%	2/7		2/3	1/6	0/1		6	8	1	1		5	2			
8	BENEDEK Tibor	5	83	8/12	66.7%	0/2		5/5	2/4		1/1	3	2	4	1		3	1			
9	VARGA Daniel Rudolf	5	71	4/11	36.4%	1/2		1/4	2/5			3	4	1	3		7	1			
10	BIROS Peter	5	137	9/17	52.9%	2/5	2/2	2/3	0/4	3/3		1	4	8	7	3/4	3	1			
11	KIS Gabor	5	75	5/7	71.4%	1/2	2/2	2/2	0/1			13	1	2			3				
12	MOLNAR Tamas	5	82	8/15	53.3%	2/6	2/3	2/2	1/3		1/1	15		2			3	2			
13	GERGELY Istvan	5	40	0/1	0.0%				0/1					3							
Totals				60/138	43.5%	11/37	10/13	23/37	9/41	5/7	2/3		21	64	39	21	11/20	42	8	1	4
Against				36/140	25.7%	10/40	3/5	8/27	12/64	2/2	1/2		13	70	41	17	9/20	41	8	7	8
Cap No.	Goalkeepers	Save/Shots																			
Total	%	A	C	X	5m	PS	CA														
1	SZECSI Zoltan	34/66	51.5%	12/20	1/4	4/12	17/28	0/2													
13	GERGELY Istvan	15/19	78.9%	8/10	1/1	2/2	4/5	0/1													
Totals		49/85	57.6%	20/30	2/5	6/14	21/33	0/2	0/1												

Time Out	4
Exclusion with Substitution	4
Exclusion W/Subst after 4 min.	

Match	Possession		EX	Goals (G) / Misses (M)												CT
	#	Time		X		A		FT		5m		PS				
				G	M	G	M	G	M	G	M	G	M			
HUN - MNE	41	16:31	1	5	5	2	5			1	7	2	1			
GRE - HUN	44	15:38	3	5	1	6	5	2	2	3	4	1		1		
HUN - ESP	35	14:10		5	2	3	9		3		3			2		
AUS - HUN	40	15:02		7	1	4	5	1	3		3	1	1	3		
HUN - CAN	42	15:14		1	5	8	6			2	7	1		1		
Total	202	1:16:35	4	23	14	23	30	3	8	6	24	5	2	7		

Final Rounds

Cap No.	Name	MP	MIN	Goals/Shots							AS	TF	ST	BL	SP	Personal Fouls				
				Total	%	A	C	X	5m	PS						CA	20C	20F	P	EX
1	SZECSI Zoltan	2	31																	
2	VARGA Tamas	2	14	0/1	0.0%	0/1						2					5		1	
3	MADARAS Norbert	2	33	3/5	60.0%	1/1		1/1	1/3			2	1		3/3	3	1	1		
4	VARGA Denes Andor	2	39	3/6	50.0%	0/1		2/3	1/2			1	2		1	1				
5	KASAS Tamas	2	55	2/11	18.2%	0/1		2/4	0/6			1	1	2	2	3/3	2			
6	HOSNYANSZKY Norbert	2	14	0/1	0.0%				0/1					1			5	1	2	
7	KISS Gergely	2	51	4/8	50.0%			3/4	0/3		1/1	6	4		1/1	2				
8	BENEDEK Tibor	2	45	2/6	33.3%			1/2	1/4			4	2			2				
9	VARGA Daniel Rudolf	2	37	4/9	44.4%	1/3		2/3	0/2		1/1	1	2			2				
10	BIROS Peter	2	39	4/6	66.7%	1/1		1/2	1/2	1/1		2		1	0/1					
11	KIS Gabor	2	29	1/2	50.0%	0/1			1/1			2	2	1	1					
12	MOLNAR Tamas	2	29	2/4	50.0%	1/2		0/1	1/1				6			1				
13	GERGELY Istvan	2	33									1		1						
Totals				25/59	42.4%	4/11		12/20	6/25	3/3		15	24	8	6	7/8	22	1	2	4
Against				19/55	34.5%	4/7	2/5	7/13	5/28	1/2		6	23	11	10	1/8	17	8		1
Cap No.	Goalkeepers	Save/Shots																		
Total	%	A	C	X	5m	PS	CA													
1	SZECSI Zoltan	8/17	47.1%	0/3	0/1	3/5	5/8													
13	GERGELY Istvan	9/19	47.4%	1/2	2/3	0/5	5/7	1/2												
Totals		17/36	47.2%	1/5	2/4	3/10	10/15	1/2												

Time Out	3
Exclusion with Substitution	4
Exclusion W/Subst after 4 min.	

Match	Possession		EX	Goals (G) / Misses (M)												CT
	#	Time		X		A		FT		5m		PS				
				G	M	G	M	G	M	G	M	G	M			
HUN - MNE	42	16:46	2	5	5	3	1	1	4	2	8					
HUN - USA	41	16:08	2	7	3	4	6	1	1	2	6			1		
Total	83	32:54	4	12	8	7	7	2	5	4	14			1		



TEAM ROSTER As of 9 AUG 2008
球队名单 / COMPOSITION DE L'ÉQUIPE

HUN - Hungary

Cap No.	Name	Pos	L/R	Height m/ft in	Weight kg/lbs	Date of Birth	Club	OG / Goals	Int'l. matches played
1	SZECSI Zoltan	GK	R	1.98 / 6'6"	96 / 212	22 DEC 1977	EGER (HUN)	3/0	166
2	VARGA Tamas	CB	R	2.01 / 6'7"	105 / 231	14 JUL 1975	SZEGED BETON (HUN)	2/0	86
3	MADARAS Norbert	D	L	1.91 / 6'3"	91 / 201	1 DEC 1979	PRO RECCO (ITA)	2/0	146
4	VARGA Denes Andor	D	R	1.93 / 6'4"	97 / 214	29 MAR 1987	VASAS BUDAPEST, BUDAPEST (HUN)	1/0	52
5	KASAS Tamas	D	R	2.00 / 6'7"	94 / 207	20 JUL 1976	PRO RECCO (ITA)	4/0	313
6	HOSNYANSZKY Norbert	D	R	1.96 / 6'5"	94 / 207	4 MAR 1984	FIORENTINA (ITA)	1/0	57
7	KISS Gergely	CF	L	1.99 / 6'6"	112 / 247	21 SEP 1977	HONVED-DOMINO (HUN)	3/0	302
8	BENEDEK Tibor (C)	D	L	1.90 / 6'3"	96 / 212	12 JUL 1972	PRO RECCO (ITA)	5/0	425
9	VARGA Daniel Rudolf	D	R	2.00 / 6'7"	95 / 209	25 SEP 1983	VASAS BUDAPEST, BUDAPEST (HUN)	1/0	93
10	BIROS Peter	D	R	1.94 / 6'4"	95 / 209	5 APR 1976	EGER (HUN)	3/0	251
11	KIS Gabor	CF	R	1.94 / 6'4"	108 / 238	27 SEP 1982	EGER (HUN)	1/0	63
12	MOLNAR Tamas	CF	R	1.93 / 6'4"	104 / 229	2 AUG 1975	HONVED-DOMINO (HUN)	3/0	282
13	GERGELY Istvan	GK	R	2.01 / 6'7"	112 / 247	20 AUG 1976	HONVED-DOMINO (HUN)	3/0	34

Head Coach	KEMENY Denes
Assistant Coach	MATEFALVY Csaba Elek
Team Leader	GULYAS Zoltan
Doctor	PAVLIK Gabor
Physiotherapist	NAGY Ferenc

Note:
Number of international matches played, include only FINA and Continental Competitions matches (friendly matches not included).

Legend:							
(C) Captain	B Both	CB Centre Back	CF Centre Forward	D Driver			
GK Goalkeeper	L Left	L/R Handedness	OG Olympic Games participated in				
Pos Playing Position	R Right						



CUMULATIVE STATISTICS

累积技术统计 / STATISTIQUES CUMULATIVES

ITA - Italy After 8 matches

Preliminary Round

Cap No.	Name	MP	MIN	Goals/Shots							AS	TF	ST	BL	SP	Personal Fouls						
				Total	%	A	C	X	5m	PS						CA	20C	20F	P	EX		
1	TEMPESTI Stefano	5	160																			
2	di COSTANZO Luigi	5	31	3/12	25.0%	0/2	1/1		1/8	1/1				0/1				1	3	1		
3	BINCHI Leonardo	5	67	2/5	40.0%			1/1	1/4									8	1	1		
4	BUONOCORE Fabrizio	5	37	0/1	0.0%				0/1									8	1	1		
5	GALLO Valentino	5	89	9/18	50.0%	3/7		4/5	1/4	1/1	0/1			0/7				3	3			
6	FELUGO Maurizio	5	145	11/26	42.3%	1/3		3/5	3/11	3/5	1/2			0/1				1	1	1		
7	MANGIANTE Andrea	5	97	1/10	10.0%	1/2		0/3	0/5					4/4				6	2			
8	ANGELINI Alberto	5	130	5/19	26.3%	0/4	1/1	3/6	1/8									1	1			
9	BENCIVENGA Fabio	5	74	3/12	25.0%	1/1	1/7	1/3	0/1										1			
10	CALCATERRA Alessandro	5	88	14/24	58.3%	1/3	8/12	2/4	1/3		2/2							1	3			
11	SOTTANI Leonardo	5	114	6/12	50.0%	1/2		1/4	2/3		2/3			2/6				1	1			
12	MISTRANGELO Federico	5	89	3/8	37.5%	1/1	1/1	1/3	0/2		0/1			0/1				2				
13	VIOLETTI Fabio	5																				
Totals				57/147	38.8%	9/25	12/22	16/34	10/50	5/7	5/9					6/20			32	17	2	2
Against				50/136	36.8%	15/37	2/4	21/36	9/55	2/2	1/2					14/20			33	9	7	6
Cap No.	Goalkeepers	Save/Shots																				
Total	%	A	C	X	5m	PS	CA															
1	TEMPESTI Stefano	44/94	46.8%	16/31	1/3	9/30	18/27	0/2	0/1													
13	VIOLETTI Fabio																					
Totals		44/94	46.8%	16/31	1/3	9/30	18/27	0/2	0/1													

Time Out	6
Exclusion with Substitution	2
Exclusion W/Subst after 4 min.	

Match	Possession		EX	Goals (G) / Misses (M)												CT
	#	Time		X		A		FT		5m		PS				
				G	M	G	M	G	M	G	M	G	M			
CRO - ITA	38	15:17		1	3	3	5	2	1	9	2			1		
ITA - USA	38	15:44		3	3	3	6	1		4	7					
CHN - ITA	47	14:32	2	5	3	9	7		2	5	3			3		
GER - ITA	47	16:40		0	6	5	8	1	1	11			2	5		
SRB - ITA	40	15:42		7	3	6	4			6						
Total	210	1:17:53	2	16	18	26	30	2	2	8	38	5	2	9		

Final Rounds

Cap No.	Name	MP	MIN	Goals/Shots							AS	TF	ST	BL	SP	Personal Fouls						
				Total	%	A	C	X	5m	PS						CA	20C	20F	P	EX		
1	TEMPESTI Stefano	3	102																			
2	di COSTANZO Luigi	3	18	2/2	100.0%			1/1		1/1				0/2					2			
3	BINCHI Leonardo	3	35	0/1	0.0%				0/1									6	2	2		
4	BUONOCORE Fabrizio	3	33	2/2	100.0%			1/1	1/1									5		1		
5	GALLO Valentino	3	74	6/13	46.2%	1/1		2/6	3/6				1/10					4	2	1		
6	FELUGO Maurizio	3	91	5/15	33.3%	0/1	1/1	2/5	1/6	0/1	1/1							2				
7	MANGIANTE Andrea	3	46	1/3	33.3%	1/1		0/1	0/1					0/1				5	1	1		
8	ANGELINI Alberto	3	72	4/15	26.7%	0/5		1/1	2/7	1/1	0/1							2		1		
9	BENCIVENGA Fabio	3	42	1/3	33.3%			1/3										1				
10	CALCATERRA Alessandro	3	60	13/27	48.1%	2/9	4/7	4/6	2/3	1/2									3			
11	SOTTANI Leonardo	3	74	5/12	41.7%			3/4	1/6	0/1	1/1											
12	MISTRANGELO Federico	3	66	0/3	0.0%	0/1			0/1		0/1							2	1			
13	VIOLETTI Fabio	3																				
Totals				39/96	40.6%	4/18	6/9	15/28	9/31	3/6	2/4					1/14			27	11	1	5
Against				36/111	32.4%	15/46	6/6	8/28	2/19	4/6	1/6					13/14			26	6	1	2
Cap No.	Goalkeepers	Save/Shots																				
Total	%	A	C	X	5m	PS	CA															
1	TEMPESTI Stefano	39/75	52.0%	16/31	0/6	11/19	9/11	1/5	2/3													
13	VIOLETTI Fabio																					
Totals		39/75	52.0%	16/31	0/6	11/19	9/11	1/5	2/3													

Time Out	5
Exclusion with Substitution	5
Exclusion W/Subst after 4 min.	

Match	Possession		EX	Goals (G) / Misses (M)												CT
	#	Time		X		A		FT		5m		PS				
				G	M	G	M	G	M	G	M	G	M			
CAN - ITA	41	15:52	1	7	5	4	7	3	2	2				1		
AUS - ITA	52	18:37	4	6	3	4	4	2	1	1	9	3	2	1		
ITA - GER	41	15:09		2	5	4	8	1	2	3	5		1	5		
Total	134	49:38	5	15	13	12	19	3	6	6	16	3	3	7		



CUMULATIVE STATISTICS

累积技术统计 / STATISTIQUES CUMULATIVES

ITA - Italy After 8 matches

Overall (Preliminary + Final Rounds)

Cap No.	Name	MP	MIN	Goals/Shots								AS	TF	ST	BL	SP	Personal Fouls							
				Total	%	A	C	X	5m	PS	CA						20C	20F	P	EX				
1	TEMPESTI Stefano	8	262										2	2	11									
2	di COSTANZO Luigi	8	49	5/14	35.7%	0/2	1/1	1/1	1/8	2/2		1	3	2	2	0/3					1	5	1	
3	BINCHI Leonardo	8	102	2/6	33.3%			1/1	1/5			1	2	5	2					14	3	1	2	
4	BUONOCORE Fabrizio	8	70	2/3	66.7%		1/1	1/1	0/1			1	1	4	1					13	1		2	
5	GALLO Valentino	8	163	15/31	48.4%	4/8		6/11	4/10	1/1	0/1	7	5	7	1	1/17				7	5		1	
6	FELUGO Maurizio	8	236	16/41	39.0%	1/4	1/1	5/10	4/17	3/6	2/3	11	11	10	2	0/1				3	1		1	
7	MANGIANTE Andrea	8	143	2/13	15.4%	2/3		0/4	0/6			1	2	8	2	4/5				11	3		1	
8	ANGELINI Alberto	8	202	9/34	26.5%	0/9	1/1	4/7	3/15	1/1	0/1	6	5	2	3					3	1		1	
9	BENCIVENGA Fabio	8	116	4/15	26.7%	1/1	1/7	2/6	0/1				24	3	1					1	1			
10	CALCATERRA Alessandro	8	148	27/51	52.9%	3/12	12/19	6/10	3/6	1/2	2/2		35	1						1	6			
11	SOTTANI Leonardo	8	188	11/24	45.8%	1/2		4/8	3/9	0/1	3/4	2	6	3	1	2/6				1	1			
12	MISTRANGELO Federico	8	155	3/11	27.3%	1/2	1/1	1/3	0/3		0/2	1	1	6	3	0/2				4	1			
13	VIOLETTI Fabio	8																						
Totals				96/243	39.5%	13/43	18/31	31/62	19/81	8/13	7/13		33	101	62	18	7/34				59	28	3	7
Against				86/247	34.8%	30/83	8/10	29/64	11/74	6/8	2/8		26	114	56	26	27/34				59	15	8	8
Cap No.	Goalkeepers	Save/Shots														Time Out								
Total	%	A	C	X	5m	PS	CA	Time Out		Exclusion with Substitution		Exclusion W/Subst after 4 min.												
1	TEMPESTI Stefano	83/169	49.1%	32/62	1/9	20/49	27/38	1/7	2/4			11		7										
13	VIOLETTI Fabio																							
Totals		83/169	49.1%	32/62	1/9	20/49	27/38	1/7	2/4															

Match	Possession		EX	Goals (G) / Misses (M)												CT
	#	Time		X		A		FT		5m		PS				
				G	M	G	M	G	M	G	M	G	M			
Total	344	2:07:33	7	31	31	38	49	5	8	14	54	8	5	16		

Legend:			
#	Number of possessions	20C	20 seconds exclusion in the centre forward position
5m	5 metre shot	A	Action shot
CA	Counter attack	CT	Corner throw
M	Misses	MP	Matches played
SP	Sprint (won/sprints)	ST	Steals
		AS	Assist
		EX	Exclusion
		MIN	Minutes played
		TF	Turnover foul
		20F	20 seconds exclusion in the field
		BL	Blocked shot
		C	Centre shot
		FT	Free throw
		G	Goals
		P	Penalty
		PS	Penalty shot
		X	Extra player shot



TEAM ROSTER As of 9 AUG 2008
球队名单 / COMPOSITION DE L'ÉQUIPE

ITA - Italy

Cap No.	Name	Pos	L/R	Height m/ft in	Weight kg/lbs	Date of Birth	Club	OG / Goals	Int'l. matches played
1	TEMPESTI Stefano	GK	R	2.05 / 6'9"	97 / 214	9 JUN 1979	PRO RECCO, GENOVA (ITA)	2/0	201
2	di COSTANZO Luigi	D	L	1.85 / 6'1"	82 / 181	5 FEB 1982	POSILLIPO, NAPOLI (ITA)		
3	BINCHI Leonardo	CB	R	2.00 / 6'7"	100 / 220	27 AUG 1975	BRESCIA, BRESCIA (ITA)	2/0	294
4	BUONOCORE Fabrizio	CB	R	1.86 / 6'1"	85 / 187	28 APR 1977	POSILLIPO, NAPOLI (ITA)	1/0	228
5	GALLO Valentino	D	L	1.93 / 6'4"	90 / 198	17 JUL 1985	POSILLIPO, NAPOLI (ITA)		19
6	FELUGO Maurizio	D	R	1.89 / 6'2"	82 / 181	4 MAR 1981	PRO RECCO, GENOVA (ITA)	1/0	212
7	MANGIANTE Andrea	CB	R	1.91 / 6'3"	92 / 203	1 JUL 1976	PRO RECCO, GENOVA (ITA)		132
8	ANGELINI Alberto	D	R	1.76 / 5'9"	85 / 187	28 SEP 1974	PRO RECCO, GENOVA (ITA)	3/0	395
9	BENCIVENGA Fabio	CF	R	2.01 / 6'7"	97 / 214	20 JAN 1976	POSILLIPO, NAPOLI (ITA)	3/0	403
10	CALCATERRA Alessandro (C)	CF	R	1.87 / 6'2"	102 / 225	26 MAY 1975	PRO RECCO, GENOVA (ITA)	3/0	412
11	SOTTANI Leonardo	D	L	1.92 / 6'4"	86 / 190	1 NOV 1973	CREMONA, CREMONA (ITA)	2/0	326
12	MISTRANGELO Federico	D	R	1.81 / 5'11"	80 / 176	11 MAY 1981	SAVONA, SAVONA (ITA)		92
13	VIOLETTI Fabio	GK	R	1.91 / 6'3"	85 / 187	1 FEB 1974	POSILLIPO, NAPOLI (ITA)		143

Head Coach	MALARA Paolo
Assistant Coach	AMATO Alessandro
Team Leader	ATTOLICO Francesco
Doctor	MELCHIORRI Giovanni
Physiotherapist	SARTI Massimiliano

Note:
Number of international matches played, include only FINA and Continental Competitions matches (friendly matches not included).

Legend:							
(C) Captain	B Both	CB Centre Back	CF Centre Forward	D Driver			
GK Goalkeeper	L Left	L/R Handedness	OG Olympic Games participated in				
Pos Playing Position	R Right						



CUMULATIVE STATISTICS

累积技术统计 / STATISTIQUES CUMULATIVES

MNE - Montenegro

After 8 matches

Preliminary Round

Cap No.	Name	MP	MIN	Goals/Shots							AS	TF	ST	BL	SP	Personal Fouls				
				Total	%	A	C	X	5m	PS						CA	20C	20F	P	EX
1	RADIC Zdravko	5	29																	
2	BRGULJAN Drasko	5	28									1	1	4					1	
3	PASKOVIC Vjekoslav	5	50	1/3	33.3%		0/1	1/1	0/1				1	5		3/9				
4	VUKCEVIC Nikola	5	52	4/6	66.7%	0/1	2/3	2/2					15	1	1				1 1	
5	JANOVIC Nikola	5	133	3/17	17.6%	1/2		1/2	0/10	1/2	0/1	4	10	3	2				2 3	
6	TICIC Milan	5	73	2/2	100.0%	1/1		1/1					1	2	2				9 2 2	
7	JANOVIC Mladjan	5	131	10/24	41.7%	2/7	0/1	3/6	1/6	4/4		1	6	2	2	3/4			4 2 1	
8	USKOKOVIC Veljko	5	65	2/5	40.0%	2/3		0/1	0/1			2	2	3	1				2 1	
9	IVOVIC Aleksandar	5	118	6/20	30.0%	1/8		1/2	4/10				6	4	3	3/7			4 2 1 1	
10	ZLOKOVIC Boris	5	62	4/12	33.3%	1/2	0/4	3/5	0/1				17		2				3 1	
11	GOJKOVIC Vladimir	5	140	7/18	38.9%	1/2	2/2	2/2	2/12			4	10	8	1				1 1 1	
12	JOKIC Predrag	5	108	4/12	33.3%	0/3		2/4	1/4	1/1		3	5	5					5 2	
13	SCEPANOVIC Milos	5	131												2					
Totals				43/119	36.1%	9/29	4/11	16/26	8/45	6/7	0/1	15	76	39	14	9/20				31 12 6 4
Against				33/116	28.4%	8/33	2/6	10/23	7/46	4/6	2/2	5	90	31	12	11/20				39 6 6 3
Cap No.	Goalkeepers	Save/Shots							Personal Fouls											
Total	%	A	C	X	5m	PS	CA	20C	20F	P	EX									
1	RADIC Zdravko	8/11	72.7%	5/7	1/1	2/3													6	
13	SCEPANOVIC Milos	35/65	53.8%	8/14	3/5	2/11	21/28	1/5	0/2										4	
Totals		43/76	56.6%	13/21	4/6	4/14	21/28	1/5	0/2											

Time Out	6
Exclusion with Substitution	4
Exclusion W/Subst after 4 min.	

Match	Possession		EX	Goals (G) / Misses (M)												CT			
	#	Time		X		A		FT		5m		PS							
				G	M	G	M	G	M	G	M	G	M						
HUN - MNE	39	15:29	3	2	1	3	7	1	1	2	7	2							2
CAN - MNE	43	14:27		3	2	6	5			1	4	2	1						1
MNE - GRE	41	16:47		4	1	3	8		3	2	5	1							2
ESP - MNE	38	15:08		4	3	1	5		2	1	9								1
MNE - AUS	34	14:22	1	3	3			3	1	1		5	1						1
Total	195	1:16:13	4	16	10	13	28	2	7	6	30	6	1						7

Final Rounds

Cap No.	Name	MP	MIN	Goals/Shots							AS	TF	ST	BL	SP	Personal Fouls				
				Total	%	A	C	X	5m	PS						CA	20C	20F	P	EX
1	RADIC Zdravko	3	11																	
2	BRGULJAN Drasko	3	12	0/1	0.0%				0/1					1						
3	PASKOVIC Vjekoslav	3	30									1	4	1		0/3			3	
4	VUKCEVIC Nikola	3	34	1/3	33.3%	1/2		0/1					7	2					2 1	
5	JANOVIC Nikola	3	86	5/9	55.6%	3/5		1/1	1/2	0/1		4	1	5					1 2 1	
6	TICIC Milan	3	25	0/2	0.0%			0/1	0/1					1					7 1 2	
7	JANOVIC Mladjan	3	88	3/14	21.4%	0/1	1/1	0/2	0/8	1/1	1/1		5	4	5	2/6			1 2	
8	USKOKOVIC Veljko	3	29	2/4	50.0%	1/2		1/1	0/1			2	1	1					1	
9	IVOVIC Aleksandar	3	83	3/15	20.0%	0/2	1/1	1/3	0/7		1/2	6	2		0/3				7 1	
10	ZLOKOVIC Boris	3	51	1/9	11.1%	1/3	0/2	0/2	0/2			16		1					2	
11	GOJKOVIC Vladimir	3	89	4/13	30.8%	0/3			2/8		2/2	5	1	2	2				1	
12	JOKIC Predrag	3	49	1/6	16.7%	0/2		1/2		0/1		1	3						3 1 1	
13	SCEPANOVIC Milos	3	85									2		2					1	
Totals				20/76	26.3%	6/20	2/4	4/13	3/30	1/3	4/5	9	48	15	16	2/12				25 9 2 4
Against				23/73	31.5%	3/10	2/3	12/24	4/33	1/2	1/1	12	51	15	9	10/12				25 8 3 6
Cap No.	Goalkeepers	Save/Shots							Personal Fouls											
Total	%	A	C	X	5m	PS	CA	20C	20F	P	EX									
1	RADIC Zdravko	4/7	57.1%		1/3	3/4													6	
13	SCEPANOVIC Milos	14/34	41.2%	3/6	0/2	2/12	9/12	0/1	0/1										4	
Totals		18/41	43.9%	3/6	0/2	3/15	12/16	0/1	0/1											

Time Out	6
Exclusion with Substitution	4
Exclusion W/Subst after 4 min.	

Match	Possession		EX	Goals (G) / Misses (M)												CT			
	#	Time		X		A		FT		5m		PS							
				G	M	G	M	G	M	G	M	G	M						
MNE - CRO	38	15:43	2	1	2	6	8		2		3								4
HUN - MNE	39	15:14		3	1	4	5	1	3	1	8								1
MNE - SRB	47	14:58	2	0	6	2	4	1	4		7	1							3
Total	124	45:57	4	4	9	12	17	2	9	1	18	1							7



CUMULATIVE STATISTICS

累积技术统计 / STATISTIQUES CUMULATIVES

MNE - Montenegro

After 8 matches

Overall (Preliminary + Final Rounds)

Cap No.	Name	MP	MIN	Goals/Shots								AS	TF	ST	BL	SP	Personal Fouls						
				Total	%	A	C	X	5m	PS	CA						20C	20F	P	EX			
1	RADIC Zdravko	8	40																				
2	BRGULJAN Drasko	8	40	0/1	0.0%					0/1			1	1	4	1				1			
3	PASKOVIC Vjekoslav	8	80	1/3	33.3%			0/1	1/1	0/1			1	5	6		3/12			3			
4	VUKCEVIC Nikola	8	85	5/9	55.6%	1/3	2/3	2/3					22	3	1					3	2		
5	JANOVIC Nikola	8	220	8/26	30.8%	4/7		2/3	1/12	1/3	0/1		4	14	4	7				3	5	1	
6	TICIC Milan	8	98	2/4	50.0%	1/1		1/2	0/1					1	2	3				16	1	2	4
7	JANOVIC Mladjan	8	219	13/38	34.2%	2/8	1/2	3/8	1/14	5/5	1/1		1	11	6	7	5/10			5	4		1
8	USKOKOVIC Veljko	8	94	4/9	44.4%	3/5		1/2	0/2				2	4	4	2				3	1		
9	IVOVIC Aleksandar	8	201	9/35	25.7%	1/10	1/1	2/5	4/17		1/2			12	6	3	3/10			11	2	1	2
10	ZLOKOVIC Boris	8	113	5/21	23.8%	2/5	0/6	3/7	0/3					33		3				5	1		
11	GOJKOVIC Vladimir	8	229	11/31	35.5%	1/5	2/2	2/2	4/20		2/2		9	11	10	3				2	1	1	
12	JOKIC Predrag	8	158	5/18	27.8%	0/5		3/6	1/4	1/2			4	8	5					8		2	1
13	SCEPANOVIC Milos	8	216										2		4								1
Totals				63/195	32.3%	15/49	6/15	20/39	11/75	7/10	4/6		24	124	54	30	11/32			56	21	8	8
Against				56/189	29.6%	11/43	4/9	22/47	11/79	5/8	3/3		17	141	46	21	21/32			64	14	9	9
Cap No.	Goalkeepers	Save/Shots														Time Out							
Total	%	A	C	X	5m	PS	CA																
1	RADIC Zdravko	12/18	66.7%	5/7	1/1	3/6	3/4					12											
13	SCEPANOVIC Milos	49/99	49.5%	11/20	3/7	4/23	30/40	1/6	0/3			8											
Totals		61/117	52.1%	16/27	4/8	7/29	33/44	1/6	0/3														

Time Out	12
Exclusion with Substitution	8
Exclusion W/Subst after 4 min.	

Match	Possession		EX	Goals (G) / Misses (M)												CT
	#	Time		X		A		FT		5m		PS				
				G	M	G	M	G	M	G	M	G	M			
Total	319	2:02:10	8	20	19	25	45	4	16	7	48	7	3	14		

Legend:					
#	Number of possessions	20C	20 seconds exclusion in the centre forward position	20F	20 seconds exclusion in the field
5m	5 metre shot	A	Action shot	AS	Assist
CA	Counter attack	CT	Corner throw	BL	Blocked shot
M	Misses	EX	Exclusion	C	Centre shot
MP	Matches played	FT	Free throw	G	Goals
SP	Sprint (won/sprints)	MIN	Minutes played	P	Penalty
		PS	Penalty shot	X	Extra player shot



TEAM ROSTER As of 9 AUG 2008
球队名单 / COMPOSITION DE L'ÉQUIPE

MNE - Montenegro

Cap No.	Name	Pos	L/R	Height m/ft in	Weight kg/lbs	Date of Birth	Club	OG / Goals	Int'l. matches played
1	RADIC Zdravko	GK	R	1.93 / 6'4"	95 / 209	24 JUN 1979	PRIMORAC, KOTOR (MNE)		
2	BRGULJAN Drasko	D	R	1.94 / 6'4"	85 / 187	27 DEC 1984	PRIMORAC, KOTOR (MNE)		
3	PASKOVIC Vjekoslav	D	R	1.80 / 5'11"	83 / 183	23 MAR 1985	PRIMORAC, KOTOR (MNE)		
4	VUKCEVIC Nikola	CF	R	1.99 / 6'6"	107 / 236	14 NOV 1985	JADRAN-CKB, HNOVI (MNE)		
5	JANOVIC Nikola	D	R	1.90 / 6'3"	100 / 220	22 MAR 1980	POSSILIPO, NAPOLY (ITA)		
6	TICIC Milan	CB	R	1.97 / 6'6"	95 / 209	14 AUG 1979	BUDAVNSKA RIVIJERA, BUDVA (MNE)		
7	JANOVIC Mladjan	D	R	1.90 / 6'3"	93 / 205	11 JUN 1984	PRIMORAC, KOTOR (MNE)		
8	USKOKOVIC Veljko (C)	D	L	1.85 / 6'1"	100 / 220	29 MAR 1971	BUDAVNSKA RIVIJERA, BUDVA (MNE)	2/15	
9	IVOVIC Aleksandar	CB	R	1.97 / 6'6"	103 / 227	24 FEB 1986	JADRAN-CKB, HNOVI (MNE)		
10	ZLOKOVIC Boris	CF	R	2.00 / 6'7"	99 / 218	16 MAR 1983	POSSILIPO, NAPOLY (MNE)		
11	GOJKOVIC Vladimir	D	R	1.88 / 6'2"	92 / 203	29 JAN 1981	JADRAN-CKB, HNOVI (MNE)	1/5	
12	JOKIC Predrag	CB	R	1.95 / 6'5"	92 / 203	3 FEB 1983	PRO RECCO, GENOVA (ITA)	1/7	
13	SCEPANOVIC Milos	GK	R	1.85 / 6'1"	88 / 194	9 OCT 1982	JADRAN-CKB, HNOVI (MNE)		

Head Coach	POROBIC Petar
Assistant Coach	IVANOVSKI Zoran
Team Leader	ADZIC Dejan
Doctor	DABOVIC Predrag
Physiotherapist	MIHAJLOVIC Dejan

Note:
Number of international matches played, include only FINA and Continental Competitions matches (friendly matches not included).

Legend:									
(C)	Captain	B	Both	CB	Centre Back	CF	Centre Forward	D	Driver
GK	Goalkeeper	L	Left	L/R	Handedness	OG	Olympic Games participated in		
Pos	Playing Position	R	Right						



CUMULATIVE STATISTICS

累积技术统计 / STATISTIQUES CUMULATIVES

SRB - Serbia After 8 matches

Preliminary Round

Cap No.	Name	MP	MIN	Goals/Shots							AS	TF	ST	BL	SP	Personal Fouls					
				Total	%	A	C	X	5m	PS						CA	20C	20F	P	EX	
1	SEFIK Denis	5	64																		
2	PRLAINOVIC Andrija	5	93	3/11	27.3%	1/1		1/2	0/7		1/1	1	1	3				1	1		
3	GOCIC Zivko	5	39	1/2	50.0%				1/2					1	1/4		3				
4	UDOVICIC Vanja	5	126	6/22	27.3%	2/8		3/5	1/9			4	5	7	2	0/1	7	1			
5	SAVIC Dejan	5	86	0/4	0.0%	0/1		0/1	0/2					2	2	1			1		
6	PIJETLOVIC Dusko	5	94	6/20	30.0%	0/6	5/11	1/2	0/1					26	4	1			1		
7	RADJEN Nikola	5	32	0/2	0.0%				0/2								7				
8	FILIPOVIC Filip	5	76	4/7	57.1%	3/4		1/2	0/1				2	1		6/9	1				
9	CIRIC Aleksandar	5	87	2/10	20.0%	2/5			0/5			1	3	4		5/6	2		1		
10	SAPIC Aleksandar	5	147	19/39	48.7%	3/6		6/15	3/11	6/6	1/1		16	4	2		5	1	1		
11	VUJASINOVIC Vladimir	5	119	7/16	43.8%	4/5		2/5	1/6			4	3	2	1		7	1	2		
12	PEKOVIC Branko	5	60	2/6	33.3%	1/3	0/1	1/1	0/1					7	3		1	1			
13	SORO Slobodan	5	96									1		3							
Totals				50/139	36.0%	16/39	5/12	15/33	6/47	6/6	2/2		12	68	40	8	12/20	41	6	3	4
Against				38/126	30.2%	6/25	6/14	18/32	5/51	2/3	1/1		15	81	37	11	8/20	28	7	6	4
Cap No.	Goalkeepers	Save/Shots																			
Total	%	A	C	X	5m	PS	CA														
1	SEFIK Denis	22/40	55.0%	5/8	1/4	2/10	14/18														
13	SORO Slobodan	34/54	63.0%	8/11	5/8	5/15	15/16	1/3	0/1												
Totals		56/94	59.6%	13/19	6/12	7/25	29/34	1/3	0/1												

Time Out	7
Exclusion with Substitution	4
Exclusion W/Subst after 4 min.	

Match	Possession		EX	Goals (G) / Misses (M)												CT
	#	Time		X		A		FT		5m		PS				
				G	M	G	M	G	M	G	M	G	M			
SRB - GER	43	14:19	1	1	2	7	8	1	2	1	8	1		3		
SRB - CRO	39	14:03	1	2	11	4	2			1	6	1		1		
USA - SRB	36	14:20		3	3	1	7		3		6					
SRB - CHN	46	14:29	1	4		6	10	1	2	1	4	3		2		
SRB - ITA	43	16:18	1	5	2	5	3			1	10	1				
Total	207	1:13:31	4	15	18	23	30	2	7	4	34	6		6		

Final Rounds

Cap No.	Name	MP	MIN	Goals/Shots							AS	TF	ST	BL	SP	Personal Fouls				
				Total	%	A	C	X	5m	PS						CA	20C	20F	P	EX
1	SEFIK Denis	3	11	0/1	0.0%	0/2		0/1	1/2					1						
2	PRLAINOVIC Andrija	3	69	1/5	20.0%	0/2			1/2				7	3						
3	GOCIC Zivko	3	19										3				4	1	1	
4	UDOVICIC Vanja	3	51	1/7	14.3%				0/2	1/5		1	4	1		5	1	1		
5	SAVIC Dejan	3	50	2/4	50.0%				1/2	0/1	1/1			1		4		1		
6	PIJETLOVIC Dusko	3	71	6/10	60.0%			1/4	5/5	0/1		16		3				4		
7	RADJEN Nikola	3	36	1/2	50.0%	1/1			0/1	0/1				1				5		
8	FILIPOVIC Filip	3	44	0/4	0.0%	0/1			0/2	0/1			1	2		2/6	1	1		
9	CIRIC Aleksandar	3	60	3/8	37.5%	1/6			1/1	1/1		1		7	2	4/6	1	2		
10	SAPIC Aleksandar	3	58	1/17	5.9%	0/6			0/3	1/8		2	1	1			2	1		
11	VUJASINOVIC Vladimir	3	94	5/17	29.4%	0/2			4/5	1/10		3	2	2	2		2			
12	PEKOVIC Branko	3	24	0/2	0.0%	0/2								9						
13	SORO Slobodan	3	85	0/1	0.0%					0/1				3						
Totals				20/78	25.6%	2/20	1/4	11/21	5/32	1/1		6	44	26	9	6/12	24	10	1	3
Against				19/73	26.0%	9/18	2/2	4/17	2/33	1/1	1/2	10	52	14	12	6/12	25	4	1	4
Cap No.	Goalkeepers	Save/Shots																		
Total	%	A	C	X	5m	PS	CA													
1	SEFIK Denis	0/3	0.0%	0/2	0/1															
13	SORO Slobodan	23/39	59.0%	4/11	0/1	7/11	12/14	0/1	0/1											
Totals		23/42	54.8%	4/13	0/2	7/11	12/14	0/1	0/1											

Time Out	4
Exclusion with Substitution	3
Exclusion W/Subst after 4 min.	

Match	Possession		EX	Goals (G) / Misses (M)												CT
	#	Time		X		A		FT		5m		PS				
				G	M	G	M	G	M	G	M	G	M			
ESP - SRB	34	14:25		4	1	2	8			3	6			1		
USA - SRB	44	14:56		4	5	6	1	5		12				6		
MNE - SRB	44	17:02	3	3	4	1	7	1	1		3	1		1		
Total	122	46:21	3	11	10	3	21	2	6	3	21	1		8		



CUMULATIVE STATISTICS

累积技术统计 / STATISTIQUES CUMULATIVES

SRB - Serbia

After 8 matches

Overall (Preliminary + Final Rounds)

Cap No.	Name	MP	MIN	Goals/Shots								AS	TF	ST	BL	SP	Personal Fouls						
				Total	%	A	C	X	5m	PS	CA						20C	20F	P	EX			
1	SEFIK Denis	8	75	0/1	0.0%					0/1			1	1	4								
2	PRLAINOVIC Andrija	8	162	4/16	25.0%	1/3		1/3	1/9		1/1	1	9	9	1						1	1	
3	GOCIC Zivko	8	58	1/2	50.0%				1/2					4		1/4				7	1	1	
4	UDOVICIC Vanja	8	177	7/29	24.1%	2/8		3/7	2/14			4	6	11	3	0/1				12	2	1	
5	SAVIC Dejan	8	136	2/8	25.0%	0/1		1/3	0/3	1/1			3	2	2					12		2	1
6	PIJETLOVIC Dusko	8	166	12/30	40.0%	0/6	6/15	6/7	0/2				42	4	4						5		
7	RADJEN Nikola	8	67	1/4	25.0%	1/1			0/3				1							12			
8	FILIPOVIC Filip	8	120	4/11	36.4%	3/5		1/4	0/2				3	3		8/15				2	1		
9	CIRIC Aleksandar	8	148	5/18	27.8%	3/11		1/1	1/6			2	3	11	2	9/12				3	2	1	
10	SAPIC Aleksandar	8	204	20/56	35.7%	3/12		6/18	4/19	6/6	1/1	2	17	5	2					7	2	1	1
11	VUJASINOVIC Vladimir	8	213	12/33	36.4%	4/7		6/10	2/16			7	5	4	3					9	1		2
12	PEKOVIC Branko	8	84	2/8	25.0%	1/5	0/1	1/1	0/1				16	3						1	1		
13	SORO Slobodan	8	181	0/1	0.0%				0/1					6									
Totals				70/217	32.3%	18/59	6/16	26/54	11/79	7/7	2/2	18	112	66	17	18/32				65	16	4	7
Against				57/199	28.6%	15/43	8/16	22/49	7/84	3/4	2/3	25	133	51	23	14/32				53	11	7	8
Cap No.	Goalkeepers	Save/Shots														Time Out							
Total	%	A	C	X	5m	PS	CA	Exclusion with Substitution		Exclusion W/Subst after 4 min.													
1	SEFIK Denis	22/43	51.2%	5/10	1/5	2/10	14/18	7		7													
13	SORO Slobodan	57/93	61.3%	12/22	5/9	12/26	27/30	1/4	0/2														
Totals		79/136	58.1%	17/32	6/14	14/36	41/48	1/4	0/2														

Match	Possession		EX	Goals (G) / Misses (M)												CT
	#	Time		X		A		FT		5m		PS				
				G	M	G	M	G	M	G	M	G	M			
Total	329	1:59:50	7	26	28	26	51	4	13	7	55	7	14			

Legend:			
#	Number of possessions	20C	20 seconds exclusion in the centre forward position
5m	5 metre shot	A	Action shot
CA	Counter attack	CT	Corner throw
M	Misses	MP	Matches played
SP	Sprint (won/sprints)	ST	Steals
		AS	Assist
		EX	Exclusion
		MIN	Minutes played
		TF	Turnover foul
		20F	20 seconds exclusion in the field
		BL	Blocked shot
		FT	Free throw
		P	Penalty
		X	Extra player shot
		C	Centre shot
		G	Goals
		PS	Penalty shot



TEAM ROSTER As of 9 AUG 2008
球队名单 / COMPOSITION DE L'ÉQUIPE

SRB - Serbia

Cap No.	Name	Pos	L/R	Height m/ft in	Weight kg/lbs	Date of Birth	Club	OG / Goals	Int'l. matches played
1	SEFIK Denis	GK	R	1.98 / 6'6"	120 / 265	20 SEP 1976	BUDVANSKA RIVIJERA, BUDVA (MNE)	1/0	200
2	PRLAINOVIC Andrija	D	R	1.87 / 6'2"	94 / 207	28 APR 1987	PARTIZAN RAIFFEISEN, BEOGRAD (SRB)		75
3	GOCIC Zivko	CF	R	1.93 / 6'4"	100 / 220	22 AUG 1982	OLYMPIACOS, ATHENS (GRE)		0
4	UDOVICIC Vanja	CB	R	1.95 / 6'5"	102 / 225	12 SEP 1982	PRO RECCO, GENOA (ITA)	1/0	173
5	SAVIC Dejan	CB	R	1.90 / 6'3"	120 / 265	24 APR 1975	SINTEZ, KAZAN (RUS)	3/19	435
6	PIJETLOVIC Dusko	CF	R	1.92 / 6'4"	102 / 225	25 APR 1985	PARTIZAN RAIFFEISEN, BEOGRAD (SRB)		70
7	RADJEN Nikola	CB	R	1.95 / 6'5"	103 / 227	29 JAN 1985	PARTIZAN RAIFFEISEN, BEOGRAD (SRB)		32
8	FILIPOVIC Filip	D	L	1.97 / 6'6"	100 / 220	2 MAY 1987	PARTIZAN RAIFFEISEN, BEOGRAD (SRB)		96
9	CIRIC Aleksandar	D	R	1.92 / 6'4"	90 / 198	30 DEC 1977	BUDVANSKA RIVIJERA, BUDVA (MNE)	2/6	337
10	SAPIC Aleksandar	D	R	1.88 / 6'2"	100 / 220	1 JUN 1978	STHURM 2002, CHEHOV (RUS)	3/44	377
11	VUJASINOVIC Vladimir (C)	CB	R	1.87 / 6'2"	98 / 216	14 AUG 1973	PARTIZAN RAIFFEISEN, BEOGRAD (SRB)	3/22	332
12	PEKOVIC Branko	CF	R	1.91 / 6'3"	107 / 236	7 MAY 1979	DINAMO, MOSCOW (RUS)		171
13	SORO Slobodan	GK	R	1.96 / 6'5"	100 / 220	23 DEC 1978	PARTIZAN RAIFFEISEN, BEOGRAD (SRB)		159

Head Coach	UDOVICIC Dejan
Assistant Coach	STANOJEVIC Dejan
Team Leader	TATIC Dejan
Doctor	MARKOVIC Milan
Physiotherapist	GOLUBOVIC Goran

Note:
Number of international matches played, include only FINA and Continental Competitions matches (friendly matches not included).

Legend:							
(C) Captain	B Both	CB Centre Back	CF Centre Forward	D Driver			
GK Goalkeeper	L Left	L/R Handedness	OG Olympic Games participated in				
Pos Playing Position	R Right						



CUMULATIVE STATISTICS

累积技术统计 / STATISTIQUES CUMULATIVES

USA - United States

After 7 matches

Preliminary Round

Cap No.	Name	MP	MIN	Goals/Shots							AS	TF	ST	BL	SP	Personal Fouls					
				Total	%	A	C	X	5m	PS						CA	20C	20F	P	EX	
1	MOSES Merrill	5	160																		
2	VARELLAS Peter	5	99	3/15	20.0%	2/5		1/1	0/9		6	2	2		6/12						
3	HUDNUT Peter	5	62	1/8	12.5%			1/1	0/7		1	2		1			8	1	2		
4	POWERS Jeffrey	5	102	5/15	33.3%	2/7	1/3		2/5				8	6	3		3	2			
5	WRIGHT Adam	5	116	4/9	44.4%	1/3		1/2	0/2	2/2	5	2	6	1							
6	MERLO Rick	5	28	1/3	33.3%	0/1			1/2		1			1			2				
7	BEAUBIEN Layne	5	109	4/11	36.4%	2/4		2/3	0/4		2	2	4	3/3		7	3	1			
8	AZEVEDO Tony	5	150	10/30	33.3%	2/10		3/7	3/10	2/3			11	5	4	2/5		1			
9	BAILEY Ryan	5	92	3/11	27.3%	0/3		3/4	0/4		1	23	1	3			1				
10	HUTTEN Tim	5	58	3/7	42.9%	0/2		1/1	2/4				3			4					
11	SMITH Jesse	5	98	1/12	8.3%			0/1	1/11		2	3	3	4		10	1	1			
12	KRUMPHOLZ James	5	45	2/5	40.0%	1/2	0/1	1/1	0/1				6			1					
13	BROOKS Brandon	5																			
Totals				37/126	29.4%	10/37	1/4	13/21	9/59	4/5		16	66	29	21	11/20		34	10	4	
Against				31/136	22.8%	3/27	5/14	13/28	9/66			10	59	34	12	9/20		28	9	5	
Goalkeepers				Save/Shots																	
1	MOSES Merrill			53/84	63.1%	11/14	7/12	8/21	27/36	0/1											
13	BROOKS Brandon																				
Totals				53/84	63.1%	11/14	7/12	8/21	27/36	0/1											

Time Out	8
Exclusion with Substitution	4
Exclusion W/Subst after 4 min.	

Match	Possession		EX	Goals (G) / Misses (M)												CT
	#	Time		X		A		FT		5m		PS				
				G	M	G	M	G	M	G	M	G	M			
USA - CHN	40	15:27	1	3	1	2	8	1		1	11	1		1		
ITA - USA	39	16:16	1	5	1	3	3	1	4	2	7	1		3		
USA - SRB	42	17:40	1	1	2	1	10		4		8		1	4		
CRO - USA	36	16:28	1	2	3	1	5	2	1	1	7	1		2		
USA - GER	35	15:50		2	1	4	4			1	8	1		1		
Total	192	1:21:41	4	13	8	11	30	4	9	5	41	4	1	11		

Final Rounds

Cap No.	Name	MP	MIN	Goals/Shots							AS	TF	ST	BL	SP	Personal Fouls					
				Total	%	A	C	X	5m	PS						CA	20C	20F	P	EX	
1	MOSES Merrill	2	53										2								
2	VARELLAS Peter	2	42	2/12	16.7%	1/1		1/2	0/9		2				2/6		1				
3	HUDNUT Peter	2	29	0/2	0.0%				0/2			1					5		1		
4	POWERS Jeffrey	2	43	1/3	33.3%	1/1		0/1	0/1				3	3	1		2				
5	WRIGHT Adam	2	52	0/1	0.0%			0/1			4	1	2				1				
6	MERLO Rick	2	10	1/2	50.0%	1/1			0/1												
7	BEAUBIEN Layne	2	52	4/9	44.4%	1/1		2/5	1/3				1		3	0/1	2				
8	AZEVEDO Tony	2	63	7/10	70.0%	1/1	1/2	3/4	1/2	1/1	4	1	3	4			2				
9	BAILEY Ryan	2	30	3/3	100.0%		2/2	1/1					6	1							
10	HUTTEN Tim	2	19	0/1	0.0%				0/1					1/1		4					
11	SMITH Jesse	2	29	2/6	33.3%				2/6				2			3	1	2			
12	KRUMPHOLZ James	2	15										4	1		1					
13	BROOKS Brandon	2	11																		
Totals				20/49	40.8%	5/5	3/4	7/14	4/25	1/1		10	27	12	8	3/8		19	3	3	
Against				19/63	30.2%	2/13	0/1	11/19	4/28			11	22	13	4	5/8		16	5	1	
Goalkeepers				Save/Shots																	
1	MOSES Merrill			17/33	51.5%	4/5	1/1	2/11	10/14	0/2											
13	BROOKS Brandon			4/7	57.1%	2/3		1/3	1/1												
Totals				21/40	52.5%	6/8	1/1	3/14	11/15	0/2											

Time Out	2
Exclusion with Substitution	3
Exclusion W/Subst after 4 min.	

Match	Possession		EX	Goals (G) / Misses (M)												CT
	#	Time		X		A		FT		5m		PS				
				G	M	G	M	G	M	G	M	G	M			
USA - SRB	37	17:04	2	3	2	6			1	9						
HUN - USA	39	15:52	1	4	5	2	1	1		2	12	1		2		
Total	76	32:56	3	7	7	8	1	1		3	21	1		2		



TEAM ROSTER As of 9 AUG 2008
球队名单 / COMPOSITION DE L'ÉQUIPE

USA - United States

Cap No.	Name	Pos	L/R	Height m/ft in	Weight kg/lbs	Date of Birth	Club	OG / Goals	Int'l. matches played
1	MOSES Merrill	GK	R	1.91 / 6'3"	98 / 216	13 AUG 1977	NEW YORK ATHLETIC CLUB, NEW YORK (USA)		63
2	VARELLAS Peter	D	L	1.91 / 6'3"	86 / 190	2 OCT 1984	OLYMPIC CLUB, SAN FRAN (USA)		172
3	HUDNUT Peter	CB	R	1.96 / 6'5"	102 / 225	16 FEB 1980	LOS ANGELES WP CLUB, LOS ANGELES (USA)		154
4	POWERS Jeffrey	CB	R	2.01 / 6'7"	109 / 240	21 JAN 1980	NEWPORT AQUATICS FOUNDATION, NEW YORK (USA)	1/6	187
5	WRIGHT Adam	D	R	1.91 / 6'3"	88 / 194	4 MAY 1977	NEW YORK ATHLETIC CLUB, NEW YORK (USA)	1/3	188
6	MERLO Rick	D	R	1.91 / 6'3"	98 / 216	5 AUG 1982	NEW YORK ATHLETIC CLUB, NEW YORK (USA)		96
7	BEAUBIEN Layne	D	R	1.98 / 6'6"	100 / 220	4 JUL 1976	NEW YORK ATHLETIC CLUB, NEW YORK (USA)	1/2	242
8	AZEVEDO Tony (C)	D	R	1.85 / 6'1"	91 / 201	21 NOV 1981	NEW YORK ATHLETIC CLUB, NEW YORK (USA)	2/32	369
9	BAILEY Ryan	CF	R	1.98 / 6'6"	111 / 245	28 AUG 1975	NEWPORT AQUATICS FOUNDATION, IRVINE (USA)	2/20	436
10	HUTTEN Tim	CB	R	1.96 / 6'5"	100 / 220	4 JUN 1985	NEWPORT AQUATICS FOUNDATION, IRVINE (USA)		49
11	SMITH Jesse	CB	R	1.93 / 6'4"	105 / 231	27 APR 1983	LOS ANGELES WP CLUB, LOS ANGELES (USA)	1/4	327
12	KRUMPHOLZ James	CF	R	1.91 / 6'3"	93 / 205	22 SEP 1987	LOS ANGELES WP CLUB, LOS ANGELES (USA)		74
13	BROOKS Brandon	GK	R	1.98 / 6'6"	111 / 245	29 APR 1981	LOS ANGELES WP CLUB, LOS ANGELES (USA)	1/0	114

Head Coach SCHROEDER Terry
Assistant Coach LYNN Robert
Team Leader JOST Nikki
Doctor
Physiotherapist SCHROEDER Kenny

Note:
Number of international matches played, include only FINA and Continental Competitions matches (friendly matches not included).

Legend:
(C) Captain **B** Both **CB** Centre Back **CF** Centre Forward **D** Driver
GK Goalkeeper **L** Left **L/R** Handedness **OG** Olympic Games participated in
Pos Playing Position **R** Right



Competition officials WATER POLO

FINA Water Polo Commission

MARTINEZ Guillermo
LONZI Gianni
WHITEHOUSE John

FINA Liaison
Chairman TWPC
Honorary Secretary TWPC

FINA Technical Water Polo Committee

LONZI Gianni
AMINI Khosrow
WHITEHOUSE John
EL ALLAM Farid
TAN Eng Bock
DIATHESSOPOULOS Dimitris

SHARONOV Evgeny
FRADY Bill
BROCHERO Monica
FIROIU Nicolae
BESTIT Luis
MARTINEZ Eugenio

Competition Manager

LI Xiangdong

Referees

HART Michael
TURCOTTE Gaetan
NI Shiwei
RAK Miladen
MOLINER Jaime
BOCK Torsten
ARGYROS Nikolaos
KISZELLY Gabor
CAPUTTI Massimiliano
BRUGULJAN Mario
KLOPPER Hans
ANTSIFEROV Sergey

AUS
CAN
CHN
CRO
ESP
GER
GRE
HUN
ITA
MNE
NED
RUS

CIRIC Mihajlo
CHANEY Aaron
PATELLI Decio
LITTLEJOHN Brian
OSHIMA Akira
BALFANBAYEV Alan
KNIGHTS Stephan
KORYZNA Radoslaw
SIMION Mihai
PINKER Guy
MARGETA Boris
TULGA Ahmet

SRB
USA
BRA
GBR
JPN
KAZ
NZL
POL
ROU
RSA
SLO
TUR

Deck Officials

HOAD Tom
SHAW William

SALOMON Ferenc
TOYGARLI Haluk

Technical Officials (Host Federation)

AO Xiang
CHEN Yu
CHEN Ziliang
DENG Jun
HE Jianguo
LI Biao
LI Shihao
LIN Wenfa
MAO Lingyun

MEI Nan
SHI Chongguang
SUN Hongye
TIAN Chuan
WANG Yaqi
WANG Guang
XIA Xuehai
YAN Yong
ZHONG Haotian



Beijing 2008



Weightlifting

9-19 August

OFFICIAL RESULTS BOOK



Medallists by Bodyweight Category



AFTER 15 OF 15 EVENTS / AS OF 19 AUG 2008

Weightlifting

GO!

Bodyweight Category	Date	Medal	Name	NOC
Women's 48kg	SAT 9 AUG	GOLD	CHEN Xiexia	CHN
		SILVER	OZKAN Sibel	TUR
		BRONZE	CHEN Wei-Ling	TPE
Women's 53kg	SUN 10 AUG	GOLD	JAROENRATTANATARAKOON P.	THA
		SILVER	YOON Jinhee	KOR
		BRONZE	NOVIKAVA Nastassia	BLR
Women's 58kg	MON 11 AUG	GOLD	CHEN Yangqing	CHN
		SILVER	SHAINOVA Marina	RUS
		BRONZE	O Jong Ae	PRK
Women's 63kg	TUE 12 AUG	GOLD	PAK Hyon Suk	PRK
		SILVER	NEKRASSOVA Irina	KAZ
		BRONZE	LU Ying-Chi	TPE
Women's 69kg	WED 13 AUG	GOLD	LIU Chunhong	CHN
		SILVER	SLIVENKO Oxana	RUS
		BRONZE	DAVYDOVA Natalya	UKR
Women's 75kg	FRI 15 AUG	GOLD	CAO Lei	CHN
		SILVER	VAZHENINA Alla	KAZ
		BRONZE	EVSTYUKHINA Nadezda	RUS
Women's +75kg	SAT 16 AUG	GOLD	JANG Miran	KOR
		SILVER	KOROBKA Olha	UKR
		BRONZE	GRABOVETSKAYA Mariya	KAZ
Men's 56kg	SUN 10 AUG	GOLD	LONG Qingquan	CHN
		SILVER	HOANG Anh Tuan	VIE
		BRONZE	IRAWAN Eko Yuli	INA
Men's 62kg	MON 11 AUG	GOLD	ZHANG Xiangxiang	CHN
		SILVER	SALAZAR Diego	COL
		BRONZE	TRIYATNO	INA
Men's 69kg	TUE 12 AUG	GOLD	LIAO Hui	CHN
		SILVER	DABAYA-TIENTCHEU Vencelas	FRA
		BRONZE	MARTIROSYAN Tigran Gevorg	ARM
Men's 77kg	WED 13 AUG	GOLD	SA Jaehyouk	KOR
		SILVER	LI Hongli	CHN
		BRONZE	DAVTYAN Gevorg	ARM
Men's 85kg	FRI 15 AUG	GOLD	LU Yong	CHN
		SILVER	RYBAKOU Andrei	BLR
		BRONZE	MARTIROSYAN Tigran Varban	ARM
Men's 94kg	SUN 17 AUG	GOLD	ILIN Ilya	KAZ
		SILVER	KOLECKI Szymon	POL
		BRONZE	AKKAEV Khadzhimurat	RUS
Men's 105kg	MON 18 AUG	GOLD	ARAMNAU Andrei	BLR
		SILVER	KLOKOV Dmitriy	RUS
		BRONZE	LAPIKOV Dmitry	RUS
Men's +105kg	TUE 19 AUG	GOLD	STEINER Matthias	GER
		SILVER	CHIGISHEV Evgeny	RUS
		BRONZE	SCERBATIHS Viktors	LAT

20:12:47 19 AUG 2008

WL0000000_C93 15.0



MEDAL STANDINGS As of 19 AUG 2008
奖牌榜 / CLASSEMENT DES MÉDAILLES

AFTER 15 OF 15 EVENTS

Rank	NOC	Men				Women				Total				Rank By Total
		G	S	B	Tot	G	S	B	Tot	G	S	B	Tot	
1	CHN - People's Republic of China	4	1		5	4			4	8	1		9	1
2	KOR - Korea	1			1	1	1		2	2	1		3	=4
3	KAZ - Kazakhstan	1			1		2	1	3	1	2	1	4	3
4	BLR - Belarus	1	1		2			1	1	1	1	1	3	=4
5	PRK - DPR Korea					1		1	2	1		1	2	=7
6	GER - Germany	1			1					1			1	=11
6	THA - Thailand					1			1	1			1	=11
8	RUS - Russian Federation		2	2	4		2	1	3		4	3	7	2
9	UKR - Ukraine						1	1	2		1	1	2	=7
10	COL - Colombia		1		1						1		1	=11
10	FRA - France		1		1						1		1	=11
10	POL - Poland		1		1						1		1	=11
10	TUR - Turkey						1		1		1		1	=11
10	VIE - Vietnam		1		1						1		1	=11
15	ARM - Armenia			3	3							3	3	=4
16	INA - Indonesia			2	2							2	2	=7
16	TPE - Chinese Taipei							2	2			2	2	=7
18	LAT - Latvia			1	1							1	1	=11
Total:		8	8	8	24	7	7	7	21	15	15	15	45	

Legend:

G Gold

S Silver

B Bronze

Tot Total

= Equal sign indicates that two or more NOCs share the same rank by total



UNOFFICIAL TEAM CLASSIFICATION

非正式团体排名 / CLASSIFICATION NON-OFFICIELLE DES ÉQUIPES

Rank	NOC Code	Points / Number of Participants							Total
		48 kg	53 kg	58 kg	63 kg	69 kg	75 kg	+75 kg	
1	CHN	7/1		7/1		7/1	7/1		28/4
2	KOR	3/1	5/1		1/1			7/1	16/4
3	KAZ				5/2		5/1	4/1	14/4
3	RUS			5/1	/1	5/1	4/1		14/4
5	THA	2/2	7/1	3/1					12/4
6	PRK			4/1	7/1	/1			11/3
7	UKR					4/1	/1	5/2	9/4
8	TPE	4/1			4/1				8/2
9	BLR		4/1			/1	3/2		7/4
10	TUR	5/2							5/2
11	COL				/1	4/2	/1		4/4
12	CAN	/1			3/1		/1		3/3
12	INA		3/1						3/1
12	SAM							3/1	3/1
15	DOM		2/1						2/1
15	ECU			2/1					2/1
15	EGY					2/1			2/1
15	ESP						2/1		2/1
15	NGR							2/1	2/1
15	USA		1/1		/2			1/1	2/4
15	VIE				2/1				2/1
22	ALB			1/1					1/1
22	JPN	1/2				/1			1/3
22	MEX				/1		1/1		1/2
	ALG				/1				/1
	ARM						/1		/1
	AUS							/1	/1
	BOL				/1				/1
	CHI						/1		/1
	ESA							/1	/1
	FRA	/1							/1
	GBR				/1				/1
	GER		/1						/1
	GRE							/1	/1
	ITA	/1							/1
	MGL				/1				/1
	NCA	/1							/1
	NOR				/1				/1
	PER							/1	/1
	PHI			/1					/1
	PNG		/1						/1
	POL	/1		/2	/1				/4
	PUR			/1					/1
	ROU			/1					/1
	SOL			/1					/1



UNOFFICIAL TEAM CLASSIFICATION

非正式团体排名 / CLASSIFICATION NON-OFFICIELLE DES ÉQUIPES

Rank	NOC Code	Points / Number of Participants							Total
		48 kg	53 kg	58 kg	63 kg	69 kg	75 kg	+75 kg	
	TUN				/1				/1
	VEN		/1		/1	/1			/3
	Total:	14	9	12	20	10	12	11	88

1st place=7 points, 2nd place=5 points, 3rd place=4 points, 4th place=3 points, 5th place=2 points, 6th place=1 point

Note:

First number in cell represents points that participants from NOC got in a bodyweight category; second number in cell represents number of participants from NOC in a bodyweight category. Total represents the total number of participants for that bodyweight category.



UNOFFICIAL TEAM CLASSIFICATION

非正式团体排名 / CLASSIFICATION NON-OFFICIELLE DES ÉQUIPES

Rank	NOC Code	Points / Number of Participants								Total
		56 kg	62 kg	69 kg	77 kg	85 kg	94 kg	105 kg	+105 kg	
1	CHN	7/1	7/1	7/2	5/1	7/1				33/6
2	RUS				2/1		4/2	9/2	5/1	20/6
3	ARM			4/1	4/2	4/2				12/5
3	BLR	/1	/1		/1	5/2		7/1		12/6
3	KAZ				/1	3/1	7/1	2/2		12/5
6	KOR		/1	/1	10/2				/1	10/5
7	CUB	1/1	1/1	3/1	1/1	2/1	1/1			9/6
8	INA	4/1	4/1	/1	/1					8/4
8	POL				/1		5/2	3/2	/1	8/6
10	GER			/1			/1		7/2	7/4
11	FRA			5/1	/1	1/1				6/3
12	COL	/1	5/2	/2		/1				5/6
12	UKR						/1	/2	5/2	5/5
12	VIE	5/1								5/1
15	AZE		/1	2/2		/1	2/1			4/5
15	GEO					/1	3/1	1/1		4/3
15	LAT								4/1	4/1
18	PRK	2/2	/1	1/1						3/4
18	ROU		3/1	/2	/1					3/4
18	TPE	3/2	/1							3/3
21	THA	/1	2/1	/1						2/3
22	IRI						/1	/1	1/1	1/3
	ALB			/1	/1					/2
	ARG				/1					/1
	AUS								/1	/1
	BEL	/1								/1
	BRA			/1						/1
	CAN		/1	/1						/2
	CMR					/1				/1
	COK								/1	/1
	CYP			/1						/1
	CZE							/1		/1
	ECU						/1			/1
	EGY		/1	/1	/1			/1		/4
	ESP						/1			/1
	FIJ				/1					/1
	FIN								/1	/1
	FSM		/1							/1
	GRE						/2	/1		/3
	GUA							/1		/1
	HUN				/1					/1
	ITA	/1		/1				/1		/3
	JPN	/2		/1						/3
	KGZ					/1				/1
	KIR					/1				/1

Igor RAZORONOV(UKR) has been Disqualified due to violation of anti-doping rules.

WLM000000_C76 9.0

Report Created SUN 24 AUG 2008 12:59

Page 1/2



UNOFFICIAL TEAM CLASSIFICATION

非正式团体排名 / CLASSIFICATION NON-OFFICIELLE DES ÉQUIPES

Rank	NOC Code	Points / Number of Participants								Total
		56 kg	62 kg	69 kg	77 kg	85 kg	94 kg	105 kg	+105 kg	
	LTU							/1		/1
	MAS	/1								/1
	MDA	/1		/1	/1		/2			/5
	MON				/1					/1
	MRI						/1			/1
	NEP			/1						/1
	NGR				/1	/1				/2
	NRU								/1	/1
	NZL			/1	/1					/2
	RSA				/1					/1
	SEY					/1				/1
	SRI			/1						/1
	SVK					/1		/1		/2
	SYR							/1		/1
	TGA								/1	/1
	TJK			/1						/1
	TKM		/2							/2
	TUN	/1								/1
	TUR	/1			/1	/1		/1		/4
	TUV			/1						/1
	USA				/1	/1				/2
	UZB				/1	/1				/2
	VEN			/1	/2	/1				/4
	Total:	19	17	30	28	21	18	20	14	167

1st place=7 points, 2nd place=5 points, 3rd place=4 points, 4th place=3 points, 5th place=2 points, 6th place=1 point

Note:

First number in cell represents points that participants from NOC got in a bodyweight category; second number in cell represents number of participants from NOC in a bodyweight category. Total represents the total number of participants for that bodyweight category.

Igor RAZORONOV(UKR) has been Disqualified due to violation of anti-doping rules.



RECORDS BROKEN

破纪录统计表 / RECORDS BATTUS

Bodyweight Category	Record Result		Name	NOC Code	Date of Birth	Date	Record Type		
							WR	OR	JWR
48 kg	Clean & Jerk	117 kg	CHEN Xiexia	CHN	8 JAN 1983	9 AUG		+	
Clean & Jerk records: 1									1
48 kg	Total	212 kg	CHEN Xiexia	CHN	8 JAN 1983	9 AUG		+	
Total records: 1									1
Records in 48 kg									2
53 kg	Clean & Jerk	126 kg	J. Prapawadee	THA	29 MAY 1984	10 AUG		+	
Clean & Jerk records: 1									1
Records in 53 kg									1
58 kg	Clean & Jerk	131 kg	O Jong Ae	PRK	17 JAN 1984	11 AUG		+	
58 kg	Clean & Jerk	132 kg	CHEN Yanqing	CHN	5 APR 1979	11 AUG		+	
58 kg	Clean & Jerk	138 kg	CHEN Yanqing	CHN	5 APR 1979	11 AUG		+	
Clean & Jerk records: 3									3
58 kg	Total	238 kg	CHEN Yanqing	CHN	5 APR 1979	11 AUG		+	
58 kg	Total	244 kg	CHEN Yanqing	CHN	5 APR 1979	11 AUG		+	
Total records: 2									2
Records in 58 kg									5
69 kg	Snatch	125 kg	LIU Chunhong	CHN	29 JAN 1985	13 AUG	+	+	
69 kg	Snatch	128 kg	LIU Chunhong	CHN	29 JAN 1985	13 AUG	+	+	
Snatch records: 2									2
69 kg	Clean & Jerk	158 kg	LIU Chunhong	CHN	29 JAN 1985	13 AUG	+	+	
Clean & Jerk records: 1									1
69 kg	Total	277 kg	LIU Chunhong	CHN	29 JAN 1985	13 AUG	+	+	
69 kg	Total	286 kg	LIU Chunhong	CHN	29 JAN 1985	13 AUG	+	+	
Total records: 2									2
Records in 69 kg									5
75 kg	Snatch	128 kg	CAO Lei	CHN	24 DEC 1983	15 AUG		+	
Snatch records: 1									1
75 kg	Clean & Jerk	154 kg	CAO Lei	CHN	24 DEC 1983	15 AUG		+	
Clean & Jerk records: 1									1
75 kg	Total	275 kg	CAO Lei	CHN	24 DEC 1983	15 AUG		+	
75 kg	Total	282 kg	CAO Lei	CHN	24 DEC 1983	15 AUG		+	
Total records: 2									2
Records in 75 kg									4
+75 kg	Snatch	136 kg	JANG Miran	KOR	9 OCT 1983	16 AUG		+	
+75 kg	Snatch	140 kg	JANG Miran	KOR	9 OCT 1983	16 AUG	+	+	
Snatch records: 2									1
+75 kg	Clean & Jerk	183 kg	JANG Miran	KOR	9 OCT 1983	16 AUG	+	+	
+75 kg	Clean & Jerk	186 kg	JANG Miran	KOR	9 OCT 1983	16 AUG	+	+	
Clean & Jerk records: 2									2
+75 kg	Total	315 kg	JANG Miran	KOR	9 OCT 1983	16 AUG		+	
+75 kg	Total	323 kg	JANG Miran	KOR	9 OCT 1983	16 AUG	+	+	
+75 kg	Total	326 kg	JANG Miran	KOR	9 OCT 1983	16 AUG	+	+	
Total records: 3									2
Records in +75 kg									5
Sum of records: 24							10		24



RECORDS BROKEN

破纪录统计表 / RECORDS BATTUS

Bodyweight Category	Record Result		Name	NOC Code	Date of Birth	Date	Record Type		
							WR	OR	JWR
56 kg	Snatch	132 kg	LONG Qingquan	CHN	3 DEC 1990	10 AUG			+
							Snatch records: 1		
56 kg	Total	288 kg	IRAWAN Eko Yuli	INA	24 JUL 1989	10 AUG			+
56 kg	Total	292 kg	LONG Qingquan	CHN	3 DEC 1990	10 AUG			+
							Total records: 2		
							Records in 56 kg		
							3		
85 kg	Snatch	185 kg	RYBAKOU Andrei	BLR	4 MAR 1982	15 AUG			+
							Snatch records: 1		
85 kg	Total	394 kg	RYBAKOU Andrei	BLR	4 MAR 1982	15 AUG	+	+	
							Total records: 1		
							Records in 85 kg		
							1		
105 kg	Snatch	197 kg	ARAMNAU Andrei	BLR	17 APR 1988	18 AUG			+
105 kg	Snatch	200 kg	ARAMNAU Andrei	BLR	17 APR 1988	18 AUG	+	+	+
							Snatch records: 2		
105 kg	Clean & Jerk	236 kg	ARAMNAU Andrei	BLR	17 APR 1988	18 AUG	+	+	+
							Clean & Jerk records: 1		
105 kg	Total	425 kg	ARAMNAU Andrei	BLR	17 APR 1988	18 AUG			+
105 kg	Total	430 kg	ARAMNAU Andrei	BLR	17 APR 1988	18 AUG			+
105 kg	Total	436 kg	ARAMNAU Andrei	BLR	17 APR 1988	18 AUG	+	+	+
							Total records: 3		
							Records in 105 kg		
							3		
							Sum of records: 11		
							4		
							7		
							8		

Legend:

OR Olympic Record

WR World Record

JWR Junior World Record



COMPETITION OFFICIALS

竞赛官员 / OFFICIELS DE COMPÉTITION

TECHNICAL DELEGATES

1st GROUP COFFA Salvatore (AUS)
2nd GROUP ADAMFI Attila (HUN)

JURY

1st GROUP COFFA Salvatore (AUS) (President)
RIMBOCK Karl-Ernst (GER) HUH Rock (KOR)
MATHE Jozsef (HUN) YANG Binsheng (CHN)
NURIKIAN Norair Aram (BUL) PEYA Katharina (AUT)

2nd GROUP YODBANGTOEY Intarat Maj Gen (THA) (President)
CHALAK Basilio Miguel (ARG) KUOPPALA Taisto Elis Kullervo (FIN)
SANDALOV Yury (RUS) BASKHAIROUN Gamil Hanna (EGY)
ONG Poh Eng (MAS) McVEY Deborah Louise (USA)

3rd GROUP RIMBOCK Karl-Ernst (GER) (President)
HUH Rock (KOR) MATHE Jozsef (HUN)
NURIKIAN Norair Aram (BUL) YANG Binsheng (CHN)
PEYA Katharina (AUT)

REFEREES

BEEKHUIZEN Christian Georges (FRA) RESTREPO William de Jesus (COL)
CANNON Stephen Brian (GBR) SIVOKHIN Ivan (KAZ)
del FRADE Marcelino Alejandro (CUB) TCHOBANIAN Haroutun Garabed (ARM)
JALAYER Parviz (IRI) WIELOGORSKI Zygmunt Jakub (POL)
MATTINGSDAL Per Jostein (NOR) MORETTI Claudia (ITA)
OZKAYA Telat (TUR) ORTIZ Maritza Altagracia (DOM)
PAPADOPOULOS Charalampos (GRE) TARIGAN Pergunan (INA)
PUTSOV Oleksandr (UKR) YU Ying (CHN)

TECHNICAL CONTROLLERS

1st GROUP SANCHEZ Pedro Jose Jaime (AUS) LASSEN Moira Jean (CAN)
2nd GROUP KURLOVICH Alexander (BLR) CHINEN Reiko (JPN)
3rd GROUP JOHANSSON John Benny (SWE) VLAD Nicu (ROU)

DOCTORS

1st GROUP IRANI Mehernoosh Sheriar (GBR) BAROGA Marta-Victoria (ROU)
2nd GROUP HERRICK Richard Thomas (USA) SHAHABI-SHOJAEI Asghar (IRI)

SECRETARIAT

1st GROUP JOHN William Thomas Myrddin (GBR) TALIC Mladan (CAN)
2nd GROUP BARAK Shimon (ISR) TISCHLER Horst Friedrich (SUI)

WEIGH-IN OFFICIALS

1st GROUP SANCHEZ Claudio Jose (ESP) YANG Su-Kuan (TPE)
2nd GROUP EL KAISSI Mohamad (LIB) ALVAREZ Celsa de los Dolores (ESP)



STATISTICS As of 7 AUG 2008
竞赛统计表 / STATISTIQUES

NOC	Men									Women							Total		
	56	62	69	77	85	94	105	+105	Total	48	53	58	63	69	75	+75		Total	
ALB - Albania			1	1					2			1					1	3	
ALG - Algeria												1						1	1
ARG - Argentina				1					1						1			1	2
ARM - Armenia			1	2	2				5						1			1	6
AUS - Australia								1	1							1		1	2
AZE - Azerbaijan		1	2		1	1			5										5
BEL - Belgium	1								1										1
BLR - Belarus	1	1		1	2			1	6		1			1	2			4	10
BOL - Bolivia												1						1	1
BRA - Brazil			1						1										1
CAN - Canada		1	1						2	1			1		1			3	5
CHI - Chile															1			1	1
CHN - China	1	1	2	1	1				6	1		1		1	1			4	10
CMR - Cameroon					1				1										1
COK - Cook Islands								1	1										1
COL - Colombia	1	2	2		1				6			1	2	1				4	10
CUB - Cuba	1	1	1	1	1	1			6										6
CYP - Cyprus			1						1										1
CZE - Czech Republic								1	1										1
DOM - Dominican Republic											1							1	1
ECU - Ecuador						1			1			1						1	2
EGY - Egypt		1	1	1				1	4					1				1	5
ESA - El Salvador																1		1	1
ESP - Spain							1		1						1			1	2
FIJ - Fiji				1					1										1
FIN - Finland									1	1									1
FRA - France			1	1	1				3	1								1	4
FSM - Micronesia		1							1										1
GBR - Great Britain												1						1	1
GEO - Georgia					1	1	1		3										3
GER - Germany			1			1		2	4		1							1	5
GRE - Greece						2	1		3							1		1	4
GUA - Guatemala								1	1										1
HUN - Hungary				1					1										1
INA - Indonesia	1	1	1	1					4		1							1	5
IRI - Iran						1	1	1	3										3
ITA - Italy	1		1				1		3	1								1	4
JPN - Japan	2		1						3	2					1			3	6
KAZ - Kazakhstan				1	1	1	2		5			2			1	1		4	9
KGZ - Kyrgyzstan					1				1										1
KIR - Kiribati					1				1										1
KOR - Korea		1	1	2				1	5	1	1		1			1		4	9
KSA - Saudi Arabia			1						1										1



STATISTICS As of 7 AUG 2008
竞赛统计表 / STATISTIQUES

NOC	Men									Women							Total
	56	62	69	77	85	94	105	+105	Total	48	53	58	63	69	75	+75	
LAT - Latvia								1	1								1
LTU - Lithuania							1		1								1
MAS - Malaysia	1								1								1
MDA - Moldova	1		1	1		2			5								5
MEX - Mexico												1		1			2
MGL - Mongolia												1					1
MON - Monaco				1					1								1
MRI - Mauritius						1			1								1
NCA - Nicaragua										1							1
NEP - Nepal			1						1								1
NGR - Nigeria				1	1				2						1	1	3
NOR - Norway												1					1
NRU - Nauru								1	1								1
NZL - New Zealand			1	1					2								2
PER - Peru															1	1	1
PHI - Philippines												1					1
PNG - Papua New Guinea											1						1
POL - Poland				1		2	2	1	6	1		2	1				4
PRK - DPR Korea	2	1	1						4			1	1	1			3
PUR - Puerto Rico												1					1
QAT - Qatar								1	1								1
ROU - Romania		1	2	1					4			1					1
RSA - South Africa				1					1								1
RUS - Russian Federation				1		2	2	1	6			1	1	1			4
SAM - Samoa															1	1	1
SEY - Seychelles					1				1								1
SOL - Solomon Islands												1					1
SRI - Sri Lanka			1						1								1
SVK - Slovakia					1		1		2								2
SYR - Syria							1		1								1
TGA - Tonga								1	1								1
THA - Thailand	1	1	1						3	2	1	1					4
TJK - Tajikistan			1						1								1
TKM - Turkmenistan		2							2								2
TPE - Chinese Taipei	2	1							3	1		1					2
TUN - Tunisia	1								1			1					1
TUR - Turkey	1			1	1		1		4	2							2
TUV - Tuvalu			1						1								1
UGA - Uganda	1								1								1
UKR - Ukraine						1	2	2	5					1	1	2	4
USA - United States				1	1				2		1	2				1	4
UZB - Uzbekistan				1	1				2								2
VEN - Venezuela			1	2	1				4		1	1	1				3



STATISTICS As of 7 AUG 2008
竞赛统计表 / STATISTIQUES

NOC	Men									Women								Total
	56	62	69	77	85	94	105	+105	Total	48	53	58	63	69	75	+75	Total	
VIE - Vietnam	1								1				1				1	2
Total: 87	20	17	31	28	21	18	20	15	170	14	9	12	20	10	13	11	89	259



BUAA GYMNASIUM
北京航空航天大学体育馆
GYMNASE DE L'UAAB

SAT 星期六 SAM
9 AUG 2008
10:00

WEIGHTLIFTING
举重 / HALTÉROPHILIE

WOMEN'S 48 KG
女子48公斤级 / 48 KG - FEMMES

GROUP A
A组 / GROUPE A



START LIST

秩序单 / LISTE DE DÉPART

Weigh-In Start: 08:00

Bib Number	Lot No	Name	NOC Code	Date of Birth	Entry Total
1	38	KARPINSKA Marzena	POL	19 FEB 1988	183
2	39	TAYLAN Nurcan	TUR	29 OCT 1983	195
3	77	OZKAN Sibel	TUR	3 MAR 1988	200
4	102	BUNPHITHAK Pramsiri	THA	13 JAN 1984	196
5	109	MORENO Karla	NCA	15 MAR 1988	145
6	118	IM Jyounghwa	KOR	7 DEC 1986	197
7	135	PAGLIARO GC	ITA	15 OCT 1988	190
8	162	CHEN Wei-Ling	TPE	4 JAN 1982	190
9	187	DOZOIS-PREVOST M	CAN	11 MAY 1986	163
10	202	LAOSIRIKUL Pensiri	THA	17 JAN 1984	195
11	221	CHEN Xiexia	CHN	8 JAN 1983	210
12	247	OSHIRO Misaki	JPN	22 MAY 1984	180
13	251	MIYAKE Hiromi	JPN	18 NOV 1985	195
14	255	NOEL Melanie	FRA	13 MAY 1986	185

TECHNICAL DELEGATE:	ADAMFI Attila	HUN		
PRESIDENT OF JURY:	COFFA Salvatore	AUS		
MEMBERS OF JURY:	HUH Rock	KOR	RIMBOCK Karl-Ernst	GER
	MATHE Jozsef	HUN	YANG Binsheng	CHN
	NURIKIAN Norair Aram	BUL	PEYA Katharina	AUT
TECHNICAL CONTROLLERS:	SANCHEZ Pedro Jose Jaime	AUS	LASSEN Moira Jean	GBR
DOCTORS:	IRANI Mehernoosh Sheriar	GBR	BAROGA Marta-Victoria	ROU
SECRETARIES:	JOHN William Thomas Myrddin	GBR	TALIC Mladan	CAN
WEIGH-IN OFFICIALS:	SANCHEZ Claudio Jose	ESP	YANG Su-Kuan	TPE



PROTOCOL

竞赛记录表 / PROTOCOLE

Bib No	Lot No	Name	NOC Code	Date of Birth	Entry Total	Body-weight	Snatch				Clean & Jerk				Total
							1	2	3	Result	1	2	3	Result	
1	38	KARPINSKA Marzena	POL	19 FEB 1988	183	47.62	79	82	82	79	92	92	97	92	171
2	39	TAYLAN Nurcan	TUR	29 OCT 1983	195	47.84	84	84	84	---	---	---	---	---	DNF
3	77	OZKAN Sibel	TUR	3 MAR 1988	200	47.80	86	88	88	88	108	108	111	111	199
4	102	BUNPHITHAK Pramsiri	THA	13 JAN 1984	196	47.95	84	84	84	---	---	---	---	---	DNF
5	109	MORENO Karla	NCA	15 MAR 1988	145	47.07	65	65	71	65	83	83	85	85	150
6	118	IM Jyounghwa	KOR	7 DEC 1986	197	47.62	83	86	88	86	106	110	113	110	196
7	135	PAGLIARO Genny Caterina	ITA	15 OCT 1988	190	47.85	82	82	82	---	---	---	---	---	DNF
8	162	CHEN Wei-Ling	TPE	4 JAN 1982	190	47.11	84	87	87	84	108	112	115	112	196
9	187	DOZOIS-PREVOST Marilou	CAN	11 MAY 1986	163	47.75	73	76	78	76	90	90	98	90	166
10	202	LAOSIRIKUL Pensiri	THA	17 JAN 1984	195	47.67	85	85	85	85	110	114	114	110	195
11	221	CHEN Xiexia	CHN	8 JAN 1983	210	47.46	90	93	95	95	113	115	117	117	212
12	247	OSHIRO Misaki	JPN	22 MAY 1984	180	47.62	77	80	80	80	92	98	98	92	172
13	251	MIYAKE Hiromi	JPN	18 NOV 1985	195	47.35	80	82	82	80	105	110	110	105	185
14	255	NOEL Melanie	FRA	13 MAY 1986	185	47.91	75	78	80	80	97	100	100	97	177

New Records:

48 kg Clean & Jerk 117 kg CHEN Xiexia CHN OR
48 kg Total 212 kg CHEN Xiexia CHN OR

TECHNICAL DELEGATE: ADAMFI Attila HUN
PRESIDENT OF JURY: COFFA Salvatore AUS
MEMBERS OF JURY: RIMBOCK Karl-Ernst GER HUH Rock KOR
MATHE Jozsef HUN YANG Binsheng CHN
NURIKIAN Norair Aram BUL PEYA Katharina AUT
CENTRE REFEREE: ORTIZ Maritza Altagracia DOM
REFEREES: PAPADOPOULOS Charalampos GRE CANNON Stephen Brian GBR
RESERVE: JALAYER Parviz IRI
TECHNICAL CONTROLLERS: SANCHEZ Pedro Jose Jaime AUS LASSEN Moira Jean CAN
DOCTORS: IRANI Mehernoosh Sheriar GBR BAROGA Marta-Victoria ROU
SECRETARIES: JOHN William Thomas Myrddin GBR TALIC Mladan CAN
WEIGH-IN OFFICIALS: SANCHEZ Claudio Jose ESP YANG Su-Kuan TPE

SECRETARY

PRESIDENT OF JURY

Legend:
DNF Did Not Finish

OR Olympic Record



RESULTS

比赛成绩 / RÉSULTATS

Rank	Name	NOC Code	Date of Birth	Group	Body-weight	Snatch				Clean & Jerk				Total
						1	2	3	Result	1	2	3	Result	
1	CHEN Xiexia	CHN	8 JAN 1983	A	47.46	90	93	95	95	113	115	117	117	212
2	OZKAN Sibel	TUR	3 MAR 1988	A	47.80	86	88	88	88	108	108	111	111	199
3	CHEN Wei-Ling	TPE	4 JAN 1982	A	47.11	84	87	87	84	108	112	115	112	196
4	IM Jyounghwa	KOR	7 DEC 1986	A	47.62	83	86	88	86	106	110	113	110	196
5	LAOSIRIKUL Pensiri	THA	17 JAN 1984	A	47.67	85	85	85	85	110	114	114	110	195
6	MIYAKE Hiromi	JPN	18 NOV 1985	A	47.35	80	82	82	80	105	110	110	105	185
7	NOEL Melanie	FRA	13 MAY 1986	A	47.91	75	78	80	80	97	100	100	97	177
8	OSHIRO Misaki	JPN	22 MAY 1984	A	47.62	77	80	80	80	92	96	96	92	172
9	KARPINSKA Marzena	POL	19 FEB 1988	A	47.62	79	82	82	79	92	92	97	92	171
10	DOZOIS-PREVOST Marilou	CAN	11 MAY 1986	A	47.75	73	76	78	76	90	90	96	90	166
11	MORENO Karla	NCA	15 MAR 1988	A	47.07	65	65	71	65	83	83	85	85	150
	TAYLAN Nurcan	TUR	29 OCT 1983	A	47.84	84	84	84	---	---	---	---	---	DNF
	BUNPHITHAK Pramsiri	THA	13 JAN 1984	A	47.95	84	84	84	---	---	---	---	---	DNF
	PAGLIARO Genny Caterina	ITA	15 OCT 1988	A	47.85	82	82	82	---	---	---	---	---	DNF

New Records:

48 kg	Clean & Jerk	117 kg	CHEN Xiexia	CHN	OR
48 kg	Total	212 kg	CHEN Xiexia	CHN	OR

Legend:

DNF Did Not Finish

OR Olympic Record



START LIST

秩序单 / LISTE DE DÉPART

Weigh-In Start: 13:30

Bib Number	Lot No	Name	NOC Code	Date of Birth	Entry Total
1	28	TOUA Dika	PNG	23 JUN 1984	195
2	30	NOVIKAVA Nastassia	BLR	16 NOV 1981	217
3	33	CHACON Judith Andrea	VEN	29 JAN 1986	190
4	62	ROACH Melanie	USA	15 DEC 1974	190
5	82	YOON Jinhee	KOR	4 AUG 1986	220
6	144	MARIDALIN Yudelquis	DOM	27 MAR 1986	212
7	203	RUMBEWAS Raema Lisa	INA	10 SEP 1980	215
8	205	JAROENRATTANATARAK	THA	29 MAY 1984	220
9	239	ROHDE Julia	GER	13 MAY 1989	188

TECHNICAL DELEGATE:	COFFA Salvatore	AUS		
PRESIDENT OF JURY:	KUOPPALA Taisto Elis Kullervo	FIN		
MEMBERS OF JURY:	CHALAK Basilio Miguel	ARG	SANDALOV Yury	RUS
	BASKHAIROUN Gamil Hanna	EGY	YODBANGTOEY Intarat Maj Gen	THA
	ONG Poh Eng	MAS	McVEY Deborah Louise	USA
TECHNICAL CONTROLLERS:	JOHANSSON John Benny	SWE	VLAD Nicu	ROU
DOCTORS:	HERRICK Richard Thomas	USA	SHAHABI-SHOJAEI Asghar	IRI
SECRETARIES:	BARAK Shimon	ISR	TISCHLER Horst Friedrich	SUI
WEIGH-IN OFFICIALS:	EL KAISSI Mohamad	LIB	ALVAREZ Celsa de los Dolores	ESP



PROTOCOL

竞赛记录表 / PROTOCOLE

Bib No	Lot No	Name	NOC Code	Date of Birth	Entry Total	Body-weight	Snatch				Clean & Jerk				Total
							1	2	3	Result	1	2	3	Result	
1	28	TOUA Dika	PNG	23 JUN 1984	195	52.53	77	77	80	80	104	108	108	104	184
2	30	NOVIKAVA Nastassia	BLR	16 NOV 1981	217	52.87	92	95	97	95	118	116	118	118	213
3	33	CHACON Judith Andrea	VEN	29 JAN 1986	190	52.96	75	75	80	80	101	106	106	101	181
4	62	ROACH Melanie	USA	15 DEC 1974	190	52.54	79	81	83	83	105	108	110	110	193
5	82	YOON Jinhee	KOR	4 AUG 1986	220	52.72	94	97	97	94	116	118	119	119	213
6	144	MARIDALIN Yudelquis	DOM	27 MAR 1986	212	52.74	89	93	96	93	111	118	120	111	204
7	203	RUMBEWAS Raema Lisa	INA	10 SEP 1980	215	52.95	91	95	95	91	110	115	121	115	206
8	205	J. Prapawadee	THA	29 MAY 1984	220	52.47	92	95	97	95	120	126	130	126	221
9	239	ROHDE Julia	GER	13 MAY 1989	188	52.79	77	80	82	82	99	103	105	103	185

New Records:

53 kg Clean & Jerk 126 kg J. Prapawadee THA OR

TECHNICAL DELEGATE:	COFFA Salvatore	AUS	
PRESIDENT OF JURY:	KUOPPALA Taisto Elis Kullervo	FIN	
MEMBERS OF JURY:	CHALAK Basilio Miguel	ARG	YODBANGTOEY Intarat Maj Gen THA
	SANDALOV Yury	RUS	BASKHAIROUN Gamil Hanna EGY
	ONG Poh Eng	MAS	McVEY Deborah Louise USA
CENTRE REFEREE:	PAPADOPOULOS Charalampos	GRE	
REFEREES:	SIVOKHIN Ivan	KAZ	MORETTI Claudia ITA
RESERVE:	MATTINGSDAL Per Jostein	NOR	
TECHNICAL CONTROLLERS:	JOHANSSON John Benny	SWE	VLAD Nicu ROU
DOCTORS:	HERRICK Richard Thomas	USA	SHAHABI-SHOJAEI Asghar IRI
SECRETARIES:	BARAK Shimon	ISR	TISCHLER Horst Friedrich SUI
WEIGH-IN OFFICIALS:	EL KAISSI Mohamad	LIB	ALVAREZ Celsa de los Dolores ESP

SECRETARY

PRESIDENT OF JURY

Legend:
OR Olympic Record



RESULTS

比赛成绩 / RÉSULTATS

Rank	Name	NOC Code	Date of Birth	Group	Body-weight	Snatch				Clean & Jerk				Total
						1	2	3	Result	1	2	3	Result	
1	J. Prapawadee	THA	29 MAY 1984	A	52.47	92	95	97	95	120	126	130	126	221
2	YOON Jinhee	KOR	4 AUG 1986	A	52.72	94	97	97	94	116	118	119	119	213
3	NOVIKAVA Nastassia	BLR	16 NOV 1981	A	52.87	92	95	97	95	116	116	118	118	213
4	RUMBEWAS Raema Lisa	INA	10 SEP 1980	A	52.95	91	95	95	91	110	115	121	115	206
5	MARIDALIN Yudelquis	DOM	27 MAR 1986	A	52.74	89	93	96	93	111	118	120	111	204
6	ROACH Melanie	USA	15 DEC 1974	A	52.54	79	81	83	83	105	108	110	110	193
7	ROHDE Julia	GER	13 MAY 1989	A	52.79	77	80	82	82	99	103	105	103	185
8	TOUA Dika	PNG	23 JUN 1984	A	52.53	77	77	80	80	104	108	108	104	184
9	CHACON Judith Andrea	VEN	29 JAN 1986	A	52.96	75	75	80	80	101	106	106	101	181

New Records:

53 kg Clean & Jerk 126 kg J. Prapawadee THA OR

Legend:
OR Olympic Record



START LIST

秩序单 / LISTE DE DÉPART

Weigh-In Start: 13:30

Bib Number	Lot No	Name	NOC Code	Date of Birth	Entry Total
1	10	KLEJNOWSKA Aleksandra	POL	17 DEC 1982	221
2	11	BEGAJ Romela	ALB	2 NOV 1986	220
3	20	VEGA Geralee	PUR	22 JUL 1986	208
4	37	GOTFRYD Marieta	POL	11 SEP 1980	210
5	42	COCOS Roxana	ROU	5 JUN 1989	206
6	80	O Jong Ae	PRK	17 JAN 1984	230
7	90	SHAINOVA Marina	RUS	14 MAR 1986	230
8	106	ESCOBAR Alexandra	ECU	17 JUL 1980	225
9	124	CHEN Yanqing	CHN	5 APR 1979	240
10	178	HALE Wendy	SOL	3 NOV 1987	183
11	208	DIAZ Hidilyn	PHI	20 FEB 1991	186
12	225	KAMEAIM Wandee	THA	18 JAN 1978	230

TECHNICAL DELEGATE:

PRESIDENT OF JURY:

MEMBERS OF JURY:

TECHNICAL CONTROLLERS:

DOCTORS:

SECRETARIES:

WEIGH-IN OFFICIALS:

COFFA Salvatore	AUS		
KUOPPALA Taisto Elis Kullervo	FIN		
CHALAK Basilio Miguel	ARG	SANDALOV Yury	RUS
BASKHAIROUN Gamil Hanna	EGY	YODBANGTOEY Intarat Maj Gen	THA
ONG Poh Eng	MAS	McVEY Deborah Louise	USA
SANCHEZ Pedro Jose Jaime	AUS	LASSEN Moira Jean	GBR
HERRICK Richard Thomas	USA	SHAHABI-SHOJAEI Asghar	IRI
BARAK Shimon	ISR	TISCHLER Horst Friedrich	SUI
EL KAISSI Mohamad	LIB	ALVAREZ Celsa de los Dolores	ESP



PROTOCOL

竞赛记录表 / PROTOCOLE

Bib No	Lot No	Name	NOC Code	Date of Birth	Entry Total	Body-weight	Snatch				Clean & Jerk				Total
							1	2	3	Result	1	2	3	Result	
1	10	KLEJNOWSKA Aleksandra	POL	17 DEC 1982	221	57.66	92	92	95	95	120	125	126	120	215
2	11	BEGAJ Romela	ALB	2 NOV 1986	220	57.56	95	98	100	98	110	115	118	118	216
3	20	VEGA Geralee	PUR	22 JUL 1986	208	57.51	90	90	90	90	112	115	116	112	202
4	37	GOTFRYD Marieta	POL	11 SEP 1980	210	57.70	90	95	95	90	105	110	113	110	200
5	42	COCOS Roxana	ROU	5 JUN 1989	206	57.88	82	86	89	89	111	115	115	115	204
6	80	O Jong Ae	PRK	17 JAN 1984	230	57.15	95	98	98	95	125	131	131	131	226
7	90	SHAINOVA Marina	RUS	14 MAR 1986	230	57.93	95	98	98	98	125	128	129	129	227
8	106	ESCOBAR Alexandra	ECU	17 JUL 1980	225	57.82	96	96	99	99	120	124	127	124	223
9	124	CHEN Yanqing	CHN	5 APR 1979	240	57.66	100	103	106	106	130	132	138	138	244
10	178	HALE Wendy	SOL	3 NOV 1987	183	57.15	74	78	82	78	95	100	100	95	173
11	208	DIAZ Hidilyn	PHI	20 FEB 1991	186	56.28	80	85	90	85	102	102	107	107	192
12	225	KAMEAIM Wandee	THA	18 JAN 1978	230	57.25	95	98	100	98	125	128	129	128	226

New Records:

58 kg	Clean & Jerk	131 kg	O Jong Ae	PRK	OR
58 kg	Clean & Jerk	132 kg	CHEN Yanqing	CHN	OR
58 kg	Clean & Jerk	138 kg	CHEN Yanqing	CHN	OR
58 kg	Total	238 kg	CHEN Yanqing	CHN	OR
58 kg	Total	244 kg	CHEN Yanqing	CHN	OR

TECHNICAL DELEGATE:	COFFA Salvatore	AUS		
PRESIDENT OF JURY:	KUOPPALA Taisto Elis Kullervo	FIN		
MEMBERS OF JURY:	CHALAK Basilio Miguel	ARG	YODBANGTOEY Intarat Maj Gen	THA
	SANDALOV Yury	RUS	BASKHAIROUN Gamil Hanna	EGY
	ONG Poh Eng	MAS	McVEY Deborah Louise	USA
CENTRE REFEREE:	TARIGAN Pergunan	INA		
REFEREES:	JALAYER Parviz	IRI	TCHOBANIAN Haroutun Garabed	ARM
RESERVE:	OZKAYA Telat	TUR		
TECHNICAL CONTROLLERS:	SANCHEZ Pedro Jose Jaime	AUS	LASSEN Moira Jean	CAN
DOCTORS:	HERRICK Richard Thomas	USA	SHAHABI-SHOJAEI Asghar	IRI
SECRETARIES:	BARAK Shimon	ISR	TISCHLER Horst Friedrich	SUI
WEIGH-IN OFFICIALS:	EL KAISSI Mohamad	LIB	ALVAREZ Celsa de los Dolores	ESP

SECRETARY

PRESIDENT OF JURY

Legend:
OR Olympic Record



RESULTS

比赛成绩 / RÉSULTATS

Rank	Name	NOC Code	Date of Birth	Group	Body-weight	Snatch				Clean & Jerk				Total
						1	2	3	Result	1	2	3	Result	
1	CHEN Yanqing	CHN	5 APR 1979	A	57.66	100	103	106	106	130	132	138	138	244
2	SHAINOVA Marina	RUS	14 MAR 1986	A	57.93	95	98	98	98	125	128	129	129	227
3	O Jong Ae	PRK	17 JAN 1984	A	57.15	95	98	98	95	125	131	131	131	226
4	KAMEAIM Wandee	THA	18 JAN 1978	A	57.25	95	98	100	98	125	128	129	128	226
5	ESCOBAR Alexandra	ECU	17 JUL 1980	A	57.82	98	96	99	99	120	124	127	124	223
6	BEGAJ Romela	ALB	2 NOV 1986	A	57.56	95	98	100	98	110	115	118	118	216
7	KLEJNOWSKA Aleksandra	POL	17 DEC 1982	A	57.66	92	92	95	95	120	125	126	120	215
8	COCOS Roxana	ROU	5 JUN 1989	A	57.88	82	86	89	89	111	115	115	115	204
9	VEGA Geralee	PUR	22 JUL 1986	A	57.51	90	90	90	90	112	115	116	112	202
10	GOTFRYD Marieta	POL	11 SEP 1980	A	57.70	90	95	95	90	105	110	113	110	200
11	DIAZ Hidilyn	PHI	20 FEB 1991	A	56.28	80	85	90	85	102	102	107	107	192
12	HALE Wendy	SOL	3 NOV 1987	A	57.15	74	78	82	78	95	100	100	95	173

New Records:

58 kg	Clean & Jerk	131 kg	O Jong Ae	PRK	OR
58 kg	Clean & Jerk	132 kg	CHEN Yanqing	CHN	OR
58 kg	Clean & Jerk	138 kg	CHEN Yanqing	CHN	OR
58 kg	Total	238 kg	CHEN Yanqing	CHN	OR
58 kg	Total	244 kg	CHEN Yanqing	CHN	OR

Legend:

OR Olympic Record



START LIST

秩序单 / LISTE DE DÉPART

Weigh-In Start: 10:30

Bib Number	Lot No	Name	NOC Code	Date of Birth	Entry Total
1	83	LASSOUANI LF	ALG	29 JUL 1977	210
2	123	ACOSTA Luz Mercedes	MEX	22 DEC 1980	220
3	125	NAMKHAIDORJ Bayarmaa	MGL	1 JUN 1978	223
4	130	OURFELLI Hanene	TUN	8 JAN 1986	190
5	146	GUMP Carissa	USA	24 AUG 1983	208
6	151	MONASTERIO MT	BOL	15 OCT 1969	135
7	155	BREEZE Michaela	GBR	17 MAY 1979	150
8	163	WOOLFOLK Natalie	USA	7 NOV 1983	208
9	219	MISTERSKA-ZASOWSKA	POL	20 JUL 1979	222
10	242	VILLASMIL Solenny	VEN	12 MAY 1981	220

TECHNICAL DELEGATE:

PRESIDENT OF JURY:

MEMBERS OF JURY:

TECHNICAL CONTROLLERS:

DOCTORS:

SECRETARIES:

WEIGH-IN OFFICIALS:

COFFA Salvatore	AUS		
KUOPPALA Taisto Elis Kullervo	FIN		
CHALAK Basilio Miguel	ARG	SANDALOV Yury	RUS
BASKHAIROUN Gamil Hanna	EGY	YODBANGTOEY Intarat Maj Gen	THA
ONG Poh Eng	MAS	McVEY Deborah Louise	USA
KURLOVICH Alexander	BLR	CHINEN Reiko	JPN
HERRICK Richard Thomas	USA	SHAHABI-SHOJAEI Asghar	IRI
BARAK Shimon	ISR	TISCHLER Horst Friedrich	SUI
EL KAISSI Mohamad	LIB	ALVAREZ Celsa de los Dolores	ESP



START LIST

秩序单 / LISTE DE DÉPART

Weigh-In Start: 13:30

Bib Number	Lot No	Name	NOC Code	Date of Birth	Entry Total
1	12	TSARUKAEVA Svetlana	RUS	25 DEC 1987	240
2	45	MANEZA Maya	KAZ	1 NOV 1985	241
3	68	KASIRYE Ruth	NOR	10 JUN 1982	230
4	154	LU Ying-Chi	TPE	6 APR 1985	236
5	171	NEKRASSOVA Irina	KAZ	1 MAR 1988	241
6	172	GIRARD Christine	CAN	3 JAN 1985	231
7	174	NGUYEN Thi Thiet	VIE	27 OCT 1984	225
8	175	PAK Hyon Suk	PRK	4 AUG 1985	240
9	212	PEREZ Mercedes Isabel	COL	7 AUG 1997	225
10	249	KIM Sookyung	KOR	6 AUG 1985	235

TECHNICAL DELEGATE:

PRESIDENT OF JURY:

MEMBERS OF JURY:

TECHNICAL CONTROLLERS:

DOCTORS:

SECRETARIES:

WEIGH-IN OFFICIALS:

ADAMFI Attila	HUN		
COFFA Salvatore	AUS		
HUH Rock	KOR	RIMBOCK Karl-Ernst	GER
MATHE Jozsef	HUN	YANG Binsheng	CHN
NURIKIAN Norair Aram	BUL	PEYA Katharina	AUT
JOHANSSON John Benny	SWE	VLAD Nicu	ROU
IRANI Mehernoosh Sheriar	GBR	BAROGA Marta-Victoria	ROU
JOHN William Thomas Myrddin	GBR	TALIC Mladan	CAN
SANCHEZ Claudio Jose	ESP	YANG Su-Kuan	TPE



PROTOCOL

竞赛记录表 / PROTOCOLE

Bib No	Lot No	Name	NOC Code	Date of Birth	Entry Total	Body-weight	Snatch				Clean & Jerk				Total
							1	2	3	Result	1	2	3	Result	
1	83	LASSOUANI Leila Francoise	ALG	29 JUL 1977	210	62.28	85	90	90	85	110	110	110	---	DNF
2	123	ACOSTA Luz Mercedes	MEX	22 DEC 1980	220	62.84	100	103	103	103	120	125	125	120	223
3	125	NAMKHAIDORJ Bayarmaa	MGL	1 JUN 1978	223	62.50	90	95	95	90	118	121	123	123	213
4	130	OURFELLI Hanene	TUN	8 JAN 1986	190	62.38	80	85	88	80	95	100	100	95	175
5	146	GUMP Carissa	USA	24 AUG 1983	208	62.20	85	85	88	88	110	116	121	116	204
6	151	MONASTERIO Maria Teresa	BOL	15 OCT 1969	135	62.96	60	63	65	63	75	78	80	78	141
7	155	BREEZE Michaela	GBR	17 MAY 1979	150	61.55	80	85	---	85	80	90	100	100	185
8	163	WOOLFOLK Natalie	USA	7 NOV 1983	208	62.72	93	97	101	97	107	111	114	114	211
9	219	MISTERSKA-ZASOWSKA D.	POL	20 JUL 1979	222	62.60	92	94	95	94	115	117	117	117	211
10	242	VILLASMIL Solenny	VEN	12 MAY 1981	220	62.60	90	95	95	90	115	115	115	115	205

TECHNICAL DELEGATE:	COFFA Salvatore	AUS		
PRESIDENT OF JURY:	KUOPPALA Taisto Elis Kullervo	FIN		
MEMBERS OF JURY:	CHALAK Basilio Miguel	ARG	YODBANGTOEY Intarat Maj Gen	THA
	SANDALOV Yury	RUS	BASKHAIRON Gamil Hanna	EGY
	ONG Poh Eng	MAS	McVEY Deborah Louise	USA
CENTRE REFEREE:	SIVOKHIN Ivan	KAZ		
REFEREES:	TARIGAN Pergunan	INA	MATTINGSDAL Per Jostein	NOR
RESERVE:	PAPADOPOULOS Charalampos	GRE		
TECHNICAL CONTROLLERS:	KURLOVICH Alexander	BLR	CHINEN Reiko	JPN
DOCTORS:	HERRICK Richard Thomas	USA	SHAHABI-SHOJAEI Asghar	IRI
SECRETARIES:	BARAK Shimon	ISR	TISCHLER Horst Friedrich	SUI
WEIGH-IN OFFICIALS:	EL KAISSI Mohamad	LIB	ALVAREZ Celsa de los Dolores	ESP

SECRETARY

PRESIDENT OF JURY

Legend:
DNF Did Not Finish



PROTOCOL

竞赛记录表 / PROTOCOLE

Bib No	Lot No	Name	NOC Code	Date of Birth	Entry Total	Body-weight	Snatch				Clean & Jerk				Total
							1	2	3	Result	1	2	3	Result	
1	12	TSARUKAEVA Svetlana	RUS	25 DEC 1987	240	62.37	107	107	107	---	---	---	---	---	DNF
2	45	MANEZA Maya	KAZ	1 NOV 1985	241	62.12	---	---	---	---	---	---	---	---	DNS
3	68	KASIRYE Ruth	NOR	10 JUN 1982	230	62.62	99	103	105	103	121	125	125	121	224
4	154	LU Ying-Chi	TPE	6 APR 1985	236	62.46	98	102	104	104	127	130	130	127	231
5	171	NEKRASSOVA Irina	KAZ	1 MAR 1988	241	62.86	105	110	112	110	130	135	135	130	240
6	172	GIRARD Christine	CAN	3 JAN 1985	231	62.44	96	99	102	102	126	130	130	126	228
7	174	NGUYEN Thi Thiet	VIE	27 OCT 1984	225	62.49	98	100	102	100	120	125	127	125	225
8	175	PAK Hyon Suk	PRK	4 AUG 1985	240	61.80	102	106	108	106	135	135	135	135	241
9	212	PEREZ Mercedes Isabel	COL	7 AUG 1987	225	62.48	93	97	100	97	120	126	126	120	217
10	249	KIM Sookyung	KOR	6 AUG 1985	235	62.74	98	102	103	98	127	134	134	127	225

TECHNICAL DELEGATE:	ADAMFI Attila	HUN	
PRESIDENT OF JURY:	COFFA Salvatore	AUS	
MEMBERS OF JURY:	RIMBOCK Karl-Ernst	GER	HUH Rock
	MATHE Jozsef	HUN	YANG Binsheng
	NURIKIAN Norair Aram	BUL	PEYA Katharina
CENTRE REFEREE:	CANNON Stephen Brian	GBR	
REFEREES:	ORTIZ Maritza Altagracia	DOM	del FRADE Marcelino Alejandro
RESERVE:	BEEKHUIZEN Christian Georges	FRA	
TECHNICAL CONTROLLERS:	JOHANSSON John Benny	SWE	VLAD Nicu
DOCTORS:	IRANI Mehernoosh Sheriar	GBR	BAROGA Marta-Victoria
SECRETARIES:	JOHN William Thomas Myrddin	GBR	TALIC Mladan
WEIGH-IN OFFICIALS:	SANCHEZ Claudio Jose	ESP	YANG Su-Kuan
			KOR
			CHN
			AUT
			CUB
			ROU
			ROU
			CAN
			TPE

SECRETARY

PRESIDENT OF JURY

Legend:
DNF Did Not Finish

DNS Did Not Start



RESULTS

比赛成绩 / RÉSULTATS

Rank	Name	NOC Code	Date of Birth	Group	Body-weight	Snatch				Clean & Jerk				Total
						1	2	3	Result	1	2	3	Result	
1	PAK Hyon Suk	PRK	4 AUG 1985	A	61.80	102	106	108	106	135	135	135	135	241
2	NEKRASSOVA Irina	KAZ	1 MAR 1988	A	62.86	105	110	112	110	130	135	135	130	240
3	LU Ying-Chi	TPE	6 APR 1985	A	62.46	98	102	104	104	127	130	130	127	231
4	GIRARD Christine	CAN	3 JAN 1985	A	62.44	96	99	102	102	126	130	130	126	228
5	NGUYEN Thi Thiet	VIE	27 OCT 1984	A	62.49	98	100	102	100	120	125	127	125	225
6	KIM Sookyung	KOR	6 AUG 1985	A	62.74	98	102	103	98	127	134	134	127	225
7	KASIRYE Ruth	NOR	10 JUN 1982	A	62.62	99	103	105	103	121	125	125	121	224
8	ACOSTA Luz Mercedes	MEX	22 DEC 1980	B	62.84	100	103	103	103	120	125	125	120	223
9	PEREZ Mercedes Isabel	COL	7 AUG 1987	A	62.48	93	97	100	97	120	126	126	120	217
10	NAMKHAIDORJ Bayarmaa	MGL	1 JUN 1978	B	62.50	90	95	95	90	118	121	123	123	213
11	MISTERSKA-ZASOWSKA D.	POL	20 JUL 1979	B	62.60	92	94	95	94	115	117	117	117	211
12	WOOLFOLK Natalie	USA	7 NOV 1983	B	62.72	93	97	101	97	107	111	114	114	211
13	VILLASMIL Solenny	VEN	12 MAY 1981	B	62.60	90	95	95	90	115	115	115	115	205
14	GUMP Carissa	USA	24 AUG 1983	B	62.20	85	85	88	88	116	116	121	116	204
15	BREEZE Michaela	GBR	17 MAY 1979	B	61.55	80	85	---	85	80	90	100	100	185
16	OURFELLI Hanene	TUN	8 JAN 1986	B	62.38	80	85	88	80	95	100	106	95	175
17	MONASTERIO Maria Teresa	BOL	15 OCT 1969	B	62.96	60	63	65	63	75	78	80	78	141
	MANEZA Maya	KAZ	1 NOV 1985	A	62.12	---	---	---	---	---	---	---	---	DNS
	TSARUKAEVA Svetlana	RUS	25 DEC 1987	A	62.37	107	107	107	---	---	---	---	---	DNF
	LASSOUANI Leila Francoise	ALG	29 JUL 1977	B	62.28	85	90	90	85	110	110	110	---	DNF

Legend:

DNF Did Not Finish

DNS Did Not Start



START LIST

秩序单 / LISTE DE DÉPART

Weigh-In Start: 13:30

Bib Number	Lot No	Name	NOC Code	Date of Birth	Entry Total
1	9	SLIVENKO Oxana	RUS	20 DEC 1986	250
2	16	SAITO Rika	JPN	23 MAY 1983	210
3	35	JIMENEZ Iriner Tahima	VEN	24 FEB 1988	222
4	84	MEDINA Tulia Angela	COL	18 MAR 1983	232
5	191	DAVYDOVA Natalya	UKR	22 JUL 1985	255
6	194	LIU Chunhong	CHN	29 JAN 1985	265
7	213	HONG Yong Ok	PRK	19 AUG 1986	240
8	215	BATSIUSHKA Hanna	BLR	24 OCT 1981	240
9	238	KHALIL Abir	EGY	13 JUN 1992	240
10	252	SOLIS Leidy	COL	17 FEB 1990	232

TECHNICAL DELEGATE:

PRESIDENT OF JURY:

MEMBERS OF JURY:

TECHNICAL CONTROLLERS:

DOCTORS:

SECRETARIES:

WEIGH-IN OFFICIALS:

ADAMFI Attila	HUN		
COFFA Salvatore	AUS		
HUH Rock	KOR	RIMBOCK Karl-Ernst	GER
MATHE Jozsef	HUN	YANG Binsheng	CHN
NURIKIAN Norair Aram	BUL	PEYA Katharina	AUT
SANCHEZ Pedro Jose Jaime	AUS	LASSEN Moira Jean	GBR
IRANI Mehernoosh Sheriar	GBR	BAROGA Marta-Victoria	ROU
JOHN William Thomas Myrddin	GBR	TALIC Mladan	CAN
SANCHEZ Claudio Jose	ESP	YANG Su-Kuan	TPE



PROTOCOL

竞赛记录表 / PROTOCOLE

Bib No	Lot No	Name	NOC Code	Date of Birth	Entry Total	Body-weight	Snatch				Clean & Jerk				Total
							1	2	3	Result	1	2	3	Result	
1	9	SLIVENKO Oxana	RUS	20 DEC 1986	250	68.47	110	115	115	115	136	140	---	140	255
2	16	SAITO Rika	JPN	23 MAY 1983	210	68.65	87	87	90	87	115	120	122	122	209
3	35	JIMENEZ Iriner Tahima	VEN	24 FEB 1988	222	65.33	87	90	93	90	120	120	120	---	DNF
4	84	MEDINA Tulia Angela	COL	18 MAR 1983	232	68.63	100	104	106	106	120	124	124	124	230
5	191	DAVYDOVA Natalya	UKR	22 JUL 1985	255	68.63	110	113	115	115	130	133	135	135	250
6	194	LIU Chunhong	CHN	29 JAN 1985	265	68.87	120	125	128	128	145	149	158	158	286
7	213	HONG Yong Ok	PRK	19 AUG 1986	240	68.07	103	103	103	---	---	---	---	---	DNF
8	215	BATSIUSHKA Hanna	BLR	24 OCT 1981	240	68.65	105	110	110	105	120	126	126	120	225
9	238	KHALIL Abir	EGY	13 JUN 1992	240	69.00	100	105	105	105	133	133	136	133	238
10	252	SOLIS Leidy	COL	17 FEB 1990	232	67.54	99	103	105	105	125	132	135	135	240

New Records:

69 kg	Snatch	125 kg	LIU Chunhong	CHN	WR OR
69 kg	Snatch	128 kg	LIU Chunhong	CHN	WR OR
69 kg	Clean & Jerk	158 kg	LIU Chunhong	CHN	WR OR
69 kg	Total	277 kg	LIU Chunhong	CHN	WR OR
69 kg	Total	286 kg	LIU Chunhong	CHN	WR OR

TECHNICAL DELEGATE:	ADAMFI Attila	HUN		
PRESIDENT OF JURY:	RIMBOCK Karl-Ernst	GER		
MEMBERS OF JURY:	COFFA Salvatore	AUS	HUH Rock	KOR
	MATHE Jozsef	HUN	YANG Binsheng	CHN
	NURIKIAN Norair Aram	BUL	PEYA Katharina	AUT
CENTRE REFEREE:	del FRADE Marcelino Alejandro	CUB		
REFEREES:	ORTIZ Maritza Altagracia	DOM	BEEKHUIZEN Christian Georges	FRA
RESERVE:	CANNON Stephen Brian	GBR		
TECHNICAL CONTROLLERS:	SANCHEZ Pedro Jose Jaime	AUS	LASSEN Moira Jean	CAN
DOCTORS:	IRANI Mehernoosh Sheriar	GBR	BAROGA Marta-Victoria	ROU
SECRETARIES:	JOHN William Thomas Myrddin	GBR	TALIC Mladan	CAN
WEIGH-IN OFFICIALS:	SANCHEZ Claudio Jose	ESP	YANG Su-Kuan	TPE

SECRETARY

PRESIDENT OF JURY

Legend:

DNF Did Not Finish

OR Olympic Record

WR World Record



RESULTS

比赛成绩 / RÉSULTATS

Rank	Name	NOC Code	Date of Birth	Group	Body-weight	Snatch				Clean & Jerk				Total
						1	2	3	Result	1	2	3	Result	
1	LIU Chunhong	CHN	29 JAN 1985	A	68.87	120	125	128	128	145	149	158	158	286
2	SLIVENKO Oxana	RUS	20 DEC 1986	A	68.47	110	115	115	115	136	140	---	140	255
3	DAVYDOVA Natalya	UKR	22 JUL 1985	A	68.63	110	113	115	115	130	133	135	135	250
4	SOLIS Leidy	COL	17 FEB 1990	A	67.54	99	103	105	105	125	132	135	135	240
5	KHALIL Abir	EGY	13 JUN 1992	A	69.00	100	105	105	105	133	133	136	133	238
6	MEDINA Tulia Angela	COL	18 MAR 1983	A	68.63	100	104	106	106	120	124	124	124	230
7	BATSIUSHKA Hanna	BLR	24 OCT 1981	A	68.65	105	110	110	105	120	126	126	120	225
8	SAITO Rika	JPN	23 MAY 1983	A	68.65	87	87	90	87	115	120	122	122	209
	JIMENEZ Iriner Tahima	VEN	24 FEB 1988	A	65.33	87	90	93	90	120	120	120	---	DNF
	HONG Yong Ok	PRK	19 AUG 1986	A	68.07	103	103	103	---	---	---	---	---	DNF

New Records:

69 kg	Snatch	125 kg	LIU Chunhong	CHN	WR OR
69 kg	Snatch	128 kg	LIU Chunhong	CHN	WR OR
69 kg	Clean & Jerk	158 kg	LIU Chunhong	CHN	WR OR
69 kg	Total	277 kg	LIU Chunhong	CHN	WR OR
69 kg	Total	286 kg	LIU Chunhong	CHN	WR OR

Legend:

DNF Did Not Finish

OR Olympic Record

WR World Record



START LIST

秩序单 / LISTE DE DÉPART

Weigh-In Start: 13:30

Bib Number	Lot No	Name	NOC Code	Date of Birth	Entry Total
1	6	VAZHENINA Alla	KAZ	29 MAY 1983	271
2	13	EVSTYUKHINA Nadezda	RUS	27 MAY 1988	260
3	25	VALENTIN Lidia	ESP	9 FEB 1985	255
4	31	KOPPEL Nora	ARG	19 MAY 1972	260
5	75	CAO Lei	CHN	24 DEC 1983	270
6	107	NOVAKOVICH Yuliya	BLR	6 MAY 1989	235
7	111	VALOYES Ubaldina	COL	6 JUL 1982	250
8	129	KHURSHUDYAN Hripsime	ARM	27 JUL 1987	240
9	179	AGUIRRE Damaris	MEX	25 JUL 1977	240
10	201	POBLETE Elizabeth	CHI	28 SEP 1987	200
11	214	LASSEN Jeane	CAN	26 SEP 1980	240
12	217	MYRONYUK Nadiya	UKR	25 MAR 1984	240
13	254	KULESHA Iryna	BLR	26 JUN 1986	245

TECHNICAL DELEGATE:	COFFA Salvatore	AUS		
PRESIDENT OF JURY:	KUOPPALA Taisto Elis Kullervo	FIN		
MEMBERS OF JURY:	CHALAK Basilio Miguel	ARG	SANDALOV Yury	RUS
	BASKHAIROUN Gamil Hanna	EGY	YODBANGTOEY Intarat Maj Gen	THA
	ONG Poh Eng	MAS	McVEY Deborah Louise	USA
TECHNICAL CONTROLLERS:	KURLOVICH Alexander	BLR	CHINEN Reiko	JPN
DOCTORS:	HERRICK Richard Thomas	USA	SHAHABI-SHOJAEI Asghar	IRI
SECRETARIES:	BARAK Shimon	ISR	TISCHLER Horst Friedrich	SUI
WEIGH-IN OFFICIALS:	EL KAISSI Mohamad	LIB	ALVAREZ Celsa de los Dolores	ESP



PROTOCOL

竞赛记录表 / PROTOCOLE

Bib No	Lot No	Name	NOC Code	Date of Birth	Entry Total	Body-weight	Snatch				Clean & Jerk				Total
							1	2	3	Result	1	2	3	Result	
1	6	VAZHENINA Alla	KAZ	29 MAY 1983	271	73.88	115	115	119	119	141	145	147	147	266
2	13	EVSTYUKHINA Nadezda	RUS	27 MAY 1988	260	73.33	112	117	117	117	138	143	147	147	264
3	25	VALENTIN Lidia	ESP	9 FEB 1985	255	74.42	110	110	115	115	130	135	138	135	250
4	75	CAO Lei	CHN	24 DEC 1983	270	73.16	120	125	128	128	147	154	159	154	282
5	107	NOVAKOVICH Yuliya	BLR	6 MAY 1989	235	74.19	105	110	110	110	115	122	127	127	237
6	111	VALOYES Ubaldina	COL	6 JUL 1982	250	73.30	105	110	110	110	130	134	138	134	244
7	129	KHURSHUDYAN Hripsime	ARM	27 JUL 1987	240	74.74	100	105	110	105	125	130	130	130	235
8	179	AGUIRRE Damaris	MEX	25 JUL 1977	240	74.82	103	106	109	109	130	135	136	136	245
9	201	POBLETE Elizabeth	CHI	28 SEP 1987	200	74.43	86	91	93	91	106	111	111	106	197
10	214	LASSEN Jeane	CAN	26 SEP 1980	240	74.42	105	105	110	105	130	135	140	135	240
11	217	MYRONYUK Nadiya	UKR	25 MAR 1984	240	74.11	102	105	105	105	125	127	132	132	237
12	254	KULESHA Iryna	BLR	26 JUN 1986	245	74.78	112	116	118	118	128	133	137	137	255

New Records:

75 kg	Snatch	128 kg	CAO Lei	CHN	OR
75 kg	Clean & Jerk	154 kg	CAO Lei	CHN	OR
75 kg	Total	275 kg	CAO Lei	CHN	OR
75 kg	Total	282 kg	CAO Lei	CHN	OR

TECHNICAL DELEGATE:	COFFA Salvatore	AUS		
PRESIDENT OF JURY:	KUOPPALA Taisto Elis Kullervo	FIN		
MEMBERS OF JURY:	CHALAK Basilio Miguel	ARG	YODBANGTOEY Intarat Maj Gen	THA
	SANDALOV Yury	RUS	BASKHAIROUN Gamil Hanna	EGY
	ONG Poh Eng	MAS	McVEY Deborah Louise	USA
CENTRE REFEREE:	TARIGAN Pergunan	INA		
REFEREES:	YU Ying	CHN	PAPADOPOULOS Charalampos	GRE
RESERVE:	MATTINGSDAL Per Jostein	NOR		
TECHNICAL CONTROLLERS:	KURLOVICH Alexander	BLR	CHINEN Reiko	JPN
DOCTORS:	HERRICK Richard Thomas	USA	SHAHABI-SHOJAEI Asghar	IRI
SECRETARIES:	BARAK Shimon	ISR	TISCHLER Horst Friedrich	SUI
WEIGH-IN OFFICIALS:	EL KAISSI Mohamad	LIB	ALVAREZ Celsa de los Dolores	ESP

SECRETARY

PRESIDENT OF JURY

Legend:
OR Olympic Record



RESULTS

比赛成绩 / RÉSULTATS

Rank	Name	NOC Code	Date of Birth	Group	Body-weight	Snatch				Clean & Jerk				Total
						1	2	3	Result	1	2	3	Result	
1	CAO Lei	CHN	24 DEC 1983	A	73.16	120	125	128	128	147	154	159	154	282
2	VAZHENINA Alla	KAZ	29 MAY 1983	A	73.88	115	115	119	119	141	145	147	147	266
3	EVSTYUKHINA Nadezda	RUS	27 MAY 1988	A	73.33	112	117	117	117	138	143	147	147	264
4	KULESHA Iryna	BLR	26 JUN 1986	A	74.78	112	116	118	118	128	133	137	137	255
5	VALENTIN Lidia	ESP	9 FEB 1985	A	74.42	110	110	115	115	130	135	138	135	250
6	AGUIRRE Damaris	MEX	25 JUL 1977	A	74.82	103	106	109	109	130	135	136	136	245
7	VALOYES Ubaldina	COL	6 JUL 1982	A	73.30	105	110	110	110	130	134	138	134	244
8	LASSEN Jeane	CAN	26 SEP 1980	A	74.42	105	105	110	105	130	135	140	135	240
9	MYRONYUK Nadiya	UKR	25 MAR 1984	A	74.11	102	105	105	105	125	127	132	132	237
10	NOVAKOVICH Yuliya	BLR	6 MAY 1989	A	74.19	105	110	110	110	115	122	127	127	237
11	KHURSHUDYAN Hripsime	ARM	27 JUL 1987	A	74.74	100	105	110	105	125	130	130	130	235
12	POBLETE Elizabeth	CHI	28 SEP 1987	A	74.43	86	91	93	91	106	111	111	106	197

New Records:

75 kg	Snatch	128 kg	CAO Lei	CHN	OR
75 kg	Clean & Jerk	154 kg	CAO Lei	CHN	OR
75 kg	Total	275 kg	CAO Lei	CHN	OR
75 kg	Total	282 kg	CAO Lei	CHN	OR

Legend:

OR Olympic Record



START LIST

秩序单 / LISTE DE DÉPART

Weigh-In Start: 17:00

Bib Number	Lot No	Name	NOC Code	Date of Birth	Entry Total
1	40	MAVRIDOU Victoria	GRE	8 JUL 1991	230
2	47	OPELOGE Ele	SAM	11 JUL 1985	270
3	61	CORNEJO Cristina	PER	9 JUN 1985	220
4	96	JANG Miran	KOR	9 OCT 1983	305
5	100	HAWORTH Cheryl	USA	19 APR 1983	253
6	101	USMAN Mariam	NGR	9 NOV 1990	265
7	105	DOVHAL Yuliya	UKR	2 JUN 1983	265
8	108	KOROBKA Olha	UKR	7 DEC 1985	285
9	120	DIMAS Eva	ESA	18 MAR 1973	230
10	200	LOVELY Deborah	AUS	20 JUN 1983	240
11	228	GRABOVETSKAYA Mariya	KAZ	10 APR 1987	265

TECHNICAL DELEGATE:	COFFA Salvatore	AUS		
PRESIDENT OF JURY:	KUOPPALA Taisto Elis Kullervo	FIN		
MEMBERS OF JURY:	CHALAK Basilio Miguel	ARG	SANDALOV Yury	RUS
	BASKHAIROUN Gamil Hanna	EGY	YODBANGTOEY Intarat Maj Gen	THA
	ONG Poh Eng	MAS	McVEY Deborah Louise	USA
TECHNICAL CONTROLLERS:	KURLOVICH Alexander	BLR	CHINEN Reiko	JPN
DOCTORS:	HERRICK Richard Thomas	USA	SHAHABI-SHOJAEI Asghar	IRI
SECRETARIES:	BARAK Shimon	ISR	TISCHLER Horst Friedrich	SUI
WEIGH-IN OFFICIALS:	EL KAISSI Mohamad	LIB	ALVAREZ Celsa de los Dolores	ESP



PROTOCOL

竞赛记录表 / PROTOCOLE

Bib No	Lot No	Name	NOC Code	Date of Birth	Entry Total	Body-weight	Snatch				Clean & Jerk				Total
							1	2	3	Result	1	2	3	Result	
1	40	MAVRIDOU Victoria	GRE	8 JUL 1991	230	102.15	100	105	110	105	121	126	128	126	231
2	47	OPELOGE Ele	SAM	11 JUL 1985	270	123.89	113	116	119	119	145	150	152	150	269
3	61	CORNEJO Cristina	PER	9 JUN 1985	220	117.50	93	97	99	97	123	128	130	128	225
4	96	JANG Miran	KOR	9 OCT 1983	305	116.75	130	136	140	140	175	183	186	186	326
5	100	HAWORTH Cheryl	USA	19 APR 1983	253	136.29	112	115	118	115	140	144	150	144	259
6	101	USMAN Mariam	NGR	9 NOV 1990	265	115.30	115	115	120	115	145	150	158	150	265
7	105	DOVHAL Yuliya	UKR	2 JUN 1983	265	96.05	114	114	118	118	140	140	147	140	258
8	108	KOROBKA Olha	UKR	7 DEC 1985	285	166.97	120	124	127	124	150	153	---	153	277
9	120	DIMAS Eva	ESA	18 MAR 1973	230	86.85	100	105	105	105	125	127	127	---	DNF
10	200	LOVELY Deborah	AUS	20 JUN 1983	240	94.19	109	113	115	113	135	135	140	135	248
11	228	GRABOVETSKAYA Mariya	KAZ	10 APR 1987	265	112.93	115	115	120	120	145	150	150	150	270

New Records:

+75 kg	Snatch	136 kg	JANG Miran	KOR	OR
+75 kg	Snatch	140 kg	JANG Miran	KOR	WR OR
+75 kg	Clean & Jerk	183 kg	JANG Miran	KOR	WR OR
+75 kg	Clean & Jerk	186 kg	JANG Miran	KOR	WR OR
+75 kg	Total	315 kg	JANG Miran	KOR	OR
+75 kg	Total	323 kg	JANG Miran	KOR	WR OR
+75 kg	Total	326 kg	JANG Miran	KOR	WR OR

TECHNICAL DELEGATE:	COFFA Salvatore	AUS		
PRESIDENT OF JURY:	KUOPPALA Taisto Elis Kullervo	FIN		
MEMBERS OF JURY:	CHALAK Basilio Miguel	ARG	YODBANGTOEY Intarat Maj Gen	THA
	SANDALOV Yury	RUS	BASKHAIROUN Gamil Hanna	EGY
	ONG Poh Eng	MAS	McVEY Deborah Louise	USA
CENTRE REFEREE:	YU Ying	CHN		
REFEREES:	MATTINGSDAL Per Jostein	NOR	WIELOGORSKI Zygmunt Jakub	POL
RESERVE:	RESTREPO William de Jesus	COL		
TECHNICAL CONTROLLERS:	KURLOVICH Alexander	BLR	CHINEN Reiko	JPN
DOCTORS:	HERRICK Richard Thomas	USA	SHAHABI-SHOJAEI Asghar	IRI
SECRETARIES:	BARAK Shimon	ISR	TISCHLER Horst Friedrich	SUI
WEIGH-IN OFFICIALS:	EL KAISSI Mohamad	LIB	ALVAREZ Celsa de los Dolores	ESP

SECRETARY

PRESIDENT OF JURY

Legend:
DNF Did Not Finish

OR Olympic Record

WR World Record



RESULTS

比赛成绩 / RÉSULTATS

Rank	Name	NOC Code	Date of Birth	Group	Body-weight	Snatch				Clean & Jerk				Total
						1	2	3	Result	1	2	3	Result	
1	JANG Miran	KOR	9 OCT 1983	A	116.75	130	136	140	140	175	183	186	186	326
2	KOROBKA Olha	UKR	7 DEC 1985	A	166.97	120	124	127	124	150	153	---	153	277
3	GRABOVETSKAYA Mariya	KAZ	10 APR 1987	A	112.93	115	115	120	120	145	150	150	150	270
4	OPELOGE Ele	SAM	11 JUL 1985	A	123.89	113	116	119	119	145	150	152	150	269
5	USMAN Mariam	NGR	9 NOV 1990	A	115.30	115	115	120	115	145	150	156	150	265
6	HAWORTH Cheryl	USA	19 APR 1983	A	136.29	112	115	118	115	140	144	150	144	259
7	DOVHAL Yuliya	UKR	2 JUN 1983	A	96.05	114	114	118	118	140	140	147	140	258
8	LOVELY Deborah	AUS	20 JUN 1983	A	94.19	109	113	115	113	135	135	140	135	248
9	MAVRIDOU Victoria	GRE	8 JUL 1991	A	102.15	100	105	110	105	121	126	128	126	231
10	CORNEJO Cristina	PER	9 JUN 1985	A	117.50	93	97	99	97	123	128	130	128	225
	DIMAS Eva	ESA	18 MAR 1973	A	86.85	100	105	105	105	125	127	127	---	DNF

New Records:

+75 kg	Snatch	136 kg	JANG Miran	KOR	OR
+75 kg	Snatch	140 kg	JANG Miran	KOR	WR OR
+75 kg	Clean & Jerk	183 kg	JANG Miran	KOR	WR OR
+75 kg	Clean & Jerk	186 kg	JANG Miran	KOR	WR OR
+75 kg	Total	315 kg	JANG Miran	KOR	OR
+75 kg	Total	323 kg	JANG Miran	KOR	WR OR
+75 kg	Total	326 kg	JANG Miran	KOR	WR OR

Legend:

DNF Did Not Finish

OR Olympic Record

WR World Record



START LIST

秩序单 / LISTE DE DÉPART

Weigh-In Start: 08:00

Bib Number	Lot No	Name	NOC Code	Date of Birth	Entry Total
1	76	ARTUC Sedat	TUR	9 JUN 1976	270
2	113	MANEETONG Pongsak	THA	3 MAY 1986	273
3	137	RADA Sergio	COL	27 JAN 1984	260
4	148	GRABUCEA Igor	MDA	29 APR 1976	255
5	184	SEKIKAWA Yasunobu	JPN	21 MAR 1980	255
6	189	YAMADA Masaharu	JPN	1 MAY 1980	255
7	218	DELLINO Vito	ITA	16 APR 1982	250
8	231	KIVUMBI MM	UGA	1 DEC 1989	230
9	259	GOEGEBUER Tom	BEL	27 MAR 1975	261

TECHNICAL DELEGATE:	COFFA Salvatore	AUS		
PRESIDENT OF JURY:	KUOPPALA Taisto Elis Kullervo	FIN		
MEMBERS OF JURY:	CHALAK Basilio Miguel	ARG	SANDALOV Yury	RUS
	BASKHAIROUN Gamil Hanna	EGY	YODBANGTOEY Intarat Maj Gen	THA
	ONG Poh Eng	MAS	McVEY Deborah Louise	USA
TECHNICAL CONTROLLERS:	KURLOVICH Alexander	BLR	CHINEN Reiko	JPN
DOCTORS:	HERRICK Richard Thomas	USA	SHAHABI-SHOJAEI Asghar	IRI
SECRETARIES:	BARAK Shimon	ISR	TISCHLER Horst Friedrich	SUI
WEIGH-IN OFFICIALS:	EL KAISSI Mohamad	LIB	ALVAREZ Celsa de los Dolores	ESP



START LIST

秩序单 / LISTE DE DÉPART

Weigh-In Start: 17:00

Bib Number	Lot No	Name	NOC Code	Date of Birth	Entry Total
1	46	ALVAREZ Sergio	CUB	11 OCT 1979	285
2	58	WANG Shin-Yuan	TPE	23 JUN 1976	281
3	63	YANG Chin-Yi	TPE	15 MAY 1981	286
4	79	EL MAAOUI Khalil	TUN	12 SEP 1988	285
5	89	IRAWAN Eko Yuli	INA	24 JUL 1989	295
6	140	LONG Qingquan	CHN	3 DEC 1990	290
7	153	RI Kyong Sok	PRK	14 AUG 1981	285
8	186	HOANG Anh Tuan	VIE	12 FEB 1985	292
9	240	DZERBIANIOU Vitali	BLR	5 AUG 1976	280
10	244	CHA Kum Chol	PRK	19 JUL 1987	290
11	248	IBRAHIM AH	MAS	3 DEC 1981	280

TECHNICAL DELEGATE:	ADAMFI Attila	HUN		
PRESIDENT OF JURY:	COFFA Salvatore	AUS		
MEMBERS OF JURY:	HUH Rock	KOR	RIMBOCK Karl-Ernst	GER
	MATHE Jozsef	HUN	YANG Binsheng	CHN
	NURIKIAN Norair Aram	BUL	PEYA Katharina	AUT
TECHNICAL CONTROLLERS:	SANCHEZ Pedro Jose Jaime	AUS	LASSEN Moira Jean	GBR
DOCTORS:	IRANI Mehernoosh Sheriar	GBR	BAROGA Marta-Victoria	ROU
SECRETARIES:	JOHN William Thomas Myrddin	GBR	TALIC Mladan	CAN
WEIGH-IN OFFICIALS:	SANCHEZ Claudio Jose	ESP	YANG Su-Kuan	TPE



PROTOCOL

竞赛记录表 / PROTOCOLE

Bib No	Lot No	Name	NOC Code	Date of Birth	Entry Total	Body-weight	Snatch				Clean & Jerk				Total
							1	2	3	Result	1	2	3	Result	
1	76	ARTUC Sedat	TUR	9 JUN 1976	270	55.98	115	115	115	---	---	---	---	---	DNF
2	113	MANEETONG Pongsak	THA	3 MAY 1986	273	55.64	112	116	120	116	142	146	146	142	258
3	137	RADA Sergio	COL	27 JAN 1984	260	55.74	107	112	112	112	135	140	142	140	252
4	148	GRABUCEA Igor	MDA	29 APR 1976	255	55.63	105	109	112	109	130	130	135	130	239
5	184	SEKIKAWA Yasunobu	JPN	21 MAR 1980	255	55.79	108	112	114	114	138	142	142	142	256
6	189	YAMADA Masaharu	JPN	1 MAY 1980	255	55.84	103	103	106	106	142	147	153	153	259
7	218	DELLINO Vito	ITA	16 APR 1982	250	55.99	102	107	110	110	132	137	140	137	247
8	259	GOEGEBUER Tom	BEL	27 MAR 1975	261	55.94	109	112	114	114	132	135	137	137	251

TECHNICAL DELEGATE:	COFFA Salvatore	AUS		
PRESIDENT OF JURY:	KUOPPALA Taisto Elis Kullervo	FIN		
MEMBERS OF JURY:	CHALAK Basilio Miguel	ARG	YODBANGTOEY Intarat Maj Gen	THA
	SANDALOV Yury	RUS	BASKHAIROUN Gamil Hanna	EGY
	ONG Poh Eng	MAS	McVEY Deborah Louise	USA
CENTRE REFEREE:	PUTSOV Oleksandr	UKR		
REFEREES:	YU Ying	CHN	BEEKHUIZEN Christian Georges	FRA
RESERVE:	WIELOGORSKI Zygmunt Jakub	POL		
TECHNICAL CONTROLLERS:	KURLOVICH Alexander	BLR	CHINEN Reiko	JPN
DOCTORS:	HERRICK Richard Thomas	USA	SHAHABI-SHOJAEI Asghar	IRI
SECRETARIES:	BARAK Shimon	ISR	TISCHLER Horst Friedrich	SUI
WEIGH-IN OFFICIALS:	EL KAISSI Mohamad	LIB	ALVAREZ Celsa de los Dolores	ESP

SECRETARY

PRESIDENT OF JURY

Legend:
DNF Did Not Finish



PROTOCOL

竞赛记录表 / PROTOCOLE

Bib No	Lot No	Name	NOC Code	Date of Birth	Entry Total	Body-weight	Snatch				Clean & Jerk				Total
							1	2	3	Result	1	2	3	Result	
1	46	ALVAREZ Sergio	CUB	11 OCT 1979	285	55.67	120	120	125	120	152	161	166	152	272
2	58	WANG Shin-Yuan	TPE	23 JUN 1976	281	55.53	115	115	120	115	146	150	150	150	265
3	63	YANG Chin-Yi	TPE	15 MAY 1981	286	55.43	125	128	128	128	154	157	160	157	285
4	79	EL MAAOUI Khalil	TUN	12 SEP 1988	285	55.87	123	126	130	126	142	142	142	---	DNF
5	89	IRAWAN Eko Yuli	INA	24 JUL 1989	295	55.91	125	130	130	130	152	158	158	158	288
6	140	LONG Qingquan	CHN	3 DEC 1990	290	55.37	125	130	132	132	155	160	164	160	292
7	153	RI Kyong Sok	PRK	14 AUG 1981	285	55.82	122	122	122	---	---	---	---	---	DNF
8	186	HOANG Anh Tuan	VIE	12 FEB 1985	292	55.97	126	130	130	130	155	160	160	160	290
9	240	DZERBIANIQU Vitali	BLR	5 AUG 1976	280	55.88	120	125	127	127	140	140	140	---	DNF
10	244	CHA Kum Chol	PRK	19 JUL 1987	290	55.85	128	128	128	128	155	155	160	155	283
11	248	IBRAHIM Amirul Hamizan	MAS	3 DEC 1981	280	55.77	116	121	123	121	144	144	148	144	265

New Records:

56 kg	Snatch	132 kg	LONG Qingquan	CHN	JWR
56 kg	Total	288 kg	IRAWAN Eko Yuli	INA	JWR
56 kg	Total	292 kg	LONG Qingquan	CHN	JWR

TECHNICAL DELEGATE:	ADAMFI Attila	HUN		
PRESIDENT OF JURY:	COFFA Salvatore	AUS		
MEMBERS OF JURY:	RIMBOCK Karl-Ernst	GER	HUH Rock	KOR
	MATHE Jozsef	HUN	YANG Binsheng	CHN
	NURIKIAN Norair Aram	BUL	PEYA Katharina	AUT
CENTRE REFEREE:	JALAYER Parviz	IRI		
REFEREES:	OZKAYA Telat	TUR	TCHOBANIAN Haroutun Garabed	ARM
RESERVE:	ORTIZ Maritza Altagracia	DOM		
TECHNICAL CONTROLLERS:	SANCHEZ Pedro Jose Jaime	AUS	LASSEN Moira Jean	CAN
DOCTORS:	IRANI Mehernoosh Sheriar	GBR	BAROGA Marta-Victoria	ROU
SECRETARIES:	JOHN William Thomas Myrddin	GBR	TALIC Mladan	CAN
WEIGH-IN OFFICIALS:	SANCHEZ Claudio Jose	ESP	YANG Su-Kuan	TPE

SECRETARY

PRESIDENT OF JURY

Legend:
DNF Did Not Finish

JWR Junior World Record



RESULTS

比赛成绩 / RÉSULTATS

Rank	Name	NOC Code	Date of Birth	Group	Body-weight	Snatch				Clean & Jerk				Total
						1	2	3	Result	1	2	3	Result	
1	LONG Qingquan	CHN	3 DEC 1990	A	55.37	125	130	132	132	155	160	164	160	292
2	HOANG Anh Tuan	VIE	12 FEB 1985	A	55.97	126	130	130	130	155	160	160	160	290
3	IRAWAN Eko Yuli	INA	24 JUL 1989	A	55.91	125	130	130	130	152	158	158	158	288
4	YANG Chin-Yi	TPE	15 MAY 1981	A	55.43	125	128	128	128	154	157	160	157	285
5	CHA Kum Chol	PRK	19 JUL 1987	A	55.85	128	128	128	128	155	155	160	155	283
6	ALVAREZ Sergio	CUB	11 OCT 1979	A	55.67	120	120	125	120	152	161	166	152	272
7	WANG Shin-Yuan	TPE	23 JUN 1976	A	55.53	115	115	120	115	146	150	150	150	265
8	IBRAHIM Amirul Hamizan	MAS	3 DEC 1981	A	55.77	116	121	123	121	144	144	148	144	265
9	YAMADA Masaharu	JPN	1 MAY 1980	B	55.84	103	103	106	106	142	147	153	153	259
10	MANEETONG Pongsak	THA	3 MAY 1986	B	55.64	112	116	120	116	142	148	148	142	258
11	SEKIKAWA Yasunobu	JPN	21 MAR 1980	B	55.79	108	112	114	114	138	142	142	142	256
12	RADA Sergio	COL	27 JAN 1984	B	55.74	107	112	112	112	135	140	142	140	252
13	GOEGBUER Tom	BEL	27 MAR 1975	B	55.94	109	112	114	114	132	135	137	137	251
14	DELLINO Vito	ITA	16 APR 1982	B	55.99	102	107	110	110	132	137	140	137	247
15	GRABUCEA Igor	MDA	29 APR 1976	B	55.63	105	109	112	109	130	130	135	130	239
	ARTUC Sedat	TUR	9 JUN 1976	B	55.98	115	115	115	---	---	---	---	---	DNF
	EL MAAOUI Khalil	TUN	12 SEP 1988	A	55.87	123	126	130	126	142	142	142	---	DNF
	RI Kyong Sok	PRK	14 AUG 1981	A	55.82	122	122	122	---	---	---	---	---	DNF
	DZERBIANIOU Vitali	BLR	5 AUG 1976	A	55.88	120	125	127	127	140	140	140	---	DNF

New Records:

56 kg	Snatch	132 kg	LONG Qingquan	CHN	JWR
56 kg	Total	288 kg	IRAWAN Eko Yuli	INA	JWR
56 kg	Total	292 kg	LONG Qingquan	CHN	JWR

Legend:

DNF Did Not Finish

JWR Junior World Record



START LIST

秩序单 / LISTE DE DÉPART

Weigh-In Start: 08:00

Bib Number	Lot No	Name	NOC Code	Date of Birth	Entry Total
1	14	YANG Sheng-Hsiung	TPE	1 JUN 1983	295
2	27	HASANOV Sardar	AZE	12 MAY 1985	300
3	74	ABD ELBAKI Mohamed	EGY	18 JUL 1987	302
4	126	SINGH Jasvir	CAN	13 APR 1977	255
5	149	MAKHVEYENIA Henadzi	BLR	10 DEC 1983	290
6	229	MINGINFEL Manuel	FSM	28 SEP 1978	270

TECHNICAL DELEGATE:	ADAMFI Attila	HUN		
PRESIDENT OF JURY:	COFFA Salvatore	AUS		
MEMBERS OF JURY:	HUH Rock	KOR	RIMBOCK Karl-Ernst	GER
	MATHE Jozsef	HUN	YANG Binsheng	CHN
	NURIKIAN Norair Aram	BUL	PEYA Katharina	AUT
TECHNICAL CONTROLLERS:	JOHANSSON John Benny	SWE	VLAD Nicu	ROU
DOCTORS:	IRANI Mehernoosh Sheriar	GBR	BAROGA Marta-Victoria	ROU
SECRETARIES:	JOHN William Thomas Myrddin	GBR	TALIC Mladan	CAN
WEIGH-IN OFFICIALS:	SANCHEZ Claudio Jose	ESP	YANG Su-Kuan	TPE



START LIST

秩序单 / LISTE DE DÉPART

Weigh-In Start: 17:00

Bib Number	Lot No	Name	NOC Code	Date of Birth	Entry Total
1	44	JI Hunmin	KOR	26 MAR 1984	310
2	66	HUDAYBERGENOV T	TKM	4 JAN 1986	306
3	87	ZHANG Xiangxiang	CHN	16 JUL 1983	320
4	93	BUCI Antoniu	ROU	21 JAN 1990	307
5	112	RUIZ Lazaro	CUB	12 OCT 1984	307
6	117	IM Yong Su	PRK	9 FEB 1980	315
7	188	TRİYATNO	INA	20 DEC 1987	310
8	222	FIGUEROA Oscar	COL	27 APR 1983	305
9	224	BAZARBAYEV Umurbek	TKM	17 SEP 1981	310
10	234	SALAZAR Diego	COL	3 OCT 1980	305
11	250	HANSAWONG Phaisan	THA	21 OCT 1989	310

TECHNICAL DELEGATE:	COFFA Salvatore	AUS		
PRESIDENT OF JURY:	KUOPPALA Taisto Elis Kullervo	FIN		
MEMBERS OF JURY:	CHALAK Basilio Miguel	ARG	SANDALOV Yury	RUS
	BASKHAIROUN Gamil Hanna	EGY	YODBANGTOEY Intarat Maj Gen	THA
	ONG Poh Eng	MAS	McVEY Deborah Louise	USA
TECHNICAL CONTROLLERS:	KURLOVICH Alexander	BLR	CHINEN Reiko	JPN
DOCTORS:	HERRICK Richard Thomas	USA	SHAHABI-SHOJAEI Asghar	IRI
SECRETARIES:	BARAK Shimon	ISR	TISCHLER Horst Friedrich	SUI
WEIGH-IN OFFICIALS:	EL KAISSI Mohamad	LIB	ALVAREZ Celsa de los Dolores	ESP



PROTOCOL

竞赛记录表 / PROTOCOLE

Bib No	Lot No	Name	NOC Code	Date of Birth	Entry Total	Body-weight	Snatch				Clean & Jerk				Total
							1	2	3	Result	1	2	3	Result	
1	14	YANG Sheng-Hsiung	TPE	1 JUN 1983	295	61.97	125	130	134	130	151	157	163	157	287
2	27	HASANOV Sardar	AZE	12 MAY 1985	300	61.96	128	128	128	128	152	152	152	---	DNF
3	74	ABD ELBAKI Mohamed	EGY	18 JUL 1987	302	62.00	129	129	129	129	155	159	164	159	288
4	126	SINGH Jasvir	CAN	13 APR 1977	255	61.67	110	115	118	115	145	151	158	151	266
5	149	MAKHVEYENIA Henadzi	BLR	10 DEC 1983	290	61.95	120	128	128	128	150	158	158	150	278
6	229	MINGINFEL Manuel	FSM	28 SEP 1978	270	61.69	115	120	123	120	145	150	155	155	275

TECHNICAL DELEGATE:	ADAMFI Attila	HUN		
PRESIDENT OF JURY:	COFFA Salvatore	AUS		
MEMBERS OF JURY:	RIMBOCK Karl-Ernst	GER	HUH Rock	KOR
	MATHE Jozsef	HUN	YANG Binsheng	CHN
	NURIKIAN Norair Aram	BUL	PEYA Katharina	AUT
CENTRE REFEREE:	BEEKHUIZEN Christian Georges	FRA		
REFEREES:	CANNON Stephen Brian	GBR	ORTIZ Maritza Altagracia	DOM
RESERVE:	del FRADE Marcelino Alejandro	CUB		
TECHNICAL CONTROLLERS:	JOHANSSON John Benny	SWE	VLAD Nicu	ROU
DOCTORS:	IRANI Mehernoosh Sheriar	GBR	BAROGA Marta-Victoria	ROU
SECRETARIES:	JOHN William Thomas Myrddin	GBR	TALIC Mladan	CAN
WEIGH-IN OFFICIALS:	SANCHEZ Claudio Jose	ESP	YANG Su-Kuan	TPE

SECRETARY

PRESIDENT OF JURY

Legend:
DNF Did Not Finish



PROTOCOL

竞赛记录表 / PROTOCOLE

Bib No	Lot No	Name	NOC Code	Date of Birth	Entry Total	Body-weight	Snatch				Clean & Jerk				Total
							1	2	3	Result	1	2	3	Result	
1	44	Jl Hunmin	KOR	26 MAR 1984	310	61.91	137	140	142	142	161	161	161	---	DNF
2	66	HUDAYBERGENOV Tolkunbek	TKM	4 JAN 1986	306	61.96	126	126	131	126	162	170	170	162	288
3	87	ZHANG Xiangxiang	CHN	16 JUL 1983	320	61.91	139	143	143	143	169	176	184	176	319
4	93	BUCI Antoniu	ROU	21 JAN 1990	307	61.66	126	130	130	130	161	165	168	165	295
5	112	RUIZ Lazaro	CUB	12 OCT 1984	307	61.75	128	132	135	132	162	168	168	162	294
6	117	IM Yong Su	PRK	9 FEB 1980	315	61.60	138	138	140	138	168	168	168	---	DNF
7	188	TRIYATNO	INA	20 DEC 1987	310	61.90	133	135	135	135	163	163	163	163	298
8	222	FIGUEROA Oscar	COL	27 APR 1983	305	61.66	128	128	128	---	---	---	---	---	DNF
9	224	BAZARBAYEV Umurbek	TKM	17 SEP 1981	310	61.96	133	136	137	133	160	160	162	---	DNF
10	234	SALAZAR Diego	COL	3 OCT 1980	305	61.47	132	136	138	138	163	165	167	167	305
11	250	HANSAWONG Phaisan	THA	21 OCT 1989	310	61.60	132	135	135	132	162	162	168	162	294

TECHNICAL DELEGATE:	COFFA Salvatore	AUS	
PRESIDENT OF JURY:	KUOPPALA Taisto Elis Kullervo	FIN	
MEMBERS OF JURY:	CHALAK Basilio Miguel	ARG	YODBANGTOEY Intarat Maj Gen
	SANDALOV Yury	RUS	BASKHAIROUN Gamil Hanna
	ONG Poh Eng	MAS	McVEY Deborah Louise
CENTRE REFEREE:	MATTINGSDAL Per Jostein	NOR	
REFEREES:	MORETTI Claudia	ITA	PAPADOPOULOS Charalampos
RESERVE:	SIVOKHIN Ivan	KAZ	
TECHNICAL CONTROLLERS:	KURLOVICH Alexander	BLR	CHINEN Reiko
DOCTORS:	HERRICK Richard Thomas	USA	SHAHABI-SHOJAEI Asghar
SECRETARIES:	BARAK Shimon	ISR	TISCHLER Horst Friedrich
WEIGH-IN OFFICIALS:	EL KAISSI Mohamad	LIB	ALVAREZ Celsa de los Dolores
			USA
			EGY
			JPN
			IRI
			SUI
			ESP

SECRETARY

PRESIDENT OF JURY

Legend:
DNF Did Not Finish



RESULTS

比赛成绩 / RÉSULTATS

Rank	Name	NOC Code	Date of Birth	Group	Body-weight	Snatch				Clean & Jerk				Total
						1	2	3	Result	1	2	3	Result	
1	ZHANG Xiangxiang	CHN	16 JUL 1983	A	61.91	139	143	143	143	169	176	184	176	319
2	SALAZAR Diego	COL	3 OCT 1980	A	61.47	132	136	138	138	163	165	167	167	305
3	TRIYATNO	INA	20 DEC 1987	A	61.90	133	135	135	135	163	163	163	163	298
4	BUCI Antoniu	ROU	21 JAN 1990	A	61.66	126	130	130	130	161	165	168	165	295
5	HANSAWONG Phaisan	THA	21 OCT 1989	A	61.60	132	135	135	132	162	162	166	162	294
6	RUIZ Lazaro	CUB	12 OCT 1984	A	61.75	128	132	135	132	162	168	168	162	294
7	HUDAYBERGENOV Tolkunbek	TKM	4 JAN 1986	A	61.96	128	126	131	126	162	170	170	162	288
8	ABD ELBAKI Mohamed	EGY	18 JUL 1987	B	62.00	129	129	129	129	155	159	164	159	288
9	YANG Sheng-Hsiung	TPE	1 JUN 1983	B	61.97	125	130	134	130	151	157	163	157	287
10	MAKHVEYENIA Henadzi	BLR	10 DEC 1983	B	61.95	120	128	128	128	150	158	158	150	278
11	MINGINFEL Manuel	FSM	28 SEP 1978	B	61.69	115	120	123	120	145	150	155	155	275
12	SINGH Jasvir	CAN	13 APR 1977	B	61.67	110	115	118	115	145	151	158	151	266
	HASANOV Sardar	AZE	12 MAY 1985	B	61.96	128	128	128	128	152	152	152	---	DNF
	JI Hunmin	KOR	26 MAR 1984	A	61.91	137	140	142	142	161	161	161	---	DNF
	IM Yong Su	PRK	9 FEB 1980	A	61.60	138	138	140	138	168	168	168	---	DNF
	FIGUEROA Oscar	COL	27 APR 1983	A	61.66	128	128	128	---	---	---	---	---	DNF
	BAZARBAYEV Umurbek	TKM	17 SEP 1981	A	61.96	133	136	137	133	160	160	162	---	DNF

Legend:

DNF Did Not Finish



START LIST

秩序单 / LISTE DE DÉPART

Weigh-In Start: 10:30

Bib Number	Lot No	Name	NOC Code	Date of Birth	Entry Total
1	71	VIDANAGE Chinthana	SRI	31 DEC 1981	290
2	119	MINASIDIS Dimitris	CYP	29 APR 1989	290
3	122	ALDHILAB Ali Hussein	KSA	22 SEP 1982	300
4	157	SANGOV Nizom	TJK	26 JUN 1983	100
5	158	ESAU Logona	TUV	2 MAR 1987	260
6	192	SPOONER Mark	NZL	12 DEC 1984	289
7	235	ADHIKARI KB	NEP	20 JUL 1977	240
8	236	LUNA-GRENIER Francis	CAN	24 MAY 1987	293
9	256	SILVA Welisson	BRA	22 NOV 1983	295

TECHNICAL DELEGATE:	ADAMFI Attila	HUN		
PRESIDENT OF JURY:	COFFA Salvatore	AUS		
MEMBERS OF JURY:	HUH Rock	KOR	RIMBOCK Karl-Ernst	GER
	MATHE Jozsef	HUN	YANG Binsheng	CHN
	NURIKIAN Norair Aram	BUL	PEYA Katharina	AUT
TECHNICAL CONTROLLERS:	JOHANSSON John Benny	SWE	VLAD Nicu	ROU
DOCTORS:	IRANI Mehernoosh Sheriar	GBR	BAROGA Marta-Victoria	ROU
SECRETARIES:	JOHN William Thomas Myrddin	GBR	TALIC Mladan	CAN
WEIGH-IN OFFICIALS:	SANCHEZ Claudio Jose	ESP	YANG Su-Kuan	TPE



START LIST

秩序单 / LISTE DE DÉPART

Weigh-In Start: 08:00

Bib Number	Lot No	Name	NOC Code	Date of Birth	Entry Total
1	21	PINEDA Luis Miguel	COL	3 AUG 1988	305
2	36	ROSU Alexandru	ROU	30 APR 1987	310
3	50	ABDELAZIM Tarek	EGY	18 MAY 1987	320
4	52	de LUCA Giorgio	ITA	19 JUN 1984	310
5	54	TRASHA Gert	ALB	31 JAN 1988	315
6	97	MOSQUERA Edwin	COL	26 JUL 1985	320
7	141	DUDOGLO Alexandru	MDA	20 MAR 1989	328
8	161	SHINTANI Yoshito	JPN	7 DEC 1981	315
9	173	MARTIN Razvan	ROU	22 DEC 1991	305
10	195	RUBIO Israel Jose	VEN	11 JAN 1981	325
11	257	SHALOYAN Artyom	GER	31 JUL 1976	305
12	260	KURNIAWAN Edi	INA	7 JAN 1988	320

TECHNICAL DELEGATE:

PRESIDENT OF JURY:

MEMBERS OF JURY:

TECHNICAL CONTROLLERS:

DOCTORS:

SECRETARIES:

WEIGH-IN OFFICIALS:

COFFA Salvatore	AUS		
KUOPPALA Taisto Elis Kullervo	FIN		
CHALAK Basilio Miguel	ARG	SANDALOV Yury	RUS
BASKHAIROUN Gamil Hanna	EGY	YODBANGTOEY Intarat Maj Gen	THA
ONG Poh Eng	MAS	McVEY Deborah Louise	USA
KURLOVICH Alexander	BLR	CHINEN Reiko	JPN
HERRICK Richard Thomas	USA	SHAHABI-SHOJAEI Asghar	IRI
BARAK Shimon	ISR	TISCHLER Horst Friedrich	SUI
EL KAISSI Mohamad	LIB	ALVAREZ Celsa de los Dolores	ESP



START LIST

秩序单 / LISTE DE DÉPART

Weigh-In Start: 17:00

Bib Number	Lot No	Name	NOC Code	Date of Birth	Entry Total
1	3	BAYRAMOV Afgan	AZE	14 OCT 1983	330
2	19	SHI Zhiyong	CHN	10 FEB 1980	350
3	32	KIM Chol Jin	PRK	31 OCT 1978	330
4	85	LIAO Hui	CHN	5 OCT 1987	350
5	91	MARTIROSYAN TG	ARM	9 JUN 1988	340
6	103	MIRZAYEV Turan	AZE	24 SEP 1979	340
7	133	BORRERO Yordanis	CUB	3 JAN 1978	330
8	185	LEE Baeyoung	KOR	10 DEC 1979	345
9	226	DABAYA-TIENTCHEU V	FRA	28 APR 1981	345
10	253	SUPHALAK Sitthisak	THA	23 APR 1984	331

TECHNICAL DELEGATE:

PRESIDENT OF JURY:

MEMBERS OF JURY:

TECHNICAL CONTROLLERS:

DOCTORS:

SECRETARIES:

WEIGH-IN OFFICIALS:

ADAMFI Attila	HUN		
COFFA Salvatore	AUS		
HUH Rock	KOR	RIMBOCK Karl-Ernst	GER
MATHE Jozsef	HUN	YANG Binsheng	CHN
NURIKIAN Norair Aram	BUL	PEYA Katharina	AUT
SANCHEZ Pedro Jose Jaime	AUS	LASSEN Moira Jean	GBR
IRANI Mehernoosh Sheriar	GBR	BAROGA Marta-Victoria	ROU
JOHN William Thomas Myrddin	GBR	TALIC Mladan	CAN
SANCHEZ Claudio Jose	ESP	YANG Su-Kuan	TPE



PROTOCOL

竞赛记录表 / PROTOCOLE

Bib No	Lot No	Name	NOC Code	Date of Birth	Entry Total	Body-weight	Snatch				Clean & Jerk				Total
							1	2	3	Result	1	2	3	Result	
1	71	VIDANAGE Chinthana	SRI	31 DEC 1981	290	68.90	120	125	128	128	160	165	168	165	293
2	119	MINASIDIS Dimitris	CYP	29 APR 1989	290	66.32	125	128	132	128	155	155	161	155	283
3	157	SANGOV Nizom	TJK	26 JUN 1983	240	66.06	110	115	117	115	130	135	138	135	250
4	158	ESAU Logona	TUV	2 MAR 1987	260	68.14	102	107	110	110	138	144	148	144	254
5	192	SPOONER Mark	NZL	12 DEC 1984	289	68.86	123	127	127	123	153	158	161	158	281
6	235	ADHIKARI Kamal Bahadur	NEP	20 JUL 1977	240	68.67	107	114	---	114	142	154	---	154	268
7	236	LUNA-GRENIER Francis	CAN	24 MAY 1987	293	68.97	125	131	131	131	155	162	167	162	293
8	256	SILVA Welisson	BRA	22 NOV 1983	295	68.92	130	135	138	135	155	162	162	155	290

TECHNICAL DELEGATE:	ADAMFI Attila	HUN	
PRESIDENT OF JURY:	RIMBOCK Karl-Ernst	GER	
MEMBERS OF JURY:	HUH Rock	KOR	MATHE Jozsef HUN
	NURIKIAN Norair Aram	BUL	YANG Binsheng CHN
	PEYA Katharina	AUT	
CENTRE REFEREE:	TARIGAN Pergunan	INA	
REFEREES:	JALAYER Parviz	IRI	TCHOBANIAN Haroutun Garabed ARM
RESERVE:	OZKAYA Telat	TUR	
TECHNICAL CONTROLLERS:	JOHANSSON John Benny	SWE	VLAD Nicu ROU
DOCTORS:	IRANI Mehernoosh Sheriar	GBR	BAROGA Marta-Victoria ROU
SECRETARIES:	JOHN William Thomas Myrddin	GBR	TALIC Mladan CAN
WEIGH-IN OFFICIALS:	SANCHEZ Claudio Jose	ESP	YANG Su-Kuan TPE

SECRETARY

PRESIDENT OF JURY



PROTOCOL

竞赛记录表 / PROTOCOLE

Bib No	Lot No	Name	NOC Code	Date of Birth	Entry Total	Body-weight	Snatch				Clean & Jerk				Total
							1	2	3	Result	1	2	3	Result	
1	21	PINEDA Luis Miguel	COL	3 AUG 1988	305	68.14	127	132	135	132	161	167	170	167	299
2	36	ROSU Alexandru	ROU	30 APR 1987	310	68.91	136	136	141	136	165	165	165	---	DNF
3	50	ABDELAZIM Tarek	EGY	18 MAY 1987	320	68.87	138	142	142	138	168	172	175	172	310
4	52	de LUCA Giorgio	ITA	19 JUN 1984	310	68.93	131	131	136	131	160	160	160	---	DNF
5	54	TRASHA Gert	ALB	31 JAN 1988	315	68.68	136	136	136	---	---	---	---	---	DNF
6	97	MOSQUERA Edwin	COL	26 JUL 1985	320	68.59	134	---	---	---	---	---	---	---	DNF
7	141	DUDOGLO Alexandru	MDA	20 MAR 1989	328	68.68	145	145	148	145	163	168	172	172	317
8	161	SHINTANI Yoshito	JPN	7 DEC 1981	315	68.76	130	130	135	135	170	175	177	175	310
9	173	MARTIN Razvan	ROU	22 DEC 1991	305	68.85	130	135	135	130	158	165	165	158	288
10	195	RUBIO Israel Jose	VEN	11 JAN 1981	325	68.23	139	143	143	139	167	171	171	167	306
11	257	SHALOYAN Artyom	GER	31 JUL 1976	305	68.79	130	133	135	135	160	165	171	165	300
12	260	KURNIAWAN Edi	INA	7 JAN 1988	320	68.85	135	140	140	135	165	170	172	172	307

TECHNICAL DELEGATE:	COFFA Salvatore	AUS	
PRESIDENT OF JURY:	YODBANGTOEY Intarat Maj Gen	THA	
MEMBERS OF JURY:	CHALAK Basilio Miguel	ARG	KUOPPALA Taisto Elis Kullervo FIN
	SANDALOV Yury	RUS	BASKHAIRON Gamil Hanna EGY
	ONG Poh Eng	MAS	McVEY Deborah Louise USA
CENTRE REFEREE:	OZKAYA Telat	TUR	
REFEREES:	JALAYER Parviz	IRI	YU Ying CHN
RESERVE:	TCHOBANIAN Haroutun Garabed	ARM	
TECHNICAL CONTROLLERS:	KURLOVICH Alexander	BLR	CHINEN Reiko JPN
DOCTORS:	HERRICK Richard Thomas	USA	SHAHABI-SHOJAEI Asghar IRI
SECRETARIES:	BARAK Shimon	ISR	TISCHLER Horst Friedrich SUI
WEIGH-IN OFFICIALS:	EL KAISSI Mohamad	LIB	ALVAREZ Celsa de los Dolores ESP

SECRETARY

PRESIDENT OF JURY

Legend:
DNF Did Not Finish



PROTOCOL

竞赛记录表 / PROTOCOLE

Bib No	Lot No	Name	NOC Code	Date of Birth	Entry Total	Body-weight	Snatch				Clean & Jerk				Total
							1	2	3	Result	1	2	3	Result	
1	3	BAYRAMOV Afgan	AZE	14 OCT 1983	330	68.41	137	142	145	145	175	187	187	175	320
2	19	SHI Zhiyong	CHN	10 FEB 1980	350	68.17	152	152	157	152	---	---	---	---	DNF
3	32	KIM Chol Jin	PRK	31 OCT 1978	330	68.64	140	146	150	146	180	180	180	180	326
4	85	LIAO Hui	CHN	5 OCT 1987	350	68.97	153	153	158	158	185	185	190	190	348
5	91	MARTIROSYAN Tigran Gevorg	ARM	9 JUN 1988	340	68.90	153	158	158	153	183	185	185	185	338
6	103	MIRZAYEV Turan	AZE	24 SEP 1979	340	68.86	142	146	149	146	181	183	187	181	327
7	133	BORRERO Yordanis	CUB	3 JAN 1978	330	68.92	140	145	148	148	171	171	180	180	328
8	185	LEE Baeyoung	KOR	10 DEC 1979	345	68.67	150	153	155	155	184	188	188	---	DNF
9	226	DABAYA-TIENTCHEU Vencelas	FRA	28 APR 1981	345	68.38	147	151	153	151	187	197	197	187	338
10	253	SUPHALAK Sitthisak	THA	23 APR 1984	331	68.99	141	145	147	147	171	171	175	171	318

TECHNICAL DELEGATE:	ADAMFI Attila	HUN	
PRESIDENT OF JURY:	COFFA Salvatore	AUS	
MEMBERS OF JURY:	RIMBOCK Karl-Ernst	GER	HUH Rock
	MATHE Jozsef	HUN	YANG Binsheng
	NURIKIAN Norair Aram	BUL	PEYA Katharina
CENTRE REFEREE:	WIELOGORSKI Zygmunt Jakub	POL	
REFEREES:	MORETTI Claudia	ITA	RESTREPO William de Jesus
RESERVE:	PUTSOV Oleksandr	UKR	
TECHNICAL CONTROLLERS:	SANCHEZ Pedro Jose Jaime	AUS	LASSEN Moira Jean
DOCTORS:	IRANI Mehernoosh Sheriar	GBR	BAROGA Marta-Victoria
SECRETARIES:	JOHN William Thomas Myrddin	GBR	TALIC Mladan
WEIGH-IN OFFICIALS:	SANCHEZ Claudio Jose	ESP	YANG Su-Kuan
			KOR
			CHN
			AUT
			COL
			CAN
			ROU
			CAN
			TPE

SECRETARY

PRESIDENT OF JURY

Legend:
DNF Did Not Finish



RESULTS

比赛成绩 / RÉSULTATS

Rank	Name	NOC Code	Date of Birth	Group	Body-weight	Snatch				Clean & Jerk				Total
						1	2	3	Result	1	2	3	Result	
1	LIAO Hui	CHN	5 OCT 1987	A	68.97	153	153	158	158	185	185	190	190	348
2	DABAYA-TIENTCHEU Vencelas	FRA	28 APR 1981	A	68.38	147	151	153	151	187	197	197	187	338
3	MARTIROSYAN Tigran Gevorg	ARM	9 JUN 1988	A	68.90	153	156	156	153	183	185	185	185	338
4	BORRERO Yordanis	CUB	3 JAN 1978	A	68.92	140	145	148	148	171	171	180	180	328
5	MIRZAYEV Turan	AZE	24 SEP 1979	A	68.86	142	146	149	146	181	183	187	181	327
6	KIM Chol Jin	PRK	31 OCT 1978	A	68.64	140	146	150	146	180	180	180	180	326
7	BAYRAMOV Afgan	AZE	14 OCT 1983	A	68.41	137	142	145	145	175	187	187	175	320
8	SUPHALAK Sitthisak	THA	23 APR 1984	A	68.99	141	145	147	147	171	171	175	171	318
9	DUDOGLO Alexandru	MDA	20 MAR 1989	B	68.68	145	145	148	145	163	168	172	172	317
10	SHINTANI Yoshito	JPN	7 DEC 1981	B	68.76	130	130	135	135	170	175	177	175	310
11	ABDELAZIM Tarek	EGY	18 MAY 1987	B	68.87	138	142	142	138	168	172	175	172	310
12	KURNIAWAN Edi	INA	7 JAN 1988	B	68.85	135	140	140	135	165	170	172	172	307
13	RUBIO Israel Jose	VEN	11 JAN 1981	B	68.23	139	143	143	139	167	171	171	167	306
14	SHALOYAN Artyom	GER	31 JUL 1976	B	68.79	130	133	135	135	160	165	171	165	300
15	PINEDA Luis Miguel	COL	3 AUG 1988	B	68.14	127	132	135	132	161	167	170	167	299
16	VIDANAGE Chinthana	SRI	31 DEC 1981	C	68.90	120	125	128	128	160	165	168	165	293
17	LUNA-GRENIER Francis	CAN	24 MAY 1987	C	68.97	125	131	131	131	155	162	167	162	293
18	SILVA Welisson	BRA	22 NOV 1983	C	68.92	130	135	138	135	155	162	162	155	290
19	MARTIN Razvan	ROU	22 DEC 1991	B	68.85	130	135	135	130	158	165	165	158	288
20	MINASIDIS Dimitris	CYP	29 APR 1989	C	66.32	125	128	132	128	155	155	161	155	283
21	SPOONER Mark	NZL	12 DEC 1984	C	68.86	123	127	127	123	153	158	161	158	281
22	ADHIKARI Kamal Bahadur	NEP	20 JUL 1977	C	68.67	107	114	---	114	142	154	---	154	268
23	ESAU Logona	TUV	2 MAR 1987	C	68.14	102	107	110	110	138	144	148	144	254
24	SANGOV Nizom	TJK	26 JUN 1983	C	66.06	110	115	117	115	130	135	138	135	250
	SHI Zhiyong	CHN	10 FEB 1980	A	68.17	152	152	157	152	---	---	---	---	DNF
	ROSU Alexandru	ROU	30 APR 1987	B	68.91	136	136	141	136	165	165	165	---	DNF
	de LUCA Giorgio	ITA	19 JUN 1984	B	68.93	131	131	136	131	160	160	160	---	DNF
	TRASHA Gert	ALB	31 JAN 1988	B	68.68	136	136	136	---	---	---	---	---	DNF
	MOSQUERA Edwin	COL	26 JUL 1985	B	68.59	134	---	---	---	---	---	---	---	DNF
	LEE Baeyoung	KOR	10 DEC 1979	A	68.67	150	153	155	155	184	186	186	---	DNF

Legend:
DNF Did Not Finish



START LIST

秩序单 / LISTE DE DÉPART

Weigh-In Start: 08:00

Bib Number	Lot No	Name	NOC Code	Date of Birth	Entry Total
1	18	BARDIS Giovanni	FRA	21 MAY 1987	340
2	24	MARCHESSOU Romain	MON	9 SEP 1985	253
3	34	ANTHONY Darryn	RSA	18 DEC 1985	315
4	43	RUSU Razvan	ROU	4 MAR 1988	320
5	48	BARANYAI Janos	HUN	24 JUN 1984	335
6	55	PATTERSON Richie	NZL	30 APR 1983	316
7	64	YUSUPOV Sherzodjon	UZB	10 OCT 1982	335
8	70	EKPO Felix	NGR	10 MAY 1981	335
9	115	QERIMAJ Erkand	ALB	10 AUG 1988	345
10	156	VUETI Josefa	FIJ	6 FEB 1979	290
11	180	GUTU Andrei	MDA	16 SEP 1980	315
12	182	OCANDO Jose Leonardo	VEN	17 MAR 1986	342
13	199	VAUGHN Chad	USA	11 MAY 1980	340
14	227	ESPELETA Carlos	ARG	21 MAR 1984	325

TECHNICAL DELEGATE:	ADAMFI Attila	HUN		
PRESIDENT OF JURY:	COFFA Salvatore	AUS		
MEMBERS OF JURY:	HUH Rock	KOR	RIMBOCK Karl-Ernst	GER
	MATHE Jozsef	HUN	YANG Binsheng	CHN
	NURIKIAN Norair Aram	BUL	PEYA Katharina	AUT
TECHNICAL CONTROLLERS:	JOHANSSON John Benny	SWE	VLAD Nicu	ROU
DOCTORS:	IRANI Mehernoosh Sheriar	GBR	BAROGA Marta-Victoria	ROU
SECRETARIES:	JOHN William Thomas Myrddin	GBR	TALIC Mladan	CAN
WEIGH-IN OFFICIALS:	SANCHEZ Claudio Jose	ESP	YANG Su-Kuan	TPE



START LIST

秩序单 / LISTE DE DÉPART

Weigh-In Start: 17:00

Bib Number	Lot No	Name	NOC Code	Date of Birth	Entry Total
1	2	CAMBAR Ivan	CUB	29 DEC 1983	362
2	49	PEREPECHENOV Oleg	RUS	6 SEP 1975	367
3	53	NASUTION SW	INA	25 MAR 1981	350
4	65	LI Hongli	CHN	26 DEC 1980	370
5	92	MEJIAS OA	VEN	21 JUL 1982	353
6	94	SZRAMIAK Krzysztof	POL	9 JUL 1984	367
7	95	SA Jaehyouk	KOR	29 JAN 1985	370
8	142	KIM Kwanghoon	KOR	31 JAN 1982	365
9	143	LAHUN Siarhei	BLR	27 MAY 1988	360
10	145	SAGIR Taner	TUR	13 MAR 1985	370
11	159	ELHADDAD Mahmoud	EGY	10 MAR 1986	355
12	170	DAVTYAN Gevorg	ARM	4 JAN 1983	368
13	183	KUZNETSOV Vladimir	KAZ	21 APR 1984	366
14	241	KHACHATRYAN Ara	ARM	13 SEP 1982	365

TECHNICAL DELEGATE:	COFFA Salvatore	AUS		
PRESIDENT OF JURY:	KUOPPALA Taisto Elis Kullervo	FIN		
MEMBERS OF JURY:	CHALAK Basilio Miguel	ARG	SANDALOV Yury	RUS
	BASKHAIROUN Gamil Hanna	EGY	YODBANGTOEY Intarat Maj Gen	THA
	ONG Poh Eng	MAS	McVEY Deborah Louise	USA
TECHNICAL CONTROLLERS:	KURLOVICH Alexander	BLR	CHINEN Reiko	JPN
DOCTORS:	HERRICK Richard Thomas	USA	SHAHABI-SHOJAEI Asghar	IRI
SECRETARIES:	BARAK Shimon	ISR	TISCHLER Horst Friedrich	SUI
WEIGH-IN OFFICIALS:	EL KAISSI Mohamad	LIB	ALVAREZ Celsa de los Dolores	ESP



PROTOCOL

竞赛记录表 / PROTOCOLE

Bib No	Lot No	Name	NOC Code	Date of Birth	Entry Total	Body-weight	Snatch				Clean & Jerk				Total
							1	2	3	Result	1	2	3	Result	
1	18	BARDIS Giovanni	FRA	21 MAY 1987	340	76.83	149	153	156	156	173	178	178	173	329
2	24	MARCHESSOU Romain	MON	9 SEP 1985	253	75.53	105	110	115	110	135	140	145	140	250
3	34	ANTHONY Darryn	RSA	18 DEC 1985	315	76.98	135	135	144	135	160	170	173	160	295
4	43	RUSU Razvan	ROU	4 MAR 1988	320	76.69	130	135	140	140	170	175	175	170	310
5	48	BARANYAI Janos	HUN	24 JUN 1984	335	76.92	140	145	148	145	---	---	---	---	DNF
6	55	PATTERSON Richie	NZL	30 APR 1983	316	76.57	130	137	137	130	170	176	176	170	300
7	64	YUSUPOV Sherzodjon	UZB	10 OCT 1982	335	76.24	140	144	148	144	178	185	185	178	322
8	70	EKPO Felix	NGR	10 MAY 1981	335	75.83	143	148	150	143	178	182	185	182	325
9	115	QERIMAJ Erkand	ALB	10 AUG 1988	345	76.52	145	150	154	154	182	187	193	187	341
10	156	VUETI Josefa	FIJ	6 FEB 1979	290	76.15	115	120	124	124	155	162	162	155	279
11	180	GUTU Andrei	MDA	16 SEP 1980	315	76.38	140	145	147	145	160	165	165	160	305
12	182	OCANDO Jose Leonardo	VEN	17 MAR 1986	342	76.90	140	140	140	140	182	182	186	182	322
13	199	VAUGHN Chad	USA	11 MAY 1980	340	76.81	144	144	147	147	182	182	183	---	DNF
14	227	ESPELETA Carlos	ARG	21 MAR 1984	325	76.93	140	140	145	140	170	170	170	170	310

TECHNICAL DELEGATE:	ADAMFI Attila	HUN		
PRESIDENT OF JURY:	COFFA Salvatore	AUS		
MEMBERS OF JURY:	RIMBOCK Karl-Ernst	GER	HUH Rock	KOR
	MATHE Jozsef	HUN	YANG Binsheng	CHN
	NURIKIAN Norair Aram	BUL	PEYA Katharina	AUT
CENTRE REFEREE:	PAPADOPOULOS Charalampos	GRE		
REFEREES:	SIVOKHIN Ivan	KAZ	MATTINGSDAL Per Jostein	NOR
RESERVE:	TARIGAN Pergunan	INA		
TECHNICAL CONTROLLERS:	JOHANSSON John Benny	SWE	VLAD Nicu	ROU
DOCTORS:	IRANI Mehernoosh Sheriar	GBR	BAROGA Marta-Victoria	ROU
SECRETARIES:	JOHN William Thomas Myrddin	GBR	TALIC Mladan	CAN
WEIGH-IN OFFICIALS:	SANCHEZ Claudio Jose	ESP	YANG Su-Kuan	TPE

SECRETARY

PRESIDENT OF JURY

Legend:
DNF Did Not Finish



PROTOCOL

竞赛记录表 / PROTOCOLE

Bib No	Lot No	Name	NOC Code	Date of Birth	Entry Total	Body-weight	Snatch				Clean & Jerk				Total
							1	2	3	Result	1	2	3	Result	
1	2	CAMBAR Ivan	CUB	29 DEC 1983	362	76.53	152	157	160	157	190	196	196	196	353
2	49	PEREPECHENOV Oleg	RUS	6 SEP 1975	367	76.80	158	162	165	162	192	199	199	192	354
3	53	NASUTION Sandow Weldemar	INA	25 MAR 1981	350	76.92	145	152	153	153	185	194	200	194	347
4	65	LI Hongli	CHN	26 DEC 1980	370	76.91	163	168	170	168	193	198	198	198	366
5	92	MEJIAS Octavio Antonio	VEN	21 JUL 1982	353	76.53	152	157	157	152	185	185	185	---	DNF
6	94	SZRAMIAK Krzysztof	POL	9 JUL 1984	367	76.71	157	161	165	161	191	191	194	191	352
7	95	SA Jaehyouk	KOR	29 JAN 1985	370	76.46	160	163	165	163	201	203	211	203	366
8	142	KIM Kwanghoon	KOR	31 JAN 1982	365	76.86	155	155	160	155	200	206	206	200	355
9	143	LAHUN Siarhei	BLR	27 MAY 1988	360	76.56	153	157	157	157	187	192	196	192	349
10	145	SAGIR Taner	TUR	13 MAR 1985	370	76.73	165	165	165	---	---	---	---	---	DNF
11	159	ELHADDAD Mahmoud	EGY	10 MAR 1986	355	76.73	145	150	155	150	192	198	198	192	342
12	170	DAVTYAN Gevorg	ARM	4 JAN 1983	368	76.77	165	165	165	165	195	195	201	195	360
13	183	KUZNETSOV Vladimir	KAZ	21 APR 1984	366	76.86	155	160	160	160	191	191	197	191	351
14	241	KHACHATRYAN Ara	ARM	13 SEP 1982	365	76.78	162	166	166	162	191	195	195	191	353

TECHNICAL DELEGATE:	COFFA Salvatore	AUS		
PRESIDENT OF JURY:	KUOPPALA Taisto Elis Kullervo	FIN		
MEMBERS OF JURY:	CHALAK Basilio Miguel	ARG	YODBANGTOEY Intarat Maj Gen	THA
	SANDALOV Yury	RUS	BASKHAIROUN Gamil Hanna	EGY
	ONG Poh Eng	MAS	McVEY Deborah Louise	USA
CENTRE REFEREE:	PUTSOV Oleksandr	UKR		
REFEREES:	MORETTI Claudia	ITA	JALAYER Parviz	IRI
RESERVE:	RESTREPO William de Jesus	COL		
TECHNICAL CONTROLLERS:	KURLOVICH Alexander	BLR	CHINEN Reiko	JPN
DOCTORS:	HERRICK Richard Thomas	USA	SHAHABI-SHOJAEI Asghar	IRI
SECRETARIES:	BARAK Shimon	ISR	TISCHLER Horst Friedrich	SUI
WEIGH-IN OFFICIALS:	EL KAISSI Mohamad	LIB	ALVAREZ Celsa de los Dolores	ESP

SECRETARY

PRESIDENT OF JURY

Legend:
DNF Did Not Finish



RESULTS

比赛成绩 / RÉSULTATS

Rank	Name	NOC Code	Date of Birth	Group	Body-weight	Snatch				Clean & Jerk				Total
						1	2	3	Result	1	2	3	Result	
1	SA Jaehyouk	KOR	29 JAN 1985	A	76.46	160	163	165	163	201	203	211	203	366
2	LI Hongli	CHN	26 DEC 1980	A	76.91	163	168	170	168	193	198	198	198	366
3	DAVTYAN Gevorg	ARM	4 JAN 1983	A	76.77	165	165	165	165	195	195	201	195	360
4	KIM Kwanghoon	KOR	31 JAN 1982	A	76.86	155	155	160	155	200	206	206	200	355
5	PEREPECHENOV Oleg	RUS	6 SEP 1975	A	76.80	158	162	165	162	192	199	199	192	354
6	CAMBAR Ivan	CUB	29 DEC 1983	A	76.53	152	157	160	157	190	196	196	196	353
7	KHACHATRYAN Ara	ARM	13 SEP 1982	A	76.78	162	166	166	162	191	195	195	191	353
8	SZRAMIAK Krzysztof	POL	9 JUL 1984	A	76.71	157	161	165	161	191	191	194	191	352
9	KUZNETSOV Vladimir	KAZ	21 APR 1984	A	76.86	155	160	160	160	191	191	197	191	351
10	LAHUN Siarhei	BLR	27 MAY 1988	A	76.56	153	157	157	157	187	192	196	192	349
11	NASUTION Sandow Weldemar	INA	25 MAR 1981	A	76.92	145	152	153	153	185	194	200	194	347
12	ELHADDAD Mahmoud	EGY	10 MAR 1986	A	76.73	145	150	155	150	192	198	198	192	342
13	QERIMAJ Erkand	ALB	10 AUG 1988	B	76.52	145	150	154	154	182	187	193	187	341
14	BARDIS Giovanni	FRA	21 MAY 1987	B	76.83	149	153	156	156	173	178	178	173	329
15	EKPO Felix	NGR	10 MAY 1981	B	75.83	143	148	150	143	178	182	185	182	325
16	YUSUPOV Sherzodjon	UZB	10 OCT 1982	B	76.24	140	144	148	144	178	185	185	178	322
17	OCANDO Jose Leonardo	VEN	17 MAR 1986	B	76.90	140	140	140	140	182	182	186	182	322
18	RUSU Razvan	ROU	4 MAR 1988	B	76.69	130	135	140	140	170	175	175	170	310
19	ESPELETA Carlos	ARG	21 MAR 1984	B	76.93	140	140	145	140	170	170	170	170	310
20	GUTU Andrei	MDA	16 SEP 1980	B	76.38	140	145	147	145	160	165	165	160	305
21	PATTERSON Richie	NZL	30 APR 1983	B	76.57	130	137	137	130	170	176	176	170	300
22	ANTHONY Darryn	RSA	18 DEC 1985	B	76.98	135	135	144	135	160	170	173	160	295
23	VUETI Josefa	FIJ	6 FEB 1979	B	76.15	115	120	124	124	155	162	162	155	279
24	MARCHESSOU Romain	MON	9 SEP 1985	B	75.53	105	110	115	110	135	140	145	140	250
	BARANYAI Janos	HUN	24 JUN 1984	B	76.92	140	145	148	145	---	---	---	---	DNF
	MEJIAS Octavio Antonio	VEN	21 JUL 1982	A	76.53	152	157	157	152	185	185	185	---	DNF
	SAGIR Taner	TUR	13 MAR 1985	A	76.73	165	165	165	---	---	---	---	---	DNF
	VAUGHN Chad	USA	11 MAY 1980	B	76.81	144	144	147	147	182	182	183	---	DNF

Legend:
DNF Did Not Finish



START LIST

秩序单 / LISTE DE DÉPART

Weigh-In Start: 08:00

Bib Number	Lot No	Name	NOC Code	Date of Birth	Entry Total
1	1	ANDICA Carlos	COL	12 NOV 1983	365
2	23	ULOKO Benedict	NGR	19 MAR 1984	345
3	60	FARRIS Kendrick	USA	2 JUL 1986	361
4	69	KUTLIK Ondrej	SVK	9 SEP 1976	350
5	114	KATOATAU David	KIR	17 JUL 1984	315
6	139	DIXIE Terrence	SEY	15 OCT 1983	240
7	169	TSIREKIDZE Rauli	GEO	24 MAY 1987	340
8	190	MARQUEZ HC	VEN	1 DEC 1980	364
9	204	BATCHAYA Brice Vivien	CMR	16 AUG 1985	320
10	245	MOLDODOSOV Ulanbek	KGZ	18 JUN 1976	351

TECHNICAL DELEGATE:

PRESIDENT OF JURY:

MEMBERS OF JURY:

TECHNICAL CONTROLLERS:

DOCTORS:

SECRETARIES:

WEIGH-IN OFFICIALS:

COFFA Salvatore	AUS		
KUOPPALA Taisto Elis Kullervo	FIN		
CHALAK Basilio Miguel	ARG	SANDALOV Yury	RUS
BASKHAIROUN Gamil Hanna	EGY	YODBANGTOEY Intarat Maj Gen	THA
ONG Poh Eng	MAS	McVEY Deborah Louise	USA
SANCHEZ Pedro Jose Jaime	AUS	LASSEN Moira Jean	GBR
HERRICK Richard Thomas	USA	SHAHABI-SHOJAEI Asghar	IRI
BARAK Shimon	ISR	TISCHLER Horst Friedrich	SUI
EL KAISSI Mohamad	LIB	ALVAREZ Celsa de los Dolores	ESP



START LIST

秩序单 / LISTE DE DÉPART

Weigh-In Start: 17:00

Bib Number	Lot No	Name	NOC Code	Date of Birth	Entry Total
1	4	INCE Izzet	TUR	1 JAN 1981	375
2	5	CHASHEMOV Mansurbek	UZB	22 JUN 1983	380
3	7	RYBAKOU Andrei	BLR	4 MAR 1982	390
4	8	HENNEQUIN Benjamin	FRA	24 AUG 1984	371
5	57	LU Yong	CHN	1 JAN 1986	390
6	128	MARTIROSYAN TV	ARM	3 MAR 1983	382
7	131	VALLADARES Jadier	CUB	11 OCT 1982	373
8	147	ZAIROV Intigam	AZE	21 APR 1985	375
9	168	STRALTSOU Vadzim	BLR	30 APR 1986	370
10	197	GEVORGYAN Edgar	ARM	21 MAY 1982	377
11	258	SEDOV Vladimir	KAZ	2 MAR 1988	386

TECHNICAL DELEGATE:	ADAMFI Attila	HUN		
PRESIDENT OF JURY:	COFFA Salvatore	AUS		
MEMBERS OF JURY:	HUH Rock	KOR	RIMBOCK Karl-Ernst	GER
	MATHE Jozsef	HUN	YANG Binsheng	CHN
	NURIKIAN Norair Aram	BUL	PEYA Katharina	AUT
TECHNICAL CONTROLLERS:	JOHANSSON John Benny	SWE	VLAD Nicu	ROU
DOCTORS:	IRANI Mehernoosh Sheriar	GBR	BAROGA Marta-Victoria	ROU
SECRETARIES:	JOHN William Thomas Myrddin	GBR	TALIC Mladan	CAN
WEIGH-IN OFFICIALS:	SANCHEZ Claudio Jose	ESP	YANG Su-Kuan	TPE



PROTOCOL

竞赛记录表 / PROTOCOLE

Bib No	Lot No	Name	NOC Code	Date of Birth	Entry Total	Body-weight	Snatch				Clean & Jerk				Total
							1	2	3	Result	1	2	3	Result	
1	1	ANDICA Carlos	COL	12 NOV 1983	365	84.62	155	160	160	155	190	195	201	201	356
2	23	ULOKO Benedict	NGR	19 MAR 1984	345	84.97	144	148	151	148	167	187	191	191	339
3	60	FARRIS Kendrick	USA	2 JUL 1986	361	84.14	153	157	160	160	195	195	202	202	362
4	69	KUTLIK Ondrej	SVK	9 SEP 1976	350	84.89	150	155	155	150	186	191	193	193	343
5	114	KATOATAU David	KIR	17 JUL 1984	315	84.17	130	130	135	135	170	178	178	178	313
6	139	DIXIE Terrence	SEY	15 OCT 1983	240	82.67	110	115	115	115	130	140	140	140	255
7	169	TSIREKIDZE Rauli	GEO	24 MAY 1987	340	84.55	143	143	148	143	---	---	---	---	DNF
8	190	MARQUEZ Herbys Charlys	VEN	1 DEC 1980	364	84.91	152	152	152	---	---	---	---	---	DNF
9	204	BATCHAYA Brice Vivien	CMR	16 AUG 1985	320	82.77	150	153	155	153	180	185	185	180	333
10	245	MOLDODOSOV Ulanbek	KGZ	18 JUN 1976	351	84.74	152	160	160	152	182	190	194	194	346

TECHNICAL DELEGATE:	COFFA Salvatore	AUS		
PRESIDENT OF JURY:	YODBANGTOEY Intarat Maj Gen	THA		
MEMBERS OF JURY:	CHALAK Basilio Miguel	ARG	KUOPPALA Taisto Elis Kullervo	FIN
	SANDALOV Yury	RUS	BASKHAIRON Gamil Hanna	EGY
	ONG Poh Eng	MAS	McVEY Deborah Louise	USA
CENTRE REFEREE:	MORETTI Claudia	ITA		
REFEREES:	SIVOKHIN Ivan	KAZ	OZKAYA Telat	TUR
RESERVE:	TCHOBANIAN Haroutun Garabed	ARM		
TECHNICAL CONTROLLERS:	SANCHEZ Pedro Jose Jaime	AUS	LASSEN Moira Jean	CAN
DOCTORS:	HERRICK Richard Thomas	USA	SHAHABI-SHOJAEI Asghar	IRI
SECRETARIES:	BARAK Shimon	ISR	TISCHLER Horst Friedrich	SUI
WEIGH-IN OFFICIALS:	EL KAISSI Mohamad	LIB	ALVAREZ Celsa de los Dolores	ESP

SECRETARY

PRESIDENT OF JURY

Legend:
DNF Did Not Finish



PROTOCOL

竞赛记录表 / PROTOCOLE

Bib No	Lot No	Name	NOC Code	Date of Birth	Entry Total	Body-weight	Snatch				Clean & Jerk				Total
							1	2	3	Result	1	2	3	Result	
1	4	INCE Izzet	TUR	1 JAN 1981	375	84.29	165	165	170	170	190	---	---	---	DNF
2	5	CHASHEMOV Mansurbek	UZB	22 JUN 1983	380	84.71	165	165	169	165	195	199	202	202	367
3	7	RYBAKOU Andrei	BLR	4 MAR 1982	390	84.69	180	185	185	185	200	204	209	209	394
4	8	HENNEQUIN Benjamin	FRA	24 AUG 1984	371	84.55	157	162	162	162	196	201	205	205	367
5	57	LU Yong	CHN	1 JAN 1986	390	84.41	175	180	183	180	208	214	214	214	394
6	128	MARTIROSYAN Tigran Varban	ARM	3 MAR 1983	382	83.78	172	177	180	177	203	203	206	203	380
7	131	VALLADARES Jadier	CUB	11 OCT 1982	373	84.84	161	166	169	169	198	198	203	203	372
8	147	ZAIROV Intigam	AZE	21 APR 1985	375	84.52	160	166	166	166	195	199	199	195	361
9	168	STRALTSOU Vadzim	BLR	30 APR 1986	370	84.37	170	---	---	---	---	---	---	---	DNF
10	197	GEVORGYAN Edgar	ARM	21 MAY 1982	377	84.69	170	170	176	176	196	196	196	---	DNF
11	258	SEDOV Vladimir	KAZ	2 MAR 1988	386	84.54	170	175	180	180	200	203	203	200	380

New Records:

85 kg Snatch 185 kg RYBAKOU Andrei BLR OR
85 kg Total 394 kg RYBAKOU Andrei BLR WR OR

TECHNICAL DELEGATE: ADAMFI Attila HUN
PRESIDENT OF JURY: COFFA Salvatore AUS
MEMBERS OF JURY: RIMBOCK Karl-Ernst GER HUH Rock KOR
MATHE Jozsef HUN YANG Binsheng CHN
NURIKIAN Norair Aram BUL PEYA Katharina AUT
CENTRE REFEREE: ORTIZ Maritza Altagracia DOM
REFEREES: PUTSOV Oleksandr UKR WIELOGORSKI Zygmunt Jakub POL
RESERVE: CANNON Stephen Brian GBR
TECHNICAL CONTROLLERS: JOHANSSON John Benny SWE VLAD Nicu ROU
DOCTORS: IRANI Mehernoosh Sheriar GBR BAROGA Marta-Victoria ROU
SECRETARIES: JOHN William Thomas Myrddin GBR TALIC Mladan CAN
WEIGH-IN OFFICIALS: SANCHEZ Claudio Jose ESP YANG Su-Kuan TPE

SECRETARY

PRESIDENT OF JURY

Legend:
DNF Did Not Finish

OR Olympic Record

WR World Record



RESULTS

比赛成绩 / RÉSULTATS

Rank	Name	NOC Code	Date of Birth	Group	Body-weight	Snatch				Clean & Jerk				Total
						1	2	3	Result	1	2	3	Result	
1	LU Yong	CHN	1 JAN 1986	A	84.41	175	180	183	180	208	214	214	214	394
2	RYBAKOU Andrei	BLR	4 MAR 1982	A	84.69	180	185	185	185	200	204	209	209	394
3	MARTIROSYAN Tigran Varban	ARM	3 MAR 1983	A	83.78	172	177	180	177	203	203	206	203	380
4	SEDOV Vladimir	KAZ	2 MAR 1988	A	84.54	170	175	180	180	200	203	203	200	380
5	VALLADARES Jadier	CUB	11 OCT 1982	A	84.84	161	166	169	169	198	198	203	203	372
6	HENNEQUIN Benjamin	FRA	24 AUG 1984	A	84.55	157	162	162	162	196	201	205	205	367
7	CHASHEMOV Mansurbek	UZB	22 JUN 1983	A	84.71	165	165	169	165	195	199	202	202	367
8	FARRIS Kendrick	USA	2 JUL 1986	B	84.14	153	157	160	160	195	195	202	202	362
9	ZAIROV Intigam	AZE	21 APR 1985	A	84.52	160	166	166	166	195	199	199	195	361
10	ANDICA Carlos	COL	12 NOV 1983	B	84.62	155	160	160	155	190	195	201	201	356
11	MOLDODOSOV Ulanbek	KGZ	18 JUN 1976	B	84.74	152	160	160	152	182	190	194	194	346
12	KUTLIK Ondrej	SVK	9 SEP 1976	B	84.89	150	155	155	150	186	191	193	193	343
13	ULOKO Benedict	NGR	19 MAR 1984	B	84.97	144	148	151	148	187	187	191	191	339
14	BATCHAYA Brice Vivien	CMR	16 AUG 1985	B	82.77	150	153	155	153	180	185	185	180	333
15	KATOATAU David	KIR	17 JUL 1984	B	84.17	130	130	135	135	170	178	178	178	313
16	DIXIE Terrence	SEY	15 OCT 1983	B	82.67	110	115	115	115	130	140	140	140	255
	INCE Izzet	TUR	1 JAN 1981	A	84.29	165	165	170	170	190	---	---	---	DNF
	STRALTSOU Vadzim	BLR	30 APR 1986	A	84.37	170	---	---	---	---	---	---	---	DNF
	TSIREKIDZE Rauli	GEO	24 MAY 1987	B	84.55	143	143	148	143	---	---	---	---	DNF
	MARQUEZ Herbys Charlys	VEN	1 DEC 1980	B	84.91	152	152	152	---	---	---	---	---	DNF
	GEVORGYAN Edgar	ARM	21 MAY 1982	A	84.69	170	170	176	176	196	196	196	---	DNF

New Records:

85 kg Snatch 185 kg RYBAKOU Andrei BLR OR
85 kg Total 394 kg RYBAKOU Andrei BLR WR OR

Legend:

DNF Did Not Finish

OR Olympic Record

WR World Record



START LIST

秩序单 / LISTE DE DÉPART

Weigh-In Start: 13:30

Bib Number	Lot No	Name	NOC Code	Date of Birth	Entry Total
1	98	BRATAN Evgheni	MDA	22 MAY 1981	388
2	110	VACARCIUC Vadim	MDA	1 OCT 1972	390
3	165	TRIANAFYLLOU A	GRE	30 MAY 1987	350
4	176	GUADAMUD Eduardo	ECU	11 JUN 1986	391
5	181	AKKAEV Khadzhimurat	RUS	27 MAR 1985	390
6	210	NAVARRO Jose Juan	ESP	14 APR 1981	391
7	211	BHOLLAH Ravi	MRI	28 SEP 1981	50
8	243	GKARIPIS Konstantinos	GRE	12 MAR 1981	360

TECHNICAL DELEGATE:	ADAMFI Attila	HUN		
PRESIDENT OF JURY:	COFFA Salvatore	AUS		
MEMBERS OF JURY:	HUH Rock	KOR	RIMBOCK Karl-Ernst	GER
	MATHE Jozsef	HUN	YANG Binsheng	CHN
	NURIKIAN Norair Aram	BUL	PEYA Katharina	AUT
TECHNICAL CONTROLLERS:	JOHANSSON John Benny	SWE	VLAD Nicu	ROU
DOCTORS:	IRANI Mehernoosh Sheriar	GBR	BAROGA Marta-Victoria	ROU
SECRETARIES:	JOHN William Thomas Myrddin	GBR	TALIC Mladan	CAN
WEIGH-IN OFFICIALS:	SANCHEZ Claudio Jose	ESP	YANG Su-Kuan	TPE



START LIST

秩序单 / LISTE DE DÉPART

Weigh-In Start: 17:00

Bib Number	Lot No	Name	NOC Code	Date of Birth	Entry Total
1	41	HERNANDEZ Yohandrys	CUB	25 MAY 1980	400
2	72	BONK Bartlomiej	POL	11 OCT 1984	405
3	88	EBRAHIMI Asghar	IRI	1 APR 1982	400
4	116	KOLECKI Szymon	POL	12 OCT 1981	405
5	138	PASHAYEV Nizami	AZE	2 FEB 1981	400
6	150	ILIN Ilya	KAZ	24 MAY 1988	411
7	160	KONSTANTINOV Roman	RUS	15 AUG 1983	395
8	167	KASABIEV Arsen	GEO	15 NOV 1987	405
9	198	SPIESS Jurgen	GER	26 MAR 1984	396
10	237	IVANOV Artem	UKR	16 DEC 1987	395

TECHNICAL DELEGATE:

PRESIDENT OF JURY:

MEMBERS OF JURY:

TECHNICAL CONTROLLERS:

DOCTORS:

SECRETARIES:

WEIGH-IN OFFICIALS:

COFFA Salvatore	AUS		
KUOPPALA Taisto Elis Kullervo	FIN		
CHALAK Basilio Miguel	ARG	SANDALOV Yury	RUS
BASKHAIROUN Gamil Hanna	EGY	YODBANGTOEY Intarat Maj Gen	THA
ONG Poh Eng	MAS	McVEY Deborah Louise	USA
SANCHEZ Pedro Jose Jaime	AUS	LASSEN Moira Jean	GBR
HERRICK Richard Thomas	USA	SHAHABI-SHOJAEI Asghar	IRI
BARAK Shimon	ISR	TISCHLER Horst Friedrich	SUI
EL KAISSI Mohamad	LIB	ALVAREZ Celsa de los Dolores	ESP



PROTOCOL

竞赛记录表 / PROTOCOLE

Bib No	Lot No	Name	NOC Code	Date of Birth	Entry Total	Body-weight	Snatch				Clean & Jerk				Total
							1	2	3	Result	1	2	3	Result	
1	98	BRATAN Evgheni	MDA	22 MAY 1981	388	93.71	170	175	175	170	200	207	207	200	370
2	110	VACARCIUC Vadim	MDA	1 OCT 1972	390	93.69	168	168	172	168	205	205	212	205	373
3	165	TRIANAFYLLOU Anastasios	GRE	30 MAY 1987	350	93.90	147	155	160	155	185	190	196	196	351
4	176	GUADAMUD Eduardo	ECU	11 JUN 1986	391	93.71	165	170	170	165	206	206	206	---	DNF
5	181	AKKAEV Khadzhimurat	RUS	27 MAR 1985	390	92.99	178	182	185	185	212	215	217	217	402
6	210	NAVARRO Jose Juan	ESP	14 APR 1981	391	93.09	165	170	173	173	206	210	212	210	383
7	211	BHOLLAH Ravi	MRI	28 SEP 1981	280	93.03	125	130	130	125	145	150	157	150	275
8	243	GKARIPIS Konstantinos	GRE	12 MAR 1981	360	93.01	150	157	160	160	190	195	200	200	360

TECHNICAL DELEGATE:	ADAMFI Attila	HUN		
PRESIDENT OF JURY:	COFFA Salvatore	AUS		
MEMBERS OF JURY:	RIMBOCK Karl-Ernst	GER	HUH Rock	KOR
	MATHE Jozsef	HUN	YANG Binsheng	CHN
	NURIKIAN Norair Aram	BUL	PEYA Katharina	AUT
CENTRE REFEREE:	MORETTI Claudia	ITA		
REFEREES:	OZKAYA Telat	TUR	JALAYER Parviz	IRI
TECHNICAL CONTROLLERS:	JOHANSSON John Benny	SWE	VLAD Nicu	ROU
DOCTORS:	IRANI Mehernoosh Sheriar	GBR	BAROGA Marta-Victoria	ROU
SECRETARIES:	JOHN William Thomas Myrddin	GBR	TALIC Mladan	CAN
WEIGH-IN OFFICIALS:	SANCHEZ Claudio Jose	ESP	YANG Su-Kuan	TPE

SECRETARY

PRESIDENT OF JURY

Legend:
DNF Did Not Finish



PROTOCOL

竞赛记录表 / PROTOCOLE

Bib No	Lot No	Name	NOC Code	Date of Birth	Entry Total	Body-weight	Snatch				Clean & Jerk				Total
							1	2	3	Result	1	2	3	Result	
1	41	HERNANDEZ Yohandrys	CUB	25 MAY 1980	400	92.30	172	172	178	178	215	220	220	215	393
2	72	BONK Bartłomiej	POL	11 OCT 1984	405	93.00	175	180	180	175	211	211	212	---	DNF
3	88	EBRAHIMI Asghar	IRI	1 APR 1982	400	92.32	180	184	184	180	212	212	217	212	392
4	116	KOLECKI Szymon	POL	12 OCT 1981	405	93.73	174	177	179	179	217	224	228	224	403
5	138	PASHAYEV Nizami	AZE	2 FEB 1981	400	93.83	180	180	181	181	215	215	215	215	396
6	150	ILIN Ilya	KAZ	24 MAY 1988	411	93.64	175	180	---	180	223	223	226	226	406
7	160	KONSTANTINOV Roman	RUS	15 AUG 1983	395	93.90	175	179	179	175	212	212	222	212	387
8	167	KASABIEV Arsen	GEO	15 NOV 1987	405	93.69	172	176	178	176	215	223	231	223	399
9	198	SPIESS Jurgen	GER	26 MAR 1984	396	93.74	170	173	175	173	206	211	214	211	384
10	237	IVANOV Artem	UKR	16 DEC 1987	395	93.97	170	175	175	170	205	210	214	210	380

TECHNICAL DELEGATE:	COFFA Salvatore	AUS		
PRESIDENT OF JURY:	KUOPPALA Taisto Elis Kullervo	FIN		
MEMBERS OF JURY:	CHALAK Basilio Miguel	ARG	YODBANGTOEY Intarat Maj Gen	THA
	SANDALOV Yury	RUS	BASKHAIRON Gamil Hanna	EGY
	ONG Poh Eng	MAS	McVEY Deborah Louise	USA
CENTRE REFEREE:	MATTINGSDAL Per Jostein	NOR		
REFEREES:	TARIGAN Pergunan	INA	RESTREPO William de Jesus	COL
RESERVE:	PAPADOPOULOS Charalampos	GRE		
TECHNICAL CONTROLLERS:	SANCHEZ Pedro Jose Jaime	AUS	LASSEN Moira Jean	CAN
DOCTORS:	HERRICK Richard Thomas	USA	SHAHABI-SHOJAEI Asghar	IRI
SECRETARIES:	BARAK Shimon	ISR	TISCHLER Horst Friedrich	SUI
WEIGH-IN OFFICIALS:	EL KAISSI Mohamad	LIB	ALVAREZ Celsa de los Dolores	ESP

SECRETARY

PRESIDENT OF JURY

Legend:
DNF Did Not Finish



RESULTS

比赛成绩 / RÉSULTATS

Rank	Name	NOC Code	Date of Birth	Group	Body-weight	Snatch				Clean & Jerk				Total
						1	2	3	Result	1	2	3	Result	
1	ILIN Ilya	KAZ	24 MAY 1988	A	93.64	175	180	---	180	223	223	226	226	406
2	KOLECKI Szymon	POL	12 OCT 1981	A	93.73	174	177	179	179	217	224	228	224	403
3	AKKAEV Khadzhimurat	RUS	27 MAR 1985	B	92.99	178	182	185	185	212	215	217	217	402
4	KASABIEV Arsen	GEO	15 NOV 1987	A	93.69	172	176	178	176	215	223	231	223	399
5	PASHAYEV Nizami	AZE	2 FEB 1981	A	93.83	180	180	181	181	215	215	215	215	396
6	HERNANDEZ Yohandrys	CUB	25 MAY 1980	A	92.30	172	172	178	178	215	220	220	215	393
7	EBRAHIMI Asghar	IRI	1 APR 1982	A	92.32	180	184	184	180	212	212	217	212	392
8	KONSTANTINOV Roman	RUS	15 AUG 1983	A	93.90	175	179	179	175	212	212	222	212	387
9	SPIESS Jurgen	GER	26 MAR 1984	A	93.74	170	173	175	173	206	211	214	211	384
10	NAVARRO Jose Juan	ESP	14 APR 1981	B	93.09	165	170	173	173	206	210	212	210	383
11	IVANOV Artem	UKR	16 DEC 1987	A	93.97	170	175	175	170	205	210	214	210	380
12	VACARCIUC Vadim	MDA	1 OCT 1972	B	93.69	168	168	172	168	205	205	212	205	373
13	BRATAN Evgheni	MDA	22 MAY 1981	B	93.71	170	175	175	170	200	207	207	200	370
14	GKARIPIS Konstantinos	GRE	12 MAR 1981	B	93.01	150	157	160	160	190	195	200	200	360
15	TRIANAFYLLOU Anastasios	GRE	30 MAY 1987	B	93.90	147	155	160	155	185	190	196	196	351
16	BHOLLAH Ravi	MRI	28 SEP 1981	B	93.03	125	130	130	125	145	150	157	150	275
	BONK Bartlomiej	POL	11 OCT 1984	A	93.00	175	180	180	175	211	211	212	---	DNF
	GUADAMUD Eduardo	ECU	11 JUN 1986	B	93.71	165	170	170	165	206	206	206	---	DNF

Legend:

DNF Did Not Finish



START LIST

秩序单 / LISTE DE DÉPART

Weigh-In Start: 13:30

Bib Number	Lot No	Name	NOC Code	Date of Birth	Entry Total
1	15	TOROKHTIY Oleksiy	UKR	22 MAY 1986	405
2	22	BOER Moreno	ITA	9 JAN 1977	350
3	26	KOURTIDIS Nikolaos	GRE	1 APR 1986	400
4	51	EL SAYED Abdelrahman	EGY	19 MAY 1989	400
5	86	LOPEZ Crhistian	GUA	30 MAR 1984	340
6	193	SUDAS Bunyami	TUR	23 AUG 1975	385
7	196	TESOVIC Martin	SVK	26 OCT 1974	380
8	209	JOUGHILI Ahed	SYR	10 OCT 1984	405
9	216	WALZER Libor	CZE	8 DEC 1975	365
10	246	BIRANVAND Mohsen	IRI	6 SEP 1981	410

TECHNICAL DELEGATE:

PRESIDENT OF JURY:

MEMBERS OF JURY:

TECHNICAL CONTROLLERS:

DOCTORS:

SECRETARIES:

WEIGH-IN OFFICIALS:

COFFA Salvatore

KUOPPALA Taisto Elis Kullervo

CHALAK Basilio Miguel

BASKHAIROUN Gamil Hanna

ONG Poh Eng

KURLOVICH Alexander

HERRICK Richard Thomas

BARAK Shimon

EL KAISSI Mohamad

AUS

FIN

ARG

EGY

MAS

BLR

USA

ISR

LIB

SANDALOV Yury

YODBANGTOEY Intarat Maj Gen

McVEY Deborah Louise

CHINEN Reiko

SHAHABI-SHOJAEI Asghar

TISCHLER Horst Friedrich

ALVAREZ Celsa de los Dolores

RUS

THA

USA

JPN

IRI

SUI

ESP



START LIST

秩序单 / LISTE DE DÉPART

Weigh-In Start: 17:00

Bib Number	Lot No	Name	NOC Code	Date of Birth	Entry Total
1	17	AKHMETOV Bakhyt	KAZ	27 MAR 1979	421
2	56	LAPIKOV Dmitry	RUS	4 JUN 1982	420
3	67	DOLEGA Marcin	POL	18 JUL 1982	430
4	73	KUZILOV Albert	GEO	5 FEB 1985	418
5	121	ISTOMIN Sergey	KAZ	24 JAN 1986	416
6	127	RAZORONOV Igor	UKR	25 MAR 1970	420
7	132	VYSNIAUSKAS Ramunas	LTU	23 SEP 1976	420
8	166	DOLEGA Robert	POL	31 DEC 1977	415
9	177	KLOKOV Dmitriy	RUS	13 FEB 1983	420
10	206	ARAMNAU Andrei	BLR	17 APR 1988	430

TECHNICAL DELEGATE:

PRESIDENT OF JURY:

MEMBERS OF JURY:

TECHNICAL CONTROLLERS:

DOCTORS:

SECRETARIES:

WEIGH-IN OFFICIALS:

ADAMFI Attila	HUN		
COFFA Salvatore	AUS		
HUH Rock	KOR	RIMBOCK Karl-Ernst	GER
MATHE Jozsef	HUN	YANG Binsheng	CHN
NURIKIAN Norair Aram	BUL	PEYA Katharina	AUT
JOHANSSON John Benny	SWE	VLAD Nicu	ROU
IRANI Mehernoosh Sheriar	GBR	BAROGA Marta-Victoria	ROU
JOHN William Thomas Myrddin	GBR	TALIC Mladan	CAN
SANCHEZ Claudio Jose	ESP	YANG Su-Kuan	TPE



PROTOCOL

竞赛记录表 / PROTOCOLE

Bib No	Lot No	Name	NOC Code	Date of Birth	Entry Total	Body-weight	Snatch				Clean & Jerk				Total
							1	2	3	Result	1	2	3	Result	
1	15	TOROKHTIY Oleksiy	UKR	22 MAY 1986	405	104.64	172	177	181	177	213	220	220	213	390
2	22	BOER Moreno	ITA	9 JAN 1977	350	104.45	150	150	150	150	180	185	185	180	330
3	26	KOURTIDIS Nikolaos	GRE	1 APR 1986	400	103.36	171	176	176	176	210	215	221	221	397
4	51	EL SAYED Abdelrahman	EGY	19 MAY 1989	400	104.84	172	175	178	175	210	216	216	210	385
5	86	LOPEZ Crhistian	GUA	30 MAR 1984	340	103.76	150	155	155	150	180	186	186	186	336
6	193	SUDAS Bunyami	TUR	23 AUG 1975	385	104.39	163	166	166	166	202	207	210	207	373
7	196	TESOVIC Martin	SVK	26 OCT 1974	380	104.47	---	---	---	---	---	---	---	---	DNS
8	209	JOUGHILI Ahed	SYR	10 OCT 1984	405	104.90	170	170	175	170	215	215	216	216	386
9	216	WALZER Libor	CZE	8 DEC 1975	365	104.64	158	163	166	163	187	187	193	187	350
10	246	BIRANVAND Mohsen	IRI	6 SEP 1981	410	104.34	180	180	184	180	210	210	216	210	390

TECHNICAL DELEGATE:	COFFA Salvatore	AUS		
PRESIDENT OF JURY:	KUOPPALA Taisto Elis Kullervo	FIN		
MEMBERS OF JURY:	CHALAK Basilio Miguel	ARG	YODBANGTOEY Intarat Maj Gen	THA
	SANDALOV Yury	RUS	BASKHAIRON Gamil Hanna	EGY
	ONG Poh Eng	MAS	McVEY Deborah Louise	USA
CENTRE REFEREE:	del FRADE Marcelino Alejandro	CUB		
REFEREES:	WIELOGORSKI Zygmunt Jakub	POL	CANNON Stephen Brian	GBR
RESERVE:	BEEKHUIZEN Christian Georges	FRA		
TECHNICAL CONTROLLERS:	KURLOVICH Alexander	BLR	CHINEN Reiko	JPN
DOCTORS:	HERRICK Richard Thomas	USA	SHAHABI-SHOJAEI Asghar	IRI
SECRETARIES:	BARAK Shimon	ISR	TISCHLER Horst Friedrich	SUI
WEIGH-IN OFFICIALS:	EL KAISSI Mohamad	LIB	ALVAREZ Celsa de los Dolores	ESP

SECRETARY

PRESIDENT OF JURY

Legend:
DNS Did Not Start



PROTOCOL

竞赛记录表 / PROTOCOLE

Bib No	Lot No	Name	NOC Code	Date of Birth	Entry Total	Body-weight	Snatch				Clean & Jerk				Total
							1	2	3	Result	1	2	3	Result	
1	17	AKHMETOV Bakhyt	KAZ	27 MAR 1979	421	102.13	185	190	195	190	221	225	230	225	415
2	56	LAPIKOV Dmitry	RUS	4 JUN 1982	420	104.30	190	195	195	190	222	226	230	230	420
3	67	DOLEGA Marcin	POL	18 JUL 1982	430	104.37	195	200	201	195	225	228	228	225	420
4	73	KUZILOV Albert	GEO	5 FEB 1985	418	102.48	178	182	182	182	220	227	228	227	409
5	121	ISTOMIN Sergey	KAZ	24 JAN 1986	416	102.03	181	181	187	181	215	220	225	225	406
6	127	RAZORONOV Igor	UKR	25 MAR 1970	420	104.58	---	---	---	---	---	---	---	---	DSQ
7	132	VYSNIAUSKAS Ramunas	LTU	23 SEP 1976	420	104.18	180	180	183	180	220	---	---	---	DNF
8	166	DOLEGA Robert	POL	31 DEC 1977	415	104.27	178	181	184	184	217	221	221	221	405
9	177	KLOKOV Dmitriy	RUS	13 FEB 1983	420	104.72	185	190	193	193	222	226	230	230	423
10	206	ARAMNAU Andrei	BLR	17 APR 1988	430	104.76	193	197	200	200	225	230	236	236	436

New Records:

105 kg	Snatch	197 kg	ARAMNAU Andrei	BLR	OR
105 kg	Snatch	200 kg	ARAMNAU Andrei	BLR	WR OR JWR
105 kg	Clean & Jerk	236 kg	ARAMNAU Andrei	BLR	WR OR JWR
105 kg	Total	425 kg	ARAMNAU Andrei	BLR	JWR
105 kg	Total	430 kg	ARAMNAU Andrei	BLR	OR JWR
105 kg	Total	436 kg	ARAMNAU Andrei	BLR	WR OR JWR

TECHNICAL DELEGATE:	ADAMFI Attila	HUN	
PRESIDENT OF JURY:	COFFA Salvatore	AUS	
MEMBERS OF JURY:	RIMBOCK Karl-Ernst	GER	HUH Rock KOR
	MATHE Jozsef	HUN	YANG Binsheng CHN
	NURIKIAN Norair Aram	BUL	PEYA Katharina AUT
CENTRE REFEREE:	YU Ying	CHN	
REFEREES:	OZKAYA Telat	TUR	RESTREPO William de Jesus COL
RESERVE:	TARIGAN Pergunan	INA	
TECHNICAL CONTROLLERS:	JOHANSSON John Benny	SWE	VLAD Nicu ROU
DOCTORS:	IRANI Mehernoosh Sheriar	GBR	BAROGA Marta-Victoria ROU
SECRETARIES:	JOHN William Thomas Myrddin	GBR	TALIC Mladan CAN
WEIGH-IN OFFICIALS:	SANCHEZ Claudio Jose	ESP	YANG Su-Kuan TPE

SECRETARY

PRESIDENT OF JURY

Legend:

DNF Did Not Finish
OR Olympic Record

DSQ Disqualified
WR World Record

JWR Junior World Record

Igor RAZORONOV(UKR) has been Disqualified due to violation of anti-doping rules.



RESULTS

比赛成绩 / RÉSULTATS

Rank	Name	NOC Code	Date of Birth	Group	Body-weight	Snatch				Clean & Jerk				Total
						1	2	3	Result	1	2	3	Result	
1	ARAMNAU Andrei	BLR	17 APR 1988	A	104.76	193	197	200	200	225	230	236	236	436
2	KLOKOV Dmitriy	RUS	13 FEB 1983	A	104.72	185	190	193	193	222	226	230	230	423
3	LAPIKOV Dmitry	RUS	4 JUN 1982	A	104.30	190	195	195	190	222	226	230	230	420
4	DOLEGA Marcin	POL	18 JUL 1982	A	104.37	195	200	201	195	225	228	228	225	420
5	AKHMETOV Bakhyt	KAZ	27 MAR 1979	A	102.13	185	190	195	190	221	225	230	225	415
6	KUZILOV Albert	GEO	5 FEB 1985	A	102.48	178	182	182	182	220	227	228	227	409
7	ISTOMIN Sergey	KAZ	24 JAN 1986	A	102.03	181	181	187	181	215	220	225	225	406
8	DOLEGA Robert	POL	31 DEC 1977	A	104.27	178	181	184	184	217	221	221	221	405
9	KOURTIDIS Nikolaos	GRE	1 APR 1986	B	103.36	171	176	176	176	210	215	221	221	397
10	BIRANVAND Mohsen	IRI	6 SEP 1981	B	104.34	180	180	184	180	210	210	216	210	390
11	TOROKHTIY Oleksiy	UKR	22 MAY 1986	B	104.64	172	177	181	177	213	220	220	213	390
12	JOUGHILI Ahed	SYR	10 OCT 1984	B	104.90	170	170	175	170	215	215	216	216	386
13	EL SAYED Abdelrahman	EGY	19 MAY 1989	B	104.84	172	175	178	175	210	216	216	210	385
14	SUDAS Bunyami	TUR	23 AUG 1975	B	104.39	163	166	166	166	202	207	210	207	373
15	WALZER Libor	CZE	8 DEC 1975	B	104.64	158	163	166	163	187	187	193	187	350
16	LOPEZ Crhistian	GUA	30 MAR 1984	B	103.76	150	155	155	150	180	186	186	186	336
17	BOER Moreno	ITA	9 JAN 1977	B	104.45	150	150	150	150	180	185	185	180	330
	TESOVIC Martin	SVK	26 OCT 1974	B	104.47	---	---	---	---	---	---	---	---	DNS
	VYSNIAUSKAS Ramunas	LTU	23 SEP 1976	A	104.18	180	180	183	180	220	---	---	---	DNF
	RAZORONOV Igor	UKR	25 MAR 1970	A	104.58	---	---	---	---	---	---	---	---	DSQ

New Records:

105 kg	Snatch	197 kg	ARAMNAU Andrei	BLR	OR
105 kg	Snatch	200 kg	ARAMNAU Andrei	BLR	WR OR JWR
105 kg	Clean & Jerk	236 kg	ARAMNAU Andrei	BLR	WR OR JWR
105 kg	Total	425 kg	ARAMNAU Andrei	BLR	JWR
105 kg	Total	430 kg	ARAMNAU Andrei	BLR	OR JWR
105 kg	Total	436 kg	ARAMNAU Andrei	BLR	WR OR JWR

Legend:

DNF Did Not Finish
JWR Junior World Record

DNS Did Not Start
OR Olympic Record

DSQ Disqualified
WR World Record

Igor RAZORONOV(UKR) has been Disqualified due to violation of anti-doping rules.



WEIGHTLIFTING
 举重 / HALTÉROPHILIE
MEN'S 105 KG
 男子105公斤级 / 105 KG - HOMMES



OFFICIAL COMMUNICATION

官方通告 / COMMUNICATION OFFICIELLE

Item: 3

Mr. Igor Razoronov
Violation of Anti-Doping Rules

Athlete Igor Razoronov, Ukraine, who competed in Men's 105 Kg Wieglifting event has been disqualified due to violation of anti-doping rules.

Issued by: IOC
 Time: 11:40
 Date: 24 AUG 2008

This decision affects:

RESULTS	<input checked="" type="checkbox"/>
SCHEDULE	<input type="checkbox"/>
OTHER	<input type="checkbox"/>

Note:



START LIST

秩序单 / LISTE DE DÉPART

Weigh-In Start: 13:30

Bib Number	Lot No	Name	NOC Code	Date of Birth	Entry Total
1	81	PERA Sam	COK	11 MAR 1989	355
2	99	LOLOHEA Maama	TGA	27 MAY 1968	320
3	104	SHARIFI Rashid	IRI	21 SEP 1984	420
4	164	EVERI Antti	FIN	22 DEC 1981	375
5	220	KELLY Damon	AUS	1 DEC 1983	380
6	230	DETENAMO Itte	NRU	22 SEP 1986	387
7	232	VELAGIC Almir	GER	22 AUG 1981	417

TECHNICAL DELEGATE:

PRESIDENT OF JURY:

MEMBERS OF JURY:

TECHNICAL CONTROLLERS:

DOCTORS:

SECRETARIES:

WEIGH-IN OFFICIALS:

COFFA Salvatore	AUS		
KUOPPALA Taisto Elis Kullervo	FIN		
CHALAK Basilio Miguel	ARG	SANDALOV Yury	RUS
BASKHAIROUN Gamil Hanna	EGY	YODBANGTOEY Intarat Maj Gen	THA
ONG Poh Eng	MAS	McVEY Deborah Louise	USA
KURLOVICH Alexander	BLR	CHINEN Reiko	JPN
HERRICK Richard Thomas	USA	SHAHABI-SHOJAEI Asghar	IRI
BARAK Shimon	ISR	TISCHLER Horst Friedrich	SUI
EL KAISSI Mohamad	LIB	ALVAREZ Celsa de los Dolores	ESP



START LIST

秩序单 / LISTE DE DÉPART

Weigh-In Start: 17:00

Bib Number	Lot No	Name	NOC Code	Date of Birth	Entry Total
1	29	KLESZCZ Grzegorz	POL	12 NOV 1977	437
2	59	SALEM Jaber Saeed	QAT	3 JAN 1975	421
3	78	SHYMECHKO Ihor	UKR	27 MAY 1986	425
4	134	JEON Sangguen	KOR	28 FEB 1981	445
5	136	STEINER Matthias	GER	25 AUG 1982	455
6	152	CHIGISHEV Evgeny	RUS	28 MAY 1979	445
7	207	SCERBATIHS Viktors	LAT	6 OCT 1974	421
8	233	UDACHYN Artem	UKR	26 MAR 1980	440

TECHNICAL DELEGATE:	ADAMFI Attila	HUN		
PRESIDENT OF JURY:	COFFA Salvatore	AUS		
MEMBERS OF JURY:	HUH Rock	KOR	RIMBOCK Karl-Ernst	GER
	MATHE Jozsef	HUN	YANG Binsheng	CHN
	NURIKIAN Norair Aram	BUL	PEYA Katharina	AUT
TECHNICAL CONTROLLERS:	SANCHEZ Pedro Jose Jaime	AUS	LASSEN Moira Jean	GBR
DOCTORS:	IRANI Mehernoosh Sheriar	GBR	BAROGA Marta-Victoria	ROU
SECRETARIES:	JOHN William Thomas Myrddin	GBR	TALIC Mladan	CAN
WEIGH-IN OFFICIALS:	SANCHEZ Claudio Jose	ESP	YANG Su-Kuan	TPE



PROTOCOL

竞赛记录表 / PROTOCOLE

Bib No	Lot No	Name	NOC Code	Date of Birth	Entry Total	Body-weight	Snatch				Clean & Jerk				Total
							1	2	3	Result	1	2	3	Result	
1	81	PERA Sam	COK	11 MAR 1989	355	122.96	148	155	155	155	188	188	195	195	350
2	99	LOLOHEA Maama	TGA	27 MAY 1968	320	135.13	127	135	140	140	173	185	185	173	313
3	104	SHARIFI Rashid	IRI	21 SEP 1984	420	142.89	188	192	196	196	230	238	238	230	426
4	164	EVERI Antti	FIN	22 DEC 1981	375	130.04	166	166	171	171	195	201	201	195	366
5	220	KELLY Damon	AUS	1 DEC 1983	380	154.15	165	170	170	165	211	211	221	221	386
6	230	DETENAMO Itte	NRU	22 SEP 1986	387	148.48	165	170	175	175	205	210	215	210	385
7	232	VELAGIC Almir	GER	22 AUG 1981	417	132.16	180	184	188	188	220	225	230	225	413

TECHNICAL DELEGATE:	COFFA Salvatore	AUS		
PRESIDENT OF JURY:	YODBANGTOEY Intarat Maj Gen	THA		
MEMBERS OF JURY:	CHALAK Basilio Miguel	ARG	KUOPPALA Taisto Elis Kullervo	FIN
	SANDALOV Yury	RUS	BASKHAIROUN Gamil Hanna	EGY
	ONG Poh Eng	MAS	McVEY Deborah Louise	USA
CENTRE REFEREE:	CANNON Stephen Brian	GBR		
REFEREES:	del FRADE Marcelino Alejandro	CUB	BEEKHUIZEN Christian Georges	FRA
RESERVE:	ORTIZ Maritza Altagracia	DOM		
TECHNICAL CONTROLLERS:	KURLOVICH Alexander	BLR	CHINEN Reiko	JPN
DOCTORS:	HERRICK Richard Thomas	USA	SHAHABI-SHOJAEI Asghar	IRI
SECRETARIES:	BARAK Shimon	ISR	TISCHLER Horst Friedrich	SUI
WEIGH-IN OFFICIALS:	EL KAISSI Mohamad	LIB	ALVAREZ Celsa de los Dolores	ESP

SECRETARY

PRESIDENT OF JURY



PROTOCOL

竞赛记录表 / PROTOCOLE

Bib No	Lot No	Name	NOC Code	Date of Birth	Entry Total	Body-weight	Snatch				Clean & Jerk				Total
							1	2	3	Result	1	2	3	Result	
1	29	KLESZCZ Grzegorz	POL	12 NOV 1977	437	131.16	185	185	190	185	232	234	234	234	419
2	78	SHYMECHKO Ihor	UKR	27 MAY 1986	425	130.25	193	197	201	201	217	227	232	232	433
3	134	JEON Sangguen	KOR	28 FEB 1981	445	155.49	195	195	195	---	---	---	---	---	DNF
4	136	STEINER Matthias	GER	25 AUG 1982	455	145.93	198	203	207	203	246	248	258	258	461
5	152	CHIGISHEV Evgeny	RUS	28 MAY 1979	445	124.13	200	205	210	210	240	247	250	250	460
6	207	SCERBATIHS Viktors	LAT	6 OCT 1974	421	144.97	198	203	206	206	242	244	257	242	448
7	233	UDACHYN Artem	UKR	26 MAR 1980	440	144.09	197	203	207	207	235	235	241	235	442

TECHNICAL DELEGATE:	ADAMFI Attila	HUN		
PRESIDENT OF JURY:	COFFA Salvatore	AUS		
MEMBERS OF JURY:	RIMBOCK Karl-Ernst	GER	HUH Rock	KOR
	MATHE Jozsef	HUN	YANG Binsheng	CHN
	NURIKIAN Norair Aram	BUL	PEYA Katharina	AUT
CENTRE REFEREE:	JALAYER Parviz	IRI		
REFEREES:	MORETTI Claudia	ITA	OZKAYA Telat	TUR
RESERVE:	TCHOBANIAN Haroutun Garabed	ARM		
TECHNICAL CONTROLLERS:	SANCHEZ Pedro Jose Jaime	AUS	LASSEN Moira Jean	CAN
DOCTORS:	IRANI Mehernoosh Sheriar	GBR	BAROGA Marta-Victoria	ROU
SECRETARIES:	JOHN William Thomas Myrddin	GBR	TALIC Mladan	CAN
WEIGH-IN OFFICIALS:	SANCHEZ Claudio Jose	ESP	YANG Su-Kuan	TPE

SECRETARY

PRESIDENT OF JURY

Legend:
DNF Did Not Finish



RESULTS

比赛成绩 / RÉSULTATS

Rank	Name	NOC Code	Date of Birth	Group	Body-weight	Snatch				Clean & Jerk				Total
						1	2	3	Result	1	2	3	Result	
1	STEINER Matthias	GER	25 AUG 1982	A	145.93	198	203	207	203	246	248	258	258	461
2	CHIGISHEV Evgeny	RUS	28 MAY 1979	A	124.13	200	205	210	210	240	247	250	250	460
3	SCERBATIHS Viktors	LAT	6 OCT 1974	A	144.97	198	203	206	206	242	244	257	242	448
4	UDACHYN Artem	UKR	26 MAR 1980	A	144.09	197	203	207	207	235	235	241	235	442
5	SHYMECHKO Ihor	UKR	27 MAY 1986	A	130.25	193	197	201	201	217	227	232	232	433
6	SHARIFI Rashid	IRI	21 SEP 1984	B	142.89	188	192	196	196	230	238	238	230	426
7	KLESZCZ Grzegorz	POL	12 NOV 1977	A	131.16	185	185	190	185	232	234	234	234	419
8	VELAGIC Almir	GER	22 AUG 1981	B	132.16	180	184	188	188	220	225	230	225	413
9	KELLY Damon	AUS	1 DEC 1983	B	154.15	165	170	170	165	211	211	221	221	386
10	DETENAMO Itte	NRU	22 SEP 1986	B	148.48	165	170	175	175	205	210	215	210	385
11	EVERI Antti	FIN	22 DEC 1981	B	130.04	166	166	171	171	195	201	201	195	366
12	PERA Sam	COK	11 MAR 1989	B	122.96	148	155	155	155	188	188	195	195	350
13	LOLOHEA Maama	TGA	27 MAY 1968	B	135.13	127	135	140	140	173	185	185	173	313
	JEON Sangguen	KOR	28 FEB 1981	A	155.49	195	195	195	---	---	---	---	---	DNF

Legend:

DNF Did Not Finish



Beijing 2008



Wrestling

12-21 August

OFFICIAL RESULTS BOOK





NUMBER OF ENTRIES BY NOC As of 19 AUG 2008
各NOC报名人数 / NOMBRE D'INSCRITS PAR CNO

NOC	Total Entries by Kg							Total Competitors
	55	60	66	74	84	96	120	
ALB - Albania		1						1
ARM - Armenia		1	1		1			3
AUS - Australia				1	1			2
AZE - Azerbaijan Republic	1	1	1	1	1	1	1	7
BLR - Belarus	1		1	1				3
BUL - Bulgaria	1		1	1			1	4
CAN - Canada		1	1	1	1	1		5
CHN - People's Republic of China		1	1	1	1		1	5
COL - Colombia	1				1			2
CUB - Cuba	1	1	1	1	1	1	1	7
EGY - Egypt		1				1		2
ESP - Spain	1							1
FRA - France						1		1
GBS - Guinea-Bissau				1				1
GEO - Georgia	1		1	1	1	1		5
GER - Germany					1	1		2
GRE - Greece				1				1
HUN - Hungary				1		1	1	3
IND - India		1	1				1	3
IRI - Islamic Republic of Iran	1	1	1	1	1	1	1	7
JPN - Japan	1	1	1					3
KAZ - Kazakhstan	1	1	1		1	1	1	6
KGZ - Kyrgyzstan		1		1		1		3
KOR - Korea	1	1	1	1			1	5
MDA - Republic of Moldova						1		1
MEX - Mexico							1	1
MGL - Mongolia	1		1		1			3
MKD - Former Yug Rep Macedonia		1						1
NGR - Nigeria							1	1
PLW - Palau							1	1
POL - Poland				1	1	1	1	4
PRK - DPR Korea	1		1					2
ROU - Romania	1			1			1	3
RSA - South Africa			1					1
RUS - Russian Federation	1	1	1	1	1	1	1	7
SEN - Senegal	1							1
SUI - Switzerland			1					1
SVK - Slovakia							1	1
TJK - Tajikistan		1			1			2
TUN - Tunisia					1			1
TUR - Turkey	1	1	1	1	1	1	1	7
UKR - Ukraine		1	1	1	1	1	1	6
USA - United States of America	1	1	1	1	1	1	1	7
UZB - Uzbekistan	1			1	1	1	1	5
VEN - Venezuela						1		1
Total: 45	19	19	21	21	20	19	20	139



NUMBER OF ENTRIES BY NOC As of 19 AUG 2008
 各NOC报名人数 / NOMBRE D'INSCRITS PAR CNO

NOC	Total Entries by Kg				Total Competitors
	48	55	63	72	
AUS - Australia	1				1
AZE - Azerbaijan Republic	1	1	1		3
BLR - Belarus		1	1		2
BRA - Brazil				1	1
BUL - Bulgaria			1	1	2
CAN - Canada	1	1	1	1	4
CHN - People's Republic of China	1	1	1	1	4
CMR - Cameroon				1	1
COL - Colombia		1			1
EGY - Egypt			1		1
ESA - El Salvador	1				1
ESP - Spain			1	1	2
FRA - France	1		1	1	3
GER - Germany	1			1	2
GUM - Guam			1		1
HUN - Hungary			1		1
JPN - Japan	1	1	1	1	4
KAZ - Kazakhstan	1	1	1	1	4
KOR - Korea	1				1
MDA - Republic of Moldova		1			1
MGL - Mongolia	1	1	1		3
NGR - Nigeria				1	1
POL - Poland			1	1	2
ROU - Romania	1	1			2
RUS - Russian Federation	1	1	1	1	4
SWE - Sweden	1	1		1	3
TUN - Tunisia		1			1
UKR - Ukraine	1	1	1	1	4
USA - United States of America	1	1	1	1	4
VEN - Venezuela	1	1			2
Total: 30	17	16	17	16	66



NUMBER OF ENTRIES BY NOC As of 19 AUG 2008
各NOC报名人数 / NOMBRE D'INSCRITS PAR CNO

NOC	Total Entries by Kg							Total Competitors
	55	60	66	74	84	96	120	
ALB - Albania						1		1
ALG - Algeria			1	1		1		3
ARM - Armenia	1	1	1	1	1		1	6
AUS - Australia				1				1
AZE - Azerbaijan Republic	1	1	1	1	1		1	6
BLR - Belarus		1	1	1			1	4
BUL - Bulgaria	1	1	1	1		1	1	6
CAN - Canada							1	1
CHN - People's Republic of China	1	1	1	1	1	1	1	7
CUB - Cuba	1	1	1		1		1	5
CZE - Czech Republic						1		1
DEN - Denmark	1			1				2
EGY - Egypt	1	1				1	1	4
FIN - Finland		1						1
FRA - France		1	1	1	1		1	5
GEO - Georgia	1	1		1	1	1		5
GER - Germany			1	1		1		3
GRE - Greece						1	1	2
HUN - Hungary			1	1	1	1	1	5
IRI - Islamic Republic of Iran	1		1		1	1	1	5
ITA - Italy					1	1		2
JPN - Japan		1			1	1		3
KAZ - Kazakhstan	1	1	1	1	1	1		6
KGZ - Kyrgyzstan		1	1					2
KOR - Korea	1	1	1		1	1		5
LTU - Lithuania			1	1		1	1	4
NOR - Norway		1						1
PER - Peru				1				1
PLW - Palau	1							1
POL - Poland				1	1		1	3
PRK - DPR Korea	1							1
ROU - Romania	1	1	1					3
RUS - Russian Federation	1	1	1	1	1	1	1	7
SRB - Serbia	1	1						2
SVK - Slovakia					1			1
SWE - Sweden					1		1	2
TUN - Tunisia					1			1
TUR - Turkey		1	1	1	1	1	1	6
UKR - Ukraine	1		1	1	1	1	1	6
USA - United States of America	1		1	1	1	1	1	6
UZB - Uzbekistan	1	1					1	3
Total: 41	19	20	20	20	20	20	20	139



As of 8 AUG 2008

Function	Name
President	MARTINETTI Raphael
Honorary President	ERCEGAN Milan
Secretary General	DUSSON Michel
Vice Presidents	PELLICONE Matteo SALETNIG Mario FUKUDA Tomiaki HAMAKOS Theodoros
Members	AYIK Ahmet DZIEDZIC Stan HARTMANN DUNSER Nikola HEGEDUS Csaba KIM IK-Jong LALOVIC Nenad MAMIASHVILI Mikhail ROLLE Fernandez Gustavo TAVAKOL Mohammed TURLYKHANOV Daulet TZENOV Tzeno YARIGUINA Natalia
President of Pan-American Committee	LEE LOPEZ Francisco Eduardo
President of Asian Committee	KIM Chang Kew
President of European Committee	TZENOV Tzeno
President of African Committee	ZAHIR Ibnou Mohammed
President of Oceania Committee	TARKONG Jr. John



FILE OFFICIALS As of 21 AUG 2008
国际摔跤联合会官员 / OFFICIELS FILA

Number	Name	NOC
1	MOLINA GONZALEZ Guillermo Orestes	CUB - Cuba
2	TUCCI Richard	USA - United States of America
3	BOUAZIZ Mohamed Kamel	TUN - Tunisia
4	KOSTADINOV Iantcho	BUL - Bulgaria
5	CHAMAKOS Georgios	GRE - Greece
6	PETANJEK Davor	CRO - Croatia
7	TAHMASEBI Aliakbar	IRI - Islamic Republic of Iran
8	BRUDZINKSKI Grzegorz	POL - Poland
9	PETERI Lazlo	HUN - Hungary
10	HARUTYUNYAN Samvel	ARM - Armenia
11	RATZ Norbert Emil	AUT - Austria
12	SHARIFOV Hijran	AZE - Azerbaijan Republic
13	MACKAY Lee Ronald	CAN - Canada
14	ALEKSANDROV Levon	BUL - Bulgaria
15	ANTOV Petar	BUL - Bulgaria
16	ZHANG Xia	CHN - People's Republic of China
17	DOZSA Edit	ITA - Italy
18	le GLEUT Regine	FRA - France
19	LOUKA Loukas	CYP - Cyprus
20	ZHANG Yunbao	CHN - People's Republic of China
21	PAN Hongjun	CHN - People's Republic of China
22	CHUNG Tong-Kun	KOR - Korea
23	VEHVILAINEN Pertti	FIN - Finland
24	VELEZ Gustavo de Jesus	COL - Colombia
25	AIT BRAHAM Robert	FRA - France
26	PROBST Eberhard	GER - Germany
27	PAGONIS Vasileios	GRE - Greece
28	BACSA Peter	HUN - Hungary
29	TALEBI Bahman	IRI - Islamic Republic of Iran
30	MITCHELL James	CAN - Canada
31	MACHAIDZE Edisher	GEO - Georgia
32	ASHIDA Takaharu	JPN - Japan
33	NULLI GABBIANI Giampero	ITA - Italy
34	SAITO Osamu	JPN - Japan
35	CHIN Hyung-Kyung	KOR - Korea
36	TALVITIE Jaakko	FIN - Finland
37	KULMATOV Kochkor	KGZ - Kyrgyzstan
38	RONCS Janis	LAT - Latvia
39	MEIER Viktor	SUI - Switzerland
40	GLAZ Andrzej	POL - Poland
41	LAZAR Ovidiu	ROU - Romania
42	HORVATH Tiberiu	ROU - Romania
43	NOVAKOVSKIY Sergey	RUS - Russian Federation
44	KRIKOV Andrey	RUS - Russian Federation
45	OSMANOV Ubaydula	RUS - Russian Federation
46	PETOUD Jean-Marc	SUI - Switzerland
47	MOCHAFFAA Noredine	MAR - Morocco
48	CLARK Thomas	USA - United States of America
49	HENRIKSSON Roland	SWE - Sweden
50	GULAMOV Tokhir	UZB - Uzbekistan



FILA OFFICIALS As of 21 AUG 2008
国际摔跤联合会官员 / OFFICIELS FILA

Number	Name	NOC
51	JANG Tsong-Rong	TPE - Chinese Taipei
52	CEKER Bekir	TUR - Turkey
53	CICIOGLU Ibrahim	TUR - Turkey
54	KOLENKOV Olexandr	UKR - Ukraine
55	TOIVOLA Karri	FIN - Finland
56	NOBS Marianne	SUI - Switzerland
57	MIHAYILOV Konstantin	UZB - Uzbekistan
58	ADDUUCH Baskhuu	MGL - Mongolia
59	BUYUKERSEN Ender	TUR - Turkey



ENTRY LIST BY WEIGHT CATEGORY As of 11 AUG 2008
各級別報名名單 / LISTE DES INSCRIPTIONS PAR CATÉGORIE DE POIDS

NOC	Name	Date of Birth	Qualified
ARM - Armenia	AMOYAN Roman	3 SEP 1983	OQT
AZE - Azerbaijan Republic	BAYRAMOV Rovshan	7 MAY 1987	CCH
BUL - Bulgaria	VENKOV Venelin	21 APR 1982	OQT
CHN - People's Republic of China	JIAO Huafeng	24 SEP 1981	OQT
CUB - Cuba	HERNANDEZ Yagnier	14 MAY 1983	CCH
DEN - Denmark	NYBLOM Anders	26 NOV 1981	WCH 8 th
EGY - Egypt	MOHAMED Mostafa	18 AUG 1985	CCH
GEO - Georgia	GOGITADZE Lasha	4 JUN 1987	OQT
IRI - Islamic Republic of Iran	SORYAN Hamid	24 AUG 1985	
KAZ - Kazakhstan	IMANBAYEV Asset	23 SEP 1981	OQT
KOR - Korea	PARK Eunchol	18 JAN 1981	WCH
PLW - Palau	ELWAIS Tulop	5 MAR 1985	1 st
PRK - DPR Korea	CHA Kwang Su	25 FEB 1979	CCH
ROU - Romania	MUNTEANU Virgil	10 JUL 1988	WCH
RUS - Russian Federation	MANKIEV Nazyr	27 JAN 1985	WCH
SRB - Serbia	FRIS Kristijan	21 APR 1984	WCH
UKR - Ukraine	KOVAL Yuriy	15 JUL 1980	OQT
USA - United States of America	MANGO Spenser	6 JUL 1986	WCH
UZB - Uzbekistan	HAFIZOV Ildar	30 JAN 1988	WCH 5 th

Total: 19 wrestlers

Note:
All changes are available in INFO

Legend:
OQT Olympic Qualification Tournament WCH World Championships



COMPETITION SHEET
比赛表格 / FEUILLE DE COMPÉTITION

QUALIFICATIONS			1/8 FINALS			QUARTERFINALS			SEMIFINALS			FINALS			
1	CHA Kwang Su	PRK	P1 P2 P3	1	1	PRK	P1 P2 P3	2	1	CUB	P1 P2 P3	4	3	AZE	P1 P2 P3
			P1 P2 P3		1		0 1 0		2		0 2 0		4		7 4 0
2	HERNANDEZ Yagnier	CUB	P1 P2 P3	2	3	CUB	P1 P2 P3	4	3	AZE	P1 P2 P3	7	1	ARM	P1 P2 P3
			P1 P2 P3		9		8 1 0		10		5 1 4		3		2 1 0
3	MOHAMED Mostafa	EGY	P1 P2 P3	3	0	EGY	P1 P2 P3	7	3	ARM	P1 P2 P3	12	1	DEN	P1 P2 P3
			P1 P2 P3		0		0 0 0		7		4 3 0		11		1 0 0
4	BAYRAMOV Rovshan	AZE	P1 P2 P3	4	3	AZE	P1 P2 P3	7	3	ARM	P1 P2 P3	12	3	KOR	P1 P2 P3
			P1 P2 P3		12		4 8 0		7		4 3 0		9		3 6 0
5	GOGITADZE Lasha	GEO	P1 P2 P3	5	3	GEO	P1 P2 P3	7	3	ARM	P1 P2 P3	12	3	KOR	P1 P2 P3
			P1 P2 P3		4		2 2 0		7		1 2 0		9		2 1 0
6	JIAO Huafeng	CHN	P1 P2 P3	6	0	CHN	P1 P2 P3	7	3	ARM	P1 P2 P3	12	3	KOR	P1 P2 P3
			P1 P2 P3		0		0 0 0		7		4 3 0		9		2 1 0
7	AMOYAN Roman	ARM	P1 P2 P3	7	3	ARM	P1 P2 P3	7	3	ARM	P1 P2 P3	12	3	KOR	P1 P2 P3
			P1 P2 P3		7		4 3 0		7		4 3 0		9		2 1 0
8	IMANBAYEV Asset	KAZ	P1 P2 P3	8	1	KAZ	P1 P2 P3	7	3	ARM	P1 P2 P3	12	3	KOR	P1 P2 P3
			P1 P2 P3		2		1 1 0		7		4 3 0		9		2 1 0
9	MANGO Spenser	USA	P1 P2 P3	9	3	USA	P1 P2 P3	7	3	ARM	P1 P2 P3	12	3	KOR	P1 P2 P3
			P1 P2 P3		6		1 5 0		7		4 3 0		9		2 1 0
10	MUNTEANU Virgil	ROU	P1 P2 P3	10	1	ROU	P1 P2 P3	7	3	ARM	P1 P2 P3	12	3	KOR	P1 P2 P3
			P1 P2 P3		3		1 2 0		7		4 3 0		9		2 1 0
11	NYBLOM Anders	DEN	P1 P2 P3	11	1	DEN	P1 P2 P3	7	3	ARM	P1 P2 P3	12	3	KOR	P1 P2 P3
			P1 P2 P3		1		1 0 0		7		4 3 0		9		2 1 0
12	PARK Eun-Chul	KOR	P1 P2 P3	12	3	KOR	P1 P2 P3	7	3	ARM	P1 P2 P3	12	3	KOR	P1 P2 P3
			P1 P2 P3		8		3 5 0		7		4 3 0		9		2 1 0
13	ELWAIS Tulop	PLW	P1 P2 P3	13	0	PLW	P1 P2 P3	7	3	ARM	P1 P2 P3	12	3	KOR	P1 P2 P3
			P1 P2 P3		0		0 0 0		7		4 3 0		9		2 1 0
14	SORYAN Hamid	IRI	P1 P2 P3	14	4	IRI	P1 P2 P3	7	3	ARM	P1 P2 P3	12	3	KOR	P1 P2 P3
			P1 P2 P3		4		8 6 0		7		4 3 0		9		2 1 0
15	VENKOV Venelin	BUL	P1 P2 P3	15	0	BUL	P1 P2 P3	7	3	ARM	P1 P2 P3	12	3	KOR	P1 P2 P3
			P1 P2 P3		0		0 0 0		7		4 3 0		9		2 1 0
16	FRIS Kristijan	SRB	P1 P2 P3	16	3	SRB	P1 P2 P3	7	3	ARM	P1 P2 P3	12	3	KOR	P1 P2 P3
			P1 P2 P3		10		6 1 3		7		4 3 0		9		2 1 0
17	KOVAL Yuriy	UKR	P1 P2 P3	17	1	UKR	P1 P2 P3	7	3	ARM	P1 P2 P3	12	3	KOR	P1 P2 P3
			P1 P2 P3		7		4 2 1		7		4 3 0		9		2 1 0
18	HAFIZOV Ildar	UZB	P1 P2 P3	18	1	UZB	P1 P2 P3	7	3	ARM	P1 P2 P3	12	3	KOR	P1 P2 P3
			P1 P2 P3		1		1 0 0		7		4 3 0		9		2 1 0
19	MANKIEV Nazyr	RUS	P1 P2 P3	19	3	RUS	P1 P2 P3	7	3	ARM	P1 P2 P3	12	3	KOR	P1 P2 P3
			P1 P2 P3		6		4 6 0		7		4 3 0		9		2 1 0

GOLD
19 MANKIEV Nazyr RUS

CLASSIFICATION

1	MANKIEV Nazyr	RUS
2	BAYRAMOV Rovshan	AZE
3	AMOYAN Roman	ARM
4	PARK Eun-Chul	KOR
5	HERNANDEZ Yagnier	CUB
6	SORYAN Hamid	IRI
7	FRIS Kristijan	SRB
8	MANGO Spenser	USA
9	GOGITADZE Lasha	GEO
10	HAFIZOV Ildar	UZB
11	KOVAL Yuriy	UKR
12	MUNTEANU Virgil	ROU
13	IMANBAYEV Asset	KAZ
14	NYBLOM Anders	DEN
15	CHA Kwang Su	PRK
16	MOHAMED Mostafa	EGY
17	JIAO Huafeng	CHN
18	VENKOV Venelin	BUL
19	ELWAIS Tulop	PLW

REPECHAGE

3	1	EGY	P1 P2 P3	2	0	CUB	P1 P2 P3	7	AMOYAN Roman	ARM
			P1 P2 P3		0		0 0 0			
2	3	CUB	P1 P2 P3	7	3	ARM	P1 P2 P3	12	PARK Eun-Chul	KOR
			P1 P2 P3		8		3 5 0			
18	1	UZB	P1 P2 P3	14	1	IRI	P1 P2 P3	12	PARK Eun-Chul	KOR
			P1 P2 P3		3		1 2 0			
16	3	SRB	P1 P2 P3	14	3	KOR	P1 P2 P3			
			P1 P2 P3		6		1 2 0			
14	3	IRI	P1 P2 P3							
			P1 P2 P3							





ENTRY LIST BY WEIGHT CATEGORY As of 11 AUG 2008
各级别报名名单 / LISTE DES INSCRIPTIONS PAR CATÉGORIE DE POIDS

NOC	Name	Date of Birth	Qualified
ARM - Armenia	MNATSAKANYAN Karen	3 MAR 1977	OQT
AZE - Azerbaijan Republic	RAHIMOV Vitaliy	27 AUG 1984	OQT
BLR - Belarus	DUBININ Yury	10 SEP 1976	WCH
BUL - Bulgaria	NAZARIAN Armen	9 MAR 1974	CCH
CHN - People's Republic of China	SHENG Jiang	25 MAR 1983	WCD
CUB - Cuba	MONZON Roberto	30 MAR 1978	CCH
EGY - Egypt	ELGHARABLY Ashraf	14 JAN 1979	CCH
FIN - Finland	ALA-HUIKKU Jarkko	31 JAN 1980	WCH
FRA - France	HIDALGO Sebastien	11 JAN 1978	OQT
GEO - Georgia	BEDINADZE David	5 FEB 1985	WCH
JPN - Japan	SASAMOTO Makoto	21 OCT 1977	WCH
KAZ - Kazakhstan	TENGIZBAYEV Nurbakyt	10 APR 1983	WCH
KGZ - Kyrgyzstan	TIUMENBAEV Ruslan	28 MAY 1986	CCH
KOR - Korea	JUNG Jihyun	26 MAR 1983	WCH
NOR - Norway	BERGE Stig-Andre	20 JUL 1983	OQT
ROU - Romania	DIACONU Eusebiu Iancu	16 MAR 1981	WCH
RUS - Russian Federation	ALBIEV Islam-Beka	28 DEC 1988	WCH
SRB - Serbia	STEFANEK Davor	12 SEP 1985	OQT
TUR - Turkey	SUCU Soner	3 SEP 1986	OQT
UZB - Uzbekistan	ARIPOV Dilshod	20 MAY 1977	11 th

Total: 20 wrestlers

Note:
All changes are available in INFO

Legend:
OQT Olympic Qualification Tournament WCD Wild Card WCH World Championships



COMPETITION SHEET
比赛表格 / FEUILLE DE COMPÉTITION

QUALIFICATIONS			1/8 FINALS			QUARTERFINALS			SEMIFINALS			FINALS													
1	ALBIEV Islam-Beka	RUS	P1	P2	P3	1	4	RUS	P1	P2	P3	1	3	RUS	P1	P2	P3	GOLD 1 ALBIEV Islam-Beka RUS							
			P1	P2	P3	12	6	RUS	6	6	0	8	6	RUS	6	2	0								
2	SUCU Soner	TUR	P1	P2	P3	2	0	TUR	P1	P2	P3														
			P1	P2	P3	0	0	TUR	0	0	0														
3	MONZON Roberto	CUB	P1	P2	P3	3	3	CUB	P1	P2	P3	1	3	RUS	P1	P2	P3		SILVER 14 AZE 0 0 0						
			P1	P2	P3	11	2	CUB	2	3	6	10	6	RUS	6	4	0								
4	HIDALGO Sebastien	FRA	P1	P2	P3	4	1	FRA	P1	P2	P3	3	0	CUB	P1	P2	P3			BRONZE 7 TIUMENBAEV Ruslan KGZ 10 TENGIZBAYEV Nurbakyt KAZ					
			P1	P2	P3	4	4	FRA	1	3	0	0	0	CUB	0	0	0								
5	STEFANEK Davor	SRB	P1	P2	P3	5	1	SRB	P1	P2	P3	7	0	KGZ	P1	P2	P3				BRONZE 13 CHN 5 1 1 2 10 KAZ 4 1 1 3				
			P1	P2	P3	2	2	SRB	1	1	0	0	0	KGZ	0	0	0								
6	ARIPOV Dilshod	UZB	P1	P2	P3	6	3	UZB	P1	P2	P3	7	3	KGZ	P1	P2	P3					BRONZE 13 CHN 5 1 1 2 10 KAZ 4 1 1 3			
			P1	P2	P3	5	5	UZB	1	4	0	4	2	KGZ	2	0	2								
7	TIUMENBAEV Ruslan	KGZ	P1	P2	P3	7	3	KGZ	P1	P2	P3	7	4	KGZ	P1	P2	P3						BRONZE 13 CHN 5 1 1 2 10 KAZ 4 1 1 3		
			P1	P2	P3	7	7	KGZ	3	4	0	2	0	KGZ	2	0	2								
8	ALA-HUIKKU Jarkko	FIN	P1	P2	P3	8	1	FIN	P1	P2	P3	7	4	KGZ	P1	P2	P3							BRONZE 13 CHN 5 1 1 2 10 KAZ 4 1 1 3	
			P1	P2	P3	1	1	FIN	1	0	0	2	0	KGZ	2	0	2								
9	BERGE Stig-Andre	NOR	P1	P2	P3	9	0	NOR	P1	P2	P3	7	4	KGZ	P1	P2	P3								BRONZE 13 CHN 5 1 1 2 10 KAZ 4 1 1 3
			P1	P2	P3	0	0	NOR	0	0	0	2	0	KGZ	2	0	2								
10	TENGIZBAYEV Nurbakyt	KAZ	P1	P2	P3	10	3	KAZ	P1	P2	P3	10	3	KAZ	P1	P2	P3	BRONZE 13 CHN 5 1 1 2 10 KAZ 4 1 1 3							
			P1	P2	P3	6	6	KAZ	3	3	0	1	1	KAZ	1	0	0								
11	JUNG Ji-Hyun	KOR	P1	P2	P3	11	3	KOR	P1	P2	P3	10	1	KAZ	P1	P2	P3								
			P1	P2	P3	9	9	KOR	3	6	0	1	1	KAZ	1	0	0								
12	DUBININ Yury	BLR	P1	P2	P3	12	0	BLR	P1	P2	P3	10	1	KAZ	P1	P2	P3		BRONZE 13 CHN 5 1 1 2 10 KAZ 4 1 1 3						
			P1	P2	P3	0	0	BLR	0	0	0	1	1	KAZ	1	0	0								
13	SHENG Jiang	CHN	P1	P2	P3	13	1	CHN	P1	P2	P3	10	3	KAZ	P1	P2	P3			BRONZE 13 CHN 5 1 1 2 10 KAZ 4 1 1 3					
			P1	P2	P3	0	1	CHN	0	1	0	1	1	KAZ	1	0	0								
14	RAHIMOV Vitaliy	AZE	P1	P2	P3	14	3	AZE	P1	P2	P3	14	3	AZE	P1	P2	P3				BRONZE 13 CHN 5 1 1 2 10 KAZ 4 1 1 3				
			P1	P2	P3	2	2	AZE	1	0	4	10	3	AZE	10	3	7								
15	DIACONU Eusebiu Iancu	ROU	P1	P2	P3	15	1	ROU	P1	P2	P3	14	3	AZE	P1	P2	P3					BRONZE 13 CHN 5 1 1 2 10 KAZ 4 1 1 3			
			P1	P2	P3	1	1	ROU	1	3	2	1	1	AZE	1	7	0								
16	ELGHARABLY Ashraf	EGY	P1	P2	P3	16	1	EGY	P1	P2	P3	14	3	AZE	P1	P2	P3						BRONZE 13 CHN 5 1 1 2 10 KAZ 4 1 1 3		
			P1	P2	P3	1	1	EGY	1	1	1	1	1	AZE	1	7	0								
17	SASAMOTO Makoto	JPN	P1	P2	P3	17	1	JPN	P1	P2	P3	14	3	AZE	P1	P2	P3							BRONZE 13 CHN 5 1 1 2 10 KAZ 4 1 1 3	
			P1	P2	P3	2	3	JPN	4	0	0	1	1	AZE	1	7	0								
18	MNATSAKANYAN Karen	ARM	P1	P2	P3	18	1	ARM	P1	P2	P3	19	1	BUL	P1	P2	P3								BRONZE 13 CHN 5 1 1 2 10 KAZ 4 1 1 3
			P1	P2	P3	1	0	ARM	1	0	0	2	2	BUL	2	0	0								
19	NAZARIAN Armen	BUL	P1	P2	P3	19	3	BUL	P1	P2	P3	19	1	BUL	P1	P2	P3	BRONZE 13 CHN 5 1 1 2 10 KAZ 4 1 1 3							
			P1	P2	P3	4	4	BUL	0	2	2	1	1	BUL	1	0	0								
20	BEDINADZE David	GEO	P1	P2	P3	20	1	GEO	P1	P2	P3	19	1	BUL	P1	P2	P3								
			P1	P2	P3	1	1	GEO	1	1	0	1	1	BUL	1	0	0								

CLASSIFICATION

1	ALBIEV Islam-Beka	RUS
2	RAHIMOV Vitaliy	AZE
3	TIUMENBAEV Ruslan	KGZ
4	TENGIZBAYEV Nurbakyt	KAZ
5	MONZON Roberto	CUB
6	SHENG Jiang	CHN
7	NAZARIAN Armen	BUL
8	DIACONU Eusebiu Iancu	ROU
9	JUNG Ji-Hyun	KOR
10	SASAMOTO Makoto	JPN
11	ARIPOV Dilshod	UZB
12	SUCU Soner	TUR
13	HIDALGO Sebastien	FRA
14	ELGHARABLY Ashraf	EGY
15	STEFANEK Davor	SRB
16	BEDINADZE David	GEO
17	MNATSAKANYAN Karen	ARM
18	ALA-HUIKKU Jarkko	FIN
19	BERGE Stig-Andre	NOR
20	DUBININ Yury	BLR





ENTRY LIST BY WEIGHT CATEGORY As of 12 AUG 2008
各級別報名名單 / LISTE DES INSCRIPTIONS PAR CATÉGORIE DE POIDS

NOC	Name	Date of Birth	Qualified
ALG - Algeria	SERIR Mohamed	6 DEC 1984	CCH
ARM - Armenia	ADIKYAN Arman	10 NOV 1984	WCH
AZE - Azerbaijan Republic	MANSUROV Farid	10 MAY 1982	WCH
BLR - Belarus	SIAMIONAU Mikhail	30 JUL 1984	OQT
BUL - Bulgaria	GERGOV Nikolay	17 MAR 1978	WCH
CHN - People's Republic of China	LI Yanyan	18 JUN 1981	WCD
CUB - Cuba	MILIAN Alain	15 JAN 1983	CCH
FRA - France	GUENOT Steeve	2 OCT 1985	WCH 2 nd
GER - Germany	THAETNER Marcus	11 FEB 1985	OQT
HUN - Hungary	LOERINCZ Tamas	20 DEC 1986	WCH
IRI - Islamic Republic of Iran	MOHAMMADI Ali	7 FEB 1984	
KAZ - Kazakhstan	BAYAKHMETOV Darkhan	21 AUG 1985	WCH
KGZ - Kyrgyzstan	BEGALIEV Kanatbek	14 FEB 1984	OQT
KOR - Korea	KIM Min-Chul	4 APR 1983	CCH
LTU - Lithuania	KAZAKEVIC Aleksandr	12 JUN 1986	OQT
ROU - Romania	PANAIT Ion Iulian	5 MAY 1981	CCH
RUS - Russian Federation	KOVALENKO Sergey	25 MAY 1976	
TUR - Turkey	EROGLU Seref	25 NOV 1975	OQT
UKR - Ukraine	VARDANYAN Armen	30 NOV 1982	WCH
USA - United States of America	DEITCHLER Jake	1 DEC 1989	WCH

Total: 20 wrestlers

Note:
All changes are available in INFO

Legend:
OQT Olympic Qualification Tournament WCD Wild Card WCH World Championships



COMPETITION SHEET
比赛表格 / FEUILLE DE COMPÉTITION

QUALIFICATIONS			1/8 FINALS			QUARTERFINALS			SEMIFINALS			FINALS		
1	DEITCHLER Jake	USA	P1 P2 P3	1	1	3	USA	P1 P2 P3	2	3	5	KGZ	P1 P2 P3	
			P1 P2 P3					P1 P2 P3					P1 P2 P3	
2	BEGALIEV Kanatbek	KGZ	P1 P2 P3	2	3	9	KGZ	P1 P2 P3						
			P1 P2 P3					P1 P2 P3						
3	MANSUROV Farid	AZE	P1 P2 P3	3	0	0	AZE	P1 P2 P3						
			P1 P2 P3					P1 P2 P3						
4	VARDANYAN Armen	UKR	P1 P2 P3	4	3	6	UKR	P1 P2 P3						
			P1 P2 P3					P1 P2 P3						
5	SERIR Mohamed	ALG	P1 P2 P3	5	0	0	ALG	P1 P2 P3						
			P1 P2 P3					P1 P2 P3						
6	KOVALENKO Sergey	RUS	P1 P2 P3	6	4	12	RUS	P1 P2 P3						
			P1 P2 P3					P1 P2 P3						
7	EROGLU Seref	TUR	P1 P2 P3	7	1	2	TUR	P1 P2 P3						
			P1 P2 P3					P1 P2 P3						
8	GERGOV Nikolay	BUL	P1 P2 P3	8	3	3	BUL	P1 P2 P3						
			P1 P2 P3					P1 P2 P3						
9	LI Yanyan	CHN	P1 P2 P3	9	3	3	CHN	P1 P2 P3						
			P1 P2 P3					P1 P2 P3						
10	PANAIT Ion Iulian	ROU	P1 P2 P3	10	1	3	ROU	P1 P2 P3						
			P1 P2 P3					P1 P2 P3						
11	THAETNER Marcus	GER	P1 P2 P3	11	1	2	GER	P1 P2 P3						
			P1 P2 P3					P1 P2 P3						
12	BAYAKHMETOV Darkhan	KAZ	P1 P2 P3	12	3	5	KAZ	P1 P2 P3						
			P1 P2 P3					P1 P2 P3						
13	SIAMIONAU Mikhail	BLR	P1 P2 P3	13	3	3	BLR	P1 P2 P3						
			P1 P2 P3					P1 P2 P3						
14	KAZAKEVIC Aleksandr	LTU	P1 P2 P3	14	1	2	LTU	P1 P2 P3						
			P1 P2 P3					P1 P2 P3						
15	KIM Min-Chul	KOR	P1 P2 P3	15	1	2	KOR	P1 P2 P3						
			P1 P2 P3					P1 P2 P3						
16	MOHAMMADI Ali	IRI	P1 P2 P3	16	1	5	IRI	P1 P2 P3						
			P1 P2 P3					P1 P2 P3						
17	MILIAN Alain	CUB	P1 P2 P3	17	3	2	FRA	P1 P2 P3						
			P1 P2 P3					P1 P2 P3						
18	GUENOT Steeve	FRA	P1 P2 P3	18	3	5	FRA	P1 P2 P3						
			P1 P2 P3					P1 P2 P3						
19	ADIKYAN Arman	ARM	P1 P2 P3	19	1	3	ARM	P1 P2 P3						
			P1 P2 P3					P1 P2 P3						
20	LOERINCZ Tamas	HUN	P1 P2 P3	20	3	4	HUN	P1 P2 P3						
			P1 P2 P3					P1 P2 P3						

GOLD
18 GUENOT Steeve FRA

CLASSIFICATION

1	GUENOT Steeve	FRA
2	BEGALIEV Kanatbek	KGZ
3	VARDANYAN Armen	UKR
4	SIAMIONAU Mikhail	BLR
5	GERGOV Nikolay	BUL
6	BAYAKHMETOV Darkhan	KAZ
7	KOVALENKO Sergey	RUS
8	LOERINCZ Tamas	HUN
9	MILIAN Alain	CUB
10	LI Yanyan	CHN
11	MOHAMMADI Ali	IRI
12	DEITCHLER Jake	USA
13	PANAIT Ion Iulian	ROU
14	ADIKYAN Arman	ARM
15	KAZAKEVIC Aleksandr	LTU
16	KIM Min-Chul	KOR
17	EROGLU Seref	TUR
18	THAETNER Marcus	GER
19	MANSUROV Farid	AZE
20	SERIR Mohamed	ALG

REPECHAGE

		P1 P2 P3				
	1	USA	P1 P2 P3	4	3	11
			P1 P2 P3			
	17	CUB	P1 P2 P3	8	1	4
			P1 P2 P3			
	20	HUN	P1 P2 P3	13	3	4
			P1 P2 P3			
	13	BLR	P1 P2 P3	12	1	2
			P1 P2 P3			

BRONZE
4 VARDANYAN Armen UKR
13 SIAMIONAU Mikhail BLR





ENTRY LIST BY WEIGHT CATEGORY As of 12 AUG 2008
各级别报名名单 / LISTE DES INSCRIPTIONS PAR CATÉGORIE DE POIDS

NOC	Name	Date of Birth	Qualified
ALG - Algeria	ZEGHDANE Messaoud	25 JAN 1981	CCH
ARM - Armenia	JULFALAKYAN Arsen	8 MAY 1987	OQT
AUS - Australia	SHAHSAVAN Hassan	30 DEC 1975	CCH
AZE - Azerbaijan Republic	ABDULOV Ilgar	12 MAR 1981	OQT
BLR - Belarus	MIKHALOVICH Aleh	1 AUG 1979	OQT
BUL - Bulgaria	YANAKIEV Yavor	3 JUN 1985	WCH
CHN - People's Republic of China	CHANG Yongxiang	16 SEP 1983	CCH
DEN - Denmark	MADSEN Mark	23 SEP 1984	WCH 3 rd
FRA - France	GUENOT Christophe	7 JAN 1979	WCH 3 rd
GEO - Georgia	KVIRKELIA Manuchar	12 OCT 1978	OQT
GER - Germany	SCHNEIDER Konstantin	17 FEB 1975	WCH
HUN - Hungary	BACSI Peter	15 MAY 1983	WCH
KAZ - Kazakhstan	MELYOSHIN Roman	23 JUN 1983	WCH
LTU - Lithuania	VENCKAITIS Valdemaras	4 SEP 1983	WCH
PER - Peru	BARRERA Sixto	17 SEP 1983	CCH
POL - Poland	KWIT Julian	1 DEC 1983	WCH
RUS - Russian Federation	SAMURGASHEV Varteres	13 SEP 1979	OQT
TUR - Turkey	TUFENK Seref	22 SEP 1983	CCH
UKR - Ukraine	SHATS'KYKH Volodymyr	2 JUL 1981	OQT
USA - United States of America	DANTZLER TC	26 OCT 1970	OQT

Total: 20 wrestlers

Note:
All changes are available in INFO

Legend:
OQT Olympic Qualification Tournament WCH World Championships



COMPETITION SHEET
比赛表格 / FEUILLE DE COMPÉTITION

QUALIFICATIONS			1/8 FINALS			QUARTERFINALS			SEMIFINALS			FINALS					
1	CHANG Yongxiang	CHN	P1	P2	P3	1	3	CHN	P1	P2	P3	1	3	CHN	P1	P2	P3
2	YANAKIEV Yavor	BUL	P1	P2	P3	2	1	BUL	P1	P2	P3						
3	BARRERA Sixto	PER	P1	P2	P3	3	3	PER	P1	P2	P3						
4	VENCKAITIS Valdemaras	LTU	P1	P2	P3	4	1	LTU	P1	P2	P3						
5	MELYOSHIN Roman	KAZ	P1	P2	P3	5	3	KAZ	P1	P2	P3						
6	SHAHSAVAN Hassan	AUS	P1	P2	P3	6	1	AUS	P1	P2	P3						
7	MIKHALOVICH Aleh	BLR	P1	P2	P3	7	3	BLR	P1	P2	P3						
8	KWIT Julian	POL	P1	P2	P3	8	1	POL	P1	P2	P3						
9	SCHNEIDER Konstantin	GER	P1	P2	P3	9	3	GER	P1	P2	P3						
10	ZEGHDANE Messaoud	ALG	P1	P2	P3	10	1	ALG	P1	P2	P3						
11	KVIRKELIA Manuchar	GEO	P1	P2	P3	11	3	GEO	P1	P2	P3						
12	GUENOT Christophe	FRA	P1	P2	P3	12	0	FRA	P1	P2	P3						
13	MADSEN Mark	DEN	P1	P2	P3	14	5	RUS	P1	P2	P3						
14	SAMURGASHEV Varteres	RUS	P1	P2	P3	14	1	RUS	P1	P2	P3						
15	ABDULOV Ilgar	AZE	P1	P2	P3	15	0	AZE	P1	P2	P3						
16	TUFENK Seref	TUR	P1	P2	P3	17	1	ARM	P1	P2	P3						
17	JULFALAKYAN Arsen	ARM	P1	P2	P3	17	1	ARM	P1	P2	P3						
18	SHATS'KYKH Volodymyr	UKR	P1	P2	P3	20	3	HUN	P1	P2	P3						
19	DANTZLER TC	USA	P1	P2	P3	20	3	HUN	P1	P2	P3						
20	BACSI Peter	HUN	P1	P2	P3	20	3	HUN	P1	P2	P3						

REPECHAGE				
2	BUL	P1	P2	P3
3	PER	P1	P2	P3
12	FRA	P1	P2	P3
9	GER	P1	P2	P3
20	HUN	P1	P2	P3

UPPER BRANCH				
2	BUL	P1	P2	P3
7	BLR	P1	P2	P3

LOWER BRANCH				
12	FRA	P1	P2	P3
9	GER	P1	P2	P3
20	HUN	P1	P2	P3

BRONZE		
2	YANAKIEV Yavor	BUL
12	GUENOT Christophe	FRA

GOLD		
11	KVIRKELIA Manuchar	GEO

CLASSIFICATION		
1	KVIRKELIA Manuchar	GEO
2	CHANG Yongxiang	CHN
3	YANAKIEV Yavor	BUL
4	GUENOT Christophe	FRA
5	MIKHALOVICH Aleh	BLR
6	BACSI Peter	HUN
7	SAMURGASHEV Varteres	RUS
8	MELYOSHIN Roman	KAZ
9	SCHNEIDER Konstantin	GER
10	JULFALAKYAN Arsen	ARM
11	BARRERA Sixto	PER
12	ABDULOV Ilgar	AZE
13	KWIT Julian	POL
14	VENCKAITIS Valdemaras	LTU
15	SHATS'KYKH Volodymyr	UKR
16	DANTZLER TC	USA
17	TUFENK Seref	TUR
18	SHAHSAVAN Hassan	AUS
19	MADSEN Mark	DEN
20	ZEGHDANE Messaoud	ALG



ENTRY LIST BY WEIGHT CATEGORY As of 13 AUG 2008
各级别报名名单 / LISTE DES INSCRIPTIONS PAR CATÉGORIE DE POIDS

NOC	Name	Date of Birth	Qualified
ARM - Armenia	FOROV Denis	3 DEC 1984	OQT
AZE - Azerbaijan Republic	GADABADZE Shalva	30 MAY 1984	OQT
CHN - People's Republic of China	MA Sanyi	1 JUN 1982	WCD
CUB - Cuba	ESTRADA Yuniór	23 SEP 1986	CCH
FRA - France	NOUMONVI Melonin	10 OCT 1982	OQT 19 th
GEO - Georgia	KHASAIA Badri	24 SEP 1979	WCH
HUN - Hungary	FODOR Zoltan	29 JUL 1985	WCH
IRI - Islamic Republic of Iran	TAHMASEBI Saman	26 JUL 1985	
ITA - Italy	MINGUZZI Andrea	1 FEB 1982	CCH
JPN - Japan	MATSUMOTO Shingo	3 MAR 1978	CCH
KAZ - Kazakhstan	SAMOKHIN Andrey	20 JAN 1985	OQT
KOR - Korea	KIM Jung-Sub	11 OCT 1975	WCH
POL - Poland	MICHALKIEWICZ Artur	11 SEP 1977	OQT
RUS - Russian Federation	MISHIN Aleksey	8 FEB 1979	WCH
SVK - Slovakia	BATKY Attila	23 JAN 1973	OQT
SWE - Sweden	ABRAHAMIAN Ara	27 JUL 1975	WCH
TUN - Tunisia	ACHOURI Haykel	29 AUG 1984	CCH
TUR - Turkey	AVLUCA Nazmi	14 NOV 1976	WCH 7 th
UKR - Ukraine	DARAGAN Oleksandr	19 JAN 1978	OQT
USA - United States of America	VERING Brad	21 AUG 1977	WCH

Total: 20 wrestlers

Note:
All changes are available in INFO

Legend:
OQT Olympic Qualification Tournament WCD Wild Card WCH World Championships



COMPETITION SHEET
比赛表格 / FEUILLE DE COMPÉTITION

CORRECTED

QUALIFICATIONS			1/8 FINALS			QUARTERFINALS			SEMIFINALS			FINALS															
1	DARAGAN Oleksandr	UKR	P1 P2 P3	1	1	UKR	P1 P2 P3	2	1	IRI	P1 P2 P3	3	1	TUR	P1 P2 P3	8	1	HUN	P1 P2 P3	10	3	ITA	P1 P2 P3				
			P1 P2 P3		2		0 2 0		2		2 0 0		2		1 1 0		2		1 1 0		3	3	ITA	P1 P2 P3			
2	TAHMASEBI Saman	IRI	P1 P2 P3	2	3	IRI	P1 P2 P3	3	3	TUR	P1 P2 P3	8	3	HUN	P1 P2 P3	10	2	ITA	P1 P2 P3								
			P1 P2 P3		8		4 1 3		5		2 3 0		3		2 1 0		3		2 1 0								
3	AVLUCA Nazmi	TUR	P1 P2 P3	3	3	TUR	P1 P2 P3	5	1	AZE	P1 P2 P3	10	3	ITA	P1 P2 P3	11	1	KAZ	P1 P2 P3	12	1	RUS	P1 P2 P3	13	1	JPN	P1 P2 P3
			P1 P2 P3		5		4 1 0		2		5 5 0		3		1 1 0		1		1 0 0		1		1		2	0 0 0	
4	KHASAIA Badri	GEO	P1 P2 P3	4	1	GEO	P1 P2 P3	6	0	TUN	P1 P2 P3	8	3	HUN	P1 P2 P3	10	3	ITA	P1 P2 P3	11	1	KAZ	P1 P2 P3	12	3	RUS	P1 P2 P3
			P1 P2 P3		1		0 1 0		0		0 0 0		4		2 2 0		2		1 3 1		1		1		1	2 0 0	
5	GADABADZE Shalva	AZE	P1 P2 P3	5	3	AZE	P1 P2 P3	7	1	CHN	P1 P2 P3	8	3	HUN	P1 P2 P3	10	3	ITA	P1 P2 P3	11	1	KAZ	P1 P2 P3	12	3	RUS	P1 P2 P3
			P1 P2 P3		10		5 5 0		1		0 1 0		5		1 3 1		3		1 3 1		1		1		1	4 6 0	
6	ACHOURI Haykel	TUN	P1 P2 P3	6	0	TUN	P1 P2 P3	8	3	HUN	P1 P2 P3	10	3	HUN	P1 P2 P3	11	1	KAZ	P1 P2 P3	12	1	RUS	P1 P2 P3	13	3	JPN	P1 P2 P3
			P1 P2 P3		0		0 0 0		4		0 1 0		3		2 2 0		1		1 0 0		1		1		1	2 0 0	
7	MA Sanyi	CHN	P1 P2 P3	7	1	CHN	P1 P2 P3	9	1	FRA	P1 P2 P3	10	3	ITA	P1 P2 P3	11	1	KAZ	P1 P2 P3	12	3	RUS	P1 P2 P3	14	3	ARM	P1 P2 P3
			P1 P2 P3		1		0 1 0		8		0 1 0		3		1 1 0		1		1 0 2		1		1		1	4 6 0	
8	FODOR Zoltan	HUN	P1 P2 P3	8	3	HUN	P1 P2 P3	10	3	ITA	P1 P2 P3	11	1	KAZ	P1 P2 P3	12	1	RUS	P1 P2 P3	13	3	JPN	P1 P2 P3	14	1	ARM	P1 P2 P3
			P1 P2 P3		4		2 2 0		5		1 3 1		1		1 3 1		1		1 0 2		1		1		1	4 6 0	
9	NOUMONVI Melonin	FRA	P1 P2 P3	9	1	FRA	P1 P2 P3	11	1	KAZ	P1 P2 P3	12	1	RUS	P1 P2 P3	13	3	JPN	P1 P2 P3	14	1	ARM	P1 P2 P3	15	3	ARM	P1 P2 P3
			P1 P2 P3		2		1 1 0		1		1 0 0		1		1 0 0		1		1 0 2		1		1		1	4 6 0	
10	MINGUZZI Andrea	ITA	P1 P2 P3	10	3	ITA	P1 P2 P3	12	1	RUS	P1 P2 P3	13	3	JPN	P1 P2 P3	14	1	ARM	P1 P2 P3	15	3	ARM	P1 P2 P3	16	3	ARM	P1 P2 P3
			P1 P2 P3		2		1 1 0		5		1 3 1		3		1 2 0		1		1 0 2		1		1		1	4 6 0	
11	SAMOKHIN Andrey	KAZ	P1 P2 P3	11	1	KAZ	P1 P2 P3	13	1	JPN	P1 P2 P3	14	1	ARM	P1 P2 P3	15	3	ARM	P1 P2 P3	16	3	ARM	P1 P2 P3	17	3	ARM	P1 P2 P3
			P1 P2 P3		1		1 0 0		1		2 3 0		3		1 2 0		1		1 2 0		1		1		1	4 6 0	
12	MISHIN Aleksey	RUS	P1 P2 P3	12	3	RUS	P1 P2 P3	14	1	ARM	P1 P2 P3	15	3	ARM	P1 P2 P3	16	3	ARM	P1 P2 P3	17	3	ARM	P1 P2 P3	18	3	ARM	P1 P2 P3
			P1 P2 P3		5		2 3 0		5		1 3 1		3		1 2 0		1		1 2 0		1		1		1	4 6 0	
13	MATSUMOTO Shingo	JPN	P1 P2 P3	13	1	JPN	P1 P2 P3	15	1	USA	P1 P2 P3	16	1	USA	P1 P2 P3	17	1	USA	P1 P2 P3	18	1	USA	P1 P2 P3	19	1	USA	P1 P2 P3
			P1 P2 P3		2		2 0 0		2		0 2 0		1		0 2 0		1		0 2 0		1		1		1	4 6 0	
14	FOROV Denis	ARM	P1 P2 P3	14	3	ARM	P1 P2 P3	16	1	USA	P1 P2 P3	17	1	USA	P1 P2 P3	18	1	USA	P1 P2 P3	19	1	USA	P1 P2 P3	20	1	USA	P1 P2 P3
			P1 P2 P3		10		4 1 3		2		0 2 0		1		0 2 0		1		0 2 0		1		1		1	4 6 0	
15	VERING Brad	USA	P1 P2 P3	15	3	USA	P1 P2 P3	17	1	USA	P1 P2 P3	18	1	USA	P1 P2 P3	19	1	USA	P1 P2 P3	20	1	USA	P1 P2 P3				
			P1 P2 P3		5		4 1 0		2		0 2 0		1		0 2 0		1		0 2 0		1		1		1	4 6 0	
16	MICHALKIEWICZ Artur	POL	P1 P2 P3	16	1	POL	P1 P2 P3	18	1	USA	P1 P2 P3	19	1	USA	P1 P2 P3	20	1	USA	P1 P2 P3								
			P1 P2 P3		1		0 1 0		2		0 2 0		1		0 2 0		1		0 2 0		1		1		1	4 6 0	
17	ABRAHAMIAN Ara	SWE	P1 P2 P3	17	3	SWE	P1 P2 P3	20	1	CUB	P1 P2 P3																
			P1 P2 P3		3		1 1 1		3		1 1 1																
18	KIM Jung-Sub	KOR	P1 P2 P3	18	1	KOR	P1 P2 P3																				
			P1 P2 P3		5		3 1 1																				
19	BATKY Attila	SVK	P1 P2 P3	19	0	SVK	P1 P2 P3																				
			P1 P2 P3		0		0 0 0																				
20	ESTRADA Yunion	CUB	P1 P2 P3	20	3	CUB	P1 P2 P3																				
			P1 P2 P3		9		4 5 0																				

CLASSIFICATION

1	MINGUZZI Andrea	ITA
2	FODOR Zoltan	HUN
3	AVLUCA Nazmi	TUR
5	MA Sanyi	CHN
7	FOROV Denis	ARM
8	GADABADZE Shalva	AZE
9	MISHIN Aleksey	RUS
10	ESTRADA Yunion	CUB
11	TAHMASEBI Saman	IRI
12	VERING Brad	USA
13	KIM Jung-Sub	KOR
14	DARAGAN Oleksandr	UKR
15	MATSUMOTO Shingo	JPN
16	KHASAIA Badri	GEO
17	MICHALKIEWICZ Artur	POL
18	SAMOKHIN Andrey	KAZ
19	BATKY Attila	SVK
20	ACHOURI Haykel	TUN

REPECHAGE

UPPER BRANCH	7	3	CHN	P1 P2 P3	7	1	CHN	P1 P2 P3	3	AVLUCA Nazmi	TUR
				P1 P2 P3				P1 P2 P3			
	7	3	CHN	P1 P2 P3	5	1	AZE	P1 P2 P3	3	3	TUR
				P1 P2 P3				P1 P2 P3			
				P1 P2 P3	9	3	FRA	P1 P2 P3	9	1	FRA
				P1 P2 P3				P1 P2 P3			
LOWER BRANCH	9	3	FRA	P1 P2 P3	12	1	RUS	P1 P2 P3	17	3	SWE
				P1 P2 P3				P1 P2 P3			
				P1 P2 P3				P1 P2 P3			

Modification of results ranking due to disqualification of ABRAHAMIAN, Ara (SWE)

**WRESTLING**

摔跤 / LUTTE

MEN'S GRECO-ROMAN 84 KG

男子古典式 - 84公斤级 / "LUTTE GRÉCO-ROMAINE, 84 KG -

MEDAL CEREMONY

颁奖仪式 / REMISE DES MÉDAILLES

**OFFICIAL COMMUNICATION**

官方通告 / COMMUNICATION OFFICIELLE

Item: 3

**IOC Disciplinary Commission Decision - ABRAHAMIAN Ara (SWE)
Wrestling, Men's Greco-Roman, 84kg**

Mr Ara ABRAHAMIAN has been disqualified from the event of men's Greco-Roman, 84kg.

The athlete placed behind Mr Abrahamian shall not be promoted to third place.

Issued by: Mario Saletnig
Time: 17:30
Date: 16 AUG 2008

This decision affects:

RESULTS
SCHEDULE
OTHER

Note: Results ranking and medals to be adjusted.



ENTRY LIST BY WEIGHT CATEGORY As of 13 AUG 2008
各級別報名名單 / LISTE DES INSCRIPTIONS PAR CATÉGORIE DE POIDS

NOC	Name	Date of Birth	Qualified
ALB - Albania	GURI Elis	6 JUL 1983	WCH 7 th
ALG - Algeria	BOUGUERRA Samir	18 JUL 1982	CCH
BUL - Bulgaria	DINCHEV Kaloyan	3 FEB 1980	OQT
CHN - People's Republic of China	JIANG Huachen	3 FEB 1982	WCD
CZE - Czech Republic	SVEC Marek	17 FEB 1973	WCH
EGY - Egypt	GABER Karam	1 SEP 1979	OQT
GEO - Georgia	NOZADZE Ramaz	16 OCT 1983	WCH
GER - Germany	ENGLICH Mirko	28 AUG 1978	OQT
GRE - Greece	TOUNOUSIDIS Theodoros	13 JAN 1984	OQT
HUN - Hungary	VIRAG Lajos	27 JUN 1977	OQT
IRI - Islamic Republic of Iran	REZAEI Ghasem	18 AUG 1985	
ITA - Italy	TIMONCINI Daigoro	13 DEC 1985	WCH
JPN - Japan	KATO Kenzo	28 SEP 1980	WCH
KAZ - Kazakhstan	MAMBETOV Asset	10 JUN 1982	WCH
KOR - Korea	HAN Tae-Young	4 SEP 1979	CCH
LTU - Lithuania	EZERSKIS Mindaugas	2 AUG 1977	WCH
RUS - Russian Federation	KHUSHTOV Aslanbek	1 JUL 1980	CCH
TUR - Turkey	OZAL Mehmet	31 OCT 1973	OQT
UKR - Ukraine	KRYOKA Oleg	17 JAN 1987	OQT
USA - United States of America	WHEELER Adam	24 MAR 1981	CCH

Total: 20 wrestlers

Note:
All changes are available in INFO

Legend:
OQT Olympic Qualification Tournament WCD Wild Card WCH World Championships



ENTRY LIST BY WEIGHT CATEGORY As of 13 AUG 2008
各級別報名名單 / LISTE DES INSCRIPTIONS PAR CATÉGORIE DE POIDS

NOC	Name	Date of Birth	Qualified
ARM - Armenia	PATRIKEEV Yuri	28 SEP 1979	WCH
AZE - Azerbaijan Republic	BOTEV Anton	25 MAY 1986	OQT
BLR - Belarus	ARTSIUKHIN Siarhei	1 NOV 1976	WCH
BUL - Bulgaria	IVANOV Ivan	24 AUG 1986	OQT
CAN - Canada	TAUB Ari	19 JAN 1971	CCH 23 th
CHN - People's Republic of China	LIU Deli	1 JAN 1980	WCD
CUB - Cuba	LOPEZ Mijain	20 AUG 1982	WCH
EGY - Egypt	SAKR Yasser	1 DEC 1977	CCH
FRA - France	SZCZEPANIAK Yannick	29 JAN 1980	WCH 5 th
GRE - Greece	PAPADOPOULOS Panagiotis	23 MAY 1985	OQT
HUN - Hungary	DEAK-BARDOS Mihaly	30 JAN 1975	WCH
IRI - Islamic Republic of Iran	HASHEM ZADEH Masoud	21 SEP 1981	
LTU - Lithuania	MIZGAITIS Mindaugas	14 OCT 1979	OQT
POL - Poland	MIKULSKI Marek	18 MAR 1981	OQT
RUS - Russian Federation	BAROEV Khasan	1 DEC 1982	WCH
SWE - Sweden	SJOBERG Jalmar	31 MAR 1985	WCD
TUR - Turkey	KAYAALP Riza	10 OCT 1989	CCH
UKR - Ukraine	CHERNETSKYI Oleksandr	17 FEB 1984	OQT
USA - United States of America	BYERS Dremiel	11 SEP 1974	WCH
UZB - Uzbekistan	SALDADZE David	15 FEB 1978	WCH 8 th

Total: 20 wrestlers

Note:
All changes are available in INFO

Legend:
OQT Olympic Qualification Tournament WCD Wild Card WCH World Championships



COMPETITION SHEET
比赛表格 / FEUILLE DE COMPÉTITION

QUALIFICATIONS			1/8 FINALS			QUARTERFINALS			SEMIFINALS			FINALS								
1	DEAK-BARDOS Mihaly	HUN	P1	P2	P3	1	3	HUN	P1	P2	P3	1	1	HUN	P1	P2	P3			
			P1	P2	P3	6	2		2	4	0	4	1		1	2	1			
2	TAUB Ari	CAN	P1	P2	P3	2	1	CAN	P1	P2	P3									
			P1	P2	P3	2	2		1	1	0									
3	SZCZEPANIAK Yannick	FRA	P1	P2	P3	3	3	FRA	P1	P2	P3	3	1	FRA	P1	P2	P3			
			P1	P2	P3	3	3		1	1	1	2	1		1	1	0			
4	IVANOV Ivan	BUL	P1	P2	P3	4	1	BUL	P1	P2	P3	3	3	FRA	P1	P2	P3			
			P1	P2	P3	4	3		1	1	1	2	2		1	0	1			
5	BAROEV Khasan	RUS	P1	P2	P3	5	3	RUS	P1	P2	P3	5	3	RUS	P1	P2	P3			
			P1	P2	P3	5	9		3	6	0	5	5		2	3	0			
6	HASHEM ZADEH Masoud	IRI	P1	P2	P3	6	0	IRI	P1	P2	P3	5	3	RUS	P1	P2	P3			
			P1	P2	P3	6	0		0	0	0	3	3		2	1	0			
7	KAYAALP Riza	TUR	P1	P2	P3	7	0	TUR	P1	P2	P3	5	3	RUS	P1	P2	P3			
			P1	P2	P3	7	2		1	1	0	3	3		2	1	0			
8	MIZGAITIS Mindaugas	LTU	P1	P2	P3	8	5	LTU	P1	P2	P3	8	1	LTU	P1	P2	P3			
			P1	P2	P3	8	4		1	3	0	1	1		1	0	0			
9	SAKR Yasser	EGY	P1	P2	P3	9	1	EGY	P1	P2	P3	10	0	ARM	P1	P2	P3			
			P1	P2	P3	9	1		1	0	0	1	1		1	0	0			
10	PATRIKEEV Yuri	ARM	P1	P2	P3	10	3	ARM	P1	P2	P3	10	0	ARM	P1	P2	P3			
			P1	P2	P3	10	12		5	7	0	1	1		1	0	0			
11	ARTSIUKHIN Siarhei	BLR	P1	P2	P3	11	1	BLR	P1	P2	P3	12	3	CUB	P1	P2	P3			
			P1	P2	P3	11	1		0	1	0	9	9		4	5	0			
12	LOPEZ Mijain	CUB	P1	P2	P3	12	3	CUB	P1	P2	P3	12	5	CUB	P1	P2	P3			
			P1	P2	P3	12	5		3	2	0	4	4		1	3	0			
13	SJOBERG Jalmar	SWE	P1	P2	P3	13	3	SWE	P1	P2	P3	12	3	CUB	P1	P2	P3			
			P1	P2	P3	13	5		2	3	0	6	6		5	1	0			
14	MIKULSKI Marek	POL	P1	P2	P3	14	1	MIKULSKI Marek	P1	P2	P3	13	3	SWE	P1	P2	P3			
			P1	P2	P3	14	0		4	0	0	2	2		0	1	1			
15	SALDADZE David	UZB	P1	P2	P3	15	0	AZE	P1	P2	P3	13	0	SWE	P1	P2	P3			
			P1	P2	P3	15	0		0	0	0	0	0		0	0	0			
16	BOTEV Anton	AZE	P1	P2	P3	16	3	USA	P1	P2	P3	13	1	SWE	P1	P2	P3			
			P1	P2	P3	16	0		4	1	1	2	2		1	1	0			
17	CHERNETSKYI Oleksandr	UKR	P1	P2	P3	17	1	USA	P1	P2	P3	18	1	USA	P1	P2	P3			
			P1	P2	P3	17	1		1	0	0	5	5		3	1	1			
18	BYERS Dremiel	USA	P1	P2	P3	18	3	CHN	P1	P2	P3	18	1	USA	P1	P2	P3			
			P1	P2	P3	18	3		0	1	1	1	1		1	1	0			
19	PAPADOPOULOS Panag.	GRE	P1	P2	P3	19	1	CHN	P1	P2	P3	19	1	USA	P1	P2	P3			
			P1	P2	P3	19	1		0	1	1	1	1		1	1	0			
20	LIU Deli	CHN	P1	P2	P3	20	3	CHN	P1	P2	P3	20	3	CHN	P1	P2	P3			
			P1	P2	P3	20	4		3	1	0	4	4		5	1	0			

REPECHAGE																							
6	IRI	P1	P2	P3	6	1	IRI	P1	P2	P3	8	3	LTU	P1	P2	P3	8	3	LTU	P1	P2	P3	
			P1	P2	P3	6	3		1	1	1	4	4		2	2	0	3	1	FRA	P1	P2	P3
8	LTU	P1	P2	P3	8	4	LTU	P1	P2	P3	3	2	FRA	P1	P2	P3	3	2	FRA	P1	P2	P3	
			P1	P2	P3	8	4		1	1	2	1	1		1	1	0	1	1		1	1	0
11	BLR	P1	P2	P3	11	1	BLR	P1	P2	P3	10	3	ARM	P1	P2	P3	10	3	ARM	P1	P2	P3	
			P1	P2	P3	11	1		0	1	0	6	6		2	1	3	1	1		2	1	0
10	ARM	P1	P2	P3	10	3	ARM	P1	P2	P3	13	1	SWE	P1	P2	P3	13	1	SWE	P1	P2	P3	
			P1	P2	P3	10	3		2	1	0	2	2		1	1	0	1	1		1	1	0

UPPER BRANCH		
8	MIZGAITIS Mindaugas	LTU

LOWER BRANCH		
10	PATRIKEEV Yuri	ARM

GOLD		
12	LOPEZ Mijain	CUB

CLASSIFICATION		
1	LOPEZ Mijain	CUB
2	BAROEV Khasan	RUS
3	MIZGAITIS Mindaugas	LTU
4	PATRIKEEV Yuri	ARM
5	SZCZEPANIAK Yannick	FRA
6	SJOBERG Jalmar	SWE
7	BYERS Dremiel	USA
8	DEAK-BARDOS Mihaly	HUN
9	LIU Deli	CHN
10	BOTEV Anton	AZE
11	ARTSIUKHIN Siarhei	BLR
12	MIKULSKI Marek	POL
13	IVANOV Ivan	BUL
14	SALDADZE David	UZB
15	HASHEM ZADEH Masoud	IRI
16	TAUB Ari	CAN
17	CHERNETSKYI Oleksandr	UKR
18	PAPADOPOULOS Panag.	GRE
19	SAKR Yasser	EGY
20	KAYAALP Riza	TUR



SESSION RESULTS

比赛单元成绩 / RÉSULTATS DE SESSION

SESSION 1 - MAT A

Order	Bout No	Style/ Weight Category	Phase	Colour	Draw No	Name	NOC Code	Tech. Pts	Clas. Pts	Res. Code	Officials
1	1	GR55kg	1/16 Finals	RED	14	SORYAN H	IRI	4	5	VT	R 10 J 13 M 1
				BLUE	15	VENKOV V	BUL	0	0		
2	2	GR55kg	1/16 Finals	RED	16	FRIS K	SRB	10	3	PP	R 16 J 19 M 4
				BLUE	17	KOVAL Y	UKR	7	1		
3	3	GR55kg	1/8 Finals	RED	1	CHA KS	PRK	1	1	PP	R 28 J 25 M 7
				BLUE	2	HERNANDEZ Y	CUB	9	3		
4	4	GR55kg	1/8 Finals	RED	3	MOHAMED M	EGY	0	0	PO	R 22 J 31 M 1
				BLUE	4	BAYRAMOV R	AZE	12	3		
5	5	GR55kg	1/8 Finals	RED	5	GOGITADZE L	GEO	4	3	PO	R 34 J 37 M 4
				BLUE	6	JIAO H	CHN	0	0		
6	6	GR60kg	1/8 Finals	RED	1	ALBIEV IB	RUS	12	4	ST	R 40 J 49 M 7
				BLUE	2	SUCU S	TUR	0	0		
7	7	GR60kg	1/8 Finals	RED	3	MONZON R	CUB	11	3	PP	R 46 J 43 M 4
				BLUE	4	HIDALGO S	FRA	4	1		
8	8	GR60kg	1/8 Finals	RED	5	STEFANEK D	SRB	2	1	PP	R 52 J 10 M 1
				BLUE	6	ARIPOV D	UZB	5	3		
9	9	GR55kg	Quarterfinals	RED	2	HERNANDEZ Y	CUB	2	1	PP	R 28 J 16 M 7
				BLUE	4	BAYRAMOV R	AZE	10	3		
10	10	GR55kg	Quarterfinals	RED	5	GOGITADZE L	GEO	3	1	PP	R 13 J 22 M 4
				BLUE	7	AMOYAN R	ARM	7	3		
11	11	GR60kg	Quarterfinals	RED	1	ALBIEV IB	RUS	8	3	PO	R 25 J 34 M 7
				BLUE	3	MONZON R	CUB	0	0		
12	12	GR55kg	Semifinals	RED	4	BAYRAMOV R	AZE	11	3	PP	R 46 J 52 M 4
				BLUE	7	AMOYAN R	ARM	3	1		

Legend:

Clas.Pts Classification Points

J Judge

No Number

PP Decision by Points - the loser with technical points

Res Results

Tech.Pts Technical Points

GR Greco-roman

M Mat chairman

PO Decision by Points - the loser without technical point

R Referee

ST Great Superiority - a difference of 6 points - the loser without points

VT Victory by Fall



SESSION RESULTS

比赛单元成绩 / RÉSULTATS DE SESSION

SESSION 1 - MAT B

Order	Bout No	Style/ Weight Category	Phase	Colour	Draw No	Name	NOC Code	Tech. Pts	Clas. Pts	Res. Code	Officials
1	13	GR55kg	1/16 Finals	RED	18	HAFIZOV I	UZB	1	1	PP	R 23 J 11 M 2
				BLUE	19	MANKIEV N	RUS	6	3		
2	14	GR60kg	1/16 Finals	RED	17	SASAMOTO M	JPN	5	3	PP	R 14 J 17 M 5
				BLUE	18	MNATSAKANYAN K	ARM	1	1		
3	15	GR60kg	1/16 Finals	RED	19	NAZARIAN A	BUL	10	3	PP	R 20 J 26 M 8
				BLUE	20	BEDINADZE D	GEO	2	1		
4	16	GR55kg	1/8 Finals	RED	7	AMOYAN R	ARM	7	3	PP	R 29 J 32 M 2
				BLUE	8	IMANBAYEV A	KAZ	2	1		
5	17	GR55kg	1/8 Finals	RED	9	MANGO S	USA	6	3	PP	R 35 J 38 M 5
				BLUE	10	MUNTEANU V	ROU	3	1		
6	18	GR55kg	1/8 Finals	RED	11	NYBLOM A	DEN	1	1	PP	R 41 J 44 M 8
				BLUE	12	PARK EC	KOR	8	3		
7	19	GR60kg	1/8 Finals	RED	7	TIUMENBAEV R	KGZ	7	3	PP	R 47 J 50 M 2
				BLUE	8	ALA-HUIKKU J	FIN	1	1		
8	20	GR60kg	1/8 Finals	RED	9	BERGE SA	NOR	0	0	PO	R 53 J 14 M 5
				BLUE	10	TENGIZBAYEV N	KAZ	6	3		
9	21	GR55kg	Quarterfinals	RED	9	MANGO S	USA	3	1	PP	R 23 J 29 M 8
				BLUE	12	PARK EC	KOR	9	3		
10	22	GR60kg	Quarterfinals	RED	6	ARIPOV D	UZB	4	1	PP	R 26 J 35 M 2
				BLUE	7	TIUMENBAEV R	KGZ	4	3		
11	23	GR55kg	Semifinals	RED	12	PARK EC	KOR	2	1	PP	R 41 J 20 M 5
				BLUE	19	MANKIEV N	RUS	9	3		

Legend:

Clas.Pts Classification Points
J Judge
No Number
PP Decision by Points - the loser with technical points
Res Results

GR Greco-roman
M Mat chairman
PO Decision by Points - the loser without technical point
R Referee
Tech.Pts Technical Points



SESSION RESULTS

比赛单元成绩 / RÉSULTATS DE SESSION

SESSION 1 - MAT C

Order	Bout No	Style/ Weight Category	Phase	Colour	Draw No	Name	NOC Code	Tech. Pts	Clas. Pts	Res. Code	Officials
1	24	GR60kg	1/16 Finals	RED	13	SHENG J	CHN	1	1	PP	R 15 J 18 M 3
				BLUE	14	RAHIMOV V	AZE	5	3		
2	25	GR60kg	1/16 Finals	RED	15	DIACONU EI	ROU	3	3	PP	R 21 J 12 M 6
				BLUE	16	ELGHARABLY A	EGY	3	1		
3	26	GR55kg	1/8 Finals	RED	13	ELWAIS T	PLW	0	0	ST	R 33 J 30 M 3
				BLUE	14	SORYAN H	IRI	14	4		
4	27	GR55kg	1/8 Finals	RED	16	FRIS K	SRB	0	0	PO	R 39 J 36 M 9
				BLUE	19	MANKIEV N	RUS	10	3		
5	28	GR60kg	1/8 Finals	RED	11	JUNG JH	KOR	9	3	PO	R 27 J 24 M 9
				BLUE	12	DUBININ Y	BLR	0	0		
6	29	GR60kg	1/8 Finals	RED	14	RAHIMOV V	AZE	5	3	PP	R 45 J 48 M 6
				BLUE	15	DIACONU EI	ROU	6	1		
7	30	GR60kg	1/8 Finals	RED	17	SASAMOTO M	JPN	4	1	PP	R 51 J 42 M 3
				BLUE	19	NAZARIAN A	BUL	4	3		
8	31	GR55kg	Quarterfinals	RED	14	SORYAN H	IRI	4	1	PP	R 18 J 54 M 6
				BLUE	19	MANKIEV N	RUS	4	3		
9	32	GR60kg	Quarterfinals	RED	10	TENGIZBAYEV N	KAZ	6	3	PP	R 39 J 27 M 9
				BLUE	11	JUNG JH	KOR	4	1		
10	33	GR60kg	Quarterfinals	RED	14	RAHIMOV V	AZE	10	3	PP	R 24 J 45 M 3
				BLUE	19	NAZARIAN A	BUL	2	1		
11	34	GR60kg	Semifinals	RED	1	ALBIEV IB	RUS	10	3	PO	R 48 J 15 M 6
				BLUE	7	TIUMENBAEV R	KGZ	0	0		
12	35	GR60kg	Semifinals	RED	10	TENGIZBAYEV N	KAZ	1	0	PO	R 36 J 30 M 9
				BLUE	14	RAHIMOV V	AZE	8	3		

Legend:

Clas.Pts Classification Points

J Judge

No Number

PP Decision by Points - the loser with technical points

Res Results

Tech.Pts Technical Points

GR Greco-roman

M Mat chairman

PO Decision by Points - the loser without technical point

R Referee

ST Great Superiority - a difference of 6 points - the loser without points



SESSION RESULTS
 比赛单元成绩 / RÉSULTATS DE SESSION

SESSION 2 - MAT A

Order	Bout No	Style/ Weight Category	Phase	Colour	Draw No	Name	NOC Code	Tech. Pts	Clas. Pts	Res. Code	Officials
1	36	GR55kg	Repechage Round 1	RED	18	HAFIZOV I	UZB	1	1	PP	R 19 J 40 M 1
				BLUE	16	FRIS K	SRB	5	3		
2	37	GR55kg	Repechage Round 2	RED	3	MOHAMED M	EGY	1	1	PP	R 43 J 31 M 4
				BLUE	2	HERNANDEZ Y	CUB	9	3		
3	38	GR55kg	Repechage Round 2	RED	16	FRIS K	SRB	1	1	PP	R 33 J 12 M 3
				BLUE	14	SORYAN H	IRI	6	3		

Legend:

Clas.Pts Classification Points
J Judge
No Number
R Referee
Tech.Pts Technical Points

GR Greco-roman
M Mat chairman
PP Decision by Points - the loser with technical points
Res Results



SESSION RESULTS

比赛单元成绩 / RÉSULTATS DE SESSION

SESSION 2 - MAT B

Order	Bout No	Style/ Weight Category	Phase	Colour	Draw No	Name	NOC Code	Tech. Pts	Clas. Pts	Res. Code	Officials
1	39	GR60kg	Repechage Round 1	RED	13	SHENG J	CHN	8	3	PP	R 17 J 32 M 8
				BLUE	15	DIACONU EI	ROU	5	1		
2	40	GR60kg	Repechage Round 2	RED	2	SUCU S	TUR	6	1	PP	R 14 J 47 M 5
				BLUE	3	MONZON R	CUB	6	3		
3	41	GR60kg	Repechage Round 2	RED	13	SHENG J	CHN	10	3	PP	R 39 J 42 M 6
				BLUE	19	NAZARIAN A	BUL	1	1		
4	42	GR55kg	Bronze Medals	RED	2	HERNANDEZ Y	CUB	0	0	PO	R 37 J 16 M 7
				BLUE	7	AMOYAN R	ARM	8	3		
5	43	GR55kg	Bronze Medals	RED	14	SORYAN H	IRI	3	1	PP	R 45 J 21 M 9
				BLUE	12	PARK EC	KOR	3	3		
6	44	GR55kg	Finals	RED	4	BAYRAMOV R	AZE	5	1	PP	R 23 J 26 M 2
				BLUE	19	MANKIEV N	RUS	6	3		
7	45	GR60kg	Bronze Medals	RED	3	MONZON R	CUB	0	0	PO	R 44 J 38 M 8
				BLUE	7	TIUMENBAEV R	KGZ	9	3		
8	46	GR60kg	Bronze Medals	RED	13	SHENG J	CHN	3	1	PP	R 49 J 10 M 4
				BLUE	10	TENGIZBAYEV N	KAZ	8	3		
9	47	GR60kg	Finals	RED	1	ALBIEV IB	RUS	6	3	PO	R 46 J 13 M 1
				BLUE	14	RAHIMOV V	AZE	0	0		

Legend:

Clas.Pts Classification Points

J Judge

No Number

PP Decision by Points - the loser with technical points

Res Results

GR Greco-roman

M Mat chairman

PO Decision by Points - the loser without technical point

R Referee

Tech.Pts Technical Points



SESSION RESULTS

比赛单元成绩 / RÉSULTATS DE SESSION

SESSION 3 - MAT A

Order	Bout No	Style/ Weight Category	Phase	Colour	Draw No	Name	NOC Code	Tech. Pts	Clas. Pts	Res. Code	Officials
1	48	GR66kg	1/16 Finals	RED	13	SIAMIONAU M	BLR	2	3	PP	R 10 J 13 M 1
				BLUE	14	KAZAKEVIC A	LTU	2	1		
2	49	GR66kg	1/16 Finals	RED	15	KIM MC	KOR	2	1	PP	R 46 J 19 M 4
				BLUE	16	MOHAMMADI A	IRI	2	3		
3	50	GR66kg	1/16 Finals	RED	17	MILIAN A	CUB	1	1	PP	R 16 J 43 M 7
				BLUE	18	GUENOT S	FRA	5	3		
4	51	GR66kg	1/8 Finals	RED	1	DEITCHLER J	USA	3	1	PP	R 22 J 31 M 1
				BLUE	2	BEGALIEV K	KGZ	9	3		
5	52	GR66kg	1/8 Finals	RED	3	MANSUROV F	AZE	0	0	PO	R 28 J 37 M 4
				BLUE	4	VARDANYAN A	UKR	6	3		
6	53	GR66kg	1/8 Finals	RED	5	SERIR M	ALG	0	0	ST	R 34 J 40 M 7
				BLUE	6	KOVALENKO S	RUS	12	4		
7	54	GR74kg	1/8 Finals	RED	1	CHANG Y	CHN	4	3	PP	R 43 J 49 M 1
				BLUE	2	YANAKIEV Y	BUL	3	1		
8	55	GR74kg	1/8 Finals	RED	3	BARRERA S	PER	3	3	PP	R 52 J 10 M 4
				BLUE	4	VENCKAITIS V	LTU	4	1		
9	56	GR66kg	Quarterfinals	RED	2	BEGALIEV K	KGZ	5	3	PP	R 13 J 16 M 7
				BLUE	4	VARDANYAN A	UKR	3	1		
10	57	GR66kg	Quarterfinals	RED	6	KOVALENKO S	RUS	7	1	PP	R 52 J 22 M 1
				BLUE	8	GERGOV N	BUL	7	3		
11	58	GR74kg	Quarterfinals	RED	1	CHANG Y	CHN	9	3	PP	R 34 J 43 M 4
				BLUE	3	BARRERA S	PER	1	1		
12	59	GR66kg	Semifinals	RED	2	BEGALIEV K	KGZ	2	3	PP	R 46 J 31 M 7
				BLUE	8	GERGOV N	BUL	2	1		

Legend:

Clas.Pts Classification Points

J Judge

No Number

PP Decision by Points - the loser with technical points

Res Results

Tech.Pts Technical Points

GR Greco-roman

M Mat chairman

PO Decision by Points - the loser without technical point

R Referee

ST Great Superiority - a difference of 6 points - the loser without points



SESSION RESULTS

比赛单元成绩 / RÉSULTATS DE SESSION

SESSION 3 - MAT B

Order	Bout No	Style/ Weight Category	Phase	Colour	Draw No	Name	NOC Code	Tech. Pts	Clas. Pts	Res. Code	Officials
1	60	GR66kg	1/16 Finals	RED	19	ADIKYAN A	ARM	3	1	PP	R 11 J 14 M 2
				BLUE	20	LOERINCZ T	HUN	4	3		
2	61	GR74kg	1/16 Finals	RED	13	MADSEN M	DEN	1	1	PP	R 20 J 17 M 5
				BLUE	14	SAMURGASHEV V	RUS	7	3		
3	62	GR74kg	1/16 Finals	RED	15	ABDULOV I	AZE	3	3	PP	R 23 J 32 M 8
				BLUE	16	TUFENK S	TUR	2	1		
4	63	GR66kg	1/8 Finals	RED	7	EROGLU S	TUR	2	1	PP	R 26 J 29 M 2
				BLUE	8	GERGOV N	BUL	3	3		
5	64	GR66kg	1/8 Finals	RED	9	LI Y	CHN	3	3	PP	R 35 J 47 M 5
				BLUE	10	PANAIT II	ROU	3	1		
6	65	GR66kg	1/8 Finals	RED	11	THAETNER M	GER	2	1	PP	R 38 J 41 M 8
				BLUE	12	BAYAKHMETOV D	KAZ	5	3		
7	66	GR74kg	1/8 Finals	RED	5	MELYOSHIN R	KAZ	9	3	PP	R 50 J 11 M 2
				BLUE	6	SHAHSAVAN H	AUS	2	1		
8	67	GR74kg	1/8 Finals	RED	7	MIKHALOVICH A	BLR	6	3	PP	R 44 J 20 M 5
				BLUE	8	KWIT J	POL	6	1		
9	68	GR74kg	1/8 Finals	RED	9	SCHNEIDER K	GER	8	3	PP	R 53 J 23 M 8
				BLUE	10	ZEGHDANE M	ALG	1	1		
10	69	GR66kg	Quarterfinals	RED	9	LI Y	CHN	6	1	PP	R 41 J 26 M 1
				BLUE	12	BAYAKHMETOV D	KAZ	11	3		
11	70	GR74kg	Quarterfinals	RED	5	MELYOSHIN R	KAZ	3	1	PP	R 14 J 53 M 5
				BLUE	7	MIKHALOVICH A	BLR	4	3		
12	71	GR66kg	Semifinals	RED	12	BAYAKHMETOV D	KAZ	1	1	PP	R 32 J 17 M 8
				BLUE	18	GUENOT S	FRA	4	3		

Legend:

Clas.Pts Classification Points
J Judge
No Number
R Referee
Tech.Pts Technical Points

GR Greco-roman
M Mat chairman
PP Decision by Points - the loser with technical points
Res Results



SESSION RESULTS

比赛单元成绩 / RÉSULTATS DE SESSION

SESSION 3 - MAT C

Order	Bout No	Style/ Weight Category	Phase	Colour	Draw No	Name	NOC Code	Tech. Pts	Clas. Pts	Res. Code	Officials
1	72	GR74kg	1/16 Finals	RED	17	JULFALAKYAN A	ARM	3	3	PP	R 12 J 15 M 3
				BLUE	18	SHATS'KYKH V	UKR	3	1		
2	73	GR74kg	1/16 Finals	RED	19	DANTZLER T	USA	3	1	PP	R 18 J 21 M 6
				BLUE	20	BACSI P	HUN	10	3		
3	74	GR66kg	1/8 Finals	RED	13	SIAMIONAU M	BLR	3	3	PP	R 30 J 33 M 9
				BLUE	16	MOHAMMADI A	IRI	5	1		
4	75	GR66kg	1/8 Finals	RED	18	GUENOT S	FRA	2	3	PP	R 36 J 39 M 3
				BLUE	20	LOERINCZ T	HUN	4	1		
5	76	GR74kg	1/8 Finals	RED	11	KVIRKELIA M	GEO	10	3	PO	R 24 J 27 M 9
				BLUE	12	GUENOT C	FRA	0	0		
6	77	GR74kg	1/8 Finals	RED	14	SAMURGASHEV V	RUS	4	5	VT	R 15 J 42 M 6
				BLUE	15	ABDULOV I	AZE	0	0		
7	78	GR74kg	1/8 Finals	RED	17	JULFALAKYAN A	ARM	6	1	PP	R 48 J 54 M 3
				BLUE	20	BACSI P	HUN	8	3		
8	79	GR66kg	Quarterfinals	RED	13	SIAMIONAU M	BLR	2	1	PP	R 51 J 45 M 6
				BLUE	18	GUENOT S	FRA	3	3		
9	80	GR74kg	Quarterfinals	RED	9	SCHNEIDER K	GER	0	0	PO	R 21 J 12 M 9
				BLUE	11	KVIRKELIA M	GEO	8	3		
10	81	GR74kg	Quarterfinals	RED	14	SAMURGASHEV V	RUS	3	1	PP	R 33 J 48 M 6
				BLUE	20	BACSI P	HUN	6	3		
11	82	GR74kg	Semifinals	RED	1	CHANG Y	CHN	6	3	PP	R 39 J 42 M 3
				BLUE	7	MIKHALOVICH A	BLR	7	1		
12	83	GR74kg	Semifinals	RED	11	KVIRKELIA M	GEO	7	5	VT	R 12 J 24 M 6
				BLUE	20	BACSI P	HUN	6	0		

Legend:

Clas.Pts Classification Points
J Judge
No Number
PP Decision by Points - the loser with technical points
Res Results
VT Victory by Fall

GR Greco-roman
M Mat chairman
PO Decision by Points - the loser without technical point
R Referee
Tech.Pts Technical Points



SESSION RESULTS

比赛单元成绩 / RÉSULTATS DE SESSION

SESSION 4 - MAT A

Order	Bout No	Style/ Weight Category	Phase	Colour	Draw No	Name	NOC Code	Tech. Pts	Clas. Pts	Res. Code	Officials
1	84	GR66kg	Repechage Round 1	RED	17	MILIAN A	CUB	2	3	PP	R 27 J 54 M 3
				BLUE	20	LOERINCZ T	HUN	2	1		
2	85	GR66kg	Repechage Round 2	RED	1	DEITCHLER J	USA	5	1	PP	R 25 J 40 M 7
				BLUE	4	VARDANYAN A	UKR	3	3		
3	86	GR66kg	Repechage Round 2	RED	17	MILIAN A	CUB	2	1	PP	R 29 J 35 M 5
				BLUE	13	SIAMIONAU M	BLR	4	3		

Legend:

Clas.Pts Classification Points
J Judge
No Number
R Referee
Tech.Pts Technical Points

GR Greco-roman
M Mat chairman
PP Decision by Points - the loser with technical points
Res Results



SESSION RESULTS

比赛单元成绩 / RÉSULTATS DE SESSION

SESSION 4 - MAT B

Order	Bout No	Style/ Weight Category	Phase	Colour	Draw No	Name	NOC Code	Tech. Pts	Clas. Pts	Res. Code	Officials
1	87	GR74kg	Repechage Round 2	RED	2	YANAKIEV Y	BUL	7	3	PO	R 47 J 38 M 5
				BLUE	3	BARRERA S	PER	0	0		
2	88	GR74kg	Repechage Round 2	RED	12	GUENOT C	FRA	4	3	PP	R 48 J 30 M 9
				BLUE	9	SCHNEIDER K	GER	2	1		
3	89	GR66kg	Bronze Medals	RED	4	VARDANYAN A	UKR	11	3	PP	R 53 J 20 M 9
				BLUE	8	GERGOV N	BUL	4	1		
4	90	GR66kg	Bronze Medals	RED	13	SIAMIONAU M	BLR	4	3	PP	R 28 J 25 M 3
				BLUE	12	BAYAKHMETOV D	KAZ	2	1		
5	91	GR66kg	Finals	RED	2	BEGALIEV K	KGZ	1	1	PP	R 23 J 51 M 4
				BLUE	18	GUENOT S	FRA	6	3		
6	92	GR74kg	Bronze Medals	RED	2	YANAKIEV Y	BUL	4	3	PP	R 18 J 24 M 1
				BLUE	7	MIKHALOVICH A	BLR	3	1		
7	93	GR74kg	Bronze Medals	RED	12	GUENOT C	FRA	7	3	PP	R 33 J 21 M 6
				BLUE	20	BACSI P	HUN	7	1		
8	94	GR74kg	Finals	RED	1	CHANG Y	CHN	0	0	PO	R 52 J 44 M 2
				BLUE	11	KVIRKELIA M	GEO	10	3		

Legend:

Clas.Pts Classification Points

J Judge

No Number

PP Decision by Points - the loser with technical points

Res Results

GR Greco-roman

M Mat chairman

PO Decision by Points - the loser without technical point

R Referee

Tech.Pts Technical Points



SESSION RESULTS

比赛单元成绩 / RÉSULTATS DE SESSION

SESSION 5 - MAT A

Order	Bout No	Style/ Weight Category	Phase	Colour	Draw No	Name	NOC Code	Tech. Pts	Clas. Pts	Res. Code	Officials
1	95	GR84kg	1/16 Finals	RED	13	MATSUMOTO S	JPN	2	1	PP	R 52 J 13 M 1
				BLUE	14	FOROV D	ARM	10	3		
2	96	GR84kg	1/16 Finals	RED	15	VERING B	USA	5	3	PP	R 49 J 10 M 4
				BLUE	16	MICHALKIEWICZ A	POL	1	1		
3	97	GR84kg	1/16 Finals	RED	17	ABRAHAMIAN A	SWE	3	3	PP	R 37 J 16 M 7
				BLUE	18	KIM JS	KOR	5	1		
4	98	GR84kg	1/16 Finals	RED	19	BATKY A	SVK	0	0	PO	R 46 J 19 M 4
				BLUE	20	ESTRADA Y	CUB	9	3		
5	99	GR84kg	1/8 Finals	RED	1	DARAGAN O	UKR	2	1	PP	R 43 J 22 M 1
				BLUE	2	TAHMASEBI S	IRI	8	3		
6	100	GR84kg	1/8 Finals	RED	3	AVLUCA N	TUR	5	3	PP	R 40 J 25 M 7
				BLUE	4	KHASAIA B	GEO	1	1		
7	101	GR84kg	1/8 Finals	RED	5	GADABADZE S	AZE	10	3	PO	R 34 J 28 M 1
				BLUE	6	ACHOURI H	TUN	0	0		
8	102	GR84kg	1/8 Finals	RED	7	MA S	CHN	1	1	PP	R 10 J 31 M 7
				BLUE	8	FODOR Z	HUN	4	3		
9	103	GR84kg	1/8 Finals	RED	9	NOUMONVI M	FRA	2	1	PP	R 13 J 52 M 4
				BLUE	10	MINGUZZI A	ITA	2	3		
10	104	GR84kg	1/8 Finals	RED	11	SAMOKHIN A	KAZ	1	1	PP	R 25 J 49 M 1
				BLUE	12	MISHIN A	RUS	5	3		
11	105	GR84kg	1/8 Finals	RED	14	FOROV D	ARM	8	3	PP	R 19 J 16 M 7
				BLUE	15	VERING B	USA	2	1		
12	106	GR84kg	1/8 Finals	RED	17	ABRAHAMIAN A	SWE	4	3	PP	R 28 J 22 M 4
				BLUE	20	ESTRADA Y	CUB	3	1		
13	107	GR84kg	Quarterfinals	RED	2	TAHMASEBI S	IRI	2	1	PP	R 46 J 31 M 1
				BLUE	3	AVLUCA N	TUR	5	3		
14	108	GR84kg	Quarterfinals	RED	5	GADABADZE S	AZE	2	1	PP	R 52 J 34 M 4
				BLUE	8	FODOR Z	HUN	5	3		
15	109	GR84kg	Quarterfinals	RED	10	MINGUZZI A	ITA	3	3	PP	R 49 J 37 M 7
				BLUE	12	MISHIN A	RUS	5	1		
16	110	GR84kg	Quarterfinals	RED	14	FOROV D	ARM	5	1	PP	R 4 J 28 M 1
				BLUE	17	ABRAHAMIAN A	SWE	3	3		
17	111	GR84kg	Semifinals	RED	3	AVLUCA N	TUR	2	1	PP	R 7 J 40 M 4
				BLUE	8	FODOR Z	HUN	3	3		
18	112	GR84kg	Semifinals	RED	10	MINGUZZI A	ITA	3	3	PP	R 46 J 13 M 1
				BLUE	17	ABRAHAMIAN A	SWE	2	1		

Legend:

Clas.Pts Classification Points
J Judge
No Number
PP Decision by Points - the loser with technical points
Res Results

GR Greco-roman
M Mat chairman
PO Decision by Points - the loser without technical point
R Referee
Tech.Pts Technical Points



SESSION RESULTS

比赛单元成绩 / RÉSULTATS DE SESSION

SESSION 5 - MAT B

Order	Bout No	Style/ Weight Category	Phase	Colour	Draw No	Name	NOC Code	Tech. Pts	Clas. Pts	Res. Code	Officials
1	113	GR96kg	1/16 Finals	RED	13	TIMONCINI D	ITA	8	3	PO	R 11 J 53 M 2
				BLUE	14	KATO K	JPN	0	0		
2	114	GR96kg	1/16 Finals	RED	15	MAMBETOV A	KAZ	0	0	PO	R 14 J 47 M 5
				BLUE	16	KHUSHTOV A	RUS	10	3		
3	115	GR96kg	1/16 Finals	RED	17	REZAEI G	IRI	4	1	PP	R 20 J 50 M 8
				BLUE	18	EZERSKIS M	LTU	3	3		
4	116	GR96kg	1/16 Finals	RED	19	KRYOKA O	UKR	5	1	PP	R 23 J 44 M 2
				BLUE	20	OZAL M	TUR	6	3		
5	117	GR96kg	1/8 Finals	RED	1	HAN TY	KOR	3	1	PP	R 17 J 41 M 5
				BLUE	2	ENGLICH M	GER	4	3		
6	118	GR96kg	1/8 Finals	RED	3	GURI E	ALB	5	3	PP	R 26 J 38 M 8
				BLUE	4	GABER K	EGY	6	1		
7	119	GR96kg	1/8 Finals	RED	5	VIRAG L	HUN	3	1	PP	R 29 J 35 M 5
				BLUE	6	WHEELER A	USA	3	3		
8	120	GR96kg	1/8 Finals	RED	7	BOUGUERRA S	ALG	0	0	PO	R 32 J 11 M 2
				BLUE	8	JIANG H	CHN	8	3		
9	121	GR96kg	1/8 Finals	RED	9	NOZADZE R	GEO	3	3	PP	R 53 J 14 M 8
				BLUE	10	TOUNOUSIDIS T	GRE	3	1		
10	122	GR96kg	1/8 Finals	RED	11	SVEC M	CZE	6	3	PP	R 54 J 17 M 5
				BLUE	12	DINCHEV K	BUL	5	1		
11	123	GR96kg	1/8 Finals	RED	13	TIMONCINI D	ITA	0	0	PO	R 47 J 20 M 8
				BLUE	16	KHUSHTOV A	RUS	8	3		
12	124	GR96kg	1/8 Finals	RED	18	EZERSKIS M	LTU	7	3	PP	R 44 J 23 M 2
				BLUE	20	OZAL M	TUR	4	1		
13	125	GR96kg	Quarterfinals	RED	2	ENGLICH M	GER	8	3	PP	R 41 J 29 M 5
				BLUE	3	GURI E	ALB	2	1		
14	126	GR96kg	Quarterfinals	RED	6	WHEELER A	USA	5	3	PP	R 38 J 32 M 8
				BLUE	8	JIANG H	CHN	10	1		
15	127	GR96kg	Quarterfinals	RED	9	NOZADZE R	GEO	3	1	PP	R 8 J 26 M 2
				BLUE	11	SVEC M	CZE	4	3		
16	128	GR96kg	Quarterfinals	RED	16	KHUSHTOV A	RUS	9	3	PO	R 5 J 35 M 2
				BLUE	18	EZERSKIS M	LTU	0	0		
17	129	GR96kg	Semifinals	RED	2	ENGLICH M	GER	4	3	PP	R 8 J 29 M 5
				BLUE	6	WHEELER A	USA	2	1		
18	130	GR96kg	Semifinals	RED	11	SVEC M	CZE	0	0	VT	R 5 J 53 M 2
				BLUE	16	KHUSHTOV A	RUS	5	5		

Legend:

Clas.Pts Classification Points
J Judge
No Number
PP Decision by Points - the loser with technical points
Res Results
VT Victory by Fall

GR Greco-roman
M Mat chairman
PO Decision by Points - the loser without technical point
R Referee
Tech.Pts Technical Points



SESSION RESULTS

比赛单元成绩 / RÉSULTATS DE SESSION

SESSION 5 - MAT C

Order	Bout No	Style/ Weight Category	Phase	Colour	Draw No	Name	NOC Code	Tech. Pts	Clas. Pts	Res. Code	Officials
1	131	GR120kg	1/16 Finals	RED	13	SJOBBERG J	SWE	8	3	PP	R 12 J 54 M 3
				BLUE	14	MIKULSKI M	POL	4	1		
2	132	GR120kg	1/16 Finals	RED	15	SALDADZE D	UZB	3	1	PP	R 15 J 51 M 6
				BLUE	16	BOTEV A	AZE	5	3		
3	133	GR120kg	1/16 Finals	RED	17	CHERNETSKYI O	UKR	1	1	PP	R 18 J 42 M 9
				BLUE	18	BYERS D	USA	3	3		
4	134	GR120kg	1/16 Finals	RED	19	PAPADOPOULOS P	GRE	1	1	PP	R 24 J 45 M 3
				BLUE	20	LIU D	CHN	4	3		
5	135	GR120kg	1/8 Finals	RED	1	DEAK-BARDOS M	HUN	6	3	PP	R 21 J 48 M 6
				BLUE	2	TAUB A	CAN	2	1		
6	136	GR120kg	1/8 Finals	RED	3	SZCZEPANIAK Y	FRA	3	3	PP	R 27 J 39 M 9
				BLUE	4	IVANOV I	BUL	3	1		
7	137	GR120kg	1/8 Finals	RED	5	BAROEV K	RUS	9	3	PO	R 33 J 36 M 3
				BLUE	6	HASHEM ZADEH M	IRI	0	0		
8	138	GR120kg	1/8 Finals	RED	7	KAYAALP R	TUR	2	0	VT	R 30 J 12 M 6
				BLUE	8	MIZGAITIS M	LTU	4	5		
9	139	GR120kg	1/8 Finals	RED	9	SAKR Y	EGY	1	1	PP	R 54 J 15 M 9
				BLUE	10	PATRIKEEV Y	ARM	12	3		
10	140	GR120kg	1/8 Finals	RED	11	ARTSIUKHIN S	BLR	1	1	PP	R 51 J 18 M 3
				BLUE	12	LOPEZ M	CUB	5	3		
11	141	GR120kg	1/8 Finals	RED	13	SJOBBERG J	SWE	5	3	PO	R 48 J 18 M 9
				BLUE	16	BOTEV A	AZE	0	0		
12	142	GR120kg	1/8 Finals	RED	18	BYERS D	USA	6	3	PP	R 45 J 27 M 6
				BLUE	20	LIU D	CHN	2	1		
13	143	GR120kg	Quarterfinals	RED	1	DEAK-BARDOS M	HUN	4	1	PP	R 42 J 21 M 3
				BLUE	3	SZCZEPANIAK Y	FRA	2	3		
14	144	GR120kg	Quarterfinals	RED	5	BAROEV K	RUS	5	3	PP	R 39 J 24 M 9
				BLUE	8	MIZGAITIS M	LTU	1	1		
15	145	GR120kg	Quarterfinals	RED	10	PATRIKEEV Y	ARM	1	0	VT	R 6 J 30 M 3
				BLUE	12	LOPEZ M	CUB	4	5		
16	146	GR120kg	Quarterfinals	RED	13	SJOBBERG J	SWE	2	3	PP	R 33 J 54 M 9
				BLUE	18	BYERS D	USA	5	1		
17	147	GR120kg	Semifinals	RED	3	SZCZEPANIAK Y	FRA	2	1	PP	R 9 J 33 M 3
				BLUE	5	BAROEV K	RUS	3	3		
18	148	GR120kg	Semifinals	RED	12	LOPEZ M	CUB	9	3	PO	R 6 J 48 M 3
				BLUE	13	SJOBBERG J	SWE	0	0		

Legend:			
Clas.Pts	Classification Points	GR	Greco-roman
J	Judge	M	Mat chairman
No	Number	PO	Decision by Points - the loser without technical point
PP	Decision by Points - the loser with technical points	R	Referee
Res	Results	Tech.Pts	Technical Points
VT	Victory by Fall		



SESSION RESULTS
 比赛单元成绩 / RÉSULTATS DE SESSION

SESSION 6 - MAT A

Order	Bout No	Style/ Weight Category	Phase	Colour	Draw No	Name	NOC Code	Tech. Pts	Clas. Pts	Res. Code	Officials
1	149	GR84kg	Repechage Round 2	RED	7	MA S	CHN	6	3	PP	R 43 J 10 M 1
				BLUE	5	GADABADZE S	AZE	5	1		
2	150	GR84kg	Repechage Round 2	RED	9	NOUMONVI M	FRA	2	3	PP	R 53 J 38 M 2
				BLUE	12	MISHIN A	RUS	5	1		

Legend:			
Clas.Pts	Classification Points	GR	Greco-roman
J	Judge	M	Mat chairman
No	Number	PP	Decision by Points - the loser with technical points
R	Referee	Res	Results
Tech.Pts	Technical Points		



SESSION RESULTS
比赛单元成绩 / RÉSULTATS DE SESSION

SESSION 6 - MAT B

Order	Bout No	Style/ Weight Category	Phase	Colour	Draw No	Name	NOC Code	Tech. Pts	Clas. Pts	Res. Code	Officials
1	151	GR96kg	Repechage Round 1	RED	15	MAMBETOV A	KAZ	4	3	PP	R 12 J 51 M 3
				BLUE	13	TIMONCINI D	ITA	1	1		
2	152	GR96kg	Repechage Round 2	RED	1	HAN TY	KOR	5	3	PP	R 25 J 31 M 4
				BLUE	3	GURI E	ALB	3	1		
3	153	GR96kg	Repechage Round 2	RED	15	MAMBETOV A	KAZ	5	3	PP	R 53 J 29 M 5
				BLUE	18	EZERSKIS M	LTU	4	1		
4	156	GR84kg	Bronze Medals	RED	7	MA S	CHN	4	1	PP	R 23 J 35 M 8
				BLUE	3	AVLUCA N	TUR	11	3		
5	157	GR84kg	Bronze Medals	RED	9	NOUMONVI M	FRA	1	1	PP	R 52 J 37 M 7
				BLUE	17	ABRAHAMIAN A	SWE	5	3		
6	158	GR84kg	Finals	RED	8	FODOR Z	HUN	2	1	PP	R 4 J 19 M 3
				BLUE	10	MINGUZZI A	ITA	6	3		
7	159	GR96kg	Bronze Medals	RED	1	HAN TY	KOR	2	1	PP	R 5 J 36 M 9
				BLUE	6	WHEELER A	USA	7	3		
8	160	GR96kg	Bronze Medals	RED	15	MAMBETOV A	KAZ	7	3	PP	R 29 J 27 M 8
				BLUE	11	SVEC M	CZE	1	1		
9	161	GR96kg	Finals	RED	2	ENGLISH M	GER	0	0	PO	R 6 J 50 M 1
				BLUE	16	KHUSHTOV A	RUS	9	3		
10	162	GR120kg	Bronze Medals	RED	8	MIZGAITIS M	LTU	4	3	PP	R 12 J 21 M 2
				BLUE	3	SZCZEPANIAK Y	FRA	2	1		
11	163	GR120kg	Bronze Medals	RED	10	PATRIKEEV Y	ARM	6	3	PP	R 9 J 24 M 3
				BLUE	13	SJOBORG J	SWE	2	1		
12	164	GR120kg	Finals	RED	5	BAROEV K	RUS	1	1	PP	R 8 J 39 M 7
				BLUE	12	LOPEZ M	CUB	6	3		

Legend:		GR	Greco-roman
Clas.Pts	Classification Points	M	Mat chairman
J	Judge	PO	Decision by Points - the loser without technical point
No	Number	R	Referee
PP	Decision by Points - the loser with technical points	Tech.Pts	Technical Points
Res	Results		



SESSION RESULTS

比赛单元成绩 / RÉSULTATS DE SESSION

SESSION 6 - MAT C

Order	Bout No	Style/ Weight Category	Phase	Colour	Draw No	Name	NOC Code	Tech. Pts	Clas. Pts	Res. Code	Officials
1	154	GR120kg	Repechage Round 2	RED	6	HASHEM ZADEH M	IRI	3	1	PP	R 6 J 45 M 9
				BLUE	8	MIZGAITIS M	LTU	4	3		
2	155	GR120kg	Repechage Round 2	RED	11	ARTSIUKHIN S	BLR	1	1	PP	R 7 J 39 M 4
				BLUE	10	PATRIKKEEV Y	ARM	3	3		

Legend:

Clas.Pts Classification Points
J Judge
No Number
R Referee
Tech.Pts Technical Points

GR Greco-roman
M Mat chairman
PP Decision by Points - the loser with technical points
Res Results



TOURNAMENT STATISTICS

比赛技术统计 / STATISTIQUES DU TOURNOI

12 AUG - 14 AUG 2008

Weight Category	VT	VA	VB	VF	EV	EX	ST	SP	PP	PO	E2
55kg	1 4.3%	0 0.0%	0 0.0%	0 0.0%	0 0.0%	0 0.0%	1 4.3%	0 0.0%	17 73.9%	4 17.4%	0 0.0%
60kg	0 0.0%	0 0.0%	0 0.0%	0 0.0%	0 0.0%	0 0.0%	1 4.2%	0 0.0%	17 70.8%	6 25.0%	0 0.0%
66kg	0 0.0%	0 0.0%	0 0.0%	0 0.0%	0 0.0%	0 0.0%	1 4.2%	0 0.0%	22 91.7%	1 4.2%	0 0.0%
74kg	2 8.7%	0 0.0%	0 0.0%	0 0.0%	0 0.0%	0 0.0%	0 0.0%	0 0.0%	17 73.9%	4 17.4%	0 0.0%
84kg	0 0.0%	0 0.0%	0 0.0%	0 0.0%	0 0.0%	0 0.0%	0 0.0%	0 0.0%	21 91.3%	2 8.7%	0 0.0%
96kg	1 4.2%	0 0.0%	0 0.0%	0 0.0%	0 0.0%	0 0.0%	0 0.0%	0 0.0%	17 70.8%	6 25.0%	0 0.0%
120kg	2 8.7%	0 0.0%	0 0.0%	0 0.0%	0 0.0%	0 0.0%	0 0.0%	0 0.0%	18 78.3%	3 13.0%	0 0.0%
TOTAL	6 3.7%	0 0.0%	0 0.0%	0 0.0%	0 0.0%	0 0.0%	3 1.8%	0 0.0%	129 78.7%	26 15.9%	0 0.0%

Legend:

E2 Both wrestlers have been disqualified due to infringement of the rules
EX 3 Cautions '0' due to error against the rules
PP Decision by Points - the loser with technical points
ST Great Superiority - a difference of 6 points - the loser without points
VB Victory by Injury
VT Victory by Fall

EV Disqualification from the whole competition due to infringement of the rules
PO Decision by Points - the loser without technical point
SP Victory by Technical Superiority with the loser scoring technical points
VA Victory by Withdrawal
VF Victory by Forfeit



FINAL CLASSIFICATION BY WEIGHT CATEGORY As of 16 AUG 2008

CORRECTED

各级别最后排名 / CLASSIFICATION FINALE PAR CATÉGORIE DE POIDS

Rank	Name	NOC Code	Rank	Name	NOC Code
55kg			66kg		
Gold	MANKIEV Nazyr	RUS	Gold	GUENOT Steeve	FRA
Silver	BAYRAMOV Rovshan	AZE	Silver	BEGALIEV Kanatbek	KGZ
Bronze	AMOYAN Roman	ARM	Bronze	SIAMIONAU Mikhail	BLR
Bronze	PARK Eun-Chul	KOR	Bronze	VARDANYAN Armen	UKR
5	HERNANDEZ Yagnier	CUB	5	BAYAKHMETOV Darkhan	KAZ
5	SORYAN Hamid	IRI	5	GERGOV Nikolay	BUL
7	FRIS Kristijan	SRB	7	KOVALENKO Sergey	RUS
8	MANGO Spenser	USA	8	LOERINCZ Tamas	HUN
9	GOGITADZE Lasha	GEO	9	MILIAN Alain	CUB
10	HAFIZOV Ildar	UZB	10	LI Yanyan	CHN
11	KOVAL Yuriy	UKR	11	MOHAMMADI Ali	IRI
12	MUNTEANU Virgil	ROU	12	DEITCHLER Jake	USA
13	IMANBAYEV Asset	KAZ	13	PANAIT Ion Iulian	ROU
14	NYBLOM Anders	DEN	14	ADIKYAN Arman	ARM
15	CHA Kwang Su	PRK	15	KAZAKEVIC Aleksandr	LTU
16	MOHAMED Mostafa	EGY	15	KIM Min-Chul	KOR
17	JIAO Huafeng	CHN	17	EROGLU Seref	TUR
17	VENKOV Venelin	BUL	18	THAETNER Marcus	GER
19	ELWAIS Tulop	PLW	19	MANSUROV Farid	AZE
			20	SERIR Mohamed	ALG
60kg			74kg		
Gold	ALBIEV Islam-Beka	RUS	Gold	KVIRKELIA Manuchar	GEO
Silver	RAHIMOV Vitaliy	AZE	Silver	CHANG Yongxiang	CHN
Bronze	TENGIZBAYEV Nurbakyt	KAZ	Bronze	GUENOT Christophe	FRA
Bronze	TIUMENBAEV Ruslan	KGZ	Bronze	YANAKIEV Yavor	BUL
5	MONZON Roberto	CUB	5	BACSI Peter	HUN
5	SHENG Jiang	CHN	5	MIKHALOVICH Aleh	BLR
7	NAZARIAN Armen	BUL	7	SAMURGASHEV Varteres	RUS
8	DIACONU Eusebiu Iancu	ROU	8	MELYOSHIN Roman	KAZ
9	JUNG Ji-Hyun	KOR	9	SCHNEIDER Konstantin	GER
10	SASAMOTO Makoto	JPN	10	JULFALAKYAN Arsen	ARM
11	ARIPOV Dilshod	UZB	11	BARRERA Sixto	PER
12	SUCU Soner	TUR	12	ABDULOV Ilgar	AZE
13	HIDALGO Sebastien	FRA	13	KWIT Julian	POL
14	ELGHARABLY Ashraf	EGY	14	VENCKAITIS Valdemaras	LTU
15	STEFANEK Davor	SRB	15	SHATS'KYKH Volodymyr	UKR
16	BEDINADZE David	GEO	16	DANTZLER TC	USA
17	MNATSAKANYAN Karen	ARM	17	TUFENK Seref	TUR
18	ALA-HUIKKU Jarkko	FIN	18	SHAHSAVAN Hassan	AUS
19	BERGE Stig-Andre	NOR	19	MADSEN Mark	DEN
20	DUBININ Yury	BLR	20	ZEGHDANE Messaoud	ALG



FINAL CLASSIFICATION BY WEIGHT CATEGORY As of 16 AUG 2008

CORRECTED

各级别最后排名 / CLASSIFICATION FINALE PAR CATÉGORIE DE POIDS

Rank	Name	NOC Code	Rank	Name	NOC Code
84kg			120kg		
Gold	MINGUZZI Andrea	ITA	Gold	LOPEZ Mijain	CUB
Silver	FODOR Zoltan	HUN	Silver	BAROEV Khasan	RUS
Bronze	AVLUCA Nazmi	TUR	Bronze	MIZGAITIS Mindaugas	LTU
5	MA Sanyi	CHN	Bronze	PATRIKEEV Yuri	ARM
5	NOUMONVI Melonin	FRA	5	SJOBORG Jalmar	SWE
7	FOROV Denis	ARM	5	SZCZEPANIAK Yannick	FRA
8	GADABADZE Shalva	AZE	7	BYERS Dremiel	USA
9	MISHIN Aleksey	RUS	8	DEAK-BARDOS Mihaly	HUN
10	ESTRADA Yunior	CUB	9	LIU Deli	CHN
11	TAHMASEBI Saman	IRI	10	BOTEV Anton	AZE
12	VERING Brad	USA	11	ARTSIUKHIN Siarhei	BLR
13	KIM Jung-Sub	KOR	12	MIKULSKI Marek	POL
14	DARAGAN Oleksandr	UKR	13	IVANOV Ivan	BUL
15	MATSUMOTO Shingo	JPN	14	SALDADZE David	UZB
16	KHASAIA Badri	GEO	15	HASHEM ZADEH Masoud	IRI
16	MICHALKIEWICZ Artur	POL	16	TAUB Ari	CAN
16	SAMOKHIN Andrey	KAZ	17	CHERNETSKYI Oleksandr	UKR
19	BATKY Attila	SVK	18	PAPADOPOULOS Panag.	GRE
20	ACHOURI Haykel	TUN	19	SAKR Yasser	EGY
			20	KAYAALP Riza	TUR
96kg					
Gold	KHUSHTOV Aslanbek	RUS			
Silver	ENGLISH Mirko	GER			
Bronze	MAMBETOV Asset	KAZ			
Bronze	WHEELER Adam	USA			
5	HAN Tae-Young	KOR			
5	SVEC Marek	CZE			
7	EZERSKIS Mindaugas	LTU			
8	GURI Elis	ALB			
9	JIANG Huachen	CHN			
10	OZAL Mehmet	TUR			
11	TIMONCINI Daigoro	ITA			
12	NOZADZE Ramaz	GEO			
13	GABER IBRAHIM Karam	EGY			
14	DINCHEV Kaloyan	BUL			
14	KRYOKA Oleg	UKR			
16	REZAEI Ghasem	IRI			
17	TOUNOUSIDIS Theodoros	GRE			
17	VIRAG Lajos	HUN			
19	BOUGUERRA Samir	ALG			
19	KATO Kenzo	JPN			

Legend:

EV Disqualification from the whole competition due to infringement of the rules

Modification of results ranking due to disqualification of ABRAHAMIAN, Ara (SWE)



WRESTLING

摔跤 / LUTTE

WOMEN'S FREESTYLE

女子自由式 / LUTTE LIBRE - FEMMES

SESSION 2

单元02 / SESSION 2



OFFICIAL COMMUNICATION

官方通告 / COMMUNICATION OFFICIELLE

Item: 1

**Change to start time of the final matches
Women's Freestyle Finals 48kg/55kg**

A change to the start time of the women's final matches is to be made. The start time will be at 4.30pm 16th August, 2008 and not the previously published 5pm.

Issued by: Mario Saletnig
Time: 23:15
Date: 15 AUG 2008

This decision affects:

RESULTS
SCHEDULE
OTHER

<input type="checkbox"/>
<input checked="" type="checkbox"/>
<input type="checkbox"/>

Note: New schedules are to be distributed



ENTRY LIST BY WEIGHT CATEGORY As of 15 AUG 2008
各級別報名名單 / LISTE DES INSCRIPTIONS PAR CATÉGORIE DE POIDS

NOC	Name	Date of Birth	Qualified
AUS - Australia	BREMNER Kyla	28 JAN 1977	CCH
AZE - Azerbaijan Republic	STADNIK Mariya	3 JUN 1988	WCH
CAN - Canada	HUYNH Carol	16 NOV 1980	WCH 5 th
CHN - People's Republic of China	LI Xiaomei	20 AUG 1987	WCH
ESA - El Salvador	MEDRANO Ingrid	6 JUL 1979	CCH
FRA - France	BOUBRYEMM Vanessa	16 JAN 1982	CCH 9 th
GER - Germany	ENGELHARDT Alexandra	29 DEC 1982	CCH
JPN - Japan	ICHO Chiharu	6 OCT 1981	WCH
KAZ - Kazakhstan	BAKATYUK Tatyana	17 OCT 1985	OQT
KOR - Korea	KIM Hyung-Joo	12 SEP 1984	OQT
MGL - Mongolia	TSOGTBAZAR Enkhjargal	6 APR 1981	CCH 3 rd
ROU - Romania	DOBRE Estera	10 FEB 1987	OQT
RUS - Russian Federation	RAKHMANOVA Zamira	28 DEC 1985	
SWE - Sweden	MATTSSON Sofia	11 NOV 1989	WCH 8 th
UKR - Ukraine	MERLENI Irini	8 FEB 1982	
USA - United States of America	CHUN Clarissa	27 AUG 1981	WCH
VEN - Venezuela	CARIPA Mayelis	16 AUG 1980	WCH

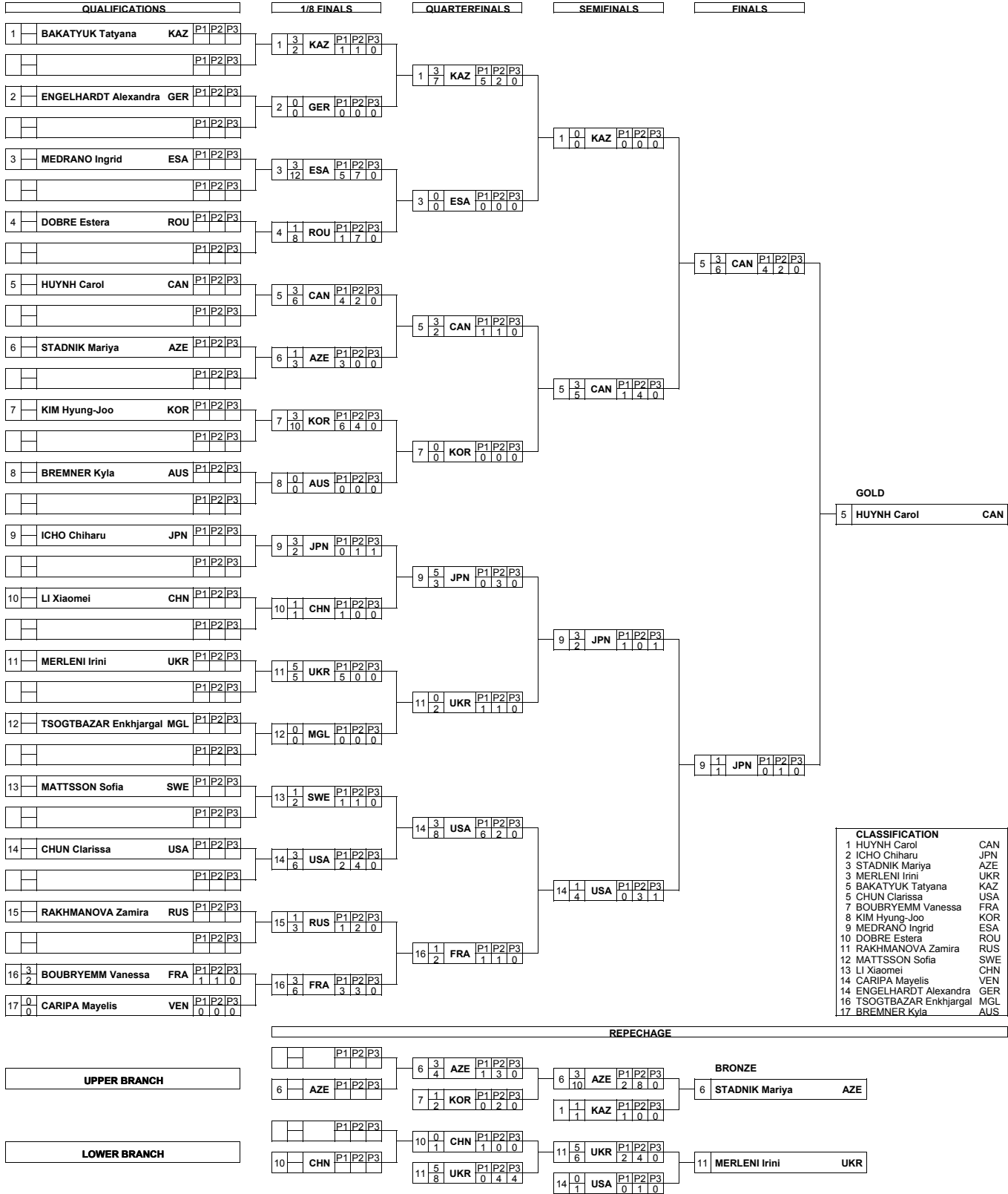
Total: 17 wrestlers

Note:
All changes are available in INFO

Legend:
OQT Olympic Qualification Tournament WCH World Championships



COMPETITION SHEET
 竞赛对阵表 / FEUILLE DE COMPÉTITION





WRESTLING

摔跤 / LUTTE

WOMEN'S FREESTYLE 48 KG

女子自由式 - 48公斤级 / "LUTTE LIBRE, 48 KG - FEMMES"

1/8 FINAL

1/8决赛 / 8E DE FINALE



OFFICIAL COMMUNICATION

官方通告 / COMMUNICATION OFFICIELLE

Item: 2

**Wrestling Women's Freestyle 48kg Bout 3
Change to Bout Result - ESA v ROU**

During the 48kg match #3, the officiating team awarded the match to the wrong wrestler

RED - MEDRANO Ingrid (ESA)

BLUE - DOBRE Estera (ROU)

The correct winner of the bout should be:

RED - MEDRANO Ingrid (ESA).

Issued by: Mario Saletnig
Time: 10:31
Date: 16 AUG 2008

This decision affects:

RESULTS
SCHEDULE
OTHER

Note: Corrected results have been issued



ENTRY LIST BY WEIGHT CATEGORY As of 15 AUG 2008
各級別報名名單 / LISTE DES INSCRIPTIONS PAR CATÉGORIE DE POIDS

NOC	Name	Date of Birth	Qualified
AZE - Azerbaijan Republic	KOMAROVA Yelena	13 JUL 1985	WCH
BLR - Belarus	FILIPAVA Alena	10 OCT 1987	WCH
CAN - Canada	VERBEEK Tonya	14 AUG 1977	CCH 9 th
CHN - People's Republic of China	XU Li	17 DEC 1989	CCH
COL - Colombia	RENTERIA Jackeline	23 FEB 1986	WCH
JPN - Japan	YOSHIDA Saori	5 OCT 1982	WCH
KAZ - Kazakhstan	SMIRNOVA Olga	11 MAY 1979	WCH
MDA - Republic of Moldova	CRISTEA Ludmila	27 MAR 1976	CCH
MGL - Mongolia	NAIDAN Otgonjargal	14 NOV 1979	WCD
ROU - Romania	PAVAL Ana	10 JUL 1983	OQT
RUS - Russian Federation	GOLTS Natalia	22 AUG 1985	WCH
SWE - Sweden	NERELL Ida-Theres	18 APR 1983	WCH 2 nd
TUN - Tunisia	AMRI Marwa	8 JAN 1989	CCH
UKR - Ukraine	SYNYSHYN Nataliya	3 JUL 1985	
USA - United States of America	van DUSEN Marcie	25 JUN 1982	OQT
VEN - Venezuela	ANDRADE Marcia	20 SEP 1982	OQT

Total: 16 wrestlers

Note:
All changes are available in INFO

Legend:
OQT Olympic Qualification Tournament WCD Wild Card WCH World Championships



COMPETITION SHEET
比赛表格 / FEUILLE DE COMPÉTITION

1/8 FINALS				QUARTERFINALS				SEMIFINALS				FINALS				
1	0	NAIDAN Otgonjargal	MGL	P1	P2	P3										
	0			0	0	0										
2	3	VERBEEK Tonya	CAN	P1	P2	P3										
	7			3	4	0										
3	3	CRISTEA Ludmila	MDA	P1	P2	P3										
	6			0	3	3										
4	1	ANDRADE Marcia	VEN	P1	P2	P3										
	7			1	3	3										
5	1	NERELL Ida-Theres	SWE	P1	P2	P3										
	1			1	0	0										
6	3	YOSHIDA Saori	JPN	P1	P2	P3										
	7			3	4	0										
7	0	KOMAROVA Yelena	AZE	P1	P2	P3										
	0			0	0	0										
8	3	GOLTS Natalia	RUS	P1	P2	P3										
	5			4	1	0										
9	3	XU Li	CHN	P1	P2	P3										
	8			5	3	0										
10	0	PAVAL Ana	ROU	P1	P2	P3										
	0			0	0	0										
11	3	SMIRNOVA Olga	KAZ	P1	P2	P3										
	9			2	3	4										
12	1	FILIPAVA Alena	BLR	P1	P2	P3										
	5			3	0	2										
13	1	SYNYSHYN Nataliya	UKR	P1	P2	P3										
	5			4	1	0										
14	3	van DUSEN Marcie	USA	P1	P2	P3										
	8			0	1	7										
15	5	RENERIA Jackeline	COL	P1	P2	P3										
	11			7	4	0										
16	0	AMRI Marwa	TUN	P1	P2	P3										
	4			4	0	0										

REPECHAGE			
5	3	SWE	P1 P2 P3
	2		1 0 1
8	1	RUS	P1 P2 P3
	3		0 3 0
10	3	ROU	P1 P2 P3
	9		5 1 3
11	1	KAZ	P1 P2 P3
	4		3 1 0

UPPER BRANCH			
5	0	SWE	P1 P2 P3
	0		0 0 0
2	3	CAN	P1 P2 P3
	2		1 1 0

LOWER BRANCH			
10	0	ROU	P1 P2 P3
	1		1 0 0
15	5	COL	P1 P2 P3
	3		3 0 0

GOLD			
6	5	JPN	P1 P2 P3
	7		2 5 0

CLASSIFICATION			
1	YOSHIDA Saori	JPN	
2	XU Li	CHN	
3	VERBEEK Tonya	CAN	
3	RENERIA Jackeline	COL	
5	NERELL Ida-Theres	SWE	
5	PAVAL Ana	ROU	
7	SMIRNOVA Olga	KAZ	
8	GOLTS Natalia	RUS	
9	van DUSEN Marcie	USA	
10	CRISTEA Ludmila	MDA	
11	ANDRADE Marcia	VEN	
12	SYNYSHYN Nataliya	UKR	
13	FILIPAVA Alena	BLR	
14	AMRI Marwa	TUN	
15	KOMAROVA Yelena	AZE	
16	NAIDAN Otgonjargal	MGL	



ENTRY LIST BY WEIGHT CATEGORY As of 16 AUG 2008

各级别报名名单 / LISTE DES INSCRIPTIONS PAR CATÉGORIE DE POIDS

NOC	Name	Date of Birth	Qualified
AZE - Azerbaijan Republic	ZAMULA Olesya	17 FEB 1984	WCH
BLR - Belarus	KHILKO Volha	24 MAR 1979	OQT
BUL - Bulgaria	VASEVA Elina	21 AUG 1986	OQT
CAN - Canada	DUGRENIER Martine	12 JUN 1979	CCH
CHN - People's Republic of China	XU Haiyan	24 NOV 1984	WCH
EGY - Egypt	FARAC Haiat	18 FEB 1987	CCH
ESP - Spain	MENDEZ Teresa	29 OCT 1982	OQT
FRA - France	GOLLIOT-LEGRAND Lise	4 SEP 1976	WCH 5 th
GUM - Guam	DUNN Maria	6 MAR 1986	CCH
HUN - Hungary	SASTIN Marianna	10 JUL 1983	OQT
JPN - Japan	ICHO Kaori	13 JUN 1984	WCH
KAZ - Kazakhstan	SHALYGINA Yelena	15 DEC 1986	WCH
MGL - Mongolia	BADRAKH Odonchimeg	12 OCT 1981	CCH
POL - Poland	MICHALIK Monika	2 MAY 1980	WCH
RUS - Russian Federation	KARTASHOVA Alena	23 JAN 1982	CCH
UKR - Ukraine	OSTAPCHUK Yuliy	26 SEP 1989	WCH
USA - United States of America	MILLER Randi	3 NOV 1983	WCH

Total: 17 wrestlers

Note:
 All changes are available in INFO

Legend:
 OQT Olympic Qualification Tournament WCH World Championships



COMPETITION SHEET
比赛表格 / FEUILLE DE COMPÉTITION

QUALIFICATIONS			1/8 FINALS			QUARTERFINALS			SEMIFINALS			FINALS				
1	DUNN Maria	GUM	P1 P2 P3	1	0	GUM	P1 P2 P3	2	1	BUL	P1 P2 P3	4	3	RUS	P1 P2 P3	GOLD 13 ICHO Kaori JPN
			P1 P2 P3		0		P1 P2 P3		1		P1 P2 P3		9		P1 P2 P3	
2	VASEVA Elina	BUL	P1 P2 P3	2	5	BUL	P1 P2 P3	4	3	RUS	P1 P2 P3	8	1	FRA	P1 P2 P3	
			P1 P2 P3		12		P1 P2 P3		8		P1 P2 P3		3		P1 P2 P3	
3	SHALYGINA Yelena	KAZ	P1 P2 P3	3	0	KAZ	P1 P2 P3	6	1	POL	P1 P2 P3	10	1	CAN	P1 P2 P3	
			P1 P2 P3		0		P1 P2 P3		4		P1 P2 P3		2		P1 P2 P3	
4	KARTASHOVA Alena	RUS	P1 P2 P3	4	3	RUS	P1 P2 P3	8	3	FRA	P1 P2 P3	10	1	CAN	P1 P2 P3	
			P1 P2 P3		4		P1 P2 P3		4		P1 P2 P3		2		P1 P2 P3	
5	KHILKO Volha	BLR	P1 P2 P3	5	0	BLR	P1 P2 P3	11	3	CHN	P1 P2 P3	13	3	JPN	P1 P2 P3	
			P1 P2 P3		4		P1 P2 P3		9		P1 P2 P3		3		P1 P2 P3	
6	MICHALIK Monika	POL	P1 P2 P3	6	5	POL	P1 P2 P3	11	1	CHN	P1 P2 P3	13	3	JPN	P1 P2 P3	
			P1 P2 P3		4		P1 P2 P3		4		P1 P2 P3		3		P1 P2 P3	
7	MENDEZ Teresa	ESP	P1 P2 P3	7	0	ESP	P1 P2 P3	12	1	MGL	P1 P2 P3	15	1	UKR	P1 P2 P3	
			P1 P2 P3		0		P1 P2 P3		3		P1 P2 P3		2		P1 P2 P3	
8	GOLLIOT-LEGRAND Lise	FRA	P1 P2 P3	8	3	FRA	P1 P2 P3	12	1	MGL	P1 P2 P3	15	1	UKR	P1 P2 P3	
			P1 P2 P3		3		P1 P2 P3		3		P1 P2 P3		2		P1 P2 P3	
9	SASTIN Marianna	HUN	P1 P2 P3	9	0	HUN	P1 P2 P3	13	5	JPN	P1 P2 P3	16	0	USA	P1 P2 P3	
			P1 P2 P3		0		P1 P2 P3		9		P1 P2 P3		0		P1 P2 P3	
10	DUGRENIER Martine	CAN	P1 P2 P3	10	5	CAN	P1 P2 P3	13	5	JPN	P1 P2 P3	16	3	USA	P1 P2 P3	
			P1 P2 P3		8		P1 P2 P3		9		P1 P2 P3		5		P1 P2 P3	
11	XU Haiyan	CHN	P1 P2 P3	11	3	CHN	P1 P2 P3	13	5	JPN	P1 P2 P3	16	3	USA	P1 P2 P3	
			P1 P2 P3		9		P1 P2 P3		9		P1 P2 P3		5		P1 P2 P3	
12	BADRAKH Odonchimeg	MGL	P1 P2 P3	12	1	MGL	P1 P2 P3	13	5	JPN	P1 P2 P3	16	3	USA	P1 P2 P3	
			P1 P2 P3		3		P1 P2 P3		9		P1 P2 P3		5		P1 P2 P3	
13	ICHO Kaori	JPN	P1 P2 P3	13	5	JPN	P1 P2 P3	13	5	JPN	P1 P2 P3	16	3	USA	P1 P2 P3	
			P1 P2 P3		9		P1 P2 P3		9		P1 P2 P3		5		P1 P2 P3	
14	ZAMULA Olesya	AZE	P1 P2 P3	14	0	AZE	P1 P2 P3	16	0	USA	P1 P2 P3	16	3	USA	P1 P2 P3	
			P1 P2 P3		0		P1 P2 P3		0		P1 P2 P3		5		P1 P2 P3	
15	OSTAPCHUK Yuliya	UKR	P1 P2 P3	15	1	UKR	P1 P2 P3	16	3	USA	P1 P2 P3	16	3	USA	P1 P2 P3	
			P1 P2 P3		2		P1 P2 P3		5		P1 P2 P3		5		P1 P2 P3	
16	MILLER Randi	USA	P1 P2 P3	16	3	USA	P1 P2 P3	16	3	USA	P1 P2 P3	16	3	USA	P1 P2 P3	
			P1 P2 P3		5		P1 P2 P3		5		P1 P2 P3		5		P1 P2 P3	
17	FARAC Haiat	EGY	P1 P2 P3	17	0	FARAC Haiat	P1 P2 P3	16	3	USA	P1 P2 P3	16	3	USA	P1 P2 P3	
			P1 P2 P3		0		P1 P2 P3		5		P1 P2 P3		5		P1 P2 P3	

REPECHAGE		
3	KAZ	P1 P2 P3
2	BUL	P1 P2 P3
14	AZE	P1 P2 P3
16	USA	P1 P2 P3
10	CAN	P1 P2 P3

UPPER BRANCH		
3	KAZ	P1 P2 P3
8	FRA	P1 P2 P3

LOWER BRANCH		
16	USA	P1 P2 P3
10	CAN	P1 P2 P3

BRONZE		
3	SHALYGINA Yelena	KAZ
16	MILLER Randi	USA

CLASSIFICATION		
1	ICHO Kaori	JPN
2	KARTASHOVA Alena	RUS
3	SHALYGINA Yelena	KAZ
3	MILLER Randi	USA
5	GOLLIOT-LEGRAND Lise	FRA
5	DUGRENIER Martine	CAN
7	VASEVA Elina	BUL
8	MICHALIK Monika	POL
9	XU Haiyan	CHN
10	BADRAKH Odonchimeg	MGL
11	OSTAPCHUK Yuliya	UKR
12	KHILKO Volha	BLR
13	FARAC Haiat	EGY
13	MENDEZ Teresa	ESP
15	SASTIN Marianna	HUN
16	ZAMULA Olesya	AZE
17	DUNN Maria	GUM



ENTRY LIST BY WEIGHT CATEGORY As of 16 AUG 2008
各级别报名名单 / LISTE DES INSCRIPTIONS PAR CATÉGORIE DE POIDS

NOC	Name	Date of Birth	Qualified
BRA - Brazil	CONCEICAO Rosangela	7 AUG 1973	OQT 10 th
BUL - Bulgaria	ZLATEVA Stanka	1 MAR 1983	WCH
CAN - Canada	AKUFFO Ohenewa	15 FEB 1979	CCH 22 th
CHN - People's Republic of China	WANG Jiao	4 JAN 1988	WCH
CMR - Cameroon	ALI ANNABEL Laure	4 MAR 1985	CCH
ESP - Spain	UNDA Maider	2 JUL 1977	WCH
FRA - France	PRIETO Audrey	13 JUN 1980	OQT
GER - Germany	SCHATZLE Anita	22 SEP 1981	CCH
JPN - Japan	HAMAGUCHI Kyoko	11 JAN 1978	WCH
KAZ - Kazakhstan	ZHANIBEKOVA Olga	15 JUL 1986	WCH
NGR - Nigeria	OBIAJUNWA Amarachi Favour	10 OCT 1989	OQT
POL - Poland	WIESZCZEK Agnieszka	22 MAR 1983	OQT
RUS - Russian Federation	PEREPELKINA Elena	24 JAN 1982	
SWE - Sweden	FRANSSON Jenny	18 JUL 1987	WCH 7 th
UKR - Ukraine	VASHCHUK Oksana	11 FEB 1989	WCH
USA - United States of America	BERNARD Ali	11 APR 1986	WCH

Total: 16 wrestlers

Note:
All changes are available in INFO

Legend:
OQT Olympic Qualification Tournament WCH World Championships



COMPETITION SHEET
比赛表格 / FEUILLE DE COMPÉTITION

1/8 FINALS				QUARTERFINALS				SEMIFINALS				FINALS												
1	1	ZHANIBEKOVA Olga	KAZ	P1	P2	P3	2	0	BRA	P1	P2	P3	4	0	JPN	P1	P2	P3	8	5	CHN	P1	P2	P3
	1			1	0	0		0		0	0	0		2		2	0	0		8		8	0	0
2	3	CONCEICAO Rosangela	BRA	P1	P2	P3	4	5	JPN	P1	P2	P3	8	5	CHN	P1	P2	P3						
	7			0	3	4		4		1	3	0		8		5	3	0						
3	1	PEREPELKINA Elena	RUS	P1	P2	P3	5	1	USA	P1	P2	P3	10	3	BUL	P1	P2	P3						
	1			0	1	0		4		1	3	0		10		2	6	4						
4	3	HAMAGUCHI Kyoko	JPN	P1	P2	P3	8	3	CHN	P1	P2	P3	12	1	ESP	P1	P2	P3						
	2			1	0	1		10		3	7	0		12		3	0	1						
5	5	BERNARD Ali	USA	P1	P2	P3	10	3	BUL	P1	P2	P3	13	3	POL	P1	P2	P3						
	3			3	0	0	8	5	CHN	P1	P2	P3		13		1	0	4						
6	0	OBIAJUNWA Amarachi	NGR	P1	P2	P3	10	3	BUL	P1	P2	P3	13	0	POL	P1	P2	P3						
	0			0	0	0	8	8		5	3	0		13		0	0	0						
7	1	FRANSSON Jenny	SWE	P1	P2	P3	12	1	ESP	P1	P2	P3	15	1	GER	P1	P2	P3						
	3			3	0	0	12	4		3	0	1	15	4		1	2	1						
8	3	WANG Jiao	CHN	P1	P2	P3	13	3	POL	P1	P2	P3	15	0	GER	P1	P2	P3						
	10			4	6	0	13	5		1	0	4	15	0		0	0	0						
9	0	AKUFFO Ohenewa	CAN	P1	P2	P3	15	1	GER	P1	P2	P3												
	0			0	0	0	15	4		1	2	1												
10	5	ZLATEVA Stanka	BUL	P1	P2	P3																		
	7			2	5	0																		
11	1	VASHCHUK Oksana	UKR	P1	P2	P3																		
	1			0	1	0																		
12	3	UNDA Maider	ESP	P1	P2	P3																		
	4			1	3	0																		
13	3	WIESZCZEK Agnieszka	POL	P1	P2	P3																		
	7			1	6	0																		
14	0	ALI ANNABEL Laure	CMR	P1	P2	P3																		
	0			0	0	0																		
15	5	SCHATZLE Anita	GER	P1	P2	P3																		
	6			2	4	0																		
16	0	PRIETO Audrey	FRA	P1	P2	P3																		
	4			4	0	0																		

GOLD

8	WANG Jiao	CHN
---	-----------	-----

CLASSIFICATION

1	WANG Jiao	CHN
2	ZLATEVA Stanka	BUL
3	HAMAGUCHI Kyoko	JPN
3	WIESZCZEK Agnieszka	POL
5	BERNARD Ali	USA
5	UNDA Maider	ESP
7	SCHATZLE Anita	GER
8	CONCEICAO Rosangela	BRA
9	FRANSSON Jenny	SWE
10	AKUFFO Ohenewa	CAN
11	PEREPELKINA Elena	RUS
12	VASHCHUK Oksana	UKR
13	ZHANIBEKOVA Olga	KAZ
14	PRIETO Audrey	FRA
15	OBIAJUNWA Amarachi	NGR
16	ALI ANNABEL Laure	CMR

REPECHAGE

UPPER BRANCH		LOWER BRANCH												
7	1	SWE	P1	P2	P3	5	1	USA	P1	P2	P3	4	HAMAGUCHI Kyoko	JPN
	1		1	0	0		1		0	1	0			
5	3	USA	P1	P2	P3	4	3	JPN	P1	P2	P3			
	6		3	3	0		6		3	3	0			
9	1	CAN	P1	P2	P3	12	1	ESP	P1	P2	P3	13	WIESZCZEK Agnieszka	POL
	3		2	1	0		1		1	0	0			
12	3	ESP	P1	P2	P3	13	3	POL	P1	P2	P3			
	7		5	1	1		3		2	1	0			



SESSION RESULTS

比赛单元成绩 / RÉSULTATS DE SESSION

SESSION 1 - MAT A

Order	Bout No	Style/ Weight Category	Phase	Colour	Draw No	Name	NOC Code	Tech. Pts	Clas. Pts	Res. Code	Officials
1	1	FW48kg	1/16 Finals	RED	16	BOUBRYEMM V	FRA	2	3	PO	R 16 J 13 M 1
				BLUE	17	CARIPA M	VEN	0	0		
2	2	FW48kg	1/8 Finals	RED	1	BAKATYUK T	KAZ	2	3	PO	R 10 J 19 M 4
				BLUE	2	ENGELHARDT A	GER	0	0		
3	3	FW48kg	1/8 Finals	RED	3	MEDRANO I	ESA	12	3	PP	R 22 J 25 M 7
				BLUE	4	DOBRE E	ROU	8	1		
4	4	FW55kg	1/8 Finals	RED	1	NAIDAN O	MGL	0	0	PO	R 28 J 31 M 1
				BLUE	2	VERBEEK T	CAN	7	3		
5	5	FW55kg	1/8 Finals	RED	3	CRISTEA L	MDA	6	3	PP	R 34 J 37 M 4
				BLUE	4	ANDRADE M	VEN	7	1		
6	6	FW55kg	1/8 Finals	RED	5	NERELL IT	SWE	1	1	PP	R 40 J 43 M 7
				BLUE	6	YOSHIDA S	JPN	7	3		
7	7	FW48kg	Quarterfinals	RED	1	BAKATYUK T	KAZ	7	3	PO	R 46 J 49 M 1
				BLUE	3	MEDRANO I	ESA	0	0		
8	8	FW55kg	Quarterfinals	RED	2	VERBEEK T	CAN	6	3	PP	R 52 J 10 M 4
				BLUE	3	CRISTEA L	MDA	1	1		
9	9	FW55kg	Quarterfinals	RED	6	YOSHIDA S	JPN	6	3	PP	R 13 J 28 M 1
				BLUE	8	GOLTS N	RUS	1	1		

Legend:

Clas.Pts Classification Points

J Judge

No Number

PP Decision by Points - the loser with technical points

Res Results

FW Women's Freestyle

M Mat chairman

PO Decision by Points - the loser without technical point

R Referee

Tech.Pts Technical Points



SESSION RESULTS

比赛单元成绩 / RÉSULTATS DE SESSION

SESSION 1 - MAT B

Order	Bout No	Style/ Weight Category	Phase	Colour	Draw No	Name	NOC Code	Tech. Pts	Clas. Pts	Res. Code	Officials
1	10	FW48kg	1/8 Finals	RED	5	HUYNH C	CAN	6	3	PP	R 17 J 14 M 5
				BLUE	6	STADNIK M	AZE	3	1		
2	11	FW48kg	1/8 Finals	RED	7	KIM HJ	KOR	10	3	PO	R 11 J 20 M 8
				BLUE	8	BREMNER K	AUS	0	0		
3	12	FW48kg	1/8 Finals	RED	9	ICHO C	JPN	2	3	PP	R 29 J 26 M 2
				BLUE	10	LI X	CHN	1	1		
4	13	FW55kg	1/8 Finals	RED	7	KOMAROVA Y	AZE	0	0	PO	R 23 J 32 M 5
				BLUE	8	GOLTS N	RUS	5	3		
5	14	FW55kg	1/8 Finals	RED	9	XU L	CHN	8	3	PO	R 47 J 38 M 8
				BLUE	10	PAVAL A	ROU	0	0		
6	15	FW55kg	1/8 Finals	RED	11	SMIRNOVA O	KAZ	9	3	PP	R 35 J 44 M 2
				BLUE	12	FILIPAVA A	BLR	5	1		
7	16	FW48kg	Quarterfinals	RED	5	HUYNH C	CAN	2	3	PO	R 50 J 53 M 5
				BLUE	7	KIM HJ	KOR	0	0		
8	17	FW55kg	Quarterfinals	RED	9	XU L	CHN	4	3	PP	R 14 J 11 M 8
				BLUE	11	SMIRNOVA O	KAZ	2	1		
9	18	FW48kg	Semifinals	RED	1	BAKATYUK T	KAZ	0	0	PO	R 32 J 47 M 5
				BLUE	5	HUYNH C	CAN	5	3		
10	19	FW48kg	Semifinals	RED	9	ICHO C	JPN	2	3	PP	R 53 J 23 M 8
				BLUE	14	CHUN C	USA	4	1		

Legend:

Clas.Pts Classification Points
J Judge
No Number
PP Decision by Points - the loser with technical points
Res Results

FW Women's Freestyle
M Mat chairman
PO Decision by Points - the loser without technical point
R Referee
Tech.Pts Technical Points



SESSION RESULTS

比赛单元成绩 / RÉSULTATS DE SESSION

SESSION 1 - MAT C

Order	Bout No	Style/ Weight Category	Phase	Colour	Draw No	Name	NOC Code	Tech. Pts	Clas. Pts	Res. Code	Officials
1	20	FW48kg	1/8 Finals	RED	11	MERLENI I	UKR	5	5	VT	R 18 J 15 M 3
				BLUE	12	TSOGTBAZAR E	MGL	0	0		
2	21	FW48kg	1/8 Finals	RED	13	MATTSSON S	SWE	2	1	PP	R 12 J 21 M 6
				BLUE	14	CHUN C	USA	6	3		
3	22	FW48kg	1/8 Finals	RED	15	RAKHMANOVA Z	RUS	3	1	PP	R 17 J 50 M 2
				BLUE	16	BOUBRYEMM V	FRA	6	3		
4	23	FW55kg	1/8 Finals	RED	13	SYNYSHYN N	UKR	5	1	PP	R 36 J 39 M 9
				BLUE	14	van DUSEN M	USA	8	3		
5	24	FW55kg	1/8 Finals	RED	15	RENERIA J	COL	11	5	VT	R 42 J 45 M 6
				BLUE	16	AMRI M	TUN	4	0		
6	25	FW48kg	Quarterfinals	RED	9	ICHO C	JPN	3	5	VT	R 24 J 27 M 9
				BLUE	11	MERLENI I	UKR	2	0		
7	26	FW48kg	Quarterfinals	RED	14	CHUN C	USA	8	3	PP	R 33 J 51 M 3
				BLUE	16	BOUBRYEMM V	FRA	2	1		
8	27	FW55kg	Quarterfinals	RED	14	van DUSEN M	USA	5	1	PP	R 21 J 54 M 6
				BLUE	15	RENERIA J	COL	12	3		
9	28	FW55kg	Semifinals	RED	2	VERBEEK T	CAN	0	0	PO	R 39 J 45 M 3
				BLUE	6	YOSHIDA S	JPN	8	3		
10	29	FW55kg	Semifinals	RED	9	XU L	CHN	9	5	VT	R 33 J 12 M 9
				BLUE	15	RENERIA J	COL	5	0		

Legend:

Clas.Pts Classification Points
J Judge
No Number
PP Decision by Points - the loser with technical points
Res Results
VT Victory by Fall

FW Women's Freestyle
M Mat chairman
PO Decision by Points - the loser without technical point
R Referee
Tech.Pts Technical Points



SESSION RESULTS

比赛单元成绩 / RÉSULTATS DE SESSION

SESSION 2 - MAT A

Order	Bout No	Style/ Weight Category	Phase	Colour	Draw No	Name	NOC Code	Tech. Pts	Clas. Pts	Res. Code	Officials
1	30	FW48kg	Repechage Round 2	RED	6	STADNIK M	AZE	4	3	PP	R 16 J 40 M 1
				BLUE	7	KIM HJ	KOR	2	1		
2	31	FW48kg	Repechage Round 2	RED	10	LI X	CHN	1	0	VT	R 46 J 19 M 55
				BLUE	11	MERLENI I	UKR	8	5		

Legend:

Clas.Pts Classification Points
J Judge
No Number
R Referee
Tech.Pts Technical Points

FW Women's Freestyle
M Mat chairman
PP Decision by Points - the loser with technical points
Res Results
VT Victory by Fall



SESSION RESULTS

比赛单元成绩 / RÉSULTATS DE SESSION

SESSION 2 - MAT B

Order	Bout No	Style/ Weight Category	Phase	Colour	Draw No	Name	NOC Code	Tech. Pts	Clas. Pts	Res. Code	Officials
1	32	FW55kg	Repechage Round 1	RED	5	NERELL IT	SWE	2	3	PP	R 17 J 50 M 2
				BLUE	8	GOLTS N	RUS	3	1		
2	33	FW55kg	Repechage Round 1	RED	10	PAVAL A	ROU	9	3	PP	R 51 J 48 M 6
				BLUE	11	SMIRNOVA O	KAZ	4	1		
3	34	FW48kg	Bronze Medals	RED	6	STADNIK M	AZE	10	3	PP	R 26 J 35 M 5
				BLUE	1	BAKATYUK T	KAZ	1	1		
4	35	FW48kg	Bronze Medals	RED	11	MERLENI I	UKR	6	5	VT	R 18 J 42 M 3
				BLUE	14	CHUN C	USA	1	0		
5	36	FW48kg	Finals	RED	5	HUYNH C	CAN	6	3	PP	R 9 J 29 M 4
				BLUE	9	ICHO C	JPN	1	1		
6	37	FW55kg	Bronze Medals	RED	5	NERELL IT	SWE	0	0	PO	R 44 J 41 M 8
				BLUE	2	VERBEEK T	CAN	2	3		
7	38	FW55kg	Bronze Medals	RED	10	PAVAL A	ROU	1	0	VT	R 37 J 34 M 1
				BLUE	15	RENTERIA J	COL	3	5		
8	39	FW55kg	Finals	RED	6	YOSHIDA S	JPN	7	5	VT	R 23 J 52 M 2
				BLUE	9	XU L	CHN	0	0		

Legend:

Clas.Pts Classification Points
J Judge
No Number
PP Decision by Points - the loser with technical points
Res Results
VT Victory by Fall

FW Women's Freestyle
M Mat chairman
PO Decision by Points - the loser without technical point
R Referee
Tech.Pts Technical Points



SESSION RESULTS

比赛单元成绩 / RÉSULTATS DE SESSION

SESSION 3 - MAT A

Order	Bout No	Style/ Weight Category	Phase	Colour	Draw No	Name	NOC Code	Tech. Pts	Clas. Pts	Res. Code	Officials
1	40	FW63kg	1/16 Finals	RED	16	MILLER R	USA	3	5	VT	R 10 J 13 M 1
				BLUE	17	FARAC H	EGY	0	0		
2	41	FW63kg	1/8 Finals	RED	1	DUNN M	GUM	0	0	VT	R 16 J 19 M 55
				BLUE	2	VASEVA E	BUL	12	5		
3	42	FW63kg	1/8 Finals	RED	3	SHALYGINA Y	KAZ	0	0	PO	R 22 J 25 M 1
				BLUE	4	KARTASHOVA A	RUS	4	3		
4	43	FW72kg	1/8 Finals	RED	1	ZHANIBEKOVA O	KAZ	1	1	PP	R 28 J 21 M 4
				BLUE	2	CONCEICAO R	BRA	7	3		
5	44	FW72kg	1/8 Finals	RED	3	PEREPELKINA E	RUS	1	1	PP	R 40 J 37 M 55
				BLUE	4	HAMAGUCHI K	JPN	2	3		
6	45	FW72kg	1/8 Finals	RED	5	BERNARD A	USA	3	5	VT	R 43 J 46 M 4
				BLUE	6	OBIAJUNWA A	NGR	0	0		
7	46	FW63kg	Quarterfinals	RED	2	VASEVA E	BUL	1	1	PP	R 13 J 49 M 1
				BLUE	4	KARTASHOVA A	RUS	8	3		
8	47	FW72kg	Quarterfinals	RED	2	CONCEICAO R	BRA	0	0	VT	R 52 J 31 M 55
				BLUE	4	HAMAGUCHI K	JPN	4	5		
9	48	FW72kg	Quarterfinals	RED	5	BERNARD A	USA	4	1	PP	R 25 J 37 M 4
				BLUE	8	WANG J	CHN	10	3		

Legend:

Clas.Pts Classification Points
J Judge
No Number
PP Decision by Points - the loser with technical points
Res Results
VT Victory by Fall

FW Women's Freestyle
M Mat chairman
PO Decision by Points - the loser without technical point
R Referee
Tech.Pts Technical Points



SESSION RESULTS

比赛单元成绩 / RÉSULTATS DE SESSION

SESSION 3 - MAT B

Order	Bout No	Style/ Weight Category	Phase	Colour	Draw No	Name	NOC Code	Tech. Pts	Clas. Pts	Res. Code	Officials
1	49	FW63kg	1/8 Finals	RED	5	KHILKO V	BLR	4	0	VT	R 11 J 14 M 2
				BLUE	6	MICHALIK M	POL	4	5		
2	50	FW63kg	1/8 Finals	RED	7	MENDEZ T	ESP	0	0	PO	R 17 J 20 M 5
				BLUE	8	GOLLIOT-LEGRAND L	FRA	3	3		
3	51	FW63kg	1/8 Finals	RED	9	SASTIN M	HUN	0	0	VT	R 23 J 26 M 8
				BLUE	10	DUGRENIER M	CAN	8	5		
4	52	FW72kg	1/8 Finals	RED	7	FRANSSON J	SWE	3	1	PP	R 29 J 22 M 2
				BLUE	8	WANG J	CHN	10	3		
5	53	FW72kg	1/8 Finals	RED	9	AKUFFO O	CAN	0	0	VT	R 35 J 38 M 5
				BLUE	10	ZLATEVA S	BUL	7	5		
6	54	FW72kg	1/8 Finals	RED	11	VASHCHUK O	UKR	1	1	PP	R 41 J 44 M 8
				BLUE	12	UNDA M	ESP	4	3		
7	55	FW63kg	Quarterfinals	RED	6	MICHALIK M	POL	4	1	PP	R 14 J 26 M 2
				BLUE	8	GOLLIOT-LEGRAND L	FRA	4	3		
8	56	FW72kg	Quarterfinals	RED	10	ZLATEVA S	BUL	12	3	PP	R 20 J 32 M 5
				BLUE	12	UNDA M	ESP	4	1		
9	57	FW63kg	Semifinals	RED	4	KARTASHOVA A	RUS	9	3	PP	R 53 J 47 M 8
				BLUE	8	GOLLIOT-LEGRAND L	FRA	3	1		
10	58	FW63kg	Semifinals	RED	10	DUGRENIER M	CAN	2	1	PP	R 44 J 14 M 5
				BLUE	13	ICHO K	JPN	2	3		

Legend:

Clas.Pts Classification Points
J Judge
No Number
PP Decision by Points - the loser with technical points
Res Results
VT Victory by Fall

FW Women's Freestyle
M Mat chairman
PO Decision by Points - the loser without technical point
R Referee
Tech.Pts Technical Points



SESSION RESULTS

比赛单元成绩 / RÉSULTATS DE SESSION

SESSION 3 - MAT C

Order	Bout No	Style/ Weight Category	Phase	Colour	Draw No	Name	NOC Code	Tech. Pts	Clas. Pts	Res. Code	Officials
1	59	FW63kg	1/8 Finals	RED	11	XU H	CHN	9	3	PP	R 12 J 15 M 3
				BLUE	12	BADRAKH O	MGL	3	1		
2	60	FW63kg	1/8 Finals	RED	13	ICHO K	JPN	5	5	VT	R 18 J 21 M 6
				BLUE	14	ZAMULA O	AZE	0	0		
3	61	FW63kg	1/8 Finals	RED	15	OSTAPCHUK Y	UKR	2	1	PP	R 15 J 42 M 3
				BLUE	16	MILLER R	USA	5	3		
4	62	FW72kg	1/8 Finals	RED	13	WIESZCZEK A	POL	7	3	PO	R 24 J 27 M 9
				BLUE	14	ALI ANNABEL L	CMR	0	0		
5	63	FW72kg	1/8 Finals	RED	15	SCHATZLE A	GER	6	5	VT	R 30 J 33 M 3
				BLUE	16	PRIETO A	FRA	4	0		
6	64	FW63kg	Quarterfinals	RED	10	DUGRENIER M	CAN	4	3	PP	R 39 J 45 M 6
				BLUE	11	XU H	CHN	4	1		
7	65	FW63kg	Quarterfinals	RED	13	ICHO K	JPN	9	5	VT	R 27 J 36 M 9
				BLUE	16	MILLER R	USA	0	0		
8	66	FW72kg	Quarterfinals	RED	13	WIESZCZEK A	POL	5	3	PP	R 21 J 33 M 3
				BLUE	15	SCHATZLE A	GER	4	1		
9	67	FW72kg	Semifinals	RED	4	HAMAGUCHI K	JPN	2	0	VT	R 33 J 54 M 6
				BLUE	8	WANG J	CHN	8	5		
10	68	FW72kg	Semifinals	RED	10	ZLATEVA S	BUL	8	3	PO	R 48 J 51 M 3
				BLUE	13	WIESZCZEK A	POL	0	0		

Legend:

Clas.Pts Classification Points
J Judge
No Number
PP Decision by Points - the loser with technical points
Res Results
VT Victory by Fall

FW Women's Freestyle
M Mat chairman
PO Decision by Points - the loser without technical point
R Referee
Tech.Pts Technical Points



SESSION RESULTS

比赛单元成绩 / RÉSULTATS DE SESSION

SESSION 4 - MAT A

Order	Bout No	Style/ Weight Category	Phase	Colour	Draw No	Name	NOC Code	Tech. Pts	Clas. Pts	Res. Code	Officials
1	69	FW63kg	Repechage Round 2	RED	3	SHALYGINA Y	KAZ	10	3	PO	R 7 J 13 M 1
				BLUE	2	VASEVA E	BUL	0	0		
2	70	FW63kg	Repechage Round 2	RED	14	ZAMULA O	AZE	0	0	VT	R 38 J 47 M 8
				BLUE	16	MILLER R	USA	5	5		

Legend:

Clas.Pts Classification Points
J Judge
No Number
R Referee
Tech.Pts Technical Points

FW Women's Freestyle
M Mat chairman
PO Decision by Points - the loser without technical point
Res Results
VT Victory by Fall



SESSION RESULTS

比赛单元成绩 / RÉSULTATS DE SESSION

SESSION 4 - MAT B

Order	Bout No	Style/ Weight Category	Phase	Colour	Draw No	Name	NOC Code	Tech. Pts	Clas. Pts	Res. Code	Officials
1	71	FW72kg	Repechage Round 1	RED	7	FRANSSON J	SWE	1	1	PP	R 54 J 12 M 3
				BLUE	5	BERNARD A	USA	6	3		
2	72	FW72kg	Repechage Round 1	RED	9	AKUFFO O	CAN	3	1	PP	R 16 J 34 M 55
				BLUE	12	UNDA M	ESP	7	3		
3	73	FW63kg	Bronze Medals	RED	3	SHALYGINA Y	KAZ	8	3	PP	R 32 J 41 M 2
				BLUE	8	GOLLIOT-LEGRAND L	FRA	2	1		
4	74	FW63kg	Bronze Medals	RED	16	MILLER R	USA	3	3	PP	R 12 J 51 M 9
				BLUE	10	DUGRENIER M	CAN	3	1		
5	75	FW63kg	Finals	RED	4	KARTASHOVA A	RUS	0	0	PO	R 23 J 29 M 1
				BLUE	13	ICHO K	JPN	3	3		
6	76	FW72kg	Bronze Medals	RED	5	BERNARD A	USA	1	1	PP	R 28 J 40 M 4
				BLUE	4	HAMAGUCHI K	JPN	6	3		
7	77	FW72kg	Bronze Medals	RED	12	UNDA M	ESP	1	1	PP	R 47 J 17 M 5
				BLUE	13	WIESZCZEK A	POL	3	3		
8	78	FW72kg	Finals	RED	8	WANG J	CHN	8	5	VT	R 53 J 43 M 2
				BLUE	10	ZLATEVA S	BUL	3	0		

Legend:

Clas.Pts Classification Points
J Judge
No Number
PP Decision by Points - the loser with technical points
Res Results
VT Victory by Fall

FW Women's Freestyle
M Mat chairman
PO Decision by Points - the loser without technical point
R Referee
Tech.Pts Technical Points



TOURNAMENT STATISTICS

比赛技术统计 / STATISTIQUES DU TOURNOI

16 AUG - 17 AUG 2008

Weight Category	VT	VA	VB	VF	EV	EX	ST	SP	PP	PO	E2
48kg	4 20.0%	0 0.0%	0 0.0%	0 0.0%	0 0.0%	0 0.0%	0 0.0%	0 0.0%	10 50.0%	6 30.0%	0 0.0%
55kg	4 21.1%	0 0.0%	0 0.0%	0 0.0%	0 0.0%	0 0.0%	0 0.0%	0 0.0%	10 52.6%	5 26.3%	0 0.0%
63kg	7 35.0%	0 0.0%	0 0.0%	0 0.0%	0 0.0%	0 0.0%	0 0.0%	0 0.0%	9 45.0%	4 20.0%	0 0.0%
72kg	6 31.6%	0 0.0%	0 0.0%	0 0.0%	0 0.0%	0 0.0%	0 0.0%	0 0.0%	11 57.9%	2 10.5%	0 0.0%
TOTAL	21 26.9%	0 0.0%	0 0.0%	0 0.0%	0 0.0%	0 0.0%	0 0.0%	0 0.0%	40 51.3%	17 21.8%	0 0.0%

Legend:

E2 Both wrestlers have been disqualified due to infringement of the rules
EX 3 Cautions '0' due to error against the rules
PP Decision by Points - the loser with technical points
ST Great Superiority - a difference of 6 points - the loser without points
VB Victory by Injury
VT Victory by Fall

EV Disqualification from the whole competition due to infringement of the rules
PO Decision by Points - the loser without technical point
SP Victory by Technical Superiority with the loser scoring technical points
VA Victory by Withdrawal
VF Victory by Forfeit



FINAL CLASSIFICATION BY WEIGHT CATEGORY As of 17 AUG 2008
各级别最后排名 / CLASSIFICATION FINALE PAR CATÉGORIE DE POIDS

Rank	Name	NOC Code	Rank	Name	NOC Code
48kg			63kg		
Gold	HUYNH Carol	CAN	Gold	ICHO Kaori	JPN
Silver	ICHO Chiharu	JPN	Silver	KARTASHOVA Alena	RUS
Bronze	MERLENI Irini	UKR	Bronze	MILLER Randi	USA
Bronze	STADNIK Mariya	AZE	Bronze	SHALYGINA Yelena	KAZ
5	BAKATYUK Tatyana	KAZ	5	DUGRENIER Martine	CAN
5	CHUN Clarissa	USA	5	GOLLIOT-LEGRAND Lise	FRA
7	BOUBRYEMM Vanessa	FRA	7	VASEVA Elina	BUL
8	KIM Hyung-Joo	KOR	8	MICHALIK Monika	POL
9	MEDRANO Ingrid	ESA	9	XU Haiyan	CHN
10	DOBRE Estera	ROU	10	BADRAKH Odonchimeg	MGL
11	RAKHMANOVA Zamira	RUS	11	OSTAPCHUK Yuliya	UKR
12	MATTSSON Sofia	SWE	12	KHILKO Volha	BLR
13	LI Xiaomei	CHN	13	FARAC Haiat	EGY
14	CARIPA Mayelis	VEN	13	MENDEZ Teresa	ESP
14	ENGELHARDT Alexandra	GER	15	SASTIN Marianna	HUN
16	TSOGTBAZAR Enkhjargal	MGL	16	ZAMULA Olesya	AZE
17	BREMNER Kyla	AUS	17	DUNN Maria	GUM
55kg			72kg		
Gold	YOSHIDA Saori	JPN	Gold	WANG Jiao	CHN
Silver	XU Li	CHN	Silver	ZLATEVA Stanka	BUL
Bronze	RENTERIA Jackeline	COL	Bronze	HAMAGUCHI Kyoko	JPN
Bronze	VERBEEK Tonya	CAN	Bronze	WIESZCZEK Agnieszka	POL
5	NERELL Ida-Theres	SWE	5	BERNARD Ali	USA
5	PAVAL Ana	ROU	5	UNDA Maider	ESP
7	SMIRNOVA Olga	KAZ	7	SCHATZLE Anita	GER
8	GOLTS Natalia	RUS	8	CONCEICAO Rosangela	BRA
9	van DUSEN Marcie	USA	9	FRANSSON Jenny	SWE
10	CRISTEA Ludmila	MDA	10	AKUFFO Ohenewa	CAN
11	ANDRADE Marcia	VEN	11	PEREPELKINA Elena	RUS
12	SYNYSHYN Nataliya	UKR	12	VASHCHUK Oksana	UKR
13	FILIPAVA Alena	BLR	13	ZHANIBEKOVA Olga	KAZ
14	AMRI Marwa	TUN	14	PRIETO Audrey	FRA
15	KOMAROVA Yelena	AZE	15	OBIAJUNWA Amarachi	NGR
16	NAIDAN Otgonjargal	MGL	16	ALI ANNABEL Laure	CMR



ENTRY LIST BY WEIGHT CATEGORY As of 18 AUG 2008
各級別報名名單 / LISTE DES INSCRIPTIONS PAR CATÉGORIE DE POIDS

NOC	Name	Date of Birth	Qualified
AZE - Azerbaijan Republic	SEVDIMOV Namig	23 NOV 1981	OQT
BLR - Belarus	GADZHIEV Rizvan	6 JAN 1987	WCH
BUL - Bulgaria	VELIKOV Radoslav	2 SEP 1983	OQT
COL - Colombia	SERRANO Fredy	22 SEP 1979	WCH
CUB - Cuba	PEREZ Maikel	12 MAY 1983	WCH
ESP - Spain	SANCHEZ Francisco Jav.	30 JUN 1979	CCH
GEO - Georgia	GOCHASHVILI Besarion	6 FEB 1983	OQT
IRI - Islamic Republic of Iran	DABBAGHI Abbas	9 MAR 1987	WCH
JPN - Japan	MATSUNAGA Tomohiro	27 JUN 1980	CCH
KAZ - Kazakhstan	MUKHTARBEKULY Zhassulan	3 APR 1984	WCH
KOR - Korea	KIM Hyo-Sub	23 SEP 1980	OQT
MGL - Mongolia	BAYARAA Naranbaatar	11 MAR 1980	WCH 2 nd
PRK - DPR Korea	YANG Kyong Il	7 AUG 1989	OQT
ROU - Romania	TOARCA Petru	4 OCT 1975	OQT
RUS - Russian Federation	KUDUKHOV Besik	15 AUG 1986	WCH
SEN - Senegal	DIATTA Adama	14 AUG 1988	CCH
TUR - Turkey	AKGUL Sezar	27 APR 1988	WCH 5 th
USA - United States of America	CEJUDO Henry	9 FEB 1987	CCH
UZB - Uzbekistan	MANSUROV Dilshod	12 DEC 1983	WCH 5 th

Total: 19 wrestlers

Note:
All changes are available in INFO

Legend:
OQT Olympic Qualification Tournament WCH World Championships



COMPETITION SHEET
比赛表格 / FEUILLE DE COMPÉTITION

QUALIFICATIONS			1/8 FINALS			QUARTERFINALS			SEMIFINALS			FINALS																																												
1	YANG Kyong Il	PRK	P1 P2 P3	1	1	3	PRK	P1 P2 P3	2	3	4	AZE	P1 P2 P3																																											
			P1 P2 P3					P1 P2 P3					P1 P2 P3																																											
2	SEVDIMOV Namig	AZE	P1 P2 P3	2	3	6	AZE	P1 P2 P3																																																
			P1 P2 P3					P1 P2 P3																																																
3	KIM Hyo-Sub	KOR	P1 P2 P3	3	3	6	KOR	P1 P2 P3																																																
			P1 P2 P3					P1 P2 P3																																																
4	SANCHEZ Francisco Jav.	ESP	P1 P2 P3	4	1	2	ESP	P1 P2 P3																																																
			P1 P2 P3					P1 P2 P3																																																
5	CEJUDO Henry	USA	P1 P2 P3	5	3	7	USA	P1 P2 P3																																																
			P1 P2 P3					P1 P2 P3																																																
6	VELIKOV Radoslav	BUL	P1 P2 P3	6	1	6	BUL	P1 P2 P3																																																
			P1 P2 P3					P1 P2 P3																																																
7	TOARCA Petru	ROU	P1 P2 P3	7	0	0	ROU	P1 P2 P3																																																
			P1 P2 P3					P1 P2 P3																																																
8	GOCHASHVILI Besarion	GEO	P1 P2 P3	8	3	6	GEO	P1 P2 P3																																																
			P1 P2 P3					P1 P2 P3																																																
9	DABBAGHI Abbas	IRI	P1 P2 P3	9	3	7	IRI	P1 P2 P3																																																
			P1 P2 P3					P1 P2 P3																																																
10	SERRANO Fredy	COL	P1 P2 P3	10	1	2	COL	P1 P2 P3																																																
			P1 P2 P3					P1 P2 P3																																																
11	BAYARAA Naranbaatar	MGL	P1 P2 P3	11	0	0	MGL	P1 P2 P3																																																
			P1 P2 P3					P1 P2 P3																																																
12	KUDUKHOV Besik	RUS	P1 P2 P3	12	3	2	RUS	P1 P2 P3																																																
			P1 P2 P3					P1 P2 P3																																																
13	AKGUL Sezar	TUR	P1 P2 P3	13	0	0	TUR	P1 P2 P3																																																
			P1 P2 P3					P1 P2 P3																																																
14	DIATTA Adama	SEN	P1 P2 P3	14	0	0	SEN	P1 P2 P3																																																
			P1 P2 P3					P1 P2 P3																																																
15	MATSUNAGA Tomohiro	JPN	P1 P2 P3	15	5	8	JPN	P1 P2 P3																																																
			P1 P2 P3					P1 P2 P3																																																
16	PEREZ Maikel	CUB	P1 P2 P3	16	0	0	CUB	P1 P2 P3																																																
			P1 P2 P3					P1 P2 P3																																																
17	GADZHIEV Rizvan	BLR	P1 P2 P3	17	4	13	BLR	P1 P2 P3																																																
			P1 P2 P3					P1 P2 P3																																																
18	MANSUROV Dilshod	UZB	P1 P2 P3	18	3	2	UZB	P1 P2 P3																																																
			P1 P2 P3					P1 P2 P3																																																
19	MUKHTARBEKULY Z.	KAZ	P1 P2 P3	19	0	0	KAZ	P1 P2 P3																																																
			P1 P2 P3					P1 P2 P3																																																
REPECHAGE																																																								
UPPER BRANCH																																																								
			P1 P2 P3	6	3	3	BUL	P1 P2 P3	6	3	4	BUL	P1 P2 P3	BRONZE																																										
			P1 P2 P3					P1 P2 P3					P1 P2 P3	6 VELIKOV Radoslav BUL																																										
			P1 P2 P3	8	1	1	GEO	P1 P2 P3	2	1	3	AZE	P1 P2 P3																																											
			P1 P2 P3					P1 P2 P3					P1 P2 P3																																											
LOWER BRANCH																																																								
			P1 P2 P3	14	1	1	SEN	P1 P2 P3	13	0	0	TUR	P1 P2 P3	18	0	0	UZB	P1 P2 P3																																						
			P1 P2 P3					P1 P2 P3					P1 P2 P3				P1 P2 P3																																							
			P1 P2 P3	13	3	2	TUR	P1 P2 P3	18	3	8	UZB	P1 P2 P3	12	3	3	RUS	P1 P2 P3																																						
			P1 P2 P3					P1 P2 P3					P1 P2 P3				P1 P2 P3																																							
CLASSIFICATION																																																								
1	CEJUDO Henry	USA	2	MATSUNAGA Tomohiro	JPN	3	VELIKOV Radoslav	BUL	4	KUDUKHOV Besik	RUS	5	SEVDIMOV Namig	AZE	6	MANSUROV Dilshod	UZB	7	GADZHIEV Rizvan	BLR	8	GOCHASHVILI Besarion	GEO	9	KIM Hyo-Sub	KOR	10	DABBAGHI Abbas	IRI	11	AKGUL Sezar	TUR	12	YANG Kyong Il	PRK	13	SANCHEZ Francisco Jav.	ESP	14	SERRANO Fredy	COL	15	DIATTA Adama	SEN	16	BAYARAA Naranbaatar	MGL	17	MUKHTARBEKULY Z.	KAZ	18	TOARCA Petru	ROU	19	PEREZ Maikel	CUB


ENTRY LIST BY WEIGHT CATEGORY As of 18 AUG 2008

各级别报名名单 / LISTE DES INSCRIPTIONS PAR CATÉGORIE DE POIDS

NOC	Name	Date of Birth	Qualified
ALB - Albania	PRIZRENI Sahit	23 FEB 1983	WCH 3 rd
ARM - Armenia	BERBERYAN Martin	22 MAY 1980	OQT
AZE - Azerbaijan Republic	HUSEYNOV Zelimkhan	13 JUL 1981	OQT
CAN - Canada	AZARBAYJANI Saeed	17 JAN 1975	CCH
CHN - People's Republic of China	QIN He	14 DEC 1984	WCH
CUB - Cuba	QUINTANA Yandro	30 NOV 1980	OQT
EGY - Egypt	MADANI Hassan	6 MAR 1979	CCH
IND - India	DUTT Yogeshwar	2 NOV 1982	
IRI - Islamic Republic of Iran	MOHAMMADI Seyedmorad	9 APR 1980	
JPN - Japan	YUMOTO Kenichi	4 DEC 1984	
KAZ - Kazakhstan	ORAZGALIYEV Baurzhan	28 FEB 1985	WCH
KGZ - Kyrgyzstan	BAZARGURUEV Bazar	9 JAN 1985	WCH
KOR - Korea	KIM Jong-Dae	21 OCT 1981	OQT
MKD - Former Yug Rep Macedonia	RAMAZANOV Muzad	19 MAR 1974	WCH
RUS - Russian Federation	BATIROV Mavlet	12 DEC 1983	WCH
TJK - Tajikistan	KORYAKIN Vitaly	2 DEC 1983	OQT
TUR - Turkey	ODABASI Tefik	20 NOV 1981	WCH 5 th
UKR - Ukraine	FEDORYSHYN Vasyl	31 MAR 1981	CCH
USA - United States of America	ZADICK Mike	12 JUL 1976	

Total: 19 wrestlers

Note:
All changes are available in INFO

Legend:
OQT Olympic Qualification Tournament WCH World Championships



COMPETITION SHEET
比赛表格 / FEUILLE DE COMPÉTITION

QUALIFICATIONS			1/8 FINALS			QUARTERFINALS			SEMIFINALS			FINALS			
1	BAZARGURUEV Bazar	KGZ	P1 P2 P3	1	3	KGZ	P1 P2 P3	1	1	KGZ	P1 P2 P3				
			P1 P2 P3				P1 P2 P3				P1 P2 P3				
2	PRIZRENI Sahit	ALB	P1 P2 P3	2	0	ALB	P1 P2 P3								
			P1 P2 P3				P1 P2 P3								
3	ZADICK Mike	USA	P1 P2 P3	3	0	USA	P1 P2 P3								
			P1 P2 P3				P1 P2 P3								
4	FEDORYSHYN Vasyl	UKR	P1 P2 P3	4	3	UKR	P1 P2 P3	4	3	UKR	P1 P2 P3				
			P1 P2 P3				P1 P2 P3				P1 P2 P3				
5	KORYAKIN Vitaly	TJK	P1 P2 P3	5	0	TJK	P1 P2 P3								
			P1 P2 P3				P1 P2 P3								
6	YUMOTO Kenichi	JPN	P1 P2 P3	6	5	JPN	P1 P2 P3	6	3	JPN	P1 P2 P3				
			P1 P2 P3				P1 P2 P3				P1 P2 P3				
7	ORAZGALIYEV Baurzhan	KAZ	P1 P2 P3	7	1	KAZ	P1 P2 P3								
			P1 P2 P3				P1 P2 P3								
8	DUTT Yogeshwar	IND	P1 P2 P3	8	3	IND	P1 P2 P3	8	1	IND	P1 P2 P3				
			P1 P2 P3				P1 P2 P3				P1 P2 P3				
9	BERBERYAN Martin	ARM	P1 P2 P3	9	0	ARM	P1 P2 P3								
			P1 P2 P3				P1 P2 P3								
10	AZARBAYJANI Saeed	CAN	P1 P2 P3	10	3	CAN	P1 P2 P3	10	0	CAN	P1 P2 P3				
			P1 P2 P3				P1 P2 P3				P1 P2 P3				
11	MADANI Hassan	EGY	P1 P2 P3	11	0	EGY	P1 P2 P3								
			P1 P2 P3				P1 P2 P3								
12	MOHAMMADI Seyedmorad	IRI	P1 P2 P3	12	3	IRI	P1 P2 P3	12	3	IRI	P1 P2 P3				
			P1 P2 P3				P1 P2 P3				P1 P2 P3				
13	KIM Jong-Dae	KOR	P1 P2 P3	13	1	KOR	P1 P2 P3								
			P1 P2 P3				P1 P2 P3								
14	RAMAZANOV Muzad	MKD	P1 P2 P3	14	3	MKD	P1 P2 P3	14	0	MKD	P1 P2 P3				
			P1 P2 P3				P1 P2 P3				P1 P2 P3				
15	ODABASI Tevfik	TUR	P1 P2 P3	15	1	ODABASI	P1 P2 P3								
			P1 P2 P3				P1 P2 P3								
16	QIN He	CHN	P1 P2 P3	16	1	QIN	P1 P2 P3								
			P1 P2 P3				P1 P2 P3								
17	QUINTANA Yandro	CUB	P1 P2 P3	17	3	QUINTANA	P1 P2 P3								
			P1 P2 P3				P1 P2 P3								
18	HUSEYNOV Zelimkhan	AZE	P1 P2 P3	18	0	HUSEYNOV	P1 P2 P3								
			P1 P2 P3				P1 P2 P3								
19	BATIROV Mavlet	RUS	P1 P2 P3	19	3	BATIROV	P1 P2 P3	19	3	BATIROV	P1 P2 P3				
			P1 P2 P3				P1 P2 P3				P1 P2 P3				
REPECHAGE															
UPPER BRANCH															
			P1 P2 P3	3	0	USA	P1 P2 P3	1	0	KGZ	P1 P2 P3	6	3	YUMOTO Kenichi	JPN
			P1 P2 P3				P1 P2 P3				P1 P2 P3				
			P1 P2 P3				P1 P2 P3				P1 P2 P3				
LOWER BRANCH															
			P1 P2 P3	18	3	AZE	P1 P2 P3	18	1	AZE	P1 P2 P3	12	3	MOHAMMADI Seyedmorad	IRI
			P1 P2 P3				P1 P2 P3				P1 P2 P3				
			P1 P2 P3				P1 P2 P3				P1 P2 P3				

CLASSIFICATION

1	BATIROV Mavlet	RUS
2	FEDORYSHYN Vasyl	UKR
3	YUMOTO Kenichi	JPN
3	MOHAMMADI Seyedmorad	IRI
5	BAZARGURUEV Bazar	KGZ
5	HUSEYNOV Zelimkhan	AZE
7	RAMAZANOV Muzad	MKD
8	QUINTANA Yandro	CUB
9	DUTT Yogeshwar	IND
10	AZARBAYJANI Saeed	CAN
11	ODABASI Tevfik	TUR
12	ORAZGALIYEV Baurzhan	KAZ
13	QIN He	CHN
14	KIM Jong-Dae	KOR
15	KORYAKIN Vitaly	TJK
16	PRIZRENI Sahit	ALB
17	BERBERYAN Martin	ARM
18	MADANI Hassan	EGY
19	ZADICK Mike	USA




ENTRY LIST BY WEIGHT CATEGORY As of 19 AUG 2008

各级别报名名单 / LISTE DES INSCRIPTIONS PAR CATÉGORIE DE POIDS

NOC	Name	Date of Birth	Qualified
ARM - Armenia	MARKOSYAN Suren	17 SEP 1984	OQT
AZE - Azerbaijan Republic	AZIZOV Emin	29 DEC 1984	CCH
BLR - Belarus	BATYROV Albert	2 NOV 1981	OQT
BUL - Bulgaria	BARZAKOV Serafim	22 JUL 1975	OQT
CAN - Canada	VERANES GARCIA Haislan	4 MAR 1983	CCH
CHN - People's Republic of China	WANG Qiang	14 APR 1987	WCD
CUB - Cuba	GARZON Geandry	5 NOV 1983	WCH
GEO - Georgia	TUSHISHVILI Otar	14 JUN 1978	WCH
IND - India	KUMAR Sushil	26 MAY 1983	
IRI - Islamic Republic of Iran	TAGHAVI Mehdi	20 FEB 1987	
JPN - Japan	IKEMATSU Kazuhiko	26 DEC 1979	CCH
KAZ - Kazakhstan	SPIRIDONOV Leonid	16 DEC 1980	OQT
KOR - Korea	JUNG Young-Ho	13 JUL 1982	OQT
MGL - Mongolia	BUYANJAV Batzorig	9 MAR 1983	WCH 8 th
PRK - DPR Korea	YANG Chun Song	18 MAR 1984	OQT
RSA - South Africa	BARNES Heinrich	12 DEC 1986	CCH 16 th
RUS - Russian Federation	FARNIEV Irbek	12 JAN 1980	WCH
SUI - Switzerland	SARRASIN Gregory	17 MAR 1979	
TUR - Turkey	SAHIN Ramazan	8 JUL 1983	WCH 1 st
UKR - Ukraine	STADNIK Andriy	15 APR 1982	WCH
USA - United States of America	SCHWAB Doug	3 AUG 1977	CCH

Total: 21 wrestlers

Note:
All changes are available in INFO

Legend:
OQT Olympic Qualification Tournament **WCD** Wild Card **WCH** World Championships



COMPETITION SHEET
比赛表格 / FEUILLE DE COMPÉTITION

QUALIFICATIONS			1/8 FINALS			QUARTERFINALS			SEMIFINALS			FINALS			
1	SAHIN Ramazan	TUR	P1 P2 P3	1	3	TUR	P1 P2 P3	1	3	TUR	P1 P2 P3	1	3	TUR	P1 P2 P3
			P1 P2 P3	8	1	TUR	P1 P2 P3	4	3	TUR	P1 P2 P3	4	3	TUR	P1 P2 P3
			P1 P2 P3	1	7	TUR	P1 P2 P3	3	1	TUR	P1 P2 P3	3	1	TUR	P1 P2 P3
2	GARZON Geandry	CUB	P1 P2 P3	2	1	CUB	P1 P2 P3	2	1	CUB	P1 P2 P3	2	1	CUB	P1 P2 P3
			P1 P2 P3	4	1	CUB	P1 P2 P3	0	4	CUB	P1 P2 P3	0	4	CUB	P1 P2 P3
			P1 P2 P3	0	4	CUB	P1 P2 P3	0	4	CUB	P1 P2 P3	0	4	CUB	P1 P2 P3
3	TAGHAVI Mehdi	IRI	P1 P2 P3	3	3	IRI	P1 P2 P3	3	3	IRI	P1 P2 P3	3	3	IRI	P1 P2 P3
			P1 P2 P3	0	3	IRI	P1 P2 P3	0	1	IRI	P1 P2 P3	0	1	IRI	P1 P2 P3
			P1 P2 P3	0	1	IRI	P1 P2 P3	0	1	IRI	P1 P2 P3	0	1	IRI	P1 P2 P3
4	VERANES GARCIA H.	CAN	P1 P2 P3	4	1	CAN	P1 P2 P3	4	1	CAN	P1 P2 P3	4	1	CAN	P1 P2 P3
			P1 P2 P3	2	1	CAN	P1 P2 P3	1	1	CAN	P1 P2 P3	1	1	CAN	P1 P2 P3
			P1 P2 P3	1	1	CAN	P1 P2 P3	1	1	CAN	P1 P2 P3	1	1	CAN	P1 P2 P3
5	IKEMATSU Kazuhiko	JPN	P1 P2 P3	5	1	JPN	P1 P2 P3	5	1	JPN	P1 P2 P3	5	1	JPN	P1 P2 P3
			P1 P2 P3	4	1	JPN	P1 P2 P3	4	1	JPN	P1 P2 P3	4	1	JPN	P1 P2 P3
			P1 P2 P3	1	3	JPN	P1 P2 P3	1	3	JPN	P1 P2 P3	1	3	JPN	P1 P2 P3
6	TUSHISHVILI Otar	GEO	P1 P2 P3	6	3	GEO	P1 P2 P3	6	3	GEO	P1 P2 P3	6	3	GEO	P1 P2 P3
			P1 P2 P3	5	3	GEO	P1 P2 P3	5	3	GEO	P1 P2 P3	5	3	GEO	P1 P2 P3
			P1 P2 P3	4	0	GEO	P1 P2 P3	4	0	GEO	P1 P2 P3	4	0	GEO	P1 P2 P3
7	JUNG Young-Ho	KOR	P1 P2 P3	7	1	KOR	P1 P2 P3	7	1	KOR	P1 P2 P3	7	1	KOR	P1 P2 P3
			P1 P2 P3	2	1	KOR	P1 P2 P3	0	2	KOR	P1 P2 P3	0	2	KOR	P1 P2 P3
			P1 P2 P3	0	2	KOR	P1 P2 P3	0	2	KOR	P1 P2 P3	0	2	KOR	P1 P2 P3
8	BARZAKOV Serafim	BUL	P1 P2 P3	8	3	BUL	P1 P2 P3	8	3	BUL	P1 P2 P3	8	3	BUL	P1 P2 P3
			P1 P2 P3	4	3	BUL	P1 P2 P3	1	1	BUL	P1 P2 P3	1	1	BUL	P1 P2 P3
			P1 P2 P3	1	1	BUL	P1 P2 P3	1	1	BUL	P1 P2 P3	1	1	BUL	P1 P2 P3
9	BATYROV Albert	BLR	P1 P2 P3	9	3	BLR	P1 P2 P3	9	3	BLR	P1 P2 P3	9	3	BLR	P1 P2 P3
			P1 P2 P3	6	3	BLR	P1 P2 P3	1	5	BLR	P1 P2 P3	1	5	BLR	P1 P2 P3
			P1 P2 P3	0	6	BLR	P1 P2 P3	0	6	BLR	P1 P2 P3	0	6	BLR	P1 P2 P3
10	YANG Chun Song	PRK	P1 P2 P3	10	1	PRK	P1 P2 P3	10	1	PRK	P1 P2 P3	10	1	PRK	P1 P2 P3
			P1 P2 P3	3	1	PRK	P1 P2 P3	0	3	PRK	P1 P2 P3	0	3	PRK	P1 P2 P3
			P1 P2 P3	0	3	PRK	P1 P2 P3	0	3	PRK	P1 P2 P3	0	3	PRK	P1 P2 P3
11	KUMAR Sushil	IND	P1 P2 P3	11	1	IND	P1 P2 P3	11	1	IND	P1 P2 P3	11	1	IND	P1 P2 P3
			P1 P2 P3	1	1	IND	P1 P2 P3	1	0	IND	P1 P2 P3	1	0	IND	P1 P2 P3
			P1 P2 P3	0	1	IND	P1 P2 P3	0	0	IND	P1 P2 P3	0	0	IND	P1 P2 P3
12	STADNIK Andriy	UKR	P1 P2 P3	12	3	UKR	P1 P2 P3	12	3	UKR	P1 P2 P3	12	3	UKR	P1 P2 P3
			P1 P2 P3	6	3	UKR	P1 P2 P3	2	6	UKR	P1 P2 P3	2	6	UKR	P1 P2 P3
			P1 P2 P3	0	6	UKR	P1 P2 P3	0	6	UKR	P1 P2 P3	0	6	UKR	P1 P2 P3
13	SCHWAB Doug	USA	P1 P2 P3	13	0	USA	P1 P2 P3	13	0	USA	P1 P2 P3	13	0	USA	P1 P2 P3
			P1 P2 P3	0	0	USA	P1 P2 P3	0	0	USA	P1 P2 P3	0	0	USA	P1 P2 P3
			P1 P2 P3	0	0	USA	P1 P2 P3	0	0	USA	P1 P2 P3	0	0	USA	P1 P2 P3
14	BARNES Heinrich	RSA	P1 P2 P3	14	1	RSA	P1 P2 P3	14	1	RSA	P1 P2 P3	14	1	RSA	P1 P2 P3
			P1 P2 P3	2	1	RSA	P1 P2 P3	1	1	RSA	P1 P2 P3	1	1	RSA	P1 P2 P3
			P1 P2 P3	0	1	RSA	P1 P2 P3	0	0	RSA	P1 P2 P3	0	0	RSA	P1 P2 P3
15	BUYANJAV Batzorig	MGL	P1 P2 P3	15	3	MGL	P1 P2 P3	15	3	MGL	P1 P2 P3	15	3	MGL	P1 P2 P3
			P1 P2 P3	9	3	MGL	P1 P2 P3	1	0	MGL	P1 P2 P3	1	0	MGL	P1 P2 P3
			P1 P2 P3	2	7	MGL	P1 P2 P3	2	7	MGL	P1 P2 P3	2	7	MGL	P1 P2 P3
16	FARNIEV Irbek	RUS	P1 P2 P3	16	3	RUS	P1 P2 P3	16	3	RUS	P1 P2 P3	16	3	RUS	P1 P2 P3
			P1 P2 P3	7	3	RUS	P1 P2 P3	2	5	RUS	P1 P2 P3	2	5	RUS	P1 P2 P3
			P1 P2 P3	0	5	RUS	P1 P2 P3	0	2	RUS	P1 P2 P3	0	2	RUS	P1 P2 P3
17	MARKOSYAN Suren	ARM	P1 P2 P3	17	1	ARM	P1 P2 P3	17	1	ARM	P1 P2 P3	17	1	ARM	P1 P2 P3
			P1 P2 P3	2	1	ARM	P1 P2 P3	1	1	ARM	P1 P2 P3	1	1	ARM	P1 P2 P3
			P1 P2 P3	0	1	ARM	P1 P2 P3	0	0	ARM	P1 P2 P3	0	0	ARM	P1 P2 P3
18	SPIRIDONOV Leonid	KAZ	P1 P2 P3	18	3	KAZ	P1 P2 P3	18	3	KAZ	P1 P2 P3	18	3	KAZ	P1 P2 P3
			P1 P2 P3	7	3	KAZ	P1 P2 P3	1	4	KAZ	P1 P2 P3	1	4	KAZ	P1 P2 P3
			P1 P2 P3	2	1	KAZ	P1 P2 P3	2	1	KAZ	P1 P2 P3	2	1	KAZ	P1 P2 P3
19	WANG Qiang	CHN	P1 P2 P3	19	1	CHN	P1 P2 P3	19	1	CHN	P1 P2 P3	19	1	CHN	P1 P2 P3
			P1 P2 P3	4	1	CHN	P1 P2 P3	1	0	CHN	P1 P2 P3	1	0	CHN	P1 P2 P3
			P1 P2 P3	0	1	CHN	P1 P2 P3	0	0	CHN	P1 P2 P3	0	0	CHN	P1 P2 P3
20	AZIZOV Emin	AZE	P1 P2 P3	20	3	AZE	P1 P2 P3	20	3	AZE	P1 P2 P3	20	3	AZE	P1 P2 P3
			P1 P2 P3	3	3	AZE	P1 P2 P3	1	2	AZE	P1 P2 P3	1	2	AZE	P1 P2 P3
			P1 P2 P3	0	3	AZE	P1 P2 P3	0	0	AZE	P1 P2 P3	0	0	AZE	P1 P2 P3
21	SARRASIN Gregory	SUI	P1 P2 P3	21	0	SUI	P1 P2 P3	21	0	SUI	P1 P2 P3	21	0	SUI	P1 P2 P3
			P1 P2 P3	0	0	SUI	P1 P2 P3	0	0	SUI	P1 P2 P3	0	0	SUI	P1 P2 P3
			P1 P2 P3	0	0	SUI	P1 P2 P3	0	0	SUI	P1 P2 P3	0	0	SUI	P1 P2 P3

REPECHAGE		
2	CUB	P1 P2 P3
3	IRI	P1 P2 P3
13	USA	P1 P2 P3
11	IND	P1 P2 P3
9	BLR	P1 P2 P3
18	KAZ	P1 P2 P3

UPPER BRANCH		
2	CUB	P1 P2 P3
3	IRI	P1 P2 P3
11	IND	P1 P2 P3
9	BLR	P1 P2 P3
18	KAZ	P1 P2 P3

LOWER BRANCH		
13	USA	P1 P2 P3
11	IND	P1 P2 P3
9	BLR	P1 P2 P3
18	KAZ	P1 P2 P3

BRONZE		
6	TUSHISHVILI Otar	GEO
11	KUMAR Sushil	IND

GOLD		
1	SAHIN Ramazan	TUR

CLASSIFICATION		
1	SAHIN Ramazan	TUR
2	STADNIK Andriy	UKR
3	TUSHISHVILI Otar	GEO
4	KUMAR Sushil	IND
5	GARZON Geandry	CUB
6	SPIRIDONOV Leonid	KAZ
7	FARNIEV Irbek	RUS
8	BUYANJAV Batzorig	MGL
9	BATYROV Albert	BLR
10	TAGHAVI Mehdi	IRI
11	BARZAKOV Serafim	BUL
12	AZIZOV Emin	AZE
13	IKEMATSU Kazuhiko	JPN
14	SCHWAB Doug	USA
15	YANG Chun Song	PRK
16	VERANES GARCIA H.	CAN
17	JUNG Young-Ho	KOR
18	MARKOSYAN Suren	ARM
19	BARNES Heinrich	RSA
20	WANG Qiang	CHN
21	SARRASIN Gregory	SUI



ENTRY LIST BY WEIGHT CATEGORY As of 19 AUG 2008

各级别报名名单 / LISTE DES INSCRIPTIONS PAR CATÉGORIE DE POIDS

NOC	Name	Date of Birth	Qualified
AUS - Australia	ABDO Ali	2 MAY 1981	CCH
AZE - Azerbaijan Republic	CHAMSULVARAYEV Chamsulvara	6 SEP 1984	WCH
BLR - Belarus	GAIDAROV Murad	13 FEB 1980	CCH
BUL - Bulgaria	TERZIEV Kiril	1 SEP 1983	OQT
CAN - Canada	GENTRY Matt	30 JUL 1982	CCH 21 th
CHN - People's Republic of China	SI Riguleng	16 MAY 1980	WCD
CUB - Cuba	FUNDORA Ivan	14 APR 1976	WCH
GBS - Guinea-Bissau	MIDANA Augusto	20 MAY 1984	
GEO - Georgia	SAGHIRASHVILI Gela	7 NOV 1980	WCH
GRE - Greece	BENTINIDIS Emzarios	16 AUG 1975	
HUN - Hungary	VEREB Istvan	8 OCT 1987	
IRI - Islamic Republic of Iran	JOUKAR Meisam	29 JAN 1985	
KGZ - Kyrgyzstan	GITINOV Arsen	1 JUN 1977	OQT
KOR - Korea	CHO Byung-Kwan	5 MAY 1981	CCH
POL - Poland	BRZOZOWSKI Krystian	20 FEB 1982	OQT
ROU - Romania	STEFAN Gheorghita	17 JAN 1986	WCH
RUS - Russian Federation	SAYTIEV Buvaysa	11 MAR 1975	
TUR - Turkey	GULHAN Ahmet	28 MAR 1977	OQT
UKR - Ukraine	ALDATOV Ibragim	4 NOV 1983	WCH
USA - United States of America	ASKREN Ben	18 JUL 1984	WCH
UZB - Uzbekistan	TIGIEV Soslan	12 OCT 1983	OQT 10 th

Total: 21 wrestlers

Note:
All changes are available in INFO

Legend:
OQT Olympic Qualification Tournament WCD Wild Card WCH World Championships



COMPETITION SHEET
比赛表格 / FEUILLE DE COMPÉTITION

QUALIFICATIONS			1/8 FINALS			QUARTERFINALS			SEMIFINALS			FINALS		
1	SAGHIRASHVILI Gela	GEO	P1 P2 P3	1	3	GEO	P1 P2 P3	1	0	GEO	P1 P2 P3			
			P1 P2 P3				P1 P2 P3				P1 P2 P3			
2	MIDANA Augusto	GBS	P1 P2 P3	2	1	GBS	P1 P2 P3							
			P1 P2 P3				P1 P2 P3							
3	GAIDAROV Murad	BLR	P1 P2 P3	3	3	BLR	P1 P2 P3	3	3	BLR	P1 P2 P3			
			P1 P2 P3				P1 P2 P3							
4	CHAMSULVARAYEV C.	AZE	P1 P2 P3	4	1	AZE	P1 P2 P3	3	2	BLR	P1 P2 P3			
			P1 P2 P3				P1 P2 P3							
5	STEFAN Gheorghita	ROU	P1 P2 P3	5	0	ROU	P1 P2 P3	6	3	UZB	P1 P2 P3			
			P1 P2 P3				P1 P2 P3							
6	TIGIEV Soslan	UZB	P1 P2 P3	6	3	UZB	P1 P2 P3	6	2	UZB	P1 P2 P3			
			P1 P2 P3				P1 P2 P3							
7	BENTINIDIS Emzarios	GRE	P1 P2 P3	7	3	GRE	P1 P2 P3	7	0	GRE	P1 P2 P3			
			P1 P2 P3				P1 P2 P3							
8	GENTRY Matt	CAN	P1 P2 P3	8	1	CAN	P1 P2 P3							
			P1 P2 P3				P1 P2 P3							
9	TERZIEV Kiril	BUL	P1 P2 P3	9	3	BUL	P1 P2 P3	9	5	BUL	P1 P2 P3			
			P1 P2 P3				P1 P2 P3							
10	JOUKAR Meisam	IRI	P1 P2 P3	10	1	IRI	P1 P2 P3	9	0	BUL	P1 P2 P3			
			P1 P2 P3				P1 P2 P3							
11	ALDATOV Ibragim	UKR	P1 P2 P3	11	1	UKR	P1 P2 P3	12	0	KGZ	P1 P2 P3			
			P1 P2 P3				P1 P2 P3							
12	GITINOV Arsen	KGZ	P1 P2 P3	12	3	KGZ	P1 P2 P3	20	5	RUS	P1 P2 P3			
			P1 P2 P3				P1 P2 P3							
13	BRZOWSKI Krystian	POL	P1 P2 P3	13	1	POL	P1 P2 P3	20	3	RUS	P1 P2 P3			
			P1 P2 P3				P1 P2 P3							
14	ASKREN Ben	USA	P1 P2 P3	14	1	USA	P1 P2 P3	17	1	CUB	P1 P2 P3			
			P1 P2 P3				P1 P2 P3							
15	VEREB Istvan	HUN	P1 P2 P3	15	0	HUN	P1 P2 P3	17	3	CUB	P1 P2 P3			
			P1 P2 P3				P1 P2 P3							
16	SI Riguleng	CHN	P1 P2 P3	16	1	CHN	P1 P2 P3	20	3	RUS	P1 P2 P3			
			P1 P2 P3				P1 P2 P3							
17	FUNDORA Ivan	CUB	P1 P2 P3	17	3	CUB	P1 P2 P3	20	5	RUS	P1 P2 P3			
			P1 P2 P3				P1 P2 P3							
18	ABDO Ali	AUS	P1 P2 P3	18	0	AUS	P1 P2 P3	19	0	TUR	P1 P2 P3			
			P1 P2 P3				P1 P2 P3							
19	GULHAN Ahmet	TUR	P1 P2 P3	19	3	TUR	P1 P2 P3	20	3	RUS	P1 P2 P3			
			P1 P2 P3				P1 P2 P3							
20	SAYTIEV Buvaysa	RUS	P1 P2 P3	20	3	RUS	P1 P2 P3	20	3	RUS	P1 P2 P3			
			P1 P2 P3				P1 P2 P3							
21	CHO Byung-Kwan	KOR	P1 P2 P3	21	1	KOR	P1 P2 P3	17	3	CUB	P1 P2 P3			
			P1 P2 P3				P1 P2 P3							

REPECHAGE		
5	ROU	P1 P2 P3
7	GRE	P1 P2 P3
21	KOR	P1 P2 P3
19	TUR	P1 P2 P3
17	CUB	P1 P2 P3
9	BUL	P1 P2 P3

UPPER BRANCH		
5	ROU	P1 P2 P3
7	GRE	P1 P2 P3
3	BLR	P1 P2 P3

LOWER BRANCH		
21	KOR	P1 P2 P3
19	TUR	P1 P2 P3
17	CUB	P1 P2 P3
9	BUL	P1 P2 P3

BRONZE		
3	GAIDAROV Murad	BLR
9	TERZIEV Kiril	BUL

GOLD		
20	SAYTIEV Buvaysa	RUS

CLASSIFICATION		
1	SAYTIEV Buvaysa	RUS
2	TIGIEV Soslan	UZB
3	GAIDAROV Murad	BLR
4	TERZIEV Kiril	BUL
5	STEFAN Gheorghita	ROU
6	FUNDORA Ivan	CUB
7	ASKREN Ben	USA
8	GITINOV Arsen	KGZ
9	BENTINIDIS Emzarios	GRE
10	GULHAN Ahmet	TUR
11	CHO Byung-Kwan	KOR
12	SAGHIRASHVILI Gela	GEO
13	SI Riguleng	CHN
14	ALDATOV Ibragim	UKR
15	CHAMSULVARAYEV C.	AZE
16	BRZOWSKI Krystian	POL
17	MIDANA Augusto	GBS
18	GENTRY Matt	CAN
19	JOUKAR Meisam	IRI
20	VEREB Istvan	HUN
21	ABDO Ali	AUS



ENTRY LIST BY WEIGHT CATEGORY As of 20 AUG 2008
各級別報名名單 / LISTE DES INSCRIPTIONS PAR CATÉGORIE DE POIDS

NOC	Name	Date of Birth	Qualified
ARM - Armenia	YENOKYAN Harutyun	5 JUL 1985	OQT
AUS - Australia	KUMAR Sandeep	1 APR 1983	CCH
AZE - Azerbaijan Republic	TEMREZOV Novruz	6 JAN 1981	OQT
CAN - Canada	CROSS Travis	1 DEC 1980	WCH 8 th
CHN - People's Republic of China	WANG Ying	15 AUG 1983	CCH
COL - Colombia	MOSQUERA Jarlis	3 SEP 1983	CCH
CUB - Cuba	SALAS Reineris	17 MAR 1987	OQT
GEO - Georgia	MINDORASHVILI Revazi	1 JUL 1976	CCH
GER - Germany	BICHINASHVILI Davyd	3 FEB 1975	WCH
IRI - Islamic Republic of Iran	YAZDANI Reza	25 AUG 1984	
KAZ - Kazakhstan	LALIYEV Gennadiy	30 MAR 1979	OQT
MGL - Mongolia	GANZORIG Chagnaadorj	24 APR 1982	OQT 15 th
POL - Poland	HORBIK Radoslaw	29 MAR 1977	OQT
RUS - Russian Federation	KETOEV Georgy	19 NOV 1985	WCH
TJK - Tajikistan	ABDUSALOMOV Yusup	8 NOV 1977	WCH
TUN - Tunisia	RHIMI Adnan	9 APR 1988	CCH
TUR - Turkey	BALCI Serhat	15 MAR 1982	WCH 5 th
UKR - Ukraine	DANKO Taras	3 JUL 1980	OQT
USA - United States of America	HROVAT Andy	21 JAN 1980	WCH
UZB - Uzbekistan	SOKHIEV Zaurbek	1 JUN 1986	WCH 3 rd

Total: 20 wrestlers

Note:
All changes are available in INFO

Legend:
OQT Olympic Qualification Tournament WCH World Championships



COMPETITION SHEET
比赛表格 / FEUILLE DE COMPÉTITION

QUALIFICATIONS			1/8 FINALS			QUARTERFINALS			SEMIFINALS			FINALS			
1	HROVAT Andy	USA	P1 P2 P3	1	USA	P1 P2 P3	2	CUB	P1 P2 P3	4	TUR	P1 P2 P3	8	TJK	P1 P2 P3
			P1 P2 P3	1	6	3 1 2		0	0 0 0		0	0 0 0		1	3 0 0
2	SALAS Reineris	CUB	P1 P2 P3	2	CUB	P1 P2 P3		0	0 0 0	4	TUR	P1 P2 P3	8	TJK	P1 P2 P3
			P1 P2 P3	2	3	0 3 2		0	0 0 0		0	0 0 0		3	3 1 0
3	CROSS Travis	CAN	P1 P2 P3	3	CAN	P1 P2 P3	4	TUR	P1 P2 P3	8	TJK	P1 P2 P3	11	MINDORASHVILI Revazi	GEO
			P1 P2 P3	3	1	1 1 0	4	3	1 2 0	8	3	3 1 0	11	3	2 3 4
4	BALCI Serhat	TUR	P1 P2 P3	4	TUR	P1 P2 P3	6	UKR	P1 P2 P3	8	4	3 1 0			
			P1 P2 P3	4	3	1 1 0		0	0 0 0	8	3	3 1 0			
5	MOSQUERA Jarlis	COL	P1 P2 P3	5	COL	P1 P2 P3	8	7	1 6 0	11	5	4 7 0			
			P1 P2 P3	5	0	0 0 0	8	3	3 5 0	11	11	4 7 0			
6	DANKO Taras	UKR	P1 P2 P3	6	UKR	P1 P2 P3	10	ARM	P1 P2 P3	11	4	2 2 0			
			P1 P2 P3	6	3	3 3 0	10	0	0 0 0	11	3	1 2 3			
7	KUMAR Sandeep	AUS	P1 P2 P3	7	AUS	P1 P2 P3	11	6	1 2 3	11	4	2 2 0			
			P1 P2 P3	7	0	0 0 0	11	3	4 0 1	11	4	2 2 0			
8	ABDUSALOMOV Yusup	TJK	P1 P2 P3	8	TJK	P1 P2 P3	12	GER	P1 P2 P3	11	3	1 2 3			
			P1 P2 P3	8	3	3 5 0	12	1	4 0 1	11	6	1 2 3			
9	RHIMI Adnan	TUN	P1 P2 P3	9	TUN	P1 P2 P3	12	5	4 0 1	11	3	1 2 3			
			P1 P2 P3	9	1	0 1 0	12	1	4 0 1	11	6	1 2 3			
10	YENOKYAN Harutyun	ARM	P1 P2 P3	10	ARM	P1 P2 P3	13	IRI	P1 P2 P3	11	3	1 2 3			
			P1 P2 P3	10	4	6 8 0	13	0	0 0 0	11	6	1 2 3			
11	MINDORASHVILI Revazi	GEO	P1 P2 P3	11	GEO	P1 P2 P3	13	4	1 3 0	11	3	1 2 3			
			P1 P2 P3	11	3	1 2 3	13	0	1 3 0	11	6	1 2 3			
12	BICHINASHVILI Davyd	GER	P1 P2 P3	12	GER	P1 P2 P3	14	HORBIK Radoslaw	POL	11	3	1 2 3			
			P1 P2 P3	12	1	4 0 1	14	1	0 1 0	11	6	1 2 3			
13	YAZDANI Reza	IRI	P1 P2 P3	13	IRI	P1 P2 P3	15	GANZORIG Chagnaadorj	MGL	11	3	1 2 3			
			P1 P2 P3	13	0	0 0 0	15	1	0 1 0	11	6	1 2 3			
14	HORBIK Radoslaw	POL	P1 P2 P3	14	ARM	P1 P2 P3	16	TEMREZOV Novruz	AZE	11	3	1 2 3			
			P1 P2 P3	14	4	6 8 0	16	3	3 0 3	11	6	1 2 3			
15	GANZORIG Chagnaadorj	MGL	P1 P2 P3	15	MINDORASHVILI Revazi	GEO	16	6	6 0 0	11	6	1 2 3			
			P1 P2 P3	15	3	1 2 3	16	5	6 0 0	11	6	1 2 3			
16	TEMREZOV Novruz	AZE	P1 P2 P3	16	BICHINASHVILI Davyd	GER	16	4	6 0 0	11	6	1 2 3			
			P1 P2 P3	16	1	4 0 1	16	4	6 0 0	11	6	1 2 3			
17	WANG Ying	CHN	P1 P2 P3	17	MINDORASHVILI Revazi	GEO	17	3	6 0 0	11	6	1 2 3			
			P1 P2 P3	17	3	1 2 3	17	9	4 5 0	11	6	1 2 3			
18	KETOEV Georgy	RUS	P1 P2 P3	18	BICHINASHVILI Davyd	GER	18	3	4 5 0	11	6	1 2 3			
			P1 P2 P3	18	3	2 2 0	18	4	0 2 2	11	6	1 2 3			
19	LALIYEV Gennadiy	KAZ	P1 P2 P3	19	YAZDANI Reza	IRI	18	3	0 2 2	11	6	1 2 3			
			P1 P2 P3	19	1	4 0 0	18	4	0 2 2	11	6	1 2 3			
20	SOKHIEV Zaurbek	UZB	P1 P2 P3	20	HORBIK Radoslaw	POL	18	3	0 2 2	11	6	1 2 3			
			P1 P2 P3	20	1	1 1 0	18	5	2 3 0	11	6	1 2 3			

CLASSIFICATION

1	MINDORASHVILI Revazi	GEO
2	ABDUSALOMOV Yusup	TJK
3	DANKO Taras	UKR
5	KETOEV Georgy	RUS
6	BALCI Serhat	TUR
7	BICHINASHVILI Davyd	GER
8	TEMREZOV Novruz	AZE
9	YENOKYAN Harutyun	ARM
10	SOKHIEV Zaurbek	UZB
11	SALAS Reineris	CUB
12	YAZDANI Reza	IRI
13	HROVAT Andy	USA
14	LALIYEV Gennadiy	KAZ
15	WANG Ying	CHN
16	CROSS Travis	CAN
17	HORBIK Radoslaw	POL
18	GANZORIG Chagnaadorj	MGL
19	RHIMI Adnan	TUN
20	MOSQUERA Jarlis	COL
	KUMAR Sandeep	AUS

REPECHAGE

UPPER BRANCH	7	AUS	P1 P2 P3	7	0	0 0 0	6	3	UKR	P1 P2 P3	6	3	1 2 0	4	0	TUR	P1 P2 P3	4	0	0 0 0	6	DANKO Taras	UKR				
LOWER BRANCH	12	GER	P1 P2 P3	12	3	1 1 2	10	1	ARM	P1 P2 P3	10	3	0 3 0	12	1	4	0 2 2	18	3	RUS	P1 P2 P3	18	5	3 0 2	18	KETOEV Georgy	RUS





ENTRY LIST BY WEIGHT CATEGORY As of 20 AUG 2008
各級別報名名單 / LISTE DES INSCRIPTIONS PAR CATÉGORIE DE POIDS

NOC	Name	Date of Birth	Qualified
AZE - Azerbaijan Republic	GAZYUMOV Khetag	24 APR 1983	OQT
CAN - Canada	ZILBERMAN David	6 DEC 1982	OQT 14 th
CUB - Cuba	BATISTA Michel	20 APR 1984	CCH
EGY - Egypt	EMARA Saleh	1 JUN 1982	CCH
FRA - France	AKA AKESSE Vincent	25 OCT 1975	OQT 29 th
GEO - Georgia	GOGSHELIDZE George	7 NOV 1979	CCH
GER - Germany	KEHRER Stefan	18 JAN 1985	WCH
HUN - Hungary	KISS Gergely Sandor	6 NOV 1983	OQT
IRI - Islamic Republic of Iran	ABRAHIMI Saeid	22 DEC 1982	
KAZ - Kazakhstan	TIGIYEV Taimuraz	15 JAN 1982	CCH
KGZ - Kyrgyzstan	KRUPNYAKOV Aleksey	1 JAN 1980	WCH
MDA - Republic of Moldova	CEBAN Nicolai	30 MAR 1986	
POL - Poland	GUCMAN Mateusz	19 APR 1980	OQT
RUS - Russian Federation	MURADOV Shirvani	20 JUN 1985	
TUR - Turkey	KOC Hakan	25 NOV 1980	WCH 5 th
UKR - Ukraine	TIBILOV Georgii	6 NOV 1984	WCH
USA - United States of America	CORMIER Daniel	20 MAR 1979	WCH
UZB - Uzbekistan	KURBANOV Kurban	21 MAR 1985	WCH 3 rd
VEN - Venezuela	VIVENES Luis	6 OCT 1980	OQT

Total: 19 wrestlers

Note:
All changes are available in INFO

Legend:
OQT Olympic Qualification Tournament WCH World Championships



COMPETITION SHEET
比赛表格 / FEUILLE DE COMPÉTITION

QUALIFICATIONS			1/8 FINALS			QUARTERFINALS			SEMIFINALS			FINALS							
1	EMARA Saleh	EGY	P1 P2 P3	1	5	EGY	P1 P2 P3	2	0	IRI	P1 P2 P3	4	1	GEO	P1 P2 P3	12	MURADOV Shirvani	RUS	GOLD
			P1 P2 P3				P1 P2 P3				P1 P2 P3				P1 P2 P3				
2	ABRAHIMI Saeid	IRI	P1 P2 P3	2	6	IRI	P1 P2 P3	4	3	GEO	P1 P2 P3	6	0	KAZ	P1 P2 P3				
			P1 P2 P3				P1 P2 P3				P1 P2 P3				P1 P2 P3				
3	KRUPNYAKOV Aleksey	KGZ	P1 P2 P3	3	0	KGZ	P1 P2 P3	6	3	KAZ	P1 P2 P3	6	3	KAZ	P1 P2 P3				
			P1 P2 P3				P1 P2 P3				P1 P2 P3				P1 P2 P3				
4	GOGSHELIDZE George	GEO	P1 P2 P3	4	3	GEO	P1 P2 P3	7	0	CUB	P1 P2 P3	7	0	CUB	P1 P2 P3				
			P1 P2 P3				P1 P2 P3				P1 P2 P3				P1 P2 P3				
5	VIVENES Luis	VEN	P1 P2 P3	5	0	VEN	P1 P2 P3	8	0	USA	P1 P2 P3	8	0	USA	P1 P2 P3				
			P1 P2 P3				P1 P2 P3				P1 P2 P3				P1 P2 P3				
6	TIGIYEV Taimuraz	KAZ	P1 P2 P3	6	3	KAZ	P1 P2 P3	9	1	GER	P1 P2 P3	9	1	GER	P1 P2 P3				
			P1 P2 P3				P1 P2 P3				P1 P2 P3				P1 P2 P3				
7	BATISTA Michel	CUB	P1 P2 P3	7	5	CUB	P1 P2 P3	10	0	TUR	P1 P2 P3	10	0	TUR	P1 P2 P3				
			P1 P2 P3				P1 P2 P3				P1 P2 P3				P1 P2 P3				
8	CORMIER Daniel	USA	P1 P2 P3	8	0	USA	P1 P2 P3	11	1	UKR	P1 P2 P3	11	1	UKR	P1 P2 P3				
			P1 P2 P3				P1 P2 P3				P1 P2 P3				P1 P2 P3				
9	KEHRER Stefan	GER	P1 P2 P3	9	1	GER	P1 P2 P3	12	3	RUS	P1 P2 P3	12	3	RUS	P1 P2 P3				
			P1 P2 P3				P1 P2 P3				P1 P2 P3				P1 P2 P3				
10	KOC Hakan	TUR	P1 P2 P3	10	3	TUR	P1 P2 P3	12	3	RUS	P1 P2 P3	12	3	RUS	P1 P2 P3				
			P1 P2 P3				P1 P2 P3				P1 P2 P3				P1 P2 P3				
11	TIBILOV Georgii	UKR	P1 P2 P3	11	1	UKR	P1 P2 P3	13	0	FRA	P1 P2 P3	13	0	FRA	P1 P2 P3				
			P1 P2 P3				P1 P2 P3				P1 P2 P3				P1 P2 P3				
12	MURADOV Shirvani	RUS	P1 P2 P3	12	3	RUS	P1 P2 P3	14	3	AZE	P1 P2 P3	14	3	AZE	P1 P2 P3				
			P1 P2 P3				P1 P2 P3				P1 P2 P3				P1 P2 P3				
13	AKA AKESSE Vincent	FRA	P1 P2 P3	13	0	FRA	P1 P2 P3	14	3	AZE	P1 P2 P3	14	3	AZE	P1 P2 P3				
			P1 P2 P3				P1 P2 P3				P1 P2 P3				P1 P2 P3				
14	GAZYUMOV Khetag	AZE	P1 P2 P3	14	3	AZE	P1 P2 P3	15	0	POL	P1 P2 P3	15	0	POL	P1 P2 P3				
			P1 P2 P3				P1 P2 P3				P1 P2 P3				P1 P2 P3				
15	GUCMAN Mateusz	POL	P1 P2 P3	15	0	POL	P1 P2 P3	16	3	UZB	P1 P2 P3	16	3	UZB	P1 P2 P3				
			P1 P2 P3				P1 P2 P3				P1 P2 P3				P1 P2 P3				
16	KURBANOV Kurban	UZB	P1 P2 P3	16	3	UZB	P1 P2 P3	17	1	CAN	P1 P2 P3	17	1	CAN	P1 P2 P3				
			P1 P2 P3				P1 P2 P3				P1 P2 P3				P1 P2 P3				
17	ZILBERMAN David	CAN	P1 P2 P3	17	1	CAN	P1 P2 P3	18	3	HUN	P1 P2 P3	18	3	HUN	P1 P2 P3				
			P1 P2 P3				P1 P2 P3				P1 P2 P3				P1 P2 P3				
18	KISS Gergely Sandor	HUN	P1 P2 P3	18	1	HUN	P1 P2 P3	19	1	MDA	P1 P2 P3	19	1	MDA	P1 P2 P3				
			P1 P2 P3				P1 P2 P3				P1 P2 P3				P1 P2 P3				
19	CEBAN Nicolai	MDA	P1 P2 P3	19	1	MDA	P1 P2 P3				P1 P2 P3				P1 P2 P3				
			P1 P2 P3				P1 P2 P3				P1 P2 P3				P1 P2 P3				
REPECHAGE																			
UPPER BRANCH			5			1	VEN	P1 P2 P3	7			0	CUB	P1 P2 P3	4			GOGSHELIDZE George	GEO
LOWER BRANCH			11			3	UKR	P1 P2 P3	11			0	UKR	P1 P2 P3	14			GAZYUMOV Khetag	AZE

CLASSIFICATION

1	MURADOV Shirvani	RUS
2	TIGIYEV Taimuraz	KAZ
3	GOGSHELIDZE George	GEO
4	GAZYUMOV Khetag	AZE
5	BATISTA Michel	CUB
6	TIBILOV Georgii	UKR
7	KURBANOV Kurban	UZB
8	KISS Gergely Sandor	HUN
9	KOC Hakan	TUR
10	ABRAHIMI Saeid	IRI
11	EMARA Saleh	EGY
12	CEBAN Nicolai	MDA
13	KEHRER Stefan	GER
14	ZILBERMAN David	CAN
15	VIVENES Luis	VEN
16	KRUPNYAKOV Aleksey	KGZ
17	GUCMAN Mateusz	POL
18	AKA AKESSE Vincent	FRA
19	CORMIER Daniel	USA





ENTRY LIST BY WEIGHT CATEGORY As of 20 AUG 2008

各级别报名名单 / LISTE DES INSCRIPTIONS PAR CATÉGORIE DE POIDS

NOC	Name	Date of Birth	Qualified
AZE - Azerbaijan Republic	ISAYEV Ali	18 DEC 1983	CCH
BUL - Bulgaria	BOYADZHIEV Bozhidar	30 APR 1978	WCH
CHN - People's Republic of China	LIANG Lei	3 APR 1982	OQT
CUB - Cuba	RODRIGUEZ Disney	27 SEP 1985	WCH
HUN - Hungary	AUBELI Otto	31 MAR 1975	OQT
IND - India	TOMER Rajiv	31 DEC 1980	
IRI - Islamic Republic of Iran	MASOUMI Fardin	10 NOV 1977	
KAZ - Kazakhstan	MUTALIMOV Marid	22 FEB 1980	OQT
KOR - Korea	KIM Jae-Gang	16 AUG 1987	WCH
MEX - Mexico	LANGOWSKI Lawrence	11 JUN 1985	CCH
NGR - Nigeria	SEIWARI Wilson	16 JUL 1973	CCH
PLW - Palau	TEMENGIL Florian	4 NOV 1986	1 st
POL - Poland	BARTNICKI Bartlomiej	26 MAY 1981	OQT
ROU - Romania	CHINTOAN Rares Daniel	13 JAN 1983	OQT
RUS - Russian Federation	AKHMEDOV Bakhtiyar	5 AUG 1987	
SVK - Slovakia	MUSULBES David	28 MAY 1972	OQT
TUR - Turkey	POLATCI Mehmet Aydin	15 MAY 1977	WCH
UKR - Ukraine	ISHCHENKO Ivan	19 MAY 1980	WCH
USA - United States of America	MOCCO Steve	28 DEC 1981	WCH
UZB - Uzbekistan	TAYMAZOV Artur	20 JUL 1979	WCH 3 rd

Total: 20 wrestlers

Note:
All changes are available in INFO

Legend:
OQT Olympic Qualification Tournament WCH World Championships



COMPETITION SHEET
比赛表格 / FEUILLE DE COMPÉTITION

QUALIFICATIONS			1/8 FINALS			QUARTERFINALS			SEMIFINALS			FINALS									
1	ISAYEV Ali	AZE	P1 P2 P3	1	AZE	P1 P2 P3	2	UZB	P1 P2 P3	2	UZB	P1 P2 P3	2	UZB	P1 P2 P3						
			P1 P2 P3	1	3	0 3 0	2	3	3 4 0	2	3	1 1 0	2	3	3 1 0						
			P1 P2 P3																		
2	TAYMAZOV Artur	UZB	P1 P2 P3	2	UZB	P1 P2 P3	4	CUB	P1 P2 P3	5	SVK	P1 P2 P3	5	SVK	P1 P2 P3	2	UZB	P1 P2 P3			
			P1 P2 P3	2	3	2 4 0	4	1	1 0 0	5	3	3 6 0	5	0	0 0 0	2	3	3 1 0			
			P1 P2 P3																		
3	CHINTOAN Rares Daniel	ROU	P1 P2 P3	3	ROU	P1 P2 P3	8	HUN	P1 P2 P3	8	HUN	P1 P2 P3	10	KAZ	P1 P2 P3	10	KAZ	P1 P2 P3			
			P1 P2 P3	3	0	0 0 0	8	1	1 0 0	8	3	4 7 0	10	3	1 1 2	10	0	0 0 0			
			P1 P2 P3																		
4	RODRIGUEZ Disney	CUB	P1 P2 P3	4	CUB	P1 P2 P3	12	TUR	P1 P2 P3	12	TUR	P1 P2 P3	12	TUR	P1 P2 P3	12	TUR	P1 P2 P3			
			P1 P2 P3	4	3	5 4 0	12	1	0 2 0	12	3	0 1 1	12	3	0 1 1	12	3	0 1 1			
			P1 P2 P3																		
5	MUSULBES David	SVK	P1 P2 P3	5	SVK	P1 P2 P3	18	RUS	P1 P2 P3	18	RUS	P1 P2 P3	18	0	0 0 0	18	0	0 0 0			
			P1 P2 P3	5	3	3 6 0	18	3	6 1 0	18	3	6 1 0	18	0	0 0 0	18	0	0 0 0			
			P1 P2 P3																		
6	SEIWARI Wilson	NGR	P1 P2 P3	6	NGR	P1 P2 P3	13	USA	P1 P2 P3	13	USA	P1 P2 P3	13	1	1 0 0	13	1	1 0 0			
			P1 P2 P3	6	0	0 0 0	13	1	1 0 0	13	1	1 0 0	13	1	1 0 0	13	1	1 0 0			
			P1 P2 P3																		
7	TEMENGIL Florian	PLW	P1 P2 P3	7	PLW	P1 P2 P3	16	CHN	P1 P2 P3	16	CHN	P1 P2 P3	16	0	0 0 0	16	0	0 0 0			
			P1 P2 P3	7	1	0 1 0	16	1	0 0 0	16	0	0 0 0	16	0	0 0 0	16	0	0 0 0			
			P1 P2 P3																		
8	AUBELI Otto	HUN	P1 P2 P3	8	HUN	P1 P2 P3	17	BOYADZHIEV Bozhidar	BUL	P1 P2 P3	17	0	0 0 0	17	0	0 0 0	17	0	0 0 0		
			P1 P2 P3	8	3	4 7 0	17	5	4 0 0	17	0	0 0 0	17	0	0 0 0	17	0	0 0 0			
			P1 P2 P3																		
9	KIM Jae-Gang	KOR	P1 P2 P3	9	KOR	P1 P2 P3	18	RUS	P1 P2 P3	18	3	2 2 0	18	3	2 2 0	18	3	2 2 0			
			P1 P2 P3	9	1	1 0 0	18	0	0 0 0	18	3	2 2 0	18	3	2 2 0	18	3	2 2 0			
			P1 P2 P3																		
10	MUTALIMOV Marid	KAZ	P1 P2 P3	10	KAZ	P1 P2 P3	19	LANGOWSKI Lawrence	MEX	P1 P2 P3	19	0	0 0 0	19	0	0 0 0	19	0	0 0 0		
			P1 P2 P3	10	3	1 2 0	19	0	0 0 0	19	0	0 0 0	19	0	0 0 0	19	0	0 0 0			
			P1 P2 P3																		
11	ISHCHENKO Ivan	UKR	P1 P2 P3	11	UKR	P1 P2 P3	20	IRI	P1 P2 P3	20	0	0 0 0	20	0	0 0 0	20	0	0 0 0			
			P1 P2 P3	11	1	3 0 0	20	0	0 0 0	20	0	0 0 0	20	0	0 0 0	20	0	0 0 0			
			P1 P2 P3																		
12	POLATCI Mehmet Aydin	TUR	P1 P2 P3	12	TUR	P1 P2 P3	20	3	6 6 0	20	3	6 6 0	20	3	6 6 0	20	3	6 6 0			
			P1 P2 P3	12	3	0 1 1	20	0	0 0 0	20	0	0 0 0	20	0	0 0 0	20	0	0 0 0			
			P1 P2 P3																		
13	MOCCO Steve	USA	P1 P2 P3	13	USA	P1 P2 P3	UPPER BRANCH	UPPER BRANCH	UPPER BRANCH	UPPER BRANCH	UPPER BRANCH	UPPER BRANCH	UPPER BRANCH								
			P1 P2 P3	13	3	1 3 0	1	AZE	P1 P2 P3	1	AZE	P1 P2 P3	4	CUB	P1 P2 P3	4	CUB	P1 P2 P3			
			P1 P2 P3				1	0	0 0 0	1	0	0 0 0	4	1	0 2 0	4	1	0 2 0			
			P1 P2 P3																		
14	TOMER Rajiv	IND	P1 P2 P3	14	0	0 0 0	LOWER BRANCH	LOWER BRANCH	LOWER BRANCH	LOWER BRANCH	LOWER BRANCH	LOWER BRANCH	LOWER BRANCH								
			P1 P2 P3	14	0	0 0 0	17	BUL	P1 P2 P3	17	1	1 0 2	17	1	1 0 2	20	3	3 4 0	20	3	3 4 0
			P1 P2 P3				17	3	1 0 2	17	1	1 0 2	20	3	3 4 0	20	3	3 4 0			
			P1 P2 P3																		
15	BARTNICKI Bartlomiej	POL	P1 P2 P3	15	1	1 2 0	13	USA	P1 P2 P3	13	1	1 1 0	13	1	1 1 0	10	KAZ	P1 P2 P3	10	3	8 1 0
			P1 P2 P3	15	0	0 0 0	13	1	1 1 0	13	1	1 1 0	10	3	8 1 0	10	3	8 1 0			
			P1 P2 P3																		
16	LIANG Lei	CHN	P1 P2 P3	16	3	1 2 0	10	KAZ	P1 P2 P3	10	3	8 1 0	10	3	8 1 0	10	3	8 1 0			
			P1 P2 P3	16	1	2 0 0	10	3	8 1 0	10	3	8 1 0	10	3	8 1 0	10	3	8 1 0			
			P1 P2 P3																		
17	BOYADZHIEV Bozhidar	BUL	P1 P2 P3	17	0	0 0 0	BRONZE	BRONZE	BRONZE	BRONZE	BRONZE	BRONZE	BRONZE								
			P1 P2 P3	17	0	0 0 0	5	MUSULBES David	SVK	5	3	4 4 0	5	3	4 4 0	5	3	4 4 0			
			P1 P2 P3				5	3	4 4 0	5	3	4 4 0	5	3	4 4 0	5	3	4 4 0			
			P1 P2 P3																		
18	AKHMEDOV Bakhtiyar	RUS	P1 P2 P3	18	3	2 2 0	10	MUTALIMOV Marid	KAZ	10	3	8 1 0	10	3	8 1 0	10	3	8 1 0			
			P1 P2 P3	18	3	2 2 0	10	3	8 1 0	10	3	8 1 0	10	3	8 1 0	10	3	8 1 0			
			P1 P2 P3																		
19	LANGOWSKI Lawrence	MEX	P1 P2 P3	19	0	0 0 0															
			P1 P2 P3	19	0	0 0 0															
			P1 P2 P3																		
20	MASOUMI Fardin	IRI	P1 P2 P3	20	4	6 6 0															
			P1 P2 P3	20	4	6 6 0															
			P1 P2 P3																		

CLASSIFICATION

- TAYMAZOV Artur UZB
- AKHMEDOV Bakhtiyar RUS
- MUSULBES David SVK
- MUTALIMOV Marid KAZ
- RODRIGUEZ Disney CUB
- MASOUMI Fardin IRI
- MOCCO Steve USA
- AUBELI Otto HUN
- POLATCI Mehmet Aydin TUR
- ISHCHENKO Ivan UKR
- LIANG Lei CHN
- BARTNICKI Bartlomiej POL
- BOYADZHIEV Bozhidar BUL
- ISAYEV Ali AZE
- KIM Jae-Gang KOR
- TEMENGIL Florian PLW
- TOMER Rajiv IND
- CHINTOAN Rares Daniel ROU
- SEIWARI Wilson NGR
- LANGOWSKI Lawrence MEX



SESSION RESULTS

比赛单元成绩 / RÉSULTATS DE SESSION

SESSION 1 - MAT A

Order	Bout No	Style/ Weight Category	Phase	Colour	Draw No	Name	NOC Code	Tech. Pts	Clas. Pts	Res. Code	Officials
1	1	FS55kg	1/16 Finals	RED	14	DIATTA A	SEN	0	0	VT	R 10 J 13 M 1
				BLUE	15	MATSUNAGA T	JPN	5	5		
2	2	FS60kg	1/16 Finals	RED	14	RAMAZANOV M	MKD	4	3	PP	R 16 J 19 M 4
				BLUE	15	ODABASI T	TUR	7	1		
3	3	FS55kg	1/8 Finals	RED	1	YANG KI	PRK	3	1	PP	R 7 J 31 M 55
				BLUE	2	SEVDIMOV N	AZE	6	3		
4	4	FS55kg	1/8 Finals	RED	3	KIM HS	KOR	6	3	PP	R 46 J 37 M 1
				BLUE	4	SANCHEZ FJ	ESP	2	1		
5	5	FS60kg	1/8 Finals	RED	1	BAZARGURUEV B	KGZ	3	3	PO	R 22 J 25 M 4
				BLUE	2	PRIZRENI S	ALB	0	0		
6	6	FS60kg	1/8 Finals	RED	3	ZADICK M	USA	0	0	PO	R 28 J 49 M 55
				BLUE	4	FEDORYSHYN V	UKR	11	3		
7	7	FS60kg	1/8 Finals	RED	5	KORYAKIN V	TJK	3	0	VT	R 40 J 43 M 1
				BLUE	6	YUMOTO K	JPN	6	5		
8	8	FS55kg	Quarterfinals	RED	2	SEVDIMOV N	AZE	4	3	PP	R 37 J 28 M 4
				BLUE	3	KIM HS	KOR	2	1		
9	9	FS60kg	Quarterfinals	RED	1	BAZARGURUEV B	KGZ	1	1	PP	R 34 J 52 M 55
				BLUE	4	FEDORYSHYN V	UKR	3	3		
10	10	FS60kg	Quarterfinals	RED	6	YUMOTO K	JPN	6	3	PP	R 13 J 10 M 1
				BLUE	8	DUTT Y	IND	3	1		
11	11	FS55kg	Semifinals	RED	2	SEVDIMOV N	AZE	10	1	PP	R 22 J 16 M 55
				BLUE	5	CEJUDO H	USA	10	3		

Legend:

Clas.Pts Classification Points
J Judge
No Number
PP Decision by Points - the loser with technical points
Res Results
VT Victory by Fall

FS Men's Freestyle
M Mat chairman
PO Decision by Points - the loser without technical point
R Referee
Tech.Pts Technical Points



SESSION RESULTS

比赛单元成绩 / RÉSULTATS DE SESSION

SESSION 1 - MAT B

Order	Bout No	Style/ Weight Category	Phase	Colour	Draw No	Name	NOC Code	Tech. Pts	Clas. Pts	Res. Code	Officials
1	12	FS55kg	1/16 Finals	RED	16	PEREZ M	CUB	0	0	ST	R 11 J 53 M 5
				BLUE	17	GADZHIEV R	BLR	13	4		
2	13	FS60kg	1/16 Finals	RED	16	QIN H	CHN	1	1	PP	R 14 J 50 M 8
				BLUE	17	QUINTANA Y	CUB	5	3		
3	14	FS55kg	1/8 Finals	RED	5	CEJUDO H	USA	7	3	PP	R 17 J 47 M 5
				BLUE	6	VELIKOV R	BUL	6	1		
4	15	FS55kg	1/8 Finals	RED	7	TOARCA P	ROU	0	0	PO	R 20 J 44 M 2
				BLUE	8	GOCHASHVILI B	GEO	6	3		
5	16	FS55kg	1/8 Finals	RED	9	DABBAGHI A	IRI	7	3	PP	R 23 J 41 M 8
				BLUE	10	SERRANO F	COL	2	1		
6	17	FS60kg	1/8 Finals	RED	7	ORAZGALIYEV B	KAZ	2	1	PP	R 26 J 38 M 2
				BLUE	8	DUTT Y	IND	8	3		
7	18	FS60kg	1/8 Finals	RED	9	BERBERYAN M	ARM	0	0	PO	R 29 J 32 M 5
				BLUE	10	AZARBAYJANI S	CAN	4	3		
8	19	FS55kg	Quarterfinals	RED	5	CEJUDO H	USA	7	3	PP	R 53 J 11 M 5
				BLUE	8	GOCHASHVILI B	GEO	5	1		
9	20	FS55kg	Quarterfinals	RED	9	DABBAGHI A	IRI	0	0	PO	R 23 J 14 M 8
				BLUE	12	KUDUKHOV B	RUS	7	3		
10	21	FS60kg	Quarterfinals	RED	10	AZARBAYJANI S	CAN	0	0	PO	R 50 J 17 M 5
				BLUE	12	MOHAMMADI S	IRI	2	3		
11	22	FS60kg	Semifinals	RED	4	FEDORYSHYN V	UKR	4	3	PP	R 35 J 26 M 8
				BLUE	6	YUMOTO K	JPN	2	1		
12	23	FS60kg	Semifinals	RED	12	MOHAMMADI S	IRI	0	0	PO	R 23 J 41 M 2
				BLUE	19	BATIROV M	RUS	2	3		

Legend:

Clas.Pts Classification Points

J Judge

No Number

PP Decision by Points - the loser with technical points

Res Results

Tech.Pts Technical Points

FS Men's Freestyle

M Mat chairman

PO Decision by Points - the loser without technical point

R Referee

ST Great Superiority - a difference of 6 points - the loser without points



SESSION RESULTS

比赛单元成绩 / RÉSULTATS DE SESSION

SESSION 1 - MAT C

Order	Bout No	Style/ Weight Category	Phase	Colour	Draw No	Name	NOC Code	Tech. Pts	Clas. Pts	Res. Code	Officials
1	24	FS55kg	1/16 Finals	RED	18	MANSUROV D	UZB	2	3	PO	R 12 J 15 M 3
				BLUE	19	MUKHTARBEKULY Z	KAZ	0	0		
2	25	FS60kg	1/16 Finals	RED	18	HUSEYNOV Z	AZE	0	0	PO	R 9 J 27 M 6
				BLUE	19	BATIROV M	RUS	2	3		
3	26	FS55kg	1/8 Finals	RED	11	BAYARAA N	MGL	0	0	PO	R 18 J 21 M 3
				BLUE	12	KUDUKHOV B	RUS	2	3		
4	27	FS55kg	1/8 Finals	RED	13	AKGUL S	TUR	0	0	PO	R 24 J 33 M 9
				BLUE	15	MATSUNAGA T	JPN	8	3		
5	28	FS55kg	1/8 Finals	RED	17	GADZHIEV R	BLR	1	1	PP	R 30 J 36 M 6
				BLUE	18	MANSUROV D	UZB	2	3		
6	29	FS60kg	1/8 Finals	RED	11	MADANI H	EGY	0	0	PO	R 42 J 45 M 9
				BLUE	12	MOHAMMADI S	IRI	9	3		
7	30	FS60kg	1/8 Finals	RED	13	KIM JD	KOR	1	1	PP	R 39 J 48 M 3
				BLUE	14	RAMAZANOV M	MKD	7	3		
8	31	FS60kg	1/8 Finals	RED	17	QUINTANA Y	CUB	1	1	PP	R 6 J 15 M 9
				BLUE	19	BATIROV M	RUS	6	3		
9	32	FS55kg	Quarterfinals	RED	15	MATSUNAGA T	JPN	4	3	PP	R 51 J 54 M 3
				BLUE	18	MANSUROV D	UZB	3	1		
10	33	FS60kg	Quarterfinals	RED	14	RAMAZANOV M	MKD	0	0	PO	R 48 J 42 M 6
				BLUE	19	BATIROV M	RUS	3	3		
11	34	FS55kg	Semifinals	RED	12	KUDUKHOV B	RUS	0	0	VT	R 9 J 33 M 3
				BLUE	15	MATSUNAGA T	JPN	8	5		

Legend:

Clas.Pts Classification Points
J Judge
No Number
PP Decision by Points - the loser with technical points
Res Results
VT Victory by Fall

FS Men's Freestyle
M Mat chairman
PO Decision by Points - the loser without technical point
R Referee
Tech.Pts Technical Points



SESSION RESULTS
 比赛单元成绩 / RÉSULTATS DE SESSION

SESSION 2 - MAT A

Order	Bout No	Style/ Weight Category	Phase	Colour	Draw No	Name	NOC Code	Tech. Pts	Clas. Pts	Res. Code	Officials
1	35	FS55kg	Repechage Round 1	RED	14	DIATTA A	SEN	1	1	PP	R 31 J 40 M 1
				BLUE	13	AKGUL S	TUR	2	3		
2	36	FS55kg	Repechage Round 2	RED	6	VELIKOV R	BUL	3	3	PP	R 19 J 34 M 55
				BLUE	8	GOCHASHVILI B	GEO	1	1		
3	37	FS55kg	Repechage Round 2	RED	13	AKGUL S	TUR	0	0	PO	R 21 J 12 M 6
				BLUE	18	MANSUROV D	UZB	8	3		

Legend:	
Clas.Pts	Classification Points
J	Judge
No	Number
PP	Decision by Points - the loser with technical points
Res	Results
FS	Men's Freestyle
M	Mat chairman
PO	Decision by Points - the loser without technical point
R	Referee
Tech.Pts	Technical Points



SESSION RESULTS

比赛单元成绩 / RÉSULTATS DE SESSION

SESSION 2 - MAT B

Order	Bout No	Style/ Weight Category	Phase	Colour	Draw No	Name	NOC Code	Tech. Pts	Clas. Pts	Res. Code	Officials
1	38	FS60kg	Repechage Round 1	RED	18	HUSEYNOV Z	AZE	5	3	PP	R 41 J 20 M 5
				BLUE	17	QUINTANA Y	CUB	5	1		
2	39	FS60kg	Repechage Round 2	RED	3	ZADICK M	USA	0	0	PO	R 32 J 29 M 8
				BLUE	1	BAZARGURUEV B	KGZ	4	3		
3	40	FS60kg	Repechage Round 2	RED	18	HUSEYNOV Z	AZE	4	3	PP	R 15 J 54 M 9
				BLUE	14	RAMAZANOV M	MKD	1	1		
4	41	FS55kg	Bronze Medals	RED	6	VELIKOV R	BUL	4	3	PP	R 52 J 40 M 1
				BLUE	2	SEVDIMOV N	AZE	3	1		
5	42	FS55kg	Bronze Medals	RED	18	MANSUROV D	UZB	0	0	PO	R 9 J 25 M 2
				BLUE	12	KUDUKHOV B	RUS	3	3		
6	43	FS55kg	Finals	RED	5	CEJUDO H	USA	5	3	PP	R 45 J 38 M 3
				BLUE	15	MATSUNAGA T	JPN	2	1		
7	44	FS60kg	Bronze Medals	RED	1	BAZARGURUEV B	KGZ	0	0	PO	R 27 J 30 M 6
				BLUE	6	YUMOTO K	JPN	3	3		
8	45	FS60kg	Bronze Medals	RED	18	HUSEYNOV Z	AZE	1	1	PP	R 53 J 47 M 5
				BLUE	12	MOHAMMADI S	IRI	5	3		
9	46	FS60kg	Finals	RED	4	FEDORYSHYN V	UKR	1	1	PP	R 26 J 39 M 6
				BLUE	19	BATIROV M	RUS	3	3		

Legend:

Clas.Pts Classification Points
J Judge
No Number
PP Decision by Points - the loser with technical points
Res Results

FS Men's Freestyle
M Mat chairman
PO Decision by Points - the loser without technical point
R Referee
Tech.Pts Technical Points



SESSION RESULTS

比赛单元成绩 / RÉSULTATS DE SESSION

SESSION 3 - MAT A

Order	Bout No	Style/ Weight Category	Phase	Colour	Draw No	Name	NOC Code	Tech. Pts	Clas. Pts	Res. Code	Officials
1	47	FS66kg	1/16 Finals	RED	12	STADNIK A	UKR	6	3	PO	R 49 J 46 M 55
				BLUE	13	SCHWAB D	USA	0	0		
2	48	FS74kg	1/16 Finals	RED	12	GITINOV A	KGZ	5	3	PP	R 43 J 34 M 7
				BLUE	13	BRZOZOWSKI K	POL	2	1		
3	49	FS74kg	1/16 Finals	RED	14	ASKREN B	USA	4	5	VT	R 16 J 22 M 4
				BLUE	15	VEREB I	HUN	2	0		
4	50	FS66kg	1/8 Finals	RED	1	SAHIN R	TUR	8	3	PP	R 34 J 28 M 7
				BLUE	2	GARZON G	CUB	4	1		
5	51	FS66kg	1/8 Finals	RED	3	TAGHAVI M	IRI	3	3	PP	R 25 J 40 M 1
				BLUE	4	VERANES GARCIA H	CAN	2	1		
6	52	FS74kg	1/8 Finals	RED	1	SAGHIRASHVILI G	GEO	3	3	PP	R 10 J 19 M 7
				BLUE	2	MIDANA A	GBS	1	1		
7	53	FS74kg	1/8 Finals	RED	3	GAIDAROV M	BLR	3	3	PP	R 52 J 37 M 4
				BLUE	4	CHAMSULVARAYEV C	AZE	4	1		
8	54	FS74kg	1/8 Finals	RED	5	STEFAN G	ROU	0	0	PO	R 28 J 31 M 1
				BLUE	6	TIGIEV S	UZB	2	3		
9	55	FS66kg	Quarterfinals	RED	1	SAHIN R	TUR	4	3	PO	R 46 J 34 M 55
				BLUE	3	TAGHAVI M	IRI	0	0		
10	56	FS74kg	Quarterfinals	RED	1	SAGHIRASHVILI G	GEO	0	0	PO	R 13 J 52 M 4
				BLUE	3	GAIDAROV M	BLR	2	3		
11	57	FS74kg	Quarterfinals	RED	6	TIGIEV S	UZB	2	3	PO	R 22 J 10 M 1
				BLUE	7	BENTINIDIS E	GRE	0	0		
12	58	FS66kg	Semifinals	RED	1	SAHIN R	TUR	4	3	PP	R 28 J 13 M 55
				BLUE	6	TUSHISHVILI O	GEO	1	1		

Legend:

Clas.Pts Classification Points
J Judge
No Number
PP Decision by Points - the loser with technical points
Res Results
VT Victory by Fall

FS Men's Freestyle
M Mat chairman
PO Decision by Points - the loser without technical point
R Referee
Tech.Pts Technical Points



SESSION RESULTS

比赛单元成绩 / RÉSULTATS DE SESSION

SESSION 3 - MAT B

Order	Bout No	Style/ Weight Category	Phase	Colour	Draw No	Name	NOC Code	Tech. Pts	Clas. Pts	Res. Code	Officials
1	59	FS66kg	1/16 Finals	RED	14	BARNES H	RSA	2	1	PP	R 17 J 44 M 5
				BLUE	15	BUYANJAV B	MGL	9	3		
2	60	FS66kg	1/16 Finals	RED	16	FARNIEV I	RUS	7	3	PP	R 14 J 26 M 8
				BLUE	17	MARKOSYAN S	ARM	2	1		
3	61	FS74kg	1/16 Finals	RED	16	SI R	CHN	7	1	PP	R 11 J 41 M 2
				BLUE	17	FUNDORA I	CUB	11	3		
4	62	FS74kg	1/16 Finals	RED	18	ABDO A	AUS	0	0	PO	R 50 J 32 M 5
				BLUE	19	GULHAN A	TUR	3	3		
5	63	FS66kg	1/8 Finals	RED	5	IKEMATSU K	JPN	4	1	PP	R 23 J 29 M 2
				BLUE	6	TUSHISHVILI O	GEO	5	3		
6	64	FS66kg	1/8 Finals	RED	7	JUNG YH	KOR	2	1	PP	R 50 J 38 M 8
				BLUE	8	BARZAKOV S	BUL	4	3		
7	65	FS66kg	1/8 Finals	RED	9	BATYROV A	BLR	6	3	PP	R 29 J 20 M 2
				BLUE	10	YANG CS	PRK	3	1		
8	66	FS74kg	1/8 Finals	RED	7	BENTINIDIS E	GRE	4	3	PP	R 23 J 26 M 8
				BLUE	8	GENTRY M	CAN	1	1		
9	67	FS74kg	1/8 Finals	RED	9	TERZIEV K	BUL	6	3	PP	R 41 J 53 M 2
				BLUE	10	JOUKAR M	IRI	1	1		
10	68	FS66kg	Quarterfinals	RED	6	TUSHISHVILI O	GEO	5	3	PO	R 35 J 47 M 5
				BLUE	8	BARZAKOV S	BUL	0	0		
11	69	FS66kg	Quarterfinals	RED	9	BATYROV A	BLR	6	0	VT	R 32 J 11 M 8
				BLUE	12	STADNIK A	UKR	8	5		
12	70	FS74kg	Quarterfinals	RED	9	TERZIEV K	BUL	15	5	VT	R 53 J 17 M 2
				BLUE	12	GITINOV A	KGZ	7	0		
13	71	FS74kg	Semifinals	RED	3	GAIDAROV M	BLR	0	0	PO	R 26 J 47 M 5
				BLUE	6	TIGIEV S	UZB	2	3		
14	72	FS74kg	Semifinals	RED	9	TERZIEV K	BUL	0	0	VT	R 39 J 18 M 2
				BLUE	20	SAYTIEV B	RUS	8	5		

Legend:

Clas.Pts Classification Points
J Judge
No Number
PP Decision by Points - the loser with technical points
Res Results
VT Victory by Fall

FS Men's Freestyle
M Mat chairman
PO Decision by Points - the loser without technical point
R Referee
Tech.Pts Technical Points



SESSION RESULTS

比赛单元成绩 / RÉSULTATS DE SESSION

SESSION 3 - MAT C

Order	Bout No	Style/ Weight Category	Phase	Colour	Draw No	Name	NOC Code	Tech. Pts	Clas. Pts	Res. Code	Officials
1	73	FS66kg	1/16 Finals	RED	18	SPIRIDONOV L	KAZ	7	3	PP	R 39 J 42 M 3
				BLUE	19	WANG Q	CHN	1	1		
2	74	FS66kg	1/16 Finals	RED	20	AZIZOV E	AZE	3	3	PO	R 48 J 33 M 6
				BLUE	21	SARRASIN G	SUI	0	0		
3	75	FS74kg	1/16 Finals	RED	20	SAYTIEV B	RUS	8	3	PP	R 15 J 51 M 9
				BLUE	21	CHO BK	KOR	2	1		
4	76	FS66kg	1/8 Finals	RED	11	KUMAR S	IND	1	1	PP	R 21 J 48 M 3
				BLUE	12	STADNIK A	UKR	8	3		
5	77	FS66kg	1/8 Finals	RED	15	BUYANJAV B	MGL	3	1	PP	R 18 J 30 M 6
				BLUE	16	FARNIEV I	RUS	5	3		
6	78	FS66kg	1/8 Finals	RED	18	SPIRIDONOV L	KAZ	3	3	PO	R 6 J 24 M 3
				BLUE	20	AZIZOV E	AZE	0	0		
7	79	FS74kg	1/8 Finals	RED	11	ALDATOV I	UKR	5	1	PP	R 27 J 45 M 9
				BLUE	12	GITINOV A	KGZ	4	3		
8	80	FS74kg	1/8 Finals	RED	14	ASKREN B	USA	1	1	PP	R 12 J 36 M 6
				BLUE	17	FUNDORA I	CUB	7	3		
9	81	FS74kg	1/8 Finals	RED	19	GULHAN A	TUR	0	0	PO	R 9 J 39 M 3
				BLUE	20	SAYTIEV B	RUS	5	3		
10	82	FS66kg	Quarterfinals	RED	16	FARNIEV I	RUS	3	1	PP	R 27 J 54 M 9
				BLUE	18	SPIRIDONOV L	KAZ	2	3		
11	83	FS74kg	Quarterfinals	RED	17	FUNDORA I	CUB	1	1	PP	R 33 J 48 M 3
				BLUE	20	SAYTIEV B	RUS	4	3		
12	84	FS66kg	Semifinals	RED	12	STADNIK A	UKR	3	3	PO	R 39 J 12 M 6
				BLUE	18	SPIRIDONOV L	KAZ	0	0		

Legend:

Clas.Pts Classification Points
J Judge
No Number
PP Decision by Points - the loser with technical points
Res Results

FS Men's Freestyle
M Mat chairman
PO Decision by Points - the loser without technical point
R Referee
Tech.Pts Technical Points



SESSION RESULTS

比赛单元成绩 / RÉSULTATS DE SESSION

SESSION 4 - MAT A

Order	Bout No	Style/ Weight Category	Phase	Colour	Draw No	Name	NOC Code	Tech. Pts	Clas. Pts	Res. Code	Officials
1	85	FS66kg	Repechage Round 1	RED	13	SCHWAB D	USA	4	1	PP	R 18 J 21 M 9
				BLUE	11	KUMAR S	IND	7	3		
2	86	FS66kg	Repechage Round 2	RED	2	GARZON G	CUB	5	3	PP	R 14 J 35 M 8
				BLUE	3	TAGHAVI M	IRI	4	1		
3	87	FS66kg	Repechage Round 2	RED	11	KUMAR S	IND	8	3	PP	R 24 J 42 M 3
				BLUE	9	BATYROV A	BLR	4	1		

Legend:

Clas.Pts Classification Points
J Judge
No Number
R Referee
Tech.Pts Technical Points

FS Men's Freestyle
M Mat chairman
PP Decision by Points - the loser with technical points
Res Results



SESSION RESULTS
比赛单元成绩 / RÉSULTATS DE SESSION

SESSION 4 - MAT B

Order	Bout No	Style/ Weight Category	Phase	Colour	Draw No	Name	NOC Code	Tech. Pts	Clas. Pts	Res. Code	Officials
1	88	FS74kg	Repechage Round 1	RED	21	CHO BK	KOR	3	3	PP	R 37 J 10 M 1
				BLUE	19	GULHAN A	TUR	3	1		
2	89	FS74kg	Repechage Round 2	RED	5	STEFAN G	ROU	2	3	PP	R 43 J 49 M 55
				BLUE	7	BENTINIDIS E	GRE	3	1		
3	90	FS74kg	Repechage Round 2	RED	21	CHO BK	KOR	0	0	PO	R 41 J 50 M 5
				BLUE	17	FUNDORA I	CUB	6	3		
4	91	FS66kg	Bronze Medals	RED	2	GARZON G	CUB	1	1	PP	R 25 J 40 M 55
				BLUE	6	TUSHISHVILI O	GEO	4	3		
5	92	FS66kg	Bronze Medals	RED	11	KUMAR S	IND	3	3	PP	R 18 J 36 M 6
				BLUE	18	SPIRIDONOV L	KAZ	2	1		
6	93	FS66kg	Finals	RED	1	SAHIN R	TUR	6	3	PP	R 15 J 34 M 3
				BLUE	12	STADNIK A	UKR	5	1		
7	94	FS74kg	Bronze Medals	RED	5	STEFAN G	ROU	2	1	PP	R 35 J 38 M 2
				BLUE	3	GAIDAROV M	BLR	5	3		
8	95	FS74kg	Bronze Medals	RED	17	FUNDORA I	CUB	8	0	VT	R 13 J 16 M 55
				BLUE	9	TERZIEV K	BUL	11	5		
9	96	FS74kg	Finals	RED	6	TIGIEV S	UZB	2	1	PP	R 4 J 8 M 2
				BLUE	20	SAYTIEV B	RUS	4	3		

Legend:

Clas.Pts Classification Points
J Judge
No Number
PP Decision by Points - the loser with technical points
Res Results
VT Victory by Fall

FS Men's Freestyle
M Mat chairman
PO Decision by Points - the loser without technical point
R Referee
Tech.Pts Technical Points



SESSION RESULTS

比赛单元成绩 / RÉSULTATS DE SESSION

SESSION 5 - MAT A

Order	Bout No	Style/ Weight Category	Phase	Colour	Draw No	Name	NOC Code	Tech. Pts	Clas. Pts	Res. Code	Officials
1	97	FS84kg	1/16 Finals	RED	13	YAZDANI R	IRI	4	3	PP	R 10 J 13 M 1
				BLUE	14	HORBIK R	POL	1	1		
2	98	FS84kg	1/16 Finals	RED	15	GANZORIG C	MGL	1	1	PP	R 31 J 19 M 4
				BLUE	16	TEMREZOV N	AZE	6	3		
3	99	FS84kg	1/16 Finals	RED	17	WANG Y	CHN	3	1	PP	R 7 J 22 M 55
				BLUE	18	KETOEV G	RUS	5	3		
4	100	FS84kg	1/16 Finals	RED	19	LALIYEV G	KAZ	4	1	PP	R 25 J 28 M 1
				BLUE	20	SOKHIEV Z	UZB	6	3		
5	101	FS84kg	1/8 Finals	RED	1	HROVAT A	USA	6	1	PP	R 34 J 37 M 4
				BLUE	2	SALAS R	CUB	5	3		
6	102	FS84kg	1/8 Finals	RED	3	CROSS T	CAN	2	1	PP	R 40 J 43 M 55
				BLUE	4	BALCI S	TUR	2	3		
7	103	FS84kg	1/8 Finals	RED	5	MOSQUERA J	COL	0	0	PO	R 46 J 49 M 4
				BLUE	6	DANKO T	UKR	6	3		
8	104	FS84kg	1/8 Finals	RED	7	KUMAR S	AUS	0	0	PO	R 52 J 10 M 1
				BLUE	8	ABDUSALOMOV Y	TJK	8	3		
9	105	FS84kg	1/8 Finals	RED	9	RHIMI A	TUN	1	1	SP	R 13 J 16 M 55
				BLUE	10	YENOKYAN H	ARM	14	4		
10	106	FS84kg	1/8 Finals	RED	11	MINDORASHVILI R	GEO	6	3	PP	R 19 J 25 M 1
				BLUE	12	BICHINASHVILI D	GER	5	1		
11	107	FS84kg	1/8 Finals	RED	13	YAZDANI R	IRI	0	0	VT	R 28 J 31 M 4
				BLUE	16	TEMREZOV N	AZE	6	5		
12	108	FS84kg	1/8 Finals	RED	18	KETOEV G	RUS	9	3	PP	R 52 J 46 M 55
				BLUE	20	SOKHIEV Z	UZB	2	1		
13	109	FS84kg	Quarterfinals	RED	2	SALAS R	CUB	0	0	PO	R 16 J 49 M 4
				BLUE	4	BALCI S	TUR	3	3		
14	110	FS84kg	Quarterfinals	RED	6	DANKO T	UKR	0	0	PO	R 22 J 25 M 1
				BLUE	8	ABDUSALOMOV Y	TJK	7	3		
15	111	FS84kg	Quarterfinals	RED	10	YENOKYAN H	ARM	0	0	PO	R 49 J 34 M 55
				BLUE	11	MINDORASHVILI R	GEO	4	3		
16	112	FS84kg	Quarterfinals	RED	16	TEMREZOV N	AZE	4	1	PP	R 28 J 52 M 4
				BLUE	18	KETOEV G	RUS	4	3		
17	113	FS84kg	Semifinals	RED	4	BALCI S	TUR	0	0	PO	R 43 J 40 M 1
				BLUE	8	ABDUSALOMOV Y	TJK	4	3		
18	114	FS84kg	Semifinals	RED	11	MINDORASHVILI R	GEO	11	5	VT	R 52 J 37 M 1
				BLUE	18	KETOEV G	RUS	5	0		

Legend:			
Clas.Pts	Classification Points	FS	Men's Freestyle
J	Judge	M	Mat chairman
No	Number	PO	Decision by Points - the loser without technical point
PP	Decision by Points - the loser with technical points	R	Referee
Res	Results	SP	Victory by Technical Superiority with the loser scoring technical points
Tech.Pts	Technical Points	VT	Victory by Fall



SESSION RESULTS

比赛单元成绩 / RÉSULTATS DE SESSION

SESSION 5 - MAT B

Order	Bout No	Style/ Weight Category	Phase	Colour	Draw No	Name	NOC Code	Tech. Pts	Clas. Pts	Res. Code	Officials
1	115	FS96kg	1/16 Finals	RED	14	GAZYUMOV K	AZE	6	3	PO	R 14 J 41 M 5
				BLUE	15	GUCMAN M	POL	0	0		
2	116	FS96kg	1/16 Finals	RED	16	KURBANOV K	UZB	4	3	PP	R 20 J 17 M 2
				BLUE	17	ZILBERMAN D	CAN	1	1		
3	117	FS96kg	1/16 Finals	RED	18	KISS GS	HUN	10	3	PP	R 23 J 26 M 8
				BLUE	19	CEBAN N	MDA	3	1		
4	118	FS96kg	1/8 Finals	RED	1	EMARA S	EGY	5	1	PP	R 32 J 35 M 2
				BLUE	2	ABRAHIMI S	IRI	6	3		
5	119	FS96kg	1/8 Finals	RED	3	KRUPNYAKOV A	KGZ	0	0	PO	R 29 J 38 M 5
				BLUE	4	GOGSHELIDZE G	GEO	2	3		
6	120	FS96kg	1/8 Finals	RED	5	VIVENES L	VEN	0	0	PO	R 41 J 44 M 8
				BLUE	6	TIGIYEV T	KAZ	9	3		
7	121	FS96kg	1/8 Finals	RED	7	BATISTA M	CUB	0	5	VA	R 23 J 50 M 5
				BLUE	8	CORMIER D	USA	0	0		
8	122	FS96kg	1/8 Finals	RED	9	KEHRER S	GER	1	1	PP	R 47 J 14 M 2
				BLUE	10	KOC H	TUR	2	3		
9	123	FS96kg	1/8 Finals	RED	11	TIBILOV G	UKR	1	1	PP	R 53 J 20 M 8
				BLUE	12	MURADOV S	RUS	2	3		
10	124	FS96kg	1/8 Finals	RED	13	AKA AKESSE V	FRA	0	0	PO	R 41 J 14 M 8
				BLUE	14	GAZYUMOV K	AZE	8	3		
11	125	FS96kg	1/8 Finals	RED	16	KURBANOV K	UZB	9	3	PP	R 44 J 32 M 2
				BLUE	18	KISS GS	HUN	5	1		
12	126	FS96kg	Quarterfinals	RED	2	ABRAHIMI S	IRI	0	0	PO	R 11 J 28 M 5
				BLUE	4	GOGSHELIDZE G	GEO	4	3		
13	127	FS96kg	Quarterfinals	RED	6	TIGIYEV T	KAZ	3	3	PO	R 35 J 17 M 8
				BLUE	7	BATISTA M	CUB	0	0		
14	128	FS96kg	Quarterfinals	RED	10	KOC H	TUR	0	0	PO	R 29 J 11 M 2
				BLUE	12	MURADOV S	RUS	3	3		
15	129	FS96kg	Quarterfinals	RED	14	GAZYUMOV K	AZE	10	3	PO	R 14 J 53 M 8
				BLUE	16	KURBANOV K	UZB	0	0		
16	130	FS96kg	Semifinals	RED	4	GOGSHELIDZE G	GEO	2	1	PP	R 38 J 17 M 5
				BLUE	6	TIGIYEV T	KAZ	3	3		
17	131	FS96kg	Semifinals	RED	12	MURADOV S	RUS	3	3	PP	R 41 J 14 M 8
				BLUE	14	GAZYUMOV K	AZE	1	1		

Legend:

Clas.Pts Classification Points
J Judge
No Number
PP Decision by Points - the loser with technical points
Res Results
VA Victory by Withdrawal

FS Men's Freestyle
M Mat chairman
PO Decision by Points - the loser without technical point
R Referee
Tech.Pts Technical Points



SESSION RESULTS

比赛单元成绩 / RÉSULTATS DE SESSION

SESSION 5 - MAT C

Order	Bout No	Style/ Weight Category	Phase	Colour	Draw No	Name	NOC Code	Tech. Pts	Clas. Pts	Res. Code	Officials
1	132	FS120kg	1/16 Finals	RED	13	MOCCO S	USA	4	3	PO	R 12 J 15 M 3
				BLUE	14	TOMER R	IND	0	0		
2	133	FS120kg	1/16 Finals	RED	15	BARTNICKI B	POL	3	1	PP	R 18 J 24 M 6
				BLUE	16	LIANG L	CHN	3	3		
3	134	FS120kg	1/16 Finals	RED	17	BOYADZHIEV B	BUL	0	0	PO	R 33 J 36 M 9
				BLUE	18	AKHMEDOV B	RUS	4	3		
4	135	FS120kg	1/16 Finals	RED	19	LANGOWSKI L	MEX	0	0	ST	R 27 J 30 M 3
				BLUE	20	MASOUMI F	IRI	12	4		
5	136	FS120kg	1/8 Finals	RED	1	ISAYEV A	AZE	3	1	PP	R 6 J 39 M 3
				BLUE	2	TAYMAZOV A	UZB	6	3		
6	137	FS120kg	1/8 Finals	RED	3	CHINTOAN RD	ROU	0	0	PO	R 45 J 48 M 9
				BLUE	4	RODRIGUEZ D	CUB	9	3		
7	138	FS120kg	1/8 Finals	RED	5	MUSULBES D	SVK	9	3	PO	R 51 J 54 M 6
				BLUE	6	SEIWARI W	NGR	0	0		
8	139	FS120kg	1/8 Finals	RED	7	TEMENGIL F	PLW	1	1	PP	R 42 J 12 M 3
				BLUE	8	AUBELI O	HUN	11	3		
9	140	FS120kg	1/8 Finals	RED	9	KIM JG	KOR	1	1	PP	R 15 J 18 M 9
				BLUE	10	MUTALIMOV M	KAZ	3	3		
10	141	FS120kg	1/8 Finals	RED	11	ISHCHENKO I	UKR	3	1	PP	R 21 J 27 M 6
				BLUE	12	POLATCI MA	TUR	2	3		
11	142	FS120kg	1/8 Finals	RED	13	MOCCO S	USA	4	3	PO	R 33 J 30 M 3
				BLUE	16	LIANG L	CHN	0	0		
12	143	FS120kg	1/8 Finals	RED	18	AKHMEDOV B	RUS	4	5	VT	R 6 J 42 M 9
				BLUE	20	MASOUMI F	IRI	0	0		
13	144	FS120kg	Quarterfinals	RED	2	TAYMAZOV A	UZB	7	3	PP	R 36 J 54 M 3
				BLUE	4	RODRIGUEZ D	CUB	1	1		
14	145	FS120kg	Quarterfinals	RED	5	MUSULBES D	SVK	4	3	PP	R 24 J 21 M 6
				BLUE	8	AUBELI O	HUN	1	1		
15	146	FS120kg	Quarterfinals	RED	10	MUTALIMOV M	KAZ	4	3	PP	R 9 J 45 M 6
				BLUE	12	POLATCI MA	TUR	2	1		
16	147	FS120kg	Quarterfinals	RED	13	MOCCO S	USA	1	1	PP	R 39 J 51 M 3
				BLUE	18	AKHMEDOV B	RUS	3	3		
17	148	FS120kg	Semifinals	RED	2	TAYMAZOV A	UZB	2	3	PO	R 48 J 27 M 9
				BLUE	5	MUSULBES D	SVK	0	0		
18	149	FS120kg	Semifinals	RED	10	MUTALIMOV M	KAZ	0	0	PO	R 33 J 54 M 6
				BLUE	18	AKHMEDOV B	RUS	7	3		

Legend:			
Clas.Pts	Classification Points	FS	Men's Freestyle
J	Judge	M	Mat chairman
No	Number	PO	Decision by Points - the loser without technical point
PP	Decision by Points - the loser with technical points	R	Referee
Res	Results	ST	Great Superiority - a difference of 6 points - the loser without points
Tech.Pts	Technical Points	VT	Victory by Fall



SESSION RESULTS

比赛单元成绩 / RÉSULTATS DE SESSION

SESSION 6 - MAT A

Order	Bout No	Style/ Weight Category	Phase	Colour	Draw No	Name	NOC Code	Tech. Pts	Clas. Pts	Res. Code	Officials
1	150	FS84kg	Repechage Round 2	RED	7	KUMAR S	AUS	0	0	PO	R 49 J 43 M 1
				BLUE	6	DANKO T	UKR	9	3		
2	151	FS84kg	Repechage Round 2	RED	12	BICHINASHVILI D	GER	4	3	PP	R 37 J 31 M 55
				BLUE	10	YENOKYAN H	ARM	3	1		

Legend:

Clas.Pts Classification Points

J Judge

No Number

PP Decision by Points - the loser with technical points

Res Results

FS Men's Freestyle

M Mat chairman

PO Decision by Points - the loser without technical point

R Referee

Tech.Pts Technical Points



SESSION RESULTS
比赛单元成绩 / RÉSULTATS DE SESSION

SESSION 6 - MAT B

Order	Bout No	Style/ Weight Category	Phase	Colour	Draw No	Name	NOC Code	Tech. Pts	Clas. Pts	Res. Code	Officials
1	152	FS96kg	Repechage Round 2	RED	5	VIVENES L	VEN	1	1	PP	R 50 J 38 M 5
				BLUE	7	BATISTA M	CUB	3	3		
2	153	FS96kg	Repechage Round 2	RED	11	TIBILOV G	UKR	4	3	PP	R 32 J 20 M 2
				BLUE	10	KOC H	TUR	1	1		
3	157	FS84kg	Bronze Medals	RED	6	DANKO T	UKR	3	3	PO	R 48 J 24 M 9
				BLUE	4	BALCI S	TUR	0	0		
4	158	FS84kg	Bronze Medals	RED	12	BICHINASHVILI D	GER	4	1	PP	R 53 J 54 M 55
				BLUE	18	KETOEV G	RUS	5	3		
5	159	FS84kg	Finals	RED	8	ABDUSALOMOV Y	TJK	3	1	PP	R 15 J 27 M 3
				BLUE	11	MINDORASHVILI R	GEO	9	3		
6	160	FS96kg	Bronze Medals	RED	7	BATISTA M	CUB	0	0	VT	R 5 J 17 M 8
				BLUE	4	GOGSHELIDZE G	GEO	5	5		
7	161	FS96kg	Bronze Medals	RED	11	TIBILOV G	UKR	0	0	PO	R 23 J 39 M 1
				BLUE	14	GAZYUMOV K	AZE	7	3		
8	162	FS96kg	Finals	RED	6	TIGIYEV T	KAZ	0	0	PO	R 46 J 8 M 2
				BLUE	12	MURADOV S	RUS	2	3		
9	163	FS120kg	Bronze Medals	RED	4	RODRIGUEZ D	CUB	2	1	PP	R 31 J 10 M 8
				BLUE	5	MUSULBES D	SVK	8	3		
10	164	FS120kg	Bronze Medals	RED	20	MASOUMI F	IRI	4	1	PP	R 33 J 16 M 5
				BLUE	10	MUTALIMOV M	KAZ	9	3		
11	165	FS120kg	Finals	RED	2	TAYMAZOV A	UZB	4	3	PO	R 41 J 38 M 4
				BLUE	18	AKHMEDOV B	RUS	0	0		

Legend:			
Clas.Pts	Classification Points	FS	Men's Freestyle
J	Judge	M	Mat chairman
No	Number	PO	Decision by Points - the loser without technical point
PP	Decision by Points - the loser with technical points	R	Referee
Res	Results	Tech.Pts	Technical Points
VT	Victory by Fall		



SESSION RESULTS

比赛单元成绩 / RÉSULTATS DE SESSION

SESSION 6 - MAT C

Order	Bout No	Style/ Weight Category	Phase	Colour	Draw No	Name	NOC Code	Tech. Pts	Clas. Pts	Res. Code	Officials
1	154	FS120kg	Repechage Round 1	RED	17	BOYADZHIEV B	BUL	3	1	PP	R 12 J 42 M 3
				BLUE	20	MASOUMI F	IRI	6	3		
2	155	FS120kg	Repechage Round 2	RED	1	ISAYEV A	AZE	0	0	VT	R 27 J 51 M 6
				BLUE	4	RODRIGUEZ D	CUB	5	5		
3	156	FS120kg	Repechage Round 2	RED	20	MASOUMI F	IRI	7	3	PP	R 21 J 36 M 9
				BLUE	13	MOCCO S	USA	2	1		

Legend:

Clas.Pts Classification Points
J Judge
No Number
R Referee
Tech.Pts Technical Points

FS Men's Freestyle
M Mat chairman
PP Decision by Points - the loser with technical points
Res Results
VT Victory by Fall



TOURNAMENT STATISTICS

比赛技术统计 / STATISTIQUES DU TOURNOI

19 AUG - 21 AUG 2008

Weight Category	VT	VA	VB	VF	EV	EX	ST	SP	PP	PO	E2
55kg	2 8.7%	0 0.0%	0 0.0%	0 0.0%	0 0.0%	0 0.0%	1 4.3%	0 0.0%	13 56.5%	7 30.4%	0 0.0%
60kg	1 4.3%	0 0.0%	0 0.0%	0 0.0%	0 0.0%	0 0.0%	0 0.0%	0 0.0%	12 52.2%	10 43.5%	0 0.0%
66kg	1 4.0%	0 0.0%	0 0.0%	0 0.0%	0 0.0%	0 0.0%	0 0.0%	0 0.0%	18 72.0%	6 24.0%	0 0.0%
74kg	4 16.0%	0 0.0%	0 0.0%	0 0.0%	0 0.0%	0 0.0%	0 0.0%	0 0.0%	14 56.0%	7 28.0%	0 0.0%
84kg	2 8.7%	0 0.0%	0 0.0%	0 0.0%	0 0.0%	0 0.0%	0 0.0%	1 4.3%	12 52.2%	8 34.8%	0 0.0%
96kg	1 4.5%	1 4.5%	0 0.0%	0 0.0%	0 0.0%	0 0.0%	0 0.0%	0 0.0%	10 45.5%	10 45.5%	0 0.0%
120kg	2 8.3%	0 0.0%	0 0.0%	0 0.0%	0 0.0%	0 0.0%	1 4.2%	0 0.0%	13 54.2%	8 33.3%	0 0.0%
TOTAL	13 7.9%	1 0.6%	0 0.0%	0 0.0%	0 0.0%	0 0.0%	2 1.2%	1 0.6%	92 55.8%	56 33.9%	0 0.0%

Legend:

E2 Both wrestlers have been disqualified due to infringement of the rules
EX 3 Cautions '0' due to error against the rules
PP Decision by Points - the loser with technical points
ST Great Superiority - a difference of 6 points - the loser without points
VB Victory by Injury
VT Victory by Fall

EV Disqualification from the whole competition due to infringement of the rules
PO Decision by Points - the loser without technical point
SP Victory by Technical Superiority with the loser scoring technical points
VA Victory by Withdrawal
VF Victory by Forfeit



FINAL CLASSIFICATION BY WEIGHT CATEGORY As of 21 AUG 2008
各级别最后排名 / CLASSIFICATION FINALE PAR CATÉGORIE DE POIDS

Rank	Name	NOC Code	Rank	Name	NOC Code
55kg			66kg		
Gold	CEJUDO Henry	USA	Gold	SAHIN Ramazan	TUR
Silver	MATSUNAGA Tomohiro	JPN	Silver	STADNIK Andriy	UKR
Bronze	KUDUKHOV Besik	RUS	Bronze	KUMAR Sushil	IND
Bronze	VELIKOV Radoslav	BUL	Bronze	TUSHISHVILI Otar	GEO
5	MANSUROV Dilshod	UZB	5	GARZON Geandry	CUB
5	SEVDIMOV Namig	AZE	5	SPIRIDONOV Leonid	KAZ
7	GADZHIEV Rizvan	BLR	7	FARNIEV Irbek	RUS
8	GOCHASHVILI Besarion	GEO	8	BUYANJAV Batzorig	MGL
9	KIM Hyo-Sub	KOR	9	BATYROV Albert	BLR
10	DABBAGHI Abbas	IRI	10	TAGHAVI Mehdi	IRI
11	AKGUL Sezar	TUR	11	BARZAKOV Serafim	BUL
12	YANG Kyong Il	PRK	12	AZIZOV Emin	AZE
13	SANCHEZ Francisco Jav.	ESP	13	IKEMATSU Kazuhiko	JPN
14	SERRANO Fredy	COL	14	SCHWAB Doug	USA
15	DIATTA Adama	SEN	15	YANG Chun Song	PRK
16	BAYARAA Naranbaatar	MGL	16	VERANES GARCIA H.	CAN
16	MUKHTARBEKULY Z.	KAZ	17	JUNG Young-Ho	KOR
18	TOARCA Petru	ROU	18	MARKOSYAN Suren	ARM
19	PEREZ Maikel	CUB	19	BARNES Heinrich	RSA
			20	WANG Qiang	CHN
			21	SARRASIN Gregory	SUI
60kg			74kg		
Gold	BATIROV Mavlet	RUS	Gold	SAYTIEV Buvaysa	RUS
Silver	FEDORYSHYN Vasyi	UKR	Silver	TIGIEV Soslan	UZB
Bronze	MOHAMMADI Seyedmorad	IRI	Bronze	GAIDAROV Murad	BLR
Bronze	YUMOTO Kenichi	JPN	Bronze	TERZIEV Kiril	BUL
5	BAZARGURUEV Bazar	KGZ	5	FUNDORA Ivan	CUB
5	HUSEYNOV Zelimkhan	AZE	5	STEFAN Gheorghita	ROU
7	RAMAZANOV Muzad	MKD	7	ASKREN Ben	USA
8	QUINTANA Yandro	CUB	8	GITINOV Arsen	KGZ
9	DUTT Yogeshwar	IND	9	BENTINIDIS Emzarios	GRE
10	AZARBAYJANI Saeed	CAN	10	GULHAN Ahmet	TUR
11	ODABASI Tevfik	TUR	11	CHO Byung-Kwan	KOR
12	ORAZGALIYEV Baurzhan	KAZ	12	SAGHIRASHVILI Gela	GEO
13	QIN He	CHN	13	SI Riguleng	CHN
14	KIM Jong-Dae	KOR	14	ALDATOV Ibragim	UKR
15	KORYAKIN Vitaly	TJK	15	CHAMSULVARAYEV C.	AZE
16	PRIZRENI Sahit	ALB	16	BRZOZOWSKI Krystian	POL
17	BERBERYAN Martin	ARM	17	MIDANA Augusto	GBS
18	MADANI Hassan	EGY	18	GENTRY Matt	CAN
19	ZADICK Mike	USA	19	JOUKAR Meisam	IRI
			20	VEREB Istvan	HUN
			21	ABDO Ali	AUS



FINAL CLASSIFICATION BY WEIGHT CATEGORY As of 21 AUG 2008
各级别最后排名 / CLASSIFICATION FINALE PAR CATÉGORIE DE POIDS

Rank	Name	NOC Code	Rank	Name	NOC Code
84kg			120kg		
Gold	MINDORASHVILI Revazi	GEO	Gold	TAYMAZOV Artur	UZB
Silver	ABDUSALOMOV Yusup	TJK	Silver	AKHMEDOV Bakhtiyar	RUS
Bronze	DANKO Taras	UKR	Bronze	MUSULBES David	SVK
Bronze	KETOEV Georgy	RUS	Bronze	MUTALIMOV Marid	KAZ
5	BALCI Serhat	TUR	5	MASOUMI Fardin	IRI
5	BICHINASHVILI Davyd	GER	5	RODRIGUEZ Disney	CUB
7	TEMREZOV Novruz	AZE	7	MOCCO Steve	USA
8	YENOKYAN Harutyun	ARM	8	AUBELI Otto	HUN
9	SOKHIEV Zaurbek	UZB	9	POLATCI Mehmet Aydin	TUR
10	SALAS Reineris	CUB	10	LIANG Lei	CHN
11	YAZDANI Reza	IRI	11	ISHCHENKO Ivan	UKR
12	HROVAT Andy	USA	12	BARTNICKI Bartlomiej	POL
13	LALIYEV Gennadiy	KAZ	13	BOYADZHIEV Bozhidar	BUL
14	WANG Ying	CHN	14	ISAYEV Ali	AZE
15	CROSS Travis	CAN	15	KIM Jae-Gang	KOR
16	HORBIK Radoslaw	POL	16	TEMENGIL Florian	PLW
17	GANZORIG Chagnaadorj	MGL	17	TOMER Rajiv	IND
18	RHIMI Adnan	TUN	18	CHINTOAN Rares Daniel	ROU
19	MOSQUERA Jarlis	COL	18	SEIWARI Wilson	NGR
20	KUMAR Sandeep	AUS	20	LANGOWSKI Lawrence	MEX
96kg					
Gold	MURADOV Shirvani	RUS			
Silver	TIGIYEV Taimuraz	KAZ			
Bronze	GAZYUMOV Khetag	AZE			
Bronze	GOGSHELIDZE George	GEO			
5	BATISTA Michel	CUB			
5	TIBILOV Georgii	UKR			
7	KURBANOV Kurban	UZB			
8	KISS Gergely Sandor	HUN			
9	KOC Hakan	TUR			
10	ABRAHIMI Saeid	IRI			
11	EMARA Saleh	EGY			
12	CEBAN Nicolai	MDA			
13	KEHRER Stefan	GER			
14	ZILBERMAN David	CAN			
15	VIVENES Luis	VEN			
16	KRUPNYAKOV Aleksey	KGZ			
17	GUCCMAN Mateusz	POL			
18	AKA AKESSE Vincent	FRA			
19	CORMIER Daniel	USA			



FILA MEDAL STANDINGS As of 21 AUG 2008
国际摔跤联合会奖牌榜 / CLASSEMENT DES MÉDAILLES FILA
AFTER 18 OF 18 EVENTS

Rank	NOC	Greco-Roman				Women's Freestyle				Men's Freestyle				Total				Rank by Total Medals
		G	S	B	Tot	G	S	B	Tot	G	S	B	Tot	G	S	B	Tot	
1	RUS - Russian Federation	3	1		4				1	3	1	2	6	6	3	2	11	1
2	JPN - Japan					2	1	1	4		1	1	2	2	2	2	6	2
3	GEO - Georgia	1			1					1		2	3	2		2	4	=5
4	CHN - People's Republic of China		1		1	1	1		2					1	2		3	=8
5	UZB - Uzbekistan									1	1		2	1	1		2	=10
6	USA - United States of America			1	1			1	1	1			1	1		2	3	=8
7	CAN - Canada					1		1	2					1		1	2	=10
7	FRA - France	1		1	2									1		1	2	=10
7	TUR - Turkey			1	1					1			1	1		1	2	=10
10	CUB - Cuba	1			1									1			1	=17
10	ITA - Italy	1			1									1			1	=17
12	UKR - Ukraine			1	1			1	1		2	1	3		2	3	5	=3
13	AZE - Azerbaijan Republic		2		2			1	1			1	1		2	2	4	=5
14	KAZ - Kazakhstan			2	2			1	1		1	1	2		1	4	5	=3
15	BUL - Bulgaria			1	1		1		1			2	2		1	3	4	=5
16	KGZ - Kyrgyzstan		1	1	2										1	1	2	=10
17	GER - Germany		1		1										1		1	=17
17	HUN - Hungary		1		1										1		1	=17
17	TJK - Tajikistan										1		1		1		1	=17
20	ARM - Armenia			2	2											2	2	=10
20	BLR - Belarus			1	1							1	1			2	2	=10
22	COL - Colombia							1	1							1	1	=17
22	IND - India											1	1			1	1	=17
22	IRI - Islamic Republic of Iran											1	1			1	1	=17
22	KOR - Korea			1	1											1	1	=17
22	LTU - Lithuania			1	1											1	1	=17
22	POL - Poland							1	1							1	1	=17
22	SVK - Slovakia											1	1			1	1	=17
	Total	7	7	13	27	4	4	8	16	7	7	14	28	18	18	35	71	

Legend:
= Equal sign indicates that two or more NOCs share the same rank by total
Tot Total
B Bronze G Gold S Silver