

UNIVERSITY OF NOTRE DAME MEN'S SOCCER 2016 MEDIA SUPPLEMENT



YEAR-BY-YEAR BREAKDOWN



Year	Coach	Record	Pct.	Conf./Finish	Conference	NCAA Results & Record
					Tournament	
1977	Rich Hunter	16-1-1	.917	(Ind.)	--	--
1978	Rich Hunter	21-3-1	.860	(Ind.)	--	--
1979	Rich Hunter	20-10-1	.661	(Ind.)	--	--
1980	Rich Hunter	20-7-0	.741	(Ind.)	--	--
1981	Rich Hunter	16-3-3	.795	(Ind.)	--	--
1982	Rich Hunter	17-4-2	.783	(Ind.)	--	--
1983	Rich Hunter	18-5-0	.783	(Ind.)	--	--
1984	Dennis Grace	12-6-2	.650	(Ind.)	--	--
1985	Dennis Grace	7-11-4	.409	(Ind.)	--	--
1986	Dennis Grace	13-7-2	.636	(Ind.)	--	--
1987	Dennis Grace	17-3-1	.833	(Ind.)	--	--
1988	Dennis Grace	17-4-2	.783	(MCC)	Champion	First Round (0-1)
1989	Dennis Grace	10-7-3	.575	(MCC) 5-0-1/1st (Division)	Semifinals	--
1990	Mike Berticelli	4-11-3	.306	(MCC) 2-5-1/7th	Quarterfinals	--
1991	Mike Berticelli	13-5-2	.700	(MCC) 4-1-1/2nd	Runner-up	--
1992	Mike Berticelli	10-7-2	.579	(MCC) 4-2-1/3rd	Semifinals	--
1993	Mike Berticelli	15-6-0	.714	(MCC) 5-1-0/1st	Champion	First Round (0-1)
1994	Mike Berticelli	12-10-2	.542	(MCC) 4-4-0/4th (Division)	Champion	First Round (0-1)
1995	Mike Berticelli	9-10-0	.474	(BE) 4-7-0/T-10th	--	--
1996	Mike Berticelli	14-7-2	.652	(BE) 6-3-2/3rd	Champion	Round of 16 (1-1)
1997	Mike Berticelli	10-9-2	.524	(BE) 5-5-1/T-5th	Semifinals	--
1998	Mike Berticelli	9-6-3	.583	(BE) 5-4-2/7th	Quarterfinals	--
1999	Mike Berticelli	8-9-3	.475	(BE) 4-5-2/T-8th	Quarterfinals	--
2000	Chris Apple	7-8-2	.471	(BE) 4-7-0/9th	--	--
2001	Bobby Clark	12-7-0	.632	(BE) 7-3-0/T-2nd	Semifinals	First Round (0-1)
2002	Bobby Clark	12-6-3	.643	(BE) 6-3-1/4th	Quarterfinals	Round of 32 (1-1)
2003	Bobby Clark	16-3-4	.783	(BE) 6-3-1/3rd	Champion	Round of 16 (1-0-1)*
2004	Bobby Clark	13-3-3	.763	(BE) 8-1-1/1st	Quarterfinals	Round of 32 (0-1)*
2005	Bobby Clark	12-8-3	.587	(BE) 6-4-1/T-3rd (Division)	Quarterfinals	Round of 16 (2-1)
2006	Bobby Clark	15-6-2	.696	(BE) 8-3-0/3rd (Division)	Quarterfinals	Quarterfinals (2-1)*
2007	Bobby Clark	14-5-5	.688	(BE) 7-0-4/T-1st (Division)	Runner-up	Quarterfinals (2-1)*
2008	Bobby Clark	12-7-2	.619	(BE) 7-2-2/1st (Division)	Semifinals	Round of 32 (0-1)*
2009	Bobby Clark	11-8-4	.565	(BE) 8-3-0/2nd (Division)	Runner-up	Round of 32 (1-1)
2010	Bobby Clark	10-6-4	.600	(BE) 6-2-1/2nd (Division)	Semifinals	Round of 32 (0-1)*
2011	Bobby Clark	9-5-4	.611	(BE) 5-3-1/4th (Division)	First Round	--
2012	Bobby Clark	17-4-1	.795	(BE) 5-2-1/3rd (Division)	Champion	Round of 16 (1-1)*
2013	Bobby Clark	17-1-6	.833	(ACC) 7-1-3/T-1st	Semifinals	Champion (5-0)*
2014	Bobby Clark	12-5-4	.667	(ACC) 6-1-1/1st	Semifinals	Round of 16 (1-1)*
2015	Bobby Clark	11-5-6	.636	(ACC) 4-2-2/T-2nd	Runner-up	Round of 16 (0-1-1)*
Totals		508-238-94	.661	7 titles	6 titles	1 title 18 appearances (17-16-2)

Ind. – Independent

MCC – Midwestern Collegiate Conference

BE – BIG EAST Conference

ACC – Atlantic Coast Conference

Division – The conference had two divisions during that season

Note – The NCAA Championship field was comprised of 24 teams when the Fighting Irish debuted in the postseason in 1988. The field expanded to 32 teams prior to the 1992 season. The field increased to its current number of 48 squads for the 2001 campaign.

* – Indicates the Irish received a seed and a first-round bye in the NCAA Championship. Refer to page 17 for additional NCAA Championship information.



YEAR-BY-YEAR STATISTICS

Year	Coach	Record	Pct.	Goals		Shots		Corners		Home	Away	Neutral
				For	Ag.	For	Ag.	For	Ag.			
1977	Rich Hunter	16-1-1	.917	61	19	394	190	96	37	9-1-0	7-0-1	0-0-0
1978	Rich Hunter	21-3-1	.860	116	32	719	222	197	83	14-0-0	7-3-1	0-0-0
1979	Rich Hunter	20-10-1	.661	99	35	801	392	201	147	9-3-1	10-7-0	1-0-0
1980	Rich Hunter	20-7-0	.741	73	32	775	359	152	88	12-1-1	8-6-0	0-0-0
1981	Rich Hunter	16-3-3	.795	92	18	637	228	144	88	12-1-0	4-2-2	0-0-0
1982	Rich Hunter	17-4-2	.783	78	23	550	223	132	69	9-1-1	8-2-0	0-1-1
1983	Rich Hunter	18-5-0	.783	85	16	590	149	148	58	11-1-0	6-4-0	1-0-0
1984	Dennis Grace	12-6-2	.650	54	36	357	173	183	64	7-2-0	5-4-2	0-0-0
1985	Dennis Grace	7-11-4	.409	44	58	311	330	146	108	2-4-2	4-7-1	1-0-1
1986	Dennis Grace	13-7-2	.636	56	25	361	227	151	67	6-1-1	7-6-1	0-0-0
1987	Dennis Grace	17-3-1	.833	55	22	275	156	167	79	10-0-0	5-2-1	2-1-0
1988	Dennis Grace	17-4-2	.783	67	23	296	215	183	101	8-0-0	4-4-2	5-0-0
1989	Dennis Grace	10-7-3	.575	43	30	248	220	160	74	5-3-2	4-3-0	1-1-1
1990	Mike Berticelli	4-11-3	.306	24	32	190	254	77	73	4-2-1	0-7-2	0-2-0
1991	Mike Berticelli	13-5-2	.700	48	17	270	165	88	69	6-2-1	5-2-0	2-1-1
1992	Mike Berticelli	10-7-2	.579	39	23	318	188	97	104	6-1-0	3-3-2	1-3-0
1993	Mike Berticelli	15-6-0	.714	49	21	285	226	121	98	5-3-0	7-2-0	3-1-0
1994	Mike Berticelli	12-10-2	.542	53	27	361	246	138	121	11-3-1	1-6-0	0-1-1
1995	Mike Berticelli	9-10-0	.474	45	39	310	264	95	114	8-3-0	1-7-0	0-0-0
1996	Mike Berticelli	14-7-2	.652	33	18	296	305	154	98	7-1-2	6-6-0	1-0-0
1997	Mike Berticelli	10-9-2	.524	38	27	248	229	98	82	6-4-0	4-4-2	0-1-0
1998	Mike Berticelli	9-6-3	.583	29	20	258	229	97	106	5-1-2	4-5-1	0-0-0
1999	Mike Berticelli	8-9-3	.475	27	25	285	242	113	85	7-3-0	1-5-3	0-1-0
2000	Chris Apple	7-8-2	.471	19	21	271	151	104	59	4-4-0	2-4-2	1-0-0
2001	Bobby Clark	12-7-0	.632	33	19	294	202	108	60	7-1-0	5-4-0	0-2-0
2002	Bobby Clark	12-6-3	.643	40	21	331	203	150	81	8-2-1	3-4-2	1-0-0
2003	Bobby Clark	16-3-4	.783	38	16	351	210	136	75	7-2-1	5-1-1	4-0-2
2004	Bobby Clark	13-3-3	.763	29	9	341	168	118	62	8-0-2	3-2-1	2-1-0
2005	Bobby Clark	12-8-3	.587	29	20	340	278	131	91	6-3-2	5-4-1	1-1-0
2006	Bobby Clark	15-6-2	.696	45	19	383	249	137	88	9-2-1	6-4-0	0-0-1
2007	Bobby Clark	14-5-5	.688	36	21	377	282	136	90	7-1-3	5-3-2	2-1-0
2008	Bobby Clark	12-7-2	.619	41	23	311	258	125	89	9-1-1	2-4-1	1-2-0
2009	Bobby Clark	11-8-4	.565	33	24	342	236	145	100	6-4-1	5-3-0	0-1-3
2010	Bobby Clark	10-6-4	.600	30	19	372	274	147	110	8-2-1	2-2-2	0-2-1
2011	Bobby Clark	9-5-4	.611	27	16	308	239	111	77	4-2-4	4-2-0	1-1-0
2012	Bobby Clark	17-4-1	.795	52	20	412	244	135	102	9-1-0	4-3-1	4-0-0
2013	Bobby Clark	17-1-6	.833	47	18	395	236	138	114	8-1-3	6-0-1	3-0-2
2014	Bobby Clark	12-5-4	.667	35	18	294	241	117	139	8-3-1	3-2-1	1-0-2
2015	Bobby Clark	11-5-6	.636	37	19	325	253	129	127	8-3-2	3-2-3	0-0-1
TOTALS		508-238-94	.661	1,879	921	14,257	8,903	5,076	3,350	295-73-38	174-140-39	39-24-17

Irish Head Coaches



Rich Hunter
1977-83



Dennis Grace
1984-89



Mike Berticelli
1990-99



Chris Apple
2000



Bobby Clark
2001-present

Notre Dame Coaching Records

Coach	Seasons	Years	Record	Pct.
Rich Hunter	7	1977-83	128-33-8	.781
Dennis Grace	6	1984-89	76-38-14	.648
Mike Berticelli	10	1990-99	104-80-19	.559
Chris Apple	1	2000	7-8-2	.471
Bobby Clark	15	2001-15	193-79-51	.676
ND Totals	39	1977-2015	508-238-94	.661



BOBBY CLARK

Head Coach

16th Season

Jordanhill College '67



BOBBY CLARK PROFILE

- **Hire Date:** Jan. 19, 2001
 - **Career Record*:** 346-142-76 (.681)
 - **Notre Dame Record*:** 193-79-51 (.676)
 - **Notre Dame 2013 NCAA Champion**
 - **College Cup Appearances:** 2
(Stanford 1998, Notre Dame 2013)
 - **NCAA Tournament Appearances:** 20
(2 Dartmouth, 4 Stanford, 14 Notre Dame)
 - **Hometown:** Glasgow, Scotland
 - **Education:** Physical Education
 - **Marital Status:** Wife - Bette
 - **Children:** Tommy, Jennifer and Jamie
- * - records prior to 2016 season

COACHING EXPERIENCE

1977-82	Youth Coach Aberdeen F.C. Scottish Premier League
1983-84	Director of Coaching Bulawayo Highlanders, Zimbabwe Super League
1985-93	Head Men's Coach Dartmouth College
1994-95	Head Coach New Zealand National Team
1996-2000	Head Men's Coach Stanford University
2001-present	Head Men's Coach University of Notre Dame

PLAYING EXPERIENCE

1962-65	Queens Park in the Scottish 2nd Division
1965-82	Aberdeen in the Scottish Premier League • 1970 Scottish Cup • 1976 League Cup • 1980 Premier League Champions
1967	Washington Whips, United Soccer Association
1970	Member of Scotland World Cup Qualifying Squad
1974	Member of Scotland World Cup Qualifying Squad
1976	San Antonio Thunder, North American Soccer League
1978	Member of Scotland World Cup Squad

Year-By-Year Collegiately With Bobby Clark

Year	School	Record	Postseason/Honors/Final Rankings
1985	Dartmouth	6-7-1	
1986	Dartmouth	9-3-3	
1987	Dartmouth	10-3-1	
1988	Dartmouth	10-4-0	Ivy League Champion
1989	Dartmouth	7-6-1	
1990	Dartmouth	14-2-2	NCAA Quarterfinals #8 ISAA, #16 Soccer America Ivy League Champion
1991	Dartmouth	6-6-3	
1992	Dartmouth	11-5-2	NCAA Quarterfinals Ivy League Champion NCAA Region I Coach of the Year New England Intercollegiate Soccer League Coach of the Year
1993	Dartmouth	9-6-0	
Dartmouth Totals		82-42-13 (.646) – 9 years	
1996	Stanford	10-4-4	MPSF Mountain Division Coach of the Year NCAA First Round #21 NSCAA NSCAA Far West Region Coach of the Year MPSF Mountain Division Coach of the Year
1997	Stanford	13-5-2	NCAA Runner-up #2 NSCAA
1998	Stanford	18-5-2	NCAA First Round #23 NSCAA
1999	Stanford	12-4-3	NCAA Quarterfinals #6 NSCAA Pac-10 Coach of the Year
2000	Stanford	18-3-1	
Stanford Totals		71-21-12 (.740) – 5 years	
2001	Notre Dame	12-7-0	NCAA First Round #18 NSCAA BIG EAST Coach of the Year
2002	Notre Dame	12-6-3	NCAA Second Round
2003	Notre Dame	16-3-4	NCAA Round of 16 #8 NSCAA
2004	Notre Dame	13-3-3	NCAA Second Round #17 NSCAA BIG EAST Coaching Staff of the Year
2005	Notre Dame	12-8-3	NCAA Round of 16 #15 NSCAA
2006	Notre Dame	15-6-2	NCAA Quarterfinals #6 NSCAA
2007	Notre Dame	14-5-5	NCAA Quarterfinals #6 NSCAA
2008	Notre Dame	12-7-2	NCAA Second Round #16 NSCAA
2009	Notre Dame	11-8-4	NCAA Second Round
2010	Notre Dame	10-6-4	NCAA Second Round #21 NSCAA
2011	Notre Dame	9-5-4	
2012	Notre Dame	17-4-1	NCAA Round of 16 #8 NSCAA
2013	Notre Dame	17-1-6	NCAA Champion #1 NSCAA NSCAA Division I Coach of the Year
2014	Notre Dame	12-5-4	NCAA Round of 16 #9 NSCAA
2015	Notre Dame	11-5-6	NCAA Round of 16 #8 NSCAA
Notre Dame Totals		193-79-51 (.676) – 15 seasons	
Collegiate Totals		346-142-76 (.681) – 29 seasons	



BOBBY CLARK VS. ALL OPPONENTS

Opponent	Record	
Air Force	0-0-1	Northern Illinois
Akron	3-1-1	Northwestern
Boston College.....	6-2-2	Oakland
Boston University	3-0-0	Ohio State.....
Bowling Green.....	1-0-0	Oregon State.....
Bradley.....	4-1-0	Pennsylvania.....
Brown	9-0-0	Plymouth State.....
Bucknell.....	1-0-0	Pittsburgh
California	5-1-2	Princeton
Cal Poly-San Luis Obispo	3-1-0	Providence.....
CS Fullerton	1-0-2	Rider
CS Hayward	1-0-0	Rutgers.....
CS Northridge.....	1-1-0	Sacramento State.....
Central Connecticut	2-0-0	Saint Louis
Chico State.....	1-0-0	San Diego
Cincinnati.....	2-3-1	San Diego State
Clemson.....	3-2-1	San Francisco.....
Cleveland State.....	2-0-1	San Jose State.....
Columbia	4-5-1	Santa Clara.....
Connecticut	8-11-4	Seattle.....
Cornell.....	6-3-1	Seton Hall
Creighton.....	2-1-1	South Florida
Dartmouth.....	4-2-1	SMU
Dayton	1-0-0	Southwest Missouri State.....
Denver	1-0-1	St. John's
DePaul	4-0-0	St. Mary's (Calif.)
Drake	2-0-0	Syracuse
Duke	6-0-0	TCU.....
Evansville.....	1-0-0	Tulsa.....
Fresno State	1-0-0	UAB.....
Furman	1-1-0	UC Irvine
Georgetown.....	11-3-2	UC Santa Barbara.....
Gonzaga.....	0-1-0	UCLA
Green Bay	1-0-0	UNLV
Hartford	1-1-0	VCU
Harvard.....	8-4-1	Vermont.....
Illinois-Chicago.....	2-0-0	Villanova
Indiana	9-10-1	Virginia
IUPUI	1-0-0	Virginia Tech
Kentucky.....	0-1-0	Wake Forest
Louisville	7-4-1	Washington
Loyola (Chicago).....	2-0-0	West Virginia.....
Maine.....	1-0-2	Western Kentucky
Marquette.....	10-1-1	Williams.....
Maryland	3-3-2	Wisconsin.....
Massachusetts.....	6-2-1	Wisconsin-Milwaukee.....
Michigan	7-2-3	Xavier.....
Michigan State	10-3-2	Yale
Middlebury.....	1-2-0	
New Hampshire.....	8-1-0	
New Hampshire College.....	1-0-0	
New Mexico	1-1-0	
North Carolina	1-1-1	
North Carolina State	1-0-1	

***bold** indicates 2016 opponent

Goals

Game:
5 Bill Lanza vs. DePaul, 1993

Half:
4 Kevin Lovejoy vs. St. Joseph's, 1978

Season:
29 Kevin Lovejoy, 1978

Career:
67 Kevin Lovejoy, 1978-80

Team/Game:
13 vs. Valparaiso, 1978

Team/Season:
116 in 1978

Most Allowed/Game:
8 vs. Akron, 1985

Most Allowed/Season:
58 in 1978

Shots Attempted

Game:
11 Patrick Hodan at Northwestern, 2015
11 Richard Herdegen vs. Bethel, 1983
11 Joseph Lapira (twice)
vs. West Virginia, 2005
vs. Syracuse, 2006

Season:
124 Kevin Lovejoy, 11980

Team/Game:
65 vs. St. Joseph's, 1979

Points

Game:
10 Bill Lanza vs. DePaul, 1993

Season:
63 Kevin Lovejoy, 1978

Career:
153 Kevin Lovejoy, 1978-80

Team/Game:
37 vs. Valparaiso, 1978
(13 goals, 11 assists)
vs. St. Joseph's, 1978
(12 goals, 13 assists)

Team/Season:
327 in 1978

Assists

Game:
4 Nick Schneeman
vs. Valparaiso, 1978
Tom Daley vs. Bethel, 1983

Half:
4 Nick Schneeman
vs. Valparaiso, 1978

Season:
17 Randy Morris, 1987

Career:
40 Randy Morris, 1985-88

Team/Game:
13 vs. Valparaiso, 1978

Team/Season:
95 in 1987

Games Played

Season:
29 Mike Mai, 1979

Career:
91 Ryan Miller, 2003-07
90 Mark Luetkehans, 1979-83
90 Matt Besler, 2005-08

Consecutive Games:
89 Ryan Miller, 2003-07
88 Greg Dalby, 2003-06

Hat Tricks

Season:
3 Kevin Lovejoy, 1979

Career:
3 Richard Herdegen, 1981-84
Kevin Lovejoy, 1978-80
Pat Szanto, 1983-86

Goalkeeper Records

Games Played

Career:
83 Bert Bader, 1991-94

Saves

Game:
27 Brian Cullather
vs. Western Michigan, 1978

Season:
156 Hugh Breslin, 1985

Career:
311 Greg Velho, 1995-98

Team/Game:
27 vs. Western Michigan, 1978

Team/Season:
203 in 1978

Shutouts

Season:
12 Mark Steranka, 1983
12 Chris Sawyer, 2003

Career:
32 Bert Bader, 1991-94
31 Chris Sawyer, 2001-04

Consecutive:
6 Mark Steranka, 1983
6 Chris Sawyer, 2004

Fewest Goals Allowed

Season:
13 Mark Steranka, 1983
(22 games played)
8 Chris Sawyer, 2001
(15 games played)
9 Chris Sawyer, 2004
(19 games played)

Largest Home Crowds

3,502 – Alumni Field, Oct. 14, 1994
(vs. SMU)

3,500 – Alumni Stadium, Sept. 26, 2014
(vs. North Carolina)

3,462 – Alumni Field, Oct. 17, 2007
(vs. Indiana)

3,417 – Krause Stadium, Sept. 20, 1991
(vs. Michigan State)

3,367 – Alumni Field, Aug. 27, 2007
(vs. Northwestern-exhibition)

3,339 – Alumni Field, Sept. 22, 1995
(vs. Indiana)

3,007 – Alumni Stadium, Sept. 27, 2013
(vs. Duke)

Opponent Records

Goals/Game:
8 Akron, 1985

Assists/Game:
5 Connecticut, 2007
4 Central Florida, 1985
Indiana, 1991
UCLA, 1994
St. John's, 1997
Georgetown, 1998
Connecticut, 2005
USF, 2009

Points/Game:
18 Akron, 1985 (8 goals, 2 assists)

Saves/Game:
19 St. Joseph's, 1984

Shutouts/Season:
9 1980

Highest Scoring Average:
2.64 1984

Lowest Scoring Average:
0.45 2004



Chris Sawyer posted 31 shutouts during his stellar career at Notre Dame. The two-time All-American compiled a school-record tying 12 clean sheets in 2003. As a senior in 2004, he tied another school record with six straight shutouts.

Single-Season Bests

Goals	Year
1. Kevin Lovejoy	29 1978
2. Terry Finnegan	24 1978
3. Joseph Lapira	22 2006
Kevin Lovejoy	22 1979
5. Ryan Finley	21 2012
6. Bruce McCourt	16 1986
Richard Herdegen	16 1984
Richard Herdegen	16 1983
Pat Szanto	16 1983
Mario Manta	16 1982
Kevin Lovejoy	16 1980


Assists	Year
1. Randy Morris	17 1987
2. Sami Kahale	15 1981
Mike Mai	15 1979
4. Bill Hagerty	13 1977
5. Chad Riley	12 2002
Randy Morris	12 1988
Rob Snyder	12 1981

Points	G	A	Pts.	Year
1. Kevin Lovejoy	29	5	63	1978
2. Kevin Lovejoy	22	11	55	1979
3. Terry Finnegan	24	4	52	1978
4. Joseph Lapira	22	6	50	2006
5. Ryan Finley	21	4	46	2012
6. Richard Herdegen	16	10	42	1983
7. Mario Manta	16	8	40	1982

Career Bests

Goals	Gm	G
1. Kevin Lovejoy, 1978-80	73	67
2. Richard Herdegen, 1981-84	84	57
3. Bruce McCourt, 1985-88	87	46
4. Joe Sternberg, 1985-88	87	43
5. Joseph Lapira, 2004-07	89	41
6. Tim Oates, 1991-94	79	38
7. Erich Braun, 1999-02	73	36
Mario Manta, 1979-82	74	36
9. Sami Kahale, 1978-81	74	35
10. Terry Finnegan, 1977-78	38	34
11. Pat Szanto, 1983-85	78	33
12. Patrick Hodan 2012-15	87	29
Bill Lanza, 1992-95	54	29
Kevin Pendergast, 1989-92	76	29
15. Ryan Finley, 2011-12	39	28
Justin Detter, 2000-03	80	28
Randy Morris, 1985-88	84	28

Assists	Gm	Ast.
1. Randy Morris, 1985-88	84	40
2. Chad Riley, 2000-03	78	32
3. Sami Kahale, 1978-81	74	30
4. Bill Lanza, 1992-95	54	25
5. Harrison Shipp, 2010-13	84	24
Kevin Goldthwaite, 2001-04	75	24
7. Joseph Lapira, 2004-07	89	23
Richard Herdegen, 1981-84	84	23
9. Dillon Powers, 2009-12	78	22
Rob Snyder, 1980-83	51	22
11. Tim Oates, 1991-94	79	21
Steve Chang, 1981-83	55	21
Mike Mai, 1978-80	73	21



Richard Herdegen ranks second among Irish players in goals (57) and points (137).



Tim Oates stands sixth on the all-time career goals scored list and 11th on the career assist list.



Bill Lanza led the Fighting Irish in points during three of his seasons (1992, 1993, 1995).

Points	Gm	G	Ast.	Pts.
1. Kevin Lovejoy, 1978-80	73	67	19	153
2. Richard Herdegen, 1981-84	84	57	23	137
3. Bruce McCourt, 1985-88	87	46	19	111
4. Joe Sternberg, 1985-88	87	43	20	106
5. Joseph Lapira, 2004-07	89	41	23	105
6. Sami Kahale, 1978-81	74	35	30	100
7. Tim Oates, 1991-94	79	38	21	97
8. Randy Morris, 1985-88	84	28	40	96
9. Mario Manta, 1979-82	74	36	18	90
10. Erich Braun, 1999-02	73	36	13	85
11. Bill Lanza, 1992-95	54	29	25	83
12. Pat Szanto, 1983-86	78	33	12	78
13. Patrick Hodan, 2012-15	87	29	19	77
14. Terry Finnegan, 1977-78	38	34	7	75
15. Justin Detter, 2000-03	80	28	18	74
16. Kevin Pendergast, 1989-92	76	29	13	71
17. Harrison Shipp, 2010-13	84	23	24	70
18. Ken Harkenrider, 1980-83	84	26	16	68
Rob Snyder, 1980-83	51	23	22	68
20. Bright Dike, 2005-09	86	27	12	66
21. Keith Carlson, 1991-94	74	25	14	64
David Miles, 1981-85	64	23	18	64

Season Records

Most Wins:
21 (1978)

Most Losses:
11 (1985, 1990)

Most Ties:
6 (2013, 2015)

Best Winning Percentage:
.917 (16-1-1 in 1977)

Overtime Games:
8 (2009)

Overtime Wins:
5 (1987)

Overtime Losses:
2 (1985, 1994, 1995, 2001, 2002, 2006, 2008, 2011)

ND Record in Overtime:
48-32-61 (.557)

Win Streak:
26 (Sept. 20, '77-Oct. 1, '78)

Home Winning Streak:
23 (Sept. 20, '77-Nov. 11, '78)

Road Winning Streak:
8 (Sept. 29, '86-Oct. 1, '87)

Consecutive Games W/out a Loss:
26 (Sept. 20, '77-Oct. 1, '78)

Losing Streak:
4 (1990, 1995, 1999)

Non-Winning Streak:
6 (1999)

Fewest Goals:
19 (2000)

Fewest Goals Allowed:
9 (2004)

Highest Scoring Average:
4.64 (1978)

Lowest Scoring Average:
1.11 (2000)

Fewest Games Held Scoreless:
0 (2012)

Shutouts:
14 (1979, 1983)

Fouls:
504 (1985)

Corners:
201 (1979)

Consecutive Shutouts:
7 (1983)

Shots:
801 (1979)

Highest Combined Score:
14 vs. Valparaiso,
13-1 (W) (1978)

Year-by-Year Statistical Leaders

Goals			Assists			Points		
Year	Player	G	Year	Player	A	Year	Player	Pts.
1977	Jim Mollering	14	1977	Bill Hagerty	13	1977	Bill Hagerty	31
1978	Kevin Lovejoy	29	1978	Ted Carnevale	10	1978	Kevin Lovejoy	63
1979	Kevin Lovejoy	22	1979	Mike Mai	15	1979	Kevin Lovejoy	55
1980	Kevin Lovejoy	16	1980	Sami Kahale	8	1980	Kevin Lovejoy	35
1981	Sami Kahale	12	1981	Sami Kahale	15	1981	Sami Kahale	39
1982	Ed O'Malley	12	1982	Richard Herdegen	9	1982	Mario Manta	40
	Rob Snyder	12		Steve Chang	9	1983	Richard Herdegen	42
1982	Mario Manta	16	1983	Tom Daley	11	1984	Richard Herdegen	34
1983	Richard Herdegen	16	1984	Pat Szanto	6	1985	Joe Sternberg	34
	Pat Szanto	16	1985	Tommy Gerlach	8	1986	Bruce McCourt	38
1984	Richard Herdegen	16	1986	Randy Morris	10	1987	Bruce McCourt	32
1985	Joe Sternberg	10	1987	Randy Morris	17	1988	Randy Morris	40
1986	Bruce McCourt	13	1988	Randy Morris	12	1989	Kevin Pendergast	29
1987	Bruce McCourt	13	1989	Steve LaVigne	7	1990	Kevin Pendergast	18
	Joe Sternberg	13	1990	Kevin Pendergast	4	1991	Jean Joseph	28
1988	Randy Morris	14	1991	Jean Joseph	6	1992	Bill Lanza	20
1989	Kevin Pendergast	12	1992	Bill Lanza	4	1993	Bill Lanza	40
1990	Kevin Pendergast	7		Brendan Dillman	4	1994	Tim Oates	35
	Kenyon Meyer	7	1993	Bill Lanza	10	1995	Bill Lanza	23
1991	Jean Joseph	11	1994	Tim Oates	11		Ben Bocklage	23
1992	Bill Lanza	8	1995	Bill Lanza	11	1996	Tony Capasso	20
1993	Bill Lanza	15	1996	Tony Capasso	6	1997	Ryan Turner	29
1994	Tim Oates	12	1997	Scott Wells	8	1998	Shane Walton	27
1995	Ben Bocklage	9	1998	Ryan Cox	8	1999	Erich Braun	24
1996	Tony Capasso	7	1999	Erich Braun	6	2000	Chad Riley	12
1997	Ryan Turner	12	2000	Chad Riley	6	2001	Erich Braun	21
1998	Shane Walton	10	2001	Devon Prescod	6	2002	Erich Braun	23
1999	Erich Braun	9		Chad Riley	6	2003	Justin Detter	33
2000	Erich Braun	4	2002	Chad Riley	12	2004	Justin McGeeney	12
	Justin Detter	4	2003	Kevin Goldthwaite	9	2005	Joseph Lapira	19
	Griffin Howard	4	2004	Ian Etherington	5	2006	Joseph Lapira	50
2001	Erich Braun	12	2005	Joseph Lapira	5	2007	Joseph Lapira	28
2002	Erich Braun	11		Ryan Miller	5	2008	Bright Dike	29
2003	Justin Detter	14	2006	Nate Norman	7	2009	Bright Dike	26
2004	Justin McGeeney	5	2007	Joseph Lapira	10	2010	Steven Perry	28
	Tony Megna	5	2008	Jeb Brovsky	6	2011	Ryan Finley	16
2005	Joseph Lapira	7	2009	Michael Thomas	6	2012	Ryan Finley	46
2006	Joseph Lapira	22	2010	Brendan King	6	2013	Harrison Shipp	34
2007	Joseph Lapira	9		Harrison Shipp	6	2014	Patrick Hodan	21
2008	Bright Dike	12	2011	Adam Mena	5	2015	Jon Gallagher	21
2009	Bright Dike	11	2012	Dillon Powers	9			
2010	Steven Perry	12	2013	Harrison Shipp	10			
2011	Ryan Finley	7	2014	Jeffrey Farina	7			
2012	Ryan Finley	21	2015	Evan Panken	9			
2013	Harrison Shipp	12						
2014	Patrick Hodan	9						
2015	Jon Gallagher	9						

Fighting Irish in the ACC/BIG EAST Era (since 1995)

Notre Dame Goals in a Game

- 8-0 ... vs. DePaul (9/3/95)
- 7-1 ... vs. Pittsburgh (10/3/12)
- 7-1 ... vs. Western Michigan (10/14/97)
- 7-0 ... vs. Valparaiso (9/8/95)
- 6-1 ... at Seton Hall (10/13/12)
- 6-0 ... at Cleveland State (10/14/03)
- 6-0 ... vs. Western Illinois (10/11/96)
- 6-1 ... vs. Valparaiso (9/11/98)

Goals vs. Ranked Teams

- 5 ... vs. #21 Michigan (9/1/09) (5-0, W)
- 5 ... vs. #5 South Florida (9/7/08) (5-0, W)
- 5 ... at #12 Indiana (9/3/06) (5-4, W-OT)

Goals in Consecutive Games

- 15 ... DePaul 8-0, Valparaiso 7-0 (1995)

Consecutive Unanswered Goals

- 18 ... (9/3/05 - 9/15/05)
- 11 ... (9/23/06 - 10/7/06)
- 10 ... (9/5/08 - 9/11/08)
- 10 ... (10/7/06 - 10/18/06)
- 10 ... (10/5/96 - 10/18/96)

Shots in a Game

- 39 ... at Northwestern (10/20/15)
- 36 ... vs. Pittsburgh (10/3/12)
- 32 ... vs. Pittsburgh (11/8/13)
- 32 ... vs. Drake (9/10/10)
- 30 ... vs. Northwestern (9/29/10)
- 28 ... vs. UAB (9/6/15)
- 28 ... vs. California (9/5/10)
- 27 ... vs. Pittsburgh (10/27/10)
- 27 ... at Seton Hall (10/22/08)
- 27 ... vs. Loyola Marymount (9/28/95)

Corner Kicks in a Game

- 15 ... vs. Dartmouth (11/21/10)
- 15 ... vs. West Virginia (10/17/09)
- 14 ... vs. Pittsburgh (11/8/13)
- 14 ... vs. UAB (8/25/06)
- 14 ... at Georgetown (10/23/96)

Goal Scorers in a Game

- 6 ... W, 6-0 vs. Western Illinois (10/11/96)
- 6 ... W, 8-0 vs. DePaul (9/3/95)
- 5 ... W, 7-1 vs. Pittsburgh (10/3/12)
- 5 ... W, 5-1 vs. Cal Poly (9/12/10)
- 5 ... W, 5-0 vs. South Florida (9/7/08)
- 5 ... W, 7-0 vs. Valparaiso (9/8/95)

Quickest Goal (assist)

- 0:26 ... Bob Novak (unassisted) vs. Bucknell (9/11/11)
- 1:12 ... Max Lachowecki (Jon Gallagher) at Michigan State (9/22/15)
- 1:26 ... Bill Lanza (Chris Mathis) vs. Valparaiso (9/8/95)
- 1:43 ... Tony Capasso (Konstantin Koloskov) vs. Loyola Marymount (9/28/95)
- 1:56 ... Justin McGeeney (Joseph Lapira) vs. DePaul (9/10/06)
- 2:03 ... Joseph Lapira (unassisted) vs. Marquette (9/27/06)
- 2:06 ... Bright Dike (Dave Donohue) vs. Syracuse (9/21/08)



Aaron Maund, Alex Yoshinaga and Justin Morrow (left to right) celebrate one of Notre Dame's five goals in a 5-0 triumph over fifth-ranked South Florida on Sept. 7, 2008.

The Last Time it Happened

Hat Trick

Ryan Finley vs. Providence (10/20/12)

Opponent Hat Trick

Colin McAtee, Michigan (10/7/14)

Two Hat Tricks in a Season

Kevin Lovejoy, 1979

Three Hat Tricks in a Season

Kevin Lovejoy, 1979

Notre Dame Shuts Out Opponent

Notre Dame 1, Wake Forest 0 (11/11/15)
ACC Championship Semifinals

Opponent Shuts Out Notre Dame

Syracuse 1, Notre Dame 0 (11/15/15)
ACC Championship Final

10+ Goals in a Game

Notre Dame 10, DePaul 0 (9/24/86)

10+ Assists in a Game

13 vs. Bethel (11/2/82)

10+ Saves in a Game

Greg Velho (12) vs. St. John's (9/26/98)

Opponent 10+ Saves in a Game

12 by Northwestern (10/20/15)

Individual had 2+ Goals in a Game

Patrick Hodan (2) vs. Duke (10/10/15)

Individual had 2+ Assists in a Game

Jeffrey Farina (2) vs. Virginia (9/25/15)

Individual had 5+ Points in a Game

Patrick Hodan vs. Duke – 5 pts. (2 G, 1 A) (10/10/15)

Individual had 7+ Points in a Game

Dave Donohue vs. Marquette – 7 pts. (3 G, 1 A) (9/11/08)

Individual had 8+ Points in a Game

Joseph Lapira vs. Indiana – 8 pts. (4 G) (9/3/06)

Individual had 2+ Goals in a Half

Jon Gallagher vs. UAB
2 goals in second half (9/6/15)

Individual had 2+ Assists in a Half

Jeffrey Farina vs. Virginia
2 assists in second half (9/25/15)

Individual had 5+ Points in a Half

Patrick Hodan at Syracuse
5 points (2g, 1a) in second half (11/3/12)

Individual had 10+ Shots in a Game


Patrick Hodan at Northwestern - 11 (10/20/15)

Scored 5+ Goals in a Game

Notre Dame 5, Pittsburgh 0 (10/31/15)

Allowed 5+ Goals in a Game

Rutgers 5, Notre Dame 2 (10/11/03)



Randy Morris

Forward
Class of 1989
NSCAA – Third Team – 1988



Tony Capasso

Midfielder
Class of 1997
NSCAA – Third Team – 1996



Justin Detter

Midfielder/Forward
Class of 2004
Soccer Times – Second Team – 2003
NSCAA – Third Team – 2003



Chris Sawyer

Goalkeeper
Class of 2005
NSCAA – First Team – 2004
College Soccer News – First Team – 2003
Soccer Times – Third Team – 2003




Greg Dalby

Midfielder/Defender
Class of 2007
NSCAA – First Team – 2005, 2006
Soccer Times – First Team – 2005
College Soccer News – First Team – 2005
College Soccer News – Second Team – 2006
Soccer America Freshman All-American – 2003
College Soccer News All-Freshman Team – 2003




Joseph Lapira

Forward
Class of 2008
M.A.C. Hermann Trophy - 2006
NSCAA – First Team – 2006, 2007
College Soccer News – First Team – 2006
College Soccer News – Second Team – 2007
Soccer America Player of the Year – 2006
Soccer America MVP - 2006, 2007




Ryan Miller
Defender/Midfielder
Class of 2008

NSCAA – Second Team – 2007



Matt Besler
Defender
Class of 2009

NSCAA – First Team – 2008



Ryan Finley
Forward
Class of 2013

NSCAA – First Team – 2012
Soccer America MVP - First Team - 2012




Dillon Powers
Midfielder
Class of 2013

NSCAA – First Team – 2012
Soccer America MVP - Second Team - 2012



Harrison Shipp
Forward
Class of 2014

NSCAA – First Team – 2013
Soccer America MVP - First Team - 2013



Grant Van De Castelee
Defender
Class of 2014

NSCAA – Third Team – 2013
Soccer America MVP - Second Team - 2013




Patrick Hodan

Midfielder

Class of 2016

NSCAA – First Team – 2014

Soccer America MVP - Second Team - 2014



Nick Besler

Midfielder

Class of 2015

NSCAA – Second Team – 2014



OVERALL: 17-1-6
ACC: 7-1-3
HOME: 8-1-3
AWAY: 6-0-1
NEUTRAL: 3-0-2

• Notre Dame captured its first national title in its inaugural College Cup appearance. The Fighting Irish topped New Mexico in the semifinals, 2-0, before taking down Maryland in the final, 2-1, at PPL Park in Chester, Pa. It was somewhat fitting that Notre Dame faced Maryland in the championship game since both squads shared the ACC regular-season title.

• Notre Dame produced a 17-1-6 record while playing one of the most difficult schedules in the country. The Fighting Irish opened the season with a 13-game unbeaten streak, which catapulted them to No. 1 in the national polls for the first time in program history. After suffering their only loss of the season (Virginia, 2-0), the Irish finished the campaign with a 10-game unbeaten streak (9-0-1) and outscored their opponents 25-8 during that stretch en route to the national title.

• After leading Notre Dame to its first national championship, Bobby Clark was named the National Soccer Coaches Association of America (NSCAA) Division I Coach of the Year. It was the first NSCAA national coach-of-the-year honor for Clark, who completed his 27th season as a college head coach and his 13th at Notre Dame. He boasts a career mark of 323-132-66 (.683) and is 170-69-41 (.680) at the helm of the Fighting Irish program. Clark also was named the ACC Coach of the Year after guiding Notre Dame to a share of the league's regular-season title.

• Harrison Shipp compiled an impressive senior campaign with the Fighting Irish. He tallied 12 goals, including five game winners, and 10 assists en route to earning first team All-America honors. Shipp was named the ACC Offensive Player of the Year along with being a finalist for both the M.A.C. Hermann Trophy and the Senior CLASS Award. He continued his excellence in the classroom and was selected as the Capital One Academic All-American of the Year for Division I men's soccer and the NSCAA Scholar All-America Player of the Year. He also earned an NCAA Postgraduate Scholarship. Shipp, who never missed a match during his Notre Dame career, signed with the Chicago Fire of Major League Soccer (MLS).

• Grant Van De Casteele earned third team All-America accolades from the NSCAA. The Colorado Rapids selected Van De Casteele, a fifth-year senior, in the first round (19th overall) of the MLS SuperDraft. The central defender started every match over his last four seasons with the Fighting Irish.

• Notre Dame led all ACC teams with six all-conference selections. Joining Shipp on the All-ACC First Team was Nick Besler. Patrick Hodan copped second-team honors, while Van De Casteele, Luke Mishu and Vince Ciccirelli all were named to the third team.

• Not only were Shipp and Hodan the top two point scorers for Notre Dame in 2013, they also were very successful in the classroom and the two student-athletes were named Capital One Academic All-Americans by the College Sports Information Directors of America (CoSIDA). Shipp was on the first team, while Hodan was a third-team selection.



AUGUST

18	Sun.	at Creighton (exhibition)	L, 0-1
21	Wed.	at Drake (exhibition)	W, 2-0
26	Mon.	OHIO STATE (exhibition)	W, 1-0
30	Fri.	(7) vs. UCLA^ (9)	T, 0-0 (2ot)

SEPTEMBER

1	Sun.	(7) vs. SMU^	W, 2-1
8	Sun.	(4) N. CAROLINA* (1)	T, 1-1 (2ot)
13	Fri.	(4) at Syracuse* (25)	W, 3-0
17	Tues.	(1) MICHIGAN	W, 3-0
21	Sat.	(1) at Boston College*	T, 1-1 (2ot)
27	Fri.	(2) DUKE*	W, 3-1

OCTOBER

2	Wed.	(2) INDIANA	W, 2-0
5	Sat.	(2) at Clemson* (13)	W, 2-1 (ot)
8	Tues.	(2) MARYLAND* (5)	T, 1-1 (2ot)
11	Fri.	(2) at Virginia Tech*	W, 1-0
15	Tues.	(2) NORTHWESTERN (13)	T, 1-1 (2ot)
19	Sat.	(2) at NC State*	W, 2-1
26	Sat.	(2) VIRGINIA* (19)	L, 0-2

NOVEMBER

2	Sat.	(2) at Wake Forest* (12)	W, 3-1
5	Tues.	(1) at Michigan State (18)	W, 2-0
8	Fri.	(1) PITTSBURGH*	W, 2-0

ACC CHAMPIONSHIP

Quarterfinals

12	Tues.	(1) DUKE	W, 1-0
----	-------	-----------------	---------------

Semifinals

Maryland SoccerPlex • Germantown, Md.

15	Fri.	(1) vs. Virginia (10)	T, 3-3 (2ot)
		Virginia advanced on PKs, 4-3	

NCAA CHAMPIONSHIP

Second Round

24	Sun.	(3) WISCONSIN (19)	W, 4-0
----	------	---------------------------	---------------

DECEMBER

Round of 16

1	Sun.	(3) WAKE FOREST (14)	W, 4-2
---	------	-----------------------------	---------------

Quarterfinals

7	Sat.	(3) MICHIGAN STATE (11)	W, 2-1
---	------	--------------------------------	---------------

Semifinals

PPL Park • Chester, Pa.

13	Fri.	(3) vs. New Mexico (7)	W, 2-0
----	------	------------------------	--------

Final

PPL Park • Chester, Pa.

15	Sun.	(3) vs. Maryland (5)	W, 2-1
----	------	----------------------	--------

Home games in **BOLD CAPS**

^ — adidas/IU Credit Union Classic (Bloomington, Ind.)

* — Atlantic Coast Conference game

Joseph Lapira 2006 M.A.C. Hermann Trophy Winner


In 2006, Joseph Lapira became the program's first recipient of the M.A.C. Hermann Trophy as the nation's top player. The award, which has been presented annually since 1967, is the official player of the year award presented by the National Soccer Coaches Association of America (NSCAA).



Joseph Lapira giving his acceptance speech after winning the M.A.C. Hermann Trophy.

2006 Season Highlights

- Led NCAA Division I in goals (22) and points (50)
- First unanimous first team All-American in program history
 - BIG EAST Offensive Player of the Year
 - Seven multiple-goal games
 - Five straight two-goal matches
 - Seven-game goal streak (Sept. 23-Oct. 14)
- Career-high four goals, including game winner, in 5-4 overtime win at Indiana
- Scored golden goal in 1-0 win at Maryland in NCAA Championship Round of 16
- Netted lone goal in 1-0 win over UIC in second round of NCAA Championship



2006 M.A.C. Hermann Trophy Finalists (left to right): Charlie Davies (Boston College), Joseph Lapira (Notre Dame) and Jay Needham (SMU)



Joseph Lapira (center) with Missouri Athletic Club President Rick Lodewyck (left) and Robert R. Hermann (right).



NATIONAL/REGIONAL HONORS & AWARDS

M.A.C. Hermann Trophy Winner

Joseph Lapira 2006

M.A.C. Hermann Trophy Finalist

Harrison Shipp..... 2013
Ryan Finley 2012
Joseph Lapira 2006, 2007

M.A.C. Hermann Trophy Semifinalist

Patrick Hodan 2014
Harrison Shipp..... 2013
Ryan Finley 2012
Dillon Powers 2012
Joseph Lapira 2006, 2007
Greg Dalby 2005, 2006
Kevin Goldthwaite 2004
Jack Stewart 2004

NCAA Championship Most Outstanding Offensive Player

Harrison Shipp..... 2013

NCAA All-Tournament Team

Nick Besler 2013
Patrick Hodan 2013
Andrew O'Malley..... 2013
Harrison Shipp..... 2013
Grant Van De Castele 2013

NCAA Elite 89 Award

Michael Shipp 2013

NSCAA All-Region

First Team

Patrick Hodan 2014
Nick Besler 2013, 2014
Harrison Shipp..... 2013
Grant Van De Castele 2013
Ryan Finley 2012
Dillon Powers 2012
Matt Besler 2008
Bright Dike 2008
Ryan Miller 2007
Joseph Lapira 2006, 2007
Greg Dalby 2005, 2006
Kevin Goldthwaite 2004
Jack Stewart 2004
Chris Sawyer..... 2003, 2004
Justin Detter 2003
Erich Braun 2001, 2002
Tony Capasso 1996
Chris Dean 1994
Tim Oates 1994
Bill Lanza 1993
Bert Bader 1993
Kevin Pendergast 1989
Randy Morris 1988
Joe Sternberg 1988

Second Team

Luke Mishu 2014
Harrison Shipp..... 2012
Aaron Maund 2011
Dillon Powers 2011
Steven Perry 2010
Michael Thomas 2008, 2009
Matt Besler 2007
Ian Etherington 2005

Justin Detter 2001, 2002
Shane Walton 1998
Ryan Turner 1997
Alan Woods 1997
Bill Lanza 1992, 1995
Bert Bader 1992, 1994
John Guignon 1988
Richard Herdegen 1984
Sami Kahale 1981

Third Team

Patrick Hodan 2013
Patrick Wall 2013
Grant Van De Castele 2012
Ryan Finley 2011
Aaron Maund 2009, 2010
Bright Dike 2009
Matt Besler 2006
Kevin Goldthwaite 2003
Jack Stewart 2003
Justin Detter 2000
Andreas Forstner 2000
Erich Braun 1999
K. Koloskov 1996
Brett Hofmann 1991
Kenyon Meyer 1991
Bruce McCourt 1988
Steve Lowney 1987

NSCAA National Coach of the Year

Bobby Clark 2013

NSCAA Great Lakes Region

Coach of the Year

Bobby Clark 2003
Dennis Grace 1988

NSCAA National Assistant

Coach of the Year

BJ Craig..... 2014

NSCAA South Region

Assistant Coach of the Year

BJ Craig..... 2013

NSCAA Scholar-Athlete of the Year

Harrison Shipp 2013
Matt Besler 2008

NSCAA Scholar All-Americans

Patrick Hodan 2015 (3rd team)
Patrick Hodan 2014 (1st team)
Luke Mishu 2014 (2nd team)
Harrison Shipp 2013 (1st Team)
..... 2012 (2nd Team)
Grant Van De Castele 2013 (1st Team)
Dillon Powers 2012 (1st Team)
..... 2011 (2nd Team)
Jeb Brovsky 2010 (1st Team)
Steven Perry 2010 (1st Team)
Michael Thomas 2009 (1st Team)
..... 2008 (2nd Team)
Matt Besler 2008 (1st Team)
..... 2007 (2nd Team)
Ryan Miller 2007 (1st Team)
Andreas Forstner 2001 (2nd Team)
Connor LaRose 2000 (3rd Team)

NSCAA Regional Scholar-Athletes

Patrick Hodan 2015 (1st team)
Patrick Hodan 2014 (1st team)
Luke Mishu 2014 (1st team)
..... 2013 (2nd Team)
..... 2012 (2nd Team)
Patrick Wall 2014 (2nd team)
Grant Van De Castele 2012 (1st Team)
..... 2010 (2nd Team)
Greg Klazura 2011 (2nd Team)
Michael Knapp 2011 (2nd Team)
Adam Mena 2011 (2nd Team)
Chris Sutton 2011 (2nd Team)
Jeb Brovsky 2010 (1st Team)
Bilal Duckett 2010 (1st Team)
Greg Klazura 2010 (1st Team)
Steven Perry 2010 (1st Team)
Brendan King 2010 (2nd Team)
Adam Mena 2010 (2nd Team)
Andreas Forstner 2001 (1st Team)
Griffin Howard 2001 (HM)
..... 2000 (HM)
Connor LaRose 2000 (1st Team)
Dustin Pridmore 2000 (2nd Team)
Phil Murphy 1998 (1st Team)
David Cutler 1998 (2nd Team)
Tim Oates 1994 (1st Team)
Chris Dean 1994 (2nd Team)
Mike Palmer 1992 (1st Team)
Jason Fox 1992 (2nd Team)

CoSIDA Academic All-American of the Year for Division I Men's Soccer

Patrick Hodan 2015
Harrison Shipp..... 2013

CoSIDA Academic All-Americans

Patrick Hodan 2015 (1st Team)
..... 2014 (1st Team)
..... 2013 (3rd Team)
Michael Shipp 2015 (1st Team)
Luke Mishu 2014 (2nd Team)
Harrison Shipp..... 2013 (1st Team)
..... 2012 (2nd Team)
Michael Thomas 2009 (3rd Team)
Matt Besler 2008 (1st Team)
Ryan Miller 2007 (2nd Team)
John Stephens 2005 (2nd Team)
Phil Murphy 1999 (1st Team)
Ryan Turner 1997 (3rd Team)
Chris Dean 1995 (2nd Team)

Indiana All-State Selections

Bert Bader 1991
Chris Dean 1991
Brett Hoffmann 1988, 1991
Jean Joseph 1991
Kenyon Meyer 1991
Paul LaVigne 1989
Mitch Kern 1988
Dave Augustyn 1988

Bold indicates current player.

Byron V. Kanaley Award

The most prestigious honor awarded to a Notre Dame student-athlete, the Byron V. Kanaley Award has been presented each year since 1927 to the senior monogram athletes who have been most exemplary as both students and leaders.

The award, presented by the Faculty Board on Athletics, is named in honor of a 1904 Notre Dame graduate who was a member of the Irish baseball team as an undergraduate. Kanaley went on to a successful banking career in Chicago and served the University as a lay trustee from 1915 until his death in 1960.

The Notre Dame men's soccer team has had 13 of its players honored with the Kanaley Award:

- Kevin Lovejoy (1981)**
- Bret Hofman (1992)**
- Mike Palmer (1994)**
- Chris Dean (1995)**
- Phil Murphy (1999)**
- Connor LaRose (2001)**
- Andreas Forstner (2002)**
- Greg Dalby (2007)**
- Matt Besler (2009)**
- Jeb Brovsky (2011)**
- Greg Klazura (2012)**
- Dillon Powers (2013)**
- Harrison Shipp (2014)**

Francis Patrick O'Connor Award

This award was first presented in 1993 and is named in honor of a former Notre Dame wrestler who died in 1973 following his freshman year at the University. He was the son of Jane and the late William "Bucky" O'Connor (he played football at Notre Dame in 1942, '46 and '47) from Tulsa, Oklahoma.

The awards — which go to one female and one male graduating senior student-athlete — are presented to those individuals upon nomination by their head coaches, who best display the total embodiment of the true spirit of Notre Dame as exemplified by their contributions and inspiration to their teams. Among the qualities considered in nominating individuals — as attributed to Pat O'Connor — are caring, courage, confidence, encouragement, humility, humor, honesty, kindness and patience.

The Notre Dame men's soccer team has had five of its former players honored with the Francis Patrick O'Connor Award:

- Jean Joseph (1995)**
- Reggie McKnight (2000)**
- Greg Martin (2003)**
- Adam LaPlaca (2013)**
- Connor Klekota (2015, 2016)**

Community Champion Award

The Community Champion award recognizes the contributions of a Notre Dame student-athlete to the University community and the community at large, and who embodies the spirit of leadership, commitment, and selflessness, and who strives to make Notre Dame — as University President the Rev. John I. Jenkins, C.S.C., Jenkins put it -- "a healing, unifying, enlightening force for a world deeply in need." The men's soccer winners of the Community Champion award include:

- Matt Johnson (1998)**
- Jeb Brovsky (2011)**
- Greg Klazura (2012)**

Notre Dame Monogram Club Team MVP

Jon Gallagher, Max Lachowecki	2015
Nick Besler	2014
Harrison Shipp	2013
Dillon Powers	2011, 2012
Steven Perry	2010
Michael Thomas	2009
Matt Besler	2008
Ryan Miller	2007
Joseph Lapira	2006
Greg Dalby	2005
Jack Stewart	2004
Justin Detter	2003
Erich Braun	2002
Griffin Howard	2001
Connor LaRose	2000
Gerick Short	1999
Phil Murphy	1997, 1998
Tony Capasso	1996
Brian Engesser	1995
Kevin Adkisson	1994
Bill Lanza	1993
Kevin Pendergast	1992
Kenyon Meyer	1991
Brett Hofmann	1990, 1991
Danny Lyons	1989
Randy Morris	1988
N/A	1987
Hugh Breslin	1986
Pat Szanto	1985
Rich Herdegen	1984
Mark Luethehens	1983
Gerard McCarthy	1982
Sami Kahale	1981
Jim Stein	1981
Kevin Lovejoy	1980
Tom Crotty	1979
Tim Nauman	1978
Terry Finnegan	1977

Rockne Student-Athlete Award*

Patrick Hodan	2014
Michael Shipp	2013, 2015
Grant Van De Castele	2012
Harrison Shipp	2011, 2012
Adam Mena	2010, 2011
Michael Thomas	2009
Matt Besler	2008
Kurt Martin	2007
Cory Rellas	2006
Tony Megna	2005
John Stephens	2003, 2004
Alan Lyskawa	2002
Andreas Forstner	2000, 2001
Reggie McKnight	1999
Peter Gansler	1996
David Cutler	1995, 1997, 1998
Jason Fox	1994
Chris Dean	1993
Mike Palmer	1992
Brett Hofmann	1991
Mark Crowe	1989

* - List incomplete prior to 1991

Spirit Award*

Andrew Cupero	2015
Patrick Connolly	2014, 2015
Kyle Craft	2013
Adam LaPlaca	2013
Eric Tilley	2012
Greg Klazura	2011
Craig Krzyzkowski	2010
Andrew Luttrell	2010
John Schaefer	2009
Terry Lee	2007, 2008
Greg Dalby	2006
Justin Michael	2005
Christopher High	2004
Roger Klauer	2003
Greg Martin	2003
Paul Rodriguez	2002
Greg Jait	2002
B.J. Cotter	2001
Tim Storino	2001
Dominick Driano	1984
Steve Chang	1983
Dan Coughlin	1982
Jim Stein	1981
Mike Mai	1980
Paul Devereaux	1979
Bill Sullivan	1978
Peter Logan	1977

* - List incomplete prior to 2001

Bold indicates current player.



NCAA CHAMPIONSHIP RESULTS/BESTS

Overall: 17-16-2
Home: 11-6-2/Away: 4-10-0/Neutral: 2-0-0

Year	Date	Round	Location	ND Seed	Opponent	Result
1988	11/13	24	Dallas, Texas		SMU	L, 0-2
1993	11/14	32	Madison, Wis.		Wisconsin	L, 1-3
1994	11/20	32	Bloomington, Ind.		(1) Indiana	L, 0-1 (20T)
1996	11/24	32	Greensboro, N.C.		(3) UNC - Greensboro	W, 1-0
	12/1	16	Charlotte, N.C.		UNC-Charlotte	L, 0-1
2001	11/23	48	College Park, Md.		Maryland	L, 0-1
2002	11/22	48	Notre Dame, Ind.		Akron	W, 3-1
	11/27	32	Bloomington, Ind.		Indiana	L, 0-1
2003	11/24	32*	Notre Dame, Ind.	5	UW-Milwaukee	W, 4-1
	11/30	16	Notre Dame, Ind.		(12) Michigan	T, 1-1 (20T)
					(Michigan advanced 4-3 on penalty kicks)	
2004	11/23	32*	Notre Dame, Ind.	5	Ohio State	L, 1-2
2005	11/18	48	Notre Dame, Ind.		Western Illinois	W, 2-0
	11/22	32	Bloomington, Ind.		(3) Indiana	W, 2-0
	11/27	16	Clemson, S.C.		Clemson	L, 0-1
2006	11/15	32*	Notre Dame, Ind.	12	Illinois-Chicago	W, 1-0
	11/18	16	College Park, Md.		(5) Maryland	W, 1-0 (20T)
	11/24	8	Charlottesville, Va.		(4) Virginia	L, 2-3
2007	11/28	32*	Notre Dame, Ind.	10	Oakland	W, 2-1
	12/1	16	Santa Clara, Calif.		(7) Santa Clara	W, 2-0
	12/8	8	Winston-Salem, N.C.		(2) Wake Forest	L, 0-1 (OT)
2008	11/25	32*	Notre Dame, Ind.	12	Northwestern	L, 1-2
2009	11/19	48	Notre Dame, Ind.		Green Bay	W, 2-1
	11/22	32	Evanston, Ill.		(9) Northwestern	L, 1-3
2010	11/21	32*	Notre Dame, Ind.	9	Dartmouth	L, 1-2 (OT)
2012	11/18	32*	Notre Dame, Ind.	1	Michigan State	W, 3-0
	11/25	16	Notre Dame, Ind.		(16) Indiana	L, 1-2 (20T)
2013	11/24	32* (48)	Notre Dame, Ind.	3	Wisconsin	W, 4-0
	12/1	16	Notre Dame, Ind.		(14) Wake Forest	W, 4-2
	12/7	8	Notre Dame, Ind.		(11) Michigan State	W, 2-1
	12/13	4	Chester, Pa.		(7) New Mexico	W, 2-0
	12/15	2	Chester, Pa.		(5) Maryland	W, 2-1
2014	11/23	32* (48)	Notre Dame, Ind.	1	Ohio State	W, 2-1
	11/30	16	Notre Dame, Ind.		(16) Virginia	L, 0-1
2015	11/22	32* (48)	Notre Dame, Ind.	7	Tulsa	T, 1-1 (20T)
					(Notre Dame advanced 3-0 on penalty kicks)	
	11/29	16	Notre Dame, Ind.		(10) Maryland	L, 1-2

* - indicates first-round bye

Note - Number in parentheses next to opponent indicates its seed; The NCAA began seeding the top-four teams in 1994 and increased it to eight teams in 1997. In 2003, the current format of seeding the top 16 teams began.

Note - The NCAA Championship field was comprised of 24 teams when the Fighting Irish debuted in the postseason in 1988. The field expanded to 32 teams prior to the 1992 season. The field increased to its current number of 48 squads for the 2001 campaign.

Notre Dame NCAA Championship Bests

Individual Career

Points	15	Joseph Lapira (2004-07)
Goals	6	Joseph Lapira (2004-07)
Assists	3	Harrison Shipp (2010-13)
	3	Dillon Powers (2009-12)
	3	Joseph Lapira (2004-07)
	3	Kevin Goldthwaite (2001-04)
	3	Greg Martin (2000-03)
Saves	31	Chris Cahill (2004-07)
		Chris Sawyer (2001-04)
OT Goals	1	Joseph Lapira (2004-07)

Individual Single Tournament

Points	10	Patrick Hodan (2013)
Goals	5	Patrick Hodan (2013)
Assists	2	Vince Ciccirelli (2013)
	2	Harrison Shipp (2013)
	2	Dillon Powers (2012)
	2	Joseph Lapira (2007)
	2	Kevin Goldthwaite (2003)
	2	Greg Martin (2003)
Saves	17	Patrick Wall (2013)
	17	Greg Velho (1996)
OT Goals	1	Joseph Lapira (2006)

Team Single Tournament

Goals	14	2013 (5 games)
Shutouts	2	2013 (5 games)
		2006 (3 games)
		2009 (3 games)

Individual Game

Points	5	Justin Detter (vs. UW-Milwaukee, 2003)
Goals	2	Patrick Hodan (vs. New Mexico, 2013)
	2	Harrison Shipp (vs. Wisconsin, 2013)
	2	Kurt Martin (vs. Virginia, 2006)
	2	Justin Detter (vs. UW-Milwaukee, 2003)
	2	Rafael Garcia (vs. Akron, 2002)
Assists	2	Dillon Powers (vs. Michigan State, 2012)
	2	Kevin Goldthwaite (vs. UW-Milwaukee, 2003)

Quickest Goal Vince Ciccirelli – 6:31
(vs. Wisconsin, 2013)

Team Game

Goals	4	vs. Wake Forest (2013)
	4	vs. Wisconsin (2013)
	4	vs. UW-Milwaukee (2003)
Shots	25	vs. Dartmouth (2010)
Saves	12	vs. UNC-Charlotte (1996)
Goals in a half	3	vs. UW-Milwaukee (second half, 2003)
Fouls	24	vs. Indiana (1994)
Corner Kicks	15	vs. Dartmouth (2010)

Bold indicates current player

Note - number in parentheses before team indicates seed

1988 Round of 24

SMU 2 • Notre Dame 0
November 13, 1988 Dallas, Texas

	1	2	F
Notre Dame	0	0	0
SMU	1	1	2

Scoring: SMU: David Carlson (Patrick Krejs, Larry McPhail) 6:00; SMU: Larry McPhail (Bill Pettigrew) 70:13

	ND	SMU
Shots	2	16
Saves	3	1
Fouls	19	13
Corners	5	5

1993 Round of 32

Wisconsin 3 • Notre Dame 1
November 14, 1993 Madison, Wis.

	1	2	F
Notre Dame	1	0	1
Wisconsin	1	2	3

Scoring: ND: Bill Lanza 7:31; UW: Mike Gentile 23:14; UW: Lars Hanson (Shea Hudson) 61:00; UW: Mike Gentile (Jeff Gold, Lars Hanson) 72:03

	ND	UW
Shots	11	13
Saves	6	6
Fouls	17	20
Corners	3	6

1994 Round of 32

Indiana 1 • Notre Dame 0 (OT)
November 20, 1994 Bloomington, Ind.

	1	2	OT	F
Notre Dame	0	0	0	0
(1) Indiana	0	0	1	1

Scoring: IU: Mike Clark (Tim Hardy) 94:12

	ND	IU
Shots	6	14
Saves	4	1
Fouls	24	16
Corners	2	6

1996 Round of 32

Notre Dame 1 • UNC Greensboro 0
November 24, 1996 Greensboro, N.C.

	1	2	F
Notre Dame	0	1	1
(3) UNC Greensboro	0	0	0

Scoring: ND: Ryan Turner 54:23

	ND	UNCG
Shots	7	16
Saves	5	2
Fouls	16	11
Corners	4	10

1996 Round of 16

UNC-Charlotte 1 • Notre Dame 0
December 1, 1996 Charlotte, N.C.

	1	2	F
Notre Dame	0	0	0
UNC-Charlotte	0	1	1

Scoring: UNCC: Danny Finkle (Matthys Barker, Eric Cole) 89:36

	ND	UNCC
Shots	9	21
Saves	12	5
Fouls	14	16
Corners	5	8

2001 Round of 48

Maryland 1 • Notre Dame 0
November 23, 2001 College Park, Md.

	1	2	F
Notre Dame	0	0	0
Maryland	0	1	1

Scoring: UM: Scott Buete (Ellis Welker) 88:19

	ND	UM
Shots	6	9
Saves	1	4
Fouls	17	16
Corner Kicks	0	6

2002 Round of 48

Notre Dame 3 • Akron 1
November 22, 2002 Notre Dame, Ind.

	1	2	F
Akron	1	0	1
Notre Dame	1	2	3

Scoring: ND: Rafael Garcia (Greg Martin) 14:39; UA: Ross McKenzie (Alex Odwell, Kirk Harwat) 30:01; ND: Rafael Garcia (Justin Detter, Chad Riley) 68:23; ND: Erich Braun (Justin Detter) 80:11

	ND	UA
Shots	17	11
Saves	6	10
Fouls	11	12
Corner Kicks	11	2

2002 Round of 32

Indiana 1 • Notre Dame 0
November 27, 2002 Bloomington, Ind.

	1	2	F
Notre Dame	0	0	0
Indiana	0	1	1

Scoring: IU: Brian Plotkin (Ned Grabavoy) 51:03

	ND	IU
Shots	6	10
Saves	5	2
Fouls	14	15
Corner Kicks	4	5

2003 Round of 32

Notre Dame 4 • UW-Milwaukee 1
November 24, 2003 Notre Dame, Ind.

	1	2	F
UW-Milwaukee	1	0	1
(5) Notre Dame	1	3	4

Scoring: ND: Justin Detter (Luke Boughen) 31:41; UWM: Kyle Lance (penalty kick) 38:53; ND: Devon Prescod (Greg Martin, Kevin Goldthwaite) 46:17; Greg Martin (Devon Prescod, Justin Detter) 77:32; Justin Detter (Kevin Goldthwaite) 88:16

	ND	UWM
Shots	17	8
Saves	3	3
Fouls	12	10
Corner Kicks	5	3



NCAA CHAMPIONSHIP BOX SCORES

2003 Round of 16

Notre Dame 1 • Michigan 1
Michigan advanced on penalty kicks 4-3
November 30, 2003 Notre Dame, Ind.

	1	2	OT	OT2	F
(5) Notre Dame	1	0	0	0	1
(12) Michigan	1	0	0	0	1

Scoring: ND: Justin Detter (Greg Martin) 16:57; UM: Mike White (Chris Glinski, Kevin Savitskie) 20:11

	ND	UM
Shots	24	11
Saves	3	9
Fouls	8	33
Corner Kicks	6	3

2004 Round of 32

Ohio State 2 • Notre Dame 1
November 23, 2004 Notre Dame, Ind.

	1	2	F
Ohio State	1	1	2
(5) Notre Dame	0	1	1

Scoring: OSU: Justin Cook (Ray Burse), 3:31; ND: Christopher High (Kevin Goldthwaite), 58:30; OSU: Ryan Kustos, 75:23

	OSU	ND
Shots	5	13
Saves	4	1
Fouls	12	14
Corner Kicks	4	3

2005 Round of 48

Notre Dame 2 • Western Illinois 0
November 18, 2005 Notre Dame, Ind.

	1	2	F
Western Illinois	0	0	0
Notre Dame	1	1	2

Scoring: ND: Joseph Lapira (Ryan Miller) 19:13; ND: Kurt Martin 52:03

	WIU	ND
Shots	3	10
Saves	3	2
Fouls	6	17
Corner Kicks	2	6

2005 Round of 32

Notre Dame 2 • Indiana 0
November 22, 2005 Bloomington, Ind.

	1	2	F
Notre Dame	0	2	2
(3) Indiana	0	0	0

Scoring: ND: Justin McGeeney (Ian Etherington) 55:33; ND: Joseph Lapira (Ben Crouse) 61:43

	ND	IU
Shots	12	16
Saves	8	3
Fouls	11	11
Corner Kicks	5	6

2005 Round of 16

Clemson 1 • Notre Dame 0
November 27, 2005 Clemson, S.C.

	1	2	F
Notre Dame	0	0	0
Clemson	1	0	1

Scoring: CU: Dane Richards (Bryson Moore) 19:52

	ND	CU
Shots	10	12
Saves	3	3
Fouls	14	14
Corner Kicks	4	3

2006 Round of 32

Notre Dame 1 • Illinois-Chicago 0
November 15, 2006 Notre Dame, Ind.

	1	2	F
Illinois-Chicago	0	0	0
(12) Notre Dame	1	0	1

Scoring: ND: Joseph Lapira (Bright Dike) 43:13

	UIC	ND
Shots	9	18
Saves	8	3
Fouls	11	8
Corner Kicks	2	7

2006 Round of 16

Notre Dame 1 • Maryland 0 (2OT)
November 18, 2006 College Park, Md.

	1	2	OT	2OT	F
(12) Notre Dame	0	0	0	1	1
(5) Maryland	0	0	0	0	0

Scoring: ND: Joseph Lapira (Dale Rellas) 106:56

	ND	MD
Shots	14	16
Saves	7	7
Fouls	19	15
Corner Kicks	4	8

2006 Quarterfinal

Virginia 3 • Notre Dame 2
November 24, 2006 Charlottesville, Va.

	1	2	F
(12) Notre Dame	0	2	2
(4) Virginia	2	1	3

Scoring: UVA: Adam Cristman (Nico Colaluca) 24:40; UVA: Yannick Reyerling 34:16; ND: Kurt Martin (Joseph Lapira) 70:04; UVA: Adam Cristman (Nico Colaluca) 70:24; ND: Kurt Martin (penalty kick) 83:34

	ND	UVA
Shots	13	11
Saves	6	3
Fouls	21	16
Corner Kicks	5	3

2007 Round of 32

Notre Dame 2 • Oakland 1
November 28, 2007 Notre Dame, Ind.

	1	2	F
Oakland	0	1	1
(10) Notre Dame	1	1	2

Scoring: ND: Alex Yoshinaga (Joseph Lapira) 35:07; ND: Joseph Lapira (Ryan Miller) 56:14; OU: Endre Osnes 65:53

	OU	ND
Shots	11	14
Saves	4	4
Fouls	17	12
Corner Kicks	1	7

2007 Round of 16

Notre Dame 2 • Santa Clara 0
December 1, 2007 Santa Clara, Calif.

	1	2	F
(10) Notre Dame	0	2	2
(7) Santa Clara	0	0	0
Scoring: ND: Joseph Lapira (Alex Yoshinaga) 67:20; ND: Dave Donohue (Joseph Lapira) 71:59			
	ND	SC	
Shots	10	17	
Saves	5	3	
Fouls	15	8	
Corner Kicks	2	4	

2007 Quarterfinal

Wake Forest 1 • Notre Dame 0 (OT)
December 8, 2007 Winston-Salem, N.C.

	1	2	OT	F
(10) Notre Dame	0	0	0	0
(2) Wake Forest	0	0	1	1
Scoring: WF: Austin da Luz (Marcus Tracy) 96:39				
	ND	WF		
Shots	6	15		
Saves	3	1		
Fouls	8	6		
Corner Kicks	4	8		

2008 Round of 32

Northwestern 2 • Notre Dame 1
November 25, 2008 Notre Dame, Ind.

	1	2	F
Northwestern	0	2	2
(12) Notre Dame	1	0	1
Scoring: ND: Jack Traynor (Michael Thomas) 23:01; NU: Oliver Kupe (Brian Usinger) 65:13; NU: Oliver Kupe (Brian Usinger) 88:46			
	NU	ND	
Shots	11	15	
Saves	7	2	
Fouls	7	12	
Corner Kicks	4	5	

2009 Round of 48

Notre Dame 2 • Green Bay 1
November 19, 2009 Notre Dame, Ind.

	1	2	F
Green Bay	0	1	1
Notre Dame	1	1	2
Scoring: ND: Bright Dike (Dillon Powers) 28:54; ND: Jeb Brovsky (Justin Morrow) 66:18; GB: Tony Walls (JC Banks) 67:45			
	GB	ND	
Shots	18	16	
Saves	6	6	
Fouls	8	12	
Corner Kicks	5	3	

2009 Round of 32

Northwestern 3 • Notre Dame 1
November 22, 2009 Evanston, Ill.

	1	2	F
Notre Dame	0	1	1
(9) Northwestern	1	2	3
Scoring: NU: Jack Hillgard 17:59; NU: Jack Hillgard (Eamon O'Neill, Matt Eliason) 53:24; NU: Piero Bellizzi (Eamon O'Neill) 66:38; ND: John Schaefer (Bright Dike, Steven Perry) 82:23			
	ND	NU	
Shots	21	8	
Saves	0	11	
Fouls	7	7	
Corner Kicks	10	2	

2010 Round of 32

Dartmouth 2 • Notre Dame 1 (OT)
November 21, 2010 Notre Dame, Ind.

	1	2	OT	F
Dartmouth	0	1	1	2
(9) Notre Dame	0	1	0	1
Scoring: DC: Andrew Olsen 64:18; ND: Dillon Powers (Steven Perry) 73:11; DC: Andrew Olsen (Austin Bowers) 99:14				
	DC	ND		
Shots	22	25		
Saves	12	9		
Fouls	10	9		
Corner Kicks	7	15		

2012 Round of 32

Notre Dame 3 • Michigan State 0
November 18, 2012 Notre Dame, Ind.

	1	2	F
Michigan State	0	0	0
(1) Notre Dame	2	1	3
Scoring: ND: Harrison Shipp (Dillon Powers) 32:53; ND: Ryan Finley (Dillon Powers) 43:21; ND: Max Lachowecki 79:22			
	MSU	ND	
Shots	8	17	
Saves	3	2	
Fouls	16	9	
Corner Kicks	3	7	

2012 Round of 16

Indiana 2 • Notre Dame 1 (2OT)
November 25, 2012 Notre Dame, Ind.

	1	2	OT	2OT	F
(16) Indiana	0	1	0	1	2
(1) Notre Dame	0	1	0	0	1
Scoring: ND: Kyle Richard (Harrison Shipp) 53:34; IU: Nikita Kotlov (A.J. Corrado) 54:30; IU: Eriq Zavaleta (Nikita Kotlov, Matt McKain) 101:06					
	IU	ND			
Shots	19	11			
Saves	0	8			
Fouls	11	11			
Corner Kicks	7	2			

2013 Round of 32

Notre Dame 4 • Wisconsin 0
November 24, 2013 Notre Dame, Ind.

	1	2	F
Wisconsin	0	0	0
(3) Notre Dame	2	2	4
Scoring: ND: Vince Ciccirelli (Connor Klekota) 6:31; ND: Harrison Shipp (unassisted) 21:28; ND: Patrick Hodan (unassisted) 54:37; ND: Harrison Shipp (unassisted) 64:23			
	UW	ND	
Shots	7	15	
Saves	3	2	
Fouls	14	9	
Corner Kicks	2	3	



NCAA CHAMPIONSHIP BOX SCORES

2013 Round of 16

Notre Dame 4 - Wake Forest 2

December 1, 2013 Notre Dame, Ind.

	1	2	F
(14) Wake Forest	1	1	2
(3) Notre Dame	2	2	4

Scoring: WF: Michael Gamble (Sean Okoli) 11:27; ND: Patrick Hodan (unassisted) 13:19; ND: own goal 41:02; WF: Tolani Ibikunle (Michael Gamble) 61:41; ND: Evan Panken (Andrew O'Malley) 69:45; ND: Harrison Shipp (Max Lachowecki) 73:10

	WF	ND
Shots	14	9
Saves	3	4
Fouls	8	3
Corner Kicks	7	3

2013 Quarterfinal

Notre Dame 2 - Michigan State 1

December 7, 2013 Notre Dame, Ind.

	1	2	F
(11) Michigan State	0	1	1
(3) Notre Dame	1	1	2

Scoring: ND: Evan Panken (Vince Ciccirelli) 30:48; ND: Patrick Hodan (unassisted) 47:16; MSU: Jay Chapman (Tim Kreutz) 58:46

	MSU	ND
Shots	9	16
Saves	1	4
Fouls	14	14
Corner Kicks	3	7

2013 Semifinal

Notre Dame 2 - New Mexico 0

December 13, 2013 Chester, Pa.

	1	2	F
(7) New Mexico	0	0	0
(3) Notre Dame	1	1	2

Scoring: ND: Patrick Hodan (Harrison Shipp) 6:34; ND: Patrick Hodan (Vince Ciccirelli) 64:18

	UNM	ND
Shots	10	11
Saves	3	5
Fouls	12	4
Corner Kicks	5	3

2013 Final

Notre Dame 2 - Maryland 1

December 15, 2013 Chester, Pa.

	1	2	F
(5) Maryland	1	0	1
(3) Notre Dame	1	1	2

Scoring: UM: Patrick Mullins (unassisted) 34:50; ND: Leon Brown (Nick Besler, Luke Mishu) 39:31; ND: Andrew O'Malley (Harrison Shipp) 59:56

	UM	ND
Shots	12	10
Saves	4	3
Fouls	8	8
Corner Kicks	10	4

2014 Round of 32

Notre Dame 2 - Ohio State 1

November 23, 2014 Notre Dame, Ind.

	1	2	F
Ohio State	1	0	1
(1) Notre Dame	1	1	2

Scoring: ND: Brandon Aubrey (PK) 29:42; OSU: Danny Jensen (Hunter Robertson, Liam Doyle) 33:17; ND: Jon Gallagher (Jeffrey Farina) 68:21

	OSU	ND
Shots	12	10
Saves	3	5
Fouls	13	15
Corner Kicks	9	4

2014 Round of 16

Virginia 1 - Notre Dame 0

November 30, 2014 Notre Dame, Ind.

	1	2	F
(16) Virginia	0	1	1
(1) Notre Dame	0	0	0

Scoring: UVA: Nicko Corriveau (Pablo Aguilar) 81:36

	UVA	ND
Shots	8	11
Saves	2	1
Fouls	11	8
Corner Kicks	3	5

2015 Round of 32

Notre Dame 1 - Tulsa 1 (2OT)

ND advanced 3-0 on penalty kicks
November 22, 2015 Notre Dame, Ind.

	1	2	OT	2OT	F
Tulsa	0	1	0	0	1
(7) Notre Dame	1	0	0	0	1

Scoring: ND: Jeffrey Farina (Max Lachowecki) 23:15; UT: Juan Sanchez (Geoffrey Dee) 61:34

	UT	ND
Shots	12	17
Saves	6	3
Fouls	13	7
Corner Kicks	5	8

2015 Round of 16

Maryland 2 - Notre Dame 1

November 29, 2015 Notre Dame, Ind.

	1	2	F
(10) Maryland	2	0	2
(7) Notre Dame	1	0	1

Scoring: UM: Ivan Magalhaes (Mael Corboz) 20:28; UM: Eryk Williamson (Corboz) 37:55; ND: Patrick Berneski (Evan Panken) 40:10

	UM	ND
Shots	13	13
Saves	1	4
Fouls	5	12
Corner Kicks	3	7



2015	ACC			OVERALL		
	W	L	T	W	L	T
Atlantic Division						
1. Wake Forest	6	0	2	17	2	2
2. Clemson	6	1	1	17	2	2
3. Boston College	4	4	0	11	7	2
4. Syracuse	3	4	1	15	5	3
5. Louisville	1	4	3	7	9	3
5. NC State	1	4	3	8	6	3

2015	ACC			OVERALL		
	W	L	T	W	L	T
Coastal Division						
1. North Carolina	6	1	1	15	2	3
2. NOTRE DAME	4	2	2	11	5	6
2. Virginia	4	2	2	10	5	3
4. Duke	3	4	1	10	7	2
5. Virginia Tech	0	5	3	5	9	3
6. Pittsburgh	0	7	1	5	9	3

Tournament Champion: Syracuse

All-Time Award Winners

Coach of the Year

Bobby Clark2013

Offensive Player of the Year

Patrick Hodan2014

Harrison Shipp2013

All-Conference First Team

Nick Besler2013, 2014

Patrick Hodan2014

Harrison Shipp2013

All-Conference Second Team

Max Lachowecki2015

Luke Mishu2014

Patrick Hodan2013, 2015

All-Conference Third Team

Jon Gallagher2015

Andrew O'Malley2014

Patrick Wall2014

Vince Cicciarelli2013

Luke Mishu2013

Grant Van De Castele2013

All-Tournament Team

Brandon Aubrey2015

Chris Hubbard2015

Connor Klekota2015

Patrick Hodan2013

Harrison Shipp2013

Player of the Week

Michael Shipp 9/8/15

Brandon Aubrey 9/1/15

Evan Panken11/4/14

Patrick Hodan9/17/13

Harrison Shipp10/8/13

Men's Soccer Scholar-Athlete of the Year

Patrick Hodan2014

Harrison Shipp2013

All-Academic Team

Jon Gallagher2015

Chris Hubbard2015

Max Lachowecki2015

Michael Shipp2015

Jeffrey Farina2014

Andrew O'Malley2014

Patrick Hodan2013, 2014, 2015

Luke Mishu2013, 2014

Evan Panken2013, 2014, 2015

Harrison Shipp2013

Grant Van De Castele2013

Patrick Wall2013

Bold indicates current player.

2013	ACC			OVERALL		
	W	L	T	W	L	T
1. Maryland	7	1	3	17	4	5
NOTRE DAME	7	1	3	17	1	6
3. Wake Forest	6	1	4	10	6	5
4. North Carolina	4	2	5	9	6	5
Clemson	5	4	2	11	7	3
6. Virginia	4	3	4	13	6	5
7. Duke	3	3	5	8	5	6
8. Boston College	4	6	1	7	9	2
9. NC State	3	5	3	8	5	4
10. Syracuse	3	7	1	10	7	1
11. Virginia Tech	1	5	5	4	8	5
12. Pittsburgh	0	9	2	1	11	4

Tournament Champion: Maryland

2014	ACC			OVERALL		
	W	L	T	W	L	T
Atlantic Division						
1. Syracuse	5	2	1	15	4	1
Clemson	5	2	1	12	7	3
3. Wake Forest	5	3	0	10	7	2
4. Louisville	4	3	1	10	8	3
5. NC State	1	4	3	7	7	4
6. Boston College	1	6	1	5	8	3
Coastal Division						
1. NOTRE DAME	6	1	1	12	5	4
2. North Carolina	5	2	1	14	5	2
3. Duke	4	4	0	9	9	1
4. Virginia	3	3	2	13	6	4
5. Virginia Tech	2	5	1	7	8	2
6. Pittsburgh	0	6	2	4	9	4

Tournament Champion: Virginia



Coach of the Year

Bobby Clark	2001
Bobby Clark	2004

Offensive Player of the Year

Ryan Finley	2012
Bright Dike	2009
Joseph Lapira	2006

Midfielder of the Year

Greg Dalby	2006
------------------	------

Goalkeeper of the Year

Chris Sawyer.....	2004
Chris Sawyer.....	2003

Defensive Player of the Year

Jack Stewart.....	2004
-------------------	------

Rookie of the Year

Erich Braun	1998
-------------------	------

All-Conference First Team

Ryan Finley.....	2012
Dillon Powers	2012
Aaron Maund	2011
Jeb Brovsky.....	2010
Steven Perry.....	2010
Michael Thomas	2009
Matt Besler.....	2008
Bright Dike	2008, 2009
Ryan Miller	2007

Joseph Lapira	2006, 2007
Greg Dalby.....	2005, 2006
Ian Etherington.....	2005
Kevin Goldthwaite	2004
Justin Detter.....	2001, 2003
Chris Sawyer.....	2003, 2004
Jack Stewart.....	2003, 2004
Erich Braun	2001, 2002
Tony Capasso.....	1996

All-Conference Second Team

Ryan Finley.....	2011
Aaron Maund	2010
Dillon Powers	2010, 2011
Justin Morrow	2009
Michael Thomas	2008
Jack Traynor.....	2008
Chris Cahill.....	2007
Matt Besler.....	2006, 2007
Greg Dalby.....	2004
Kevin Goldthwaite	2003
Chad Riley.....	2003
Justin Detter.....	2002
Jack Stewart.....	2002
Griffin Howard.....	2001
Chris Sawyer.....	2001
Matt McNew	1998
Greg Velho.....	1998
Shane Walton.....	1998
Ryan Turner	1997
Bill Lanza	1995

All-Conference Third Team

Nick Besler.....	2012
Harrison Shipp.....	2012
Grant Van De Castele.....	2012
Aaron Maund	2009
Jeb Brovsky.....	2008, 2009
Kurt Martin.....	2007

Jack Traynor.....	2007
Chris Cahill.....	2006
Joseph Lapira	2005
Justin McGeeney.....	2004
Ian Etherington.....	2004
Greg Martin.....	2003
Devon Prescod.....	2003
Kevin Richards.....	2003
Chad Riley	2001, 2002
Chris Sawyer.....	2002

All-Rookie Team

Patrick Hodan.....	2012
Max Lachowecki.....	2012
Harrison Shipp.....	2010
Dillon Powers	2009
Justin Detter.....	2000
Chad Riley	2000
Erich Braun	1998
Ryan Cox.....	1996
Alan Woods	1996

BIG EAST Championship

Most Outstanding Offensive Player

Ryan Finley.....	2012
Justin Detter.....	2003

BIG EAST Championship

Most Outstanding Defensive Player

Grant Van De Castele.....	2012
Chris Sawyer.....	2003

BIG EAST Championship

Most Outstanding Player

Greg Velho.....	1996
-----------------	------

Bold indicates current player.

Player-of-the-Week Honorees

Matt Besler

Defensive (10/16/06, 10/13/08)

Erich Braun

Offensive (10/22/01)

Rookie (10/4/99)

Jeb Brovsky

Offensive (11/4/08)

Chris Cahill

Goalkeeper

(9/12/05, 10/2/06, 9/3/07, 9/24/07, 10/8/07)

Justin Detter

Offensive (9/29/03)

Dave Donohue

Offensive (9/15/08)

Ryan Finley

Offensive (9/3/12, 10/8/12, 10/29/12)

Andreas Forstner

Defensive (10/16/00, 10/30/00)

Rafael Garcia

Rookie (9/6/99)

Kevin Goldthwaite

Defensive (9/9/02, 9/22/03, 10/4/04)

Rookie (11/5/01)

Patrick Hodan

Rookie (10/15/12)

Griffin Howard

Defensive (10/15/01)

Greg Klazura

Defensive (9/26/11)

Max Lachowecki

Defensive (9/10/12)

Joseph Lapira

Offensive (10/25/04, 9/4/06, 10/2/06, 10/9/06)

Connor LaRose

Defensive (10/12/99)

Greg Martin

Offensive (10/28/02)

Defensive (9/3/01)

Aaron Maund

Defensive (9/27/10)

Rookie (9/22/07)

Justin McGeeney

Offensive (9/29/04, 8/28/06)

Reggie McKnight

Rookie (9/8/97)

Tony Megna

Offensive (10/11/04)

Luke Mishu

Defensive (9/17/12)

John Mousinho

Rookie (11/1/04)

Andrew O'Malley

Defensive (8/27/12)

Devon Prescod

Offensive (9/1/03, 10/15/01)

Justin Ratcliffe

Defensive (9/16/02)

Cory Rellas

Defensive (10/8/07)

Kevin Richards

Defensive (10/21/02, 9/20/03)

Chad Riley

Rookie (10/16/00)

Chris Sawyer

Rookie (10/15/01)

Goalkeeper (10/22/01, 10/4/04, 10/25/04)

Gerick Short

Goalkeeper (9/6/99, 10/4/99)

Jack Stewart

Defensive (9/6/04)

Greg Tait

Goalkeeper (9/4/00, 10/14/02)

Michael Thomas

Rookie (10/16/06, 10/23/06)

Grant Van De Castele

Defensive (9/19/11)

Greg Velho

Defensive (9/16/96, 9/22/97)

Shane Walton

Rookie (9/7/98, 9/14/98, 9/28/98)

BIG EAST REGULAR SEASON STANDINGS



1995	BIG EAST			OVERALL		
	W	L	T	W	L	T
1. Boston College	8	1	1	11	5	2
2. Pittsburgh	8	3	0	14	6	1
3. Rutgers	5	2	4	10	6	6
4. St. John's	6	3	1	16	5	1
5. Syracuse	6	5	0	10	8	1
6. Georgetown	5	5	1	8	9	3
Seton Hall	5	5	1	10	7	2
8. Connecticut	4	6	1	7	11	2
West Virginia	3	5	3	5	9	4
10. NOTRE DAME	4	7	0	9	10	0
Villanova	4	7	0	6	9	2
12. Providence	1	10	0	2	16	0

Tournament Champion: St. John's

1996	BIG EAST			OVERALL		
	W	L	T	W	L	T
1. St. John's	9	1	1	22	2	2
2. Connecticut	7	2	2	15	3	2
3. NOTRE DAME	6	3	2	14	7	2
4. Rutgers	6	4	1	13	7	2
5. Syracuse	5	5	1	10	7	2
6. Georgetown	4	5	2	7	10	2
Seton Hall	4	5	2	7	10	2
Boston College	3	4	4	3	10	4
9. Providence	2	5	4	6	8	4
Villanova	3	6	2	7	8	3
11. West Virginia	3	7	1	7	12	1
12. Pittsburgh	2	7	2	8	7	2

Tournament Champion: NOTRE DAME

1997	BIG EAST			OVERALL		
	W	L	T	W	L	T
1. St. John's	9	1	1	18	4	2
2. Georgetown	9	2	0	15	7	0
3. Rutgers	7	2	2	14	7	2
4. Seton Hall	7	4	0	11	8	0
5. NOTRE DAME	5	5	1	10	9	2
Villanova	4	4	3	6	9	5
7. Connecticut	5	6	0	11	7	2
8. Boston College	4	6	1	5	9	2
Pittsburgh	3	5	3	10	5	4
10. Syracuse	3	7	1	7	11	1
11. West Virginia	3	8	0	7	13	0
12. Providence	1	10	0	3	15	0

Tournament Champion: Rutgers

1998	BIG EAST			OVERALL		
	W	L	T	W	L	T
1. Connecticut	9	2	0	17	4	0
2. St. John's	8	2	1	16	5	3
3. Rutgers	8	3	0	12	7	2
4. Georgetown	7	4	0	15	6	0
5. Providence	6	4	1	9	9	1
Seton Hall	5	3	3	11	4	4
7. NOTRE DAME	5	4	2	9	6	3
8. West Virginia	4	6	1	11	8	1
Syracuse	4	6	1	8	9	1
10. Boston College	2	8	1	5	10	2
11. Pittsburgh	1	8	2	6	9	3
12. Villanova	1	10	0	5	12	0

Tournament Champion: St. John's

1999	BIG EAST			OVERALL		
	W	L	T	W	L	T
1. Rutgers	8	1	2	12	6	3
Connecticut	9	2	0	19	5	0
3. West Virginia	8	2	1	13	5	1
4. St. John's	6	2	3	12	6	3
5. Georgetown	6	4	1	11	9	1
6. Syracuse	6	5	0	11	9	0
7. Seton Hall	5	5	1	9	8	1
8. NOTRE DAME	4	5	2	8	9	3
Providence	5	6	0	8	8	1
10. Boston College	2	9	0	6	9	2
Pittsburgh	1	8	2	7	9	3
12. Villanova	0	11	0	2	15	0

Tournament Champion: Connecticut

2000	BIG EAST			OVERALL		
	W	L	T	W	L	T
1. Connecticut	8	1	2	20	3	2
2. St. John's	8	2	1	14	5	2
3. Boston College	7	3	1	12	7	1
4. Pittsburgh	7	4	0	13	5	0
5. Seton Hall	6	5	0	13	7	0
6. Georgetown	5	5	1	9	8	1
Rutgers	5	5	1	10	9	1
8. Syracuse	4	5	2	8	9	2
9. NOTRE DAME	4	7	0	7	8	2
10. Providence	3	7	1	4	13	1
11. Villanova	2	7	2	6	9	2
12. West Virginia	1	9	1	4	13	1

Tournament Champion: Boston College

2001	BIG EAST			OVERALL		
	W	L	T	W	L	T
1. Connecticut	9	1	0	15	5	2
2. NOTRE DAME	7	3	0	12	7	0
St. John's	6	1	3	17	3	3
4. Rutgers	6	3	1	15	7	3
Seton Hall	6	3	1	12	7	2
6. Boston College	6	4	0	10	8	0
Georgetown	6	4	0	9	9	1
8. Virginia Tech	4	4	2	11	6	2
9. Syracuse	4	5	1	7	8	1
10. Villanova	3	7	0	5	12	0
11. Pittsburgh	2	6	2	6	8	3
12. West Virginia	1	9	0	5	11	0
13. Providence	0	10	0	1	14	2

Tournament Champion: St. John's

2002	BIG EAST			OVERALL		
	W	L	T	W	L	T
1. Boston College	8	2	0	18	5	0
2. St. John's	7	1	2	13	3	5
3. Connecticut	7	3	0	17	6	0
4. NOTRE DAME	6	3	1	12	6	3
5. Georgetown	5	4	1	8	9	1
Rutgers	5	4	1	8	8	3
7. Seton Hall	5	5	0	9	8	3
Providence	5	5	0	7	11	0
Virginia Tech	5	5	0	10	7	1
10. Syracuse	3	6	1	8	8	2
11. Pittsburgh	2	7	1	8	9	1
12. Villanova	2	8	0	5	13	0
13. West Virginia	1	8	1	4	11	2

Tournament Champion: Boston College

2003	BIG EAST			OVERALL		
	W	L	T	W	L	T
1. St. John's	8	2	0	17	6	3
2. Virginia Tech	7	3	0	14	5	3
3. NOTRE DAME	6	3	1	16	3	4
4. Rutgers	5	2	3	11	7	4
Seton Hall	5	2	3	9	6	4
6. Connecticut	5	3	2	9	8	4
7. Providence	4	5	1	6	10	3
8. Villanova	4	6	0	10	8	1
9. Boston College	3	5	2	6	7	3
10. Pittsburgh	3	6	1	6	11	1
11. Georgetown	3	7	0	7	9	2
12. Syracuse	1	5	4	4	8	5
13. West Virginia	1	6	3	5	10	3

Tournament Champion: NOTRE DAME

2004	BIG EAST			OVERALL		
	W	L	T	W	L	T
1. NOTRE DAME	8	1	1	13	3	3
2. St. John's	6	1	3	13	5	4
3. Boston College	6	3	1	13	5	2
4. Villanova	5	3	2	7	5	6
5. Georgetown	5	4	1	11	8	2
Connecticut	5	4	1	12	8	3
West Virginia	5	4	1	12	7	1
8. Seton Hall	5	5	0	12	7	3
9. Pittsburgh	3	6	1	6	8	3
10. Syracuse	3	7	0	5	12	0
Rutgers	2	5	3	6	8	4
12. Providence	0	10	0	0	16	0

Tournament Champion: Connecticut

2005	BIG EAST			OVERALL		
	W	L	T	W	L	T
Blue Division						
1. Connecticut	7	3	1	16	3	2
2. Seton Hall	6	3	2	13	4	3
3. West Virginia	6	4	1	14	7	2
NOTRE DAME	6	4	1	12	8	3
5. Georgetown	6	5	0	10	9	1
6. Providence	3	3	4	7	4	9
7. Pittsburgh	2	9	0	3	12	1
8. Marquette	1	8	1	5	11	1
Red Division						
1. USF	9	2	0	13	6	2
2. St. John's	6	2	3	11	6	5
3. Cincinnati	6	3	2	10	7	2
4. Villanova	6	4	1	7	7	4
5. Rutgers	5	4	2	8	8	3
6. Syracuse	3	7	1	7	8	4
7. Louisville	2	7	2	5	11	2
8. DePaul	2	8	1	4	11	2

Tournament Champion: Connecticut



BIG EAST REGULAR SEASON STANDINGS

2006	BIG EAST			OVERALL		
	W	L	T	W	L	T
Blue Division						
1. West Virginia	9	0	1	15	3	3
2. Connecticut	8	2	1	10	7	2
3. NOTRE DAME	8	3	0	15	6	2
4. Providence	7	4	0	13	7	0
Seton Hall	7	4	0	9	8	1
6. Pittsburgh	4	5	1	5	11	2
7. Georgetown	3	8	0	6	11	0
8. Marquette	0	11	0	1	15	1
Red Division						
1. Cincinnati	7	3	1	11	6	2
2. Rutgers	6	4	1	10	6	3
3. St. John's	5	4	2	14	6	2
4. USF	4	3	4	9	6	4
5. Louisville	4	5	2	5	10	3
6. DePaul	4	7	0	5	12	2
7. Syracuse	2	8	1	7	8	1
8. Villanova	2	9	0	6	10	1
Tournament Champion: St. John's						

2007	BIG EAST			OVERALL		
	W	L	T	W	L	T
Blue Division						
1. Connecticut	8	2	1	20	3	1
NOTRE DAME	7	0	4	14	5	5
3. West Virginia	7	3	1	14	6	2
4. Providence	5	4	2	9	8	2
5. Georgetown	5	5	1	7	11	1
6. Seton Hall	3	8	0	7	11	1
7. Pittsburgh	1	9	1	3	13	2
Marquette	1	9	1	2	12	4
Red Division						
1. DePaul	7	4	0	12	8	0
2. Louisville	6	3	2	11	7	4
St. John's	6	3	2	9	7	5
4. USF	6	4	1	14	6	2
5. Villanova	5	5	1	10	9	1
Cincinnati	5	5	1	9	10	1
7. Rutgers	4	7	0	7	11	1
8. Syracuse	3	8	0	6	8	4
Tournament Champion: Connecticut						

2008	BIG EAST			OVERALL		
	W	L	T	W	L	T
Blue Division						
1. NOTRE DAME	7	2	2	12	7	2
2. Connecticut	6	3	2	11	5	6
3. Georgetown	5	3	3	11	5	3
4. Providence	5	5	1	9	7	3
5. West Virginia	3	4	4	5	9	5
6. Pittsburgh	3	6	2	7	8	3
7. Seton Hall	2	5	4	6	8	4
8. Marquette	1	8	2	3	10	4
Red Division						
1. St. John's	8	1	2	19	3	3
2. USF	7	3	1	15	5	3
3. DePaul	5	4	2	9	7	4
4. Louisville	5	5	1	11	8	2
5. Villanova	4	5	2	7	10	2
6. Syracuse	4	6	1	8	6	3
Cincinnati	4	6	1	7	10	2
8. Rutgers	3	6	2	6	9	3
Tournament Champion: USF						

2009	BIG EAST			OVERALL		
	W	L	T	W	L	T
Blue Division						
1. Connecticut	8	2	1	11	4	4
2. NOTRE DAME	8	3	0	11	8	4
3. West Virginia	6	3	2	7	5	6
4. Georgetown	6	5	0	9	8	2
5. Providence	5	4	2	10	7	3
6. Marquette	3	5	3	4	11	3
7. Seton Hall	1	7	3	4	10	3
8. Pittsburgh	1	9	1	2	13	2
Red Division						
1. Louisville	8	2	1	13	3	4
2. St. John's	6	1	4	9	3	9
3. USF	6	3	2	14	4	3
4. Villanova	5	5	1	9	8	2
5. Rutgers	5	6	0	8	9	
DePaul	5	6	0	9	10	0
7. Cincinnati	3	8	0	8	10	0
8. Syracuse	2	9	0	3	15	0
Tournament Champion: St. John's						

2010	BIG EAST			OVERALL		
	W	L	T	W	L	T
Blue Division						
1. Georgetown	7	2	0	12	6	2
2. NOTRE DAME	6	2	1	10	6	4
3. Connecticut	5	1	3	12	2	6
4. West Virginia	5	4	0	11	8	2
5. Providence	4	4	1	13	6	3
6. Marquette	3	4	2	7	8	4
7. Pittsburgh	1	6	2	6	9	2
8. Seton Hall	1	8	0	3	13	1
Red Division						
1. Louisville	9	0	0	20	1	3
2. Cincinnati	5	1	3	7	5	7
3. St. John's	4	3	2	10	6	2
USF	4	3	2	9	7	4
Villanova	4	3	2	8	8	3
6. DePaul	1	5	3	4	10	5
7. Syracuse	0	6	3	2	10	5
8. Rutgers	1	8	0	4	11	1
Tournament Champion: Louisville						

2011	BIG EAST			OVERALL		
	W	L	T	W	L	T
Blue Division						
1. Marquette	7	2	0	9	8	2
2. West Virginia	6	3	0	11	8	1
3. Connecticut	5	2	2	19	3	3
4. NOTRE DAME	5	3	1	9	5	4
Providence	5	3	1	11	8	1
Georgetown	5	3	1	10	5	4
7. Pittsburgh	2	7	0	4	13	1
8. Seton Hall	1	8	0	5	11	2
Red Division						
1. USF	7	0	2	13	4	4
2. Rutgers	6	1	2	11	7	3
3. St. John's	4	5	0	14	7	2
4. Louisville	3	4	2	14	7	2
5. Villanova	3	5	1	8	9	4
DePaul	3	5	1	6	11	2
7. Cincinnati	2	7	0	6	11	1
8. Syracuse	1	7	1	3	12	1
Tournament Champion: St. John's						

2012	BIG EAST			OVERALL		
	W	L	T	W	L	T
Blue Division						
1. Georgetown	6	2	0	19	4	2
Connecticut	6	2	0	17	4	1
3. NOTRE DAME	5	2	1	17	4	1
Marquette	5	2	1	16	4	1
5. Seton Hall	2	6	0	6	12	0
Providence	2	6	0	4	10	2
7. Pittsburgh	0	8	0	6	9	2
Red Division						
1. Louisville	7	1	0	14	6	1
2. Syracuse	5	3	0	14	6	1
3. St. John's	4	3	1	10	5	4
4. Villanova	3	3	2	12	6	2
Cincinnati	3	3	2	6	9	4
6. Rutgers	3	4	1	7	7	1
7. USF	2	3	3	8	6	5
8. DePaul	1	6	1	4	10	3
Tournament Champion: NOTRE DAME						

1996 **Quarterfinals:**
Notre Dame 2, Georgetown 1 (Notre Dame, Ind.)
Semifinals:
Notre Dame 2, Connecticut 1 (Piscataway, N.J.)
Final:
Notre Dame 1, Rutgers 0 (Piscataway, N.J.)

1997 **Quarterfinals:**
Notre Dame 2, Seton Hall 0 (South Orange, N.J.)
Semifinals:
St. John's 4, Notre Dame 1 (Storrs, Conn.)

1998 **Quarterfinals:**
St. John's 2, Notre Dame 0 (Jamaica, N.Y.)

1999 **Quarterfinals:**
Rutgers 2, Notre Dame 0 (Piscataway, N.J.)

2001 **Quarterfinals:**
Notre Dame 1, Georgetown 0 (Notre Dame, Ind.)
Semifinals:
St. John's 1, Notre Dame 0 (Storrs, Conn.)

2002 **Quarterfinals:**
Georgetown 2, Notre Dame 1 (ot) (Notre Dame, Ind.)

2003 **Quarterfinals:**
Notre Dame 2, Connecticut 0 (Notre Dame, Ind.)
Semifinals:
Notre Dame 1, Providence 0 (Storrs, Conn.)
Final:
Notre Dame 2, St. John's 0 (Storrs, Conn.)

2004 **Quarterfinals:**
Seton Hall 0, Notre Dame 0 (Zot) (Notre Dame eliminated 8-7 on penalty kicks) (Notre Dame, Ind.)

2005 **First Round:**
Notre Dame 0, Syracuse 0 (Zot) (Notre Dame advanced 4-2 on penalty kicks) (Notre Dame, Ind.)
Quarterfinals:
St. John's 1, Notre Dame 0 (Jamaica, N.Y.)

2006 **First Round:**
Notre Dame 2, DePaul 0 (Notre Dame, Ind.)
Quarterfinals:
Rutgers 2, Notre Dame 1 (Zot) (Piscataway, N.J.)

2007 **Quarterfinals:**
Notre Dame 1, St. John's 0 (Notre Dame, Ind.)
Semifinals:
Notre Dame 2, DePaul 1 (Storrs, Conn.)

Final:
Connecticut 2, Notre Dame 0 (Storrs, Conn.)

2008 **Quarterfinals:**
Notre Dame 1, Louisville 0 (Notre Dame, Ind.)
Semifinals:
USF 2, Notre Dame 1 (Tampa, Fla.)

2009 **Quarterfinals:**
Notre Dame 2, USF 2 (Zot) (Notre Dame advanced 5-4 on penalty kicks) (Notre Dame, Ind.)
Semifinals:
Notre Dame 0, Louisville 0 (Zot) (Notre Dame advanced 4-3 on penalty kicks) (Morgantown, W. Va.)
Final:
St. John's 0, Notre Dame 0 (Zot) (Notre Dame eliminated 5-3 on penalty kicks) (Morgantown, W. Va.)

2010 **Quarterfinals:**
Notre Dame 2, Marquette 1 (Notre Dame, Ind.)
Semifinals:
Louisville 1, Notre Dame 0 (Harrison, N.J.)

2011 **First Round:**
Villanova 1, Notre Dame 0 (Notre Dame, Ind.)

2012 **Quarterfinals:**
Notre Dame 4, Syracuse 2 (Syracuse, N.Y.)
Semifinals:
Notre Dame 1, Connecticut 0 (Chester, Pa.)
Final:
Notre Dame 3, Georgetown 2 (Zot) (Chester, Pa.)

2013 (ACC) Quarterfinals:
Notre Dame 1, Duke 0 (Notre Dame, Ind.)
Semifinals:
Virginia 3, Notre Dame 3 (Zot) (UVA advanced 4-3 on penalty kicks) (Germantown, Md.)

2014 (ACC) Quarterfinals:
Notre Dame 3, Virginia 0 (Notre Dame, Ind.)
Semifinals:
Notre Dame 1, Clemson 1 (CU advanced 5-4 on penalty kicks) (Cary, N.C.)

2015 (ACC) Quarterfinals:
Notre Dame 1, Virginia 0 (Notre Dame, Ind.)
Semifinals:
Notre Dame 1, Wake Forest 0 (Winston-Salem, N.C.)
Final:
Syracuse 1, Notre Dame 0 (Notre Dame, Ind.)

<i>Conference Tournament</i>		
<i>Bests</i>		
Individual Career		
Points	7	Ryan Finley (2011-12)
Goals	3	Bright Dike (2005-09)
	3	Ryan Finley (2011-12)
Assists	2	Seven players
Saves	33	Greg Velho (1996-98)
Individual Single Tournament		
Points	7	Ryan Finley, 2012
Goals	3	Ryan Finley, 2012
Assists	2	Andrew Aris, 1996 Greg Martin, 2003 Jeb Brovsky, 2008 Brendan King, 2010
Saves	14	Greg Velho, 1996
Individual Game		
Points	5	Patrick Hodan - 2g, 1a at Syracuse, 2012
Goals	2	Patrick Hodan at Syracuse, 2012
	2	Ryan Finley vs. Georgetown, 2012
Assists	2	Greg Martin vs. Connecticut, 2003
	2	Brendan King vs. Marquette, 2010
Quickest Goal		Michael Thomas - 4:08 vs. DePaul, 2007
Team Game		
Goals	4	at Syracuse, 2012
Shots	25	vs. Marquette, 2010
Saves	9	vs. Connecticut, 1996
Goals in half	4	at Syracuse, 2012 (second half)
Fouls	17	Three times
Corner kicks	12	vs. Georgetown, 2002
Team Single Tournament		
Goals	8	2012 (3 games)
Shutouts	3	2003 (3 Games)

1996



Quarterfinals:

Notre Dame 2, Georgetown 1
(Notre Dame, Ind.)

Semifinals:

Notre Dame 2, Connecticut 1
(Piscataway, N.J.)

Final:

Notre Dame 1, Rutgers 0
(Piscataway, N.J.)

2003



Quarterfinals:

Notre Dame 2, Connecticut 0
(Notre Dame, Ind.)

Semifinals:

Notre Dame 1, Providence 0
(Storrs, Conn.)

Final:

Notre Dame 2, St. John's 0
(Storrs, Conn.)

2012



Quarterfinals:

Notre Dame 4, Syracuse 2
(Syracuse, N.Y.)

Semifinals:

Notre Dame 1, Connecticut 0
(Chester, Pa.)

Final:

Notre Dame 3, Georgetown 2 (2ot)
(Chester, Pa.)



Regular Season Standings

1989				
<i>NORTH DIVISION</i>	W	L	T	Pct.
Notre Dame	5	0	1	.900
Marquette	4	1	1	.750
Detroit	1	5	0	.167
Loyola	1	5	0	.167
<i>SOUTH DIVISION</i>	W	L	T	Pct.
Evansville	5	1	0	.833
St. Louis	5	1	0	.833
Dayton	1	5	0	.167
Xavier	1	5	0	.167

1990				
	W	L	T	Pct.
Evansville	8	0	0	1.000
St. Louis	6	2	0	.750
Marquette	5	2	1	.688
Butler	5	3	0	.625
Dayton	4	3	1	.563
Loyola	2	5	1	.313
Notre Dame	2	5	1	.313
Xavier	1	7	0	.125
Detroit	1	7	0	.125

1991				
	W	L	T	Pct.
Evansville	5	0	1	.917
Notre Dame	4	1	1	.750
Loyola	4	1	1	.750
Butler	2	4	0	.333
Dayton	2	4	0	.333
Detroit	1	4	1	.250
Xavier	0	4	2	.167

1992				
	W	L	T	Pct.
Xavier	5	0	2	.857
Evansville	4	1	2	.714
Notre Dame	4	2	1	.643
Dayton	4	2	1	.643
Butler	2	4	1	.357
Loyola	2	4	1	.357
Detroit	1	5	1	.214
La Salle	1	5	1	.214

1993				
	W	L	T	Pct.
Notre Dame	5	1	0	.833
Detroit	4	1	1	.750
Evansville	3	2	1	.583
Butler	3	3	0	.500
Loyola	2	4	0	.333
Xavier	2	4	1	.333
La Salle	1	5	1	.167

1994				
<i>EAST DIVISION</i>	W	L	T	Pct.
Xavier	5	3	0	.625
Butler	5	3	0	.625
La Salle	5	4	0	.556
Detroit	4	4	2	.500
Wright State	3	6	0	.333
Cleveland State	1	8	0	.111

<i>WEST DIVISION</i>	W	L	T	Pct.
Wisc.-Green Bay	7	2	0	.778
Wisc.-Milwaukee	7	3	1	.682
Northern Illinois	5	3	1	.611
Notre Dame	4	4	0	.500
Loyola	3	5	0	.375
Illinois-Chicago	2	2	0	.250



Notre Dame captured its second consecutive Midwestern Collegiate Conference tournament crown in 1994 with a 3-2 overtime win against Wisconsin-Milwaukee.

MCC

Tournament Results

1988

Quarterfinals:

Notre Dame 6, Detroit 0
Xavier, Dayton 0 (forfeit)
Evansville 5, Loyola 0

Semifinals:

Notre Dame 2, Evansville 0
St. Louis 1, Dayton 0 (forfeit)

Finals: Notre Dame 2, St. Louis 0

1989

Quarterfinals:

Notre Dame 3, Xavier 2
Evansville 2, Loyola 1
Dayton 2, Marquette 1
St. Louis 3, Detroit 1

Semifinals:

Evansville 2, Dayton 1
St. Louis 2, **Notre Dame 1**

Finals: Evansville 4, St. Louis 1

1990

First Round: Xavier 2, Detroit 0

Quarterfinals:

Evansville 5, Xavier 0
Marquette 3, Loyola 0
Dayton 3, Butler 1
St. Louis 1, **Notre Dame 0**

Semifinals:

Evansville 6, Dayton 0 (OT)
St. Louis 2, Marquette 0

Finals: Evansville 1, St. Louis 0

1991

Quarterfinals:

Notre Dame 6, Detroit 0
Xavier 2, Loyola 1 (OT)
Dayton 2, Butler 1

Semifinals:

Notre Dame 2, Xavier 0
Evansville 2, Dayton 0

Finals: Evansville 2, **Notre Dame 0**

1992

Quarterfinals:

La Salle 2, Xavier 1
Butler 2, Dayton 1
Evansville 2, Detroit 1 (OT)
Notre Dame 2, Loyola 1

Semifinals:

La Salle 1, Butler 1 (OT)*
Evansville 3, **Notre Dame 2**

Finals: Evansville 2, La Salle 1

1993

Quarterfinals:

Detroit 1, La Salle 1*
Evansville 3, Loyola 1 (OT)
Butler 4, Xavier 0

Semifinals:

Detroit 1, Evansville 0
Notre Dame 2, Butler 0

Finals: **Notre Dame 2**, Detroit 0

1994

Quarterfinals:

Butler 2, Northern Illinois 1
Detroit 1, Wisc.-Green Bay 1 (OT)*
Notre Dame 6, Xavier 2
Wisc.-Milwaukee 7, La Salle 1

Semifinals:

Notre Dame 4, Butler 1
UW-Milw. 1, Detroit 0 (OT)

Finals:

Notre Dame 3, UW-Milw. 2 (OT)

* - Game determined by penalty kicks



Midwestern Collegiate Conference

Player of the Year

Bill Lanza.....	1993
Randy Morris.....	1988

MCC Newcomer of the Year

Bert Bader.....	1991
Bill Lanza.....	1992

MCC Coach of the Year

Mike Berticelli.....	1993
----------------------	------

MCC All-Conference

First Team

Tim Oates.....	1993, 1994
Bert Bader.....	1993
Chris Dean.....	1993
Bill Lanza.....	1992, 1993
Brett Hofmann.....	1991
Kenyon Meyer.....	1991
Paul LaVigne.....	1989
John Guignon.....	1988
Randy Morris.....	1988
Joe Sternberg.....	1988

Second Team

Kevin Adkisson.....	1994
Bert Bader.....	1991, 1992, 1994
Chris Dean.....	1994
Miike Palmer.....	1991, 1993
Tim Oates.....	1992
Kevin Pendergast.....	1989, 1992
Mario Tricoci.....	1991, 1992
Jean Joseph.....	1991

MCC Tournament MVP

Bert Bader.....	1993
Bill Lanza.....	1992, 1993
Tim Oates.....	1994

MCC All-Tournament Team

Kevin Adkisson.....	1993
Bert Bader.....	1993
Tony Capasso.....	1994
Chris Dean.....	1993
Brett Hofmann.....	1991
Konstantin Koloskov.....	1994
Bill Lanza.....	1992, 1993
Paul LaVigne.....	1989
Kenyon Meyer.....	1991
Tim Oates.....	1994
Mike Palmer.....	1993
Kevin Pendergast.....	1989

MCC All-Newcomer Team


Bert Bader.....	1991
Chris Dean.....	1991
Brian Engesser.....	1993
Jean Joseph.....	1991
Bill Lanza.....	1992
Tim Oates.....	1991
Pat Sullivan.....	1990
Kevin Pendergast.....	1989
Bill Savarino.....	1994
Ryan Turner.....	1994



Head coach Mike Berticelli was instrumental in guiding the Fighting Irish and Konstantin Koloskov to back-to-back MCC tournament titles in 1993 and 1994.



John Guignon was a key member of the Fighting Irish team that captured the MCC tournament title in 1988. He started all 23 games that season and tallied 16 points on six goals and four assists en route to being named to the all-MCC first team.



Tim Oates (arm raised) celebrates with teammate Rick Christofer after scoring a hat trick in Notre Dame's 4-1 win over No. 20 Rutgers in the 1993 season opener. Oates would go on to collect all-MCC first-team honors that season and again in 1994.

ALL-TIME ROSTER



Name	Years	Gms	G	A	Pts.	MW-Pos	Hometown
Kevin Adkisson	1991-92-93-94	76	1	3	5	4-M	St. Louis, MO
Bobby Allong	1988-89-90-91	22	2	1	5	1-M	Houston, TX
Steve Archer	1987-88	7	0	1	1	0-F	Fort Worth, NJ
Andrew Aris	1996-97-98-99	78	13	18	44	4-F	Auckland, New Zealand
Matt Armstrong	2007-08-09	66	0	4	4	3-M	Phoenix, AZ
Ian Aschieris	2015	0	0	0	0	0-F	Solana Beach, CA
Brandon Aubrey	2013-14-15	55	6	3	15	3-M/D	Plano, TX
Dave Augustyn	1986-87-88-89	86	1	9	11	4-D	Fort Wayne, IN
Peter Bader	1991-92-93-94	83	0	5	5	4-GK	Dallas, TX
Bert Bandera	1996-97-98-99	8	1	0	2	1-F/M	South Bend, IN
John Baumgardner	2006	0	0	0	0	M	Eagan, MN
Bill Beasley	1982-83-84	15	5	2	12	1-F	Menlo Park, CA
Rolf Behrje	1986-87-88-89	83	13	8	34	4-M	Portage, MI
Andrew Benton	2004-05-06-07	16	0	0	0	3-M/D	Marietta, GA
Erik Berg	1994	0	0	0	0	0-D	Paradise Valley, AZ
Patrick Berneski	2014-15	9	1	0	2	1-D	Washington, PA
Jay Berhalter	1990-91	3	0	0	0	0-M	Tenafly, NJ
Antonio Bernal	1998	5	0	0	0	1-M/F	Barranquilla, Columbia
Brian Berry	1982-83	13	2	2	6	1-M	Greensboro, NC
Steve Berry	1979-80-81-82	73	6	12	24	3-M	Greensboro, NC
Matt Besler	2005-06-07-08	90	5	7	17	4-D	Overland Park, KS
Nick Besler	2011-12-13-14	72	2	5	9	4-M	Overland Park, KS
Tony Bezouska	1977	NA	0	0	0	1-M	Berwyn, IL
Burt Blaha	1979-80-81	4	1	0	2	0-M	Sea Girt, NJ
Chuck Bidinger	1983-85	18	0	1	1	1-D	Rockville, MD
David Bidinger	1980-81-83	32	1	4	6	1-M	Rockville, MD
Mark Bidinger	1982-83-84-85	72	12	15	39	4-M	Rockville, MD
Ben Bocklage	1995-96-97-98	79	19	8	46	4-F	St. Louis, MO
Luke Boughen	2001-02-03-04	72	5	6	16	4-D/M	San Juan Capistrano, CA
Tom Bowsher	1983	12	0	0	0	1-M	Maplewood, NJ
Erich Braun	1999-00-01-02	73	36	13	85	4-F	Frankfurt, Germany
Jim Braunlin	1979	NA	0	0	0	0-D	Dayton, OH
Hugh Breslin	1983-85-86	50	0	1	1	2-GK	Morrisstown, NJ
Jeb Brovsky	2007-08-09-10	87	15	12	42	4-M/F	Lakewood, CO
Leon Brown	2010-11-12-13-14	84	14	9	37	4-F	Mattapan, MA
Myles Brown	2015	0	0	0	0	0-M	Richmond, VA
Roger Brown	1979-80-81	15	1	2	4	1-D	Wheaton, IL
Jamie Brummes	1986	1	0	1	1	0-M	Burnsville, MN
Shawn Bryden	1992	16	3	1	7	1-F	Sugar Land, TX
Steve Burgoon	1977-78-79-80	37	4	4	12	1-D/M	Voorheesville, NY
Justin Campbell	1997	0	0	0	0	0-M	Westlake, NY
Louis Canaluis	1987	1	0	0	0	0-M	Miami, FL
Tony Capasso	1993-94-95-96	74	20	13	53	4-M	Winnipeg, Manitoba
Keith Carlson	1991-92-93-94	74	25	14	64	4-F/M	Klein, TX
Ted Carnevale	1977-78	39	7	15	29	2-F	Oradell, NJ
Mike Carney	1984	4	0	1	1	0-F	Chesterfield, MO
John Cavanaugh	2004	0	0	0	0	0-D	Granger, IN
Steve Chang	1981-82-83	55	9	21	39	3-F/M	Burnsville, MN
Rick Christofer	1991-92-93-94	28	1	3	5	3-M	Avon, CT
Filippo Chillemi	2000-01-02-03	55	0	3	3	4-M	Roswell, GA
Vince Cicciarelli	2011-12-13-14	44	8	3	19	2-F	Peoria, IL
Joe Ciuni	1977-78-79-80	66	14	10	38	3-M	Walton Heights, OH
Kevin Coghlan	1980-81	21	0	3	3	1-D	Bloomington, IN
Tom Connaghan	1987-88-89-90	79	9	6	24	4-F	Palos Verdes, CA
Patrick Connolly	2013-14-15	3	0	0	0	0-M	New Canaan, CT
Keith Connor	1977	NA	0	0	0	0-D	Kansas City, MO
Chris Conway	1991-92-93-94	13	0	0	0	1-M	Unionville, CT
Justin Cordon	1998	0	0	0	0	0-M	Little Rock, AR
B.J. Cotter	1998-00-01	21	0	0	0	2-D	Cincinnati, OH
Dan Coughlin	1981-82-84	11	0	1	1	2-GK	St. Louis, MO
Ryan Cox	1996-98-99	57	8	10	26	3-F	Broadview Heights, OH
Kyle Craft	2010-11-12-13	1	0	0	0	1-M	Tulsa, OK
Tom Crotty	1977-78-79	60	8	7	23	2-D	Darien, CT
Ben Crouse	2002-03-04-05	34	1	1	3	3-D	Oak Park, CA
Mark Crowe	1987-88-89-90	43	4	2	10	2-D	Maui, HI
Brian Cullather	1977-78-79	9	0	1	1	2-GK	Michigan City, IN
Andrew Cupero	2013-14-15	0	0	0	0	0-M	Beaumont, TX
David Cutler	1994-95-97-98	58	1	2	4	3-D	Seattle, WA
Kyle Dagan	2005-06-07-08	23	0	1	1	2-D	Westlake Village, CA
Greg Dalby	2003-04-05-06	88	4	2	10	4-D/M	Poway, CA
Tom Daley	1982-83-84	56	11	20	42	3-M	Park Ridge, IL
Chris Dean	1991-92-93-94	81	2	7	11	4-D	Plano, TX
Matt DeDominicis	1996-97-98-99	21	0	0	0	2-D	Simsbury, CT
Kyle Dedrick	2014-15	3	0	0	0	0-M/F	Wilton, CT
Sean Dedrick	2015	0	0	0	0	0-M/F	Wilton, CT
Justin Detter	2000-01-02-03	80	28	18	74	4-M/F	White Lake, MI
Paul Devereux	1977-78-79	39	1	3	5	3-M	Rochester, NY
Ivor Deweydenthal	1986	1	0	0	0	0-M	Munich, Germany
Brendan Dillmann	1989-90-91-92	70	7	9	23	4-M	Tampa, FL
Bright Dike	2005-06-07-08-09	86	27	12	66	4-F	Edmond, OK
Mark Dolan	1995-96	15	0	0	0	1-F	Granger, IN
Dave Donohue	2006-07-08-09	70	8	7	23	3-M	Reading, MA
Dom Driano	1981-82-83-84	57	1	2	4	3-D	Bellevue, WA
Mike Drury	1987-88	45	0	1	1	2-D	Westfield, NJ



ALL-TIME ROSTER

Name	Years	Gms	G	A	Pts.	MW-Pos	Hometown
Brian Dubay	1994-95	6	0	0	0	1-D	Durham, NC
Bilal Duckett	2007-08-09-10	42	1	0	2	2-D	Peachtree City, GA
Kyle Dulworth	2004-05-06-07	29	0	1	1	3-M	Ft. Wayne, IN
Felicien Dumas	2015	0	0	0	0	0-M	Tokyo, Japan
Tony Dwyer	1977	NA	0	0	0	0-F	Morristown, NJ
Jack Elliot	1990-91-92-93	23	2	2	6	1-F	Penfield, NY
Brian Engesser	1993-94-95-96	71	2	8	12	4-D	Huntington Beach, CA
Ian Etherington	2003-04-05-06	79	7	10	24	4-M	Temecula, CA
Eric Evans	1983-84-85	37	3	5	11	2-M	Lake Oswego, OR
Drew Farina	1993-94	4	0	0	0	0-M	Furlong, PA
Jeffrey Farina	2014-15	43	5	12	22	2-F	Wilmette, IL
Eric Ferguson	1992	17	0	3	3	1-F	Chesapeake, VA
Sean Fieber	1986	3	0	0	0	0-F	Torrance, CA
Ryan Finley	2011-12	39	28	6	62	2-F	Lumberton, NJ
Terry Finnegan	1977-78	38	34	7	75	2-F	Universal City, MO
Mike Fitzpatrick	1990	5	0	0	0	0-M	Barrington, IL
Jim Flynn	1983-84-85-86	6	0	0	0	3-GK	Evansville, IN
Andreas Forstner	1999-00-01	54	2	3	7	3-D/M	Gerlingen, Germany
John Fossella	1984	19	5	0	10	1-F	Maplewood, NJ
Jason Fox	1991-92-93-94	74	10	9	29	4-M	Avon, CT
Oliver Franklin	1977-79-80	NA	0	0	0	3-D	Chicago, IL
Robert Fuller	1982	9	1	1	3	1-M	Cedar Lake, IN
Jon Gallagher	2014-15	43	12	6	30	2-F	Dundalk, Ireland
Robby Gallegos	2011-12-13-14	32	0	1	1	2-M	Aptos, CA
Joe Gallo	1994-95-96-97	78	2	8	12	4-M	Modesto, CA
John Gallo	1977	NA	0	0	0	1-D	Wolcott, NY
Peter Gansler	1993-94-95-96	63	2	2	6	4-D	Glendale, WI
Rafael Garcia	1999-00-01-02	59	6	6	18	4-F	Palmdale, CA
Kevin Garvey	1977-79	14	1	1	3	1-F	Pittsburgh, PA
Tom Gerlach	1985-86	42	3	8	14	1-F	Columbus, OH
Allen Gianotti	1980-81	10	1	2	4	1-F	Portland, OR
John Gibbs	1984-85	11	3	1	7	1-F	Arlington Heights, IL
Robert Gildea	1977	NA	0	0	0	1-F	Andover, MA
Paul Gluckow	1984-85-86-87	39	1	0	2	4-D	Ocean Grove, NJ
Kevin Goldthwaite	2001-02-03-04	75	6	24	36	4-M/D	Sacramento, CA
Trevor Gonzales	2012-13-14	1	0	0	0	1-D	Allen, TX
Dan Gordon	1985-86-87-88	75	1	0	2	4-D	Omaha, NE
Mark Gormley	2013-14-15	21	3	0	6	1-M/F	Minneapolis, MN
Ed Graham	1979-80-81-82	18	3	7	13	1-F	Naperville, IL
Bill Gross	1984-85	48	2	7	11	3-F	Hazlet, NJ
John Guignon	1985-86-87-88	78	18	11	47	4-M	St. Louis, MO
Matt Habrowski	2013-14-15	27	2	1	5	2-D	Berkley, MI
Bill Hagerty	1977	17	9	13	31	1-M	Dayton, OH
Ken Harkenrider	1980-81-82-83	84	26	16	68	4-F/M	Ft. Wayne, IN
Oliver Harris	2013-14-15	25	0	1	1	1-M	Birmingham, MI
Joe Heider	1977	NA	0	0	0	0-F	St. Louis, MO
Shea Helmle	1999-2000	17	0	0	0	1-F	Valrico, FL
Monty Henige	1985	9	0	0	0	1-D	Flint, MI
Mark Hentschell	1977	NA	0	0	0	1-M	Chesterfield, MO
Rich Herdegen	1981-82-83-84	84	57	23	137	4-F	Somerset, England
Christopher High	2001-02-03-04	35	3	0	6	3-D	Gamarillo, CA
Patrick Hodan	2012-13-14-15	87	29	19	77	4-M	Brookfield, WI
Brett Hofmann	1989-90-91	57	0	1	1	3-D	Silver Spring, MD
Joe Hohl	1982	20	6	8	20	1-M	Ontario, Canada
Joe Holterman	1980-81	42	0	5	5	2-D	Milwaukee, WI
Tom Holubeck	1981	10	1	1	3	1-M	Cincinnati, OH
Griffin Howard	1997-98-99-00-01	42	5	1	11	3-M	San Diego, CA
Joe Howe	1982-83-84	41	5	5	15	2-F	Freehold, NJ
Chris Hubbard	2013-14-15	22	0	1	1	1-GK	Louisville, KY
James Jacobs	1978-79-80	NA	0	0	0	1-D	Bethesda, MD
Brian Jarvis	2000-01	14	0	0	0	2-M/F	Pomona, CA
Matt Johnson	1995-96-97-98	81	2	11	15	4-M/D	Livermore, CA
Duffy Jones	1991	3	0	1	1	0-M	Atlanta, GA
Jason Jorski	1996-97-98-99	32	0	0	0	4-M/D	Lutz, FL
Jean Joseph	1991-92-93-94	61	13	11	37	4-F	Marriott, GA
Kevin Kade	1986	22	1	2	4	1-M	Manhasset, NY
Paul Kaemmerer	1989	15	2	2	6	1-F	Palos Verdes, CA
Sami Kahale	1978-79-80-81	74	35	30	100	3-F	Rome, Italy
T.R. Kane	1993	3	0	0	0	0-M	Columbus, OH
Tom Kellenberg	1977	NA	0	0	0	0-M	South Bend, IN
Mitch Kern	1988-89-90	58	9	9	27	3-M	San Jose, CA
Ben Ketchum	1992-93	13	1	0	2	1-M	South Bend, IN
Brendan King	2008-09-10-11	81	6	14	26	4-M	Naperville, IL
Jeff Kitchen	1982	3	0	0	0	0-M	Tulsa, OK
Roger Klauer	2003	3	0	0	0	1-F	Granger, IN
Greg Klazura	2007-08-09-10-11	44	1	4	6	3-D	Rockford, IL
Connor Klekota	2012-13-14-15	66	4	8	16	3-M	Amherst, OH
Roman Klos	1977-78	42	12	14	38	2-F	Parma, OH
Michael Knapp	2008-09-10-11	15	0	0	0	1-D	Arlington, TX
Konstantin Koloskov	1993-94-95-96	74	24	14	62	4-M	Moscow, Russia
Ted Kommers	1985	NA	0	0	0	0-D	South Bend, IN
Steve Kramer	1979-80-81	11	3	2	8	2-M	Rockville, MD
Steve Kranz	1983-84-85	13	0	1	1	1-F	Worthington, OH

ALL-TIME ROSTER



Name	Years	Gms	G	A	Pts.	MW-Pos	Hometown
Alex Kratz	1987	18	0	0	0	1-M	Cincinnati, OH
Chris Kruel	1981	3	0	0	0	0-D	Wauwatosa, WI
Dave Krus	1985	1	0	0	0	1-GK	Solon, OH
Craig Krzyskowski	2009-10	2	0	0	0	1-D	Western Springs, IL
Max Lachowcecki	2011-12-13-14-15	85	8	9	25	4-D	Evansville, IN
Paul LaJoie	1988	1	0	0	0	0-M	Richardson, TX
Rob LaMear	1987-88	9	0	0	0	0-M	St. Louis, MO
Bart Lanahan	1996	2	0	0	0	0-M	Big Flats, NY
Josh Landman	1992-93-94-95	20	4	3	11	0-M	Beverly, MA
Bill Lanza	1992-93-94-95	54	29	25	83	3-F	Dumfries, VA
Joseph Lapira	2004-05-06-07	89	41	23	105	4-F	Lake Charles, LA
Connor LaRose	1997-98-99-00	68	3	7	13	4-M	Claremont, CA
Paul LaVigne	1987-88-89-90	79	1	2	4	4-D	St. Louis, MO
Steve LaVigne	1987-88-89-90	76	13	10	36	4-M	St. Louis, MO
Terry Lee	2005-06-07-08	1	0	0	0	1-D	Cleveland, OH
Brendan Lesch	2011-12-13-14	22	0	0	0	3-M	Westport, CT
Marvin Lett	1985-86	42	4	1	9	2-M	Dallas, TX
Peter Logan	1977	18	1	2	4	1-F	Ft. Wayne, IN
Danny Lojek	2012-13-14-15	21	0	0	0	3-M	Orland Park, IL
Mark Lorenzen	2007	0	0	0	0	0-M	Naperville, IL
Kevin Lovejoy	1978-79-80	73	67	19	153	3-F/M	Seattle, WA
Scott Lowell	1977-78	NA	0	0	0	1-D	Cincinnati, OH
Steve Lowmyer	1984-85-86-87	82	5	9	19	4-D	San Jose, CA
Mark Luetkehans	1979-80-82-83	90	7	11	25	4-M/F	Wheaton, IL
Tom Luetkehans	1977-78-79	23	1	0	2	2-D	Wheaton, IL
Andrew Luttrell	2007-08-09-10	9	0	0	0	1-F	Granger, IN
Danny Lyons	1987-88-89	24	0	1	1	3-GK	Albuquerque, NM
Alan Lyskawa	1999-00-01-02	47	2	4	8	4-M	Novi, MI
Stewart MacDonald	1982-83-84-85	54	3	5	11	3-D	Kettering, OH
Sean MacLeod	2015	0	0	0	0	0-M/F	Troon, Scotland
Shawn Magsig	1986	3	1	0	2	0-M/F	Boca Raton, FL
Matt Mahoney	1995	15	0	0	0	1-D	Oakville, ONT
Mike Mai	1977-78-79	73	18	21	57	2-F	Houston, TX
Stephen Maio	1997-98-99-00	46	0	2	2	3-D	Ontario, Canada
Martin Mangialardi	1983-84-85	32	2	1	5	1-D	Lake Ronkonkoma, NY
Mario Manta	1979-80-81-82	74	36	18	90	3-F	Aden, Yemen
Greg Martin	2000-01-02-03	74	13	9	35	4-M	Plano, TX
Kurt Martin	2004-05-06-07	74	7	5	19	4-F/M	McAllen, TX
Chris Mathis	1993-94-95-96	82	12	15	39	4-M	Kaiserslautern, Germany
Aaron Maund	2008-09-10-11	77	2	5	9	4-D	Dorchester, MA
Gianni Mauro	2001-02	3	0	0	0	0-D	Washington, MI
Brian Mayglothing	1989	13	0	0	0	1-D	Wilton, CT
Kevin Mayo	1985-86-87-88	4	0	0	0	2-GK	Indianapolis, IN
Pat McClanahan	1986	20	0	0	0	1-D	Crofton, MD
Bruce McCourt	1985-86-87-88	87	45	19	109	4-F	Granger, IN
Brad McCurrie	1979-80-81-82	15	0	1	1	3-F	Pittsburgh, PA
Brian McCurrie	1979-80	9	2	1	5	0-M	Pittsburgh, PA
Dan McCurrie	1977-78-79-80	82	11	15	37	4-M	Pittsburgh, PA
Tom McFarland	1982-83-84	19	2	2	6	1-M	Flossmoor, IL
Justin McGeeney	2003-04-05-06	71	15	3	33	4-F	Ames, IA
Sean McGrath	2008-09-10-11	10	0	0	0	2-D	Indianapolis, IN
Reggie McKnight	1997-98-99-00	66	5	7	17	4-M	Greenville, SC
Rich McMonagle	1979-80	NA	0	0	0	0-D	Alexandria, VA
Matt McNew	1996-97-98-99	80	5	4	14	4-D/M	Arlington, TX
Bob McTabeney	1982	1	0	0	0	0	Scotch Plains, NJ
Tony Megna	2002-03-04-05	60	5	2	12	3-F	Middleton, WI
James Melvin	1979-80	NA	0	0	0	0-D	Portsmouth, RI
Adam Mena	2008-09-10-11-12	55	6	5	17	4-M	Holland, MI
Kevin Mewborn	1989	2	0	0	0	0-M	Kingwood, TX
Kenyon Meyer	1989-90-91	57	14	7	35	3-D	Louisville, KY
Steve Milan	1979	NA	0	0	0	0-M	Calgary, Canada
David Miles	1980-82-84-85	64	23	18	64	3-F	South Bend, IN
Connor Miller	2011-12-13	13	0	1	1	2-D	Aurora, IL
Ryan Miller	2003-04-05-06-07	91	7	11	25	4-D/M	Barrington, IL
Steve Miller	1977-78-79-80	45	2	1	5	3-F/D	Rochester, NY
Danny Milton	1983	3	0	0	0	0-M	Short Hills, NJ
Diego Miron	1988	3	1	0	2	0	Louisville, KY
Luke Mishu	2010-11-12-13-14	75	0	12	12	4-D	Knoxville, TN
Mark Mishu	2013-14-15	1	0	0	0	0-D	Knoxville, TN
Jim Moellering	1977	18	14	2	30	1-F	Florissant, MO
Randy Morris	1985-86-87-88	84	28	40	96	4-F	Los Gatos, CA
Jim Morrissey	1978-79-80-81	NA	0	0	0	1-F	Dayton, OH
Justin Morrow	2006-07-08-09	89	7	7	21	4-M/F	Cleveland, OH
John Mousinho	2004	12	1	0	2	1-M/D	Buckinghamshire, England
Warrick Muldrow	1988	5	0	0	0	0-M	Neptune, NJ
Bill Murphy	1978-79-80	65	8	12	28	3-M	St. Louis, MO
Brendan Murphy	1990-91	18	1	1	3	1-F	West Redding, CT
Brian Murphy	2003-04	8	0	2	2	0-F	Granger, IN
Pat Murphy	1986-87-88	64	13	6	32	3-F	Chesterfield, MO
Philip Murphy	1995-96-97-98	56	0	1	1	4-M/D	Brentwood, TN
Andy Murray	1997	2	0	0	0	0-D	Lexington, KY
Joe Murray	1977	NA	0	0	0	0-F	Columbus, OH
Jock Mutschler	1982-83-84-85	61	1	3	5	3-D	Fairport, NY



ALL-TIME ROSTER

Name	Years	Gms	G	A	Pts.	MW-Pos	Hometown
Tim Nauman	1977-78-79	63	8	15	31	3-M	Kettering, OH
Nate Norman	2003-04-05-06	82	7	13	27	4-M	Rochester, MI
Bob Novak	2009-10-11-12	34	1	0	2	2-M	Homer Glen, IL
Bruce Novotny	1980-81-82-83	65	2	4	8	3-D	Manahawkin, NJ
John Novotny	1981	4	1	0	2	0	Creve Coeur, MD
Tim Oates	1991-92-93-94	79	38	21	97	4-F	Virginia Beach, VA
Evan Oliver	1998-99-00	0	0	0	0	0-D	Los Angeles, CA
Danny O'Leary	2009-10-11-12	50	5	2	12	3-M/F	Naperville, IL
Andrew O'Malley	2010-11-12-13-14	52	4	1	3	3-D	West Chester, PA
Ed O'Malley	1978-79-80-81	47	25	13	69	2-M	Massapequa, NY
Mike Palmer	1990-91-92-93	65	11	17	39	4-F	South Bend, IN
Drew Palumbo	1981-82	NA	0	0	0	1-M	Ft. Washington, MD
Evan Panken	2012-13-14-15	67	11	16	38	3-M	Edina, MN
Kevin Pendergast	1989-90-91-92	76	29	13	71	4-F	Simsbury, CT
Tom Pernsteiner	1986	15	0	0	0	1-D	Canton, OH
Mike Pecoraro	1982	7	1	1	3	0-F	Cincinnati, OH
Steven Perry	2007-08-09-10	75	15	8	38	4-F	Edmond, OK
Pascal Piazza	1977-78	NA	0	0	0	2-D	Houston, TX
Larry Pilliod	1979	NA	0	0	0	1-D	Pedrigal, Mexico
Dillon Powers	2009-10-11-12	78	10	22	42	4-M	Poca, TX
Ray Prado	1991-92-93-94	52	6	4	16	4-M	Boca Raton, FL
Charles Prejean	1977	NA	0	0	0	1-D	Danbury, CT
Devon Prescod	2000-01-02-03	75	22	10	54	4-F	Marietta, GA
Dustin Pridmore	1997-98-99-200	55	5	5	15	5-M/D	Dallas, TX
Alex Priede	2010-11-12-13	32	4	2	10	2-F	Cincinnati, OH
Jude Quinn	1979	10	0	1	1	1-D	Bethlehem, PA
Bill Ralph	1978	20	12	5	29	1-F	Livonia, MI
Justin Ratcliffe	1999-00-01-02	76	3	2	8	4-M	Miami, FL
Geoff Raynor	1977-78	NA	0	0	0	2-D	Rockville, MD
Corey Rellas	2005-06-07-08-09	53	3	5	11	3-M/D	Plano, TX
Dale Rellas	2002-03-04-05-06	62	0	1	1	4-D	Plano, TX
Doug Reilly	1986	4	0	0	0	0-M	Bridgeville, IL
Steve Reyrner	1984-85	24	0	0	0	2-D	Bethlehem, PA
Jeff Rhodes	1990	17	2	1	5	1-D	San Jose, CA
Jim Rice	1977-78	20	0	1	1	2-D	Manhasset, NY
Kyle Richard	2009-10-11-12	48	3	2	8	3-M/F	Louisville, KY
Kevin Richards	2000-01-02-03	79	2	9	13	4-D	Warwick, Bermuda
Tont Richardson	1991-92-93-94	70	6	4	16	4-F	Windsor, CT
Chad Riley	2000-01-02-03	78	10	32	52	4-M	Houston, TX
Paul Rodriguez	1999-00-01-02	19	1	0	2	2-M	San Antonio, TX
Karl Roemer	1988	20	0	1	1	1-F	South Bend, IN
Kurt Roemer	1985-87	43	2	9	13	2-M	South Bend, IN
Michael Rose	2008-09-10-11-12	41	4	6	14	4-M/F	Severna Park, MD
Tom Rossert	1977	NA	0	0	0	0-F	LaGrange, IL
Matt Rosso	1998-99-00-01	44	2	3	7	4-M/F	Churchville, PA
Chris Ryan	1984	9	0	1	1	1-M	Bridgegewater, NJ
Steve Ryan	1983-84	16	3	1	7	1-F	New Orleans, LA
Jim Sabitus	1977-78-79	47	9	9	27	3-M	Vestal, NY
Tamba Samba	2006-07-08-09	43	3	1	7	3-F	Indianapolis, IN
Peter Sanchez	1990	18	3	0	6	1-F	Portage, IN
Bill Savarino	1994-95-96-97	81	9	12	30	4-F	Orland Park, IL
Kevin Sax	1989-90	18	2	2	6	1-M	Vestal, NY
Larry Scanlon	1988	11	0	0	0	0-M	Ballston Lake, NY
John Schaefer	2006-07-08-09	25	2	0	4	1-D	Troy, MI
Jorge Schippers	2003-04	0	0	0	0	0-F	Guatemala City, Guatemala
Fred Schlichting	1991-92-93	7	0	0	0	1-M	Baldwin, MO
Mark Schmitz	1986	2	1	0	2	0-M	Oakland, CA
Nick Schneeman	1977-78	42	8	12	28	2-M	St. Paul, MN
Jay Schwartz	1979-80-81-82	69	13	9	35	4-M	Bellevue, WA
Ted Schwartz	1980-81-82-83	65	4	10	18	3-D	Silver Spring, MD
Brian Sheehan	2004	0	0	0	0	0-D	Denver, CO
Harrison Shipp	2010-11-12-13	84	23	24	70	4-F	Lake Forest, IL
Michael Shipp	2012-13-14-15	28	2	1	5	2-D	Lake Forest, IL
Larry Smith	1980-81-82	41	2	5	9	2-D	Lake Ronkonkoma, NY
Iye Smith	1998	1	0	0	0	0-M	Conyers, GA
Rob Snyder	1980-81-83	51	23	22	68	2-F	Dallas, TX
Dan Stebbins	1987-88-89-90	77	11	4	26	4-F	Milwaukee, WI
Jim Stein	1978-79-80-81	44	3	1	7	3-D	Lockport, NY
John Stephens	2002-03-04-05	60	1	5	7	4-M	Woodbridge, IL
Joe Sternberg	1985-86-87-88	87	43	20	106	4-M	Bloomington, MN
Jack Stewart	2001-02-03-04	82	4	2	10	4-D/M	Torrance, CA
Matt Stolwyk	1979-80	19	2	2	6	0-F	St. Louis, MO
Dan Storino	1997-98-99-00	4	0	0	0	1-M	Inverness, IL
John Storino	1993-94	1	0	0	0	0-M	Inverness, IL
Tim Storino	1998-99-00-01	11	0	0	0	1-D	Inverness, IL
Mike Stronczek	1980	NA	0	0	0	0-M	Ft. Wayne, IN
Bill Sullivan	1977-78	19	1	4	6	2-M	Canton, MA
Mike Sullivan	1979-80-81-82	48	6	17	29	3-M	St. Louis, MO
Patrick Sullivan	1990-91	15	0	0	0	1-M	Chagrin Falls, OH
Mike Susi	1978	NA	0	0	0	0-M	Middletown, CT
Chris Sutton	2008-09-10-11	50	1	0	2	3-M/D	Apple Valley, MN
Phil Sweetser	1978-79-80-81	12	1	1	3	2-D	Edina, MN
Patrick Szanto	1983-84-85	78	33	12	78	3-F/M	Poughkeepsie, NY
Nick Tarnay	2002-03	0	0	0	0	0-M/D	Fairview Park, OH

ALL-TIME ROSTER



Name	Years	Gms	G	A	Pts.	MW-Pos	Hometown
Dan Tarullo	1977	NA	0	0	0	0-M	Waltham, MA
Chris Telk	1982-83-84-85	77	10	16	36	4-M	Denver, CO
Joe Thesing	1980	NA	0	0	0	0-D	Kansas City, MO
Josh Thiermann	2007-08-09	43	2	1	5	3-F/M	Stoughton, WI
Michael Thomas	2006-07-08-09	83	19	13	51	4-M/D	Olathe, KS
Jon Mark Thompson	2002-03-04-05	29	0	0	0	3-M	Cape Girardeau, MO
Eric Tilley	2009-10-11-12	5	0	0	0	1-M/D	Albuquerque, NM
Sean Toomey	1985	2	0	0	0	0-M	Seattle, WA
Blake Townes	2014-15	22	0	3	3	1-M/D	Canton, MI
Jack Traynor	2005-06-07-08	86	2	7	11	4-D	St. Charles, MO
Mario Tricoli	1989-90-91-92	60	1	5	7	3-M	Palatine, IL
Ryan Turner	1994-96-97	62	21	16	58	3-F	Scottsdale, AZ
Thomas Ueland	2015	22	4	0	8	1-M/F	Lexington, KY
Grant Van De Castelee	2009-10-11-12-13	84	4	1	9	4-D	Plano, TX
Bill Varanka	1980	4	1	0	2	0-F	Somers, CT
Rob Verfurth	1978-80	NA	0	0	0	0-D	Annandale, VA
Shane Walton	1998	18	10	7	27	1-F	San Diego, CA
Eric Watkins	1982-83	14	0	1	1	1-D	Granger, IN
Scott Wells	1994-95-96-97-98	47	3	13	19	3-M	Phoenix, AZ
Bill Wetterer	1977-78-79	61	13	18	44	3-D	Louisville, KY
Dane Whitley	1991-92-93-94	45	1	3	5	4-M	Columbus, IN
Ed Williams	1982	15	7	1	15	1-F	Edina, MN
Patrick Williams	1998	7	0	0	0	1-F	Chatham, NJ
Randy Wittry	1977-78	42	0	3	3	0-D	Clinton, TN
Alan Woods	1996-97	42	3	2	8	2-D	Burtonsville, MD
Alex Yoshinaga	2004-05-06-07-08	89	9	6	24	5-M/D	San Diego, CA
Ron Yuro	1985-86	2	0	0	0	0-D	Howell, NJ
Jim Zaremba	1980	5	1	0	2	0-M	White Bear Lake, MN
Ted Zeller	1985	1	0	0	0	0-GK	Allentown, PA
Matt Zimmer	1994-95	16	0	0	0	2-D	Manchester, MO

Goalkeepers

Name	Years	Gms	Min	GA	GAA	SVS	MW	Hometown
Tom Apker	1977	NA	NA	NA	NA	NA	NA	Phoenix, AZ
Dave Augustyn	1986-87-88-89	1	6	1	15.00	1	4	Ft. Wayne, IN
Bert Bader	1991-92-93-94	83	7643:34	88	1.04	306	4	Dallas, TX
Art Batista	1990-91-92	1	12:00	0	0.00	1	0	Cranford, NJ
Nino Berticelli	1996-97	0	0	0	0	0	1	Granger, IN
Hugh Breslin	1983-85-86	50	4001:51	78	1.75	272	2	Morristown, NJ
Chris Cahill	2003-04-05-06-07	65	5913:06	53	0.81	232	3	Louisville, KY
Dan Coughlin	1981-82-84	22	752:17	12	1.44	32	2	St. Louis, MO
Brian Cullather	1977-78-79	9	NA	15	NA	52	2	Michigan City, IN
Matt Fitz	1990-91	10	586:54	14	2.15	24	1	Lexington, KY
Jim Flynn	1983-84-85-86	13	763:50	17	2.00	53	3	Evansville, IN
Carl Gebo	1982-83	8	220:00	0	0.00	4	1	Newington, CT
Joe Giglia	1979	4	NA	1	NA	4	1	Snyder, NY
Peter Gulli	1988-89-90	24	1392:55	19	1.23	63	2	Southington, CT
Tim Hartigan	1985	5	61:56	2	2.91	1	1	Thiels, NY
Bill Hickey	1979-80	NA	NA	NA	NA	NA	1	South Bend, IN
Richard Hogan	1977	NA	NA	NA	NA	NA	NA	Houston, TX
Chris Hubbard	2013-14-15	22	2096:21	19	0.82	66	1	Louisville, KY
Mark Klein	1977	NA	NA	NA	NA	NA	1	Doylestown, PA
John Krivacic	1996-97	0	0:00	0	0.00	0	0	Carrlonton, TX
Ryan Krutz	2015	0	0:00	0	0.00	0	0	Norman, OK
Josh Landman	1994-95	0	0:00	0	0.00	0	0	Beverly, MA
Adam LaPlaca	2010-11-12-13	1	10:55	0	0.00	0	1	Glastonbury, CT
Danny Lyons	1987-88-89	64	5731:05	72	1.13	219	3	Albuquerque, NM
Kevin Mayo	1985-88	9	215:13	1	0.42	4	2	Indianapolis, IN
Gerard McCarthy	1979-80-81-82	52	3139:48	34	0.97	219	3	Sudbury, MA
Justin Michaud	2002-03-04-05	11	65:25	0	0.00	4	3	Austin, TX
John Milligan	1978-79-80-81	56	2567:30	5	1.85	271	4	Palatine, IL
John Moore	1999	0	0:00	0	0.00	0	0	St. Louis, MO
Pat Polking	1992-95	3	46:15	0	0.00	5	1	Charlotte, NC
Greg Principato	1977	NA	NA	NA	NA	NA	1	Parlin, NJ
Andrew Quinn	2005-06-07-08-09	37	3135:13	38	1.09	119	4	Silver Spring, MD
Bob Ritger	1978-80	5	153:42	0	0.00	4	2	Mendham, NJ
Mike Sattan	1988	1	10:00	0	0.00	1	0	New Brunswick, NJ
Chris Sawyer	2001-02-03-04	73	6661:14	49	0.66	203	4	Highlands Ranch, CO
Luke Seibolt	2005-06-07-08	0	0:00	0	0.00	0	0	Gilbert, AZ
Gerrit Shork	1995-96-97-98-99	26	2117:15	31	1.32	91	2	Mobile, AL
Doug Sidney	1992-93	1	4:00	0	0.00	0	0	Burnsville, MN
David Smith	1993	4	170:28	0	0.00	5	0	Delaware, OH
Mark Steranka	1982-83-84	41	2807:53	30	0.96	114	2	Winchester, MA
Cole Straub	1999-00-01	7	501:38	6	1.08	23	1	Oakville, Ontario
Greg Tait	1999-00-01-02	28	2095:01	31	1.33	78	3	Fayetteville, NY
Brian Talcott	2012-13-14-15	2	28:54	0	0.00	0	1	Omaha, NE
Philip Tuttle	2006-07-08-09-10	33	2847:15	31	0.98	89	3	Hooksett, NH
Peter van de Ven	1994-95	9	596:00	15	2.27	22	1	Santa Ana, CA
Bob Van Hoomissen	1978-79-80	2	21:00	0	0.00	1	1	Boise, ID
Greg Velho	1995-96-97-98	76	6776:19	83	1.10	311	4	Longwood, FL
Patrick Wall	2010-11-12-13-14	56	5203:29	46	0.80	175	4	Sugarland, TX
Will Walsh	2008-09-10-11-12	37	3509:43	30	0.77	126	3	Morristown, NJ

Bold indicates active players; List does not include current freshmen or newcomers for 2016 season

00	Chris Cahill Adam LaPlaca* Gerick Short* Philip Tuttle* Will Walsh*	Dillon Powers* Devon Prescod* Jorge Schippers Paul Sweetser Jack Traynor	Tamba Samba* Harrison Shipp* Chris Sutton* Jon Mark Thompson*	Harrison Shipp* Jon Mark Thompson*	Alan Lyskawa* Greg Martin Tony Megna* Brendan Murphy* Philip Murphy Nate Norman* Joe Sternberg Nick Tarnay Blake Townes Grant Van De Castelee* Alex Yoshinaga*	25	Steve Archer Brandon Aubrey* Patrick Berneski Antonio Bernal Luke Boughen Jeb Brovsky* Robby Gallegos Brian Jarvis* Kevin Kade Paul Kaemmerer* Roger Klauer Danny Lojek* Kevin Lovejoy Adam Mena* Danny O'Leary* Alex Priede* John Storino Dane Whitley*		
0	Adam LaPlaca* Ryan Krutz Justin Michaud* Chris Sawyer* Andrew Quinn Patrick Wall*	6	Ben Brocklage Chris Conway Greg Dalby Dave Donohue Dan Gordon Greg Klazura* Max Lachowecki* Danny Milton* Tim Nauman Paul Rodriguez Peter Sanchez	11	Erich Braun* Rick Christofer* Tom Connaghan* Sean Dedrick Rafael Garcia* Oliver Harris Jean Joseph* Kurt Martin* Tony Megna Adam Mena* Steven Perry* Larry Pilliod Larry Scanlon Ryan Turner*	16	Ben Crouse Matt DeDominicis* Paul Devereux Dave Donohue* Jack Elliot* Brett Hofmann Jason Jorski* Terry Lee Andrew Luttrell* Devon Prescod* Kyle Richard* Matt Rosso* Michael Shipp* Ryan Turner*	21	Peter Bandera Vince Ciccirelli* Mark Consuelos Mark Crowe* Kyle Dulworth* Ryan Finley Ben Ketchum Justin Morrow Rob LaMear* Chad Riley Eric Tilley* Thomas Ueland
1	Bert Bader Tom Crotty Justin Michaud* Brendan Murphy* Chris Sawyer* Luke Seibolt* Gerick Short* Greg Tait* Brian Talcott* Philip Tuttle* Greg Velho* Patrick Wall*	7	Bobby Allong Rick Christofer* Justin Detter Ian Etherington* Michael Knapp* Danny Lojek* Chris Mathis* Steve Miller Pat Murphy* Philip Murphy* Devon Prescod* Alex Priede* Matt Rosso* John Schaefer*	12	Alex Altmann Andrew Aris* Jeb Brovsky* David Cutler Kyle Dedrick* Justin Detter* Paul Gluckow Craig Krzyzkowski Brian Mayglothing Dan McCurrie John Mousinho Brian Murphy Tim Oates* Andrew O'Malley* Ray Prado Dale Rellas* Tamba Samba* Kevin Sax	17	Matt Besler B.J. Cotter Ryan Finley* Peter Gansler* Jon Gallagher* Christopher High* Brendan King* Danny Lojek* Sean MacLeod Mike Mai Danny Milton* Diego Miron Pat Murphy* Tont Richardson Josh Thiermann*	26	Leon Brown* Bilal Duckett* Drew Farina Mark Gormley Connor Klekota* Michael Knapp* Connor Miller Tye Smith Dan Storino* Chris Sutton
2	Steve Burgoon Chris Dean Trevor Gonzales* Rob LaMear* Aaron Maund Ryan Miller Justin Ratcliffe Eric Tilley* Alan Woods	8	Nick Besler* Luke Boughen* Oliver Franklin Jon Gallagher* Joe Gallo Griffin Howard* Kurt Martin* Matt McNew* Mike Palmer* Dillon Powers* Dan Stebbins Michael Thomas Eric Tilley*	13	Kevin Adkisson Dave Augustyn* Ryan Cox Chris Hubbard Mitch Kern* Bruce McCourt Cory Rellas Jack Stewart Dan Storino* Will Walsh*	18	Andrew Benton* Jay Berhalter Mark Crowe* Matt DeDominicis* Bright Dike* Mark Dolan Robby Gallegos* Oliver Harris* Brendan King* Alan Lyskawa* Justin McGeeney* Bill Murphy Mike Palmer* Steven Perry Alex Priede* Kyle Richard* John Schaefer* Dane Whitley*	27	Nick Besler* Kyle Craft* Patrick Hodan Michael Rose* Dan Storino* Grant Van De Castelee* Bill Wetterer
3	Andrew Benton* Brendan Dillmann* Bilal Duckett* Jason Fox* Kevin Goldthwaite* Brian Jarvis* Sami Kahale Connor Klekota* Matt Mahoney Stephen Maio* Matt McNew* Bob Novak* Patrick Sullivan	9	Andrew Aris* Leon Brown* Filippo Chillemi Bright Dike* Kyle Dagan* Jeffrey Farina* Mitch Kern* Konstantin Koloskov Steve Lowney* Justin McGeeney* Bob Novak* Jim Sabitus Mario Tricoli Scott Wells*	14	Dave Augustyn* Andrew Cupero Bright Dike* Bill Lanza Mark Lorenzen Adam Mena* Reggie McKnight Kenyon Meyer Danny O'Leary* Bill Savarino John Stephens	19	Shawn Bryden Patrick Connolly* Kyle Craft* Peter Gansler* Kevin Goldthwaite* Jean Joseph* Steve LaVigne Nate Norman* Ed O'Malley Adam Mena* Dustin Primdore Chris Sutton* Alex Yoshinaga*	28	Vince Ciccirelli* Patrick Connolly* Kyle Dedrick Evan Panken* Kyle Richard* Patrick Williams
4	Keith Carlson Kyle Dulworth* John Guignon Matt Habrowski* Joseph Lapira* Connor LaRose* Stephen Maio* Greg Martin* Sean McGrath Connor Miller* Jeff Rhodes Jim Stein Scott Wells*	10	Brandon Aubrey* Andrew Aris* Rolfe Behrje* Erich Braun* Tony Capasso* Joe Ciuni Jack Elliot* Joseph Lapira* Randy Morris* Tim Oates* Dillon Powers* Devon Prescod*	15	Matt Armstrong Rolfe Behrje* Tom Connaghan* Kyle Dagan* Brendan Dillmann* Brian Engesser Shea Helmle Kurt Martin* Kevin Mewborn Evan Panken*	20	Christopher High* Greg Klazura* Josh Landman Paul LaVigne* Tom Luetkehans	29	Rafael Garcia* John Krivacic* Brendan Lesch Bob Novak* Michael Shipp* Cole Straub*
5	Jeb Brovsky* Tony Capasso* Felicien Dumas Ian Etherington* Andreas Forstner Matt Johnson Brendan Lesch* Randy Morris* Kevin Pendergast				23	John Baumgardner Myles Brown John Cavanaugh Brian Dubay Jeffrey Farina* Mike Fitzpatrick Vincent Gentile Matt Habrowski* Paul LaVigne* Andrew Luttrell* Chris Mathis* Gianni Mauro Michael Rose* Stefan Schroffner Tim Storino Nathan Utz	30	Gerick Short* Cole Straub* Greg Tait* Brian Talcott* Eric Tilley* Greg Velho*	
					24	Mike Drury* Trevor Gonzales* Paul Kaemmerer* Max Lachowecki* Bart Lanahan Connor LaRose* Mark Mishu Evan Oliver* Andrew O'Malley* Kevin Richards Fred Schlichting Luke Seibolt* Brian Sheehan Philip Tuttle* Will Walsh*	31	John Krivacic* Cole Straub*	

* - wore multiple numbers

List does not include the 2016 season

Irish Players Hail From Far and Wide

Note - First set of parentheses indicates number of players from the state/country and second set of parentheses indicates number of monogram winners from the state/country. Parentheses after player's name shows number of monograms earned.

Bold indicates active players
List does not include current freshmen or newcomers for the 2016 season

UNITED STATES

Alabama (1); (1)

Gerick Short (Mobile); (1)

Arizona (6); (5)

Tom Apker (Phoenix); (1)
Matt Armstrong (Phoenix); (3)
Eric Berg (Paradise Valley)
Luke Seibolt (Gilbert); (1)
Ryan Turner (Scottsdale); (3)
Scott Wells (Phoenix); (3)

Arkansas (1); (0)

Justin Cordon (Little Rock)

California (30); (26)

Ian Aschieris (Solana Beach)
Bill Beasley (Menlo Park); (1)
Luke Boughen
(San Juan Capistrano); (4)
Tom Connaghan (Palos Verdes); (4)
Ben Crouse (Oak Park); (3)
Kyle Dagan (Westlake Village); (2)
Greg Dalby (Poway); (4)
Brian Engesser
(Huntington Beach); (4)
Ian Etherington (Temecula); (4)
Sean Fieber (Torrance)
Robby Gallegos (Aptos); (1)
Joe Gallo (Modesto); (4)
Rafael Garcia (Palmdale); (4)
Kevin Goldthwaite
(Sacramento); (4)
Christopher High (Camarillo); (3)
Griffin Howard (San Diego); (3)
Brian Jarvis (Pomona); (2)
Matt Johnson (Livermore); (4)

Paul Kaemmerer (Palos Verdes); (1)
Mitch Kern (San Jose); (3)
Connor LaRose (Claremont); (4)
Steve Lowney (San Jose); (4)
Randy Morris (Los Gatos); (4)
Evan Oliver (Los Angeles)
Jeff Rhodes (San Jose); (1)
Mark Schmitz (Oakland)
Jack Stewart (Torrance); (4)
Peter Van de Ven (Santa Ana); (1)
Shane Walton (San Diego); (1)
Alex Yoshinaga (San Diego); (5)

Colorado (4); (3)

Jeb Brovsky (Lakewood); (4)
Chris Sawyer
(Highlands Ranch); (4)
Brian Sheehan (Denver)
Chris Telk (Denver); (4)

Connecticut (19); (14)

Rick Christofer (Avon); (3)
Patrick Connolly (New Canaan)

Chris Conway (Unionville); (1)
Tom Crotty (Darien); (2)

Kyle Dedrick (Wilton)

Sean Dedrick (Wilton)
Matt DeDominicis (Simsbury); (2)
Jason Fox (Avon); (4)
Carl Gebo (Newington); (1)
Peter Gulli (Southington); (2)
Adam LaPlaca (Glastonbury); (1)
Brendan Lesch (Westport); (3)
Brian Mayglothing (Wilton); (1)
Brendan Murphy
(West Redding); (1)
Kevin Pendergast (Simsbury); (4)
Charles Prejean (Danbury); (1)
Tont Richardson (Windsor); (4)
Mike Susi (Middletown)
Bill Varanka (Somers)

Florida (8); (6)

Louis Canaluvis (Miami)
Brendan Dillmann (Tampa); (4)
Shea Helmle (Valrico); (1)
Jason Jorski (Lutz); (4)
Shawn Magsig (Boca Raton)
Ray Prado (Boca Raton); (4)
Justin Ratcliffe (Miami); (4)
Greg Velho (Longwood); (4)

Georgia (7); (5)

Andrew Benton (Marietta); (3)
Filippo Chillemi (Roswell); (4)

Bilal Duckett (Peachtree City); (2)
Duffy Jones (Atlanta)
Jean Joseph (Mariotti); (4)
Devon Prescod (Marietta); (4)
Tye Smith (Conyers)

Hawaii (1); (1)

Mark Crowe (Maui); (2)

Idaho (1); (1)

Bob VanHoomissen (Boise); (1)

Illinois (32); (27)

Tony Bezouska (Berwyn); (1)
Roger Brown (Wheaton); (1)
Vince Ciccirelli (Peoria); (2)
Tom Daley (Park Ridge); (3)
Jeffrey Farina (Winnetka); (2)
Mike Fitzpatrick (Barrington)
Oliver Franklin (Chicago); (3)
John Gibbs (Arlington Heights); (1)
Ed Graham (Naperville); (1)
Brendan King (Naperville); (4)
Greg Klazura (Rockford); (3)
Craig Krzyskowski (Western Springs); (1)
Danny Lojek (Orland Park); (3)
Mark Lorenzen (Naperville)
Mark Luetkehans (Wheaton); (4)
Tom Luetkehans (Wheaton); (2)
Tom McFarland (Flossmoor); (1)
Connor Miller (Aurora); (2)
Ryan Miller (Barrington); (4)
John Milligan (Palatine); (4)
Bob Novak (Homer Glen); (2)
Danny O'Leary (Naperville); (3)
Doug Reilly (Bridgeville)
Tom Rosshert (LaGrange)
Bill Savarino (Orland Park); (4)
Harrison Shipp (Lake Forest); (4)
Michael Shipp (Lake Forest); (2)
John Stephens (Woodbridge); (4)
Dan Storino (Inverness); (1)
John Storino (Inverness)
Tim Storino (Inverness); (1)
Mario Tricoli (Palatine); (3)

Indiana (32); (27)

Dave Augustyn (Fort Wayne); (4)
Peter Bandera (South Bend); (1)
Nino Berticelli (Granger); (1)
John Cavanaugh (Granger)
Kevin Coghlan (Bloomington); (1)
Brian Cullather (Michigan City); (2)
Mark Dolan (Granger); (1)

Kyle Dulworth (Fort Wayne); (3)
Jim Flynn (Evansville); (3)
Robert Fuller (Cedar Lake); (1)
Ken Harkenrider (Fort Wayne); (4)
Bill Hickey (South Bend); (1)
Tom Kellenberg (South Bend)
Ben Ketchum (South Bend); (1)
Roger Klauer (Granger); (1)
Ted Kommers (South Bend)
Max Lachoweki (Evansville); (4)
Peter Logan (Fort Wayne); (1)
Andrew Luttrell (Granger); (1)
Kevin Mayo (Indianapolis); (2)
Bruce McCourt (Granger); (4)
Sean McGrath (Indianapolis); (2)
David Miles (South Bend); (3)
Brian Murphy (Granger)
Mike Palmer (South Bend); (4)
Karl Roemer (South Bend); (1)
Kurt Roemer (South Bend); (2)
Tamba Samba (Indianapolis); (3)
Peter Sanchez (Portage); (1)
Mike Stroncak (Fort Wayne)
Eric Watkins (Granger); (1)
Dane Whitley (Columbus); (4)

Iowa (1); (1)

Justin McGeeney (Ames); (4)

Kansas (3); (3)

Matt Besler (Overland Park); (4)
Nick Besler (Overland Park); (4)
Michael Thomas (Olathe); (4)

Kentucky (9); (7)

Chris Cahill (Louisville); (3)
Matt Fitz (Lexington); (1)
Chris Hubbard (Louisville); (1)
Kenoy Huber (Louisville); (3)
Diego Miron (Louisville)
Andy Murray (Lexington)
Kyle Richard (Louisville); (3)
Thomas Ueland (Lexington); (1)
Bill Wetterer (Louisville); (3)

Louisiana (2); (2)

Joseph Lapira (Lake Charles); (4)
Steve Ryan (New Orleans); (1)

Maryland (14); (13)

Chuck Bidingner (Rockville); (1)
David Bidingner (Rockville); (1)
Mark Bidingner (Rockville); (4)
Brett Hofmann (Silver Spring); (3)
James Jacobs (Bethesda); (1)

Steve Kramer (Rockville); (2)
Pat McClanahan (Crofton); (1)
John Novotny (Creve Coeur)
Drew Palumbo
(Ft. Washington); (1)
Andrew Quinn (Silver Spring); (4)
Geoff Raynor (Rockville); (2)
Michael Rose (Severna Park); (4)
Ted Schwartz (Silver Spring); (3)
Alan Woods (Burtonsville); (2)

Massachusetts (9); (7)

Leon Brown (Mattapan); (4)
Dave Donohue (Reading); (3)
Robert Gildea (Andover); (1)
Josh Landman (Beverly)
Aaron Maund (Dorchester); (4)
Gerard McCarthy (Sudbury); (3)
Mark Steranka (Winchester); (2)
Bill Sullivan (Canton); (2)
Dan Tarullo (Waltham)

Michigan (12); (11)

Rolfhe Behrje (Portage); (4)
Justin Detter (White Lake); (4)
Matt Habrowski (Berkley); (2)
Oliver Harris (Birmingham); (1)
Monty Henige (Flint); (1)
Alan Lyskawa (Novi); (4)
Gianni Mauro (Washington)
Adam Mena (Holland); (4)
Steve Nomen (Rochester); (4)
Bill Ralph (Livonia); (1)
John Schaefer (Troy); (1)
Blake Townes (Canton); (1)

Minnesota (12); (8)

John Baumgardner (Eagan)
Roger Brown (Burnsville)
Steve Chang (Burnsville); (3)
Mark Gormley (Minneapolis); (1)
Evan Panken (Edina); (3)
Nick Schneeman (St. Paul); (2)
Doug Stemberg (Burnsville)
Joe Stemberg (Bloomington); (4)
Chris Sutton (Apple Valley); (3)
Phil Sweetser (Edina); (2)
Ed Williams (Edina); (1)
Jim Zaremba (White Bear Lake)

Missouri (23); (16)

Kevin Adkisson (St. Louis); (4)
Ben Brocklage (St. Louis); (4)
Mike Carney (Chesterfield)
Keith Connor (Kansas City)

Dan Coughlin (St. Louis); (2)
 Terry Finnegan (Universal City); (2)
 John Guignon (St. Louis); (4)
 Joe Heider (St. Louis)
 Mark Hentschell (Chesterfield); (1)
 Bart Lanahan (St. Louis)
 Paul LaVigne (St. Louis); (4)
 Steve LaVigne (St. Louis); (4)
 Jim Moellering (Florissant); (1)
 John Moore (St. Louis)
 Bill Murphy (St. Louis); (3)
 Pat Murphy (Chesterfield); (3)
 Fred Schlichting (Baldwin); (1)
 Matt Stolwyk (St. Louis)
 Mike Sullivan (St. Louis); (3)
 Joe Thesing (Kansas City)
 Jon Mark Thompson
 (Cape Girardeau); (3)
 Jack Traynor (St. Charles); (4)
 Matt Zimmer (Manchester); (2)

Nebraska (2); (2)

Dan Gordon (Omaha); (4)
 Brian Talcott (Omaha) (1)

New Hampshire (1); (1)

Philip Tuttle (Hooksett); (3)

New Jersey (25); (15)

Steve Archer (Basking Ridge)
 Art Batista (Cranford)
 Jay Berhalter (Tenafly)
 Burt Blaha (Sea Girt)
 Tom Bowsher (Maplewood); (1)
 Hugh Breslin (Morristown); (2)
 Ted Carnevale (Oradell); (2)
 Mike Drury (Westfield); (2)
 Tony Dwyer (Morristown)
 Ryan Finley (Lumberton); (2)
 John Fossella (Maplewood); (1)
 Paul Gluckow (Ocean Grove); (4)
 Bill Gross (Hazlet); (3)
 Joe Howe (Freehold); (2)
 Bob McTabeney (Scotch Plains)
 Danny Milton (Short Hills)
 Warrick Muldrov (Neptune)
 Bruce Novotny (Manahawkin); (3)
 Greg Principato (Parlin); (1)
 Bob Ritger (Mendham); (2)
 Chris Ryan (Bridgewater); (1)
 Mike Sattan (New Burnswick)
 Will Walsh (Morristown); (3)
 Patrick Williams (Chatham); (1)
 Ron Yuro (Howell)

New Mexico (2); (2)

Danny Lyons (Albuquerque); (3)
 Eric Tilley (Albuquerque); (1)

New York (21); (18)

Steve Burgoon (Voorheesville); (1)
 Justin Campbell (Westlake)
 Paul Devereux (Rochester); (3)
 Jack Elliot (Penfield); (1)
 John Gallo (Wolcott); (1)
 Joe Giglia (Snyder) (1)
 Tim Hartigan (Thiess); (1)
 Kevin Kade (Manhasset); (1)
 Bart Lanahan (Big Flats)
 Martin Mangialardi (Lake Ronkonkoma); (1)
 Steve Miller (Rochester); (3)
 Jock Mutschler (Fairport); (3)
 Ed O'Malley (Massapequa); (2)
 Jim Rice (Manhasset); (2)
 Jim Sabitus (Vestal); (3)
 Kevin Sax (Vestal); (1)
 Larry Scanlon (Ballston Lake)
 Larry Smith (Lake Ronkonkoma); (2)
 Jim Stein (Lockport); (3)
 Patrick Szanto (Poughkeepsie); (3)
 Greg Tait (Fayetteville); (3)

North Carolina (4); (4)

Brian Berry (Greensboro); (1)
 Steve Berry (Greensboro); (3)
 Brian Dubay (Durham); (1)
 Pat Polking (Charlotte); (1)

Ohio (25); (19)

Jim Braunlin (Dayton)
 Joe Cuni (Walton Heights); (3)
 Ryan Cox (Broadview Heights); (3)
 Tom Gerlach (Columbus); (1)
 Bill Hagerty (Dayton); (1)
 Tom Holubeck (Cincinnati); (1)
 T.R. Kane (Columbus)
 Connor Klekota (Amherst); (3)
 Roman Klos (Parma); (2)
 Steve Kranz (Worthington); (1)
 Alex Kratz (Cincinnati); (1)
 Dave Krus (Solon); (1)
 Terry Lee (Cleveland); (1)
 Scott Lowell (Cincinnati); (1)
 Stewart MacDonald (Kettering); (3)
 Jim Morrissey (Dayton); (1)
 Justin Morrow (Cleveland); (4)
 Joe Murray (Columbus)
 Tim Nauman (Kettering); (3)
 Tom Pernsteiner (Canton); (1)

Mike Pecoraro (Cincinnati)
 Alex Priede (Cincinnati); (2)
 David Smith (Delaware)
 Patrick Sullivan (Chagrin Falls); (1)
 Nick Tarnay (Fairview Park)

Oklahoma (5); (3)

Kyle Craft (Tulsa); (1)
 Bright Dike (Edmond); (4)
 Jeff Kitchen (Tulsa)
Ryan Krutz (Norman)
 Steven Perry (Edmond); (4)

Oregon (2); (2)

Eric Evans (Lake Oswego); (2)
 Allen Gianotti (Portland); (1)

Pennsylvania (11); (8)

Patrick Berneski (Warrington); (1)
 Drew Farina (Furlong)
 Mark Klein (Doylestown); (1)
 Brad McCurrie (Pittsburgh); (3)
 Brian McCurrie (Pittsburgh)
 Dan McCurrie (Pittsburgh); (4)
 Andrew O'Malley (West Chester); (3)
 Jude Quinn (Bethlehem); (1)
 Steve Reymor (Bethlehem); (2)
 Matt Rosso (Churchville); (4)
 Ted Zeller (Allentown)

Rhode Island (1)

James Melvin (Portsmouth)

South Carolina (1); (1)

Reggie McKnight (Greenville); (4)

Tennessee (4); (2)

Luke Mishu (Knoxville); (4)
 Mark Mishu (Knoxville)
 Philip Murphy (Brentwood); (4)
 Tom Holubeck (Cincinnati); (1)
 Randy Wittry (Clinton)

Texas (29); (24)

Bobby Allong (Houston); (1)
Brandon Aubrey (Plano); (3)
 Bert Badar (Dallas); (4)
 Dave Krus (Solon); (1)
 Shawn Bryden (Sugar Land); (1)
 Keith Carlson (Klein); (4)
Andrew Cupero (Beaumont)
 Chris Dean (Plano); (4)
 Trevor Gonzales (Allen); (1)
 Richard Hogan (Houston)
 Michael Knapp (Arlington); (1)
 John Krivacic (Carrollton)
 Paul LaJoie (Richardson)

Marvin Lett (Dallas); (2)
 Mike Mai (Houston); (2)
 Greg Martin (Plano); (4)
 Kurt Martin (McAllen); (4)
 Matt McVew (Arlington); (4)
 Kevin Newborn (Kingwood)
 Justin Michaud (Austin); (3)
 Pascal Piazza (Houston); (2)
 Dillon Powers (Plano); (4)
 Dustin Pridmore (Dallas); (5)
 Cory Rellas (Plano); (4)
 Dale Rellas (Plano); (4)
 Chad Riley (Houston); (4)
 Paul Rodriguez (San Antonio); (2)
 Rob Snyder (Dallas); (2)
 Grant Van De Castele
 (Plano); (4)
 Patrick Wall (Sugarland); (4)

Virginia (6); (3)

Myles Brown (Richmond)
 Eric Ferguson (Chesapeake); (1)
 Bill Lanza (Dumfries); (3)
 Rich McMonagle (Alexandria)
 Tim Oates (Virginia Beach); (4)
 Rob Verfurth (Annandale)

Washington (5); (4)

David Cutler (Seattle); (3)
 Dom Driano (Bellevue); (3)
 Kevin Lovejoy (Seattle); (3)
 Jay Schwartz (Bellevue); (4)
 Sean Toomey (Seattle)

Wisconsin (7); (6)

Peter Gansler (Glendale); (4)
 Patrick Hodan (Brookfield); (4)
 Joe Holterman (Milwaukee); (2)
 Chris Krue (Wauwatosa)
 Tony Megna (Middleton); (3)
 Dan Stebbins (Milwaukee); (4)
 Josh Thiermann (Stoughton); (3)

INTERNATIONAL

Bermuda (1); (1)

Kevin Richards (Warwick); (4)

Canada (6); (5)

Tony Capasso (Winnipeg); (4)
 Joe Hohl (Ontario); (1)
 Matt Mahoney (Ontario); (1)
 Stephen Maio (Ontario); (3)
 Steven Milan (Calgary)
 Cole Straub (Ontario); (1)

Columbia (1); (1)

Antonio Bernal (Barranquilla); (1)

England (2); (2)

Rich Herdegen (Somerset); (4)
 John Mousinho
 (Buckinghamshire); (1)

Germany (4); (3)

Erich Braun (Frankfurt); (4)
 Ivor Deweydenthal (Munich)
 Andreas Forstner (Gerlingen); (3)
 Chris Mathis (Kaiserslautern); (4)

Guatemala (1)

Jorge Schippers (Guatemala City)

France (1)

Felicien Dumas (Paris)

Ireland (1); (1)

Jon Gallagher (Dundalk); (2)

Italy (1); (1)

Sami Kahale (Rome); (3)

Japan (1)

Felicien Dumas (Tokyo)

Mexico (1); (1)

Larry Pilliod (Pedregal); (1)

New Zealand (1); (1)

Andrew Aris (Auckland); (4)

Russia (1); (1)

Konstantin Koslov (Moscow); (4)

Scotland (1)

Sean MacLeod (Troon)

Yemen (1); (1)

Mario Manta (Aden); (3)

1977 - Won 16 • Lost 1, Tied 1

Coach: Rich Hunter

Captains: Terry Finnegan, Jim Rice

Home: 9-1-0, Away: 7-0-1

9/16	at Dayton (ot)	T	3-3
9/19	St. Francis	L	0-2
9/20	St. Joseph's (Ind.)	W	4-1
9/21	S.B. Soccer Club	W	4-1
9/24	at Purdue	W	2-1
9/26	at Indiana Tech	W	3-1
9/30	Michigan	W	4-2
10/4	Goshen	W	3-1
10/8	at Xavier	W	2-0
10/9	at IPFW	W	3-1
10/11	Manchester	W	3-0
10/13	Bethel	W	7-1
10/18	at St. Joseph's	W	5-1
10/21	Huntington	W	3-0
11/2	Valparaiso	W	4-1
11/5	IUPUI	W	2-1
11/9	at Valparaiso	W	5-1
11/12	at Evansville	W	4-1

1978 - Won 21, Lost 3, Tied 1

Coach: Rich Hunter

Captains: Jerry Finnegan, Jim Sabitus,

Jim Rice, Ted Carnevale

Home: 14-0-0, Away: 7-3-1

9/8	Florissant Valley	W	3-0
9/12	Tri-State	W	3-0
9/15	IPFW	W	4-1
9/18	St. Joseph's (Ind.)	W	12-0
9/20	Valparaiso	W	13-1
9/22	Michigan	W	2-1
9/25	Indiana Tech	W	7-0
9/27	Albion	W	9-1
9/29	Purdue	W	3-0
10/1	at Dayton	W	4-2
10/3	at Goshen	L	1-2
10/7	at Michigan State (ot)	T	2-2
10/10	at Manchester	W	6-0
10/13	Xavier	W	7-1
10/16	Bethel	W	8-1
10/18	Morton	W	5-3
10/22	at Indiana	L	1-7
10/24	at St. Joseph's (Ind.)	W	5-0
10/25	at Chicago (ot)	W	4-3
10/26	at Northwestern (ot)	W	3-2
10/29	Dayton	W	2-1
11/1	at Valparaiso	W	6-1
11/4	at Western Michigan	L	0-1
11/11	Tennessee	W	2-0
11/12	at Drake	W	4-2

1979 - Won 20 • Lost 10 • Tied 1

Coach: Rich Hunter

Captains: Tom Crotty, Dan McCurrie,

Tim Nauman, Jim Sabitus

Home: 9-3-1, Away: 10-7-0, Neutral: 1-0-0

9/9	Cincinnati	L	0-1
9/12	Loyola (Ill.)	W	6-0
9/14	at Dayton (ot)	L	2-3
9/16	at Xavier	L	0-2
9/18	St. Joseph's (Ind.)	W	9-0
9/22	at Purdue	L	2-3
9/23	Loyola (Md.) (ot)	T	2-2
9/25	at Indiana Tech (ot)	W	4-3
9/26	Kalamazoo	W	11-1
9/27	at Albion	W	3-1
9/28	Indiana	L	0-4

9/30	Oakland	W	2-0
10/2	Goshen	L	0-2
10/5	Marquette	W	1-0
10/7	at Triton	W	1-0
10/9	Valparaiso	W	11-0
10/12	Ohio #	W	2-0
10/13	at UW-Milwaukee	L	1-5
10/14	at Siena Heights	W	4-2
10/15	at Bethel	W	3-1
10/17	at St. Joseph's (Ind.)	W	11-0
10/19	Michigan State	W	2-0
10/23	at Seton Hall	W	2-0
10/24	at Monmouth	W	4-0
10/25	at St. Peter's	L	0-1
10/27	at Villanova	L	0-1
10/30	Chicago	W	3-1
10/31	at Bowling Green	L	1-2
11/2	Northwestern	W	4-0
11/4	at Ohio State	W	2-0
11/6	at Valparaiso	W	5-0

- Milwaukee, Wis.

1980 - Won 20 • Lost 7

Coach: Rich Hunter

Captains: Kevin Lovejoy, Dan McCurrie,

Oliver Franklin, Joe Ciuni

Home: 12-1-0, Away: 8-6-0

9/7	at Cincinnati	W	2-1
9/10	Grace	W	4-0
9/12	DePaul	W	5-0
9/14	at St. Louis	L	1-6
9/16	Valparaiso	W	5-0
9/19	Ohio State	W	3-0
9/21	Xavier	W	2-1
9/23	Siena Heights	W	4-1
9/26	St. Joseph's (Ind.)	W	4-0
9/28	at Indiana	L	0-4
9/30	at Loyola (Ill.)	W	6-1
10/5	at Marquette	L	2-4
10/8	Bethel	W	3-0
10/10	Purdue	W	5-1
10/12	Miami (Ohio)	L	1-2
10/14	St. Joseph's (Ind.)	W	4-0
10/15	Bowling Green	W	2-1
10/17	Western Michigan	W	2-0
10/19	at Penn State	L	2-4
10/21	at Monmouth	L	0-2
10/23	at Upsala	W	1-0
10/24	at Seton Hall	W	2-0
10/28	at Chicago	W	6-0
10/30	at Kalamazoo	L	0-1
10/31	at Dayton	W	1-0
11/2	at Wright State	W	2-1
11/4	at Valparaiso	W	4-2

1981 - Won 16 • Lost 3 • Tied 3

Coach: Rich Hunter

Captains: Sami Kahale, Jim Stein

Home: 12-1-1, Away: 4-2-2

9/9	at Grace	W	7-0
9/11	Loyola (Ill.)	W	7-0
9/13	St. Louis (ot)	W	4-3
9/15	St. Joseph's (Ind.)	W	10-0
9/16	Valparaiso	W	8-1
9/20	at Ohio State (ot)	T	2-2
9/23	at Wheaton (ot)	T	2-2
9/25	Dayton	W	2-1
9/30	DePaul	W	6-0
10/2	Michigan State	W	4-1

10/4	Chicago	W	5-0
10/9	Marquette (ot)	W	1-0
10/11	Wisconsin (ot)	T	2-2
10/14	at St. Joseph's (Ind.)	W	6-0
10/17	at Western Michigan	L	0-2
10/18	South Dakota	W	6-0
10/22	at Akron	L	0-2
10/23	Northwestern	W	6-0
10/25	Indiana	L	0-2
10/28	at Valparaiso	W	10-0
11/1	Wright State (ot)	W	1-0
11/7	at Louisville	W	4-1

1982 - Won 17 • Lost 4 • Tied 2

Coach: Rich Hunter

Captains: Jay Schwartz, Mike Sullivan,

Mark Luetkehans

Home: 9-1-1, Away: 8-2-0, Neutral: 0-1-1

9/8	IPFW	W	3-0
9/10	Syracuse #	L	1-3
9/11	Georgetown (ot) #	T	0-0
9/15	Valparaiso	W	5-0
9/17	Ohio State	W	3-1
9/20	Wheaton	W	3-0
9/21	St. Joseph's (Ind.)	W	6-0
9/24	at Indiana	L	0-4
9/28	at Loyola (Ill.)	W	3-1
10/1	Dayton**	W	3-0
10/8	Western Michigan (ot)	T	1-1
10/10	Louisville	W	4-0
10/12	at Chicago	W	2-0
10/13	Akron	L	1-5
10/15	DePaul	W	6-0
10/17	at Marquette (ot)	W	2-1
10/20	at Valparaiso	W	10-0
10/23	at Kentucky	W	3-2
10/25	at Belmont Abbey	W	1-0
10/28	at UNC Greensboro (ot)	W	3-1
10/30	at Wake Forest	L	1-2
11/2	Bethel	W	12-0
11/6	at Toledo	W	7-3

- Rochester, N.Y.

** - Notre Dame's 100th win

1983 - Won 18 • Lost 5

Coach: Rich Hunter

Captains: Steve Chang, Ken Harkenrider,

Rich Herdgen, Mark Luetkehans

Home: 11-1-0, Away: 6-4-0, Neutral: 1-0-0

9/6	at IPFW	L	0-1
9/9	St. Francis	W	9-0
9/11	at Louisville	W	3-0
9/13	Valparaiso	W	7-0
9/14	Bethel	W	11-0
9/16	Loyola (Ill.)	W	3-0
9/20	at St. Joseph's (Ind.)	W	7-0
9/23	Kentucky	W	4-0
9/25	Indiana	L	0-4
9/30	Toledo	W	7-0
10/2	at DePaul	W	5-0
10/7	Findlay	W	6-0
10/8	St. John's (Minn.) S	W	2-0
10/9	at UW-Milwaukee (ot)	L	1-2
10/14	Marquette (ot)	W	4-2
10/16	Chicago	W	4-1
10/19	at Akron	L	1-2
10/21	Belmont Abbey	W	1-0
10/23	at Wilkes	W	1-0
10/25	at Monmouth	W	4-2



YEAR-BY-YEAR RESULTS

10/27	at Stockton State	L	0-1
11/1	Grace	W	2-1
11/3	at Valparaiso	W	3-0
\$ - Milwaukee, Wis.			

1984 - Won 12 - Lost 6 - Tied 2

Coach: Dennis Grace

Captains: Steve Chang, Rich Herdegen, Dominick Driano

Home: 7-2-0, Away: 5-4-2

9/5	IPFW	W	2-1
9/7	Purdue	W	2-1
9/9	Louisville	W	3-1
9/11	at Bethel	W	4-0
9/14	at Michigan State (ot)	T	2-2
9/16	at Northwestern	W	3-0
9/21	Illinois	W	3-1
9/23	at Indiana	L	1-5
9/26	at Loyola (Ill.) (ot)	T	0-0
9/28	DePaul	W	6-1
9/30	St. Joseph's (Ind.)	W	7-1
10/2	at St. Francis	W	5-2
10/7	at St. Louis	L	1-3
10/12	Central Michigan	W	2-0
10/14	at Marquette	L	1-4
10/17	Akron	L	0-1
10/24	at Wisconsin	L	0-3
10/26	at UW-Platteville	W	4-3
10/28	John Carroll	L	2-3
11/1	at Valparaiso (ot)	W	6-4

1985 - Won 7 - Lost 11 - Tied 4

Coach: Dennis Grace

Captains: David Miles, Jock Mutschler, Chris Telk

Home: 2-4-2, Away: 4-7-1, Neutral: 1-0-1

9/1	at Virginia	L	0-3
9/3	at George Mason	L	2-4
9/7	UW-Milwaukee (ot)	L	2-3
9/11	at DePaul	W	3-1
9/13	Wisconsin	L	1-2
9/15	at Evansville (ot)	L	2-4
9/20	Michigan State (ot)	T	1-1
9/22	Indiana	L	0-2
9/28	at UW-Green Bay (ot)	W	3-2
9/29	at Northwestern	L	0-1
10/2	Bowling Green (ot)	T	1-1
10/5	at Wright State	W	4-2
10/6	Miami (Ohio) (ot) %	T	2-2
10/9	Marquette	L	3-5
10/12	Vanderbilt @	W	2-1
10/13	at Illinois St. (ot)	T	2-2
10/16	at Akron	L	1-8
10/20	at Central Florida	L	1-6
10/22	at South Florida	L	0-3
10/25	at UNC-Charlotte	W	1-0
10/30	Valparaiso	W	6-3
11/1	Loyola (Ill.)	W	7-0
% - Dayton, Ohio			
@ - Normal, Ill.			

1986 - Won 13 - Lost 7 - Tied 2

Coach: Dennis Grace

Captain: Jim Flynn

Home: 6-1-1, Away: 7-6-1

8/31	at Wisconsin-Milwaukee	W	1-0
9/6	Purdue	W	6-0
9/7	at Minnesota	W	4-1
9/12	at Indiana	L	0-2
9/14	Michigan	W	3-2

9/17	Northwestern	W	4-1
9/19	at Michigan State	L	0-1
9/21	Tri-State	W	10-0
9/24	DePaul	W	10-0
9/27	at Miami (Ohio)	W	4-0
9/28	at Wright State	W	3-2
10/1	at Bowling Green	L	1-3
10/3	at Wisconsin	L	1-2
10/5	at Marquette	L	1-2
10/7	Akron (ot)	T	1-1
10/19	at Connecticut (ot)	W	2-1
10/24	at Penn State	L	0-3
10/29	at Valparaiso	W	4-1
11/1	at Navy	W	2-1
11/2	at Florida Int'l (ot)	T	0-0
11/5	Western Michigan	W	2-0
11/9	Evansville	L	0-2

1987 - Won 17 - Lost 3 - Tied 1

Coach: Dennis Grace

Captains: John Guignon, Steve Lowney

Home: 10-0-0, Away: 5-2-1, Neutral: 2-1-0

9/1	at Loyola (Ill.) (ot)	W	2-1
9/4	Drake #	W	2-0
9/8	at Detroit	W	7-1
9/9	at Western Michigan	W	2-0
9/13	Indiana (ot)	W	4-3
9/18	Michigan State	W	3-1
9/20	Northwestern	W	5-0
9/23	Illinois State	W	1-0
9/26	Boston College \$	W	5-0
9/27	at Wright State (ot)	T	1-1
9/29	Bowling Green (ot)	W	2-1
10/2	Wisconsin (ot)	W	4-2
10/10	at USC Spartanburg (ot)	W	2-1
10/11	Winthrop %	W	4-1
10/17	at DePaul	W	1-0
10/22	at Portland	L	1-3
10/31	at UCLA	L	2-3
11/1	San Diego State *	L	0-1
11/4	Valparaiso	W	2-1
11/6	Marquette	W	3-1
11/8	Ohio State	W	2-1

- First match played at Krause Stadium

\$ - Dayton, Ohio

% - Spartanburg, S.C.

* - Los Angeles, Calif.

1988 - Won 17 - Lost 4 - Tied 2

Coach: Dennis Grace

Captains: John Guignon, Joe Sternberg, Dave Augustyn

Home: 8-0-0, Away: 4-4-2, Neutral: 5-0-0

9/1	Loyola (ot)	W	4-1
9/3	Maine *	W	3-1
9/4	at Lafayette	W	3-2
9/9	at Indiana	T	1-1
9/11	Xavier	W	4-2
9/16	at Michigan State	W	5-0
9/18	Dayton	W	5-1
9/23	Western Michigan	W	3-0
9/25	Birmingham-Southern	W	5-0
9/27	at Bowling Green	W	2-1
9/30	Detroit	W	3-1
10/2	at Wisconsin	T	0-0
10/9	at Akron	L	2-3
10/13	DePaul	W	6-1
10/16	at Coll. of Charleston	L	1-2
10/22	at Rutgers	L	0-2
10/29	Penn State \$	W	3-1
10/30	Boston University \$	W	5-1
11/2	UW-Green Bay	W	2-1

11/4	Detroit @	W	6-0
(MCC Quarterfinal)			
11/5	Evansville @	W	2-0
(MCC Semifinal)			
11/6	at St. Louis @	W	2-0
(MCC Final)			
11/13	at SMU	L	0-2
(NCAA First Round)			

* - Easton, Pa.

\$ - Miami, Fla.

@ - St. Louis, Mo.

1989 - Won 10 - Lost 7 - Tied 3

Coach: Dennis Grace

Captains: Rolfe Behrje, Dave Augustyn

Home: 5-3-2, Away: 4-2-0, Neutral: 1-2-1

9/2	St. Louis!	L	0-2
9/3	Virginia!	L	0-3
9/6	at Detroit	W	4-3
9/13	Detroit	W	3-1
9/17	at Marquette	W	1-0
9/20	at Loyola (Ill.)	W	4-0
9/22	Michigan State	W	4-1
9/24	Marquette	T	2-2
9/29	Indiana	L	1-3
10/1	Wisconsin	L	1-3
10/6	Cal State-LA (ot) %	T	0-0
10/8	at Santa Clara	L	0-4
10/13	Akron (ot)	T	0-0
10/16	Valparaiso**	W	9-2
10/18	DePaul	W	5-0
10/20	Loyola (Ill.)	W	3-0
10/24	at Air Force	W	2-1
10/29	Bowling Green	L	0-1
11/2	Xavier @	W	3-2
(MCC Quarterfinal)			
11/3	at St. Louis @	L	1-2
(MCC Semifinal)			

! - Bloomington, Ind.

** - Notre Dame's 200th win

% - Santa Clara, Calif.

@ - St. Louis, Mo.

1990 - Won 4 - Lost 11 - Tied 3

Coach: Mike Berticelli

Captains: Paul LaVigne, Danny Stebbins

Home: 4-2-1, Away: 0-7-2, Neutral: 0-2-0

9/1	Dayton (ot)	W	5-1
9/7	at Duke \$	L	2-5
9/9	North Carolina State \$	L	1-2
9/12	at Loyola (Ill.) (ot)	T	2-2
9/14	St. Louis	L	2-3
9/17	Valparaiso	W	6-0
9/19	Detroit	L	0-2
9/21	at Michigan State	L	0-1
9/24	at Marquette	L	0-4
9/28	at Wisconsin (ot)	T	0-0
10/5	Ohio State	W	2-0
10/7	Creighton (ot)	T	0-0
10/9	at Butler (ot)	L	0-2
10/19	Xavier	W	2-1
10/22	at Evansville	L	0-3
10/26	UNC-Charlotte *	L	0-3
10/27	at Florida Int'l	L	2-3
11/1	at St. Louis	L	0-1
(MCC Quarterfinal)			

\$ - Durham, N.C.

* - Miami, Fla.

YEAR-BY-YEAR RESULTS



1991 - Won 13 • Lost 5 • Tied 2

Coach: Mike Berticelli

Captains: Bret Hofmann, Kenyon Meyer

Home: 6-2-1, Away: 5-2-0, Neutral: 2-1-1

9/10	Loyola (Ill.) (ot)	L	0-1
9/13	at St. Louis	L	0-2
9/18	Central Michigan	W	5-0
9/20	Michigan State	W	1-0
9/22	Evansville (ot)	T	0-0
9/27	(2) Indiana (ot)	L	1-4
10/1	at Detroit	W	3-0
10/4	at Xavier	W	8-0
10/6	at Dayton	W	3-2
10/9	at Valparaiso	W	1-0
10/13	Butler	W	3-1
10/18	DePaul	W	6-0
10/23	at Georgetown	W	4-1
10/26	at South Carolina (8)	L	0-2
10/27	Adelphi (20) (ot)!	T	2-2
10/30	Western Michigan	W	1-0
11/3	Kentucky	W	2-0
11/7	Detroit @	W	6-0
	(MCC Quarterfinal)		
11/8	Xavier @	W	2-0
	(MCC Semifinal)		
11/10	Evansville @	L	0-2
	(MCC Final)		

! - MetLife Classic (Columbia, S.C.)

@ - Indianapolis, Ind.

1992 - Won 10 • Lost 7 • Tied 2

Coach: Mike Berticelli

Captains: Brendan Dillmann,

Kevin Pendergast, Mario Tricoli

Home: 6-1-0, Away: 3-3-2, Neutral: 1-3-0

9/5	UCLA (4)!	L	0-1
9/6	Duke (13)!	L	1-2
9/11	Illinois-Chicago	W	7-0
9/15	Valparaiso	W	5-1
9/18	at Michigan State	T	2-2
9/20	La Salle	W	2-0
9/25	at Indiana	L	0-3
9/29	at DePaul	W	3-0
10/2	Xavier	L	0-1
10/4	Dayton	W	4-0
10/7	Detroit	W	2-1
10/11	at Evansville	W	2-1
10/14	at Loyola (Ill.)	L	2-3
10/17	at Kentucky	W	2-0
10/20	at Vanderbilt	L	1-3
10/29	at Butler	T	1-1
11/2	Miami (Ohio)	W	2-1
11/6	Loyola (Ill.) @	W	2-1
	(MCC Quarterfinal)		
11/7	Evansville @	L	2-3
	(MCC Semifinal)		

! - MetLife Classic (Bloomington, Ind.)

@ - Indianapolis, Ind.

1993 - Won 15 • Lost 6

Coach: Mike Berticelli

Captain: Mike Palmer

Home: 5-3-0, Away: 8-2-0, Neutral: 2-1-0

9/4	Rutgers (20)!	W	4-1
9/5	UNLV!	L	0-1
9/10	Butler	L	2-4
9/14	at Detroit	W	3-1
9/17	Michigan State	W	3-2
9/19	Evansville	W	1-0
9/24	Indiana (4)	L	0-3
9/28	DePaul	W	7-0

10/1	South Carolina	W	2-0
10/2	Penn State	L	0-1
10/8	at Xavier	W	1-0
10/10	at Ohio State	W	1-0
10/13	at Loyola (Ill.)	W	7-0
10/17	at Bowling Green	W	2-1
10/21	Western Illinois	W	2-0
10/26	at Old Dominion	L	1-4
10/29	at Delaware	W	4-0
10/31	at La Salle	W	4-0
11/5	at Butler @	W	2-0
	(MCC Semifinal)		
11/7	Detroit Mercy @	W	2-0
	(MCC Final)		
11/14	at Wisconsin	L	1-3
	(NCAA First Round)		

! - adidas/MetLife Classic (Bloomington, Ind.)

@ - Indianapolis, Ind.

1994 - Won 12 • Lost 10 • Tied 2

Coach: Mike Berticelli

Captains: Chris Dean, Jason Fox, Jean Joseph

Home: 11-3-1, Away: 1-6-0, Neutral: 0-1-1

9/3	at Penn State (15) \$	L	0-1
9/7	Northwestern	W	5-1
9/9	Ohio State	W	5-0
9/15	at Northern Illinois	L	0-2
9/18	Xavier	W	8-0
9/20	Detroit	W	5-0
9/23	at Indiana (1)	L	0-2
9/25	La Salle	W	4-0
9/28	Wake Forest ^	L	0-1
10/2	Wisconsin-Milwaukee	L	0-1
10/5	at Loyola (Ill.)	L	0-2
10/7	Illinois-Chicago	W	3-0
10/9	UW-Green Bay (ot)	L	1-2
10/14	SMU (10) (ot)	T	0-0
10/16	Bowling Green	W	3-1
10/18	at DePaul	W	3-0
10/21	Wisconsin (18)	L	0-2
10/28	at UCLA (4)	L	0-4
10/30	Cal State-Fullerton *	T	2-2
11/3	Xavier @	W	6-2
	(MCC Quarterfinal)		
11/4	Butler @	W	4-1
	(MCC Semifinal)		
11/5	UW-Milwaukee (2ot) @	W	3-2
	(MCC Final)		
11/12	Central Conn. (2ot)	W	1-0
	(NCAA Play-In)		
11/20	at Indiana (1) (ot)	L	0-1
	(NCAA First Round)		

\$ - Fleetwood H.S., Fleetwood, Pa.

^ - Davidson, N.C.

* - Los Angeles, Calif.

@ - Notre Dame, Ind.

1995 - Won 9 • Lost 10

Coach: Mike Berticelli

Captain: Tony Capasso

Home: 8-3-0, Away: 1-7-0

9/3	DePaul	W	8-0
9/8	Valparaiso	W	7-0
9/10	Syracuse	W	3-0
9/15	at Rutgers (7)	L	2-5
9/17	at Seton Hall	L	1-4
9/22	Indiana (5) (ot)	L	2-4
9/24	Boston College (ot)	L	2-3
9/28	Loyola Marymount	W	5-0
10/1	at Northwestern	W	2-1
10/5	Detroit	L	0-1

10/8	Georgetown	W	3-2
10/14	Providence	W	1-0
10/17	at St. John's (21)	L	0-6
10/20	at West Virginia	L	1-2
10/22	at Pittsburgh	L	0-3
10/26	Western Michigan	W	4-0
10/29	at Connecticut	L	0-4
11/3	Villanova	W	4-0
11/5	at Wisconsin (9)	L	0-3

1996 - Won 14 • Lost 7 • Tied 2

Coach: Mike Berticelli

Captains: Tony Capasso,

Brian Engesser, Peter Gansler

Home: 7-1-2, Away: 6-6-0, Neutral: 1-0-0

8/31	at Providence	W	1-0
9/3	Northwestern	W	4-0
9/7	St. John's (6) (ot)	T	2-2
9/10	(24) Valparaiso	W	2-0
9/13	(24) West Virginia	W	1-0
9/16	(15) at DePaul	L	0-1
9/20	(15) Connecticut (25) (ot)	T	1-1
9/22	(15) Seton Hall	W	1-0
9/27	(19) at Indiana (11)	L	0-3
10/1	at Western Michigan	W	3-2
10/5	at Syracuse	W	1-0
10/11	(22) Western Illinois	W	6-0
10/13	(22) Pittsburgh	W	3-0
10/18	(15) at Rutgers (6)	L	0-1
10/20	(15) at Villanova	L	1-2
10/23	at Georgetown (ot)	W	2-1
10/31	Wisconsin (23)	L	0-1
11/3	at Boston College	L	0-1
11/10	Georgetown	W	2-1
	(BIG EAST Quarterfinal)		
11/16	Connecticut (14) @	W	2-1
	(BIG EAST Semifinal)		
11/17	at Rutgers (12) @	W	1-0
	(BIG EAST Final)		
11/24	(17) at UNC Greensboro (2) W		1-0
	(NCAA First Round)		
12/1	at UNC Charlotte (23)	L	0-1
	(NCAA Round of 16)		

@ - Piscataway, N.J.

1997 - Won 10 • Lost 9 • Tied 2

Coach: Mike Berticelli

Captains: Matt Johnson, Ryan Turner

Home: 6-4-0, Away: 4-4-2, Neutral: 0-1-0

8/29	at Pittsburgh (ot)	T	0-0
9/2	(18) Indiana (1)	L	0-4
9/7	(18) Providence	W	3-0
9/10	(19) at Valparaiso	W	5-0
9/13	(19) Buffalo (ot)	L	2-3
9/16	at Northwestern (ot)	T	2-2
9/20	at West Virginia	W	3-0
9/23	Eastern Illinois	W	1-0
9/26	Villanova	W	1-0
9/28	Rutgers	W	1-0
10/3	(23) at SMU (3)	L	0-1
10/5	(23) at TCU (ot)	W	4-3
10/11	(18) Syracuse	L	0-1
10/14	(25) Western Michigan	W	7-1
10/17	(25) Georgetown (ot)	L	1-2
10/21	(24) at St. John's (5)	L	0-1
10/24	(24) at Seton Hall	L	1-2
10/26	(24) at Connecticut (ot)	L	1-2
11/2	Boston College	W	3-1

11/9	at Seton Hall	W	2-0
	(BIG EAST Quarterfinal)		
11/15	St. John's (2) @	L	1-4
	(BIG EAST Semifinal)		
@ - Storrs, Conn.			

1998 - Won 9 • Lost 6 • Tied 3

Coach: Mike Berticelli

Captains: Matt Johnson, Phil Murphy

Home: 5-1-2, Away: 4-5-1, Neutral: 0-0-0

9/1	Valparaiso	W	6-1
9/5	at Syracuse	W	3-1
9/8	(15) Northwestern	W	1-0
9/13	Pittsburgh (ot)	T	2-2
9/18	(16) at Rutgers (ot)	L	0-1
9/20	(16) at Villanova (ot)	W	2-1
9/26	(18) St. John's (7) (ot)	T	1-1
9/29	(17) at Western Michigan (ot)	T	1-1
10/3	(17) at Georgetown	L	1-2
10/6	(22) IUPUI (ot)	W	1-0
10/9	(22) at Santa Clara (17)	L	1-3
10/11	(22) at Saint Mary's	W	2-1
10/16	Connecticut (1)	L	0-0
10/18	Seton Hall (13)	W	2-2
10/21	at Providence	L	1-2
10/24	at Boston College	W	3-0
10/30	West Virginia**	W	2-0
11/7	at St. John's (13)	L	0-2
	(BIG EAST Quarterfinal)		

** - Notre Dame's 300th win

1999 - Won 8 • Lost 9 • Tied 3

Coach: Mike Berticelli

Captain: Gerick Short

Home: 7-3-0, Away: 1-5-3, Neutral: 0-1-0

9/1	at Northwestern	W	1-0
9/4	Boston College	W	1-0
9/7	Western Michigan (ot)	L	0-1
9/11	(16) at Pittsburgh (ot)	T	2-2
9/14	Cleveland State	W	1-0
9/19	at Connecticut (19) (ot)	L	1-2
9/24	San Diego (14)!	L	0-3
9/26	at Saint Mary's!	L	0-2
9/29	Eastern Michigan	W	5-2
10/2	Syracuse	W	2-0
10/5	IUPUI	W	1-0
10/9	Providence	W	4-0
10/12	at Valparaiso (ot)	T	2-2
10/15	Villanova	W	5-0
10/17	Rutgers (11)	L	0-1
10/20	at West Virginia	L	0-1
10/23	at St. John's (13)	L	1-4
10/29	Georgetown	T	1-3
11/3	at Seton Hall (ot)	T	1-1
11/6	at Rutgers (17)	L	0-2

! - St. Mary's Tournament (Moraga, Calif.)

2000 - Won 7 • Lost 8 • Tied 2

Coach: Chris Apple

Captains: Connor LaRose,

Stephen Maio, Dustin Pridmore

Home: 4-4-0, Away: 2-4-2, Neutral: 1-0-0

9/1	New Mexico!	W	2-0
9/3	at UNLV (ot)!	T	0-0
9/6	Bradley (21)	L	1-3
9/9	at Boston College	L	0-2
9/16	at Syracuse	W	3-0
9/19	Cleveland State	W	2-1
9/22	Seton Hall	L	0-1
9/24	Connecticut (2)	L	0-1
9/29	Pittsburgh (15)	L	2-3

10/3	Northwestern	W	2-1
10/8	at Providence	L	1-3
10/14	St. John's (10)	W	1-0
10/17	at Georgetown	L	0-2
10/20	at Villanova	W	2-1
10/22	at Rutgers	L	1-3
10/27	West Virginia	W	2-0
10/31	at IUPUI (ot)	T	0-0

! - UNLV Fila/Snickers Rebel Classic (Las Vegas)

2001 - Won 12 • Lost 7

Coach: Bobby Clark

Captains: Andreas Forstner,

Griffin Howard, Greg Martin

Home: 7-1-0, Away: 5-4-0, Neutral: 0-2-0

9/1	Villanova	W	5-0
9/7	(21) at Furman (5) (2ot)!	L	2-3
9/9	(21) Clemson (16)!	L	0-4
9/19	Cleveland State	W	3-1
9/22	Rutgers (23)	L	0-3
9/25	at Bradley	W	3-2
9/29	at Seton Hall (ot)	L	0-1
10/5	Georgetown	W	3-1
10/11	at West Virginia	W	3-0
10/14	at Virginia Tech	W	2-0
10/17	at Indiana (6)	W	1-0
10/20	Boston College (21)	W	2-0
10/24	(20) at Providence	W	2-0
10/27	(20) at Connecticut (10)	L	0-1
10/30	(20) IUPUI	W	4-0
11/3	(20) Syracuse (ot)	W	2-1
11/10	(19) Georgetown	W	1-0
	(BIG EAST Quarterfinal)		
11/16	(17) St. John's (8) @	L	0-1
	(BIG EAST Semifinal)		
11/23	(18) at Maryland	L	0-1
	(NCAA First Round)		

! - Umbro/Spinix Furman Invitational (Greenville, S.C.)
@ - Storrs, Conn.

2002 - Won 12 • Lost 6 • Tied 3

Coach: Bobby Clark

Captains: Erich Braun, Greg Martin,

Justin Ratcliffe

Home: 8-2-1, Away: 3-4-2, Neutral: 1-0-0

8/31	(23) SW Missouri State!	W	3-2
9/1	(23) at Creighton (19) (2ot)!	T	2-2
9/7	(11) Seton Hall (6)	W	4-0
9/13	(5) Cornell (2ot) ^	T	1-1
9/15	(5) Furman (7) (2ot) ^	W	2-1
9/19	(5) at Bradley	L	2-3
9/22	(5) Providence	W	5-1
9/26	(10) at St. John's (2)	L	0-1
9/29	(10) at Rutgers (19) (2ot)	T	1-1
10/4	(16) Pittsburgh (ot)	L	0-1
10/6	(16) at Akron	W	1-0
10/12	at Boston College (15) (ot)	W	1-0
10/16	(20) Michigan State	W	2-0
10/20	(5) Connecticut (20)	W	3-1
10/23	(11) at Villanova	W	5-0
10/26	(11) at Georgetown	L	2-3
11/1	(16) Virginia Tech	W	2-1
11/3	(16) Loyola (Ill.)	W	1-0
11/9	(15) Georgetown	L	1-2
	(BIG EAST Quarterfinal)		
11/22	(20) Akron	W	3-1
	(NCAA First Round)		
11/27	(20) at Indiana (5)	L	0-1
	(NCAA Second Round)		

! - Diadora Challenge (Omaha, Neb.)

^ - Mike Berticelli Memorial Tournament

2003 - Won 16 • Lost 3 • Tied 4

Coach: Bobby Clark

Captains: Greg Martin, Justin Detter,

Devon Prescod, Kevin Richards, Chad Riley

Home: 7-2-1, Away: 5-1-1, Neutral: 4-0-2

8/29	(3) UAB (20) (2ot)!	T	0-0
8/30	(3) California (11) (2ot)!	W	2-1
9/4	(4) St. John's (13)	L	0-3
9/12	(16) Fresno State (ot) ^	T	0-0
9/14	(16) Akron (2ot) ^	T	0-0
9/18	(13) Indiana (19) (2ot)	W	1-0
9/21	(13) West Virginia	W	1-0
9/25	(8) Bradley	W	2-0
9/28	(8) Georgetown	W	2-1
10/2	(4) at Syracuse (2ot)	T	1-1
10/5	(4) at Pittsburgh	W	2-0
10/11	(5) Rutgers (25)	L	2-5
10/14	(9) at Cleveland State	W	6-0
10/18	(9) at Connecticut	L	0-1
10/22	(13) at Providence	W	2-0
10/25	(13) at Virginia Tech (9) (ot)	W	2-1
10/31	(7) Villanova (25)	W	2-0
11/2	(7) at Michigan State	W	1-0
11/9	(5) Connecticut (25)	W	2-0
	(BIG EAST Quarterfinal)		
11/14	(5) Providence @	W	1-0
	(BIG EAST Semifinal)		
11/16	(5) St. John's (4) @	W	2-0
	(BIG EAST Final)		
11/26	(3) UW-Milwaukee	W	4-1
	(NCAA Second Round)		
11/30	(3) Michigan (2ot)	T	1-1
	(NCAA Round of 16)		
	(ND eliminated on penalty kicks, 4-3)		

! - adidas/JU Credit Union Classic

^ - Mike Berticelli Memorial Tournament

@ - Storrs, Conn.

2004 - Won 13 • Lost 3 • Tied 3

Coach: Bobby Clark

Captains: Chris Sawyer, Jack Stewart,

Kevin Goldthwaite

Home: 8-0-2, Away: 3-2-1, Neutral: 2-1-0

9/3	(9) Oregon State!	W	2-1
9/5	(9) Boston U.!	W	2-0
9/10	(4) Evansville ^	W	2-1
9/12	(4) CS Fullerton (2ot) ^	T	0-0
9/15	(5) at Indiana (1)	L	0-2
9/18	(5) Georgetown	W	4-1
9/23	(9) at West Virginia	L	0-1
9/26	(9) at Villanova (21)	W	1-0
10/1	(14) Boston College (9) (ot)	W	1-0
10/3	(14) Loyola (Ill.)	W	4-0
10/7	(9) Pittsburgh	W	3-0
10/10	(9) Syracuse (2ot)	W	1-0
10/13	(7) Michigan (19)	W	3-0
10/16	(7) at St. John's (10) (2ot)	T	1-1
10/20	(5) at Seton Hall (17)	W	1-0
10/23	(5) at Rutgers	W	1-0
10/30	(5) Connecticut	W	2-0
11/6	(4) Seton Hall (21) (2ot)	T	0-0
	(BIG EAST Quarterfinal)		
	(ND eliminated on penalty kicks, 8-7)		
11/23	(9) Ohio State	L	1-2
	(NCAA Second Round)		

! - adidas/JU Credit Union Classic

^ - Mike Berticelli Memorial Tournament

YEAR-BY-YEAR RESULTS



2005 - Won 12 • Lost 8 • Tied 3

Coach: Bobby Clark

Captains: Dale Rellas, John Stephens, Greg Dalby

Home: 6-3-2, Away: 5-4-1, Neutral: 1-1-0

9/2	(16) SMU (7) !	W	4-1
9/4	(16) Wake Forest (10) (ot) !	L	0-1
9/9	(17) Boston University ^	W	1-0
9/11	(17) Saint Louis (2ot) ^	W	1-0
9/16	(14) at St. John's (10)	L	1-2
9/18	(14) at Syracuse	W	1-0
9/23	(15) Louisville	W	2-1
9/25	(15) Cincinnati	L	1-2
9/28	Bradley	W	1-0
10/1	West Virginia (2ot)	T	3-3
10/5	at Marquette	W	1-0
10/8	Connecticut (10)	L	1-2
10/11	at Michigan State (2ot)	T	0-0
10/15	at Georgetown	L	0-1
10/19	at Providence (2ot)	W	2-1
10/22	at Pittsburgh	W	2-1
10/26	Indiana (5)	L	0-3
10/29	Seton Hall (16)	W	4-0
11/2	Syracuse (2ot)	T	0-0

(BIG EAST First Round)

(ND advanced on penalty kicks, 4-2)

11/5 at St. John's (16) L 0-1

(BIG EAST Quarterfinal)

11/18 Western Illinois W 2-0

(NCAA First Round)

11/22 at Indiana (5) W 2-0

(NCAA Second Round)

11/27 at Clemson (12) L 0-1

(NCAA Round of 16)

! - adidas/IU Credit Union Classic

^ - Mike Berticelli Memorial Tournament

2006 - Won 15 • Lost 6 • Tied 2

Coach: Bobby Clark

Captains: Greg Dalby, Dale Rellas

Home: 9-2-1, Away: 6-4-0, Neutral: 0-0-1

8/25	(10) UAB (2ot) ^	L	0-1
8/27	(10) Creighton (8) ^	W	4-1
9/1	(18) Saint Louis (2ot) !	T	0-0
9/3	(18) at Indiana (12) (ot) !	W	5-4
9/8	(8) South Florida	L	0-2
9/10	(8) DePaul	W	3-0
9/15	(12) at Louisville	W	2-0
9/17	(12) at Cincinnati	L	1-2
9/20	(21) Northern Illinois (2ot)	T	0-0
9/23	(21) Pittsburgh	W	3-1
9/27	(15) Marquette	W	4-0
9/30	(15) at Seton Hall	W	2-0
10/4	(8) at Michigan	W	2-0
10/7	(8) Georgetown	W	4-1
10/11	(8) Michigan State	W	3-0
10/14	(8) Providence	W	3-0
10/18	(6) at West Virginia (4)	L	1-2
10/21	(6) at Connecticut (14)	W	1-0
10/25	(8) DePaul	W	2-0
	(BIG EAST First Round)		
10/28	(8) at Rutgers (2ot)	L	1-2
	(BIG EAST Quarterfinal)		
11/15	(12) Illinois-Chicago	W	1-0
	(NCAA Second Round)		
11/18	(12) at Maryland (7) (2ot)	W	1-0
	(NCAA Round of 16)		
11/24	(12) at Virginia (4)	L	2-3
	(NCAA Quarterfinal)		

^ - Mike Berticelli Memorial Tournament

! - adidas/IU Credit Union Classic

2007 - Won 14 • Lost 5 • Tied 5

Coach: Bobby Clark

Captains: Ryan Miller, Alex Yoshinaga, Matt Besler

Home: 7-1-3, Away: 5-3-2, Neutral: 2-1-0

8/31	(9) UCLA (1) (ot) !	W	2-1
9/2	(9) Maryland (7) !	L	0-3
9/7	(8) Rhode Island ^	W	3-0
9/9	(8) Northern Illinois (2ot) ^T	1-1	
9/15	(8) at Marquette	W	1-0
9/21	(3) at Rutgers	W	2-0
9/23	(3) at Villanova **	W	1-0
9/28	(2) Cincinnati (2ot)	T	1-1
9/30	(2) Louisville	W	2-1
10/3	(3) Michigan (16)	W	3-0
10/6	(3) West Virginia (13)	W	1-0
10/10	(3) at Michigan State	L	0-1
10/13	(3) Connecticut (1) (2ot)	T	3-3
10/17	(4) Indiana (12)	L	2-3
10/21	(4) Seton Hall	W	2-0
10/24	(7) at Pittsburgh	W	3-0
10/28	(7) at Providence (2ot)	T	2-2
11/3	(9) at Georgetown (2ot)	T	0-0
11/11	(11) St. John's	W	1-0
	(BIG EAST Quarterfinal)		
11/16	(11) DePaul (19) @	W	2-1
	(BIG EAST Semifinal)		
11/18	(11) at Connecticut (2) @	L	0-2
	(BIG EAST Final)		
11/28	(9) Oakland	W	2-1
	(NCAA Second Round)		
12/1	(10) at Santa Clara (7)	W	2-0
	(NCAA Round of 16)		
12/8	(10) at Wake Forest (2) (ot) L	0-1	
	(NCAA Quarterfinal)		

! - adidas/IU Credit Union Classic

^ - Mike Berticelli Memorial Tournament

** - Notre Dame's 400th win

@ - Storrs, Conn.

2008 - Won 12 • Lost 7 • Tied 2

Coach: Bobby Clark

Captains: Matt Besler, Alex Yoshinaga, Michael Thomas

Home: 9-1-1, Away: 2-4-1, Neutral: 1-2-0

8/29	(3) Akron (12) !	L	0-3
8/31	(3) Duke !	W	4-1
9/5	(8) Dartmouth ^	W	2-1
9/7	(8) South Florida (5) ^	W	5-0
9/11	(5) Marquette	W	4-1
9/19	(3) St. John's (5) (2ot)	T	0-0
9/21	(3) Syracuse	W	3-0
9/26	(3) at Cincinnati	W	3-0
9/28	(3) at Louisville (16) (ot) L	1-2	
10/1	(8) at Michigan *	L	1-3
10/8	(15) Michigan State	W	3-0
10/11	(15) Pittsburgh	W	4-1
10/16	(9) at Indiana (22)	L	1-3
10/19	(9) Providence	W	3-1
10/22	(13) at Seton Hall (2ot)	T	1-1
10/25	(13) at Connecticut (15) (ot) L	0-1	
10/29	(13) Georgetown (24)	W	2-1
11/1	(19) at West Virginia	W	1-0

11/8	(11) Louisville (23)	W	1-0
	(BIG EAST Quarterfinal)		
11/14	(9) South Florida (8) @	L	1-2
	(BIG EAST Semifinal)		
11/25	(13) Northwestern (16)	L	1-2
	(NCAA Second Round)		

! - adidas/IU Credit Union Classic

^ - Mike Berticelli Memorial Tournament

* - Ypsilanti, Mich.

@ - Tampa, Fla.

2009 - Won 11 • Lost 8 • Tied 4

Coach: Bobby Clark

Captains: Dave Donohue, Justin Morrow,

Cory Rellas, Michael Thomas

Home: 6-4-1, Away: 5-3-0, Neutral: 0-1-3

9/1	(10) Michigan (21)	W	5-0
9/4	(10) Wake Forest (3) (2ot) !	T	1-1
9/6	(10) St. John's (1) !	L	0-2
9/11	(10) Seattle ^	W	3-0
9/13	(10) New Mexico (ot) ^	L	1-2
9/18	(20) at DePaul	W	2-1
9/20	(20) at South Florida (5)	L	1-2
9/25	(21) Louisville (7)	W	4-0
9/27	(21) Cincinnati	L	0-1
10/2	(25) Seton Hall	W	2-1
10/7	(24) at Marquette	W	2-0
10/10	(24) at Providence (2ot)	W	1-0
10/14	(22) Indiana (19)	L	0-3
10/17	(22) West Virginia	L	0-1
10/21	at Georgetown (ot)	W	2-1
10/24	at Pittsburgh	W	1-0
10/28	at Michigan State	L	1-2
10/31	Connecticut (5) (ot)	W	2-1
11/8	South Florida (8) (2ot)	T	2-2
	(BIG EAST Quarterfinal)		
	(ND advanced on penalty kicks, 5-4)		
11/13	(25) Louisville (7) (2ot) @	T	0-0
	(BIG EAST Semifinal)		
	(ND advanced on penalty kicks, 4-3)		
11/15	(25) St. John's (14) (2ot) @	T	0-0
	(BIG EAST Final)		
	(ND eliminated on penalty kicks, 5-3)		
11/19	(19) Green Bay	W	2-1
	(NCAA First Round)		
11/22	(19) at Northwestern (18)	L	1-3
	(NCAA Second Round)		
	! - adidas/IU Credit Union Classic		
	^ - Mike Berticelli Memorial Tournament		
	@ - Morgantown, W. Va.		

2010 - Won 10 • Lost 6 • Tied 4

Coach: Bobby Clark

Captain: Philip Tuttle

Home: 8-2-1, Away: 2-2-2, Neutral: 0-2-1

9/3	(18) UCLA (5) !	L	0-1
9/5	(18) California (2ot) !	T	0-0
9/10	Drake (22) ^	W	2-0
9/12	Cal Poly ^	W	5-1
9/17	(24) at Michigan (2ot)	T	0-0
9/19	(24) Michigan State (15)	L	0-2
9/25	St. John's (12)	W	1-0
9/29	Northwestern (2ot) *	T	1-1
10/3	Providence	W	2-1
10/6	(22) at Indiana (20)	W	2-1
10/9	(22) at West Virginia	L	1-2
10/13	(21) Marquette	W	4-1
10/16	(21) at Louisville (2)	L	0-2
10/19	at Seton Hall	W	3-1

10/22	at Connecticut (5) (2ot)	T	0-0
10/27	Pittsburgh	W	3-2
10/31	Georgetown (21)	W	3-0
11/6	(12) Marquette	W	2-1
	(BIG EAST Quarterfinal)		
11/12	(11) Louisville (1) @	L	0-1
	(BIG EAST Semifinal)		
11/21	(9) Dartmouth (ot)	L	1-2
	(NCAA Second Round)		
! - adidas/IU Credit Union Classic			
^ - Mike Berticelli Memorial Tournament			
* - Toyota Park - Bridgeview, Ill.			
@ - Red Bull Arena - Harrison, N.J.			

2011 - Won 9 - Lost 5 - Tied 4

Coach: Bobby Clark

Captains: Greg Klazura, Aaron Maund, Dillon Powers

Home: 4-2-4, Away: 4-2-0, Neutral: 1-1-0

8/27	(9) Indiana (15) (2ot)	T	0-0
9/2	(10) Dayton !	W	4-1
9/4	(10) Saint Louis (2ot) !	L	1-2
9/9	(14) Denver (2ot) ^	T	2-2
9/11	(14) Bucknell ^	W	2-1
9/16	(16) Michigan (ot)	W	2-1
9/18	(16) at Michigan State	W	1-0
9/24	(14) Louisville (3)	W	1-0
10/1	(10) at St. John's (15) (2ot)	L	1-2
10/5	(11) Northwestern (2ot)	T	1-1
10/8	(11) Connecticut (1) (2ot)	T	0-0
10/12	(11) at Marquette	L	0-1
10/15	(11) at Georgetown (20)	W	3-0
10/22	(15) at Pittsburgh	W	3-1
10/26	(14) at Providence	W	2-1
10/29	(14) West Virginia (25)	L	0-2
11/1	(19) Seton Hall	W	4-0
11/3	(18) Villanova	L	0-1
	(BIG EAST First Round)		

! - adidas/IU Credit Union Classic

^ - Mike Berticelli Memorial Tournament

2012 - Won 17 - Lost 4 - Tied 1

Coach: Bobby Clark

Captains: Dillon Powers, Michael Rose

Home: 9-1-0, Away: 4-3-1, Neutral: 4-0-0

8/25	(18) Duke (21)	W	1-0
8/31	(15) San Diego State !	W	3-2
9/2	(15) Clemson !	W	2-1
9/7	(13) Oregon State ^	W	1-0
9/9	(13) Akron (4) ^	W	3-1
9/14	(3) Michigan State	W	2-0
9/16	(3) at Michigan (2ot)	W	1-0
9/22	(2) at Louisville	L	1-2
9/26	(8) at Indiana (10)	W	1-0
9/29	(8) at Connecticut (2)	L	1-2
10/3	(10) Pittsburgh	W	7-1
10/6	(10) Georgetown (3)	W	3-0
10/9	(7) at Northwestern	L	1-2
10/13	(7) at Seton Hall	W	6-1
10/20	(7) Providence	W	3-0
10/24	(7) Marquette (3)	W	3-1
10/27	(7) at Marquette (3) (2ot)	T	1-1
11/3	(5) at Syracuse	W	4-2
	(BIG EAST Quarterfinal)		
11/9	(5) Connecticut (8) @	W	1-0
	(BIG EAST Semifinal)		
11/11	(5) Georgetown (6) (2ot) @	W	3-2
	(BIG EAST Final)		

11/18	(1) Michigan State	W	3-0
	(NCAA Second Round)		
11/25	(1) Indiana (16) (2ot)	L	1-2
	(NCAA Round of 16)		
! - adidas/IU Credit Union Classic			
^ - Mike Berticelli Memorial Tournament			
@ - PPL Park - Chester, Pa.			

2013 - Won 17 - Lost 1 - Tied 6

Coach: Bobby Clark

Captains: Andrew O'Malley, Harrison Shipp, Grant Van De Castele

Home: 8-1-3, Away: 6-0-1, Neutral: 3-0-2

8/30	(7) UCLA (9) ! (2ot)	T	0-0
9/1	(7) SMU !	W	2-1
9/8	(4) North Carolina (1) (2ot)	T	1-1
9/13	(4) at Syracuse (25)	W	3-0
9/17	(1) Michigan	W	3-0
9/21	(1) at Boston College (2ot)	T	1-1
9/27	(2) Duke	W	3-1
10/2	(2) Indiana	W	2-0
10/5	(2) at Clemson (13) (ot)	W	2-1
10/8	(2) Maryland (5) (2ot)	T	1-1
10/11	(2) at Virginia Tech	W	1-0
10/15	(2) Northwestern (13) (2ot)	T	1-1
10/19	(2) at North Carolina State	W	2-1
10/26	(2) Virginia (19)	L	0-2
11/2	(2) at Wake Forest (12)	W	3-1
11/5	(1) at Michigan State (18)	W	2-0
11/8	(1) Pittsburgh	W	2-0
11/12	(1) Duke	W	1-0
	(ACC Quarterfinal)		
11/15	(1) Virginia (10) (2ot) @	T	3-3
	(ACC Semifinal)		
	(ND eliminated on penalty kicks, 4-3)		
11/24	(3) Wisconsin (19)	W	4-0
	(NCAA Second Round)		
12/1	(3) Wake Forest (14)	W	4-2
	(NCAA Round of 16)		
12/7	(3) Michigan State (11)	W	2-1
	(NCAA Quarterfinal)		
12/13	(3) New Mexico (7) \$	W	2-0
	(NCAA Semifinal)		
12/15	(3) Maryland (5) \$	W	2-1
	(NCAA Final)		

! - adidas/IU Credit Union Classic

@ - Germantown, Md.

\$ - PPL Park (Chester, Pa.)

2014 - Won 12 - Lost 5 - Tied 4

Coach: Bobby Clark

Captains: Nick Besler, Luke Mishu, Andrew O'Malley

Home: 8-3-1, Away: 3-2-1, Neutral: 1-0-2

8/29	(1) Marquette (12) !	W	2-1
8/31	(1) Georgetown (9) ! (2ot)	T	0-0
9/6	(2) Dartmouth	W	4-1
9/8	(2) Kentucky	L	0-1
9/13	(4) at Syracuse (20)	W	1-0
9/21	(4) at Virginia (5) (2ot)	T	1-1
9/26	(2) North Carolina (8)	W	2-0
9/30	(1) VCU (2ot)	W	1-0
10/3	(1) Boston College	L	0-1
10/7	(6) at Michigan	L	2-3
10/10	(6) Louisville (16) (ot)	W	3-2
10/14	(9) Northwestern (19)	W	1-0
10/17	(9) at Duke	W	4-1
10/22	(1) at Indiana (8)	L	0-1
10/25	(1) Virginia Tech	W	3-1
10/29	(5) Michigan State (12) (2ot)	T	1-1
11/1	(5) at Pittsburgh	W	4-1

11/9	(4) Virginia (15)	W	3-0
	(ACC Quarterfinal)		
11/14	(2) Clemson (14) (2ot) @	T	1-1
	(ACC Semifinal)		
	(ND eliminated on penalty kicks, 5-4)		
11/23	(1) Ohio State	W	2-1
	(NCAA Second Round)		
11/30	(1) Virginia (16)	L	0-1
	(NCAA Round of 16)		

! - adidas/IU Credit Union Classic

^ - Mike Berticelli Memorial Tournament

@ - Cary, N.C.

2015 - Won 11 - Lost 5 - Tied 6

Coach: Bobby Clark

Captains: Patrick Hodan, Connor Klekota, Max Lachowewski

Home: 8-3-2, Away: 3-2-3, Neutral: 0-0-1

8/28	(4) Maryland (13) ! (2ot)	T	1-1
8/30	(4) at Indiana (14) ! (2ot)	W	1-0
9/4	(5) South Florida (24) ^	W	2-0
9/6	(5) UAB ^ **	W	4-0
9/12	(2) Clemson (9)	W	1-0
9/15	(2) Xavier	L	0-1
9/18	(2) at North Carolina (3)	L	2-4
9/22	(14) at Michigan State	W	4-0
9/25	(14) Virginia (4)	W	3-1
9/29	(7) Marquette	W	4-2
10/4	(7) at NC State (21) (2ot)	T	1-1
10/7	(7) Michigan (2ot)	T	1-1
10/10	(7) Duke (ot)	W	3-2
10/16	(7) at Virginia Tech (2ot)	T	0-0
10/20	(8) at Northwestern # (2ot)	T	1-1
10/23	(8) at Wake Forest (2)	L	1-2
10/31	(14) Pittsburgh	W	5-0
11/8	(9) Virginia (17)	W	1-0
	(ACC Quarterfinal)		
11/11	(9) at Wake Forest (1)	W	1-0
	(ACC Semifinal)		
11/15	(9) Syracuse (13)	L	0-1
	(ACC Final)		
11/22	(7) Tulsa (2ot)	T	1-1
	(NCAA Second Round)		
	(ND advances on penalty kicks, 3-0)		
11/29	(7) Maryland (10)	L	1-2
	(NCAA Round of 16)		

! - adidas/IU Credit Union Classic

^ - Mike Berticelli Memorial Tournament

** - Notre Dame's 500th win

ALL-TIME SERIES RECORDS



Adelphi (0-0-1)

H: 0-0-0, A: 0-0-0, N: 0-0-1

Date	Site	Score
10/27/91	Columbia, SC (ot)	T 2-2

Air Force (1-0-0)

H: 0-0-0, A: 1-0-0, N: 0-0-0

Date	Site	Score
10/24/89	Colo. Springs, CO	W 2-1

Akron (3-7-3)

H: 2-2-3, A: 1-4-0, N: 0-1-0

Date	Site	Score
10/22/81	Akron, OH	L 0-2
10/13/82	Notre Dame, IN	L 1-5
10/19/83	Akron, OH	L 1-2
10/17/84	Notre Dame, IN	L 0-1
10/16/85	Akron, OH	L 1-8
10/7/86	Notre Dame, IN (ot)	T 1-1
10/9/88	Akron, OH	L 2-3
10/13/89	Notre Dame, IN (ot)	T 0-0
10/6/02	Akron, OH	W 1-0
11/22/02	Notre Dame, IN*	W 3-1
9/14/03	Notre Dame, IN (ot)	T 0-0
8/29/08	Bloomington, IN	L 0-3
9/9/12	Notre Dame, IN	W 3-1

* - NCAA Championship First Round

UAB (1-1-1)

H: 1-1-0, A: 0-0-0, N: 0-0-1

Date	Site	Score
8/29/03	Bloomington, IN (Zot)	T 0-0
8/25/06	Notre Dame, IN (Zot)	L 0-1
9/6/15	Notre Dame, IN	W 4-0

Albion (2-0-0)

H: 1-0-0, A: 1-0-0, N: 0-0-0

Date	Site	Score
9/27/78	Notre Dame, IN	W 9-1
9/27/79	Albion, MI	W 3-1

Belmont Abbey (2-0-0)

H: 1-0-0, A: 1-0-0, N: 0-0-0

Date	Site	Score
10/25/82	Belmont, NC	W 1-0
10/4/83	Notre Dame, IN	W 1-0

Bethel (IN) (7-0-0)

H: 5-0-0, A: 2-0-0, N: 0-0-0

Date	Site	Score
10/13/77	Notre Dame, IN	W 7-1
10/16/78	Notre Dame, IN	W 8-1
10/15/79	Mishawaka, IN	W 3-1
10/8/80	Notre Dame, IN	W 3-0
11/2/82	Notre Dame, IN	W 12-0
9/14/83	Notre Dame, IN	W 11-0
9/11/84	Mishawaka, IN	W 4-0

Birmingham-Southern (1-0-0)

H: 1-0-0, A: 0-0-0, N: 0-0-0

Date	Site	Score
9/25/88	Notre Dame, IN	W 5-0

Boston College (7-4-1)

H: 4-2-0, A: 2-2-1, N: 1-0-0

Date	Site	Score
9/26/87	Dayton, OH	W 5-0
9/24/95	Notre Dame, IN (ot)	L 2-3
11/3/96	Chestnut Hill, MA	L 0-1
11/2/97	Notre Dame, IN	W 3-1
10/24/98	Chestnut Hill, MA	W 3-0
9/4/99	Notre Dame, IN	W 1-0
9/9/00	Chestnut Hill, MA	L 0-2
10/20/01	Notre Dame, IN	W 2-0
10/12/02	Chestnut Hill, MA (ot)	W 1-0
10/1/04	Notre Dame, IN (ot)	W 1-0
9/21/13	Chestnut Hill, MA (Zot)	T 1-1
10/3/14	Notre Dame, IN	L 0-1

Boston University (3-0-0)

H: 1-0-0, A: 0-0-0, N: 2-0-0

Date	Site	Score
10/30/88	Miami, FL	W 5-1
9/5/04	Bloomington, IN	W 2-0
9/9/05	Notre Dame, IN	W 1-0

Bowling Green (5-3-1)

H: 3-1-1, A: 2-2-0, N: 0-0-0

Date	Site	Score
10/31/79	Bowling Green, OH	L 1-2
10/15/80	Notre Dame, IN	W 2-1
10/2/85	Notre Dame, IN (ot)	T 1-1
10/1/86	Bowling Green, OH	L 1-3
9/29/87	Notre Dame, IN (ot)	W 2-1
9/27/88	Bowling Green, OH	W 2-1
10/29/89	Notre Dame, IN	L 0-1
10/17/93	Bowling Green, OH	W 2-1
10/16/94	Notre Dame, IN	W 3-1

Bradley (2-0-0)

H: 2-1-0, A: 1-1-0, N: 0-0-0

Date	Site	Score
9/6/97	Notre Dame, IN	L 1-3
9/25/01	Peoria, IL	W 3-2
9/19/02	Peoria, IL	L 2-3
9/25/03	Notre Dame, IN	W 2-0
9/28/05	Notre Dame, IN	W 1-0

Bucknell (1-0-0)

H: 1-0-0, A: 0-0-0, N: 0-0-0

Date	Site	Score
9/11/11	Notre Dame, IN	W 2-1

Buffalo (0-1-0)

H: 0-1-0, A: 0-0-0, N: 0-0-0

Date	Site	Score
9/13/97	Notre Dame, IN (ot)	L 2-3

Butler (3-2-1)

H: 2-1-0, A: 1-1-1, N: 0-0-0

Date	Site	Score
10/9/90	Indianapolis, IN (ot)	L 0-2
10/13/91	Notre Dame, IN	W 3-1
10/29/92	Indianapolis, IN (ot)	T 1-1
9/10/93	Notre Dame, IN	L 2-4
11/5/93	Indianapolis, IN*	W 2-0
11/4/94	Notre Dame, IN*	W 4-1

* - MCC Tournament Semifinal

California (1-0-1)

H: 0-0-1, A: 0-0-0, N: 1-0-0

Date	Site	Score
8/30/03	Bloomington, IN (ot)	W 2-1
9/5/10	Notre Dame, IN (ot)	T 0-0

Cal Poly (1-0-0)

H: 1-0-0, A: 0-0-0, N: 0-0-0

Date	Site	Score
9/12/10	Notre Dame, IN	W 5-1

Cal State Fullerton (0-0-2)

H: 0-0-1, A: 0-0-0, N: 0-0-1

Date	Site	Score
10/30/94	Los Angeles, CA (ot)	T 2-2
9/12/04	Notre Dame, IN (Zot)	T 0-0

Cal State Los Angeles (0-0-1)

H: 0-0-0, A: 0-0-0, N: 0-0-1

Date	Site	Score
10/6/89	Santa Clara, CA (ot)	T 0-0

Central Connecticut St. (1-0-0)

H: 1-0-0, A: 0-0-0, N: 0-0-0

Date	Site	Score
11/12/94	Notre Dame, IN* (ot)	W 1-0

* - NCAA Championship Play-in

Central Florida (0-1-0)

H: 0-0-0, A: 0-1-0, N: 0-0-0

Date	Site	Score
10/20/85	Orlando, FL	L 1-6

Central Michigan (2-0-0)

H: 2-0-0, A: 0-0-0, N: 0-0-0

Date	Site	Score
10/12/84	Notre Dame, IN	W 2-0
9/18/91	Notre Dame, IN	W 5-0

Chicago (6-0-0)

H: 3-0-0, A: 3-0-0, N: 0-0-0

Date	Site	Score
9/25/78	Chicago, IL (ot)	W 4-3

10/30/79	Notre Dame, IN	W 3-1
10/28/80	Chicago, IL	W 6-0
10/4/81	Notre Dame, IN	W 5-0
10/12/82	Chicago, IL	W 2-0
10/16/83	Notre Dame, IN	W 4-1

Cincinnati (2-4-1)

H: 0-3-1, A: 2-1-0, N: 0-0-0

Date	Site	Score
9/9/79	Notre Dame, IN	L 0-1
9/7/80	Cincinnati, OH	W 2-1
9/25/05	Notre Dame, IN	L 1-2
9/17/06	Cincinnati, OH	L 1-2
9/28/07	Notre Dame, IN (ot)	T 1-1
9/26/08	Cincinnati, OH	W 3-0
9/27/09	Notre Dame, IN	L 0-1

Clemson (3-2-1)

H: 1-0-0, A: 1-1-0, N: 1-1-1

Date	Site	Score
9/9/01	Greenville, SC	L 0-4
11/27/05	Clemson, SC*	L 0-1
9/2/12	Bloomington, IN	W 2-1
10/5/13	Clemson, SC (ot)	W 2-1
11/14/14	Cary, N.C. (Zot)**	T 1-1

(Notre Dame eliminated on penalty kicks, 5-4)

* - NCAA Championship Round of 16

** - ACC Championship Semifinal

Cleveland State (4-0-0)

H: 3-0-0, A: 1-0-0, N: 0-0-0

Date	Site	Score
9/14/99	Notre Dame, IN	W 1-0
9/19/00	Notre Dame, IN	W 2-1
9/19/01	Notre Dame, IN	W 3-1
10/14/03	Cleveland, OH	W 6-0

College of Charleston (0-1-0)

H: 0-0-0, A: 0-1-0, N: 0-0-0

Date	Site	Score
10/16/88	Charleston, SC	L 1-2

Connecticut (8-11-4)

H: 4-3-3, A: 2-8-1, N: 2-0-0

Date	Site	Score
10/19/86	Storrs, CT (ot)	W 2-1
10/29/95	Storrs, CT	L 0-4
9/20/96	Notre Dame, IN (ot)	T 1-1
11/17/96	Piscataway, NJ**	W 2-1
10/26/97	Storrs, CT (ot)	L 1-2
10/16/98	Notre Dame, IN	L 0-2
9/19/99	Storrs, CT (ot)	L 1-2
9/24/99	Notre Dame, IN	L 0-1
10/27/01	Storrs, CT	L 0-1
10/20/02	Notre Dame, IN	W 3-1
10/22/03	Storrs, CT	L 0-1
11/9/03	Notre Dame, IN*	W 2-0
10/30/04	Notre Dame, IN	W 2-0
10/8/05	Notre Dame, IN	L 1-2
10/21/06	Storrs, CT	W 1-0
10/13/07	Notre Dame, IN (ot)	T 3-3
11/18/07	Storrs, CT***	L 0-2
10/25/08	Storrs, CT (ot)	L 0-1
10/31/09	Notre Dame, IN (ot)	W 2-1
10/22/10	Storrs, CT (Zot)	T 0-0
10/8/11	Notre Dame, IN (Zot)	T 0-0
9/29/12	Storrs, CT	L 1-2
11/9/12	Chester, PA**	W 1-0

* - BIG EAST Championship Quarterfinal

** - BIG EAST Championship Semifinal

*** - BIG EAST Championship Final

Cornell (0-0-1)

H: 0-0-1, A: 0-0-0, N: 0-0-0

Date	Site	Score
9/13/02	Notre Dame, IN (ot)	T 1-1

Creighton (1-0-2)

H: 1-0-1, A: 0-0-1, N: 0-0-0

Date	Site	Score
10/7/90	Notre Dame, IN (ot)	T 0-0
9/1/02	Omaha, NE*	T 1-1
8/27/06	Notre Dame, IN	W 4-1



ALL-TIME SERIES RECORDS

Dartmouth (2-1-0)

H: 2-1-0, A: 0-0-0, N: 0-0-0

Date	Site	Score
9/5/08	Notre Dame, IN	W 2-1
11/21/10	Notre Dame, IN* (ot)	L 1-2
9/6/14	Notre Dame, IN	W 4-1

* - NCAA Championship Second Round

Dayton (10-1-1)

H: 6-0-0, A: 3-1-1, N: 1-0-0

Date	Site	Score
9/16/77	Dayton, OH (ot)	T 3-3
10/1/78	Dayton, OH	W 4-2
10/29/78	Notre Dame, IN	W 2-1
9/14/79	Dayton, OH (ot)	L 2-3
10/31/80	Dayton, OH	W 1-0
9/25/81	Notre Dame, IN	W 2-1
10/1/82	Notre Dame, IN	W 3-0
9/18/88	Notre Dame, IN	W 5-1
9/1/90	Notre Dame, IN (ot)	W 5-1
10/6/91	Dayton, OH	W 3-2
10/4/92	Notre Dame, IN	W 4-0
9/2/11	Bloomington, IN	W 4-1

Delaware (1-0-0)

H: 0-0-0, A: 1-0-0, N: 0-0-0

Date	Site	Score
10/29/93	Newark, DE	W 4-0

Denver (0-0-1)

H: 0-0-1, A: 0-0-0, N: 0-0-0

Date	Site	Score
9/9/11	Notre Dame, IN (Zot)	T 2-2

DePaul (19-1-0)

H: 12-0-0, A: 6-1-0, N: 1-0-0

Date	Site	Score
9/12/80	Notre Dame, IN	W 5-0
9/30/81	Notre Dame, IN	W 6-0
10/15/82	Notre Dame, IN	W 6-0
10/2/83	Chicago, IL	W 5-0
9/28/84	Notre Dame, IN	W 6-1
9/11/85	Chicago, IL	W 3-1
9/24/86	Notre Dame, IN	W 10-0
10/17/87	Chicago, IL	W 1-0
10/13/88	Notre Dame, IN	W 6-1
10/18/89	Notre Dame, IN	W 5-0
10/18/91	Notre Dame, IN	W 6-0
9/29/92	Chicago, IL	W 3-0
9/28/93	Notre Dame, IN	W 7-0
10/18/94	Chicago, IL	W 3-0
9/3/95	Notre Dame, IN	W 8-0
9/16/96	Chicago, IL	L 0-1
9/10/06	Notre Dame, IN	W 3-0
10/25/06	Notre Dame, IN*	W 2-0
11/16/07	Storrs, CT**	W 2-1
9/18/09	Chicago, IL	W 2-1

* - BIG EAST Championship First Round

** - BIG EAST Championship Semifinals

Detroit (11-2-0)

H: 4-2-0, A: 4-0-0, N: 3-0-0

Date	Site	Score
9/8/87	Detroit, MI	W 7-1
9/30/88	Notre Dame, IN	W 3-1
11/4/88	St. Louis, MO*	W 6-0
9/6/89	Detroit, MI	W 4-3
9/13/89	Notre Dame, IN	W 3-1
9/19/90	Notre Dame, IN	L 0-2
10/1/91	Detroit, MI	W 3-0
11/7/91	Bloomington, IN*	W 6-0
10/7/92	Notre Dame, IN	W 2-1
9/14/93	Detroit, MI	W 3-1
11/7/93	Bloomington, IN**	W 2-0
9/20/94	Notre Dame, IN	W 5-0
10/5/95	Notre Dame, IN	L 0-1

* - MCC Tournament Quarterfinal

** - MCC Tournament Final

Drake (3-0-0)

H: 2-0-0, A: 1-0-0, N: 0-0-0

Date	Site	Score
11/12/78	Des Moines, IA	W 4-2

9/4/87	Notre Dame, IN	W	2-0
9/10/10	Notre Dame, IN	W	2-0

Duke (6-2-0)

H: 4-0-0, A: 1-1-0, N: 1-1-0

Date	Site	Score
9/7/90	Durham, NC	L 2-5
9/6/92	Bloomington, IN	L 1-2
8/31/08	Bloomington, IN	W 4-1
8/25/12	Notre Dame, IN	W 1-0
9/27/13	Notre Dame, IN	W 3-1
11/12/13	Notre Dame, IN*	W 1-0
10/17/14	Durham, NC	W 4-1
10/10/15	Notre Dame, IN (ot)	W 3-2

* - ACC Championship Quarterfinal

Eastern Illinois (1-0-0)

H: 1-0-0, A: 0-0-0, N: 0-0-0

Date	Site	Score
9/23/97	Notre Dame, IN	W 1-0

Eastern Michigan (1-0-0)

H: 1-0-0, A: 0-0-0, N: 0-0-0

Date	Site	Score
9/26/99	Notre Dame, IN	W 5-2

Evansville (5-5-1)

H: 2-1-1, A: 2-2-0, N: 1-2-0

Date	Site	Score
11/12/77	Evansville, IN	W 4-1
9/15/85	Evansville, IN (ot)	L 2-4
11/9/86	Notre Dame, IN	L 0-2
11/5/88	St. Louis, MO*	W 2-0
10/22/90	Evansville, IN	L 0-3
9/22/91	Notre Dame, IN (ot)	T 0-0
11/10/91	Indianapolis, IN**	L 0-2
10/11/92	Evansville, IN	W 2-1
11/7/92	Indianapolis, IN*	L 2-3
9/19/93	Notre Dame, IN	W 1-0
9/10/04	Notre Dame, IN	W 2-1

* - MCC Tournament Semifinal

** - MCC Tournament Final

Findlay (1-0-0)

H: 1-0-0, A: 0-0-0, N: 0-0-0

Date	Site	Score
10/7/83	Notre Dame, IN	W 6-0

Florida International (0-1-1)

H: 0-0-0, A: 0-1-1, N: 0-0-0

Date	Site	Score
11/2/86	Miami, FL (ot)	T 0-0
10/27/90	Miami, FL	L 2-3

Florissant Valley (1-0-0)

H: 1-0-0, A: 0-0-0, N: 0-0-0

Date	Site	Score
9/8/78	Notre Dame, IN	W 3-0

Fresno State (1-0-0)

H: 1-0-0, A: 0-0-0, N: 0-0-0

Date	Site	Score
9/12/03	Notre Dame, IN (ot)	W 2-1

Furman (1-1-0)

H: 1-0-0, A: 0-1-0, N: 0-0-0

Date	Site	Score
9/7/01	Greenville, SC (ot)	L 2-3
9/15/02	Notre Dame, IN (ot)	W 2-1

George Mason (0-1-0)

H: 0-0-0, A: 0-1-0, N: 0-0-0

Date	Site	Score
9/3/85	Fairfax, VA	L 2-3

Georgetown (15-7-3)

H: 10-3-0, A: 4-4-1, N: 1-0-2

Date	Site	Score
9/11/82	Rochester, NY (ot)	T 0-0
10/23/91	Washington, DC	W 4-1
10/8/95	Notre Dame, IN	W 3-2
10/23/96	Washington, DC (ot)	W 2-1
11/10/96	Notre Dame, IN*	W 2-1
10/17/97	Notre Dame, IN (ot)	L 1-2
10/3/98	Washington, DC	L 1-2
10/29/99	Notre Dame, IN	L 1-3

10/17/00	Washington, DC	L	0-2
10/5/01	Notre Dame, IN	W	3-1
11/10/01	Notre Dame, IN*	W	1-0
10/26/02	Washington, DC	L	2-3
11/9/02	Notre Dame, IN* (ot)	L	1-2
9/28/03	Notre Dame, IN	W	2-1
9/18/04	Notre Dame, IN	W	4-1
10/15/05	Washington, DC	L	0-1
10/7/06	Notre Dame, IN	W	4-1
11/3/07	Washington, DC (ot)	T	0-0
10/29/08	Notre Dame, IN	W	2-1
10/21/09	Washington, DC (ot)	W	2-1
10/31/10	Notre Dame, IN	W	3-0
10/15/11	Washington, DC	W	3-0
10/6/12	Notre Dame, IN	W	3-0
11/11/12	Chester, PA** (Zot)	W	3-2
8/31/14	Bloomington, IN (2ot)	T	0-0

* - BIG EAST Championship Quarterfinal

** - BIG EAST Championship Final

Goshen (1-2-0)

H: 1-1-0, A: 0-1-0, N: 0-0-0

Date	Site	Score
10/4/77	Notre Dame, IN	W 3-1
10/3/78	Goshen, IN	L 1-2
10/2/79	Notre Dame, IN	L 0-2

Grace College (3-0-0)

H: 2-0-0, A: 1-0-0, N: 0-0-0

Date	Site	Score
9/10/80	Notre Dame, IN	W 4-0
9/9/81	Winona Lake, IN	W 7-0
11/1/83	Notre Dame, IN	W 2-1

Huntington (1-0-0)

H: 1-0-0, A: 0-0-0, N: 0-0-0

Date	Site	Score
10/21/77	Notre Dame, IN	W 3-0

Illinois (1-0-0)

H: 1-0-0, A: 0-0-0, N: 0-0-0

Date	Site	Score
9/21/84	Notre Dame, IN	W 3-1

Illinois-Chicago (3-0-0)

H: 3-0-0, A: 0-0-0, N: 0-0-0

Date	Site	Score
9/11/92	Notre Dame, IN	W 7-0
10/7/94	Notre Dame, IN	W 3-0
11/15/06	Notre Dame, IN*	W 1-0

* - NCAA Championship Second Round

Illinois State (1-0-1)

H: 1-0-0, A: 0-0-1, N: 0-0-0

Date	Site	Score
10/13/85	Normal, IL (ot)	T 2-2
9/23/87	Notre Dame, IN	W 1-0

Indiana (9-26-2)

H: 3-13-1, A: 6-13-1, N: 0-0-0

Date	Site	Score
10/22/78	Bloomington, IN	L 1-7
9/28/79	Notre Dame, IN	L 0-4
9/28/80	Bloomington, IN	L 4-0
10/25/81	Notre Dame, IN	L 0-2
9/24/82	Bloomington, IN	L 0-4
9/25/83	Notre Dame, IN	L 0-4
9/23/84	Bloomington, IN	L 1-5
9/22/85	Notre Dame, IN	L 0-2
9/12/86	Bloomington, IN	L 0-2
9/13/87	Notre Dame, IN (ot)	T 4-1
9/9/88	Bloomington, IN (ot)	W 1-3
9/29/89	Notre Dame, IN	L 1-3
9/27/91	Notre Dame, IN (ot)	L 1-4
9/25/92	Bloomington, IN	L 0-3
9/24/93	Notre Dame, IN	L 0-3
9/23/94	Bloomington, IN	L 0-2
11/20/94	Bloomington, IN* (ot)	L 0-1
9/22/95	Notre Dame, IN (ot)	L 2-4
9/27/96	Bloomington, IN	L 0-3
9/2/97	Notre Dame, IN	L 0-4
10/17/01	Bloomington, IN	W 1-0
11/27/02	Bloomington, IN**	L 0-1

ALL-TIME SERIES RECORDS



9/18/03	Notre Dame, IN (ot)	W	1-0
9/15/04	Bloomington, IN	L	0-2
10/26/05	Notre Dame, IN	L	0-3
11/22/05	Bloomington, IN**	W	2-0
9/3/06	Bloomington, IN (ot)	W	5-4
10/17/07	Notre Dame, IN	L	2-3
10/16/08	Bloomington, IN	L	1-3
10/14/09	Notre Dame, IN	L	0-3
10/6/10	Bloomington, IN	W	2-1
8/27/11	Notre Dame, IN (2ot)	T	0-0
9/26/12	Bloomington, IN	W	1-0
11/25/12	Notre Dame, IN*** (2ot)	L	1-2
10/2/13	Notre Dame, IN	W	2-0
10/22/14	Bloomington, IN	L	0-1
8/30/15	Bloomington, IN (2ot)	W	1-0

* - NCAA Championship First Round
 ** - NCAA Championship Second Round
 *** - NCAA Championship Round of 16

IPFW (4-1-0)

H: 3-0-0, A: 1-1-0, N: 0-0-0

Date	Site	Score
10/9/77	Fort Wayne, IN	W 3-1
9/15/78	Notre Dame, IN	W 4-1
9/8/82	Notre Dame, IN	W 3-0
9/6/83	Fort Wayne, IN	L 0-1
9/5/84	Notre Dame, IN	W 2-1

IUPUI (4-0-1)

H: 3-0-0, A: 1-0-1, N: 0-0-0

Date	Site	Score
11/5/77	Indianapolis, IN	W 5-1
10/6/98	Notre Dame, IN (ot)	W 1-0
10/5/99	Notre Dame, IN	W 1-0
10/31/00	Indianapolis, IN (ot)	T 0-0
10/30/01	Notre Dame, IN	W 4-0

Indiana Tech (3-0-0)

H: 1-0-0, A: 2-0-0, N: 0-0-0

Date	Site	Score
9/26/77	Fort Wayne, IN	W 3-1
9/25/78	Notre Dame, IN	W 7-0
9/25/79	Fort Wayne, IN (ot)	W 4-3

John Carroll (0-1-0)

H: 0-1-0, A: 0-0-0, N: 0-0-0

Date	Site	Score
10/28/84	Notre Dame, IN	L 2-3

Kalamazoo (1-1-0)

H: 1-0-0, A: 0-1-0, N: 0-0-0

Date	Site	Score
9/26/79	Notre Dame, IN	W 11-1
10/30/80	Kalamazoo, MI	L 0-1

Kentucky (4-1-0)

H: 2-1-0, A: 2-0-0, N: 0-0-0

Date	Site	Score
10/23/82	Lexington, KY	W 3-2
9/23/83	Notre Dame, IN	W 4-0
11/3/91	Notre Dame, IN	W 2-0
10/17/92	Lexington, KY	W 2-0
9/8/14	Notre Dame, IN	L 0-1

Lafayette (1-0-0)

H: 0-0-0, A: 1-0-0, N: 0-0-0

Date	Site	Score
9/4/88	Easton, PA	W 3-2

La Salle (3-0-0)

H: 2-0-0, A: 1-0-0, N: 0-0-0

Date	Site	Score
9/20/92	Notre Dame, IN	W 2-0
10/31/93	Philadelphia, PA	W 4-0
9/25/94	Notre Dame, IN	W 4-0

Louisville (11-4-1)

H: 8-0-0, A: 3-3-0, N: 0-1-1

Date	Site	Score
11/7/81	Louisville, KY	W 4-1
10/10/82	Notre Dame, IN	W 4-0
9/11/83	Louisville, KY	W 3-0
9/9/84	Notre Dame, IN	W 3-1
9/23/05	Notre Dame, IN	W 2-1
9/15/06	Louisville, KY	W 2-0

9/30/07	Notre Dame, IN	W	2-1
9/28/08	Louisville, KY (ot)	L	1-2
11/8/08	Notre Dame, IN*	W	1-0
9/25/09	Notre Dame, IN	W	4-0
9/13/09	Morgantown, WV (2ot)**	T	0-0
(Notre Dame advanced on penalty kicks, 4-3)			
10/16/10	Louisville, KY	L	0-2
11/12/10	Harrison, NJ**	L	0-1
9/24/11	Notre Dame, IN	W	1-0
9/22/12	Louisville, KY	L	1-2
10/10/14	Notre Dame, IN (ot)	W	3-2

* - BIG EAST Championship Quarterfinal
 ** - BIG EAST Championship Semifinal

Loyola (Ill.) (14-3-2)

H: 8-1-0, A: 5-2-2, N: 1-0-0

Date	Site	Score
9/12/79	Notre Dame, IN	W 6-0
9/30/80	Chicago, IL	W 6-1
9/11/81	Notre Dame, IN	W 7-0
9/28/82	Chicago, IL	W 3-1
9/16/83	Notre Dame, IN	W 3-0
9/26/84	Chicago, IL (ot)	T 0-0
11/1/85	Notre Dame, IN	W 7-0
9/1/87	Chicago, IL (ot)	W 2-1
9/1/88	Notre Dame, IN (ot)	W 4-1
9/20/89	Chicago, IL	W 4-0
10/20/89	Notre Dame, IN	W 3-0
9/12/90	Chicago, IL (ot)	T 2-2
9/10/91	Notre Dame, IN (ot)	L 0-1
10/14/92	Chicago, IL	L 2-3
11/6/92	Indianapolis, IN*	W 2-1
10/13/93	Chicago, IL	W 7-0
10/5/94	Chicago, IL	L 0-2
11/3/02	Notre Dame, IN	W 1-0
10/3/04	Notre Dame, IN	W 4-0

* - MCC Tournament Quarterfinal

Loyola (Md.) (0-0-1)

H: 0-0-1, A: 0-0-0, N: 0-0-0

Date	Site	Score
9/23/79	Notre Dame, IN (ot)	T 2-2

Loyola Marymount (1-0-0)

H: 1-0-0, A: 0-0-0, N: 0-0-0

Date	Site	Score
9/28/95	Notre Dame, IN	W 5-0

Maine (1-0-0)

H: 0-0-0, A: 0-0-0, N: 1-0-0

Date	Site	Score
9/3/88	Easton, PA	W 3-1

Manchester (2-0-0)

H: 1-0-0, A: 1-0-0, N: 0-0-0

Date	Site	Score
10/11/77	Notre Dame, IN	W 3-0
10/10/78	N. Manchester, IN	W 6-0

Marquette (16-6-2)

H: 10-1-1, A: 5-5-1, N: 1-0-0

Date	Site	Score
10/5/79	Notre Dame, IN	W 1-0
10/5/80	Milwaukee, WI	L 2-4
10/9/81	Notre Dame, IN (ot)	W 1-0
10/17/82	Milwaukee, WI (ot)	W 2-1
10/14/83	Notre Dame, IN (ot)	W 4-2
10/14/84	Milwaukee, WI	L 1-4
10/9/85	Notre Dame, IN	L 3-5
10/5/86	Milwaukee, WI	L 1-2
11/6/87	Notre Dame, IN	W 3-1
9/17/88	Milwaukee, WI	W 1-0
9/24/89	Notre Dame, IN (ot)	T 2-2
9/24/90	Milwaukee, WI	L 0-4
10/5/05	Milwaukee, WI	W 1-0
9/27/06	Notre Dame, IN	W 4-0
9/15/07	Milwaukee, WI	W 1-0
9/11/08	Notre Dame, IN	W 4-1
10/7/09	Milwaukee, WI	W 2-0
10/13/10	Notre Dame, IN	W 4-1
11/6/10	Notre Dame, IN*	W 2-1
10/12/11	Milwaukee, WI	L 0-1
10/24/12	Notre Dame, IN	W 3-1

10/27/12	Milwaukee, WI (2ot)	T	1-1
8/29/14	Bloomington, IN	W	2-1
9/29/15	Notre Dame, IN	W	4-2

* - BIG EAST Championship Quarterfinal

Maryland (2-3-2)

H: 0-1-1, A: 1-1-0, N: 1-1-1

Date	Site	Score
11/23/01	College Park, MD*	L 0-1
11/18/06	College Park, MD** (ot)	W 1-0
9/2/07	Bloomington, IN	L 1-3
10/8/13	Notre Dame, IN (2ot)	T 0-1
12/15/13	Chester, PA***	W 2-1
8/28/15	Bloomington, IN (2ot)	T 2-0
11/29/15	Notre Dame, IN**	L 1-2

* - NCAA Championship First Round
 ** - NCAA Championship Round of 16
 *** - NCAA Championship Final

Miami (OH) (2-1-1)

H: 1-1-0, A: 1-0-0, N: 0-0-1

Date	Site	Score
10/12/80	Notre Dame, IN	L 1-2
10/6/85	Dayton, OH (ot)	T 2-2
9/27/86	Oxford, OH	W 4-0
11/2/92	Notre Dame, IN	W 2-1

Michigan (10-2-3)

H: 8-0-2, A: 2-1-1, N: 0-1-0

Date	Site	Score
9/30/77	Notre Dame, IN	W 4-2
9/22/78	Notre Dame, IN	W 2-1
9/14/86	Notre Dame, IN	T 3-2
11/30/03	Notre Dame, IN*	T 1-1
10/13/04	Notre Dame, IN	W 3-0
10/4/06	Ann Arbor, MI	W 2-0
10/3/07	Notre Dame, IN	W 3-0
10/1/08	Ypsilanti, MI	L 1-3
9/1/09	Notre Dame, IN	W 5-0
9/17/10	Ann Arbor, MI (ot)	T 0-0
9/16/11	Notre Dame, IN (ot)	W 2-1
9/16/12	Ann Arbor, MI (2ot)	W 1-0
9/17/13	Notre Dame, IN	W 3-0
10/7/14	Ann Arbor, MI	L 2-3
10/7/15	Notre Dame, IN (2ot)	T 1-1

* - NCAA Championship Round of 16

Michigan State (16-5-6)

H: 11-1-2, A: 5-4-4, N: 0-0-0

Date	Site	Score
10/7/78	East Lansing, MI (ot)	T 2-2
10/19/79	Notre Dame, IN	W 2-0
10/2/81	Notre Dame, IN	W 4-1
9/14/84	East Lansing, MI (ot)	T 2-2
9/20/85	Notre Dame, IN (ot)	T 1-1
9/19/86	East Lansing, MI	L 0-1
9/18/87	Notre Dame, IN	W 3-1
9/16/88	East Lansing, MI	W 5-0
9/22/89	Notre Dame, IN	W 4-1
9/21/90	East Lansing, MI	L 0-1
9/20/91	Notre Dame, IN	W 1-0
9/18/92	East Lansing, MI (ot)	T 2-2
9/17/93	Notre Dame, IN	W 2-0
11/2/03	East Lansing, MI	W 1-0
10/11/05	East Lansing, MI (2ot)	T 0-0
10/11/06	Notre Dame, IN	W 3-0
10/10/07	East Lansing, MI	L 0-1
10/8/08	Notre Dame, IN	W 3-0
10/28/09	East Lansing, MI	L 1-2
9/19/10	Notre Dame, IN	L 0-2
9/18/11	East Lansing, MI	W 1-0
9/14/12	Notre Dame, IN	W 2-0
11/18/12	Notre Dame, IN*	W 3-0
11/5/13	East Lansing, MI	W 2-0
12/7/13	Notre Dame, IN**	W 2-1
10/29/14	Notre Dame, IN (2ot)	T 1-1
9/22/15	East Lansing, MI	W 4-0

* - NCAA Championship Second Round
 ** - NCAA Championship Quarterfinal



ALL-TIME SERIES RECORDS

Minnesota (10-0-0)

H: 0-0-0, A: 1-0-0, N: 0-0-0

Date	Site	Score
9/7/86	Minneapolis, MN	W 4-1

Missouri State (1-0-0)

H: 0-0-0, A: 0-0-0, N: 1-0-0

Date	Site	Score
8/31/02	Omaha, NE	W 3-2

Monmouth (2-1-0)

H: 0-0-0, A: 2-1-0, N: 0-0-0

Date	Site	Score
10/24/79	W. Long Branch, NJ	W 4-0
10/21/80	W. Long Branch, NJ	L 0-2
9/17/95	W. Long Branch, NJ	W 4-2

Morton (1-0-0)

H: 1-0-0, A: 0-0-0, N: 0-0-0

Date	Site	Score
10/18/78	Notre Dame, IN	W 5-3

Navy (1-0-0)

H: 0-0-0, A: 1-0-0, N: 0-0-0

Date	Site	Score
11/1/86	Annapolis, MD	W 2-1

New Mexico (1-1-0)

H: 0-1-0, A: 0-0-0, N: 1-0-0

Date	Site	Score
9/13/09	Notre Dame, IN (ot)	L 1-2
12/13/13	Chester, PA*	W 2-0

* - NCAA Championship Semifinal

North Carolina (1-1-1)

H: 1-0-1, A: 0-1-0, N: 0-0-0

Date	Site	Score
9/8/13	Notre Dame, IN (2ot)	T 1-1
9/26/14	Notre Dame, IN	W 2-0
9/18/15	Chapel Hill, NC	L 2-4

UNC Charlotte (1-2-0)

H: 0-0-0, A: 1-1-0, N: 0-1-0

Date	Site	Score
10/25/85	Charlotte, NC	W 1-0
10/26/90	Miami, FL	L 0-3
12/1/96	Charlotte, NC*	L 0-1

* - NCAA Championship Round of 16

UNC Greensboro (2-0-0)

H: 0-0-0, A: 2-0-0, N: 0-0-0

Date	Site	Score
10/28/82	Greensboro, NC (ot)	W 3-1
11/24/96	Greensboro, NC*	W 1-0

* - NCAA Championship First Round

North Carolina State (1-1-1)

H: 0-0-0, A: 1-0-1, N: 0-1-0

Date	Site	Score
9/9/90	Durham, NC	L 1-2
10/19/13	Raleigh, NC	W 2-1
10/4/15	Raleigh, NC (2ot)	T 1-1

Northern Illinois (0-1-2)

H: 0-0-2, A: 0-1-0, N: 0-0-0

Date	Site	Score
9/15/94	DeKalb, IL	L 0-2
9/20/06	Notre Dame, IN (ot)	T 0-0
9/9/07	Notre Dame, IN (ot)	T 1-1

Northwestern (13-4-5)

H: 9-1-2, A: 4-3-1, N: 0-0-2

Date	Site	Score
10/26/78	Evanston, IL (ot)	W 3-2
11/2/79	Notre Dame, IN	W 4-0
10/23/81	Notre Dame, IN	W 6-0
9/16/84	Evanston, IL	W 3-0
9/29/85	Evanston, IL	L 0-1
9/17/86	Notre Dame, IN	W 4-1
9/20/87	Notre Dame, IN	W 5-0
9/7/94	Notre Dame, IN	W 5-1
11/1/95	Evanston, IL	W 2-1
9/3/96	Notre Dame, IN	W 4-0
9/16/97	Evanston, IL (ot)	T 2-2
9/8/98	Notre Dame, IN	W 1-0
9/11/99	Evanston, IL	W 1-0

10/3/00	Notre Dame, IN	W	2-1
11/25/08	Notre Dame, IN*	L	1-2
11/22/09	Evanston, IL*	L	1-3
9/29/10	Bridgeview, IL (2ot)	T	1-1
10/5/11	Notre Dame, IN (2ot)	T	1-1
10/9/12	Evanston, IL	L	1-2
10/15/13	Notre Dame, IN (2ot)	T	1-1
10/14/14	Notre Dame, IN	W	1-0
10/20/15	Bridgeview, IL (2ot)	T	1-1

* - NCAA Championship Second Round

Oakland (2-0-0)

H: 2-0-0, A: 0-0-0, N: 0-0-0

Date	Site	Score
9/30/79	Notre Dame, IN	W 2-0
11/28/07	Notre Dame, IN*	W 2-1

* - NCAA Championship Second Round

Ohio (1-0-0)

H: 0-0-0, A: 0-0-0, N: 1-0-0

Date	Site	Score
10/12/79	Milwaukee, WI	W 2-0

Ohio State (8-1-1)

H: 6-1-0, A: 2-0-1, N: 0-0-0

Date	Site	Score
11/4/79	Columbus, OH	W 2-0
9/19/80	Notre Dame, IN	W 3-0
9/20/81	Columbus, OH (ot)	T 2-2
9/17/82	Notre Dame, IN	W 3-1
11/8/87	Notre Dame, IN	W 2-1
10/5/90	Notre Dame, IN	W 2-0
10/10/93	Columbus, OH	W 1-0
9/9/94	Notre Dame, IN	W 5-0
11/23/04	Notre Dame, IN*	L 1-2
11/23/14	Notre Dame, IN*	W 2-1

* - NCAA Championship Second Round

Old Dominion (0-1-0)

H: 0-0-0, A: 0-1-0, N: 0-0-0

Date	Site	Score
10/26/93	Norfolk, VA	L 1-4

Oregon State (2-0-0)

H: 1-0-0, A: 0-0-0, N: 1-0-0

Date	Site	Score
9/3/04	Bloomington, IN	W 2-1
9/7/12	Notre Dame, IN	W 1-0

Penn State (1-4-0)

H: 0-1-0, A: 0-3-0, N: 1-0-0

Date	Site	Score
10/19/80	University Park, PA	L 2-4
10/24/86	University Park, PA	L 0-3
10/29/88	Miami, FL	W 3-1
10/2/93	Notre Dame, IN	L 0-1
9/13/94	Fleetwood, PA	L 0-1

Pittsburgh (14-3-3)

H: 8-2-1, A: 6-1-2, N: 0-0-0

Date	Site	Score
10/22/95	Pittsburgh, PA	L 0-3
10/13/96	Notre Dame, IN	W 3-0
8/29/97	Pittsburgh, PA (ot)	T 0-0
9/13/98	Notre Dame, IN (ot)	T 2-2
9/11/99	Pittsburgh, PA (ot)	T 1-1
9/29/00	Notre Dame, IN	L 2-3
10/4/02	Notre Dame, IN (ot)	L 0-1
10/5/03	Pittsburgh, PA	W 2-0
10/7/04	Notre Dame, IN	W 3-0
10/22/05	Pittsburgh, PA	W 2-1
9/23/06	Notre Dame, IN	W 3-1
10/24/07	Pittsburgh, PA	W 3-0
10/11/08	Notre Dame, IN	W 4-1
10/24/09	Pittsburgh, PA	W 1-0
10/27/10	Notre Dame, IN	W 3-2
10/22/11	Pittsburgh, PA	W 3-1
10/3/12	Notre Dame, IN	W 7-1
11/8/13	Notre Dame, IN	W 2-0
11/1/14	Pittsburgh, PA	W 4-1
10/31/15	Notre Dame, IN	W 5-0

Portland (0-1-0)

H: 0-0-0, A: 0-1-0, N: 0-0-0

Date	Site	Score
10/22/87	Portland, OR	L 1-3

Providence (15-2-1)

H: 8-0-0, A: 6-2-1, N: 1-0-0

Date	Site	Score
10/14/95	Notre Dame, IN	W 1-0
8/31/96	Providence, RI	W 1-0
9/7/97	Notre Dame, IN	W 3-0
10/21/98	Providence, RI	L 1-2
10/9/99	Notre Dame, IN	W 4-0
10/8/00	Providence, RI	L 1-3
10/24/01	Providence, RI	W 2-0
9/22/02	Notre Dame, IN	W 5-1
10/22/03	Providence, RI	W 2-0
11/14/03	Stors, CT*	W 1-0
10/19/05	Providence, RI (ot)	W 2-1
10/14/06	Notre Dame, IN	W 3-0
10/28/07	Providence, RI (ot)	T 2-2
10/19/08	Notre Dame, IN	W 3-1
10/10/09	Providence, RI (2ot)	W 1-0
10/3/10	Notre Dame, IN	W 2-1
10/26/11	Providence, RI	W 2-1
10/20/12	Notre Dame, IN	W 3-0

* - BIG EAST Championship Semifinal

Purdue (5-1-0)

H: 4-0-0, A: 1-1-0, N: 0-0-0

Date	Site	Score
9/24/77	West Lafayette, IN	W 2-1
9/29/78	Notre Dame, IN	W 3-0
9/22/79	West Lafayette, IN	L 2-3
10/10/80	Notre Dame, IN	W 5-1
9/7/84	Notre Dame, IN	W 2-1
9/6/86	Notre Dame, IN	W 6-0

Rhode Island (1-0-0)

H: 1-0-0, A: 0-0-0, N: 0-0-0

Date	Site	Score
9/7/07	Notre Dame, IN	W 3-0

Rutgers (5-10-1)

H: 1-3-0, A: 3-7-1, N: 1-0-0

Date	Site	Score
10/22/88	Piscataway, NJ	L 0-2
9/4/93	Bloomington, IN	W 4-1
9/15/95	Piscataway, NJ	L 2-5
10/18/96	Piscataway, NJ	L 0-1
11/17/96	Piscataway, NJ*	W 1-0
9/7/97	Notre Dame, IN	W 1-0
9/18/98	Piscataway, NJ (ot)	L 0-1
10/17/99	Notre Dame, IN	L 0-1
11/6/99	Piscataway, NJ*	L 0-2
10/22/00	Piscataway, NJ	L 1-3
9/22/01	Notre Dame, IN	L 0-3
9/29/02	Piscataway, NJ (ot)	T 1-1
10/11/03	Notre Dame, IN	L 2-5
10/23/04	Piscataway, NJ	W 1-0
10/28/06	Piscataway, NJ** (2ot)	L 1-2
9/21/07	Piscataway, NJ	W 2-0

* - BIG EAST Championship Final

** - BIG EAST Championship Quarterfinal

St. Francis (IN) (2-1-0)

H: 1-1-0, A: 1-0-0, N: 0-0-0

Date	Site	Score
9/19/77	Notre Dame, IN	L 0-2
9/9/83	Notre Dame, IN	W 9-0
10/2/84	Fort Wayne, IN	W 5-2

St. John's (MN) (1-0-0)

H: 0-0-0, A: 0-0-0, N: 1-0-0

Date	Site	Score
10/8/83	Milwaukee, WI	W 2-0

St. John's (NY) (4-12-5)

H: 3-1-3, A: 0-8-1, N: 1-3-1

Date	Site	Score
10/17/95	Jamaica, NY	L 0-6
9/7/96	Notre Dame, IN (ot)	T 2-2
10/21/97	Jamaica, NY	L 0-1

ALL-TIME SERIES RECORDS



11/15/97	Stors, CT*	L	1-4
9/26/98	Notre Dame, IN (ot)	T	1-1
11/7/98	Jamaica, NY**	L	0-2
10/23/99	Jamaica, NY	L	1-4
10/14/00	Notre Dame, IN	W	1-0
11/16/01	Stors, CT*	L	0-1
9/26/02	Jamaica, NY	L	0-1
9/4/03	Notre Dame, IN	L	0-3
11/16/03	Stors, CT***	W	2-0
10/16/04	Jamaica, NY (2ot)	T	1-1
9/16/05	Jamaica, NY	L	1-2
11/5/05	Jamaica, NY**	L	0-1
11/11/07	Notre Dame, IN**	W	1-0
9/19/08	Notre Dame, IN	T	0-0
9/6/09	Bloomington, IN	L	0-2
9/15/09	Morgantown, WV (2ot)***	T	0-0

(Notre Dame eliminated on penalty kicks, 5-3)
 9/25/10 Notre Dame, IN W 1-0
 10/1/11 Jamaica, NY (2ot) L 1-2

* - BIG EAST Championship Semifinal
 ** - BIG EAST Championship Quarterfinal
 *** - BIG EAST Championship Final

St. Joseph's (IN) (13-0-0)

H: 8-0-0, A: 5-0-0, N: 0-0-0

Date	Site	Score
9/20/77	Notre Dame, IN	W 4-1
10/18/77	Rensselaer, IN	W 5-1
9/18/78	Notre Dame, IN	W 12-0
10/24/78	Rensselaer, IN	W 5-0
9/18/79	Notre Dame, IN	W 9-0
10/17/79	Rensselaer, IN	W 11-0
9/26/80	Notre Dame, IN	W 4-0
10/14/80	Notre Dame, IN	W 4-0
9/15/81	Notre Dame, IN	W 10-0
10/14/81	Rensselaer, IN	W 6-0
9/21/82	Notre Dame, IN	W 6-0
9/20/83	Rensselaer, IN	W 7-0
9/30/84	Notre Dame, IN	W 7-1

St. Peter's (0-1-0)

H: 0-0-0, A: 0-1-0, N: 0-0-0

Date	Site	Score
10/25/79	Jersey City, NJ	L 0-1

Saint Louis (3-8-1)

H: 2-1-0, A: 1-5-0, N: 0-2-1

Date	Site	Score
9/14/80	St. Louis, MO	L 1-6
9/13/81	Notre Dame, IN (ot)	W 4-3
10/7/84	St. Louis, MO	L 1-3
11/6/88	St. Louis, MO*	W 2-0
9/2/89	Bloomington, IN	L 0-2
11/3/89	St. Louis, MO**	L 1-2
9/14/90	Notre Dame, IN	L 2-3
11/1/90	St. Louis, MO***	L 0-1
9/13/91	St. Louis, MO	L 0-2
9/11/05	Notre Dame, IN (2ot)	W 1-0
9/1/06	Bloomington, IN (2ot)	T 0-0
9/4/11	Bloomington, IN (2ot)	L 1-2

* - MCC Tournament Final
 ** - MCC Tournament Semifinal
 *** - MCC Tournament Quarterfinal

Saint Mary's (1-1-0)

H: 0-0-0, A: 1-1-0, N: 0-0-0

Date	Site	Score
10/11/98	Moraga, CA	W 2-1
9/26/99	Moraga, CA	L 0-2

San Diego (1-1-0)

H: 0-0-0, A: 0-0-0, N: 1-1-0

Date	Site	Score
9/24/99	Moraga, CA	L 0-3
8/31/12	Bloomington, IN	W 3-2

San Diego State (0-1-0)

H: 0-0-0, A: 0-0-0, N: 0-1-0

Date	Site	Score
11/1/87	Los Angeles, CA	L 0-1

Santa Clara (1-2-0)

H: 0-0-0, A: 1-2-0, N: 0-0-0

Date	Site	Score
10/8/89	Santa Clara, CA	L 0-4
10/9/98	Santa Clara, CA	L 1-3
12/1/07	Santa Clara, CA*	W 2-0

* - NCAA Championship Round of 16

Seattle (1-0-0)

H: 1-0-0, A: 0-0-0, N: 0-0-0

Date	Site	Score
9/11/09	Notre Dame, IN	W 3-0

Seton Hall (14-4-3)

H: 7-1-1, A: 7-3-2, N: 0-0-0

Date	Site	Score
10/23/79	South Orange, NJ	W 4-0
10/24/80	South Orange, NJ	W 2-0
9/17/95	South Orange, NJ	L 1-4
9/22/96	Notre Dame, IN	W 1-0
10/24/97	South Orange, NJ	L 1-2
11/9/97	South Orange, NJ*	W 2-0
10/18/98	Notre Dame, IN	W 2-0
11/3/99	South Orange, NJ	T 1-1
9/22/00	Notre Dame, IN	L 0-1
9/29/01	Notre Dame, IN (ot)	L 0-1
9/7/02	Notre Dame, IN	W 4-0
10/20/04	South Orange, NJ	W 1-0
11/6/04	Notre Dame, IN (2ot)*	T 0-0

(Notre Dame eliminated 8-7 on penalty kicks)

10/29/05	Notre Dame, IN	W 4-0
9/30/06	South Orange, NJ	W 2-0
10/21/07	Notre Dame, IN	W 2-0
10/22/08	South Orange, NJ (2ot)	T 1-1
10/2/09	Notre Dame, IN	W 2-1
10/19/10	South Orange, NJ	W 3-1
11/1/11	Notre Dame, IN	W 4-0
10/13/12	South Orange, NJ	W 6-1

* - BIG EAST Championship Quarterfinal

Siena Heights (2-0-0)

H: 1-0-0, A: 1-0-0, N: 0-0-0

Date	Site	Score
10/14/79	Adrian, MI	W 4-2
9/23/80	Notre Dame, IN	W 4-1

South Bend Soccer Club (1-0-0)

H: 1-0-0, A: 0-0-0, N: 0-0-0

Date	Site	Score
9/21/77	Notre Dame, IN	W 4-1

South Carolina (1-1-0)

H: 1-0-0, A: 0-1-0, N: 0-0-0

Date	Site	Score
10/26/91	Columbia, SC	L 0-2
10/1/93	Notre Dame, IN	W 2-0

USC Upstate (1-0-0)

H: 0-0-0, A: 1-0-0, N: 0-0-0

Date	Site	Score
10/10/87	Spartanburg, SC (ot)	W 2-1

South Dakota (1-0-0)

H: 1-0-0, A: 0-0-0, N: 0-0-0

Date	Site	Score
10/18/81	Notre Dame, IN	W 6-0

South Florida (2-4-1)

H: 2-1-1, A: 0-3-0, N: 0-0-0

Date	Site	Score
10/22/85	Tampa, FL	L 0-3
9/8/06	Notre Dame, IN	L 0-2
9/7/08	Notre Dame, IN	W 5-0
11/14/08	Tampa, FL*	L 1-2
9/20/09	Tampa, FL	L 1-2
11/8/09	Notre Dame, IN** (2ot)	T 2-2

(Notre Dame advanced on penalty kicks, 5-4)
 9/6/15 Notre Dame, IN W 2-0
 * - BIG EAST Championship Semifinal
 ** - BIG EAST Championship Quarterfinal

SMU (2-2-1)

H: 0-0-1, A: 0-2-0, N: 2-0-0

Date	Site	Score
11/13/88	Dallas, TX*	L 0-2

10/14/94	Notre Dame, IN (ot)	T	0-0
10/3/97	Dallas, TX	L	0-1
9/2/05	Bloomington, IN	W	4-1
9/1/13	Bloomington, IN	W	2-1

* - NCAA Championship First Round

Stockton State (0-1-0)

H: 0-0-0, A: 0-1-0, N: 0-0-0

Date	Site	Score
10/27/83	Galloway, NJ	L 0-1

Syracuse (12-3-2)

H: 5-1-1, A: 7-0-1, N: 0-1-0

Date	Site	Score
9/10/82	Rochester, NY	L 1-3
9/10/85	Notre Dame, IN	W 3-0
10/5/96	Syracuse, NY	W 1-0
10/11/97	Notre Dame, IN	L 0-1
9/5/98	Syracuse, NY	W 3-1
10/2/99	Notre Dame, IN	W 2-0
9/16/00	Syracuse, NY	W 3-0
11/3/01	Notre Dame, IN	W 2-1
10/2/03	Syracuse, NY	T 0-0
10/10/04	Notre Dame, IN	W 1-0
9/18/05	Syracuse, NY	W 1-0
11/2/05	Notre Dame, IN (ot)*	T 0-0

(Notre Dame advanced on penalty kicks, 4-2)

9/21/08	Notre Dame, IN	W 3-0
11/3/12	Syracuse, NY**	W 4-2
9/13/13	Syracuse, NY	W 3-0
9/13/14	Syracuse, NY	W 1-0
11/15/15	Notre Dame, IN***	L 0-1

* - BIG EAST Championship First Round
 ** - BIG EAST Championship Quarterfinal
 *** - ACC Championship Final

Tennessee (1-0-0)

H: 1-0-0, A: 0-0-0, N: 0-0-0

Date	Site	Score
11/11/78	Notre Dame, IN	W 2-0

TCU (1-0-0)

H: 0-0-0, A: 1-0-0, N: 0-0-0

Date	Site	Score
10/5/97	Fort Worth, TX (ot)	W 4-3

Toledo (2-0-0)

H: 1-0-0, A: 1-0-0, N: 0-0-0

Date	Site	Score
11/6/82	Toledo, OH	W 7-3
9/30/83	Notre Dame, IN	W 7-0

Trine (2-0-0)

H: 2-0-0, A: 0-0-0, N: 0-0-0

Date	Site	Score
9/12/78	Notre Dame, IN	W 3-0
9/21/86	Notre Dame, IN	W 10-0

Triton (1-0-0)

H: 0-0-0, A: 1-0-0, N: 0-0-0

Date	Site	Score
10/7/79	River Grove, IL	W 1-0

Tulsa (0-0-1)

H: 0-0-1, A: 0-0-0, N: 0-0-0

Date	Site	Score
11/22/15	Notre Dame, IN* (2ot)	T 1-1

(Notre Dame advanced on penalty kicks, 3-0)

* - NCAA Championship Second Round

UCLA (1-4-1)

H: 0-0-0, A: 0-2-0, N: 1-2-1

Date	Site	Score
10/31/87	Los Angeles, CA	L 2-3
9/5/92	Bloomington, IN	L 0-1
10/28/94	Los Angeles, CA	L 2-1
8/31/07	Bloomington, IN (ot)	W 4-4
9/3/10	Bloomington, IN	L 0-1
8/30/13	Bloomington, IN (2ot)	T 0-0

UNLV (0-1-1)

H: 0-0-0, A: 0-0-1, N: 0-1-0

Date	Site	Score
9/5/93	Bloomington, IN	L 0-1
9/3/00	Las Vegas, NV (ot)	T 0-0



Upsala (1-0-0)

H: 0-0-0, A: 1-0-0, N: 0-0-0

Date	Site	Score
10/23/80	East Orange, NJ	W 1-0

Valparaiso (26-0-1)

H: 15-0-0, A: 11-0-1, N: 0-0-0

Date	Site	Score
11/2/77	Notre Dame, IN	W 4-1
11/9/77	Valparaiso, IN	W 5-1
9/20/78	Notre Dame, IN	W 13-1
11/1/78	Valparaiso, IN	W 6-1
10/9/79	Notre Dame, IN	W 11-0
11/6/79	Valparaiso, IN	W 5-0
9/16/80	Notre Dame, IN	W 5-0
11/4/80	Valparaiso, IN	W 4-2
9/16/81	Notre Dame, IN	W 8-1
10/28/81	Valparaiso, IN	W 10-0
9/15/82	Notre Dame, IN	W 5-0
10/20/82	Valparaiso, IN	W 10-0
9/13/83	Notre Dame, IN	W 7-0
11/3/83	Valparaiso, IN	W 3-0
11/1/84	Valparaiso, IN (ot)	W 6-4
10/30/85	Notre Dame, IN	W 6-3
10/29/86	Valparaiso, IN	W 4-1
11/4/87	Notre Dame, IN	W 2-1
10/16/89	Notre Dame, IN	W 9-2
9/17/90	Notre Dame, IN	W 6-0
10/9/91	Valparaiso, IN	W 1-0
9/15/92	Notre Dame, IN	W 5-1
9/8/95	Notre Dame, IN	W 7-0
9/10/96	Notre Dame, IN	W 2-0
10/9/97	Valparaiso, IN	W 5-0
9/1/98	Notre Dame, IN	W 6-1
10/12/99	Valparaiso, IN	T 2-2

Vanderbilt (1-1-0)

H: 0-0-0, A: 0-1-0, N: 1-0-0

Date	Site	Score
10/12/85	Normal, IL	W 2-1
10/20/92	Nashville, TN	L 1-3

VCU (1-0-0)

H: 1-0-0, A: 0-0-0, N: 1-0-0

Date	Site	Score
9/30/14	Notre Dame, IN (2ot)	W 1-0

Villanova (10-3-0)

H: 5-1-0, A: 5-2-0, N: 0-0-0

Date	Site	Score
10/27/79	Villanova, PA	L 0-1
11/3/95	Notre Dame, IN	W 4-1
10/29/96	Villanova, PA	L 1-2
9/26/97	Notre Dame, IN	W 1-0
9/20/98	Villanova, PA (ot)	W 2-1
10/15/99	Notre Dame, IN	W 5-0
10/20/00	Villanova, PA	W 2-1
9/1/01	Notre Dame, IN	W 5-0
10/23/02	Villanova, PA	W 5-0
10/31/03	Notre Dame, IN	W 2-0
9/26/04	Villanova, PA	W 1-0
9/23/07	Villanova, PA	W 1-0
11/3/11	Notre Dame, IN*	L 0-1

* - BIG EAST Championship First Round

Virginia (3-5-2)

H: 3-2-0, A: 0-2-1, N: 0-1-1

Date	Site	Score
9/1/85	Charlottesville, VA	L 0-3
9/3/89	Bloomington, IN	L 0-3
11/24/06	Charlottesville, VA*	L 2-3
10/26/13	Notre Dame, IN	L 0-2
11/15/13	Germentown, MD** (2ot)	T 3-3

(Notre Dame eliminated on penalty kicks, 4-3)

9/21/14	Charlottesville, VA (2ot)	T 1-1
11/9/14	Notre Dame, IN****	W 3-0
11/30/14	Notre Dame, IN****	L 0-1
9/25/15	Notre Dame, IN*	W 3-1
11/8/15	Notre Dame, IN*	W 1-0

* - NCAA Championship Quarterfinal

** - ACC Championship Semifinal

*** - ACC Championship Quarterfinal

**** - NCAA Championship Round of 16

Virginia Tech (5-0-1)

H: 2-0-0, A: 3-0-1, N: 0-0-0

Date	Site	Score
10/14/01	Blacksburg, VA	W 2-0
11/1/02	Notre Dame, IN	W 2-1
10/25/03	Blacksburg, VA (ot)	W 2-1
10/11/13	Blacksburg, VA	W 1-0
10/25/14	Notre Dame, IN	W 3-1
10/16/15	Blacksburg, VA (2ot)	T 0-0

Wake Forest (3-5-1)

H: 1-0-0, A: 2-3-0, N: 0-2-1

Date	Site	Score
10/30/82	Winston-Salem, NC	L 1-2
9/28/94	Davidson, NC	L 0-1
9/4/05	Bloomington, IN (ot)	L 0-1
12/8/07	Winston-Salem, NC (ot)*	L 0-1
9/4/09	Bloomington, IN (2ot)	T 1-1
11/2/13	Winston-Salem, NC	W 3-1
12/1/13	Notre Dame, IN**	W 4-2
10/23/15	Winston-Salem, NC	L 1-2
11/11/15	Winston-Salem, NC***	W 1-0

* - NCAA Championship Quarterfinal

** - NCAA Championship Round of 16

*** - ACC Championship Semifinal

West Virginia (8-7-1)

H: 5-2-1, A: 3-5-0, N: 0-0-0

Date	Site	Score
10/20/95	Morgantown, WV	L 1-2
9/13/96	Notre Dame, IN	W 1-0
9/20/97	Morgantown, WV	W 3-0
10/30/98	Notre Dame, IN	W 2-0
10/20/99	Morgantown, WV	L 0-1
10/27/00	Notre Dame, IN	W 2-0
10/11/01	Morgantown, WV	W 3-0
9/21/03	Notre Dame, IN	W 1-0
9/23/04	Morgantown, WV	L 0-1
10/1/05	Notre Dame, IN (2ot)	T 3-3
10/18/06	Morgantown, WV	L 1-2
10/6/07	Notre Dame, IN	W 1-0
11/1/08	Morgantown, WV	W 1-0
10/17/09	Notre Dame, IN	L 0-1
10/9/10	Morgantown, WV	L 1-2
10/29/11	Notre Dame, IN	L 0-2

Western Illinois (3-0-0)

H: 2-0-0, A: 1-0-0, N: 0-0-0

Date	Site	Score
10/21/93	Macomb, IL	W 2-0
10/11/96	Notre Dame, IN	W 6-0
11/18/05	Notre Dame, IN*	W 2-0

* - NCAA Championship First Round

Western Michigan (8-3-2)

H: 6-1-1, A: 2-2-1, N: 0-0-0

Date	Site	Score
11/4/78	Kalamazoo, MI	L 0-1
10/17/80	Notre Dame, IN	W 2-0
10/17/81	Kalamazoo, MI	L 0-2
10/8/82	Notre Dame, IN (ot)	T 1-1
11/5/86	Notre Dame, IN	W 2-0
9/9/87	Kalamazoo, MI	W 2-0
9/23/88	Notre Dame, IN	W 3-0
10/30/91	Notre Dame, IN	W 1-0
10/26/95	Notre Dame, IN	W 4-0
10/1/96	Kalamazoo, MI	W 3-2
10/14/97	Notre Dame, IN	W 7-1
9/29/98	Kalamazoo, MI (ot)	T 1-1
9/7/99	Notre Dame, IN (ot)	L 0-1

Wheaton (1-0-1)

H: 1-0-0, A: 0-0-1, N: 0-0-0

Date	Site	Score
9/23/81	Wheaton, IL (ot)	T 2-2
9/20/82	Notre Dame, IN	W 3-0

Wilkes College (1-0-0)

H: 0-0-0, A: 1-0-0, N: 0-0-0

Date	Site	Score
10/23/83	Wilkes-Barre, PA	W 1-0

Winthrop (1-0-0)

H: 0-0-0, A: 0-0-0, N: 1-0-0

Date	Site	Score
10/11/87	Spartanburg, SC	W 4-1

Wisconsin-Green Bay (3-1-0)

H: 2-1-0, A: 1-0-0, N: 0-0-0

Date	Site	Score
9/28/85	Green Bay, WI (ot)	W 3-2
11/2/88	Notre Dame, IN	W 2-1
10/9/94	Notre Dame, IN	L 1-2
11/19/09	Notre Dame, IN*	W 2-1

* - NCAA Championship First Round

Wisconsin (2-8-3)

H: 2-4-1, A: 0-4-2, N: 0-0-0

Date	Site	Score
10/11/81	Notre Dame, IN (ot)	T 2-2
10/24/84	Madison, WI	L 0-3
9/13/85	Notre Dame, IN	L 1-2
10/3/86	Madison, WI	L 1-2
10/2/87	Notre Dame, IN	W 4-2
10/2/88	Madison, WI (ot)	T 0-0
10/1/89	Notre Dame, IN	L 1-3
9/28/90	Madison, WI (ot)	T 0-0
11/4/93	Madison, WI*	L 1-3
10/21/94	Notre Dame, IN	L 0-2
11/5/95	Madison, WI	L 0-3
10/31/96	Notre Dame, IN	L 0-1
11/24/13	Notre Dame, IN**	W 4-0

* - NCAA Championship First Round

** - NCAA Championship Second Round

Wisconsin-Milwaukee (3-4-0)

H: 2-2-0, A: 1-2-0, N: 0-0-0

Date	Site	Score
10/13/79	Milwaukee, WI	L 1-5
10/9/83	Milwaukee, WI (ot)	L 1-2
9/7/85	Notre Dame, IN (ot)	L 2-3
8/31/86	Milwaukee, WI	W 1-0
10/2/94	Notre Dame, IN	L 0-1
11/5/94	Notre Dame, IN* (2ot)	W 3-2
11/26/03	Notre Dame, IN**	W 4-1

* - MCC Tournament

** - NCAA Championship Second Round

Wisconsin-Platteville (1-0-0)

H: 0-0-0, A: 1-0-0, N: 0-0-0

Date	Site	Score
10/26/84	Platteville, WI	W 4-3

Wright State (4-0-1)

H: 1-0-0, A: 3-0-1, N: 0-0-0

Date	Site	Score
11/2/80	Dayton, OH	W 2-1
11/1/81	Notre Dame, IN (ot)	W 1-0
10/5/85	Dayton, OH	W 4-2
9/28/86	Dayton, OH	W 3-2
9/27/87	Dayton, OH (ot)	T 1-1

Xavier (11-3-0)

H: 6-2-0, A: 3-1-0, N: 2-0-0

Date	Site	Score
10/8/77	Cincinnati, OH	W 2-0
10/13/78	Notre Dame, IN	W 7-1
9/16/79	Cincinnati, OH	L 0-2
9/21/80	Notre Dame, IN	W 2-1
9/11/88	Notre Dame, IN	W 4-2
11/2/89	St. Louis, MO*	W 3-2
10/19/90	Notre Dame, IN	W 2-0
10/4/91	Cincinnati, OH	W 8-1
11/8/91	Indianapolis, IN*	W 2-0
10/2/92	Notre Dame, IN	L 0-1
10/8/93	Cincinnati, OH	W 1-0
9/18/94	Notre Dame, IN	W 8-0
11/3/94	Notre Dame, IN*	W 6-2
9/15/15	Notre Dame, IN	L 0-1

* - MCC Tournament

Major League Soccer Draft Selections

Overall selection in parentheses

1997 Supplemental Draft

Dan Stebbins (Forward)
Dallas – First Round (4)

1999 Supplemental Draft

Ryan Turner (Forward)
Kansas City – Second Round (14)

2004 SuperDraft

Kevin Richards (Defender)
Colorado Rapids – Fourth Round (35)

Justin Detter (Midfielder/Forward)
Kansas City Wizards – Fifth Round (47)

2005 SuperDraft

Jack Stewart (Defender)
Chicago Fire – First Round (10)

Kevin Goldthwaite (Midfielder/Defender)
San Jose Earthquakes – Second Round (17)

Chris Sawyer (Goalkeeper)
Kansas City Wizards – Second Round (24)

2007 SuperDraft

Greg Dalby (Midfielder/Defender)
Colorado Rapids – Second Round (17)

Nate Norman (Midfielder)
Chicago Fire – Second Round (21)

2008 SuperDraft

Ryan Miller (Midfielder/Defender)
Columbus Crew – Third Round (31)

Joseph Lapira (Forward)
Toronto FC – Third Round (35)

2009 SuperDraft

Matt Besler (Defender)
Kansas City Wizards – First Round (8)

Jack Traynor (Defender)
New York Red Bulls – Second Round (29)

2010 SuperDraft

Bright Dike (Forward)
Columbus Crew – First Round (12)

Michael Thomas (Midfielder)
San Jose Earthquakes – Second Round (19)

Justin Morrow (Midfielder)
San Jose Earthquakes – Second Round (28)

2011 SuperDraft

Jeb Brovsky (Forward/Midfielder)
Vancouver Whitecaps FC – Second Round (19)

Bilal Duckett (Defender)
Vancouver Whitecaps FC – Second Round (37)

Steven Perry (Forward)
New England Revolution – Third Round (39)

2011 Supplemental Draft

Philip Tuttle (Goalkeeper)
San Jose Earthquakes – Second Round (33)

2012 SuperDraft

Aaron Maund (Defender)
Toronto FC – First Round (12)

Brendan King (Midfielder)
Portland Timbers – Second Round (27)

2012 Supplemental Draft

Greg Klazura (Defender)
Vancouver Whitecaps – Second Round (21)

2013 SuperDraft

Ryan Finley (Forward)
Columbus Crew – First Round (9)

Dillon Powers (Midfielder)
Colorado Rapids – First Round (11)

2013 Supplemental Draft

Adam Mena (Midfielder)
Vancouver Whitecaps – First Round (10)

Michael Rose (Midfielder)
Vancouver Whitecaps – First Round (11)

2014 SuperDraft

Grant Van De Castele (Defender)
Colorado Rapids – First Round (19)

Harrison Shipp (Forward) - Signed with
Chicago Fire as a "Homegrown Player"

2015 SuperDraft

Nick Besler (Defender)
Portland Timbers – First Round (5)

2016 SuperDraft

Max Lachowecki (Defender)
Real Salt Lake – Second Round (25)

Patrick Hodan (Midfielder)
San Jose Earthquakes – Second Round (28)

Vince Ciciarelli (Forward)
Columbus Crew – Third Round (60)

MLS Awards/Honors

MLS Cup Champion

Kevin Goldthwaite
Houston Dynamo – 2006

Matt Besler
Sporting KC – 2013

Nick Besler
Portland Timbers – 2015

MLS All-Star

Matt Besler
Sporting KC - 2011, 2013, 2014, 2015, 2016

Justin Morrow
San Jose Earthquakes - 2012

MLS Best XI

Matt Besler
Sporting KC - 2012, 2013

MLS Defender of the Year

Matt Besler
Sporting KC - 2012

MLS Rookie of the Year

Dillon Powers
Colorado Rapids - 2013

Irish Currently in the Pros

(as of June 2016)

Seasons played at Notre Dame in parentheses

Major League Soccer (MLS)

Matt Besler – D (2005-08)
Sporting KC

Nick Besler – M (2011-14)
Portland Timbers

Jeb Brovsky – D (2007-10)
Minnesota United FC (NASL)*

Max Lachowecki – D (2012-15)
Real Salt Lake
(on loan to Real Monarchs of USL)

Aaron Maund – D (2008-11)
Real Salt Lake

Luke Mishu – D (2011-14)
D.C. United

Justin Morrow – D (2006-09)
Toronto FC

Dillon Powers – M (2009-12)
Colorado Rapids

Harrison Shipp – F (2010-13)
Montreal Impact

United Soccer League (USL)

Vince Ciciarelli – F (2011-14)
Saint Louis FC

Bilal Duckett – D (2007-10)
Charlotte Independence

Michael Thomas – M (2006-09)
Oklahoma City Energy FC

Superttan (Swedish Premier League)

Ryan Finley – F (2011-12)
Ängelholms FF

Russian Premier League

Bright Dike – F (2005-09)
FC Amkar Perm

* – Minnesota United FC is set to join the MLS as an expansion team by the 2018 season

UNITED STATES

Matt Armstrong
• U-17 National Team

Matt Besler ('09)

• Senior National Team
• 2014 World Cup Final Roster
• U-20 National Team

Filippo Chillemi ('04)

• U-17 National Team

Greg Dalby ('07)

• U-20 National Team

Justin Detter ('04)

• U-17 National Team

Ryan Finley ('13)

• U-20 National Team
• U-17 National Team

Brendan King ('12)

• U-20 National Team
• U-17 National Team

Greg Martin ('04)

• U-17 National Team

Aaron Maund ('12)

• U-20 National Team

Ryan Miller ('08)

• Senior National Team

Justin Morrow ('10)

• Senior National Team

Dillon Powers ('13)

• U-20 National Team

Chad Riley ('04)

• U-18 National Team

Jack Stewart ('05)

• U-20 National Team



Matt Besler ('09) started all four matches for the United States Senior National Team at the 2014 FIFA World Cup in Brazil. He helped the U.S. advance to the knockout stage.

BERMUDA

Kevin Richards ('04)
• Senior National Team

CANADA

Tony Capasso ('97)
• Senior National Team
• U-23 National Team
• U-20 National Team

GERMANY

Erich Braun ('03)
• U-15 National Team
• U-16 National Team
• U-17 National Team

IRELAND

Joseph Lapira ('08)
• Senior National Team

NIGERIA

Bright Dike ('09)
• Senior National Team
• 2014 World Cup Qualifier Roster

RUSSIA

Konstantin Koloskov ('97)
• U-18 National Team

EVENTS

World Cup Final

2014 Matt Besler* United States

World Cup Qualifier

2014 Matt Besler* United States
2014 Justin Morrow United States
2014 Bright Dike Nigeria

CONCACAF Gold Cup

2015 Matt Besler* United States
4th Place
2013 Matt Besler* United States
Champion

Senior National Team Friendlies

Joseph Lapira* Ireland
Ryan Miller United States
Matt Besler* United States
Justin Morrow* United States
Bright Dike* Nigeria

* - played

Under-20 World Cup

2005 Greg Dalby United States
Team Captain
2009 Aaron Maund United States
2009 Dillon Powers United States

Milk Cup

2010 Dillon Powers United States
Tournament Champion
Tournament MVP

NOTRE DAME VS. MEXICO

Notre Dame has played host to a Mexican national team nine times since 2005. The Fighting Irish are 7-3-1 in those contests, which have taken place during the spring exhibition season.

2005

Notre Dame 1, Mexico 0 (U-17)

2006

Notre Dame 5, Mexico 0 (U-17)

2007

Notre Dame 1, Mexico 0 (U-20)

2008

Notre Dame 0, Mexico 0 (U-20)

2010

Notre Dame 2, Mexico 1 (U-20)

2011

Mexico 2 (U-17), Notre Dame 1

2012

Mexico 1 (U-20), Notre Dame 0

2013

Notre Dame 3, Mexico 2 (U-20)

2014

Notre Dame 3, Mexico 2 (U-20)

2015

Notre Dame 2, Mexico 1 (U-17)

2016

Mexico 2, Notre Dame 1 (U-20)



Michael Thomas battles Javier (Chicharito) Hernandez during Notre Dame's 1-0 win over the Mexico U-20 squad in 2007. Hernandez currently is a top player on Mexico's Senior National Team and plays professionally for Manchester United in the English Premier League.