



Weight Lifting==Haltérophilie

Federation Internationale	W.W. R. Holland	J. Przedelski (POLAND)
Halterophile et Culturiste	(Britain)	P. Guenov (BULGARIA)
President C.H. Johnson (U.S.A.)	Jury of Appeal	Side J. M. Betrian (NETHANTL)
General Oscar State (Britain)	C.H. Johnson (U.S.A.)	Referees K. Artemyev (U.S.S.R.)
Secretary	B. Nyberg (FINLAND)	Iguchi, Yukio (JAPAN)
Japan Weight-Lifting Association	D. Abraham (INDIA)	K. Ganguly (INDIA)
President Nishikawa, Shoichi	A.M. Geissa (U.A.R.)	K. N. Kolev (BULGARIA)
Vice-Kyogoku, Takatoshi	K. Nazarov (U.S.S.R.)	A. Naderi (IRAN)
President Yukio Iguchi	Reserves L. De Loen (PANAMA)	R. Geeraerts (MOROCCO)
Headquarters of the Competition	A.M. Bakhtiar (IRAN)	J. Witucki (POLAND)
Akamine, Shigeru	Chief J. Terpak (U.S.A.)	D. A. Matlin (U.S.A.)
Nonaka, Yoshiharu	Referees J. Dame (FRANCE)	E. Hassanein (U.A.R.)
Iida, Katsuyasu	E. S. Dorotheo (PHILPIN)	G. A. De Jongh
Iida, Sadataro	W.W. R. Holland	(NETHANTL)
Technical Delegate	(BRITAIN)	J. Szpringer (ISRAEL)
Oscar State (Britain)	B. Poula (CZECHSLV)	

Time Table—Shibuya Public Hall

Oct.	Categories	Section A (a. m.)		Section B (p. m.)	
		Weighing in	START	Weighing in	START
11th (Sun.)	Bantam Weight	9.00	10.00	15.00	16.00
2th (Mon.)	Feather Weight	9.00	10.00	15.00	16.00
13th (Tues.)	Light Weight	9.00	10.00	15.00	16.00
14th (Wed.)	Middle Weight	9.00	10.00	15.00	16.00
16th (Fri.)	Light Heavy Weight	9.00	10.00	15.00	16.00
17th (Sat.)	Middle Heavy Weight	9.00	10.00	15.00	16.00
18th (Sun.)	Heavy Weight	9.00	10.00	15.00	16.00

☆=WNR ○=ONR X=DISQ

Bantam Weight==Poids coq (56 kg)

18 countries 24 competitors (disqualified 2)

World Records

Press	117.5	F. Baez	P. RICO	1964
Snatch	108.0	S. Ichinoseki	JAPAN	1963
Jerk	139.5	C. Ching-Kai	CHINA	1957
Total	352.5	Y. Miyake	JAPAN	1962

Olympic Records

Press	105.0	J. De Pietro	U.S.A.	1948
Snatch	107.5	C. Vinci	U.S.A.	1960
Jerk	135.0	Yu In Ho	KOREA	1956
Total	345.0	C. Vinci	U.S.A.	1960

Previous Olympic Winners

1948	J. De Pietro	U.S.A.	1956	C. Vinci	U.S.A.
1952	I. Oudodov	U.S.S.R.	1960	C. Vinci	U.S.A.

Place	Name	Country	Weight	Press	Snatch	Jerk	Total
1	Vakhonin, Alexey	U.S.S.R.	55.75	○110.0	105.0	○142.5	☆○357.5
2	Foldi, Imre	HUNGARY	55.30	○115.0	102.5	○137.5	☆○355.0
3	Ichinoseki, Shiro	JAPAN	55.70	100.0	○110.0	○137.5	○347.5
4	Trebicki, Henryk	POLAND	55.75	105.0	102.5	135.0	342.5
5	Yang, Mu Shin	KOREA	55.50	97.5	107.5	135.0	340.0
6	Furuyama, Yukio	JAPAN	55.85	105.0	100.0	130.0	335.0




Bantam-weight Division winner A. Vakhonin (URS) and the medalists

A. Vakhonin (URS), vainqueur de la catégorie Poids coq et les médaillés

① A. Vakhonin(URS)

② I. Foldi (HUN)

③ S. Ichinoseki (JPN)



7	Yu, In-Ho	KOREA	55.90	97.5	100.0	○137.5	33.50
8	Dias, Martin	B. GUIANA	55.95	100.0	102.5	132.5	335.0
9	Nagy, Robert	HUNGARY	55.40	100.0	105.0	125.0	330.0
10	Eslami, Rajabi	IRAN	55.80	100.0	100.0	130.0	330.0
11	Hereit, Mohamed	U.A.R.	55.80	102.5	97.5	127.5	327.5
12	Grandi, Renzo	ITALY	55.90	105.0	92.5	130.0	327.5
13	Baez, Fernando Luis	P. RICO	55.70	○107.5	87.5	127.5	322.5
14	Ghosh, M. L.	INDIA	55.65	87.5	95.0	130.0	312.5
15	Nasiri-Seresht, Mohammad	IRAN	54.10	105.0	85.0	120.0	310.0
16	Chit Mya	BURMA	55.55	90.0	95.0	125.0	310.0
17	Chua, Phung Kim	MALAYSIA	55.45	90.0	95.0	122.5	307.5
18	Sukchinda, Chaiya	THAILAND	53.30	87.5	95.0	120.0	302.5
19	Curriel, Hector Publio	N. ANTIL	55.35	85.0	90.0	125.0	300.0
20	Azam, Muhammad	PAKISTAN	55.05	87.5	87.5	120.0	295.0
21	Hay, Gerald	AUSTRALA	55.10	80.0	95.0	115.0	290.0
22	Coffa, Salvatore	AUSTRALA	55.90	82.5	82.5	110.0	275.0
	Chongrak, Sermbhan	THAILAND	55.55	95.0	90.0	X120.0	—
	Chung, Nan Fei	TAIWAN	55.75	95.0	X92.5	—	—

Feather Weight—Poid plume (60 kg)

20 countries 22 competitors (disqualified)

World Records

Press	126.0	H. Fukuda	JAPAN	1964
Snatch	123.0	Y. Miyake	JAPAN	1964
Jerk	150.5	Y. Miyake	JAPAN	1963
Total	387.5	Y. Miyake	JAPAN	1964

Olympic Records

Press	120.0	E. Minaev	U.S.S.R.	1960
Snatch	110.0	S. Mannironi	ITALY	1960
Jerk	142.5	E. Minaev	U.S.S.R.	1960
Total	372.5	E. Minaev	U.S.S.R.	1960

Previous Olympic Winners

1920	F. De Haes	BELGIUM	1948	M. Fayad	EGYPT
1924	P. Habetti	ITALY	1952	R. Tchimishkian	U.S.S.R.
1928	F. Andrysek	AUSTRIA	1956	I. Berger	U.S.A.
1932	R. Suvinny	FRANCE	1960	E. Minaev	U.S.S.R.
1936	A. Terlazzo	U.S.A.			

Place	Name	Country	Weight	Press	Snatch	Jerk	Total
1	Miyake, Yoshinobu	JAPAN	59.35	○122.5	○122.5	○152.5	☆○397.5
2	Berger, Isaac	U.S.A.	59.55	○122.5	107.5	☆○152.5	○382.5
3	Nowak, Mieczyslaw	POLAND	59.85	112.5	○115.0	○150.0	○377.5
4	Fukuda, Hiroshi	JAPAN	59.55	120.0	○115.0	140.0	○375.0
5	Mannironi, Sebastiano	ITALY	59.70	112.5	○112.5	○145.0	370.0
6	Kim, Hae Nam	KOREA	59.80	115.0	○112.5	140.0	367.5
7	Kozlowski, Rudolf	POLAND	59.55	110.0	107.5	140.0	357.5
8	Abbas, Hosni	U.A.R.	59.65	105.0	100.0	137.5	342.5
9	Lee, Ildefonso	PANAMA	59.15	105.0	102.5	132.5	340.0
10	Chung, Kum Weng	MALAYSIA	59.80	110.0	92.5	132.5	335.0
11	Eberle, Martin	GERMANY	59.95	107.5	97.5	130.0	335.0
12	Serrano, Pedro	P. RICO	59.95	100.0	105.0	127.5	332.5
13	Das, L. K.	INDIA	60.00	100.0	100.0	132.5	332.5
14	Mansour, Zuhair	IRAQ	59.40	107.5	97.5	125.0	330.0
15	Newton, George	BRITAIN	59.75	100.0	102.5	122.5	325.0
16	Chang, Ming Chung	TAIWAN	59.25	97.5	95.0	130.0	322.5
17	Alanis, Mauro	MEXICO	59.45	95.0	90.0	130.0	315.0
18	Salter, Allen	CANADA	58.95	95.0	92.5	125.0	312.5
19	Marguccio, Antonio	AUSTRALA	59.90	87.5	95.0	125.0	307.5
20	Edberg, Enar	SWEDEN	59.50	95.0	90.0	120.0	305.0
	Tiamsert, Snan	THAILAND	59.25	95.0	80.0	X120.0	—
	Fitzi, Balas	RUMANIA	59.70	115.0	X100.0	—	—

Light Weight==poids léger (67.5 kg)

18 countries 20 competitors (disqualified 1)

World Records

Press	140.0	B. Petrov	BULGARIA	1964
Snatch	132.5	W. Baszancwski	POLAND	1964
Jerk	168.0	W. Baszanowski	POLAND	1964
Total	430.0	W. Baszanowski	POLAND	1964

Olympic Records

Press	125.0	R. Khabutoinov	U.S.S.R.	1956
Snatch	122.5	V. Bushuev	U.S.S.R.	1960
Jerk	155.0	Tan Howe Liang	SINGAPOR	1960
Total	397.5	V. Bushuev	U.S.S.R.	1960



Previous Olympic Winners

1920	A. Nyland	ESTONRIA	1936	R. Fein	AUSTRIA
1924	E. Decottignies	FRANCE	1948	I. Shams	EGYPT
1928	H. Haas	AUSTRIA	1952	T. Kono	U.S.A.
	K. Helbig	GERMANY	1956	I. Rybak	U.S.S.R.
1932	R. Duverger	FRANCE	1960	V. Bushuev	U.S.S.R.
1936	M. Mesbah	EGYPT			

Place	Name	Country	Weight	Press	Snatch	Jerk	Total
1	Baszanowski, Waldemar	POLAND	67.15	○132.5	○135.0	○165.0	☆○432.5
2	Kaplunov, Vladimir	U.S.S.R.	67.50	○140.0	○127.5	○165.0	☆○432.5
3	Zielinski, Marian	POLAND	66.65	○140.0	120.0	○160.0	○420.0
4	Gercy, Anthony Michael	U.S.A.	67.50	○127.5	○125.0	○160.0	○412.5
5	Otahal, Zdenek	CZECHSLV	66.85	○130.0	117.5	152.5	○400.0
6	Yamazaki, Hiroshi	JAPAN	67.40	120.0	120.0	○157.5	397.5
7	Jalayer, Parviz	IRAN	67.30	120.0	120.0	155.0	395.0
8	Kornprobst, Alfred	GERMANY	67.40	122.5	112.5	150.0	385.0
9	Saleh, Hessein	U.A.R.	66.80	125.0	115.0	142.5	382.5
10	Rashid, Mahmood	IRAQ	66.75	117.5	112.5	137.5	367.5
11	Gittens, Hugo	TRI-TBAG	67.25	117.5	105.0	145.0	367.5
12	Abbas, Aziz	IRAQ	66.70	115.0	107.5	142.5	365.0
13	Mya Thein	BURMA	66.75	110.0	105.0	145.0	360.0
14	Lab, Philippe	SWITZ	67.25	112.5	107.5	140.0	360.0
15	Petrov, Bogomil Tsvetanov	BULGARIA	66.95	125.0	107.5	125.0	357.5
16	Westlin, Sven Erik	SWEDEN	67.40	110.0	102.5	140.0	352.5

17	Monk, Rudy Ernst	N. ANTIL	67.10	120.0	100.0	130.0	350.0
18	Haroon, Niras	THAILAND	67.10	100.0	100.0	137.5	337.5
19	Boo, Kim Siang	MALAYSIA	66.80	97.5	102.5	135.0	335.0
	Yeh, Juei Feng	TAIWAN	65.50	X102.5	—	—	—

The first place Light-weight Division W. Baszanowski (POL) right, and left the medalists W. Baszanowski (POL), vainqueur de la catégorie Poids léger, à droite, et à gauche, les médaillés
 ① W. Baszanowski (POL) ② Kaplunov (URS)
 ③ M. Zielinski (POL)



Middle Weight—Poids Moyen (75kg)

17 countries 19 competitors (disqualified 2)

World Records

Press	147.0	A. Kurinov	U.S.S.R.	1964
Snatch	140.5	V. Belyaev	U.S.S.R.	1963
Jerk	175.5	V. Belyaev	U.S.S.R.	1964
Total	445.0	V. Kurentsov	U.S.S.R.	1964


Olympic Records

Press	140.0	T. Kono	U.S.A.	1960
Snatch	132.5	A. Kurinov	U.S.S.R.	1960
Jerk	170.0	A. Kurinov	U.S.S.R.	1960
Total	437.5	A. Kurinov	U.S.S.R.	1960

Previous Olympic Winners

1920	B. Gance	FRANCE	1948	F. Spellman	U.S.A.
1924	C. Galimberti	ITALY	1952	P. George	U.S.A.
1928	F. Roger	FRANCE	1956	F. Bogdanovski	U.S.S.R.
1932	R. Ismayr	GERMANY	1960	A. Kurinov	U.S.S.R.
1936	K. El Thouni	EGYPT			

Place	Name	Country	Weight	Press	Snatch	Jerk	Total
1	Zdrasila, Hans	CZECHSLV	74.85	130.0	○137.5	☆○177.5	○445.0
2	Kurentsov, Victor	U.S.S.R.	73.95	135.0	130.0	○175.0	○440.0
3	Ohuchi, Masashi	JAPAN	74.40	140.0	○135.0	162.5	437.5
4	Lee, Jong Sup	KOREA	74.80	130.0	127.5	○175.0	432.5
5	Miwa, Sadahiro	JAPAN	74.65	120.0	132.5	170.0	422.5



Middle-weight winner H. Zdrzila (CZS) during the Snatch

H. Zdrzila (CZC), vainqueur des Poids moyen pendant l'araché à deux bras

6	Huszka, Mihaly	HUNGARY	74.80	135.0	125.0	160.0	420.0
7	Maier, Rolf	FRANCE	74.75	130.0	122.5	165.0	417.5
8	Konarov, Veliko K.	BULGARIA	74.45	130.0	130.0	155.0	415.0
9	Pagan, V. A.	P. RICO	74.65	127.5	127.5	160.0	415.0
10	Mohammed, Nadum	IRAQ	74.00	127.5	125.0	155.0	407.5
11	Tan, Howe Liang	MALAYSIA	74.45	130.0	115.0	155.0	400.0
12	Chao, Cheng Hsueg	TAIWAN	73.90	120.0	120.0	157.5	397.5
13	Jean, Pierre St	CANADA	74.25	115.0	125.0	155.0	395.0
14	Pearman, Michael Mick	BRITAIN	74.90	120.0	117.5	150.0	387.5
15	Pe Aye,	BURMA	73.65	122.5	112.5	150.0	385.0
16	Haydar, Joseph	AUSTRALA	74.85	112.5	115.0	147.5	375.0
17	Tazi, Abderahim	MOROCCO	73.35	112.5	107.5	135.0	355.0
	Hur, Chang Bum	KOREA	74.80	130.0	125.0	X165.0	—
	Dittrich, Werner	GERMANY	74.40	135.0	X120.0	—	—

Middle-weight medalists—Les médaillés des Poids moyen

① H. Zdrzila (CZS) ② V. Kurentsov (URS) ③ M. Ohuchi (JPN)



Light Heavy Weight=Poids Mi-lourd (82.5 kg)

21 countries 24 competitors (disqualified 3)

World Records

Press	—	160.0	G. Veres	HUNGARY	1963
Snatch	—	147.5	L. Riecke	U.S.A.	1964
Jerk	—	187.0	G. Veres	HUNGARY	1963
Total	—	477.5	G. Veres	HUNGARY	1963

Olympic Records

Press	—	140.0	T. Kono	U.S.A.	1956
Snatch	—	132.5	T. Kono	U.S.A.	1956
Jerk	—	180.0	I. Palinski	POLAND	1960
Total	—	447.5	T. Kono	U.S.A.	1956

**Light Heavy-weight winners****Les vainqueurs des Poids mi-lourd**

- ① R. Plyukfeider (URS) ② G. Toth (HUN)
 ③ G. Veres (HUN)


Previous Olympic Winners

1920	E. Cadine	FRANCE	1948	S. Stanczyk	U.S.A.
1924	C. Rigoulot	FRANCE	1952	T. Lomakin	U.S.S.R.
1928	S. Nosseir	EGYPT	1956	T. Kono	U.S.A.
1932	L. Hostin	FRANCE	1960	I. Palinski	POLAND
1936	L. Hostin	FRANCE			

Place	Name	Country	Weight	Press	Snatch	Jerk	Total
1	Plyukfeider, Rudolf	U.S.S.R.	81.80	○150.0	○142.5	○182.5	○475.0
2	Toth, Geza	HUNGARY	81.80	○145.0	○137.5	○185.0	○467.5
3	Veres, Gyozo	HUNGARY	82.35	○155.0	○135.0	177.5	○467.5
4	Kaczkowski, Jerzy	POLAND	82.05	○145.0	○135.0	177.5	○457.5
5	Cleveland, Cary Gayln	U.S.A.	81.75	○152.5	○135.0	167.5	○455.0
6	Lee, Hyungwoo	KOREA	82.50	○145.0	132.5	175.0	○452.5
7	Kangasniemi, Kaarlo Olavi	FINLAND	82.30	○150.0	○135.0	165.0	○450.0
8	Arnold, Karl	GERMANY	80.55	140.0	132.5	167.5	440.0
9	Kailajarvi, Jaakko Rafael	FINLAND	82.25	125.0	○140.0	170.0	435.0
10	Blackman, Sylvanus T.	BRITAIN	82.35	130.0	127.5	170.0	427.5
11	Penchev, Stantcho Tomov	BULGARIA	80.50	135.0	130.0	160.0	425.0
12	Estaki, Reza	IRAN	82.30	120.0	132.5	167.5	420.0
13	El Hanafi, M. A.	U.A.R.	81.60	135.0	122.5	160.0	417.5
14	Rijna, Fortunato Theodoron	N. ANTIL	81.55	132.5	117.5	160.0	410.0
15	Manners, George Russell	BRITAIN	81.70	125.0	122.5	162.5	410.0
16	Battaglia, Rene	MONACO	79.30	127.5	115.0	165.0	407.5
17	Vakakis, George	AUSTRALA	80.05	127.5	125.0	152.5	405.0
18	Hastik, Gerhard	AUSTRIA	81.50	130.0	115.0	152.5	397.5
19	Rocamora, Artemio E.	PHILPINS	81.00	122.5	115.0	152.5	390.0

R. Plyukfeider during the Light Heavy-weight Press**R. Plynkfeider au cours des Poids mi-lourd développ **

20	Adnan, Mustapha	MOROCCO	81.45	125.0	115.0	150.0	390.0
21	Cheng, Cheng Chung	TAIWAN	81.15	115.0	120.0	150.0	385.0
	Paterni, Marcel	FRANCE	81.65	147.5	132.5	X167.5	—
	Eguiguren, Martin Jose	ARGENTIN	82.00	110.0	X110.0	—	—
	Lim, Miang Kok	MALAYSIA	81.00	X122.5	—	—	—



Middle Heavy-weight winner V. Golovanov (URS) during the Jerk, and below the winners V. Golovanov (VRS), vainqueur des Poids lourd-léger durant le com bat de jeté, et, an-dessous, les vainqueurs
 ① V. Golovanov (URS) ② L. Martin (GBI) ③ I. Palinski (POL)

Middle Heavy Weight==Poids Lour=léger (90 kg)
 18 countries 19 competitors (disqualified 2)

World Records

Press	—	165.5	N. Mironenko	U.S.S.R.	1964
Snatch	—	149.0	V. Berlisov	U.S.S.R.	1964
Jerk	—	190.0	I. Palinski	POLAND	1961
Total	—	480.0	L. Martin	BRITAIN	1962

Olympic Records

Press	—	157.5	T. Lomakin	U.S.S.R.	1960
Snatch	—	142.5	A. Vorobyev	U.S.S.R.	1960
Jerk	—	177.5	N. Shemansky	U.S.A.	1952
Total	—	472.5	A. Vorobyev	U.S.S.R.	1960

Previous Olympic Winners

1952	N. Schemansky	U.S.A.
1956	A. Vorobyev	U.S.S.R.
1960	A. Vorobyev	U.S.S.R.



Place	Name	Country	Weight	Press	Snatch	Jerk	Total
1	Golovanov, Vladimir	U.S.S.R.	89.80	○165.0	142.5	○180.0	☆○487.5
2	Martin, Louis George	BRITAIN	89.45	155.0	140.0	○180.0	○475.0
3	Palinski, Ireneusz	POLAND	89.65	150.0	135.0	○182.5	467.5
4	March, William Frederick	U.S.A.	89.80	155.0	135.0	177.5	467.5
5	Baroga, Lazar	RUMANIA	89.25	145.0	135.0	○180.0	460.0

6	Nemessanyi, Arpad	HUNGARY	89.90	140.0	142.5	177.5	460.0
7	Kailajarvi, Jouni Kalervo	FINLAND	88.30	145.0	127.5	○180.0	452.5
8	Tachev, Petar Vitanov	BULGARIA	89.40	145.0	130.0	170.0	445.0
9	Lewis, John	CANADA	89.65	135.0	137.5	167.5	440.0
10	Herbst, Kurt	AUSTRIA	88.90	135.0	132.5	170.0	437.5
11	Pekunlu, Sadik	TURKEY	89.75	140.0	125.0	170.0	435.0
12	Cheng, Sheng Teh	TAIWAN	86.90	125.0	135.0	170.0	430.0
13	Asp, Per Ingvar	SWEDEN	89.75	135.0	122.5	165.0	422.5
14	Fehr, Norbert	GERMANY	89.55	125.0	125.0	160.0	410.0
15	Torres, F.	P. RICO	89.75	132.5	120.0	155.0	407.5
16	Hall, Graeme Lansell	AUSTRALA	88.00	130.0	115.0	145.0	390.0
17	Mahmoud, Shakir	IRAQ	89.30	115.0	117.5	150.0	382.5
	Riecke, Louis George Jr.	U.S.A.	89.35	147.5	X140.0	—	—
	Leong, Chim Seong	MALAYSIA	88.75	X132.5	—	—	—

Heavy Weight=Poids Lourd (Over 90 kg)

19 Countries 21 Competitors (disqualified 1)

World Records

Press	196.0	Y. Vlasov	U.S.S.R.	1964
Snatch	170.5	Y. Vlasov	U.S.S.R.	1964
Jerk	215.5	Y. Vlasov	U.S.S.R.	1964
Total	580.0	Y. Vlasov	U.S.S.R.	1964


Olympic Records

Press	180.0	Y. Vlasov	U.S.S.R.	1960
Snatch	155.0	Y. Vlasov	U.S.S.R.	1960
Jerk	202.0	Y. Vlasov	U.S.S.R.	1960
Total	537.5	Y. Vlasov	U.S.S.R.	1960

Previous Olympic Winners

1920	F. Bottino	ITALY	1948	J. Davis	U.S.A.
1924	G. Tonani	ITALY	1952	J. Davis	U.S.A.
1928	J. Strassberger	GERMANY	1956	P. Anderson	U.S.A.
1932	J. Skobla	CZECHSLV	1960	Y. Vlasov	U.S.S.R.
1936	J. Manger	GERMANY			


Place	Name	Country	Weight	Press	Snatch	Jerk	Total
1	Zhabotinsky, Leonid	U.S.S.R.	154.45	○187.5	○167.5	☆○217.5	○572.5
2	Vlasov, Yury	U.S.S.R.	136.40	☆○197.5	○162.5	○210.0	○570.0
3	Schemansky, Norbert	U.S.A.	120.90	180.0	○165.0	192.5	537.5
4	Gubner, Gary Jay	U.S.A.	125.45	175.0	150.0	187.5	512.5
5	Ecsér, Karoly	HUNGARY	133.50	175.0	147.5	185.0	507.5
6	Ibrahim, Mohamed	U.A.R.	110.50	162.5	145.0	187.5	495.0
7	Veselinov, Ivan Todorov	BULGARIA	115.40	165.0	135.0	190.0	490.0
8	Hwang, Ho Dong	KOREA	113.00	162.5	135.0	185.0	482.5
9	Oliver, Donald Carthew	NZEALAND	134.10	157.5	132.5	190.0	480.0
10	Reding, Serge	BELGIUM	114.40	167.5	130.0	180.0	477.5
11	Rieger, Manfred	GERMANY	104.15	150.0	140.0	185.0	475.0
12	Borumand, Manuchehr	IRAN	112.60	155.0	140.0	170.0	465.0
13	Shannos, Arthur	AUSTRALA	120.70	150.0	130.0	185.0	465.0
14	Oun, Yao Ling	TAIWAN	105.80	147.5	145.0	167.5	460.0
15	Varona, Ernesto	CUBA	111.50	155.0	130.0	172.5	457.5
16	Juad, Abdulkhalic	IRAQ	122.90	147.5	125.0	172.5	445.0
17	Selvetti, Humberto	ARGENTIN	148.20	155.0	130.0	160.0	445.0
18	Querch, Udo	AUSTRIA	127.80	155.0	125.0	162.5	442.5
19	Abduljabbar, Hadi	IRAQ	120.10	152.5	127.5	160.0	440.0
20	Bailey, Brandon	TRI-TBAG	117.05	155.0	120.0	150.0	425.0
	Makinen, Eino Matias	FINLAND	118.35	137.5	X140.0	—	—



**In the Feather-weight
Division**

- ① Y. Miyake (JPN)
- ② I. Berger (USA)
- ③ M. Nowak (POL)





The gymnasium where the Weight-Lifting event took place


The Bantam-weight Division being won by A. Vakhonin


① A. Vakhonin (URS)

② I. Foldi (HUN)

③ S. Ichinoseki (JPN)







**The Heavy-weight Division being won by
L. Zhabotinsky**

- ① L. Zhabotinsky (URS)
- ② Y. Vlasov (URS)
- ③ N. Schemansky (USA)





Hockey

International Hockey Federation

President L. J. Quarles Van Ufford
(NETHLAND)
Vice Wolfgang Klee
President (AUSTRALA)
Ashwini Kumar (INDIA)
Pour Reinberg (GERMANY)
J. M. Sainz De Los
Terreros (SPAIN)
S. H. Saville (BRITAIN)
Secretary Rene G. Frank
General (BELGIUM)

Japan Hockey Association

President Inayama, Yoshihiro
Vice Horikoshi, Haruya
President Kitamura, Yoji
Kishi, Katsuo
Sumita, Ritsu
Bureau Member of I.H.F.
Hiro, Kentaro
Director Kubota, Sakae
General

Members of IHF for Tokyo Olympic

Technical Reue G. Frank
Delegate (BELGIUM)
A Demaurex (SWITZ)
Assistant to Technical Delegate
E. Glichich (FRANCE)
S. M. McIldowie
(S. AFRICA)

Appeal M. Raafat (U.A.R.)
Jury L. J. Quarles Van Ufford
(NETHLAND)
Pour Reinberg (GERMANY)
J. M. Sainz De Los
Terreros (SPAIN)
A. L. S. Dara (PAKISTAN)
S. M. Sait (INDIA)
C. M. Vliegthat
(NETHLAND)
W. D. Hooft Graafland
(NETHLAND)
A. Kumar (INDIA)
B. L. Gupta (INDIA)
W. A. Scott (NZEALAND)
G. Brinch Ciusti (ITALY)
I. M. Mahajan (INDIA)
J. Smeekens (BELGIUM)
Judge M. G. Cowlshaw (BRITAIN)
P. Negre (SPAIN)
G. J. Yeend (AUSTRALA)
K. Lall (HONGKONG)
F. H. Levy (AUSTRALA)
M. L. Festa (ITALY)
Usami, Toshio (JAPAN)
Ioki, Kazuo (JAPAN)
Sakamoto, Itaro (JAPAN)
Ito, Takeo (JAPAN)

Umpires B. L. Thomson (BRITAIN)
S. Mudaliar (INDIA)
R. Lelli (ITALY)
A. Abrar (PAKISTAN)
J. B. Hendley (BRITAIN)
J. Balmer (BRITAIN)
I. Hussain (PAKISTAN)
J. N. Pelkman (BRITAIN)
G. L. Chopra (KENYA)
W. Schinner (GERMANY)
V. T. Duray (MALAYSIA)
J. J. Jameson (INDIA)
K. Trapper (GERMANY)
G. K. Eaves (BRITAIN)
H. D. Kelly (NZEALAND)
J. A. Van Donelaar
(NETHLAND)
L. A. Elgershuizen
(NETHLAND)
A. F. Lathouwers
(NETHLAND)
S. M. Ayub (PAKISTAN)
Gurusewak Singh (INDIA)
J. McDowell (AUSTRALA)
M. C. McLaren (BRITAIN)
T. C. Bedelis (AUSTRALA)
Ichikawa, Hideo (JAPAN)
Matsunawa, Takashi
(JAPAN)

Programme for the Games of Hockey (Ground I)

Date	Time	Team Against	Pool
October	10:00—11:20	Spain—Netherlands	B
11 (Sun.)	11:40—13:00	Pakistan—Japan	A
12 (Mon.)	10:00—11:20	India—Germany	B
	11:40—13:00	Great Britain—New Zealand	A
13 (Tue.)	11:40—13:00	Kenya—New Zealand	A
14 (Wed.)	11:40—13:00	Belgium—Malaysia	B
15 (Thu.)	10:00—11:20	Spain—Canada	B
	11:40—13:00	Kenya—Australia	A
16 (Fri.)	11:40—13:00	Pakistan—Rhodesia	A
17 (Sat.)	11:40—13:00	Netherlands—Hong Kong	B
18 (Sun.)	11:40—13:00	India—Canada	B
19 (Mon.)	10:00—11:20	Germany—Hong Kong	B
	11:40—13:00	Great Britain—Japan	A
20 (Tue.)	(Reserve)		
21 (Wed.)	12:15—13:35	1st Pool A—2nd Pool B	
	13:55—15:15	1st Pool B—2nd Pool A	
22 (Thu.)	13:55—15:15	Match for 5th & 6th placing	
23 (Fri.)	12:15—13:35	Match for 3rd & 4th placing	
	13:55—15:15	Final	

Programme for the Games of Hockey (Ground II)

Date	Time	Team Against	Pool
October	10:00—11:20	New Zealand—Indonesia	A
11 (Sun.)	11:40—13:00	Malaysia—Hong Kong	B
	14:15—15:35	India—Belgium	B
12 (Mon.)	10:00—11:20	Pakistan—Kenya	A
	11:40—13:00	Australia—Rhodesia	A
13 (Thu.)	14:15—15:35	Netherlands—Canada	B
	10:00—11:20	Great Britain—Rhodesia	A
14 (Wed.)	10:00—11:20	Canada—Hong Kong	B
	11:40—13:00	India—Spain	B
15 (Thu.)	10:00—11:20	Netherlands—Belgium	B
	11:40—13:00	Japan—New Zealand	B
16 (Fri.)	13:15—15:35	Germany—Malaysia	B
	10:00—11:20	Australia—New Zealand	A
17 (Sat.)	10:00—11:20	Belgium—Canada	B
	11:40—13:00	Spain—Germany	B
18 (Sun.)	10:00—11:20	Great Britain—Kenya	A
	11:40—13:00	Spain—Hong Kong	B
19 (Mon.)	14:15—15:35	Japan—Rhodesia	A
	10:00—11:20	Malaysia—Canada	B
20 (Tue.)	11:40—13:00	Pakistan—Australia	A
	13:15—15:35	India—Netherlands	B
21 (Wed.)	(Reserve)		
		3rd Pool A—4th Pool B	
		3rd Pool B—4th Pool A	

Programme for the Games of Hockey (Ground III)

Date	Time	Team Against	Pool
October	10:00—11:20	Kenya—Rhodesia	A
11 (Sun.)	11:40—13:00	Germany—Canada	B
	14:15—15:35	Great Britain—Australia	A
	11:40—13:00	Belgium—Hong Kong	B
12 (Mon.)	14:15—13:35	Spain—Malaysia	B
	10:00—11:20	Australia—Japan	A
13 (Tue.)	10:00—11:20	Germany—Netherlands	B
14 (Wed.)	10:00—11:20	Pakistan—Great Britain	A
15 (Thu.)	14:15—15:35	India—Hong Kong	B
	10:00—11:20	Kenya—Japan	A
17 (Sat.)	10:00—11:20	India—Malaysia	B
18 (Sun.)	10:00—11:20	Netherlands—Malaysia	B
	11:40—13:00	Germany—Belgium	B
	14:15—15:35	Pakistan—New Zealand	A
19 (Mon.)	10:00—11:20	Spain—Belgium	B
	11:40—13:00	New Zealand—Rhodesia	A
20 (Tue.)	(Reserve)		

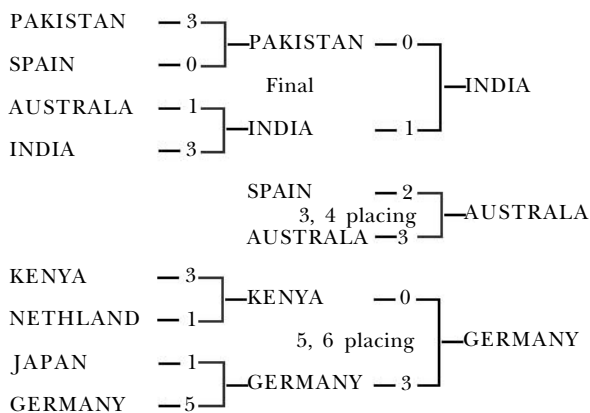
Notes : 15 Teams

Pool A	Pool B
1. Pakistan	2. India
4. Great Britain	3. Spain
5. Kenya	6. Germany
8. Australia	7. Netherlands
9. Japan	10. Belgium
12. New Zealand	11. Malaysia
13. Rhodesia	14. Canada
	15. Hong Kong

Previous Olympic Winners

1908	BRITAIN
1920	BRITAIN
1928	INDIA
1932	INDIA
1936	INDIA
1948	INDIA
1952	INDIA
1956	INDIA
1960	PAKISTAN

Final Tournament



First Round Summary Report Oct. 11~19

Pool A	Aus	Gbi	Jpn	Ken	Nzl	Pak	Rho	Games	Won	Tied	Lost	Disq	Goals	Opposite Goals	Match Points	Place
Australa	※	7-0	3-1	0-1	2-1	1-2	3-0	6	4	0	2	0	16	5	8	2
Britain	0-7	※	1-0	0-1	0-2	0-1	4-1	6	2	0	4	0	5	12	4	5
Japan	1-3	0-1	※	2-0	1-0	0-1	2-1	6	3	0	3	0	6	6	6	4
Kenya	1-0	1-0	0-2	※	3-2	2-5	0-0	6	3	1	2	0	7	9	7	3
Nzealand	1-2	2-0	0-1	2-3	※	0-2	1-2	6	1	0	5	0	6	10	2	7
Pakistan	2-1	1-0	1-0	5-2	2-0	※	6-0	6	6	0	0	0	17	3	12	1
Rhodesia	0-3	1-4	1-2	0-0	2-1	0-6	※	6	1	1	4	0	4	16	3	6

Pool B	Bel	Can	Ger	Hok	Ind	Mal	Nld	Spa	Games	Won	Tied	Lost	Disq	Goals	Opposite Goals	Match Points	Place
Belgium	※	5-1	0-0	2-0	0-2	3-3	0-4	0-3	7	2	2	3	0	10	13	6	6
Canada	1-5	※	1-5	2-1	0-3	1-3	0-5	0-3	7	1	0	6	0	5	25	2	7
Germany	0-0	5-1	※	1-1	1-1	0-0	1-0	1-1	7	2	5	0	0	9	4	9	3
Hongkong	0-2	1-2	1-1	※	0-6	1-4	0-7	0-4	7	0	1	6	0	3	26	1	8
India	2-0	3-0	1-1	6-0	※	3-1	2-1	1-1	7	5	2	0	0	18	4	12	1
Malaysia	3-3	3-1	0-0	4-1	1-3	※	0-2	0-3	7	2	2	3	0	11	13	6	5
Nethland	4-0	5-0	0-1	7-0	1-2	2-0	※	1-1	7	4	1	2	0	20	4	9	4
Spain	3-0	3-0	1-1	4-0	1-1	3-0	1-1	※	7	4	3	0	0	16	3	11	2

First Round League Pool B

Match No. 1

Umpire—Balmer, John BRITAIN

Time 10:00

Spain 1 (1—0) 1 Netherlands
(0—1)

—Eaves, Kendrick BRITAIN

Position	Name	Back No.	Goal	Position	Name	Back No.	Goal
1	G.K. Del Coso, Carlos	1	0	1	G.K. Boks, Joost	1	0
2	R.B. Colomer, Jose	2	0	2	R.B. Leemhuis, Jacob Pieter	10	0
3	L.B. Solaun, Julio	3	0	3	L.B. Van Gooswilligen, Jan C.	6	0
4	R.H. Dualde, Eduardo	10	0	4	R.H. Fokker, Johan Pieter	5	0
5	C.H. Dinares, Jose Antonio	5	0	5	C.H. Fiolet, Franciscus A.	4	0
6	L.H. Ventallo, Narciso	6	0	6	L.H. Terlingen, Theodorus B. M.	15	1
7	R.W. Macaya, Ignacio	7	0	7	R.W. Van Vroonhoven, Th J. M. V.	18	0
8	R.I. Usoz, Luis Maria	13	0	8	R.I. De Keyzer, Arie Leendert	8	0
9	C.F. Amat, Francisco	9	1	9	C.F. Zweerts, Guillaum F.	19	0
10	L.I. Amat, Jaime	8	0	10	L.I. Voigt, Jacob	17	0
11	L.W. Vidal, Jorge	11	0	11	L.W. Spits, Nicolaas Bernard	14	0

Scores

Period	Time	Goal Getter Name	1st Half	2nd Half	Total	1st Half	2nd Half	Total	Period	Time	Goal Getter Name
1st Half	32	Amat, Francisco	26	28	54	F.H.	24	32	2nd Half	25	Terlingen,
			1	0	1	L.C.	3	1			Theodorus B.M.
			3	0	3	P.C.	2	1			
			0	0	0	P.S.	0	0			
			1	0	1	Goal	0	1			

First Round League Pool A

Match No 2

Umpire—Mudaliar, Sundaram INDIA

Time 10:00

Kenya 0 (0—0) 0 Rhodesia
(0—0)

—Jameson, J.J. INDIA

Position	Name	Back No.	Goal	Position	Name	Back No.	Goal
1	G.K. George, Saude Andre	1	0	1	G.K. Brain, Dereck Hayden	1	0
2	R.B. Vaz, Anthony Querobino E.	2	0	2	R.B. Faulds, Beverly F.J.	2	0
3	L.B. Sohal, Avtar Singh	3	0	3	L.B. Van Blomestein, Kevin A.	3	0
4	R.H. Matharu, Santokh Singh	4	0	4	R.H. Mc Phun, John David	5	0
5	C.H. Panesar, Surjeet Singh	5	0	5	C.H. Turpin, William Homan	6	0
6	L.H. Fernandes, Silvester	6	0	6	L.H. Beets, Derrick John	7	0
7	R.W. Fernandes, Hilary John	7	0	7	R.W. Spence, Ronald John	14	0
8	R.I. Fernandes, Edgar Simon C.	8	0	8	R.I. Unger, Anthony Charles	11	0
9	C.F. Fernandes, Egbert Carmo	9	0	9	C.F. Koch, Lloyd Bowen	10	0
10	L.I. D Souza, Reynold Anthony	10	0	10	L.I. Tomlinson, Desmond Neame	13	0
11	L.W. Mendonca, Aloysius Edward	11	0	11	L.W. Mackay, Ian Reay	8	0

Goal Getter

Scores

Goal Getter

Period	Time	Goal Getter Name	1st Half	2nd Half	Total	1st Half	2nd Half	Total	Period	Time	Goal Getter Name
			28	30	58	F.H.	29	30			
			3	2	5	L.C.	0	2			
			3	0	3	P.C.	0	1			
			0	0	0	P.S.	0	0			
			0	0	0	Goal	0	0			

First Round League Pool A

Match No. 3

Time 11:40 **Pakistan** 1 (1—0) 0 **Japan** —Elgershuizen, L.A. NETHLAND
(0—0)

Umpire—Lathouwers, A. Francois NETHLAND

Position	Name	Back No.	Goal	Position	Name	Back No.	Goal
1	G.K. Hamid, Abdul	12	0	1	G.K. Miwa, Hiroshi	1	0
2	R.B. Ahmad, Munir	2	0	2	R.B. Yuzaki, Tsuneya	2	0
3	L.B. Atif, Manzoor Hussain	3	1	3	L.B. Takashima, Akio	3	0
4	R.H. Anwar, Saeed	4	0	4	R.H. Yuzaki, Katsuhiko	14	0
5	C.H. Ahmad, Anwar	5	0	5	C.H. Wakabayashi, Tetsuya	15	0
6	L.H. Hayat, Zafar	15	0	6	L.H. Yamaoka, Toshihiko	6	0
7	R.W. Mahmood, Khalid	7	0	7	R.W. Takizawa, Kenji	7	0
8	R.I. Din, Zaka	8	0	8	R.I. Kaoku, Shigeo	4	0
9	C.F. Afzal, Muhammad	17	0	9	C.F. Tanaka, Hiroshi	9	0
10	L.I. Asad, Muhammad	10	5	10	L.I. Okabe, Michio	10	0
11	L.W. Nawaz, Khizar	18	0	11	L.W. Kihara, Seiji	11	0

Scores

Goal Getter					Goal Getter						
Period	Time	Name	1st Half	2nd Half	Total	1st Half	2nd Half	Total	Period	Time	Name
1st Half	11	Atif, Manzoor Hussain	16	15	31	F.H.	34	15	49		
			0	5	5	L.C.	2	0	2		
			2	7	9	P.C.	0	1	1		
			0	0	0	P.S.	0	0	0		
			1	0	1	Goal	0	0	0		

First Round League Pool B

Match No. 4

Time 11:40 **Malaysia** 4 (3—0) 1 **Hong Kong** —Matsunawa, Takashi JAPAN
(1—1)

Umpire—Pelkman, Jan Nieulant BRITAIN

Position	Name	Back No.	Goal	Position	Name	Back No.	Goal
1	G.K. Ho, Koh Chye	1	0	1	G.K. Kadir, Slawee	1	0
2	R.B. Kandiah, Anandarajah	2	2	2	R.B. Grewal, Harnam Singh	2	0
3	L.B. Manickam, Shanmuganathan	3	0	3	L.B. Khan, Farid	3	0
4	R.H. Micheal, Arulraj	4	0	4	R.H. McCosh, Frederic Samuel	4	0
5	C.H. Munusamy, Doraisamy	5	1	5	C.H. Silva, Joao Bosco Quevedo	5	0
6	L.H. Van Huizen, Lawrence J.	6	0	6	L.H. Da Silva, Rui Ayres	6	0
7	R.W. Nonis, Douglas Paul	7	0	7	R.W. Monteiro, John Jude	12	1
8	R.I. Chelliah, Paramalingam	8	0	8	R.I. Dallah, Omar Kachung	8	0
9	C.F. Tara Singh Sindhu, S.S.S.	9	0	9	C.F. Gardner, Packey Benjamin	10	0
10	L.I. Koh, Hock Seng	10	1	10	L.I. Guterres, Lionel H.	11	0
11	L.W. Rajaratnam, Yogeswaran	11	0	11	L.W. Singh, Kuldip	7	0

Scores

Goal Getter					Goal Getter							
Period	Time	Name	1st Half	2nd Half	Total	1st Half	2nd Half	Total	Period	Time	Name	
1st Half	17	Munusamy, Doraisamy	28	21	49	F.H.	19	17	36	2nd Half	5	Monteiro, John Jude
			3	4	7	L.C.	0	0	0			
			7	4	11	P.C.	0	4	4			
2nd Half	21	Kandiah, Anandarajah	1	0	1	P.S.	0	0	0			
			3	1	4	Goal	0	1	1			

First Round League Pool B

Match No. 5

Time 11:40

Germany 5 (1—1)
(4—0)**1 Canada**Umpire—Lelli, Rino ITALY
—Chopra, Gurcharan Lall KENYA

Position	Name	Back No.	Goal	Position	Name	Back No.	Goal
1	G.K. Stephan, Rainer	1	0	1	G.K. Preston, Harry Neil	19	0
2	R.B. Thieme, Axel	2	0	2	R.B. Wright, Lee Madison	3	0
3	L.B. Vetter, Klaus	3	0	3	L.B. Johnston, Raymond Ian	6	0
4	R.H. Brennecke, Horst	4	0	4	R.H. Aldridge, Ronald Charles	1	0
5	C.H. Bahner, Klaus	5	0	5	C.H. Young, John Gilbert	5	1
6	L.H. Dahmlos, Horst	6	0	6	L.H. Ruttle, Reginald P. S.	8	0
7	R.W. Lippert, Lothar	7	0	7	R.W. Warren, Victor Henry V.	2	0
8	R.I. Westphal, Rolf	8	2	8	R.I. Buckland, Peter Channing	9	0
9	C.F. Freiberger, Karl-Heinz	9	1	9	C.F. Ronan, Oerara Christopher	15	0
10	L.I. Ehrlich, Dieter	10	2	10	L.I. Raphael, Alan Mervyn	13	0
11	L.W. Krause, Adolf	11	0	11	L.W. Chopping, Richard James	10	0

Scores

Goal Getter								Goal Getter						
Period	Time	Name	Goal	1st Half	2nd Half	Total		1st Half	2nd Half	Total	Period	Time	Name	Goal
1st Half	31	Westphal, Rolf	F.H.	26	22	48		26	30	56	1st Half	4	Young, John Gilbert	1
2nd Half	4	Ehrlich, Dieter	L.C.	2	5	7		0	0	0				
	12	Westphal, Rolf	P.C.	4	2	6		1	1	2				
	23	Ehrlich, Dieter	P.S.	0	0	0		0	0	0				
	29	Freiberger, Karl-Heinz	Goal	1	4	5		1	0	1				

First Round League Pool B

Match No. 6

Time 14:15

India 2 (0—0)
(2—0)**0 Belgium**Umpire—Bedelis, T.C. AUSTRALA
—McDowell, James AUSTRALA

Position	Name	Back No.	Goal	Position	Name	Back No.	Goal
1	G.K. Laxman, S.	1	0	1	G.K. Buisset, Jean-Marie	12	0
2	R.B. Singh, Prithi Pal	13	1	2	R.B. Vanderstappen, Jacques	2	0
3	L.B. Singh Dhara M.	3	0	3	L.B. Moussiaux, Daniel	3	0
4	R.H. Mohinder, Lal	4	0	4	R.H. Remy, Jacques	4	0
5	C.H. Singh, Charanjit	5	0	5	C.H. Le Clerc, Jean-Louis	5	0
6	L.H. Singh, Gurbux	2	0	6	L.H. Bernaert, Yves	6	0
7	R.W. Singh, Joginder	7	0	7	R.W. Miserque, Guy	7	0
8	R.I. Kaushik, Hari Pal	8	1	8	R.I. Ravinet, Claude	8	0
9	C.F. Harbinder, Singh	9	0	9	C.F. Muschs, Andre	9	0
10	L.I. Patil, Bandu	14	0	10	L.I. Verhoeven, Guy	10	0
11	L.W. Singh, Darshan	11	0	11	L.W. Roersch, Jean-Louis	11	0

Scores

Goal Getter								Goal Getter						
Period	Time	Name	Goal	1st Half	2nd Half	Total		1st Half	2nd Half	Total	Period	Time	Name	Goal
2nd Half	26	Singh, Prithi Pal	F.H.	25	18	43		34	25	59				
	32	Kaushik, Hari Pal	L.C.	4	4	8		1	0	1				
			P.C.	1	5	6		1	0	1				
			P.S.	0	0	0		0	0	0				
			Goal	0	2	2		0	0	0				

First Round League Pool A

Match No. 7

Time 14:15 **Great Britain** 0 (0—5) 7 **Australia** —Trapper, Karl GERMANY
(0—2)

Umpire—Schinner, Walter GERMANY

Position	Name	Back No.	Goal	Position	Name	Back No.	Goal
1	G.K. Cahill, Harold Alexander	19	0	1	G.K. Dearing, Paul	4	0
2	R.B. Neill, John Whitley	2	0	2	R.B. McWatters, Donald	9	4
3	L.B. Wilman, David	4	0	3	L.B. Crossman, Mervyn	3	0
4	R.H. Jones, Charles I. M.	5	0	4	R.H. McBryde, John	1	0
5	C.H. Davis, Francis H. V.	7	0	5	C.H. Pearce, Julian	13	0
6	L.H. Page, Alan Graham	8	0	6	L.H. Wood, Graham	15	0
7	R.W. Hindle, John	11	0	7	R.W. Hodder, Robin	7	0
8	R.I. Veit, David Michael	14	0	8	R.I. Evans, Raymond	5	1
9	C.F. Gutter, Geoffrey Michael	15	0	9	C.F. Pearce, Eric	12	1
10	L.I. Corby, Michael Wells	16	0	10	L.I. Piper, Desmond	2	1
11	L.W. Land, John James	18	0	11	L.W. Smart, Donald	14	0

Scores

Goal Getter				Goal Getter			
Period	Time	Name	Goal	Period	Time	Name	Goal
1st Half	31	F.H.	72	1st Half	17	Piper, Desmond	4
2nd Half	41	L.C.	41	2nd Half	12	McWatters, Donald	12
Total	0	P.C.	1	Total	18	McWatters, Donald	18
1st Half	2	P.S.	0	1st Half	23	Evans, Raymond	23
2nd Half	0	Goal	0	2nd Half	31	McWatters, Donald	31
Total	0		0	Total	21	Pearce, Eric	21

First Round League Pool B

Match No. 8

Time 10:00 **India** 1 (0—1) 1 **Germany** —Pelkman, Jan Nieulant BRITAIN
(1—0)

Umpire—Kelly, Henry, Douglas NZEALAND

Position	Name	Back No.	Goal	Position	Name	Back No.	Goal
1	G.K. Laxman, S.	1	0	1	G.K. Stephan, Rainer	1	0
2	R.B. Singh, Prithi Pal	13	1	2	R.B. Thieme, Axel	2	0
3	L.B. Singh, Dhara M.	3	0	3	L.B. Vetter, Klaus	3	0
4	R.H. Singh, Jagjit	16	0	4	R.H. Brennecke, Horst	4	0
5	C.H. Singh, Charanjit	5	0	5	C.H. Bahner, Klaus	5	0
6	L.H. Singh, Gurbux	2	0	6	L.H. Dahmlos, Horst	6	0
7	R.W. Singh, Joginder	7	0	7	R.W. Lippert, Lothar	7	0
8	R.I. Kaushik, Hari Pal	8	0	8	R.I. Westphal, Rolf	8	0
9	C.F. Singh, Darshan	11	0	9	C.F. Freiberger, Karl-Heinz	9	1
10	L.I. Patil, Bandu	14	0	10	L.I. Ehrlich, Dieter	10	0
11	L.W. Sayeed, Ali	18	0	11	L.W. Krause, Adolf	11	0

Scores

Goal Getter				Goal Getter			
Period	Time	Name	Goal	Period	Time	Name	Goal
2nd Half	19	Singh, Prithi Pal	61	1st Half	21	Freiberger, Karl-Heinz	21
1st Half	33	F.H.	33	2nd Half	13		13
2nd Half	1	L.C.	1	Total	0		0
Total	2	P.C.	2	1st Half	0		0
1st Half	0	P.S.	0	2nd Half	0		0
2nd Half	0	Goal	0	Total	1		1
Total	0		0		0		0

First Round League Pool A

Match No. 9

Time 10:00

Pakistan 5 (2—2) **2 Kenya**
(3—0)Umpire—Schinner, Walter GERMANY
—Trapper, Karl GERMANY

Position	Name	Back No.	Goal	Position	Name	Back No.	Goal
1	G.K. Hamid, Abdul	12	0	1	G.K. George, Saude Andre	1	0
2	R.B. Ahmad, Munir	2	1	2	R.B. Vaz, Anthony Querobino E.	2	0
3	L.B. Atif, Manzoor Hussain	3	3	3	L.B. Sohal, Avtar Singh	3	1
4	R.H. Anwar, Saeed	4	0	4	R.H. Matharu, Santokh Singh	4	0
5	C.H. Ahmad, Anwar	5	0	5	C.H. Panesar, Surjeet Singh	5	1
6	L.H. Hayat, Zafar	15	0	6	L.H. Fernandes, Silvester	6	0
7	R.W. Mahmood, Khalid	7	0	7	R.W. Fernandes, Leo C. D.	16	0
8	R.I. Din, Zaka	8	1	8	R.I. Fernandes, Edgar Simon C.	8	0
9	C.F. Niazi, Tariq	16	0	9	C.F. Fernandes, Egbert Carmo	9	0
10	L.I. Asad, Muhammad	10	0	10	L.I. Mangat, Amar Singh	15	0
11	L.W. Afzal, Muhammad	17	0	11	L.W. Mendonca, Aloysius Edward	11	0

Scores

Goal Getter				Goal Getter			
Period	Time	Name	Goal	Period	Time	Name	Goal
1st Half	20	Atif, Manzoor Hussain	1	1st Half	32	Sohal, Avtar Singh	1
	22	Din, Zaka	2		34	Panesar, Surjeet Singh	2
2nd Half	7	Atif, Manzoor Hussain	3				
	20	Ahmad, Munir	4				
	26	Atif, Manzoor Hussain	5				

First Round League Pool A

Match No. 10

Time 11:40

Great Britain 0 (0—1) **2 New Zealand**
(0—1)Umpire—Lelli, Rino ITALY
—Lathouwers, A. NETHLAND

Position	Name	Back No.	Goal	Position	Name	Back No.	Goal
1	G.K. Fishwick, Paul Darrell	1	0	1	G.K. Schaefer, William Paul	1	0
2	R.B. Neill, John Whitley	2	0	2	R.B. Patterson, Alan Joseph	2	0
3	L.B. Judge, Harold David	3	0	3	L.B. Carter, Timothy Joseph	4	0
4	R.H. Sutton, Roger Macklin	6	0	4	R.H. Gillespie, John Ross	5	0
5	C.H. Davis, Francis H. V.	7	0	5	C.H. Cullen, John Cameron	6	0
6	L.H. Deegan, James F. A.	9	0	6	L.H. Barnes, Ernest	7	0
7	R.W. Cadman, John Frank	10	0	7	R.W. Judge, Bruce Raymond	8	1
8	R.I. Langhorne, Chris. John	12	0	8	R.I. Anslow, John	10	0
9	C.F. Cutter, Geoffrey Michael	15	0	9	C.F. Byers, Peter William	12	0
10	L.I. Corby, Michael Wells	16	0	10	L.I. Bygrave, Phillip George	17	1
11	LiW. Miller, Derek Robert	17	0	11	L.W. Blake, Trevor William	18	0

Scores

Goal Getter				Goal Getter			
Period	Time	Name	Goal	Period	Time	Name	Goal
1st Half	27		0	1st Half	12	Bygrave, Phillip George	1
	2		0				
	3		2	2nd Half	10	Judge, Bruce Raymond	2
	0		0				
	0		0				

First Round League Pool A

Match No. 11

Time 11:40

Umpire—Van Donselaar, J. Abraham NETHLAND
Australia 3 (2—0) 0 Rhodesia —Gurusewak, Singh INDIA
 (1—0)

Position	Name	Back No.	Goal	Position	Name	Back No.	Goal
1	G.K. Waters, Antony	16	0	1	G.K. Brain, Dereck Hayden	1	0
2	R.B. McWatters, Donald	9	1	2	R.B. Faulds, Beverly F.J.	2	0
3	L.B. Crossman, Mervyn	3	0	3	L.B. Van Blomestein, Kevin A.	3	0
4	R.H. McBryde, John	1	0	4	R.H. McPhun, John David	5	0
5	C.H. Pearce, Julian	13	0	5	C.H. Turpin, William Homan	6	0
6	L.H. Wood, Graham	15	0	6	L.H. Beets, Derrick John	7	0
7	R.W. Hodder, Robin	7	0	7	R.W. Koch, Lloyd Bowen	10	0
8	R.I. Evans, Raymond	5	0	8	R.I. Unger, Anthony Charles	11	0
9	C.F. Pearce, Eric	12	2	9	C.F. Ullyett, Robert Bassett	12	0
10	L.I. Piper, Desmond	2	0	10	L.I. Tomlinson, Desmond Neame	13	0
11	L.W. Smart, Donald	14	0	11	L.W. Cumming, Graham Charles	15	0

Scores

Goal Getter				Goal Getter			
Period	Time	Name	Goal	Period	Time	Name	Goal
1st Half	19	Mcwatters, Donald	1	F.H.	21	30	51
	32	Pearce, Eric	1	L.C.	0	1	1
2nd Half	7	Pearce, Eric	1	P.C.	0	1	1
			0	P.S.	0	0	0
			2	Goal	0	0	0

First Round League Pool B

Match No. 12

Time 11:40

Umpire—Hussain, Iqbal PAKISTAN
Belgium 2 (2—0) 0 Hong Kong —Ayub, S.M. PAKISTAN
 (0—0)

Position	Name	Back No.	Goal	Position	Name	Back No.	Goal
1	G.K. Berger, Michel	1	0	1	G.K. Kadir, Slawee	1	0
2	R.B. Vanderstappen, Jacques	2	0	2	R.B. Grewal, Harnam Singh	2	0
3	L.B. Lorette, Franz	13	0	3	L.B. Monteiro, John Jude	12	0
4	R.H. Remy, Jacques	4	0	4	R.H. McCosh, Frederic Samuel	4	0
5	C.H. Le Clerc, Jean-Louis	5	0	5	C.H. Silva, Joao Bosco Quevedo	5	0
6	L.H. Bernaert, Yves	6	1	6	L.H. Da Silva, Rui Ayres	6	0
7	R.W. Miserque, Guy	7	1	7	R.W. Castro, Caniel Francisco	9	0
8	R.I. Ravinet, Claude	8	0	8	R.I. Dallah, Omar Kachung	8	0
9	C.F. Muschs, Andre	9	0	9	C.F. Gardner, Packey Benjamin	10	0
10	L.I. Van Beuren, Eric	16	0	10	L.I. Guterres, Lionel H.	11	0
11	L.W. Roersch, Jean-Louis	11	0	11	L.W. Singh, Kuldip	7	0

Scores

Goal Getter				Goal Getter			
Period	Time	Name	Goal	Period	Time	Name	Goal
1st Half	9	Bernaert, Yves	1	F.H.	34	34	68
	11	Miserque, Guy	1	L.C.	1	0	1
			5	P.C.	0	0	0
			1	P.S.	1	0	1
			2	Goal	0	0	0

First Round League Pool B

Match No. 13

Time 14:15

Netherlands 5 (3—0) 0**Canada** —Thomson, Lyle BRITAIN
(2—0)

Umpire—Handley, Baynard BRITAIN

Position	Name	Back No.	Goal	Position	Name	Back No.	Goal
1	G.K. Veentjer, Jan	16	0	1	G.K. Preston, Harry Neil	19	0
2	R.B. Leemhuis, Jacob Pieter	10	0	2	R.B. Wright, Lee Madison	3	0
3	L.B. Terlingen, Theodorus, B.M.	15	0	3	L.B. Johnston, Raymond Ian	6	0
4	R.H. Fokker, Johan Pieter	5	0	4	R.H. Aldridge, Ronald Charles	1	0
5	C.H. Fiolet, Franciscus A.	4	0	5	C.H. Young, John Gilbert	5	0
6	L.H. Elffers, John Robert	3	0	6	L.H. Ruttle, Reginald P. S.	8	0
7	R.W. Krol, Leendert Gerhardus	9	0	7	R.W. Warren, Victor Henry V.	2	0
8	R.I. Van T Hooft, Jan Francis	7	0	8	R.I. Buckland, Peter Ghanning	9	0
9	C.F. Zweerts, Guillaum F.	19	2	9	C.F. Ronan, Oerara Christopher	15	0
10	L.I. Voigt, Jacob	17	2	10	L.I. Raphael, Alan Mervyn	13	0
11	L.W. Van Vroonhoven, Th. J.M.V.	18	1	11	L.W. Chopping, Richard James	10	0

Scores

Goal Getter				Goal Getter			
Period	Time	Name	Goal	Period	Time	Name	Goal
1st Half	16	Van Vroonhoven, Th. J.M.V.	1	1st Half	33	36	69
	30	Zweerts, Guillaum F.	2		0	0	0
	34	Voigt, Jacob	2		2	0	2
2nd Half	1	Voigt, Jacob	2		0	0	0
	9	Zweerts, Guillaum F.	3		0	0	0

First Round League Pool B

Match No. 14

Time 14:15

Spain 3 (2—0) 0**Malaysia** —Abrar Ahmad PAKISTAN
(1—0)

Umpire—McLaren, M.C. BRITAIN

Position	Name	Back No.	Goal	Position	Name	Back No.	Goal
1	G.K. Del Cose, Carlos	1	0	1	G.K. Ho, Koh Chye	1	0
2	R.B. Colomer, Jose	2	0	2	R.B. Kandiah, Anandarajah	2	0
3	L.B. Solaun, Julio	3	0	3	L.B. Manickam, Shanmuganathan	3	0
4	R.H. Dualde, Eduardo	10	1	4	R.H. Micheal, Arulraj	4	0
5	C.H. Dinares, Jose Antonio	5	0	5	C.H. Munusamy, Doraisamy	5	0
6	L.H. Ventaoll, Narciso	6	0	6	L.H. Van Huizen, Lawrence J.	6	0
7	R.W. Macaya, Ignacio	7	0	7	R.W. Nonis, Douglas Paul	7	0
8	R.I. Amat, Jaime	8	0	8	R.I. Chelliah, Paramalingam	8	0
9	C.F. Amat, Francisco	9	2	9	C.F. Tara Singh Sindhu, S. S. S.	9	0
10	L.I. Amat, Pedro	16	0	10	L.I. Koh, Hock Seng	10	0
11	L.W. Vidal, Jorge	11	0	11	L.W. Rajaratnam, Yogeswaran	11	0

Scores

Goal Getter				Goal Getter			
Period	Time	Name	Goal	Period	Time	Name	Goal
1st Half	24	Dualde, Eduardo	1	1st Half	31	32	63
	32	Amat, Francisco	1		0	1	1
2nd Half	19	Amat, Francisco	2		1	2	3
			0		0	0	0
			2		0	0	0

First Round League Pool A

Match No. 15

Time 10:00

Great Britain 4 (2—0)
(2—1)**1 Rhodesia**Umpire—Lelli, Rino ITALY
—Gurusewak, Singh INDIA

Position	Name	Back No.	Goal	Position	Name	Back No.	Goal
1	G.K. Fishwick, Paul Darrell	1	0	1	G.K. Mc Phun, John David	5	0
2	R.B. Wilman, David	4	0	2	R.B. Robertson, Robert Gordon	4	0
3	L.B. Judge, Harold David	3	0	3	L.B. Faulds, Boverly F. J.	2	0
4	R.H. Jones, Charles I. M.	5	0	4	R.H. Beets, Derrick John	7	0
5	C.H. Deegan, James F. A.	9	2	5	C.H. Turpin, William Homan	6	0
6	L.H. Page, Alan Graham	8	0	6	L.H. Mackay, Ian Reay	8	0
7	R.W. Hindle, John	11	0	7	R.W. Koch, Lloyd Bowen	10	0
8	R.I. Veit, David Michael	14	0	8	R.I. Barbour, Roy Hilton	9	0
9	C.F. Cadman, John Frank	10	2	9	C.F. Ullyett, Robert Bassett	12	1
10	L.I. Langhorne, Chris. John	12	0	10	L.I. Tomlinson, Desmond Neame	13	0
11	L.W. Land, John James	18	0	11	L.W. Cumming, Graham Charles	15	0

Scores

Goal Getter								Goal Getter						
Period	Time	Name	Goal	1st Half	2nd Half	Total		1st Half	2nd Half	Total	Period	Time	Name	Goal
1st Half	20	Deegan, James F.A.	16	18	34	F.H.	25	20	45	1st Half	16	Ullyett, Robert Bassett	1	
	21	Deegan, James F.A.	0	4	4	L.C.	0	0	0					
2nd Half	11	Cadman, John Frank	4	2	6	P.C.	1	2	3					
	22	Cadman, John Frank	0	0	0	P.S.	0	0	0					
			2	2	4	Goal	0	1	1					

First Round League Pool A

Match No. 16

Time 10:00

Australia 3 (1—0)
(2—1)**1 Japan**Umpire—Mudaliar, Sundaram INDIA
—Jameson, J. J INDIA

Position	Name	Back No.	Goal	Position	Name	Back No.	Goal
1	G.K. Waters, Antony	16	0	1	G.K. Miwa, Hiroshi	1	0
2	R.B. McWatters, Donald	9	1	2	R.B. Yuzaki, Tsuneya	2	1
3	L.B. Crossman, Mervyn	3	0	3	L.B. Takashima, Akio	3	0
4	R.H. McBryde, John	1	0	4	R.H. Yuzaki, Katsuhiko	14	0
5	C.H. Pearce, Julian	13	0	5	C.H. Wakabayashi, Tetsuya	15	0
6	L.H. Wood, Graham	15	0	6	L.H. Yamaoka, Toshihiko	6	0
7	R.W. Hodder, Robin	7	0	7	R.W. Takizawa, Kenji	7	0
8	R.I. Evans, Raymond	5	1	8	R.I. Kaoku, Shigeo	4	0
9	C.F. Pearce, Eric	12	0	9	C.F. Tanaka, Hiroshi	9	0
10	L.I. Nilan, Patrick	11	0	10	L.I. Okabe, Michio	10	0
11	L.W. Smart, Donald	14	1	11	L.W. Kihara, Seiji	11	0

Scores

Goal Getter								Goal Getter						
Period	Time	Name	Goal	1st Half	2nd Half	Total		1st Half	2nd Half	Total	Period	Time	Name	Goal
1st Half	4	Smart, Donald	26	16	42	F.H.	36	36	72	2nd Half	33	Yuzaki, Tsuneya	1	
2nd Half	9	Evans, Raymond	2	2	4	L.C.	0	0	0					
	29	McWatters, Donald	2	2	4	P.C.	0	2	2					
			0	0	0	P.S.	0	0	0					
			1	2	3	Goal	0	1	1					

First Round League Pool A

Match No. 17

Time 11:40 **Kenya** 3 (1—1) 2 (2—1)

Umpire—Elgershuizen, L. A. NETHLAND

—Van Donselaar, J. Abraham NETHLAND

Position	Name	Back No.	Goal	Position	Name	Back No.	Goal
1	G.K. Simonian, John Levon	12	0	1	G.K. Schaefer, William Paul	1	0
2	R.B. Vaz, Anthony Querobino E.	2	0	2	R.B. Patterson, Alan Joseph	2	0
3	L.B. Sohal, Avtar Singh	3	1	3	L.B. Carter, Timothy Joseph	4	0
4	R.H. Matharu, Santokh Singh	4	0	4	R.H. Gillespie, John Ross	5	0
5	C.H. Panesar, Surjeet Singh	5	0	5	C.H. Cullen, John Cameron	6	0
6	L.H. Fernandes, Silvester	6	0	6	L.H. Barnes, Ernest	7	0
7	R.W. Fernandes, Leo C. D.	16	0	7	R.W. Judge, Bruce Raymond	8	0
8	R.I. Fernandes, Edgar Simon G.	8	0	8	R.I. Anslow, John	10	0
9	G.F. Fernandes, Egbert Carmo	9	0	9	C.F. Byers, Peter William	12	1
10	L.I. Mangat, Amar Singh	15	1	10	L.I. Bygrave, Phillip George	17	1
11	L.W. Mendonca, Aloysius Edward	11	1	11	L.W. Blake, Trevor William	18	0

Scores

Goal Getter								Goal Getter						
Period	Time	Name	Goal	1st Half	2nd Half	Total	Period	Time	Name	Goal	Goal			
1st Half	2	Mangat, Amar Singh	1	20	26	46	F.H.	33	29	62	1st Half	34	Byers, Peter William	1
2nd Half	19	Mendonca, Aloysius Edward	1	3	1	4	L.C.	1	2	3	2nd Half	9	Bygrave, Phillip George	1
	22	Sohal Avtar Singh	1	0	0	0	P.C.	2	5	7				
			1	1	2	3	Goal	1	1	2				

First Round League Pool B

Match No. 18

Time 10:00 **Hong Kong** 1 (0—0) 2 (1—2)

Umpire—Chopra, Gurcharan Lall KENYA

—Ayub S.M. PAKISTAN

Position	Name	Back No.	Goal	Position	Name	Back No.	Goal
1	G.K. Kadir, Slawee	1	0	1	G.K. Preston, Harry Neil	19	0
2	R.B. Grewal, Harnam Singh	2	0	2	R.B. Wright, Lee Madison	3	0
3	L.B. Monteiro, John Jude	12	0	3	L.B. Johnston, Raymond Ian	6	0
4	R.H. McCosh, Frederic Samuel	4	0	4	R.H. Anderson, Derrick John	11	0
5	C.H. Silva, Joao Bosco Quevedo	5	0	5	C.H. Young, John Gilbert	5	0
6	L.H. Da Silva, Rui Ayres	6	0	6	L.H. Ruttle, Reginald P. S.	8	0
7	R.W. Castro, Daniel Francisco	9	0	7	R.W. Aldridge, Ronald Charles	1	0
8	R.I. Dallah, Omar Kachung	8	0	8	R.I. Buckland, Peter Channing	9	0
9	C.F. Gardner, Packey Benjamin	10	0	9	C.F. Chopping, Richard James	10	1
10	L.I. Guterres, Lionel H.	11	0	10	L.I. Raphael, Alan Mervyn	13	1
11	L.W. Singh, Kuldip	7	1	11	L.W. Warren, Victor Henry V	2	0

Scores

Goal Getter								Goal Getter						
Period	Time	Name	Goal	1st Half	2nd Half	Total	Period	Time	Name	Goal	Goal			
2nd Half	22	Singh, Kuldip	1	26	30	56	F.H.	28	26	54	2nd Half	3	Raphael, Alan Mervyn	1
			1	2	2	4	L.G.	0	1	1		31	Chopping, Richard James	1
			1	3	0	3	P.C.	1	0	1				
			1	0	0	0	P.S.	0	0	0				
			1	0	1	1	Goal	0	2	2				

First Round League Pool B

Match No. 19

Time 10:00

Germany 1 (0—0) 0Umpire—McDowell, James AUSTRALIA
—Balmer John BRITAIN

Position	Name	Back No.	Goal	Position	Name	Back No.	Goal
1	G.K. Stephan, Rainer	1	0	1	G.K. Boks, Joost	1	0
2	R.B. Thieme, Axel	2	0	2	R.B. Leemhuis, Jacob Pieter	10	0
3	L.B. Vetter, Klaus	3	0	3	L.B. Van Gooswilligen, Jan C.	6	0
4	R.H. Brennecke, Horst	4	0	4	R.H. Fokker, Johan Pieter	5	0
5	C.H. Bahner, Klaus	5	0	5	C.H. Fiolet, Franciscus A.	4	0
6	L.H. Dahmlos, Horst	6	0	6	L.H. Elffers, John Robert	3	0
7	R.W. Lippert, Lothar	7	0	7	R.W. Kroel, Leendert Gerhardus	9	0
8	R.I. Westphal, Rolf	8	0	8	R.I. Van T Hooft, Jan Francis	7	0
9	C.F. Freiberger, Karl-Heinz	9	0	9	C.F. Voigt, Jacob	17	0
10	L.I. Ehrlich, Dieter	10	1	10	L.I. Terlingen, Theodorus B. M.	15	0
11	L.W. Krause, Adolf	11	0	11	L.W. Van Vroonhoven, Th. J. M. V.	18	0

Scores

Goal Getter				Goal Getter			
Period	Time	Name	Goal	Period	Time	Name	Goal
2nd Half	20	Ehrlich, Dieter	1				
			0				0
			0				0
			0				0
			0				0

First Round League Pool B

Match No. 20

Time 11:40

Belgium 3 (1—1) 3Umpire—Thomson Lyle BRITAIN
—Handley, Banard BRITAIN

Position	Name	Back No.	Goal	Position	Name	Back No.	Goal
1	G.K. Buisset, Jean-Marie	12	0	1	G.K. Ho, Koh Chye	1	0
2	R.B. Vanderstappen, Jacques	2	0	2	R.B. Kandiah, Anandarajab	2	0
3	L.B. Moussiaux, Daniel	3	0	3	L.B. Manickam, Shanmuganathan	3	0
4	R.H. Remy, Jacques	4	0	4	R.H. Micheal, Arulraj	4	0
5	C.H. Le Clerc, Jean-Louis	5	0	5	C.H. Munusamy, Doraisamy	5	0
6	L.H. Bernaert, Yves	6	0	6	L.H. Van Huizen, Lawrence J.	6	0
7	R.W. Miserque, Guy	7	1	7	R.W. Arumugam, Sabapathy	12	0
8	R.I. Ravinet, Claude	8	1	8	R.I. Nonis, Douglas Paul	7	0
9	C.F. Muschs, Andre	9	1	9	C.F. Chelliah, Paramalingam	8	2
10	L.I. Verhoeven, Guy	10	0	10	L.I. Koh, Hock Seng	10	1
11	L.W. Roersch, Jean-Louis	11	0	11	L.W. Rajaratnam, Yogeswaran	11	0

Scores

Goal Getter				Goal Getter			
Period	Time	Name	Goal	Period	Time	Name	Goal
1st Half	4	Miserque, Guy	1	1st Half	32	Koh, Hock Seng	1
2nd Half	21	Muschs, Andre	1	2nd Half	5	Chelliah, Paramalingam	1
	29	Ravinet, Claude	1		18	Chelliah, Paramalingam	1
			0				0
			1				2

First Round League Pool B

Match No. 21

Time 11:40

India 1 (0—0) 1 **Spain**
(1—1)Umpire—Ichikawa, Hideo JAPAN
—Matsunawa, Takashi JAPAN

Position	Name	Back No.	Goal	Position	Name	Back No.	Goal
1	G.K. Laxman, S.	1	0	1	G.K. Del Coso, Carlos	1	0
2	R.B. Singh, Prithi Pal	13	0	2	R.B. Colomer, Jose	2	0
3	L.B. Singh, Dhara M.	3	0	3	L.B. Solaun, Julio	3	0
4	R.H. Mohinder, Lal	4	1	4	R.H. Calzado, Juan Angel	4	0
5	C.H. Singh, Charanjit	5	0	5	C.H. Dinares, Jose Antonio	5	0
6	L.H. Singh, Gurbux	2	0	6	L.H. Ventallo, Narciso	6	0
7	R.W. Singh, Joginder	7	0	7	R.W. Macaya, Ignacio	7	0
8	R.I. Kaushik, Hari Pal	8	0	8	R.I. Usoz, Luis Maria	13	0
9	C.F. Harbinder, Singh	9	0	9	C.F. Amat, Jaime	8	0
10	L.I. Singh, Udhum	10	0	10	L.I. Dualde, Eduardo	10	1
11	L.W. Singh, Darshan	11	0	11	L.W. Amat, Pedro	16	0

Scores

Goal Getter				Goal Getter			
Period	Time	Name	Goal	Period	Time	Name	Goal
2nd Half	20	Mohinder, Lal	1	2nd Half	2	Dualde, Eduardo	1
			F.H.				F.H.
			L.C.				L.C.
			P.C.				P.C.
			P.S.				P.S.
			Goal				Goal

First Round League Pool B

Match No. 22

Time 10:00

Spain 3 (0—0) 0 **Canada**
(3—0)Umpire—Chopra, Gurcharan Lall KENYA
—Hussain, Iqbal PAKISTAN

Position	Name	Back No.	Goal	Position	Name	Back No.	Goal
1	G.K. Del Coso, Carlos	1	0	1	G.K. Preston, Harry Neil	19	0
2	R.B. Colomer, Jose	2	0	2	R.B. Wright, Lee Madison	3	0
3	L.B. Solaun, Julio	3	0	3	L.B. Johnston, Raymond Ian	6	0
4	R.H. Dualde, Eduardo	10	1	4	R.H. Anderson, Derrick John	11	0
5	C.H. Dinares, Jose Antonio	5	0	5	C.H. Young, John Gilbert	5	0
6	L.H. Ventallo, Narciso	6	0	6	L.H. Ruttle, Reginald P. S.	8	0
7	R.W. Echevarria, Jaime	17	0	7	R.W. Aldridge, Ronald Charles	1	0
8	R.I. Amat, Jaime	8	1	8	R.I. Buckland, Peter Channing	9	0
9	C.F. Amat, Francisco	9	1	9	C.F. Chopping, Richard James	10	0
10	L.I. Amat, Pedro	16	0	10	L.I. Raphael, Alan Mervyn	13	0
11	L.W. Vidal, Jorge	11	0	11	L.W. Warren, Victor Henry V.	2	0

Scores

Goal Getter				Goal Getter			
Period	Time	Name	Goal	Period	Time	Name	Goal
2nd Half	4	Dualde, Eduardo	1	2nd Half	21		1
			F.H.				F.H.
			L.C.				L.C.
			P.C.				P.C.
			P.S.				P.S.
			Goal				Goal

First Round League Pool B

Match No. 23

Umpire—McDowell, James AUSTRALA

Time 10:00 **Netherlands** 4 (1—0) 0 **Belgium** —Balmer, John BRITAIN
(3—0)

Position	Name	Back No.	Goal	Position	Name	Back No.	Goal
1	G.K. Veentjer, Jan	16	0	1	G.K. Buisset, Jean-Marie	12	0
2	R.B. Leemhuis, Jacob Pieter	10	0	2	R.B. Vanderstappen, Jacques	2	0
3	L.B. Terlingen, Theodorus, B. M.	15	1	3	L.B. Lorette, Franz	13	0
4	R.H. Fokker, Johan Pieter	5	0	4	R.H. Remy, Jacques	4	0
5	C.H. Mijnaerends, Johan C.	11	0	5	C.H. Le Clerc, Jean-Louis	5	0
6	L.H. Van Rossem, Erik	12	0	6	L.H. Bernaert, Yves	6	0
7	R.W. Krol, Leendert Gerhardus	9	0	7	R.W. Ravinet, Claude	8	0
8	R.I. De Keyzer, Arie Leendert	8	0	8	R.I. Miserque, Guy	7	0
9	C.F. Zweerts, Guillaum F.	19	3	9	C.F. Muschs, Andre	9	0
10	L.I. Van Vroonhoven, Th. J. M. V.	18	0	10	L.I. Verhoeven Guy	10	0
11	L.W. Spits, Nicolaas Bernard	14	0	11	L.W. Roersch, Jean-Louis	11	0

Scores

Goal Getter				Goal Getter			
Period	Time	Name	Total	Period	Time	Name	Total
1st Half	27	Zweerts, Guillaum F.	42	F.H.	32	31	63
2nd Half	19	Terlingen, Theodorus B. M.	3	L.C.	2	3	5
	28	Zweerts, Guillaum F.	2	P.C.	2	3	5
	34	Zweerts, Guillaum F.	1	P.S.	0	0	0
			4	Goal	0	0	0

First Round League Pool A

Match No. 24

Umpire—Lathouwers, A. Francois NETHLAND

Time 10:00 **Pakistan** 1 (0—0) 0 **Great Britain** —Trapper Karl GERMANY
(1—0)

Position	Name	Back No.	Goal	Position	Name	Back No.	Goal
1	G.K. Hamid, Abdul	12	0	1	G.K. Cahill, Harold Alexander	19	0
2	R.B. Ahmad, Munir	2	1	2	R.B. Neill, John Whitley	2	0
3	L.B. Atif, Manzoor Hussain	3	0	3	L.B. Judge, Harold David	3	0
4	R.H. Anwar, Saeed	4	0	4	R.H. Wilman, David	4	0
5	C.H. Ahmad, Anwar	5	0	5	C.H. Davis Francis H. V.	7	0
6	L.H. Hayat, Zafar	15	0	6	L.H. Deegan, James F. A.	9	0
7	R.W. Azam, Khurshid	9	0	7	R.W. Cadman, John Frank	10	0
8	R.I. Din, Zaka	8	0	8	R.I. Veit, David Michael	14	0
9	C.F. Niazi, Tariq	16	0	9	C.F. Corby, Michael Wells	16	0
10	L.I. Afzal, Muhammad	17	0	10	L.I. Langhorne, Chris. John	12	0
11	L.W. Ullah, Muti	11	0	11	L.W. Miller, Derek Robert	17	0

Scores

Goal Getter				Goal Getter			
Period	Time	Name	Total	Period	Time	Name	Total
2nd Half	16	Ahmad, Munir	70	F.H.	30	25	55
			4	L.C.	2	1	3
			5	P.C.	2	1	3
			0	P.S.	0	0	0
			1	Goal	0	0	0

First Round League Pool A

Match No. 25

Time 11:40 **Kenya** 1 (1—0) 0 **Australia** Umpire—Elgershuizen, L.A. NETHLAND
—Van Donselaar, J. Abraham NETHLAND
(0—0)

Position	Name	Back No.	Goal	Position	Name	Back No.	Goal
1	G.K. Simonian, John Levon	12	0	1	G.K. Waters, Antony	16	0
2	R.B. Vaz, Anthony Querobino E.	2	0	2	R.B. McWatters, Donald	9	0
3	L.B. Sohal, Avtar Singh	3	0	3	L.B. Crossman, Mervyn	3	0
4	R.H. Matharu, Santokh Singh	4	0	4	R.H. McBryde, John	1	0
5	C.H. Panesar, Surjeet Singh	5	0	5	C.H. Pearce, Julian	13	0
6	L.H. Fernandes, Silvester	6	0	6	L.H. Wood, Graham	15	0
7	R.W. Fernandes, Leo C. D.	16	0	7	R.W. Hodder, Robin	7	0
8	R.I. Fernandes, Edgar Simon C.	8	1	8	R.I. Evans, Raymond	5	0
9	C.F. Fernandes, Egbert Carmo	9	0	9	C.F. Pearce, Eric	12	0
10	L.I. Mangat, Amar Singh	15	0	10	L.I. Piper, Desmond	2	0
11	L.W. Mendonca, Aloysius Edward	11	0	11	L.W. Smart, Donald	14	0

Scores

Goal Getter				Goal Getter							
Period	Time	Name	1st Half	2nd Half	Total	1st Half	2nd Half	Total	Period	Time	Name
1st Half	26	Fernandes, Edgar Simon C.	32	23	55	F.H.	27	33	60		
			1	1	2	L.C.	3	1	4		
			1	1	2	P.C.	2	2	4		
			0	0	0	P.S.	0	0	0		
			1	0	1	Goal	0	0	0		

First Round League Pool A

Match No. 26

Time 11:40 **Japan** 1 (1—0) 0 **New Zealand** Umpire—Schinner Walter GERMANY
—Jameson, J.J. INDIA
(0—0)

Position	Name	Back No.	Goal	Position	Name	Back No.	Goal
1	G.K. Miwa, Hiroshi	1	0	1	G.K. Schaefer, William Paul	1	0
2	R.B. Yuzaki, Tsuneya	2	0	2	R.B. Patterson, Alan Joseph	2	0
3	L.B. Takashima, Akio	3	1	3	L.B. Carter, Timothy Joseph	4	0
4	R.H. Yuzaki, Katsuhiko	14	0	4	R.H. Anslow, John	10	0
5	C.H. Wakabayashi, Tetsuya	15	0	5	C.H. Cullen, John Cameron	6	0
6	L.H. Yamaoka, Toshihiko	6	0	6	L.H. Gillespie, John Ross	5	0
7	R.W. Takizawa, Kenji	7	0	7	R.W. Judge, Bruce Raymond	8	0
8	R.I. Kaoku, Shigeo	4	0	8	R.I. Maunsell, Brian Robert	9	0
9	C.F. Tanaka, Hiroshi	9	0	9	C.F. Byers, Peter William	12	0
10	L.I. Yamaguchi, Junichi	8	0	10	L.I. Bygrave, Phillip George	17	0
11	L.W. Kihara, Seiji	11	0	11	L.W. Blake, Trevor William	18	0

Scores

Goal Getter				Goal Getter							
Period	Time	Name	1st Half	2nd Half	Total	1st Half	2nd Half	Total	Period	Time	Name
1st Half	12	Takashima, Akio	29	32	61	F.H.	29	27	56		
			0	1	1	L.C.	1	0	1		
			2	1	3	P.C.	1	0	1		
			0	0	0	P.S.	0	0	0		
			1	0	1	Goal	0	0	0		

First Round League Pool B

Match No. 27

Time 14:15

Germany **0** (0—0) **0** **Malaysia** —Abrar, Ahmad **PAKISTAN**
(0—0)

Umpire—Ichikawa, Hideo JAPAN

Position	Name	Back No.	Goal	Position	Name	Back No.	Goal
1	G.K. Stephan, Rainer	1	0	1	G.K. Ho, Koh Chye	1	0
2	R.B. Thieme, Axel	2	0	2	R.B. Gurdit Singh, Ranjit S.	14	0
3	L.B. Vetter, Klaus	3	0	3	L.B. Manickam Shanmuganathan	3	0
4	R.H. Brennecke, Horst	4	0	4	R.H. Micheal, Arulraj	4	0
5	C.H. Bahner, Klaus	5	0	5	C.H. Munusamy, Doraisamy	5	0
6	L.H. Dahmlos, Horst	6	0	6	L.H. Van Huizen, Lawrence J.	6	0
7	R.W. Lippert, Lothar	7	0	7	R.W. Arumugam, Sabapathy	12	0
8	R.I. Westphal, Rolf	8	0	8	R.I. Nonis, Douglas Paul	7	0
9	C.F. Freiberger, Karl-Heinz	9	0	9	C.F. Chelliah, Paramalingam	8	0
10	L.I. Ehrlich, Dieter	10	0	10	L.I. Koh, Hock Seng	10	0
11	L.W. Krause, Adolf	11	0	11	L.W. Rajaratnam, Yogeswaran	11	0

Scores

Goal Getter				Goal Getter			
Period	Time	Name	Goal	Period	Time	Name	Goal
1st Half	32		27	1st Half	31		32
2nd Half	2	1	3	2nd Half	0	1	1
	1	2	3		2	1	3
	0	0	0		0	0	0
	0	0	0		0	0	0

First Round League Pool B

Match No. 28

Time 14:15

India **6** (1—0) **0** **Hong Kong** —Bedelis, T. C. **AUSTRALA**
(5—0)

Umpire—Eaves, Kendrick BRITAIN

Position	Name	Back No.	Goal	Position	Name	Back No.	Goal
1	G.K. Laxman, S.	1	0	1	G.K. Kadir, Slawee	1	0
2	R.B. Singh, Prithi Pal	13	2	2	R.B. Grewal, Harnam Singn	2	0
3	L.B. Singh, Dhara M.	3	0	3	L.B. Monteiro, John Jude	12	0
4	R.H. Mohinder, Lal	4	0	4	R.H. Rahman, Kader	13	0
5	C.H. Singh, Charanjit	5	0	5	C.H. Silva, Joao Bosco Quevedo	5	0
6	L.H. Singh, Gurbux	2	0	6	L.H. Da Silva, Rui Ayres	6	0
7	R.W. Singh, Joginder	7	0	7	R.W. Castro, Daniel Francisco	9	0
8	R.I. Peter, V. J.	15	0	8	R.I. Dallah, Omar Kachung	8	0
9	C.F. Harbinder, Singh	9	2	9	C.F. Gardner, Packey Benjamin	10	0
10	L.I. Kaushik, Hari Pal	8	0	10	L.I. Guterres, Lionel H.	11	0
11	L.W. Singh, Darshan	11	2	11	L.W. Singh, Kuldip	7	0

Scores

Goal Getter				Goal Getter			
Period	Time	Name	Goal	Period	Time	Name	Goal
1st Half	24	Singh, Prithi Pal	25	1st Half	32		24
2nd Half	4	Singh, Darshan	3	2nd Half	0	0	0
	5	Harbinder, Singh	6		0	0	0
	7	Singh, Prithi Pali	0		0	0	0
	11	Harbinder, Singh	1		0	0	0
	15	Singh, Darshan	5		0	0	0

First Round League Pool A

Match No. 29

Umpire—Jameson, J. J. INDIA

Time 10:00 **Australia** 2 (1—0) 1 **New Zealand** —Mudaliar, Sundaram INDIA
(1—1)

Position	Name	Back No.	Goal	Position	Name	Back No.	Goal
1	G.K. Waters, Antony	16	0	1	G.K. Schaefer, William Paul	1	0
2	R.B. McWatters, Donald	9	0	2	R.B. Patterson, Alan Joseph	2	1
3	L.B. Crossman, Mervyn	3	0	3	L.B. Kerr, John	3	0
4	R.H. McBryde, John	1	0	4	R.H. Gillespie, John Ross	5	0
5	C.H. Pearce, Julian	13	0	5	C.H. Cullen, John Cameron	6	0
6	L.H. Wood, Graham	15	0	6	L.H. Carter, Timothy Joseph	4	0
7	R.W. Hodder, Robin	7	1	7	R.W. Judge, Bruce Raymond	8	0
8	R.I. Evans, Raymond	5	0	8	R.I. Anslow, John	10	0
9	C.F. Pearce, Eric	12	1	9	C.F. Judge, Charles Grantley	11	0
10	L.I. Nilan, Patrick	11	0	10	L.I. Bygrave, Phillip George	17	0
11	L.W. Smart, Donald	14	0	11	L.W. Blake, Trevor William	18	0

Scores

Goal Getter								Goal Getter					
Period	Time	Name		1st Half	2nd Half	Total		1st Half	2nd Half	Total	Period	Time	Name
1st Half	2	Hodder, Robin		18	19	37	F.H.	22	23	45	2nd Half	28	Patterson, Alan Joseph
2nd Half	8	Pearce, Eric		1	2	3	L.C.	2	1	3			
				1	1	2	P.C.	3	3	6			
				0	0	0	P.S.	0	0	0			
				1	1	2	Goal	0	1	1			

First Round League Pool A

Match No. 30

Umpire—Schinner, Walter GERMANY

Time 10:00 **Kenya** 0 (0—1) 2 **Japan** —Van Donselaar, J. Abraham NETHLAND
(0—1)

Position	Name	Back No.	Goal	Position	Name	Back No.	Goal
1	G.K. Simonian, John Levon	12	0	1	G.K. Miwa, Hiroshi	1	0
2	R.B. Vaz, Anthony Querobino E.	2	0	2	R.B. Yuzaki, Tsuneya	2	0
3	L.B. Sohal, Avtar Singh	3	0	3	L.B. Takashima, Akio	3	0
4	R.H. Aggarwal, Krishan Kumar	14	0	4	R.H. Yuzaki, Katsuhiko	14	0
5	C.H. Panesar, Surjeet Singh	5	0	5	C.H. Wakabayashi, Tetsuya	15	0
6	L.H. Fernandes, Silvester	6	0	6	L.H. Yamaoka, Toshihiro	6	0
7	R.W. Fernandes, Leo C. D.	16	0	7	R.W. Takizawa, Kenji	7	0
8	R.I. Fernandes, Edgar Simon C.	8	0	8	R.I. Kaoku, Shigeo	4	0
9	C.F. Fernandes, Egbert Carmo	9	0	9	C.F. Tanaka, Hiroshi	9	1
10	L.I. Mangat, Amar Singh	15	0	10	L.I. Yamaguchi, Junichi	8	1
11	L.W. Mendonca, Aloysius Edward	11	0	11	L.W. Kihara, Seiji	11	0

Scores

Goal Getter								Goal Getter					
Period	Time	Name		1st Half	2nd Half	Total		1st Half	2nd Half	Total	Period	Time	Name
				26	23	49	F.H.	32	31	63	1st Half	27	Yamaguchi, Junichi
				0	2	2	L.C.	3	2	5	2nd Half	4	Tanaka, Hiroshi
				0	1	1	P.C.	2	4	6			
				0	0	0	P.S.	0	0	0			
				0	0	0	Goal	1	1	2			

First Round League Pool A

Match No. 31

Time 11:40

Umpire—Kelly, Henry Douglas NZEALAND
—McLaren, M.C. BRITAIN

Pakistan 6 (4—0) 0 Rhodesia

(2—0)

Position	Name	Back No.	Goal	Position	Name	Back No.	Goal
1	G.K. Hamid, Abdul	12	0	1	G.K. Brain, Dereck Hayden	1	0
2	R.B. Ahmad, Munir	2	0	2	R.B. Robertson, Robert Gordon	4	0
3	L.B. Atif, Manzoor Hussain	3	1	3	L.B. Faulds, Beverly F. J.	2	0
4	R.H. Anwar, Saeed	4	0	4	R.H. Mc Phun, John David	5	0
5	C.H. Ahmad, Anwar	5	0	5	C.H. Barbour, Roy Hilton	9	0
6	L.H. Rashid, Muhammad	6	0	6	L.H. Mackay, Ian Reay	8	0
7	R.W. Mahmood, Khalid	7	1	7	R.W. Spence, Ronald John	14	0
8	R.I. Din, Zaka	8	0	8	R.I. Turpin, William Homan	6	0
9	C.F. Afzal, Muhammad	17	3	9	C.F. Koch, Lloyd Bowen	10	0
10	L.I. Asad, Muhammad	10	1	10	L.I. Ulyyett, Robert Bassett	12	0
11	L.W. Ullah, Muti	11	0	11	L.W. Cumming, Graham Charles	15	0

Scores

Goal Getter								Goal Getter			
Period	Time	Name	Goals	Period	Time	Name	Goals	Period	Time	Name	Goals
1st Half	6	Afzal, Muhammad	16	F.H.	29	19	48	1st Half	16	Warren, Victor Henry V.	1
	18	Afzal, Muhammad	3	L.C.	1	0	1		1	Muschs, Andre	2
	19	Mahmood, Khalid	4	P.C.	1	0	1		9	Muschs, Andre	1
	22	Asad, Muhammad	1	P.S.	0	0	0		20	Muschs, Andre	0
2nd Half	22	Afzal, Muhammad	4	Goal	1	0	1		24	Van Beuren, Eric	1
	27	Atif, Manzoor Hussain	4								

First Round League Pool B

Match No. 32

Time 10:00

Umpire—Ichikawa, Hideo JAPAN
—Matsunawa, Takashi JAPAN

Belgium 5 (1—1) 1 Canada

(4—0)

Position	Name	Back No.	Goal	Position	Name	Back No.	Goal
1	G.K. Berger, Michel	1	0	1	G.K. Preston, Harry Neil	19	0
2	R.B. Vanderstappen, Jacques	2	0	2	R.B. Wright, Lee Madison	3	0
3	L.B. Moussiaux, Daniel	3	0	3	L.B. Johnston, Raymond Ian	6	0
4	R.H. Muschs, Michel	14	0	4	R.H. Buckland, Peter Channing	9	0
5	C.H. Le Clerc, Jean-Louis	5	0	5	C.H. Young, John Gilbert	5	0
6	L.H. Bernaert, Yves	6	0	6	L.H. Ruttle, Reginald P. S.	8	0
7	R.W. Ravinet, Claude	8	0	7	R.W. Ronan, Oerara Christopher	15	0
8	R.I. Rens, Freddy	15	0	8	R.I. Aldridge, Ronald Charles	1	0
9	C.F. Muschs, Andre	9	3	9	C.F. Chopping, Richard James	10	0
10	L.I. Verhoeven, Guy	10	0	10	L.I. Raphael, Alan Mervyn	13	0
11	L.W. Van Beuren, Eric	16	2	11	L.W. Warren, Victor Henry V.	2	1

Scores

Goal Getter								Goal Getter			
Period	Time	Name	Goals	Period	Time	Name	Goals	Period	Time	Name	Goals
1st Half	12	Van Beuren, Eric	40	F.H.	22	19	41	1st Half	16	Warren, Victor Henry V.	1
2nd Half	1	Muschs, Andre	2	L.C.	0	0	0		1	Muschs, Andre	2
	9	Muschs, Andre	1	P.C.	1	0	1		9	Muschs, Andre	1
	20	Muschs, Andre	0	P.S.	0	0	0		20	Muschs, Andre	0
	24	Van Beuren, Eric	1	Goal	1	0	1		24	Van Beuren, Eric	1

First Round League Pool B

Match No. 37

Time 10:00

Netherlands 2 (0—0) 0Umpire—Balmer, John BRITAIN
—Matsunawa, Takashi JAPAN

Position	Name	Back No.	Goal	Position	Name	Back No.	Goal
1	G.K. Veentjer, Jan	16	0	1	G.K. Ho, Koh Chye	1	0
2	R.B. Leemhuis, Jacob Pieter	10	0	2	R.B. Gurdit Singh, Ranjit S.	14	0
3	L.B. Terlingen, Theodorus B. M.	15	0	3	L.B. Manickam, Shanmuganathan	3	0
4	R.H. Fokker, Johan Pieter	5	0	4	R.H. Micheal, Arulraj	4	0
5	C.H. Mijnaerends, Johan C.	11	0	5	C.H. Munusamy, Doraisamy	5	0
6	L.H. Elffers, John Robert	3	0	6	L.H. Van Huizen, Lawrence J.	6	0
7	R.W. Coster Van Voorhout, C. V.	2	0	7	R.W. Arumugam, Sabapathy	12	0
8	R.I. Van T Hooft, Jan Francis	7	1	8	R.I. Nonis, Douglas Paul	7	0
9	C.F. Zweerts, Guillaum F.	19	0	9	C.F. Chelliah, Paramalingam	8	0
10	L.I. Van Vroonhoven, Th. J. M. V.	18	1	10	L.I. Koh, Hock Seng	10	0
11	L.W. Van Rossem, Erik	12	0	11	L.W. Rajaratnam, Yogeswaran	11	0

Scores

Goal Getter						Goal Getter					
Period	Time	Name	1st Half	2nd Half	Total	Period	Time	Name	1st Half	2nd Half	Total
2nd Half	13	Van T Hooft, Jan Francis	32	32	64	F.H.	31	23	54		
	18	Van Vroonhoven, Th.J.M.V.	0	1	1	L.C.	1	1	2		
			2	1	3	P.C.	1	0	1		
			0	0	0	P.S.	0	0	0		
			0	2	2	Goal	0	0	0		

First Round League Pool B

Match No. 38

Time 11:40

India 3 (1—0) 0Umpire—Thomson, Lyle BRITAIN
—Pelkman, Jan Nieulant BRITAIN

Position	Name	Back No.	Goal	Position	Name	Back No.	Goal
1	G.K. Laxman, S.	1	0	1	G.K. Preston, Harry Neil	19	0
2	R.B. Singh, Prithi Pal	13	1	2	R.B. Wright, Lee Madison	3	0
3	L.B. Singh, Dhara M.	3	0	3	L.B. Johnston, Raymond Ian	6	0
4	R.H. Singh, Jagjit	16	0	4	R.H. Young, John Gilbert	5	0
5	C.H. Singh, Charanjit	5	0	5	C.H. Chopping, Richard James	10	0
6	L.H. Singh, Gurbux	2	0	6	L.H. Anderson, Derrick John	11	0
7	R.W. Singh, Joginder	7	0	7	R.W. Warren, Victor Henry V.	2	0
8	R.I. Peter, V. J.	15	0	8	R.I. Buckland, Peter Channing	9	0
9	C.F. Harbinder, Singh	9	2	9	C.F. Ronan, Oerara Christopher	15	0
10	L.I. Kaushik, Hari Pal	8	0	10	L.I. Raphael, Alan Mervyn	13	0
11	L.W. Singh, Darshan	11	0	11	L.W. Boyd, Anthony Donald	4	0

Scores

Goal Getter						Goal Getter					
Period	Time	Name	1st Half	2nd Half	Total	Period	Time	Name	1st Half	2nd Half	Total
1st Half	12	Harbinder, Singh	34	34	68	F.H.	28	33	61		
2nd Half	15	Singh, Prithi Pal	2	1	3	L.C.	0	0	0		
		31 Harbinder, Singh	4	3	7	P.C.	0	0	0		
			0	0	0	P.S.	0	0	0		
			1	2	3	Goal	0	0	0		

First Round League Pool B

Match No. 39

Time 11:40

Umpire—McLaren, M.C. BRITAIN
—Ichikawa, Hideo JAPAN

Spain **4** (1—0) **0** **Hong Kong**
(3—0)

Position	Name	Back No.	Goal	Position	Name	Back No.	Goal
1	G.K. Del Coso, Carlos	1	0	1	G.K. Kadir, Slawee	1	0
2	R.B. Colomer, Jose	2	1	2	R.B. Grewal, Harnam Singh	2	0
3	L.B. Solaun, Julio	3	0	3	L.B. Khan, Farid	3	0
4	R.H. Echevarria, Jaime	17	0	4	R.H. McCosh, Frederic Samuel	4	0
5	C.H. Dinares, Jose Antonio	5	0	5	C.H. Silva, Joao Bosco Quevedo	5	0
6	L.H. Ventallo, Narciso	6	0	6	L.H. Dillon, Sarinder Singh	15	0
7	R.W. Macaya, Ignacio	7	0	7	R.W. Singh, Kuldip	7	0
8	R.I. Amat, Jaime	8	0	8	R.I. Dallah, Omar Kachung	8	0
9	C.F. Amat, Francisco	9	1	9	C.F. Castro, Daniel Francisco	9	0
10	L.I. Dualde, Eduardo	10	1	10	L.I. Gardner, Packey Benjamin	10	0
11	L.W. Vidal, Jorge	11	1	11	L.W. Guterres, Lionel H.	11	0

Scores

Goal Getter				Goal Getter			
Period	Time	Name	Goal	Period	Time	Name	Goal
1st Half	1	Vidal, Jorge	63	F.H.	30	35	65
2nd Half	7	Colomer, Jose	9	L.C.	1	0	1
	22	Dualde, Eduardo	3	P.C.	0	0	0
	33	Amat, Francisco	1	P.S.	0	0	0
			4	Goal	0	0	0

First Round League Pool B

Match No. 40

Time 11:40

Umpire—McDowell, James AUSTRALA
—Bedells, T. C. AUSTRALA

Germany **0** (0—0) **0** **Belgium**
(0—0)

Position	Name	Back No.	Goal	Position	Name	Back No.	Goal
1	G.K. Stephan, Rainer	1	0	1	G.K. Buisset, Jean-Marie	12	0
2	R.B. Thieme, Axel	2	0	2	R.B. Vanderstappen, Jacques	2	0
3	L.B. Vetter, Klaus	3	0	3	L.B. Lorette, Franz	13	0
4	R.H. Brennecke, Horst	4	0	4	R.H. Muschs, Michel	14	0
5	C.H. Bahner, Klaus	5	0	5	C.H. Le Clerc, Jean-Louis	5	0
6	L.H. Dahmlos, Horst	6	0	6	L.H. Remy, Jacques	4	0
7	R.W. Lippert, Lothar	7	0	7	R.W. Ravinet, Claude	8	0
8	R.I. Westphal, Rolf	8	0	8	R.I. Rens, Freddy	15	0
9	C.F. Freiburger, Karl-Heinz	9	0	9	C.F. Muschs, Andre	9	0
10	L.I. Ehrlich, Dieter	10	0	10	L.I. Bernaert, Yves	6	0
11	L.W. Krause, Adolf	11	0	11	L.W. Roersch, Jean-Louis	11	0

Scores

Goal Getter				Goal Getter			
Period	Time	Name	Goal	Period	Time	Name	Goal
1st Half	39		71	F.H.	27	30	57
	4		6	L.C.	0	0	0
	1		3	P.C.	2	0	2
	0		0	P.S.	0	0	0
	0		0	Goal	0	0	0

First Round League Pool A

Match No. 41

Time 14:15

Japan 2 (1—0) 1 **Rhodesia**
(1—1)

Umpire—Hussain, Iqbal PAKISTAN
—Ayub, S.M. PAKISTAN

Position	Name	Back	No.	Goal	Position	Name	Back	No.	Goal
1	G.K. Miwa, Hiroshi		1	0	1	G.K. Brain, Dereck Hayden		1	0
2	R.B. Yuzaki, Tsuneya		2	0	2	R.B. Robertson, Robert Gordon		4	0
3	L.B. Takashima, Akio		3	2	3	L.B. Van Blomestein, Kevin A.		3	0
4	R.H. Yuzaki, Katsuhiro		14	0	4	R.H. Mc Phun, John David		5	0
5	C.H. Iwahashi, Kunio		5	0	5	C.H. Turpin, William Homan		6	0
6	L.H. Yamaoka, Toshihiko		6	0	6	L.H. Beets, Derrick John		7	0
7	R.W. Takizawa, Kenji		7	0	7	R.W. Spence, Ronald John		14	1
8	R.I. Kaoku, Shigeo		4	0	8	R.I. Unger, Anthony Charles		11	0
9	C.F. Tanaka, Hiroshi		9	0	9	C.F. Koch, Lloyd Bowen		10	0
10	L.I. Yamaguchi, Junichi		8	0	10	L.I. Ulllyett, Robert Bassett		12	0
11	L.W. Kihara, Seiji		11	0	11	L.W. Cumming, Graham Charles		15	0

Scores

Goal Getter								Goal Getter			
Period	Time	Name	Goals	Period	Time	Name	Goals	Period	Time	Name	Goals
1st Half	34	Takashima, Akio	65	F.H.	28	23	51	2nd Half	34	Spence, Ronald John	1
2nd Half	15	Takashima, Akio	2	L.C.	1	0	1				
			6	P.C.	0	0	0				
			0	P.S.	0	0	0				
			2	Goal	0	1	1				

First Round League Pool A

Match No. 42

Time 14:15

Pakistan 2 (1—0) 0 **New Zealand**
(1—0)

Umpire—Elgershuizen, L.A. NETHLAND
—Lathouwers, A. Francois NETHLAND

Position	Name	Back	No.	Goal	Position	Name	Back	No.	Goal
1	G.K. Hamid, Abdul		12	0	1	G.K. Schaefer, William Paul		1	0
2	R.B. Ahmad, Munir		2	1	2	R.B. Patterson, Alan Joseph		2	0
3	L.B. Aziz, Tariq		13	0	3	L.B. Kerr, John		3	0
4	R.H. Anwar, Saeed		4	0	4	R.H. Gillespie, John Ross		5	0
5	C.H. Ahmad, Anwar		5	0	5	C.H. Cullen, John Cameron		6	0
6	L.H. Rashid, Muhammad		6	0	6	L.H. Barnes, Ernest		7	0
7	R.W. Mahmood, Khalid		7	0	7	R.W. Judge, Bruce Raymond		8	0
8	R.I. Din, Zaka		8	0	8	R.I. Anslow, John		10	9
9	C.F. Afzal, Muhammad		17	1	9	C.F. Judge, Charles Grantley		11	0
10	L.I. Asad, Muhammad		10	0	10	L.I. Byers, Peter William		12	0
11	L.W. Ullah, Muti		11	0	11	L.W. Bygrave, Phillip George		17	0

Scores

Goal Getter								Goal Getter			
Period	Time	Name	Goals	Period	Time	Name	Goals	Period	Time	Name	Goals
1st Half	19	Ahmad, Munir	54	F.H.	33	24	57				
2nd Half	16	Afzal, Muhammad	2	L.C.	0	1	1				
			9	P.C.	0	0	0				
			0	P.S.	0	0	0				
			2	Goal	0	0	0				

First Round League Pool B

Match No. 43

Time 10:00

Germany 1 (0—1) 1 **Hong Kong**
 (1—0)

Umpire—Abrar, Ahmad PAKISTAN
 —Gurusewak, Singh INDIA

Position	Name	Back No.	Goal	Position	Name	Back No.	Goal
1	G.K. Stephan, Rainer	1	0	1	G.K. Kadir, Slawee	1	0
2	R.B. Thieme, Axel	2	0	2	R.B. Grewal, Harnam Singh	2	0
3	L.B. Vetter, Klaus	3	0	3	L.B. Khan, Farid	3	0
4	R.H. Brennecke, Horst	4	0	4	R.H. McCosh, Frederic Samuel	4	0
5	C.H. Bahner, Klaus	5	0	5	C.H. Gardner, Packey Benjamin	10	0
6	L.H. Dahmlos, Horst	6	0	6	L.H. Collaco, Joaquim Jose Jr.	14	0
7	R.W. Lippert, Lothar	7	0	7	R.W. Cunha, Jose Policarpo Da	17	0
8	R.I. Westphal, Rolf	8	0	8	R.I. Dallah, Omar Kachung	8	0
9	C.F. Freiberger, Karl-Heinz	9	1	9	C.F. Castro, Daniel Francisco	9	0
10	L.I. Ehrlich, Dieter	10	0	10	L.I. Singh, Kuldip	7	0
11	L.W. Krause, Adolf	11	0	11	L.W. Guterres, Lionel H.	11	1

Scores

Goal Getter				Goal Getter			
Period	Time	Name	Goal	Period	Time	Name	Goal
2nd Half	34	Freiberger, Karl-Heinz	1	1st Half	12	Guterres, Lionel H.	1
			12				33
			2				8
			4				6
			0				0
			0				1
			1				1

First Round League Pool B

Match No. 44

Time 10:00

Malaysia 3 (1—1) 1 **Canada**
 (2—0)

Umpire—Bedells, T. C. AUSTRALIA
 —Chopra, Gurcharan Lall KENYA

Position	Name	Back No.	Goal	Position	Name	Back No.	Goal
1	G.K. Ho, Koh Chye	1	0	1	G.K. Preston, Harry Neil	19	0
2	R.B. Gurdit Singh, Ranjit S.	14	0	2	R.B. Wright, Lee Madison	3	0
3	L.B. Manickam, Shanmuganathan	3	1	3	L.B. Johnston, Raymond Ian	6	0
4	R.H. Kunaratnam, Alagaratnam	15	0	4	R.H. Young, John Gilbert	5	1
5	C.H. Munusamy, Doraisamy	5	0	5	C.H. Chopping, Richard James	10	0
6	L.H. Micheal, Arulraj	4	0	6	L.H. Anderson, Derrick John	11	0
7	R.W. Arumugam, Sabapathy	12	0	7	R.W. Vander Pyl, Arend Peter	16	0
8	R.I. Nonis, Douglas Paul	7	1	8	R.I. Buckland, Peter Channing	9	0
9	C.F. Chelliah, Paramalingam	8	0	9	C.F. Ronan, Oerara Christopher	15	0
10	L.I. Koh, Hock Seng	10	0	10	L.I. Raphael, Alan Mervyn	13	0
11	L.W. Rajaratnam, Yogeswaran	11	1	11	L.W. Warren, Victor Henry V.	2	0

Scores

Goal Getter				Goal Getter			
Period	Time	Name	Goal	Period	Time	Name	Goal
1st Half	22	Manickam, Shanmuganathan	1	1st Half	34	Young, John Gilbert	1
			22				44
			1				1
			2				5
			0				0
			1				2

First Round League Pool B

Match No. 45

Time 10:00

Spain 3 (2—0) 0 Belgium Umpire—Hussain, Iqbal PAKISTAN
 —Ayub, S.M. PAKISTAN
 (1—0)

Position	Name	Back No.	Goal	Position	Name	Back No.	Goal
1	G.K. Del Coso, Carlos	1	0	1	G.K. Buisset, Jean-Marie	12	0
2	R.B. Colomer, Jose	2	0	2	R.B. Vanderstappen Jacques	2	0
3	L.B. Solaun, Julio	3	0	3	L.B. Lorette, Franz	13	0
4	R.H. Calzado, Juan Angel	4	0	4	R.H. Muschs, Michel	14	0
5	C.H. Dinares, Jose Antonio	5	0	5	C.H. Le Clerc, Jean-Louis	5	0
6	L.H. Ventallo, Narciso	6	0	6	L.H. Remy, Jacques	4	0
7	R.W. Macaya, Ignacio	7	0	7	R.W. Miserque, Guy	7	0
8	R.I. Amat, Jaime	8	0	8	R.I. Verhoeven, Guy	10	0
9	C.F. Amat, Francisco	9	3	9	C.F. Muschs, Andre	9	0
10	L.I. Dualde, Eduardo	10	0	10	L.I. Bernaert, Yves	6	0
11	L.W. Vidal, Jorge	11	0	11	L.W. Van Beuren, Eric	16	0

Scores

Goal Getter				Goal Getter			
Period	Time	Name	Goal	Period	Time	Name	Goal
1st Half	15	Amat, Francisco	1	F.H.	36	30	66
	23	Amat, Francisco	1	L.C.	0	2	2
2nd Half	14	Amat, Francisco	1	P.C.	1	1	2
			0	P.S.	0	0	0
			2	Goal	0	0	0

First Round League Pool A

Match No. 46

Time 11:40

Great Britain 1 (0—0) 0 Japan Umpire—Jameson, J. J. INDIA
 —Mudaliar, Sundaram INDIA
 (1—0)

Position	Name	Back No.	Goal	Position	Name	Back No.	Goal
1	G.K. Fishwick, Paul Darrell	1	0	1	G.K. Miwa, Hiroshi	1	0
2	R.B. Neill, John Whitley	2	0	2	R.B. Yuzaki, Thuneya	2	0
3	L.B. Judge, Harold David	3	0	3	L.B. Takashima, Akio	3	0
4	R.H. Wilman, David	4	0	4	R.H. Yuzaki, Katsuhiko	14	0
5	C.H. Deegan, James F. A.	9	0	5	C.H. Wakabayashi, Tetsuya	15	0
6	L.H. Page, Alan Graham	8	0	6	L.H. Yamaoka, Toshihiko	6	0
7	R.W. Hindle, John	11	0	7	R.W. Takizawa, Kenji	7	0
8	R.I. Veit, David Michael	14	0	8	R.I. Kaoku, Shigeo	4	0
9	C.F. Cutter, Geoffrey Michale	15	1	9	C.F. Tanaka, Hiroshi	9	0
10	L.I. Langhorne, Chris John	12	0	10	L.I. Yamaguchi, Junichi	8	0
11	L.W. Miller, Derek Robert	17	0	11	L.W. Kihara, Seiji	11	0

Scores

Goal Getter				Goal Getter			
Period	Time	Name	Goal	Period	Time	Name	Goal
2nd Half	26	Cutter, Geoffrey Michael	1	F.H.	18	25	43
			2	L.C.	0	0	0
			1	P.C.	1	2	3
			0	P.S.	0	0	0
			0	Goal	0	0	0

First Round League Pool A

Match No. 47

Time 11:40

Pakistan 2 (1—1) **1**

Umpire—Schinner, Walter GERMANY

—Trapper, Karl GERMANY

(1—0)

Position	Name	Back No.	Goal	Position	Name	Back No.	Goal
1	G.K. Hamid, Abdul	12	0	1	G.K. Waters, Antony	16	0
2	R.B. Ahmad, Munir	2	0	2	R.B. McWatters, Donald	9	0
3	L.B. Atif, Manzoor Hussain	3	1	3	L.B. Glencross, Brian	6	0
4	R.H. Anwar, Saeed	4	0	4	R.H. McBryde, John	1	0
5	C.H. Ahmad, Anwar	5	0	5	C.H. Pearce, Julian	13	0
6	L.H. Rashid, Muhammad	6	0	6	L.H. Wood, Graham	15	0
7	R.W. Mahmood, Khalid	7	0	7	R.W. Hodder, Robin	7	0
8	R.I. Din, Zaka	8	0	8	R.I. Evans, Raymond	5	0
9	C.F. Afzal, Muhammad	17	0	9	C.F. Pearce, Eric	12	0
10	L.I. Asad, Muhammad	10	1	10	L.I. Nilan Patrick	11	1
11	L.W. Ullah, Muti	11	0	11	L.W. Smart, Donald	14	0

Scores

Goal Getter								Goal Getter				
Period	Time	Name	1st Half	2nd Half	Total	1st Half	2nd Half	Total	Period	Time	Name	
1st Half	25	Atif, Manzoor Hussain	26	30	56	F.H.	28	27	55	1st Half	13	Nilan, Patrick
2nd Half	11	Asad, Muhammad	0	0	0	L.C.	0	0	0			
			2	2	4	P.C.	0	1	1			
			0	0	0	P.S.	0	0	0			
			1	1	2	Goal	1	0	1			

First Round League A

Match No. 48

Time 11:40

New Zealand 1 (0—0) **2**

Umpire—Thomson, Lyle BRITAIN

—Lelli, Rino ITALY

(1—2)

Position	Name	Back No.	Goal	Position	Name	Back No.	Goal
1	G.K. Schaefer William Paul	1	0	1	G.K. Brain, Dereck Havden	1	0
2	R.B. Patterson, Alan Joseph	2	1	2	R.B. Robertson, Robert Gordon	4	0
3	L.B. Carter, Timothy Joseph	4	0	3	L.B. Van Blomestein, Kevin A.	3	0
4	R.H. Gillespie, John Ross	5	0	4	R.H. McPhun, John David	5	0
5	C.H. Cullen, John Cameron	6	0	5	C.H. Turpin, William Homan	6	0
6	L.H. Barnes, Ernest	7	0	6	L.H. Mackay, Ian Reay	8	0
7	R.W. Judge Bruce Raymond	8	0	7	R.W. Tomlinson Desmond Neame	13	1
8	R.I. Anslow John	10	0	8	R.I. Spence, Ronald John	14	0
9	C.F. Byers, Peter William	12	0	9	C.F. Koch, Lloyd Bowen	10	1
10	L.I. Bygrave, Phillip George	17	0	10	L.I. Ullyett, Robert Bassett	12	0
11	L.W. Blake, Trevor William	18	0	11	L.W. Cumming, Graham Charles	15	0

Scores

Goal Getter								Goal Getter				
Period	Time	Name	1st Half	2nd Half	Total	1st Half	2nd Half	Total	Period	Time	Name	
2nd Half	26	Patterson, Alan Joseph	31	30	61	F.H.	34	29	63	2nd Half	32	Koch, Lloyd Bowen
			4	6	10	L.C.	0	1	1		33	Tomlinson,
			5	3	8	P.C.	1	1	2			Desmond Neame
			0	0	0	P.S.	0	0	0			
			0	1	1	Goal	0	2	2			

Match for 5th and 6th Places

Match No. 51

Umpire—McDowell, James AUSTRALIA

Time 12:00

Germany 5 (3—1) 1 Japan
(2—0)

—Jameson, J. J. INDIA

Position	Name	Back No.	Goal	Position	Name	Back No.	Goal
1	G.K. Stephan, Rainer	1	0	1	G.K. Miwa, Hiroshi	1	0
2	R.B. Thieme, Axe	2	0	2	R.B. Wakabayashi, Tetsuya	15	0
3	L.B. Vetter, Klaus	3	0	3	L.B. Takashima, Akio	3	0
4	R.H. Brennecke, Horst	4	0	4	R.H. Yuzaki, Katsuhiro	14	0
5	C.H. Banner, Klaus	5	0	5	C.H. Yuzaki, Tsuneya	2	0
6	L.H. Dahmlos, Horst	6	0	6	L.H. Yamaoka, Toshihiko	6	0
7	R.W. Lippert, Lothar	7	0	7	R.W. Takizawa, Kenji	7	0
8	R.I. Westphal, Rolt	8	3	8	R.I. Yamaguchi, Junichi	8	0
9	C.F. Freiburger, Karl-Heinz	9	2	9	C.F. Tanaka, Hiroshi	9	0
10	L.I. Ehrlich, Dieter	10	0	10	L.I. Okabe, Michio	10	0
11	L.W. Krause, Adolf	11	0	11	L.W. Kihara, Seiji	11	1

Scores

Goal Getter				Goal Getter			
Period	Time	Name	Goal	Period	Time	Name	Goal
1st Half	18	Freiburger, Karl-Heinz	1	1st Half	13	Kihara, Seiji	1
	22	Westphal, Rolf	1				
	30	Freiburger, Karl-Heinz	1				
2nd Half	30	Westphal, Rolf	1				
	34	Westphal, Rolf	1				

Semi-Final

Match No. 52

Umpire—Balmer, John BRITAIN

Time 12:15

Pakistan 3 (1—0) 0 Spain
(2—0)

—Handley, Baynerd BRITAIN

Position	Name	Back No.	Goal	Position	Name	Back No.	Goal
1	G.K. Hamid, Abdul	12	0	1	G.K. Del Coso, Carlos	1	0
2	R.B. Ahmad, Munir	2	2	2	R.B. Dualde, Eduardo	10	0
3	L.B. Atif, Manzoor Hussain	3	0	3	L.B. Solaun, Julio	3	0
4	R.H. Anwer, Saeed	4	0	4	R.H. Calzado, Juan Angel	4	0
5	C.H. Ahmad, Anwar	5	0	5	C.H. Dinares, Jose Antonio	5	0
6	L.H. Rashid, Muhammad	6	0	6	L.H. Ventallo, Narciso	6	0
7	R.W. Mahmood, Khalid	7	0	7	R.W. Macaya, Ignacio	7	0
8	R.I. Din, Zaka	8	1	8	R.I. Usoz, Luis Maria	13	0
9	C.F. Afzal, Muhammad	17	0	9	C.F. Amat, Jaime	8	0
10	L.I. Asad, Muhammad	10	0	10	L.I. Amat, Pedro	16	0
11	L.W. Ullah, Muti	11	0	11	L.W. Vidal, Jorge	11	0

Scores

Goal Getter				Goal Getter			
Period	Time	Name	Goal	Period	Time	Name	Goal
1st Half	16	Ahmad, Munir	1				
2nd Half	5	Ahmad, Munir	1				
	26	Din, Zaka	1				

Semi-Final

Match No. 53

Time 13:55

India 3 (3—1) 1 Australia Umpire—Lathowers, A. Francois NETHLAND
 —Schinner, Walter GERMANY
 (0—0)

Position	Name	Back No.	Goal	Position	Name	Back No.	Goal
1	G.K. Laxman, S.	1	0	1	G.K. Dearing, Paul	4	0
2	R.B. Singh, Prithi Pal	13	2	2	R.B. McWatters, Donald	9	0
3	L.B. Singh, Dhara M.	3	0	3	L.B. Glencross, Brian	6	0
4	R.H. Mohinder, Lal	4	1	4	L.H. McBryde, John	1	0
5	C.H. Singh, Charanjit	5	0	5	C.H. Pearce, Julian	13	0
6	L.H. Singh, Gurbux	2	0	6	L.H. Wood, Graham	15	0
7	R.W. Singh, Joginder	7	0	7	R.W. Hodder, Robin	7	0
8	R.I. Peter, V. J.	15	0	8	R.I. Evans, Raymond	5	0
9	C.F. Harbinder, Singh	9	0	9	C.F. Pearce, Eric	12	0
10	L.I. Kaushik, Hari Pal	8	0	10	L.I. Nilan, Patrick	11	1
11	L.W. Singh, Darshan	11	0	11	L.W. Smart, Donald	14	0

Scores

Goal Getter				Goal Getter			
Period	Time	Name	Goal	Period	Time	Name	Goal
1st Half	22	Singh, Prithi Pal	1	1st Half	11	Nilan, Patrick	1
	23	Mohinder, Lal	1				
	25	Singh, Prithi Pal	1				
			3				

Match for 5th and 6th Places

Match No. 54

Time 13:55

Kenya 0 (0—1) 3 Germany Umpire—McCowell, James AUSTRALIA
 —Lelli, Rino ITALY
 (0—2)

Position	Name	Back No.	Goal	Position	Name	Back No.	Goal
1	G.K. Simonian, John Levon	12	0	1	G.K. Stephan, Rainer	1	0
2	R.B. Vaz, Anthony Querobino E.	2	0	2	R.B. Thieme, Axel	2	0
3	L.B. Sohal, Avtar Singh	3	0	3	L.B. Vetter, Klaus	3	0
4	R.H. Matharu, Santokh Singh	4	0	4	R.H. Brennecke, Horst	4	0
5	C.H. Panesar, Surjeet Singh	5	0	5	C.H. Bahner, Klaus	5	0
6	L.H. Fernandes, Silvester	6	0	6	L.H. Dahmlos, Horst	6	0
7	R.W. Fernandes, Leo C. D.	16	0	7	R.W. Hanschke, Reiner	13	0
8	R.I. Fernandes, Edger Simon C.	8	0	8	R.I. Westphal, Rolf	8	0
9	C.F. Fernandes, Egbert Carmo	9	0	9	C.F. Lippert, Lothar	7	1
10	L.I. Mangat, Amar Singh	15	0	10	L.I. Ehrlich, Dieter	10	2
11	L.W. Mendonca, Aloysius Edward	11	0	11	L.W. Krause, Adolf	11	0

Scores

Goal Getter				Goal Getter			
Period	Time	Name	Goal	Period	Time	Name	Goal
1st Half	20		0	1st Half	6	Lippert, Lothar	1
	21		0	2nd Half	6	Ehrlich, Dieter	1
			1		22	Ehrlich, Dieter	1
			3				
			0				
			0				

Match for 3rd and 4th Places

Match No. 55

Time 12:15

Umpire—Elgershuizen, L. A. NETHLAND

—Jameson, J. J. INDIA

Australia 3 (1-0) 2 Spain
(1-2)
(1-0)

Position	Name	Back No.	Goal	Position	Name	Back No.	Goal
1	G.K. Dearing, Paul	4	0	1	G.K. Del Coso, Carlos	1	0
2	R.B. McWatters, Donald	9	1	2	R.B. Colomer Jose	2	0
3	L.B. Glencross, Brian	6	0	3	L.B. Solaun, Julio	3	0
4	R.H. McBryde, Johon	1	0	4	R.H. Calzado, Juan Angel	4	0
5	C.H. Pearce, Julian	13	0	5	C.H. Dinares, Jose Antonio	5	0
6	L.H. Wood, Graham	15	0	6	L.H. Ventallo, Narciso	6	0
7	R.W. Hodder, Robin	7	0	7	R.W. Macaya, Ignacio	7	2
8	R.I. Evans, Raymond	5	0	8	R.I. Amat, Jaime	8	0
9	C.F. Pearce, Eric	12	2	9	C.F. Amat, Francisco	9	0
10	L.I. Nilan, Patrick	11	0	10	L.I. Dualde, Eduardo	10	0
11	L.W. Smart, Donald	14	0	11	L.w. Vidal, Jorge	11	0

Scores

Goal Getter								Goal Getter			
Period	Time	Name	Goals	Period	Time	Name	Goals	Period	Time	Name	Goals
1st Half	16	Pearce, Eric	2	2nd Half	2	Macaya, Ignacio	2	1st Half	23	Macaya, Ignacio	1
2nd Half	30	McWatters, Donald	1					1st Half	24		1
Ext.	11	Pearce, Eric	1					Ext.	15		0
									62		2
											0
											3
											0
											0
											2





Pakistan v. India matches
Les matchs Pakistan contre l'Inde



Match for 1st and 2nd Places

Match No. 56

Time 14:20

Umpire—Schinner, Walter GERMANY

Pakistan 0 (0—0) 1 India —Lathouwers, A. Fransois NETHLAND (0—1)

Position	Name	Back No.	Goal	Position	Name	Back No.	Goal
1	G.K. Hamid, Addul	12	0	1	G.K. Laxman, S.	1	0
2	R.B. Ahmad, Munir	2	0	2	R.B. Singh, Prithi Pal	13	0
3	L.B. Atif, Manzoor Hussain	3	0	3	L.B. Singh, Dhara M.	3	0
4	R.H. Anwar, Saeed	4	0	4	R.H. Mohinder, Lal	4	1
5	C.H. Ahmad, Anwar	5	0	5	C.H. Singh, Charanjit	5	0
6	L.H. Rashid, Muhammad	6	0	6	L.H. Singh, Gurbux	2	0
7	R.W. Mahmood, Khalid	7	0	7	R.W. Singh, Joginder	7	0
8	R.I. Din, Zaka	8	0	8	R.I. Peter, V. J.	15	0
9	CF. Afzal, Muhammad	17	0	9	C.F. Harbinder, Singh	9	0
10	L.I. Asad, Muhammad	10	0	10	L.I. Kaushik, Hari Pal	8	0
11	L.W. Ullah, Muti	11	0	11	L.W. Singh, Darshan	11	0

Scores

Goal Getter				Goal Getter			
Period	Time	Name	Goals	Period	Time	Name	Goals
1st Half	31		0	1st Half	30	F.H.	1
2nd Half	30		0	2nd Half	24	L.C.	0
Total	61		0	Total	54	P.C.	3
						P.S.	0
						Goal	0

The winners in the Hockey events

- ① INDIA ② PAKISTAN ③ AUSTRALA

Les vainqueurs de Hockey






India (sky blue uniforms) v. Belgium at the No. 1 Hockey Ground

Pakistan (green uniforms) v. Kenya at the No. 2 Hockey Ground





On the first day Spain (red uniforms) v. Netherlands






India (sky blue uniforms) v. Pakistan



New Zealand (black jerseys) v. Kenya at the No. 1 Hockey Ground



Pakistan (green uniforms) v. Japan (white) at the No. 1 Hockey Ground



Judo

International Judo Federation Fédération International de Judo

The Consultative Committee of Referees :
Les Comité Consultatif des Arbitres :

President: Président: Kano, Risei	Referees: Les Arbitres:	Hisanaga, Sadao
Vice-Presidents: Vice Présidents:	Kudo, Kazuzo	Tsuan Lgang Huang
Andre Ertel	Kurihara, Tamio	Kanda, Kyutaro
Chin Kyung Suk	Morishita, Isamu	Kikuchi, Yoji
Oscar Jose Perez	Jacobus Nauwelaers De Age	Kotani, Sumiyuki
Ivan Zavetchanos	Ocho, Yoshio	Kenneth Kaname Kuniyuki
Louii Guirandou-N'diaye	Philip S. Porter	Natsui, Shokichi
Secretary-General: Secrétaire Général:	Abe, Nobubumi	Charles Palmer
Paul Bonet-Maury	Yung Doo Bang	Cuy Pelletier
Treasurer: Trésorier:	Jac Joh, Bonje	Oscar Jose Perez
Raymond Delforge	Hermann Otto Brief	Ladislav Pikhart
Sport Director: Directeur Sport:	Augusto De Oriveira Cordero Falise	Rayaond Rossin
Kawamura, Teizo	Hamano, Shohei	Chin Kyund Suk
Assistant Sport Director: Sous-Directeur Sport:	Frank Minoru Hatsushita	Emil Horst Wolf
Jacobus Nauwelaerts De Age	Hirose, Iwao	Yamamoto, Hiroshi
Representative to the Tokyo Olympiad:		
Hayakawa, Masaru		

Time Table

Tuesday, Oct. 20th, 1964			
08:00—10:00	Olympic Village	Light Weight	Weighing-in
13:00—about 18:00	Nippon Budokan Hall		Light Weight
Wednesday, Oct. 21st			
08:00—10:00	Olympic Village	Middle Weight	Weighing-in
13:00—about 18:00	Nippon Budokan Hall		Middle Weight
Thursday, Oct. 22nd			
08:00—10:00	Olympic Village	Heavy Weight	Weighing-in
13:00—about 16:30	Nippon Budokan		Heavy Weight
Friday, Oct. 23rd			
13:00—about 16:30	Nippon Budokan Hall		All Weights

Light Weight—Poids léger (Up to 68 kg) 18 countries 25 competitors **Note :** Q / Qualified E / Eliminated

Elimination League

Group No.	Winner	Country	Waza	Loser	Country
1	Reisinger, Karl	AUSTRIA	Kinsa	Schiessleder, Matthias	GERMANY
	Maruyama, Paul Kuniaki	U.S.A.	Awasewaza	Reisinger, Karl	AUSTRIA
	Maruyama, Paul Kuniaki	U.S.A.	Awasewaza	Schiessleder, Matthias	GERMANY
Group 1 Classification					
	(Q) Maruyama, Paul Kuniaki	U.S.A.	2 Victories		
	(E) Reisinger, Karl	AUSTRIA	1 Victory		
	(E) Schiessleder, Matthias	GERMANY	0 Victory		
2	Nakatani, Takehide	JAPAN	Kamishihogatame	Rasmelugon, Udom	THAILAND
	Nakatani, Takehide	JAPAN	Kuzure-Kamishihoga tame	Jacks, Brian Albert T.	BRITAIN
	Jacks, Brian Albert T.	BRITAIN	Haraitsurikomiashi	Rasmelugon, Udom	THAILAND
Group 2 Classification					
	(Q) Nakatani, Takehide	JAPAN	2 Victories		
	(E) Rasmelugon, Udom	THAILAND	0 Victory		
	(E) Jacks, Brian Albert T.	BRITAIN	1 Victory		
3	Dalton, Brian	AUSTRALA	Kinsa	Suh, Sang-Chul	KOREA
	Stepanov, Oleg	U.S.S.R.	Kinsa	Dalton, Brian	AUSTRALA
	Stepanov, Oleg	U.S.S.R.	Udehishigi-Jujigatame	Suh, Sang-Chul	KOREA

Group 3 Classification

(Q)	Stepanov, Oleg	U.S.S.R.	2	Victories
(E)	Dalton, Brian	AUSTRALA	1	Victory
(E)	Suh, Sang-Chul	KOREA	0	Victory

Group No.	Winner	Country	Waza	Loser	Country
4	Carmeni, Bruno Giuseppe	ITALY	Kinsa	Chang, Won-Ku	TAIWAN
	Lesturgeon, Gaston M.	FRANCE	Wazaari ni Chikai Waza	Carmeni, Bruno Giuseppe	ITALY
	Chang, Won-Ku	TAIWAN	Wazaari ni Chikai Waza	Lesturgeon, Gaston M.	FRANCE
	Chang, Won-Ku	TAIWAN	Kinsa	Lesturgeon, Gaston M.	FRANCE

Group 4 Classification

(Q)	Chang, Won-Ku	TAIWAN	2	Victories
(E)	Carmeni, Bruno Giuseppe	ITALY	1	Victory
(E)	Lesturgeon, Gaston M.	FRANCE	1	Victory

Group No.	Winner	Country	Waza	Loser	Country
5	Zotter, Gerhard	AUSTRIA	Uchimata	Uematsu, Vicente H.	PHILPINS
	Karpencopf, Oscar Hugo	ARGENTIN	Okurierijime	Arredondo Cepeda F., Rene	MEXICO
	Arredondo Cepeda F., Rene	MEXICO	Kinsa	Uematsu, Vicentn H.	PHILPINS
	Zotter, Gerhard	AUSTRIA	Kesagatame	Karpencopf, Oscar Hugo	ARGENTIN
	Uematsu, Vicente H.	PHILPINS	Fusen-Gachi	Karpencopf. Oscar Hugo	ARGENTIN
	Zotter, Gerhard	AUSTRIA	Kinsa	Arredondo Cepeda F., Rene	MEXICO

Group 5 Classification

(Q)	Zotter, Gerhard	AUSTRIA	3	Victories
(E)	Karpencopf, Oscar Hugo	ARGENTIN	1	Victory
(E)	Arredondo Cepeda F., Rene	MEXICO	1	Victory
(E)	Uematsu, Vicente H.	PHILPINS	1	Victory

Group No.	Winner	Country	Waza	Loser	Country
6	Haenni, Eric	SWITZ	Uchimata	Chu Yi, Aurelio	PANAMA
	Chu Yi, Aurelio	PANAMA	Fusen-Gachi	+ Gamba, Stefano	ITALY
	Haenni, Eric	SWITZ	Fusen-Gachi	+ Gamba, Stefano	ITALY

Group 6 Classification

(Q)	Haenni, Eric	SWITZ	2	Victories
(E)	Chu Yi, Aurelio	PANAMA	1	Victory
(E)	Gamba, Stefano	ITALY	0	Victory

Group No.	Winner	Country	Waza	Loser	Country
7	Park, Chung-Sam	KOREA	Kaeshiwaza	Bourreau, Andre	FRANCE
	Park, Chung-Sam	KOREA	Seoinage	Ford., Ronald Keith	AUSTRALA
	Bourreau, Andre	FRANCE	Wazaari ni Chikai Waza	Ford., Ranald Keith	AUSTRALA

Group 7 Classification

(Q)	Park, Chung-Sam	KOREA	2	Victory
(E)	Bourreau, Andre	FRANCE	1	Victory
(E)	Ford, Ronald Keith	AUSTRALA	0	Victory

Group No.	Winner	Country	Waza	Loser	Country
8	Harssarungsri, Eiam	THAILAND	Wazaari	Nguyen-Van, Binh	VIET-NAM
	Bogolubov, Aron	U.S.S.R.	Hanemakikomi	Nguyen-Van, Binh	VIET-NAM
	Bogolubov, Aron	U.S.S.R.	Udehishigi-Jujigatame	Harssarungsri, Eiam	THAILAND

Group 8 Classification

(Q)	Bogolubov, Aron	U.S.S.R.	2	Victories
(E)	Harssarungsri, Eiam	THAILAND	1	Victory
(E)	Nguyen-Van, Binh	VIET-NAM	0	Victory

Final Tournament – 1st Round

Contest No.	Winner	Country	Waza	Loser	Country
28	Nakatani, Takehide	JAPAN	Deashibarai 0'24"	Maruyama, Paul Kuniaki	U.S.A.
			Referee—Rossin, Rayaond		FRANCE
			Judge —Suk, Chin Kyund		KOREA
			Judge —Pelletier, Guy		FRANCE
29	Stepanov, Oleg	U.S.S.R.	Sukuinage 2'10"	Chang, Won-ku	TAIWAN
			Referee—Yamoto, Hiroshi		JAPAN
			Judge —Tashima, Shigeo		U.S.A.
			Judge —Wolf, Horst		GERMANY
30	Haenni, Eric	SWITZ	Uchimata 0'44"	Zotter, Gerhard	AUSTRIA
			Referee—Hamano, Shohei		JAPAN
			Judge —Kuniyuki, Kenneth Kaname		U.S.A.
			Judge —Huang, Tsuan-Lgang		TAIWAN
31	Bogolubov, Aron	U.S.S.R.	Wazaari	Park, Chung-Sam	KOREA
			Referee—Kuniyuki, Kenneth Kaname		U.S.A.
			Judge —Huang, Tsuan-Lgang		TAIWAN
			Judge —Hamano, Shohei		JAPAN

Final Tournament – Semi Final Matches

Contest No.	Winner	Country	Waza	Loser	Country
32	Nakatani, Takehide	JAPAN	Awasewaza 4'25"	Stepanov, Oleg	U.S.S.R.
			Referee —Wolf, Horst		GERMANY
			Judge —Kuniyuki, Kenneth Kaname		U.S.A.
			Judge —Huang, Tsuan-Lgang		TAIWAN
33	Haenni, Eric	SWITZ	Kinsa	Bdgolubov, Aron	U.S.S.R.
			Referee—Kanda, Kyutaro		JAPAN
			Judge —Tashima, Shigeo		U.S.A.
			Judge —Pelletier, Guy		FRANCE

Final Tournament – Final Match

Contest No.	Winner	Country	Waza	Loser	Country
34	Nakatani, Takehide	JAPAN	Awasewaza 1'15"	Haenni, Eric	SWITZ
			Referee —Rossin, Rayaond		FRANCE
			Judge —Huang, Tsun-Lgang		TAIWAN
			Judge —Tamura, Y. Vincent		U.S.A.



O. Stepanov (URS) v. B. Dalton (AUS) during the league matches Light-weight Division

O. Stepanov (URS) contre B. Dalton (AUS), pendant les matchs de championnat, catégorie Poids léger

Middle Weight=Poids Moyen (68~80kg) 20 countries 25 competitors**Note :** Q/Qualified E/Eliminated**Elimination League**

Group No.	Winner	Country	Waza	Loser	Country
1	Perez, Rodolfo	ARGENTIN	Awasewaza	Moorthy, Kanapathy Sathia	MALAYSIA
	Moorthy, Kanapathy Sathia	MALAYSIA	Kaeshiwaza	Repuyan, Bernardino R.	PHILPINS
	Perez, Rodolfo	ARGENTIN	Awasewaza	Repuyan, Bernardino R.	PHILPINS
Group 1 Classification					
	(Q) Perez, Rodolfo	ARGENTIN		2 Victories	
	(E) Moorthy, Kanapathy Sathia	MALAYSIA		1 Victory	
	(E) Repuyan, Bernardino R.	PHILPINS		0 Victory	
2	Bregman, James Steven	U.S.A.	Uchimata	Goldschmied Rodriguez, G.	MEXICO
	Bregman, James Steven	U.S.A.	Seoinage	Paige, Peter Ranken	AUSTRALA
	Goldschmied Rodriguez, G.	MEXICO	Kinsa	Paige, Peter Ranken	AUSTRALA
Group 2 Classification					
	(Q) Bregman, James Steven	U.S.A.		2 Victories	
	(E) Goldschmied Rodriguez, G.	MEXICO		1 Victory	
	(E) Paige, Peter Ranken	AUSTRALA		0 Victory	
3	Le Berre, Jacques	FRANCE	Uchimata	Madrigal, Orland	COSTRICA
	Hofmann, Wolfgang	GERMANY	Awasewaza	Le Berre, Jacques	FRANCE
	Hofmann, Wolfgang	GERMANY	Kuzure-Kesagatame	Madrigal, Orland	COSTRICA
Group 3 Classification					
	(Q) Hofmann, Wolfgang	GERMANY		2 Victories	
	(E) Le Berre, Jacques	FRANCE		1 Victories	
	(E) Madrigal, Orland	COSTRICA		0 Victory	
4	Snijders, Petrus H. C.	NETHLAND	Awasewaza	Sinhasema, Pipat	THAILAND
	Sinhasema, Pipat	THAILAND	Hanegoshi	Thai-Thuc, Thuan	VIET-NAM
	Snijders, Petrus H. C.	NETHLAND	Ouchigri	Thai-Thuc, Thuan	VIET-NAM
Group 4 Classification					
	(Q) Snijders, Petrus H. C.	NETHLAND		2 Victories	
	(E) Sinhasema, Pipat	THAILAND		1 Victory	
	(E) Thai-Thuc, Thuan	VIET-NAM		0 Victory	
5	Redl, Alfred	AUSTRIA	Kesagatame	Gracia, Narzal L.	PHILPINS
	Shiozawa, Lhofel	BRAZIL	Awasewaza	Barquero, Rafael	COSTRICA
	Shiozawa, Lhofel	BRAZIL	Awasewaza	Redl, Alfred	AUSTRIA
	Garcia, Narzal L.	PHILPINS	Kaeshiwaza	Barquero, Rafael	COSTRICA
	Redl, Alfred	AUSTRIA	Awasewaza	Barquero, Rafael	COSTRICA
	Shiozawa, Lhofel	BRAZIL	Kosotogake	Garcia, Narzal L.	PHILPINS
Group 5 Classification					
	(Q) Shiozawa, Lhofel	BRAZIL		3 Victories	
	(E) Barquero, Rafael	COSTRICA		0 Victory	
	(E) Redl, Alfred	AUSTRIA		2 Victories	
	(E) Garcia, Narzal L.	PHILPINS		1 Victory	
6	Huang, Chin Chun	TAIWAN	Seoinage	Le Ba, Thanh	VIET-NAM
	Kim, Eui-Tae	KOREA	Uchimata	Huang, Chin-Chun	TAIWAN
	Kim, Eui-Tae	KOREA	Awasewaza	Le Ba, Thanh	VIET-NAM
Group 6 Classification					
	(Q) Kam, Eui-Tae	KOREA		2 Victories	
	(E) Huang, Chin Chun	TAIWAN		1 Victory	
	(E) Le Ba, Thanh	VIET-NAM		0 Victory	



Middle-weight S. Hoare (GBI) v. L. Grossain (FRA)
Poids mogen S. Hoare (GBI) contre L. Grossain (FRA)

Group No.	Winner	Country	Waza	Loser	Country
7	Grossain, Lionel	FRANCE	Wazaari	Hoare, Sydney Reginald	BRITAIN
	Snijders, Johannes H. C.	NETHLAND	Kaeshiwaza	Hoare, Sydney Reginald	BRITAIN
	Grossain, Lionel	FRANCE	Awasewaza	Snijders, Johannes H. C.	NETHLAND
Group 7 Classification					
	(Q) Grossain, Lionel	FRANCE	2	Victories	
	(E) Hoare, Sydeney Reginald	BRITAIN	0	Victory	
	(E) Snijders, Johannes H. C.	NETHLAND	1	Victory	
Group No.	Winner	Country	Waza	Loser	Country
8	Matos, Fernando Costa	PORTUGAL	Wazaari ni Chikai Waza	Jorge, Lugo Lugo	VENEZULA
	Okano, Isao	JAPAN	Seoinage	Matos, Fernando Costa	PORTUGAL
	Okano, Isao	JAPAN	Awasewaza	Jorge, Lugo Lugo	VENEZULA
Group 8 Classification					
	(Q) Okano, Isao	JAPAN	2	Victories	
	(E) Matos, Fernando Costa	PORTUGAL	1	Victory	
	(E) Jorge, Lugo Lugo	VENEZULA	0	Victory	
Note : Q / Qualified E / Eliminated + / Play off					

Final Tournament – 1st Round

Contest No.	Winner	Country	Waza	Loser	Country
28	Bregman, James Steven	U.S.A.	Awasewaza 5'16"	Perez, Rodolfo Referee—Suk, Chin Kyund Judge —Palmer, Charles Judge —Yamamoto, Hiroshi	ARGENTIN KOREA BRITAIN JAPAN
29	Hofmann, Wolfgang	GERMANY	Uchimata 3'10"	Shijders, Petrus H. C. Referee—Palmer, Charles Judge —Suk, Chin Kyund Judge —Yamamoto, Hiroshi	NETHLAND BRITAIN KOREA JAPAN
30	Kim, Eui-Tae	KOREA	Awasewaza 1'33"	Shiozawa, Lhofel Referee—Brief, Hermann Otto Judge —Tamura, Y. Vincent Judge —Kuniyuki, Kenneth Kaname	BRAZIL GERMANY U.S.A. U.S.A.
31	Okano, Isao	JAPAN	Okurierijime 5'18"	Grossain, Lionel Referee—Tamura, Y. Vincent Judge— Kuniyuki, Kenneth Kaname Judge— Brief, Hermann Otto	FRANCE U.S.A. U.S.A. GERMANY

Final Tournament – Semi Final Matches

Contest No.	Winner	Country	Waza	Loser	Country
32	Hofmann, Wolfgang	GERMANY	Udehishigi-Jujigatame 1'21"	Bregman, James Steven Referee—Kikuchi, Yoji Judge —Pelletier Guy Judge —Bang, Yung Doo	U.S.A. JAPAN FRANCE KOREA
33	Okano, Isao	JAPAN	Wazaari Ni Chikai Waza	Kim, Eui-Tae Referee—Palmer, Charles Judge —Tamura, Y. Vincent Judge —Huang, Tsuan-Lgang	KOREA BRITAIN U.S.A. TAIWAN

Final Tournament – Final Match

Contest No.	Winner	Country	Waza	Loser	Country
34	Okano, Isao	JAPAN	Yokoshihogatame 1'36"	Hofmann, Wolfgang Referee—Bontje J. Johannes Judge —Kuniyuki, Kenneth Kaname Judge —Suk, Chin Kyund	GERMANY NETHLAND U.S.A. KOREA

Heavy Weight==Poids Lourd (80 kg ~) 13 Countries 15 Competitors **Note** : Q/Qualified E/Eliminated +/Play Off

Elimination League

Group No.	Winner	Country	Waza	Loser	Country
1	Rogers, Alfred H. D.	CANADA	Yokoshihogatame	Chang, Chung Huei	TAIWAN
	Chang, Chung-Huei	TAIWAN	Kinsa	Goldschmied Rodriguez, S.	MEXICO
	Rogers, Alfred H. D.	CANADA	Uchimata	Goldschmied Rodriguez, S.	MEXICO

Group 1 Classification

(Q)	Rogers, Alfred H. D.	CANADA	2	Victories
(E)	Chang, Chung-Huei	TAIWAN	1	Victory
(E)	Goldschmied Rodriguez, S.	MEXICO	0	Victory

Group No.	Winner	Country	Waza	Loser	Country
2	Harris, George Lee	U.S.A.	Seoinage	Sweeney, Anthony John	BRITAIN
	Chikviladze, Parnaoz	U.S.S.R.	Wazaari	Harris, George Lee	U.S.A.
	Chikviladze, Parnaoz	U.S.S.R.	Wazaari Ni Chikai waza	Sweeney, Anthony John	BRITAIN

Group 2 Classification

(Q)	Chikviladze, Parnaoz	U.S.S.R.	2	Victories
(E)	Harris, George	U.S.A.	1	Victory
(E)	Sweeney, Anthony John	BRITAIN	0	Victory

Group No.	Winner	Country	Waza	Loser	Country
3	Kiknadze, Anzor	U.S.S.R.	Wizaari Ni Chikai Waza	Niemann, Herbert	GERMANY
	Couweleeuw, Job Johannes	NETHLAND	Kinsa	Niemann, Herbert	GERMANY
	Kiknadze, Anzor	U.S.S.R.	Kinsa	Gouweleeuw, Job Johannes	NETHLAND

Group 3 Classification

(Q)	Kiknadze, Anzor	U.S.S.R.	2	Victories
(E)	Niemann, Herbert	GERMANY	0	Victory
(E)	Gouweleeuw, Job Johannes	NETHLAND	1	Victory

Group No.	Winner	Country	Waza	Loser	Country
4	Casella, Michel Angel	ARGENTIN	Fusen-Gachi	+ Ang, Teck Bee	MALAYSIA
	Inokuma, Isao	JAPAN	Seoinage	Casella, Michel Angel	ARGENTIN
	Inokuma, Isao	JAPAN	Fusen-Gachi	+ Ang, Teck Bee	MALAYSIA

Group 4 Classification

(Q)	Inokuma, Isao	JAPAN	2	Victories
(E)	Casella, Michel Angel	ARGENTIN	1	Victory
(E)	Age, Teck Bee	MALAYSIA	0	Victory

Group No.	Winner	Country	Waza	Loser	Country
5	Kim, Jong-Dal	KOREA	Okurierijime	Huang, Yong-Chun	TAIWAN
	Kim, Jong-Dal	KOREA	Kesagatame	Tempesta, Nicola	ITALY
	Tempesta, Nicola	ITALY	Ashiguruma	Huang, Yong, Yong-Chun	TAIWAN

Group 5 Classification

(Q)	Kim, Jong-Dal	KOREA	2	Victories
(E)	Huang, Yong-Chun	TAIWAN	0	Victory
(E)	Tempesta, Nicola	ITALY	1	Victory

Final Tournament – 1st Round

Contest No.	Winner	Country	Waza	Loser	Country	
16	Inokuma, Isao	JAPAN	Kuzure-Kamishihogatame 2'57"	Kim, Jong Dal	KOREA	
				Referee—Palmer, Charles		BRITAIN
				Judge —Tashima, Shigeo		U.S.A.
				Judge —Brief, Hermann Otto		GERMANY

Final Tournament – Semi Final Matches

Contest No.	Winner	Country	Waza	Loser	Country	
17	Rogers, Alfred H. D.	CANADA	Kinsa	Chikviladze, Parnaoz	U.S.S.R.	
				Referee—Kotani, Sumiyuki		JAPAN
				Judge —Brief, Hermann Otto		GERMANY
				Judge —Tashima, Shigeo		U.S.A.
18	Inokuma, Isao	JAPAN	Taiotoshi 4'51"	Kiknadze, Anzor	U.S.S.R.	
				Referee—Rossin, Rayaond		FRANCE
				Judge —Bang, Yung Doo		KOREA
				Judge —Kuniyuki, Kenneth Kaname		U.S.A.

Final Tournament – Final Match

Contest No.	Winner	Country	Waza	Loser	Country	
19	Inokuma, Isao	JAPAN	Kinsa	Rogers, Alfred H. D.	CANADA	
				Referee—Palmer, Charles		BRITAIN
				Judge —Kuniyuki, Kenneth Kaname		U.S.A.
				Judge —Suk, Chin Kyund		KOREA

All Weights—Non Categories 9 countries 9 competitors

Note: Q/Qualified E/Eliminated +/Play Off

Elimination League

Group No.	Winner	Country	Waza	Loser	Country
1	Geesink, Antonius J.	NETHLAND	Haraitsurikomiashi	Petherbridge, David Alan	BRITAIN
	Geesink, Antonius J.	NETHLAND	Kinsa	Kaminaga, Akio	JAPAN
	Kaminaga, Akio	JAPAN	Ouchigari	Petherbridge, David Alan	BRITAIN

Group 1 Classification

(Q)	Geesink, Antonius J.	NETHLAND	2	Victories
(E)	Petherbridge, David Alan	BRITAIN	0	Victory
(E)	Kaminaga, Akio	JAPAN	1	Victory

Group No.	Winner	Country	Waza	Loser	Country
2	Boronovskis, Theodore	AUSTRALA	Haraigoshi	Ryan, John	IRELAND
	Boronovskis, Theodore	AUSTRALA	Hanegoshi	Hachicha, Ali	TUNISIA
	Ryan, John	IRELAND	Awasewaza	Hachicha, Ali	TUNISIA

Group 2 Classification

(Q)	Boronovskis, Theodore	AUSTRALA	2	Victories
(E)	Ryan, John	IRELAND	1	Victory
(E)	Hachicha, Ali	TUNISIA	0	Victory

Group No.	Winner	Country	Waza	Loser	Country
3	Campbell, Ben M.	U.S.A.	Okuriashibarai	Ong, Thomas Chi Hong	PHILPINS
	Glahn, Klaus	GERMANY	Kesagatame	Ong, Thomas Chi Hong	PHILPINS
	Glahn, Klaus	GERMANY	Kiken	+ Campbell, Ben M.	U.S.A.

Group 3 Classification

(Q)	Glahn, Klaus	GERMANY	2	Victories
(E)	Campbell, Ben M.	U.S.A.	1	Victory
(E)	Ong, Thomas Chi Hong	PHILPINS	0	Victory

Elimination League Summary (The League Matches By 2nd Winners of 1st League Matches)

Group No.	Winner	Country	Waza	Loser	Country
4	Kaminaga, Akio	JAPAN	Awasewaza	Ryan, John	IRELAND
	Ryan, John	IRELAND	Uchimata	Ong, Thomas Chi Hong	PHILPINS
	Kaminaga, Akio	JAPAN	Taiotoshi	Ong, Thomas Chi Hong	PHILPINS

Group 4 Classification

(Q)	Kaminaga, Akio	JAPAN	2	Victories
(E)	Ryan, John	IRELAND	1	Victory
(E)	Ong, Thomas Chi Hong	PHILPINS	0	Victory

Final Tournament – Semi Final Matches

Contest No.	Winner	Country	Waza	Loser	Country
13	Geesink, Antonius J.	NETHLAND	Sasaetsurikomiashi	Boronovskis, Theodore	AUSTRALA
			0'12"	Referee—Kanda, Kyutaro	JAPAN
			Judge —Tamura, Y. Vincent	U.S.A.	
14	Kaminaga, Akio	JAPAN	Taiotoshi	Glahn, Klaus	GERMANY
			4'10"	Referee—Bontje, J. Johannes	NETHLAND
			Judge —Tashima, Shigeo	U.S.A.	
			Judge —Huang, Tsuan-Lgang	TAIWAN	

Final Tournament – Final Match

Contest No.	Winner	Country	Waza	Loser	Country
15	Geesink, Antonius J.	NETHLAND	Kesagatame	Kaminaga, Akio	JAPAN
			9'22"	Referee—Kunivuki, Kenneth Kaname	U.S.A.
			Judge —Pelletier, Guy	FRANCE	
			Judge —Bang, Yung Doo	KOREA	




The Nippon Budokan Hall where the Judo events were held



The Light-weight Judo league match between T. Nakatani (JPN) and O. Stepanov (URS)
 Winners were:


- ① T. Nakatani (JPN)
- ② E. Haenni (SWI)
- ③ O. Stepanov and A. Bogolubov (URS)



A Middle-weight Division match and the winners of the division

- ① I. Okano (JPN)
- ② W. Hofmann (GER)
- ③ E. Kim (KOR)
- J. Bregman (USA)






The Heavy-weight league match between I. Inokuma (JPN) and A. Rogers (CAN)

Winners were:

- ① I. Inokuma (JPN)
- ② A. Rogers (CAN)
- ③ P. Chikviladze (URS)
- A. Kiknadze (URS)





The All-weights Division match between A. Geesink (NLD) and A. Kaminaga (JPN)



Winners of the All-weights Division

- ① A. Geesink (NLD)
- ② A. Kaminaga (JPN)
- ③ T. Boronovskis (AUS)
- K. Glahn (GER)





Wrestling=Lutte

Fédération Internationale de Lutte Amateur

President Roger Coulon
 Vice Hatta, Ichiro
 President Vehbi Emre
 Albert De Ferrari
 Aleksoj Katouline
 Bureau Milan Ercegan
 Members Basile Fikioris
 Jan Corneanu
 Mihaly Matura
 Per Stromback

Japan Amateur Wrestling Federation

President Hatta, Ichiro
 Vice Tamura, Toru
 President Kodama, Masami
 Hayashi, Shohei
 Nishide, Takeshi
 General Secretary Tobari, Juichi

International Referee and Judge

R. Coulon (FRANCE)
 M. Ercegan (YUGOSLAV)
 H. Heubach (GERMANY)
 T. G. Tzanov (BULGARIA)
 I. M. Borissov (BULGARIA)
 M. Shahim (U.A.R.)
 B. Carayannis (GREECE)
 R. R. Aurine (FRANCE)
 E. A. Habibi (HUNGARY)
 M. Matura (HUNGARY)
 M. Nikkhou (IRAN)
 K. Gutfreund (ISRAEL)
 V. Borgia (ITALY)
 V. Bruschi (ITALY)
 I. Corneanu (RUMANIA)
 V. Popovici (RUMANIA)
 B. Fikioris (RUMANIA)

I. Staicu (GREECE)
 Mjagchenikov (U.S.S.R.)
 Balavadze (U.S.S.R.)
 Mazur (U.S.S.R.)
 Jaltytian Aram (U.S.S.R.)
 A. Merdogan (TURKEY)
 A. Karabiber (TURKEY)
 C. Uskan (TURKEY)
 K. Erkmen (TURKEY)
 R. Jovanoci (YUGOSLAV)
 R. Conte (SPAIN)
 F. Siraj (AFGHAN)
 Wishart (BRITAIN)
 D. O. Thomas (U.S.A.)
 J. K. Lee (KOREA)
 G. Y. Kim (KOREA)
 A. Kaino (FINLAND)
 J. R. Scalzo (U.S.A.)
 D. R. Torio (U.S.A.)
 H. Rosenberg (U.S.A.)
 R. H. Swarts (U.S.A.)
 S. M. Arcer (U.S.A.)
 A. E. Stephen (U.S.A.)
 W. Lied (U.S.A.)
 A. P. Charles (U.S.A.)
 V. Zuarro (U.S.A.)
 B. B. Roy (U.S.A.)
 I. Hatta (JAPAN)
 S. Hayashi (JAPAN)
 T. Nishide (JAPAN)
 M. Kodama (JAPAN)
 J. Tobari (JAPAN)
 N. Hirano (JAPAN)
 K. Imai (JAPAN)
 J. Hirosawa (JAPAN)
 T. Numajiri (JAPAN)
 K. Sugitani (JAPAN)

M. Yasuoka (JAPAN)
 S. Miyawaki (JAPAN)
 T. Naota (JAPAN)
 T. Nagai (JAPAN)
 H. Ikari (JAPAN)
 S. Ueki (JAPAN)
 T. Azuma (JAPAN)
 H. Nogimura (JAPAN)
 M. Taguchi (JAPAN)
 K. Kanda (JAPAN)
 T. Kaneko (JAPAN)
 S. Usami (JAPAN)
 A. Takahira (JAPAN)
 E. Iwano (JAPAN)
 S. Kawaho (JAPAN)
 S. Ishi (JAPAN)
 T. Shiraishi (JAPAN)
 K. Sanjo (JAPAN)
 Y. Ikawa (JAPAN)
 M. Ikeda (JAPAN)
 K. Matsui (JAPAN)
 M. Hayashi (JAPAN)
 T. Tateoka (JAPAN)
 T. Shimotori (JAPAN)
 K. Sugawara (JAPAN)
 F. Shoda (JAPAN)
 T. Murata (JAPAN)
 S. Watanabe (JAPAN)
 H. Domyo (JAPAN)
 M. Kobayashi (JAPAN)
 M. Hayashi (JAPAN)
 M. Kurokochi (JAPAN)
 I. Fukuda (JAPAN)
 T. Kuroda (JAPAN)
 R. Shimizu (JAPAN)
 H. Tazuhama (JAPAN)
 S. Kitano (JAPAN)

TIME TABLE Komazawa Gymnasium

	Oct.	Weighing-in	Time	
			Day	Night
Free Style	11th SUN.	7.00—8.00	11.00—15.00	18.00—22.00
	12th MON.	9.00—10.00	11.00—14.00	18.00—21.00
	13th TUES.	9.00—10.00	11.00—14.00	18.00—21.00
	14th WED.	9.00—10.00	11.00—14.00	18.00—21.00

	Oct.	Weighing-in	Time	
			Day	Night
Greco-Roman Style	16th FRI.	7.00— 8.00	11.00—15.00	18.00—22.00
	17th SAT.	9.00—10.00	11.00—14.00	18.00—21.00
	18th SUN.	9.00—10.00	11.00—14.00	18.00—21.00
	19th MON.	9.00—10.00	11.00—14.00	18.00—21.00

(NOTE) Weighing-in was held at the Olympic Village

Free Style—Libre

Fly-Weight—Poids Mouché(52 Kgs) 22 countries 22 competitors

Previous Olympic Winners

1904	R. Curry	U.S.A.				
1948	L. Viitala	FINLAND		1956	M. Tchalkalamanidze	U.S.S.R.
1952	H. Cemici	TURKEY		1960	A. Bilek	TURKEY

No.	Name	Country	1	2	3	4	5	6	7	8	Rank
1	M. Niaz	PAKISTAN	┌ (2) ┐	┌ (1) ┐	┌ (1) ┐	┌ (3) ┐	┌ (1) ┐	┌ (1) ┐	┌ (1) ┐	┌ (1) ┐	3
2	S. Haydari	IRAN									
3	A. Zafiroopoulos	GREECE	┌ (0) ┐	┌ (3) ┐	┌ (3) ┐	┌ (3) ┐	┌ (3) ┐	┌ (3) ┐	┌ (3) ┐	┌ (3) ┐	4
4	S. Liang	MALAYSIA									
5	S. Geogiev	BULGARIA	┌ (3) ┐	┌ (0) ┐	┌ (3) ┐	┌ (1) ┐	┌ (2) ┐	┌ (2) ┐	┌ (2) ┐	┌ (2) ┐	4
6	E. Simons	U.S.A.									
7	G. Taparaga	RUMANIA	┌ (3) ┐	┌ (4) ┐	┌ (4) ┐	┌ (4) ┐	┌ (4) ┐	┌ (4) ┐	┌ (4) ┐	┌ (4) ┐	4
8	A. Aliev	U.S.S.R.									
9	P. Neff	GERMANY	┌ (3) ┐	┌ (4) ┐	┌ (3) ┐	┌ (4) ┐	┌ (4) ┐	┌ (4) ┐	┌ (4) ┐	┌ (4) ┐	4
10	Malwa	INDIA									
11	D. Tchimedbazar	MONGOLIA	┌ (1) ┐	┌ (0) ┐	┌ (3) ┐	┌ (4) ┐	┌ (4) ┐	┌ (4) ┐	┌ (4) ┐	┌ (4) ┐	4
12	E. Fernando	CEYLON									
13	V. Grassi	ITALY	┌ (1) ┐	┌ (3) ┐	┌ (1) ┐	┌ (4) ┐	┌ (4) ┐	┌ (4) ┐	┌ (4) ┐	┌ (4) ┐	4
14	F. Askar	AFGHAN									
15	C. Yanilmaz	TURKEY	┌ (0) ┐	┌ (1) ┐	┌ (3) ┐	┌ (0) ┐	┌ (3) ┐	┌ (3) ┐	┌ (3) ┐	┌ (3) ┐	4
16	S. O'Connor	IRELAND									
17	Y. Yoshida	JAPAN	┌ (0) ┐	┌ (0) ┐	┌ (1) ┐	┌ (0) ┐	┌ (1) ┐	┌ (1) ┐	┌ (1) ┐	┌ (1) ┐	1
18	A. Zoete	FRANCE									
19	C. Del Rio Gil	MEXICO	┌ (4) ┐	┌ (4) ┐	┌ (4) ┐	┌ (4) ┐	┌ (4) ┐	┌ (4) ┐	┌ (4) ┐	┌ (4) ┐	4
20	E. Campbell	PANAMA									
21	M. McAlary	AUSTRALA	┌ (4) ┐	┌ (4) ┐	┌ (4) ┐	┌ (4) ┐	┌ (4) ┐	┌ (4) ┐	┌ (4) ┐	┌ (4) ┐	4
22	C. S. Chang	KOREA									

1st Round

Mat	No.	Name	COUNTRY	Result	Bad Marks	Total Bad Marks
A	1	Niaz, Muhammad	PAKISTAN	Draw	2	2
	2	Haydari, Said Aliakbar	IRAN		2	2
A	Winner—3	Zafiroopoulos, Athanasios	GREECE	Fall 3'42"	0	0
	Loser—4	Liang, Soon Hin	MALAYSIA		4	4
A	Winner—6	Simons, Elliott Gray	U.S.A.	Decision	1	1
	Loser—5	Genrgiev, Stoytcho Malov	BULGARIA		3	3
A	Winner—8	Aliev, Ali	U.S.S.R.	Decision	1	1
	Loser—7	Tapalaga, Gheorghe	RUMANIA		3	3

A	Winner—10	Malwa	INDIA	Decision	1	1
	Loser — 9	Neff, Paul	GERMANY		3	3
A	Winner—11	Tchimedbazar, D.	MONGOLIA	Decision	1	1
	Loser —12	Fernando, Ernest P. B.	CEYLON		3	3
A	Winner—15	Yanilmaz, Cemal	TURKEY	Fall 1'29"	0	0
	Loser —16	O'Connor, Sean	IRELAND		4	4
A	Winner—13	Grassi, Vincenzo	ITALY	Decision	1	1
	Loser —14	Askar, Faiz Mohammed	AFGHAN		3	3
A	Winner—17	Yoshida, Yoshikatsu	JAPAN	Fall 3'53"	0	0
	Loser —18	Zoete, Andre	FRANCE		4	4
A	Winner—20	Campbell, Eduardo	PANAMA	Fall 8'43"	0	0
	Loser —19	Del Rio Gil, Cesar	MEXICO		4	4
A	Winner—22	Chang, Chang Sun	KOREA	Fall 7'24"	0	0
	Loser —21	McAlary, Max	AUSTRALA		4	4

2nd Round

Mat	No.	Name	Country	Result	Bad Marks	Total Bad Marks
A	Winner — 1	Niaz, Muhammad	PAKISTAN	Decision	1	3
	Loser — 3	Zafiroopoulos, Athanasios	GREECE		3	3
A	Winner — 2	Haydari, Said Aliakbar	IRAN	Fall 1'12"	0	2
	Loser — 4	Liang, Soon Hin	MALAYSIA		4	8 *
B	Winner — 18	Zoete, Andre	FRANCE	Fall 1'56"	0	4
	Loser — 21	McAlary, Max	AUSTRALA		4	8 *
A	Winner — 5	Georgiev, Stoytcho Malov	BULGARIA	Fall 9'19"	0	3
	Loser — 7	Tapalaga, Gheorghe	RUMANIA		4	7 *
A	6	Simons, Elliott Gray	U.S.A.	Draw	2	3
	8	Aliev, Ali	U.S.S.R.		2	3
B	Winner — 22	Chang, Chang Sun	KOREA	Decision	1	1
	Loser — 20	Campbell, Eduardo	PANAMA		3	3
A	Winner—10	Malwa	INDIA	Default	0	1
	Loser —12	Fernando, Ernest P. B.	CEYLON		4	7 *
A	Winner — 11	Tchimedbazar, D.	MONGOLIA	Default	0	1
	Loser —9	Neff, Paul	GERMANY		4	7 *
A	Winner—15	Yanilmaz, Cemal	TURKEY	Decision	1	1
	Loser —13	Grassi, Vincenzo	ITALY		3	4
A	Winner—16	O'Connor, Sean	IRELAND	Fall 1'26"	0	4
	Loser —14	Aakar, Faiz Mohammed	AFGHAN		4	7 *
A	Winner—17	Yoshida, Yoshikatsu	JAPAN	Fall 3'46"	0	0
	Loser —19	Del Rio Gil, Cesar	MEXICO		4	8 *

3rd Round

Mat	No.	Name	Country	Result	Bad Marks	Total Bad Marks
A	Winner—1	Niaz, Muhammad	PAKISTAN	Decision	1	4
	Loser —5	Georgiev, Stoytcho Malov	BULGARIA		3	6 *
A	Winner—2	Haydari, Said Aliakbar	IRAN	Decision	1	3
	Loser —3	Zafiroopoulos, Athanasios	GREECE		3	6 *
A	Winner—6	Simons, Elliott Gray	U.S.A.	Decision	1	4
	Loser —10	Malwa	INDIA		3	4
A	Winner—8	Aliev, Ali	U.S.S.R.	Decision	1	4
	Loser —11	Tchimedbazar, D.	MONGOLIA		3	4
A	Winner—13	Grassi, Vincenzo	ITALY	Decision	1	5
	Loser —16	O'Connor, Sean	IRELAND		3	7 *
A	Winner—17	Yoshida, Yoshikatsu	JAPAN	Decision	1	1
	Loser —15	Yonilmaz, Cema	TURKEY		3	4
A	Winner—18	Zoete, Andre	FRANCE	Fall 1'26"	0	4
	Loser —20	Campbell, Eduardo	PANAMA		4	7 *
	22	Chang, Chang Sun	KOREA	Bye	0	1

4th Round

Mat	No.	Name	Country	Result	Bad Marks	Total Bad Marks
A	Winner—22	Chang, Chang Sun	KOREA	Decision	1	2
	Loser — 1	Niaz, Muhammad	PAKISTAN		3	7 *
A	— 2	Haydari, Said Aliakbar	IRAN	Draw	2	5
	— 6	Simons, Elliott Gray	U.S.A.		2	6 *
A	Winner— 8	Aliev, Ali	U.S.S.R.	Fall 2'00"	0	4
	Loser —10	Malwa	INDIA		4	8 *
A	Winner—15	Yanilmaz, Cemal	TURKEY	Fall 4'40"	0	4
	Loser —11	Tchimedbazar, D.	MONGOLIA		4	8 *
A	Winner—17	Yoshida, Yoshikatsu	JAPAN	Fall 7'12"	0	1
	Loser —13	Grassi, Vincenzo	ITALY		4	9 *
		Zoete, Andre	FRANCE	Bye	0	4

5th Round

Mat	No.	Name	Country	Result	Bad Marks	Total Bad Marks
B	Winner—22	Chang, Chang Sun	KOREA	Decision	1	3
	Loser —18	Zoete, Andre	FRANCE		3	7 *
B	Winner— 2	Haydari, Said Aliakbar	IRAN	Decision	1	6 *
	Loser —15	Yanilmaz, Cemal	TURKEY		3	7 *
B	Winner—17	Yoshida, Yoshikatsu	JAPAN	Decision	1	2
	Loser — 8	Aliev, Ali	U.S.S.R.		3	7 *

Note * Eliminated

Final Round

Mat	No.	Name	Country	Result	Bad Marks
B	Winner—17	Yoshida, Yoshikatsu	JAPAN	Decision	1
	Loser —22	Chang, Chang Sun	KOREA		3

Final Classification

1	17	Yoshida, Yoshikatsu	JAPAN
2	22	Chang, Chang Sun	KOREA
3	2	Haydari, Said Aliakbar	IRAN
4	18	Zoete, Andre	FRANCE
4	8	Aliev, Ali	U.S.S.R.
4	15	Yanilmaz, Cemal	TURKEY

**Freestyle Fly-weight winners****Les vainqueurs des Poids mouche,****Lutte libre**

① Y Yoshida (JPN)

② C. Chang (KOR)

③ S Haydari (IRN)

Free Style—Libre 20 countries 20 competitors
Bantam-weight—poids cog (57 Kgs)

Previous Olympic Winners

1904	G. Mehnert	U.S.A.	1936	O. Zombori	HUNGARY
1908	G. Mehnert	U.S.A.	1948	N. Akar	TURKEY
1924	K. Pihlajamaki	FINLAND	1952	Ishii, Shohachi	JAPAN
1928	K. Makinen	FINLAND	1956	M. Dagistanli	TURKEY
1932	R. Pearce	U.S.A.	1960	T. McCann	U.S.A.

No.	Name	Country	1	2	3	4	5	Final	Rank
1	K. McGrath	AUSTRALA	(4)	(4)					
2	Y. K. Choi	KOREA	(0)	(0)	(1)	(3)	(3)		5
3	J. Varga	HUNGARY	(0)	(0)	(3)	(4)			
4	T. Tumasias	PHILPINS	(4)	(4)					
5	W. Pilling	BRITAIN	(3)	(4)					
6	S. Din	PAKISTAN	(1)	(1)	(3)				
7	Y. Uetake	JAPAN	(0)	(0)	(1)	(1)	(1)	(1)	1
8	K. Dodrimont	GERMANY	(4)	(3)				(1)	
9	M. Anwary	AFGHAN	(3)	(3)				(3)	
10	H. Akbas	TURKEY	(1)	(2)	(1)	(0)	(1)	(1)	2
11	A. Khodabande	IRAN	(2)	(1)	(3)			(1)	
12	M. Georgiev	BULGARIA	(2)	(2)	(3)				
13	S. Bazar	MONGOLIA	(3)	(3)					
14	D. Auble	U.S.A.	(1)	(0)	(1)	(1)	(3)		4
15	Bishambhar	INDIA	(0)	(1)	(1)	(3)	(3)		6
16	R. Leibovich	ARGENTIN	(4)	(4)					
17	K. Hirabayashi	CANADA	(1)	(3)					
18	P. Alanen	FINLAND	(3)	(2)	(4)			(3)	
19	A. Ibragimov	U.S.S.R.	(1)	(1)	(0)		(1)	(3)	3
20	M. Lopez	MEXICO	(3)	(2)	(3)				

1st Round

Mat	No.	Name	Country	Result	Bad Marks	Total Bad Marks
B	Winner— 3	Varga, Janos	HUNGARY	Fall 1'26"	0	0
	Loser — 4	Tumasias, Tortillano T	PHILPINS		4	4
B	Winner— 2	Choi, Young Kil	KOREA	Fall 4'31"	0	0
	Loser — 1	McGrath, Kevin	AUSTRALA		4	4
B	Winner— 6	Din, Sira	PAKISTAN	Decision	1	1
	Loser — 5	Pilling, Walter	BRITAIN		3	3
B	Winner— 7	Uetake, Yojiro	JAPAN	Fall 9'01"	0	0
	Loser — 8	Dodrimont, Karl	GERMANY		4	4

B	Winner—10	Akbas, Huseyin	TURKEY	Decision	1	1
	Loser — 9	Anwary, Mohammed Daoud	AFGHAN		3	3
B	11	Khodabande, Abdollah	IRAN	Draw	2	2
	12	Georgiev, Mladen Georgiev	BULGARIA		2	2
B	Winner—15	Bishambhar	INDIA	Fall 2'16"	0	0
	Loser —16	Leibovich, Ruben	ARGENTIN		4	4
B	Winner—14	Auble, David Camillo	U.S.A.	Decision	1	1
	Loser —13	Bazar, Sukhbaatar	MONGOLIA		3	3
B	Winner—17	Hirabayashi, Koji	CANADA	Decision	1	1
	Loser —18	Alanen, Pekka Ahti	FINLAND		3	3
B	Winner—19	Ibragimov, Aidyn Ali Ogly	U.S.S.R.	Decision	1	1
	Loser —20	Lopez Ruiz, Moises	MEXICO		3	3

2nd Round

Mat	No.	Name	Country	Result	Bad Marks	Total Bad Marks
C	Winner— 3	Varga, Janos	HUNGARY	Fall 3'07"	0	0
	Loser — 1	McGrath, Kevin	AUSTRALA		4	8 *
C	Winner— 2	Choi, Young Kil	KOREA	Fall 2'10"	0	0
	Loser — 4	Tumasis, Tortillano T.	PHILPINS		4	8 *
C	Winner— 7	Uetake, Yojiro	JAPAN	Fall 8'14"	0	0
	Loser — 5	Pilling, Walter	BRITAIN		4	7 *
B	Winner—14	Auble, David Camillo	U.S.A.	Fall 2'46"	0	1
	Loser —16	Leibovich, Ruben	ARGENTIN		4	8 *
C	Winner— 6	Din, Siraj	PAKISTAN	Decision	1	2
	Loser — 8	Dodrimont, Karl	GERMANY		3	7 *
B	Winner—19	Ibragimov, Aidyn Ali Ogly	U.S.S.R.	Decision	1	2
	Loser —17	Hirabayashi, Koji	CANADA		3	4
C	Winner—11	Khodabande, Abdollah	IRAN	Decision	1	3
	Loser — 9	Anwary, Mohammed Daoud	AFGHAN		3	6 *
C	10	Akbas, Huseyin	TURKEY	Draw	2	3
	12	Georgiev, Mladen Georgiev	BULGARIA		2	4
B	18	Alanen, Pekka Ahti	FINLAND	Draw	2	5
	20	Lopez Ruiz, Moises	MEXICO		2	5
C	Winner—15	Bishambhar	INDIA	Decision	1	1
	Loser —13	Bazar, Sukhbaatar	MONGOLIA		3	6 *

3rd Round

Mat	No.	Name	Country	Result	Bad Marks	Total Bad Marks
C	Winne — 2	Choi, Young Kil	KOREA	Decision	1	1
	Loser — 3	Varga, Janos	HUNGARY		3	3
C	Winner— 7	Uetake, Yojiro	JAPAN	Decision	1	1
	Loser — 6	Din, Siraj	PAKISTAN		3	5
C	Winner—10	Akbas, Huseyin	TURKEY	Decision	1	4
	Loser —11	Khodabande, Abdollah	IRAN		3	6 *
C	Winner—14	Auble, David Camillo	U.S.A.	Decision	1	2
	Loser —12	Georgiev, Mladen Georgiev	BULGARIA		3	7 *
C	Winner—15	Bishambhar	INDIA	Decision	1	2
	Loser —20	Lopez Ruiz, Moises	MEXICO		3	8 *
C	Winner—19	Ibragimov, Aidyn Ali Ogly	U.S.S.R.	Fall 9'42"	0	2
	Loser —18	Alanen, Pekka Anti	FINLAND		4	9 *

4th Round

Mat	No.	Name	Country	Result	Bad Marks	Total Bad Marks
C	Winner— 7	Uetake, Yojiro	JAPAN	Decision	1	2
	Loser — 2	Choi, Young Kil	KOREA		3	4
C	Winner—10	Akbas, Huseyin	TURKEY	Fall 8'10"	0	4
	Loser — 3	Varga, Janos	HUNGARY		4	7 *
C	Winner—14	Auble, David Camillo	U.S.A.	Decision	1	3
	Loser —15	Bishambhar	INDIA		3	5
	19	Ibragimov, Aidyn Ali Ogly	U.S.S.R.	Bye	0	2

5th Round

Mat	No.	Name	Country	Result	Bad Marks	Total Bad Marks
C	Winner—19	Ibragimov, Aidyn Ali Ogly	U.S.S.R.	Decision	1	3
	Loser — 2	Choi, Young Kil	KOREA		3	7 *
C	Winner— 7	Uetake, Yojiro	JAPAN	Decision	1	3
	Loser —14	Auble, David Camillo	U.S.A.		3	6 *
C	Winner—10	Akbas, Huseyin	TURKEY	Decision	1	5
	Loser —15	Bishambhar	INDIA		3	8 *


Note *—Eliminated

Final Round

Mat	No.	Name	Country	Result	Bad Marks
B	Winner— 7	Uetake, Yojiro	JAPAN	Decision	1
	Loser —19	Ibragimov, Aidyn Ali Ogly	U.S.S.R.		3
B	Winner—10	Akbas, Huseyin	TURKEY	Decision	1
	Loser —19	Ibragimov, Aidyn Ali Ogly	U.S.S.R.		3
B	Winner— 7	Uetake, Yojiro	JAPAN	Decision	1
	Loser —10	Akbas, Huseyin	TURKEY		3

Final Classification

1	7	Uetake, Yajiro	JAPAN
2	10	Akbas, Huseyin	TURKEY
3	19	Ibragimov, Aidyn Ali Ogly	U.S.S.R.
4	14	Auble, David Camillo	U.S.A
5	2	Chai, Young Kil	KOREA
6	15	Bishambhar	INDIA



Free style Bantam-weight winners
Les Vainqueurs des Poids coq,
Lutte libre

- ① Y. Uetake (JPN)
- ② H. Akbas (TUR)
- ③ A. Ibragimov (URS)

Free Style—Libre

Feather-Weight—Poids Plume (63 Kgs) 21 countries 21 competitors

Previous Olympic Winners

1904	I. Niflot	U.S.A.	1936	Pihlajamaki	FINLAND
1908	G. Dole	U.S.A.	1948	G. Bilge	TURKEY
1920	C. Ackerly	U.S.A.	1952	B. Sit	TURKEY
1924	R. Reed	U.S.A.	1956	Sasahara, Shozo	JAPAN
1928	A. R. Morrison	U.S.A.	1960	M. Dagistanli	TURKEY
1932	Pihlajamaki	FINLAND			

No.	Name	Country	1	2	3	4	5	6	7	8	Rank
1	R. Romero	ARGENTIN	(1)	(4)	(4)						
2	J. Smith	NTHNRHOD	(3)	(4)							
3	O. Watanabe	JAPAN	(0)	(0)	(0)	(1)	(1)	(1)			1
4	S. Baldan	MONGOLIA	(4)	(0)							
5	A. Senosa	PHILPINS	(3)	(4)							
6	R. Schilling	GERMANY	(1)	(1)	(1)	(3)					
7	D. K. Yoon	KOREA	(1)	(3)	(4)						
8	R. Brown	AUSTRALA	(3)	(3)							
9	M. Gonzalez	MEXICO	(0)	(1)	(3)	(3)					
10	A. Meehan	NZEALAND	(4)	(4)							
11	M. Saifpour	IRAN	(4)	(0)	(0)	(1)	(3)				6
12	M. Jutila	CANADA	(0)	(3)	(3)						
13	T. Jaskari	FINLAND	(2)	(1)	(3)						
14	B. Patil	INDIA	(2)	(4)							
15	B. Douglas	U.S.A.	(1)	(0)	(1)	(3)	(1)				4
16	H. Sahinkaya	TURKEY	(3)	(3)							
17	N. Khokhashvili	U.S.S.R.	(1)	(1)	(1)	(1)	(1)	(3)	(2)		3
18	M. Akhtar	PAKISTAN	(3)	(3)							
19	S. Ivanov	BULGARIA	(0)	(1)		(1)	(3)		(2)		2
20	A. Aspen	BRITAIN	(4)		(3)						
21	M. Ebrahimi	AFGHAN		(0)	(1)	(3)	(3)				5

1st Round

Mat	No.	Name	Country	Result	Bad Marks	Total Bad Marks
C	Winner— 3	Watanabe, Osamu	JAPAN	Fall 1'12"	0	0
	Loser — 4	Baldan, Sanjaa	MONGOLIA		4	4
C	Winner— 1	Romero, Raul Alberto	ARGENTIN	Decision	1	1
	Loser — 2	Smith, John Alan	N. RHODES		3	3
C	Winner— 6	Schilling, Rainer	GERMANY	Decision	1	1
	Loser — 5	Senosa, Antonio T.	PHILPINS		3	3
C	Winner— 7	Yoon, Dae Kih	KOREA	Decision	1	1
	Loser — 8	Brown, Raymond Geoffrey	AUSTRALA		3	3

C	Winner—9	Tovar Gonzalez, Mario	MEXICO	Fall 6'47"	0	0
	Loser —10	Meehan, Athol Roy	NZEALAND		4	4
C	Winner—12	Jutira, Matti	CANADA	Fall 3'26"	0	0
	Loser —11	Saifpour-Sadabadi, M. E.	IRAN		4	4
C	13	Jaskari, Tauno Antero	FINLAND	Draw	2	2
	14	Patil, Bandu	INDIA		2	2
C	Winner—15	Douglas, Bobby E.	U.S.A.	Decision	1	1
	Loser —16	Sahinkaya, Hayrullah	TURKEY		3	3
C	Winner—17	Khokhashvili, Nodar	U.S.S.R.	Decision	1	1
	Loser —18	Akhtar, Muhammad	PAKISTAN		3	3
C	Winner—19	Ivanov, Stantcho Kolev	BULGARIA	Fall 9'24"	0	0
	Loser —20	Aspen, Albert	BRITAIN		4	4
	21	Ebrahimi, Mohammed E.	AFGHAN	Bye	0	0

2nd Round

Mat	No.	Name	Country	Result	Bad Marks	Total Bad Marks
B	Winner—21	Ebrahimi, Mohammed E.	AFGHAN	Fall 4'43"	0	0
	Loser — 1	Romero, Raul Alberto	ARGENTIN		4	5
B	Winner—3	Watanabe, Osamu	JAPAN	Fall 1'26"	0	0
	Loser — 2	Smith, John Alan	NTHNRHOD		4	7 *
B	Winner—4	Baldan, Sanjaa	MONGOLIA	Fall 5'54"	0	4
	Loser — 5	Senosa, Antonio T.	PHILPINS		4	7 *
B	Winner—6	Schilling, Rainer	GERMANY	Decision	1	2
	Loser — 7	Yoon, Dae-Kih	KOREA		3	4
B	Winner—9	Tovar Gonzalez, Mario	MEXICO	Decision	1	1
	Loser — 8	Brown, Raymond Geoffrey	AUSTRALA		3	6 *
B	Winner—11	Saifpour-Sadabadi, M. E.	IRAN	Fall 3'34"	0	4
	Loser —10	Meehan, Athol Roy	NZEALAND		4	8 *
B	Winner—13	Jaskari, Tauno Antero	FINLAND	Decision	1	3
	Loser —12	Jutira, Matti	CANADA		3	3
B	Winner—15	Douglas, Bobby E.	U.S.A.	Fall 8'07"	0	1
	Loser —14	Patil, Bandu	INDIA		4	6 *
B	Winner—17	Khokhashvili, Nodar	U.S.S.R.	Decision	1	2
	Loser —16	Sahinkaya, Hayrullah	TURKEY		3	6 *
B	Winner—19	Ivanov, Stantcho Kolev	BULGARIA	Decision	1	1
	Loser —18	Akhtar, Muhammad	PAKISTAN		3	6 *
	20	Aspen, Albert	BRITAIN	Bye	0	4

3rd Round

Mat	No.	Name	Country	Result	Bad Marks	Total Bad Marks
B	Winner—21	Ebrahimi, Mohammed E.	AFGHAN	Decision	1	1
	Loser —20	Aspen, Albert	BRITAIN		3	7 *
B	Winner— 3	Watanabe, Osamu	JAPAN	Fall 5'28"	0	0
	Loser — 1	Romero, Raul Alberto	ARGENTIN		4	9 *
B	Winner—6	Schilling, Rainer	GERMANY	Decision	1	3
	Loser — 9	Tovar Gonzalez, Mario	MEXICO		3	4
B	Winner—11	Saifpour-Sadabadi, M. E.	IRAN	Fall 4'19"	0	4
	Loser — 7	Yoon, Dae-Kih	KOREA		4	8 *
B	Winner—15	Douglas, Bobby E.	U.S.A.	Decision	1	2
	Loser —12	Jutira, Matti	CANADA		3	6 *
B	Winner—17	Khokhashvili, Nodar	U.S.S.R.	Decision	1	3
	Loser —13	Jaskari, Tauno Antero	FINLAND		3	6 *
	19	Ivanov, Stantcho Kolev	BULGARIA	Bye	0	1

4th Round

Mat	No.	Name	Country	Result	Bad Marks	Total Bad Marks
B	Winner—19	Ivanov, Stantcho Korev	BULGARIA	Decision	1	2
	Loser —21	Ebrahimi, Mohammed E.	AFGHAN		3	4
B	Winner—3	Watanabe, Osamu	JAPAN	Decision	1	1
	Loser — 6	Schilling, Rainer	GERMANY		3	6 *

B	Winner—11	Saifpour-Sadabadi, M. E.	IRAN	Decision	1	5
	Loser — 9	Tovar Gonzalez, Mario	MEXICO		3	7 *
B	Winner—17	Khokhashvili, Nodar	U.S.S.R.	Decision	1	4
	Loser —15	Douglas, Bobby E.	U.S.A.		3	5

5th Round

Mat	No.	Name	Country	Result	Bad Marks	Total Bad Marks
B	Winner—3	Watanabe, Osamu	JAPAN	Decision	1	2
	Loser —19	Ivanov, Stantcho Kolev	BULGARIA		3	5
B	Winner—15	Douglas, Bobby E.	U.S.A.	Decision	1	6 *
	Loser —21	Ebrahimi, Mohammed E.	AFGHAN		3	7 *
B	Winner—17	Khokhashvili, Nodar	U.S.S.R.	Decision	1	5
	Loser —11	Saifpour-Sadabadi, M. E.	IRAN		3	8 *


Note *—Eliminated

Final Round

Mat	No.	Name	Country	Result	Bad Marks
B	19	Ivanov, Stantcho Kolev	BULGARIA	Draw	2
	17	Khokhashvili, Nodar	U.S.S.R.		2
B	Winner— 3	Watanabe, Osamu	JAPAN	Decision	1
	Loser —17	Khokhashvili, Nodar	U.S.S.R.		3

Final Classification

1	3	Watanabe, Osamu	JAPAN
2	19	Ivanov, Stantcho Kolev	BULGARIA
3	17	Khokhashvili, Nodar	U.S.S.R.
4	15	Douglas, Bobby E.	U.S.A.
5	21	Ebrahimi, Mohammed E.	AFGHAN
6	11	Saifpour-Sadabadi, M. E.	IRAN



Freestyle Feather-weight winners
Les vainqueurs des Poids plume,
Lutte libre

- ① O. Watanabe (JPN)
- ② S. Ivanov (BUL)
- ③ N. Khokhashvili (URS)

Free Style—Libre**Light-Weight—Poid Léger (70 kgs)** 22 countries 22 competitors**Previous Olympic Winners**

1904	B. Bradshaw	U.S.A.	1936	K. Karpati	HUNGARY
1908	G. Relwyskow	BRITAIN	1948	C. Atik	TURKEY
1920	K. Anttila	FINLAND	1952	O. Anderberg	SWEDEN
1924	R. Vis	U.S.A.	1956	E. Habibi	IRAN
1928	O. Kapp	ESTONIA	1960	S. Wilson	U.S.A.
1932	C. Pacome	FRANCE			

No.	Name	Country	1	2	3	4	5	Final	Rank
1	M. Atalay	TURKEY	(1)	(1)	(0)	(1)	(3)		4
2	Z. Beriashvili	U.S.S.R.	(3)	(1)	(1)	(1)			6
3	S. Ioannidis	GREECE	(3)	(3)	(4)				
4	M. Bashir	PAKISTAN	(1)	(3)	(4)				
5	U. Chand	INDIA	(1)	(4)	(3)				
6	A. Savolainen	FINLAND	(3)	(0)	(4)				
7	E. Dimov	BULGARIA	(0)	(0)	(0)	(3)	(2)	(1)	1
8	K. Tham	MALAYSIA	(4)	(4)					
9	M. Poikala	SWEDEN	(3)	(3)					
10	G. Ruth	U.S.A.	(1)	(1)	(3)	(1)			6
11	I. Horiuchi	JAPAN	(1)	(1)	(1)	(2)	(1)		3
12	S. Danzandarjaa	MONGOLIA	(3)	(3)					
13	A. Partiza	MEXICO	(4)	(3)					
14	S. Marsh	AUSTRALIA	(0)	(3)	(1)	(3)			
15	K. Stephenson	BRITAIN	(3)	(1)	(3)				
16	A. Ardabili	IRAN	(1)	(1)	(1)	(2)	(2)		5
17	A. Greig	NZEALAND	(3)	(4)					
18	D. G. Chung	KOREA	(1)	(1)	(3)	(1)			6
19	K. Rost	GERMANY	(1)	(0)	(1)	(3)		(3)	2
20	R. Doner	CANADA	(3)	(3)					
21	D. Djan	AFGHAN	(1)	(3)	(3)				
22	C. Vario	ARGENTIN	(3)	(1)		(3)			

1st Round

Mat	No.	Name	Country	Result	Bad Marks	Total Bad Marks
A	Winner— 1	Atalay, Mahmut	TURKEY	Decision	1	1
	Loser — 2	Beriashvili, Zarbegi	U.S.S.R.		3	3
A	Winner— 4	Bashir, Muhammad	PAKISTAN	Decision	1	1
	Loser — 3	Ioannidis, Stefanos	GREECE		3	3
A	Winner— 5	Chand, Udey	INDIA	Decision	1	1
	Loser — 6	Savolainen, Arto	FINLAND		3	3

A	Winner—7	Dimov, Enio Valtchev	BULGARIA	Fall 0'48"	0	0
	Loser —8	Tham, Kook Chin	MALAYSIA		4	4
A	Winner—10	Ruth, Gregory Koch	U.S.A.	Decision	1	1
	Loser —9	Poikala, Matti Tapio	SWEDEN		3	3
A	Winner—11	Horiuchi, Iwao	JAPAN	Decision	1	1
	Loser —12	Danzandarjaa, Sereeter	MONGOLIA		3	3
A	Winner—14	Marsh, Sidney Reginald	AUSTRALA	Fall 4'06"	0	0
	Loser —13	Echaniz Partida, A.	MEXICO		4	4
A	Winner—16	Movahed-Ardabili, A.	IRAN	Decision	1	1
	Loser —15	Stephenson, Kenneth	BRITAIN		3	3
B	Winner—19	Rost, Klaus	GERMANY	Decision	1	1
	Loser —20	Doner, Roger	CANADA		3	3
A	Winner—18	Chung, Dong-Goo	KOREA	Decision	1	1
	Loser —17	Greig, Anthony Granville	NZEALAND		3	3
B	Winner—21	Djan, Djan Aka	AFGHAN	Decision	1	1
	Loser —22	Vario, Carlos Alberto	ARGENTIN		3	3

2nd Round

Mat	No.	Name	Country	Result	Bad Marks	Total Bad Marks
B	Winner—1	Atalay, Mahmut	TURKEY	Decision	1	2
	Loser —3	Ioannidis, Stefanos	GREECE		3	6 *
B	Winner—2	Beriyashvili, Zarbegi	U.S.S.R.	Decision	1	4
	Loser —4	Bashir, Muhammad	PAKISTAN		3	4
B	Winner—7	Dimov, Enio Valtchev	BULGARIA	Fall 4'09"	0	0
	Loser —5	Chand, Udey	INDIA		4	5
B	Winner—6	Savolainen, Arto	FINLAND	Fall 2'22"	0	3
	Loser —8	Tham, Kook Chin	MALAYSIA		4	8 *
B	Winner—11	Horiuchi, Iwao	JAPAN	Decision	1	2
	Loser —9	Poikala, Matti Tapio	SWEDEN		3	6 *
B	Winner—10	Ruth, Gregory Koch	U.S.A.	Decision	1	2
	Loser —12	Danzandarjaa, Sereeter	MONGOLIA		3	6 *
B	Winner—15	Stephenson, Kenneth	BRITAIN	Decision	1	4
	Loser —13	Echaniz Partida, A.	MEXICO		3	7 *
B	Winner—16	Movahed-Ardabili, A.	IRAN	Decision	1	2
	Loser —14	Marsh, Sidney Reginald	AUSTRALA		3	3
B	Winner—19	Rost, Klaus	GERMANY	Fall 6'39"	0	1
	Loser —17	Greig, Anthony Granville	NZEALAND		4	7 *
B	Winner—18	Chung, Dong-Goo	KOREA	Decision	1	2
	Loser —21	Djan, Djan Aka	AFGHAN		3	4
B	Winner—22	Vario, Carlos Alberto	ARGENTIN	Decision	1	4
	Loser —20	Doner, Roger	CANADA		3	6 *

3rd Round

Mat	No.	Name	Country	Result	Bad Marks	Total Bad Marks
C	Winner—1	Atalay, Mahmut	TURKEY	Fall 8'30"	0	2
	Loser —4	Bashir, Muhammad	PAKISTAN		4	8 *
C	Winner—2	Beriyashvili, Zarbegi	U.S.S.R.	Decision	1	5
	Loser —5	Chand, Udey	INDIA		3	8 *
C	Winner—7	Dimov, Enio Valtchev	BULGARIA	Fall 5'07"	0	0
	Loser —6	Savolainen, Arto	FINLAND		4	7 *
C	Winner—11	Horiuchi, Iwao	JAPAN	Decision	1	3
	Loser —10	Ruth, Gregory Koch	U.S.A.		3	5
C	Winner—14	Marsh, Sidney Reginald	AUSTRALA	Decision	1	4
	Loser —15	Stephenson, Kenneth	BRITAIN		3	7 *
C	Winner—16	Movahed-Ardabili, A.	IRAN	Decision	1	3
	Loser —18	Chung, Dong-Goo	KOREA		3	5
C	Winner—19	Rost, Klaus	GERMANY	Decision	1	2
	Loser —21	Djan, Djan Aka	AFGHAN		3	7 *
	22	Vario, Carlos Alberto	ARGENTIN	Bye	0	4

4th Round

Mat	No.	Name	Country	Result	Bad Marks	Total Bad Marks
B	Winner—1	Atalay, Mahmut	TURKEY	Decision	1	3
	Loser —22	Vario, Carlos Alberto	ARGENTIN		3	7 *
B	Winner—2	Beriashvili, Zarbegi	U.S.S.R.	Decision	1	6 *
	Loser —7	Dimov, Enio Valtchev	BULGARIA		3	3
B	Winner—10	Ruth, Gregory Koch	U.S.A.	Decision	1	6 *
	Loser —14	Marsh, Sidney Reginald	AUSTRALA		3	7 *
	11	Horiuchi, Iwao	JAPAN	Draw	2	5
	16	Movahed-Ardabili, A.	IRAN		2	5
B	Winner—18	Chung, Dong-Goo	KOREA	Decision	1	6 *
	Loser —19	Rost, Klaus	GERMANY		3	5

5th Round

Mat	No.	Name	Country	Result	Bad Marks	Total Bad Marks
C	Winner—11	Horiuchi, Iwao	JAPAN	Decision	1	6 *
	Loser —1	Atalay, Mahmut	TURKEY		3	6 *
C	7	Dimov, Enio Valtchev	BULGARIA	Draw	2	5
	16	Movahed-Ardabili, A.	IRAN		2	7 *
	19	Rost, Klaus	GERMANY	Bye	0	5


Note *—Eliminated

Final Round

Mat	No.	Name	Country	Result	Bad Marks
B	Winner—7	Dimov, Enio Valtchev	BULGARIA	Decision	1
	Loser —19	Rost, Klaus	GERMANY		3

Final Classification

1	7	Dimov, Enio Valtchev	BULGARIA
2	19	Rost, Klaus	GERMANY
3	11	Horiuchi, Iwao	JAPAN
4	1	Atalay, Mahmut	TURKEY
5	16	Movahed-Ardabili, A.	IRAN
6	2	Beriashvili, Zarbegi	U.S.S.R.
6	10	Ruth, Gregory Koch	U.S.A.
6	18	Chung, Dong-Goo	KOREA



Freestyle Light-weight medalists
Les médaillés de la catégorie Poids léger, Lutte libre

- ① E. Dimov (BUL)
- ② K. Rost (GER)
- ③ I. Horiuchi (JPN)

Free Style—Libre

Welter-Weigh—Poids Mi-moyen (78 kgs) 22 Countries 22 Competitors

Previous Olympic Winners

1904	O. Roehm	U.S.A.	1948	Y. Dogu	TURKEY
1924	H. Gehri	SWITZ	1952	W. Smith	U.S.A.
1928	A. Haavisto	FINLAND	1956	Ikeda, Mitsuo	JAPAN
1932	F. Van Bebber	U.S.A.	1960	D. Blubaugh	U.S.A.
1936	F. W. Lewis	U.S.A.			

No.	Name	Country	1	2	3	4	5	Final	Rank
1	P. Dermenjiev	BULGARIA	(0)	(1)	(3)	(1)	(3)		4
2	B. S. Choi	KOREA	(4)	(3)					
3	K. Bajko	HUNGARY	(1)	(3)	(3)				
4	M. Afzal	PAKISTAN	(3)	(1)	(1)	(4)			
5	M. Sanatkaran	IRAN	(1)	(1)	(1)	(0)	(1)	(2)	3
6	M. Heinze	GERMANY	(3)	(1)	(3)			(2)	
7	Y. Watanabe	JAPAN	(1)	(3)	(1)	(1)			5
8	S. Tampa	RUMANIA	(3)	(3)					
9	P. Oberlander	CANADA	(0)	(0)	(3)	(3)			6
10	H. Barlie	NORWAY	(4)						
11	J. Mayo	PHILPINS	(4)	(4)					
12	G. Sagaradze	U.S.S.R.	(0)	(0)	(1)	(1)	(2)	(2)	2
13	S. Shakar	AFGHAN	(2)	(4)					
14	L. Allen	BRITAIN	(2)	(3)	(3)				
15	J. Graffigna	ARGENTIN	(3)	(1)	(3)				
16	M. Singh	INDIA	(1)	(3)	(1)	(3)			
17	C. Tribble	U.S.A.	(4)						
18	I. Ogan	TURKEY	(0)	(1)	(1)	(0)	(2)	(2)	1
19	J. Boyle	AUSTRALA	(3)	(3)					
20	M. Jigidym	MONGOLIA	(1)	(1)	(1)	(4)			
21	J. Feeney	IRELAND	(3)	(1)	(3)				
22	G. Vescovi	ITALY	(1)	(3)		(3)			

1st Round

Mat	No.	Name	Country	Result	Bad Marks	Total Bad Marks
C	Winner— 1	Dermendjiev, Petko A.	BULGARIA	Fall 5'53"	0	0
	Loser — 2	Choi, Byung-Sup	KOREA		4	4
C	Winner— 5	Sanatkaran, Mohamad-Ali	IRAN	Decision	1	1
	Loser — 6	Heinze, Martin	GERMANY		3	3
C	Winner— 7	Watanabe, Yasuo	JAPAN	Decision	1	1
	Loser — 8	Tampa, Stefan	RUMANIA		3	3

C	Winner—9	Oberlander, Philip	CANADA	Fall 1'46"	0	0
	Loser —10	Barlie, Harald	NORWAY		4	4
C	Winner—12	Sagaradze, Guliko	U.S.S.R.	Fall 2'32"	0	0
	Loser —11	Mayo, Job Jr.	PHILPINS		4	4
C	13	Shakar, Shakar Khan	AFGHAN	Draw	2	2
	14	Allen, Leonard John	BRITAIN		2	2
C	Winner—18	Ogan, Ismail	TURKEY	Fall 4'11"	0	0
	Loser —17	Tribble, Charles Edward	U.S.A.		4	4
C	Winner—16	Singh, Madho	INDIA	Decision	1	1
	Loser —15	Graffigna, Julio Ricardo	ARGENTIN		3	3
C	Winner—20	Jigjidy, Monkhat	MONGOLIA	Decision	1	1
	Loser —19	Boyle, John Martin	AUSTRALA		3	3
C	Winner—3	Bajko, Karoly	HUNGARY	Decision	1	1
	Loser —4	Afzal, Muhammad	PAKISTAN		3	3
C	Winner—22	De Vescovi, Gaetano	ITALY	Decision	1	1
	Loser —21	Feeney, Joseph	IRELAND		3	3

2nd Round

Mat	No.	Name	Country	Result	Bad Marks	Total Bad Marks
C	Winner—1	Dermendjiev, Petko A.	BULGARIA	Decision	1	1
	Loser —3	Bajko, Karoly	HUNGARY		3	4
C	Winner—4	Afzal, Muhammad	PAKISTAN	Decision	1	4
	Loser —2	Choi, Byung-Sup	KOREA		3	7 *
C	Winner—5	Sanatkaran, Mohamad-Ali	IRAN	Decision	1	2
	Loser —7	Watanabe, Yasuo	JAPAN		3	4
C	Winner—6	Heinze, Martin	GERMANY	Decision	1	4
	Loser —8	Tampa, Stefan	RUMANIA		3	6 *
C	Winner—9	Oberlander, Philip	CANADA	Fall 4'29"	0	0
	Loser —11	Mayo, Job Jr.	PHILPINS		4	8 *
C	Winner—12	Sagaradze, Guliko	U.S.S.R.	Fall 3'30'	0	0
	Loser —13	Shakar, Shakar Khan	AFGHAN		4	6 *
C	Winner—15	Graffigna, Julio Ricardo	ARGENTIN	Decision	1	4
	Loser —14	Allen, Leonard John	BRITAIN		3	5
C	Winner—18	Ogan, Ismail	TURKEY	Decision	1	1
	Loser —16	Singh, Madho	INDIA		3	4
C	Winner—21	Feeney, Joseph	IRELAND	Decision	1	4
	Loser —19	Boyle, John Martin	AUSTRALA		3	6 *
C	Winner—20	Jigjidy, Monkhat	MONGOLIA	Decision	1	2
	Loser —22	De Vescovi, Gaetano	ITALY		3	4

3rd Round

Mat	No.	Name	Country	Result	Bad Marks	Total Bad Marks
A	Winner—4	Afzal, Muhammad	PAKISTAN	Decision	1	5
	Loser —1	Dermendjiev, Petko A.	BULGARIA		3	4
A	Winner—5	Sanatkaran, Mohamad-Ali	IRAN	Decision	1	3
	Loser —3	Bajko, Karoly	HUNGARY		3	7 *
A	Winner—7	Watanabe, Yasuo	JAPAN	Decision	1	5
	Loser —6	Heinze, Martin	GERMANY		3	7 *
A	Winner—12	Sagaradze, Guliko	U.S.S.R.	Decision	1	1
	Loser —9	Oberlander, Philip	CANADA		3	3
A	Winner—16	Singh, Madho	INDIA	Decision	1	5
	Loser —14	Allen, Leonard John	BRITAIN		3	8 *
A	Winner—18	Ogan, Ismail	TURKEY	Decision	1	2
	Loser —15	Graffigna, Julio Ricardo	ARGENTIN		3	7 *
A	Winner—20	Jigjidy, Monkhat	MONGOLIA	Decision	1	3
	Loser —21	Feeney, Joseph	IRELAND		3	7 *
	22	De Vescovi, Gaetano	ITALY	Bye	0	4

4th Round

Mat	No.	Name	Country	Result	Bad Marks	Total Bad Marks
A	Winner—1	Dermendjiev, Petko A.	BULGARIA	Decision	1	5
	Loser —22	De Vescovi, Gaetano	ITALY		3	7 *
A	Winner—5	Sanatkarán, Mohamad-Ali	IRAN	Default 8'17"	0	3
	Loser —4	Afzal, Muhammad	PAKISTAN		4	9 *
A	Winner—7	Watanabe, Yasuo	JAPAN	Decision	1	6 *
	Loser —9	Oberlander, Philip	CANADA		3	6 *
A	Winner—12	Sagaradze, Guliko	U.S.S.R.	Decision	1	2
	Loser —16	Singh, Madho	INDIA		3	8 *
A	Winner—18	Ogan, Ismail	TURKEY	Foul	0	2
	Loser —20	Jigjidy, Monkhat	MONGOLIA		4	7 *

5th Round

Mat	No.	Name	Country	Result	Bad Marks	Total Bad Marks
B	Winner—5	Sanatkarán, Mohamad-Ali	IRAN	Decision	1	4
	Loser —1	Dermendjiev, Petko A.	BULGARIA		3	8 *
B	12	Sagaradze, Guliko	U.S.S.R.	Draw	2	4
	18	Ogan, Ismail	TURKEY		2	4

Note *—Eliminated


Final Round

Mat	No.	Name	Country	Result	Bad Marks
B	5	Sanatkarán, Mohamad-Ali	IRAN	Draw	2
	12	Sagaradze, Guliko	U.S.S.R.		2
B	5	Sanatkarán, Mohamad-Ali	IRAN	Draw	2
	18	Ogan, Ismail	TURKEY		2

Final Classification

1	18	Ogan, Ismail	TURKEY
2	12	Sagaradze, Guliko	U.S.S.R.
3	5	Sanatkarán, Mohamad-Ali	IRAN
4	1	Dermendjiev, Petko A.	BULGARIA
5	7	Watanabe, Yasuo	JAPAN
6	9	Oberlander, Philip	CANADA

Free Style Welter-weight with I. Ogan (TUR) v. M. Sanatkarán (IRN)
Poids mi-moyen, Lutte libre, avec I. Ogan (TUR) contre M. Sanatkarán (IRN)



Freestyle Welter-weight winners
Les vainqueurs des Poids mi-moyen,
Lutte libre

① I. Ogan (TUR) ② G. Sagaradze (URS) ③ M. Sanatkaran (IRAN)



Free Style=Libre

Middle-Weight=Poids Moyen (87kg) 16 Countries 16 competitors

Previous Olympic Winners

1904	Ch. Erickson	U.S.A.	1936	E. Poilve	FRANCE
1908	S. V. Bacon	BRITAIN	1948	G. Brand	U.S.A.
1920	E. Leino	FINLAND	1952	D. Tchimakouridze	U.S.S.R.
1924	E. Haggmann	SWITZ	1956	N. S. Nikolov	BULGARIA
1928	E. Kyburz	SWITZ	1960	H. Gungor	TURKEY
1932	I. Johansson	SWEDEN			

No.	Name	Country	1	2	3	4	5	Final	Rank
1	G. Bauch	GERMANY	(3)	(1)	(1)	(4)			
2	T. Sasaki	JAPAN	(1)	(0)	(3)	(2)			5
3	F. Garcia	PHILPINS	(3)	(3)					
4	B. Khorloo	MONGOLIA	(1)	(4)	(3)				
5	T. Wyk	NTHNRHOD	(4)	(4)					
6	D. Brand	U.S.A.	(0)	(2)	(1)	(0)	(3)		3
7	G. Hollosi	HUNGARY	(3)	(0)	(1)	(2)			5
8	M. Mehdizade	IRAN	(1)	(2)	(1)	(1)	(1)		4
9	A. Gonzalez	PANAMA	(4)	(4)					
10	F. Muhammad	PAKISTAN	(0)	(2)	(3)	(4)			
11	H. Gungor	TURKEY	(0)	(0)	(1)	(3)	(1)	(2)	2
12	D. M. Kang	KOREA	(4)	(2)					
13	R. Kobelt	SWITZ	(0)	(3)	(3)				
14	J. Singh	INDIA	(4)	(4)					
15	S. Lomidze	U.S.S.R.	(2)	(1)	(3)				
16	P. Garjev	BULGARIA	(2)	(0)		(0)	(3)	(2)	1

1st Round

Mat	No.	Name	Country	Result	Bad Marks	Total Bad Marks
B	Winner—2	Sasaki, Tatsuo	JAPAN	Decision	1	1
	Loser —1	Bauch, Gunter	GERMANY		3	3

B	Winner—8	Mehdizade, Mansour	IRAN	Decision	1	1
	Loser —7	Holloosi, Geza	HUNGARY		3	3
B	Winner—10	Muhammad, Faiz	PAKISTAN	Fall 1'23"	0	0
	Loser —9	Gonzalez, Alfonso Rafael	PANAMA		4	4
B	Winner—11	Gungor, Hasan	TURKEY	Fall 9'32"	0	0
	Loser —12	Kang, Doo-Man	KOREA		4	4
B	Winner—13	Kobelt, Rudolf	SWITZ	Fall 0'41"	0	0
	Loser —14	Singh, Jit	INDIA		4	4
B	15	Lomidze, Shota	U.S.S.R.	Draw	2	2
	16	Gardjev, Prodan Stoyanov	BULGARIA		2	2
B	Winner—6	Brand, Daniel Oliver	U.S.A.	Fall 6'07"	0	0
	Loser —5	Van Wyk, Theuni S. G.	NTHNRHOD		4	4
B	Winner—4	Khorloo, Baianmonkh	MONGOLIA	Decision	1	1
	Loser —3	Garcia, Fernando H.	PHILPINS		3	3

2nd Round


Mat	No.	Name	Country	Result	Bad Marks	Total Bad Marks
A	Winner—1	Bauch, Gunter	GERMANY	Decision	1	4
	Loser —3	Garcia, Fernando H.	PHILPINS		3	6 *
A	Winner—2	Sasaki, Tatsuo	JAPAN	Fall 3'39"	0	1
	Loser —4	Khorloo, Baianmonkh	MONGOLIA		4	5
A	Winner—7	Holloosi, Geza	HUNGARY	Fall 4'40"	0	3
	Loser —5	Van Wyk, Theuni S. G.	NTHNRHOD		4	8 *
A	6	Brand, Daniel Oliver	U.S.A.	Draw	2	2
	8	Mehdizade, Mansour	IRAN		2	3
A	Winner—11	Gungor, Hasan	TURKEY	Fall 4'57"	0	0
	Loser —9	Gonzalez, Alfonso Rafael	PANAMA		4	8 *
A	10	Muhammad, Faiz	PAKISTAN	Draw	2	2
	12	Kang, Doo-Man	KOREA		2	6 *
A	Winner—15	Lomidze, Shota	U.S.S.R.	Decision	1	3
	Loser —13	Kobelt, Rudolf	SWITZ		3	3
A	Winner—16	Gardjev, Prodan Stoyanov	BULGARIA	Fall 5'54"	0	2
	Loser —14	Singh, Jit	INDIA		4	8 *

3rd Round

Mat	No.	Name	Country	Result	Bad Marks	Total Bad Marks
B	Winner—1	Bauch, Gunter	GERMANY	Decision	1	5
	Loser —4	Khorloo, Baianmonkh	MONGOLIA		3	8 *
B	Winner—6	Brand, Daniel Oliver	U.S.A.	Decision	1	3
	Loser —2	Sasaki, Tatsuo	JAPAN		3	4
B	Winner—7	Holloosi, Geza	HUNGARY	Decision	1	4
	Loser —10	Muhammad, Faiz	PAKISTAN		3	5
B	Winner—8	Mehdizade, Mansour	IRAN	Decision	1	4
	Loser —13	Kobelt, Rudolf	SWITZ		3	6 *
B	Winner—11	Gungor, Hasan	TURKEY	Decision	1	1
	Loser —15	Lomidze, Shota	U.S.S.R.		3	6 *
	16	Gardjev, Prodan Stoyanov	BULGARIA	Bye	0	2

4th Round

Mat	No.	Name	Country	Result	Bad Marks	Total Bad Marks
C	Winner—16	Gardjev, Prodan Stoyanov	BULGARIA	Fall 2'17"	0	2
	Loser —1	Bauch, Gunter	GERMANY		4	9 *
C	2	Sasaki, Tatsuo	JAPAN	Draw	2	6 *
	7	Holloosi, Geza	HUNGARY		2	6 *
C	Winner—6	Brand, Daniel Oliver	U.S.A.	Fall 5'06"	0	3
	Loser —10	Muhammad, Faiz	PAKISTAN		4	9 *
C	Winner—8	Mehdizade, Mansour	IRAN	Decision	1	5
	Loser —11	Gungor, Hasan	TURKEY		3	4



Freestyle Middle-weight P. Gardjev (BUL) v. S. Lomidze (URS)
Poids moyen, Lutte libre, avec P. Gardjev (BUL) contre S. Lomidze (URS)

5th Round

Mat	No.	Name	Country	Result	Bad Marks	Total Bad Marks
C	Winner—8	Mehdizade, Mansour	IRAN	Decision	1	6 *
	Loser —16	Gardjev, Prodan Stoyanov	BULGARIA		3	5
B	Winner—11	Gungor, Hasan	TURKEY	Decision	1	5
	Loser —6	Brand, Daniel Oliver	U.S.A.		3	6 *

Note *—Eliminated


Final Round

Mat	No.	Name	Country	Result	Bad Marks
B	16	Gardjev, Prodan Stoyanov	BULGARIA	Draw	2
	11	Gungor, Hasan	TURKEY		

Final Classification

1	16	Gardjev, Prodan Stoyanov	BULGARIA
2	11	Gungor, Hasan	TURKEY
3	6	Brand, Daniel Oliver	U.S.A.
4	8	Mehdizade, Mansour	IRAN
5	2	Sasaki, Tatsuo	JAPAN
5	7	Hollosi, Geza	HUNGARY

Freestyle Middle-weight winners
Les vainqueurs des Poids moyen, Lutte libre
 ① P. Gardjev (BUL)
 ② H. Gungor (TUR)
 ③ D. Brand (USA)



Free Style—Libre

Light Heavy-Weigh—Poids Mi-lourd (97 kgs) 16 countries 16 competitors

Previous Olympic Winners

1920	A. Larsson	SWEDEN	1948	H. Wittenberg	U.S.A.
1924	J. Spellman	U.S.A.	1952	B. W. Palm	SWEDEN
1928	T. Sjostedt	SWEDEN	1956	G. R. Takhti	IRAN
1932	P. Mehringer	U.S.A.	1960	I. Atli	TURKEY
1936	K. Fridell	SWEDEN			

No.	Name	Country	1	2	3	4	5	Final	Rank
1	P. Jutzeler	SWITZ	(1)	(0)	(3)	(1)	(4)		5
2	M. Mane	INDIA	(3)	(1)	(3)				
3	E. Olziisaikhany	MONGOLIA	(4)	(4)					
4	H. Kiehl	GERMANY	(0)	(3)	(1)	(3)			
5	I. Vigh	HUNGARY	(3)	(2)	(1)				
6	G. Takhti	IRAN	(1)	(0)	(0)	(3)	(2)		4
7	S. Kawano	JAPAN	(1)	(2)	(4)				
8	A. Buck	BRITAIN	(3)	(4)					
9	S. Cattan	PANAMA	(3)	(4)					
10	H. Williams	AUSTRALA	(1)	(4)	(4)				
11	S. Sherifov	BULGARIA	(2)	(0)	(0)	(1)	(2)	(4)	3
12	A. Ayik	TURKEY	(2)	(0)	(2)	(1)			2
13	A. Medved	U.S.S.R.	(0)	(1)	(2)		(0)	(0)	1
14	F. Ballo	RUMANIA	(4)	(2)					
15	K. Eriksson	SWEDEN	(3)	(3)					
16	G. Conine	U.S.A.	(1)	(2)		(3)			6

1st Round

Mat	No.	Name	Country	Result	Bad Marks	Total Bad Marks
C	Winner— 1	Jutzeler, Peter	SWITZ	Decision	1	1
	Loser — 2	Mane, Maruti	INDIA		3	3
C	Winner— 4	Kiehl, Heinz	GERMANY	Fall 5'59"	0	0
	Loser — 3	Olziisaikhany, E.	MONGOLIA		4	4
C	Winner— 6	Takhti, Gholam-Reza	IRAN	Decision	1	1
	Loser — 5	Vigh, Imre	HUNGARY		3	3
C	Winner— 7	Kawano, Shunichi	JAPAN	Decision	1	1
	Loser — 8	Buck, Anthony Jude Joseph	BRITAIN		3	3
C	Winner—10	Williams, Hugh	AUSTRALA	Decision	1	1
	Loser — 9	Cohen Cattan, Sion E.	PANAMA		3	3
C	11	Sherifov, Said Musiafov	BULGARIA	Draw	2	2
	12	Ayik, Ahmet	TURKEY		2	2
C	Winner—13	Medved, Alexandr	U.S.S.R.	Fall 2'12"	0	0
	Loser —14	Ballo, Francisc	RUMANIA		4	4
C	Winner—16	Conine, Gerald Guy	U.S.A.	Decision	1	1
	Loser —15	Eriksson, Knut O.L.	SWEDEN		3	3

2nd Round

Mat	No.	Name	Country	Result	Bad Marks	Total Bad Marks
A	Winner— 1	Jutzeler, Peter	SWITZ	Fall 1'07"	0	1
	Loser — 3	Olziisaikhany, E.	MONGOLIA		4	8 *
A	Winner— 2	Mane, Maruti	INDIA	Decision	1	4
	Loser — 4	Kiehl, Heinz	GERMANY		3	3
A	Winner— 6	Takhti, Gholam-Reza	IRAN	Fall 3'28"	0	1
	Loser — 8	Buck, Anthony Jude Joseph	BRITAIN		4	7 *
A	5	Vigh, Imre	HUNGARY	Draw	2	5
	7	Kawano, Shunichi	JAPAN		2	3
A	Winner— 11	Sherifov, Said Mustafov	BULGARIA	Fall 0'17"	0	2
	Loser — 9	Cohen Cattan, Sion E.	PANAMA		4	7 *
A	Winner— 12	Aylk, Ahmet	TURKEY	Fall 7'51"	0	2
	Loser — 10	Williams, Hugh	AUSTRALA		4	5
A	Winner— 13	Medved, Alexandr	U.S.S.R.	Decision	1	1
	Loser — 15	Eriksson, Knut O. L.	SWEDEN		3	6 *
A	14	Ballo, Francisc	RUMANIA	Draw	2	6 *
	16	Conine, Gerald Guy	U.S.A.		2	3

3rd Round

Mat	No.	Name	Country	Result	Bad Marks	Total Bad Marks
B	Winner— 4	Kiehl, Heinz	GERMANY	Decision	1	4
	Loser — 1	Jutzeler, Peter	SWITZ		3	4
B	Winner— 5	Vigh, Imre	HUNGARY	Decision	1	6 *
	Loser — 2	Mane, Maruti	INDIA		3	7 *
B	Winner— 6	Takhti, Gholam-Reza	IRAN	Fall 1'48"	0	1
	Loser — 7	Kawano, Shunichi	JAPAN		4	7 *
B	Winner— 11	Sherifov, Said Mustafov	BULGARIA	Fall 5'19"	0	2
	Loser — 10	Williams, Hugh	AUSTRALA		4	9 *
B	12	Ayik, Ahmet	TURKEY	Draw	2	4
	13	Medved, Alexandr	U.S.S.R.		2	3
	16	Conine, Gerald Guy	U.S.A.	Bye	0	3

4th Round

Mat	No.	Name	Country	Result	Bad Marks	Total Bad Marks
C	Winner— 1	Jutzeler, Peter	SWITZ	Decision	1	5
	Loser — 16	Conine, Gerald Guy	U.S.A.		3	6 *
C	Winner— 11	Sherifov, Said Mustafov	BULGARIA	Decision	1	3
	Loser — 4	Kiehl, Heinz	GERMANY		3	7 *
C	Winner— 12	Ayik, Ahmet	TURKEY	Decision	1	5
	Loser — 6	Takhti, Gholam-Reza	IRAN		3	4
	13	Medved, Alexandr	U.S.S.R.	Bye	0	3

5th Round

Mat	No.	Name	Country	Result	Bad Marks	Total Bad Marks
C	Winner— 13	Medved, Alexandr	U.S.S.R.	Fall 3'51"	0	3
	Loser — 1	Jutzeler, Peter	SWITZ		4	9 *
C	6	Takhti, Gholam-Reza	IRAN	Draw	2	6 *
	11	Sherifov, Said Mustafov	BULGARIA		2	5
	12	Ayik, Ahmet	TURKEY	Bye	0	5


Note * —Eliminated

Final Round

Mat	No.	Name	Country	Result	Bad Marks
B	Winner—13	Medved, Alexandr	U.S.S.R.	Fall 0'39"	0
	Loser —11	Sherifov, Said Mustafov	BULGARIA		4

Final Classification

1	13	Medved, Alexandr	U.S.S.R.
2	12	Ayik, Ahmet	TURKEY
3	11	Sherifov, Said Mustafov	BULGARIA
4	6	Takhti, Gholam-Reza	IRAN
5	1	Jutzeler, Peter	SWITZ
6	16	Conine, Gerald Guy	U.S.A.



Freestyle Light Heavy-weight match between A. Medved (URS) and A. Ayik (TUR)

Match Poids mi-lourd, Lutte libre, entre A. Medved (URS) et A. Ayik (TUR)

Medalists Les médaillés ① A. Medved (URS) ② A. Ayik (TUR) ③ S. Sherifov (BUL)

Free Style—Libre**Heavy-Weight—Poids Lourd** (over 97 kgs) 13 countries 13 competitors**Previous Olympic Winners**

1904	B. Hansen	U.S.A.	1936	K. Palusalu	ESTONIA
1908	G. O'Kelly	BRITAIN	1948	G. Bobis	HUNGARY
1920	R. Roth	SWITZ	1952	A. Mekokishvili	U.S.S.R.
1924	H. Steele	U.S.A.	1956	H. Kaplan	TURKEY
1928	J. Richtoff	SWEDEN	1960	W. Dietrich	GERMANY
1932	J. Richtoff	SWEDEN			

No.	Name	Country	1	2	3	4	Final	Rank
1	A. Robertsson	SWEDEN	(3)	(2)	(3)			
2	H. Kaplan	TURKEY	(1)	(2)	(2)	(2)	(0)	3
3	W. Dietrich	GERMANY	(3)	(2)	(1)			
4	L. D. Kristoff	U.S.A.	(1)	(3)	(2)			
5	A. Ivanitsky	U.S.S.R.	(0)	(1)	(0)	(1)		1
6	S. Tserendonoin	MONGOLIA	(4)	(4)			(2)	
7	J. Reznak	HUNGARY	(3)	(0)	(4)			
8	A. Djiber	BULGARIA	(1)	(1)	(1)	(0)	(2)	2
9	B. Kubat	CZECHSLV	(2)	(3)	(0)	(2)	(0)	4
10	S. Stingu	RUMANIA	(2)	(0)	(3)	(3)	(0)	6
11	G. Andalkar	INDIA	(1)	(4)	(4)		(4)	
12	D. McNamara	BRITAIN	(3)		(0)	(4)	(4)	5
13	M. Saito	JAPAN		(2)	(4)			

1st Round

Mat	No.	Name	Country	Result	Bad Marks	Total Bad Marks
A	Winner—2	Kaplan, Hamit	TURKEY	Decision	1	1
	Loser —1	Robertsson, Arne	SWEDEN		3	3
A	Winner—4	Kristoff, Larry Dean	U.S.A.	Decision	1	1
	Loser —3	Dietrich, Wilfried	GERMANY		3	3
A	Winner—5	Ivanitsky, Alexandr	U.S.S.R.	Fall 0'59"	0	0
	Loser —6	Tserendonoin, Sanjaa	MONGOLIA		4	4
A	Winner—8	Djiber, Liutvi Ahmedov	BULGARIA	Decision	1	1
	Loser —7	Reznak, Janos	HUNGARY		3	3
A	9	Kubat, Bohumil	CZECHSLV	Draw	2	2
	10	Stingu, Stefan	RUMANIA		2	2
A	Winner—11	Andalkar, Ganpat	INDIA	Decision	1	1
	Loser —12	Mcnamara, Denis	BRITAIN		3	3
	13	Saito, Masanori	JAPAN	Bye	0	0

2nd Round

Mat	No.	Name	Country	Result	Bad Marks	Total Bad Marks
B	13	Saito, Masanori	JAPAN	Draw	2	2
	1	Robertsson, Arne	SWEDEN		2	5
B	2	Kaplan, Hamit	TURKEY	Draw	2	3
	3	Dietrich, Wilfried	GERMANY		2	5

B	Winner— 5	Ivanitsky, Alexandr	U.S.S.R.	Decision	1	1
	Loser — 4	Kristoff, Larry Dean	U.S.A.		3	4
B	Winner— 7	Reznak, Janos	HUNGARY	Fall 2'34"	0	3
	Loser — 6	Tserendonoin, Sanjaa	MONGOLIA		4	8 *
B	Winner— 8	Djiber, Liutvi Ahmedov	BULGARIA	Decision	1	2
	Loser — 9	Kubat, Bohumil	CZECHSLV		3	5
B	Winner—10	Stingu, Stefan	RUMANIA	Foul 8'47"	0	2
	Loser —11	Andalkar, Ganpat	INDIA		4	5
	12	Mcnamara, Denis	BRITAIN	Bye	0	3

3rd Round

Mat	No.	Name	Country	Result	Bad Marks	Total Bad Marks
C	Winner—12	Mcnamara, Denis	BRITAIN	Fall 1'23"	0	3
	Loser —13	Saito, Masanori	JAPAN		4	6 *
C	Winner—3	Dietrich, Wilfried	GERMANY	Decision	1	6 *
	Loser —1	Robertsson, Arne	SWEDEN		3	8 *
C	2	Kaplan, Hamit	TURKEY	Draw	2	5
	4	Kristoff, Larry Dean	U.S.A.		2	6 *
C	Winner— 5	Ivanitsky, Alexandr	U.S.S.R.	Fall 2'25"	0	1
	Loser —7	Reznak, Janos	HUNGARY		4	7 *
C	Winner— 8	Djiber, Liutvi Ahmedov	BULGARIA	Decision	1	3
	Loser —10	Stingu, Stefan	RUMANIA		3	5
C	Winner— 9	Kubat, Bohumil	CZECHSLV	Fall 4'58"	0	5
	Loser —11	Andalkar, Ganpat	INDIA		4	9 *

4th Round

Mat	No.	Name	Country	Result	Bad Marks	Total Bad Marks
B	Winner— 8	Djiber, Liutvi Ahmedov	BULGARIA	Fall 2'47"	0	3
	Loser —12	Mcnamara, Denis	BRITAIN		4	7 *
B	2	Kaplan, Hamit	TURKEY	Draw	2	7 *
	9	Kubat, Bohumil	CZECHSLV		2	7 *
B	Winner— 5	Ivanitsky, Alexandr	U.S.S.R.	Decision	1	2
	Loser —10	Stingu, Stefan	RUMANIA		3	8 *

Note * —Eliminated

Final Round

Mat	No.	Name	Country	Result	Bad Marks
B	Winner— 9	Kubat, Bohumil	CZECHSLV	Default	0
	Loser —12	Mcnamara, Denis	BRITAIN		4
B	Winner— 2	Kaplan, Hamit	TURKEY	Fall 4'18"	0
	Loser —12	Mcnamara, Denis	BRITAIN		4
B	5	Ivanitsky, Alexandr	U.S.S.R.	Draw	2
	8	Djiber, Liutvi Ahmedov	BULGARIA		2

Final Classification

1	5	Ivanitsky, Alexandr	U.S.S.R.
2	8	Djiber, Liutvi Ahmedov	BULGARIA
3	2	Kaplan, Hamit	TURKEY
4	9	Kubat, Bohumil	CZECHSLV
5	12	Mcnamara, Denis	BRITAIN
6	10	Stingu, Stefan	RUMANIA



Freestyle Heavy-weight match between A. Ivanitsky (URS) and L. Djiber (BUL)
Match Poids lourd, Lutte libre, entre A. Ivanitsky (URS) et L. Djiber (BUL)



Medalists in the Freestyle
Heavy-weight Division
Les médaillés pour la caté-
gorie Poids lourd, Lutte libre
① A. Ivanitsky (URS)
② L. Djiber (BUL)
③ H. Kaplan (TUR)

Greco Roman==Gréco-Romaine

Fly-Weight==Poids Moulte (52kgs) 18 countries 18 competitors

Previous Olympic Winners

1948	P. Lombardi	ITALY	1956	N. Soloviev	U.S.S.R.
1952	B. Gourevitch	U.S.S.R.	1960	D. Pirvulescu	RUMANIA

No.	Name	Country	1	2	3	4	Final	Rank
1	S. S. Shin	KOREA	(2)	(3)	(1)			
2	B. Bozkurt	TURKEY	(2)	(1)	(3)			
3	M. Mewis	BELGIUM	(1)	(1)		(3)		4
4	A. Khoshoi	IRAN	(3)	(3)	(1)			
5	V. Ganotis	GREECE	(3)	(0)	(3)			
6	A. Sayadov	U.S.S.R.	(1)	(3)	(3)			
7	I. Alker	HUNGARY	(4)	(4)				
8	T. Hanahara	JAPAN	(0)	(1)	(1)	(1)	(0)	1
9	R. Bjorlin	FINLAND	(3)	(3)				
10	I. Fabra	ITALY	(1)	(1)	(1)	(3)		4
11	R. Lacour	GERMANY	(1)	(1)	(3)	(1)		4
12	F. Ali	U.A.R.	(3)	(3)				
13	J. Jensen	DENMARK	(3)	(3)			(4)	
14	D. Pirvulescu	RUMANIA	(1)	(0)	(1)		(3)	
15	A. S. Kerezov	BULGARIA	(2)	(1)		(1)	(1)	2
16	Malwa	INDIA	(2)					
17	C. Del Rio Gil	MEXICO	(4)	(4)				
18	J. R. Wilson	U.S.A.	(0)		(3)	(3)		4

1st Round

Mat	No.	Name	Country	Result	Bad Marks	Total Bad Marks
A	1	Shin, Sang Shik	KOREA	Draw	2	2
	2	Bozkurt, Burhan	TURKEY		2	2
A	Winner— 3	Mewis, Maurice	BELGIUM	Decision	1	1
	Loser — 4	Khoshoi, Ahmad	IRAN		3	3
A	Winner— 6	Sayadov, Armais	U.S.S.R.	Decision	1	1
	Loser — 5	Ganotis, Vasilios	GREECE		3	3
A	Winner— 8	Hanahara, Tsutomu	JAPAN	Fall 4'03"	0	0
	Loser — 7	Alker, Imre	HUNGARY		4	4
A	Winner— 10	Fabra, Ignazio	ITALY	Decision	1	1
	Loser — 9	Bjorlin, Risto	FINLAND		3	3
A	Winner— 11	Lacour, Rolf	GERMANY	Decision	1	1
	Loser — 12	Ali, Foad	U.A.R.		3	3
A	Winner— 14	Pirvulescu, Dumitru	RUMANIA	Decision	1	1
	Loser — 13	Jensen, Jorgen Christian	DENMARK		3	3
A	Winner— 18	Wilson, John Richard	U.S.A.	Fall 8'17"	0	0
	Loser — 17	Del Rio Gil, Cesar	MEXICO		4	4
A	15	Kerezov, Angel Stoyanov	BULGARIA	Draw	2	2
	16	Malwa	INDIA		2	2

2nd Round

Mat	No.	Name	Country	Result	Bad Marks	Total Bad Marks
A	Winner— 3	Mewis, Maurice	BELGIUM	Decision	1	2
	Loser — 1	Shin, Sang Shik	KOREA		3	5
A	Winner— 2	Bozkurt, Burhan	TURKEY	Decision	1	3
	Loser — 4	Khoshoi, Ahmad	IRAN		3	6 *
A	Winner— 5	Ganotis, Vasilios	GREECE	Default	0	3
	Loser — 7	Alker, Imre	HUNGARY		4	8 *
A	Winner— 8	Hanahara, Tsutomu	JAPAN	Decision	1	1
	Loser — 6	Sayadov, Armais	U.S.S.R.		3	4
A	Winner— 11	Lacour, Rolf	GERMANY	Decision	1	2
	Loser — 9	Bjorlin, Risto	FINLAND		3	6 *
A	Winner— 10	Fabra, Ignazio	ITALY	Decision	1	2
	Loser — 12	Ali, Foad	U.A.R.		3	6 *
A	Winner— 15	Kerezov, Angel Stoyanov	BULGARIA	Decision	1	3
	Loser — 13	Jensen, Jorgen Christian	DENMARK		3	6 *
A	Winner— 14	Pirvulescu, Dumitru	RUMANIA	Fall 2'55"	0	1
	Loser — 17	Del Rio Gil, Cesar	MEXICO		4	8 *
	18	Wilson, John Richard	U.S.A.	Bye	0	0

3rd Round

Mat	No.	Name	Country	Result	Bad Marks	Total Bad Marks
A	Winner— 3	Mewis, Maurice	BELGIUM	Decision	1	3
	Loser — 2	Bozkurt, Burhan	TURKEY		3	6 *
A	Winner— 8	Hanahara, Tsutomu	JAPAN	Decision	1	2
	Loser — 5	Ganotis, Vasilios	GREECE		3	6 *
A	Winner— 10	Fabra, Ignazio	ITALY	Decision	1	3
	Loser — 6	Sayadov, Armais	U.S.S.R.		3	7 *
A	Winner— 14	Pirvulescu, Dumitru	RUMANIA	Decision	1	2
	Loser — 11	Lacour, Rolf	GERMANY		3	5
A	Winner— 1	Shin, Sang Shik	KOREA	Decision	1	6 *
	Loser — 18	Wilson, John Richard	U.S.A.		3	3
	15	Kerezov, Angel Stoyanov	BULGARIA	Bye	0	3

4th Round

Mat	No.	Name	Country	Result	Bad Marks	Total Bad Marks
A	Winner— 15	Kerezov, Angel Stoyanov	BULGARIA	Decision	1	4
	Loser — 18	Wilson, John Richard	U.S.A.		3	6 *
A	Winner— 8	Hanahara, Tsutomu	JAPAN	Decision	1	3
	Loser — 3	Mewis, Maurice	BELGIUM		3	6 *
A	Winner— 11	Lacour, Rolf	GERMANY	Decision	1	6 *
	Loser — 10	Fabra, Ignazio	ITALY		3	6 *
	14	Pirvulescu, Dumitru	RUMANIA	Bye	0	2

Note * —Eliminated

Final Round

Mat	No.	Name	Country	Result	Bad Marks
A	Winner— 15	Kerezov, Angel Stoyanov	BULGARIA	Decision	1
	Loser — 14	Pirvulescu, Dumitru	RUMANIA		3
C	Winner— 8	Hanahara, Tsutomu	JAPAN	Fall 8'19"	0
	Loser — 14	Pirvulescu, Dumitru	RUMANIA		4
B	Winner— 8	Hanahara, Tsutomu	JAPAN	Decision	1
	Loser — 15	Kerezov, Angel Stoyanov	BULGARIA		3

Final Classification

1	8	Hanahara, Tsutomu	JAPAN
2	15	Kerezov, Angel Stoyanov	BULGARIA
3	14	Pirvulescu, Dumitru	RUMANIA
4	18	Wilson, John Richard	U.S.A.
4	3	Mewis, Maurice	BELGIUM
4	10	Fabra, Ignazio	ITALY
4	11	Lacour, Rolf	GERMANY



Greco-Roman Fly-weight Division winners

Les vainqueurs de la catégorie Poids mouche, Gréco-Romaine

- ① T. Hanahara (JPN) ② A. Kerezov (BUL) ③ D. Pirvulescu (RUM)

Greco Roman=Gréco-Romaine

Bantam-Weight=Poids Coq (57 kgs) 18 countries 18 competitors

Previous Olympic Winners

1924 E. Putsep	ESTONIA	1948 K. Pettersen	SWEDEN
1928 K. Leucht	GERMANY	1952 I. Hodos	HUNGARY
1932 J. Brendel	GERMANY	1956 K. Vyroupajev	U.S.S.R.
1936 M. Lorincz	HUNGARY	1960 N. Karavaev	U.S.S.R.

No.	Name	Country	1	2	3	4	5	Rank
1	A. Fitch	U.S.A.	— (3)	— (1)	— (2)	—	—	
2	F. Stange	GERMANY	— (1)	— (3)	— (0)	— (2)	—	5
3	N. Noor	AFGHAN	— (4)	— (3)	—	—	—	
4	M. Ichiguchi	JAPAN	— (0)	— (1)	— (1)	— (1)	— (1)	1
5	M. Toma	ITALY	— (1)	— (3)	— (4)	—	—	
6	T. Tumas	PHILPINS	— (3)	—	—	—	—	
7	J. Varga	HUNGARY	— (2)	— (1)	— (3)	—	—	
8	I. Cernea	RUMANIA	— (2)	— (1)	— (1)	— (1)	— (3)	3
9	B. Knitter	POLAND	— (1)	— (3)	— (3)	—	—	
10	S. Shafizade	IRAN	— (3)	— (4)	—	—	—	
11	J. Svec	CZECHSLV	— (0)	— (0)	— (3)	— (2)	— (3)	4
12	Y. H. Chang	KOREA	— (4)	— (4)	—	—	—	
13	U. Basergil	TURKEY	— (3)	— (0)	— (1)	— (3)	—	
14	V. Trostiansky	U.S.S.R.	— (1)	— (1)	— (1)	— (2)	— (1)	2
15	Bishambhar	INDIA	— (1)	— (3)	— (3)	—	—	
16	M. Lopez Ruiz	MEXICO	— (3)	— (3)	—	—	—	
17	K. Ali	U.A.R.	— (3)	— (1)	—	— (2)	—	5
18	Z. Pashkulev	BULGARIA	— (1)	—	— (2)	— (3)	—	5

1st Round

Mat	No.	Name	Country	Result	Bad Marks	Total Bad Marks
C	Winner— 2	Stange, Fritz	GERMANY	Decision	1	1
	Loser — 1	Fitch, Andrew	U.S.A.		3	3
C	Winner— 4	Ichiguchi, Masamitsu	JAPAN	Fall 9'56"	0	0
	Loser — 3	Noor, Nourullah	AFGHAN		4	4
C	Winner— 5	Toma, Michele	ITALY	Decision	1	1
	Loser — 6	Tumasis, Tortillano T.	PHILPINS		3	3
C	7	Varga, Janos	HUNGARY	Draw	2	2
	8	Cernea, Ion	RUMANIA		2	2
C	Winner— 9	Knitter, Bernard	POLAND	Decision	1	1
	Loser —10	Shafizade, Syavash	IRAN		3	3
C	Winner—11	Svec, Jiri	CZECHSLV	Fall 6'31"	0	0
	Loser —12	Chang, Yi Hyun	KOREA		4	4
C	Winner—15	Bishambhar	INDIA	Decision	1	1
	Loser —16	Lopez Ruiz, Moises	MEXICO		3	3
C	Winner—14	Trostiansky, Vladlen	U.S.S.R.	Decision	1	1
	Loser —13	Basergil, Unver	TURKEY		3	3
C	Winner—18	Pashkulev, Zviatko S.	BULGARIA	Decision	1	1
	Loser —17	Ali, Kamal	U.A.R.		3	3

2nd Round

Mat	No.	Name	Country	Result	Bad Marks	Total Bad Marks
B	Winner— 1	Fitch, Andrew	U.S.A.	Decision	1	4
	Loser — 3	Noor, Nourullah	AFGHAN		3	7 *
B	Winner— 4	Ichiguchi, Masamitsu	JAPAN	Decision	1	1
	Loser — 2	Stange, Fritz	GERMANY		3	4
B	Winner— 7	Varga, Janos	HUNGARY	Decision	1	3
	Loser — 5	Toma, Michele	ITALY		3	4
B	Winner— 8	Cernea, Ion	RUMANIA	Decision	1	3
	Loser — 9	Knitter, Bernard	POLAND		3	4
B	Winner—11	Svec, Jiri	CZECHSLV	Fall 1'22"	0	0
	Loser —10	Shafizade, Syavash	IRAN		4	7 *
B	Winner—13	Basergil, Unver	TURKEY	Fall 6'17"	0	3
	Loser —12	Chang, Yi Hyun	KOREA		4	8 *
B	Winner—14	Trostiansky, Vladlen	U.S.S.R.	Decision	1	2
	Loser —15	Bishambhar	INDIA		3	4
B	Winner—17	Ali, Kamal	U.A.R.	Decision	1	4
	Loser —16	Lopez Ruiz, Moises	MEXICO		3	6 *
	18	Pashkulev, Zviatko S.	BULGARIA	Bye	0	1

3rd Round

Mat	No.	Name	Country	Result	Bad Marks	Total Bad Marks
C	Winner— 2	Stange, Fritz	GERMANY	Fall 9'19"	0	4
	Loser — 5	Toma, Michele	ITALY		4	8 *
C	Winner— 4	Ichiguchi, Masamitsu	JAPAN	Decision	1	2
	Loser — 7	Varga, Janos	HUNGARY		3	6 *
C	Winner— 8	Cernea, Ion	RUMANIA	Decision	1	4
	Loser —11	Svec, Jiri	CZECHSLV		3	3
C	Winner—14	Trostiansky, Vladlen	U.S.S.R.	Decision	1	3
	Loser — 9	Knitter, Bernard	POLAND		3	7 *
C	18	Pashkulev, Zviatko S.	BULGARIA	Draw	2	3
	1	Fitch, Andrew	U.S.A.		2	6 *
C	Winner—13	Basergil, Unver	TURKEY	Decision	1	4
	Loser —15	Bishambhar	INDIA		3	7 *
	17	Ali, Kamal	U.A.R.	Bye	0	4

4th Round

Mat	No.	Name	Country	Result	Bad Marks	Total Bad Marks
B	17	Ali, Kamal	U.A.R.	Draw	2	6 *
	2	Stange, Fritz	GERMANY			
B	Winner— 4	Ichiguchi, Masamitsu	JAPAN	Decision	1	3
	Loser —18	Pashkulev, Zviatko S.	BULGARIA			
B	Winner— 8	Cernea, Ion	RUMANIA	Decision	1	5
	Loser —13	Basergil, Unver	TURKEY			
B	11	Svec, Jiri	CZECHSLV	Draw	2	5
	14	Trostiansky, Vladlen	U.S.S.R.			


5th Round

Mat	No.	Name	Country	Result	Bad Marks	Total Bad Marks
B	Winner— 4	Ichiguchi, Masamitsu	JAPAN	Decision	1	4
	Loser —11	Svec, Jiri	CZECHSLV			
B	Winner—14	Trostiansky, Vladlen	U.S.S.R.	Decision	1	6 *
	Loser — 8	Cernea, Ion	RUMANIA			

Note * —Eliminated

Final Classification

1	4	Ichiguchi, Masamitsu	JAPAN
2	14	Trostiansky, Vladlen	U.S.S.R.
3	8	Cernea, Ion	RUMANIA
4	11	Svec, Jiri	CZECHSLV
5	17	Ali, Kamal	U.A.R.
5	18	Pashkulev, Zviatko S.	BULGARIA
5	2	Stange, Fritz	GERMANY

**Greco-Roman Bantam-weight Division**

Catégorie Poids coq, Gréco-Romain

① M. Ichiguchi (JPN) ② V. Trostiansky (URS) ③ I. Cernea (RUM)

Greco Roman==Gréco-Romaine**Feather-Weight==Poids Plume** (63 kgs) 27 countries 27 competitors**Previous Olympic Winners**

1912	K. Koskelo	FINLAND	1936	Y. Erkan	TURKEY
1920	O. Friman	FINLAND	1948	M. Oktav	TURKEY
1924	K. Anttila	FINLAND	1952	Y. Pounkine	U.S.S.R.
1928	V. Vali	ESTONIA	1956	R. L. Makinen	FINLAND
1932	G. Gozzi	ITALY	1960	M. Sille	TURKEY

No.	Name	Country	1	2	3	4	5	Final	Rank
1	M. Mansour	U.A.R.	(3)	(1)	(1)	(1)			6
2	M. Mirmalek	IRAN	(1)	(2)	(2)	(1)			6
3	K. Olsson	SWEDEN	(1)	(2)	(3)	(3)			
4	M. Bolocan	RUMANIA	(3)	(0)	(2)	(3)			
5	N. Sayed	AFGHAN	(4)	(4)					
6	B. Martinovic	YUGOSLAV	(0)	(2)	(0)	(1)	(1)		3
7	L. Schneider	GERMANY	(2)	(2)	(3)				
8	D. Stoykov	BULGARIA	(2)	(2)	(4)				
9	K. Lehtonen	FINLAND	(0)	(2)	(1)				
10	R. Leibovich	ARGENTIN	(4)	(4)					
11	S. Skrydstrup	DENMARK	(2)	(0)	(3)	(3)			
12	M. Sille	TURKEY	(2)	(4)					
13	R. Rurua	U.S.S.R.	(1)	(0)	(1)	(1)	(1)	(2)	2
14	K. Macioch	POLAND	(3)	(0)	(1)	(3)			
15	B. Patil	INDIA	(4)	(4)					
16	J. Mewis	BELGIUM	(0)	(0)	(3)	(3)			6
17	M. Gonzalez	MEXICO	(3)	(4)					
18	K. Sakurama	JAPAN	(1)	(0)	(1)	(1)	(3)		4
19	A. Senosa	PHILPINS	(4)	(4)					
20	M. Johann	AUSTRIA	(0)	(1)	(3)	(4)			
21	P. Galaktopotulos	GREECE	(1)	(3)	(4)				
22	B. J. Kim	KOREA	(3)	(4)					
23	I. Polyak	HUNGARY	(1)	(0)	(0)	(0)		(2)	1
24	R. Finley	U.S.A.	(3)	(0)		(0)	(3)		4
25	M. Jutila	CANADA	(2)	(4)					
26	D. Cacas	AUSTRALA	(2)		(3)	(4)			
27	G. Ballery	FRANCE		(3)	(1)	(3)			

1st Round

Mat	No.	Name	Country	Result	Bad Marks	Total Bad Marks
B	Winner— 2	Mirmalek, Mohamad	IRAN	Decision	1	1
	Loser — 1	Mansour, Mostafa	U.A.R.		3	3
B	Winner— 3	Olsson, Knut Erik Botvid	SWEDEN	Decision	1	1
	Loser — 4	Bolocan, Marin	RUMANIA		3	3

B	Winner—	6	Martinovic, Branko	YUGOSLAV	Fall 4'02"	0	0
	Loser —	5	Sayed, Nour Aka	AFGHAN		4	4
B		7	Schneider, Lothar	GERMANY	Draw	2	2
		8	Stoykov, Dinko Petrov	BULGARIA		2	2
B	Winner—	9	Lehtonen, Kyosti Emil	FINLAND	Fall 1'18"	0	0
	Loser —	10	Leibovich, Ruben	ARGENTIN		4	4
B		11	Skrydstrup, Svend Peter	DENMARK	Draw	2	2
		12	Sille, Muzahir	TURKEY		2	2
B	Winner—	13	Rurua, Roman	U.S.S.R.	Decision	1	1
	Loser —	14	Macioch, Kazimierz	POLAND		3	3
B	Winner—	16	Mewis, Joseph	BELGIUM	Fall 1'10"	0	0
	Loser —	15	Patil, Bandu	INDIA		4	4
B	Winner—	20	Johann, Marte	AUSTRIA	Fall 0'58"	0	0
	Loser —	19	Senosa, Antonio T.	PHILPINS		4	4
B	Winner—	18	Sakurama, Koji	JAPAN	Decision	1	1
	Loser —	17	Tovar Gonzalez, Mario	MEXICO		3	3
B	Winner—	21	Galaktopoulos, Petros	GREECE	Decision	1	1
	Loser —	22	Kim, Bong Jo	KOREA		3	3
B	Winner—	23	Polyak, Imre	HUNGARY	Decision	1	1
	Loser —	24	Finley, Ronald Leslie	U.S.A.		3	3
B		25	Jutila, Matti	CANADA	Draw	2	2
		26	Cacas, Donald	AUSTRALA		2	2
		27	Ballery, Georges	FRANCE	Bye	0	0

2nd Round

Mat	No.	Name	Country	Result	Bad Marks	Total Bad Marks	
B	Winner—	1	Mansour, Mostafa	U.A.R.	Decision	1	4
	Loser —	27	Ballery, Georges	FRANCE		3	3
C	Winner—	14	Macioch, Kazimierz	POLAND	Default	0	3
	Loser —	15	Patil, Bandu	INDIA		4	8 *
C	Winner—	18	Sakurama, Koji	JAPAN	Fall 2'55"	0	1
	Loser —	19	Senosa, Antonio T.	PHILPINS		4	8 *
B		2	Mirmalek, Mohamad	IRAN	Draw	2	3
		3	Olsson, Knut Erik Botvid	SWEDEN		2	3
B	Winner—	4	Bolocan, Marin	RUMANIA	Fall 3'56"	0	3
	Loser —	5	Sayed, Nour Aka	AFGHAN		4	8 *
C	Winner—	16	Mewis, Joseph	BELGIUM	Default	0	0
	Loser —	17	Tovar Gonzalez, Mario	MEXICO		4	7 *
C	Winner—	20	Johann, Marte	AUSTRIA	Decision	1	1
	Loser —	21	Galaktopoulos, Petros	GREECE		3	4
C	Winner—	23	Polyak, Imre	HUNGARY	Fall 4'39"	0	1
	Loser —	22	Kim, Bong Jo	KOREA		4	7 *
B		6	Martinovic, Branko	YUGOSLAV	Draw	2	2
		7	Schneider, Lothar	GERMANY		2	4
C	Winner—	24	Finley, Ronald Leslie	U.S.A.	Default	0	3
	Loser —	25	Jutila, Matti	CANADA		4	6 *
B		8	Stoykov, Dinko Petrov	BULGARIA	Draw	2	4
		9	Lehtonen, Kyosti Emil	FINLAND		2	2
C	Winner—	13	Rurua, Roman	U.S.S.R.	Fall 4'26"	0	1
	Loser —	12	Sille, Muzahir	TURKEY		4	6 *
B	Winner—	11	Skrydstrup, Svend Peter	DENMARK	Foul	0	2
	Loser —	10	Leibovich, Ruben	ARGENTIN		4	8 *
		26	Cacas, Donald	AUSTRALA	Bye	0	2

3rd Round

Mat	No.	Name	Country	Result	Bad Marks	Total Bad Marks	
B	Winner—	27	Ballery, Georges	FRANCE	Decision	1	4
	Loser —	26	Cacas, Donald	AUSTRALA		3	5

B	Winner— 1	Mansour, Mostafa	U.A.R.	Decision	1	5
	Loser — 3	Olsson, Knut Erik Botvid	SWEDEN		3	6 *
B	2	Mirmalek, Mohamad	IRAN	Draw	2	5
	4	Bolocan, Marin	RUMANIA		2	5
B	Winner— 6	Martinovic, Branko	YUGOSLAV	Default	0	2
	Loser — 8	Stoykov, Dinko Petrov	BULGARIA		4	8 *
B	Winner— 9	Lehtonen, Kyosti Emil	FINLAND	Decision	1	3
	Loser — 7	Schneider, Lothar	GERMANY		3	7 *
B	Winner— 13	Rurua, Roman	U.S.S.R.	Decision	1	2
	Loser — 11	Skrydstrup, Svend Peter	DENMARK		3	5
B	Winner— 14	Macioch, Kazimierz	POLAND	Decision	1	4
	Loser — 16	Mewis, Joseph	BELGIUM		3	3
B	Winner— 18	Sakurama, Koji	JAPAN	Decision	1	2
	Loser — 20	Johann, Marte	AUSTRIA		3	4
B	Winner— 23	Polyak, Imre	HUNGARY	Fall 4'39"	0	1
	Loser — 21	Galaktopoulos, Petros	GREECE		4	8 *
	24	Finley, Ronald Leslie	U.S.A.	Bye	0	3

4th Round

Mat	No.	Name	Country	Result	Bad Marks	Total Bad Marks
B	Winner— 24	Finley, Ronald Leslie	U.S.A.	Fall 2'02"	0	3
	Loser — 26	Cacas, Donald	AUSTRALIA		4	9 *
B	Winner— 2	Mirmalek, Mohamad	IRAN	Decision	1	6 *
	Loser — 27	Ballery, Georges	FRANCE		3	7 *
B	Winner— 1	Mansour, Mostafa	U.A.R.	Decision	1	6 *
	Loser — 4	Bolocan, Marin	RUMANIA		3	8 *
B	Winner— 6	Martinovic, Branko	YUGOSLAV	Decision	1	3
	Loser — 11	Skrydstrup, Svend Peter	DENMARK		3	8 *
B	Winner— 13	Rurua, Roman	U.S.S.R.	Decision	1	3
	Loser — 16	Mewis, Joseph	BELGIUM		3	6 *
B	Winner— 23	Polyak, Imre	HUNGARY	Default	0	1
	Loser — 20	Johann, Marte	AUSTRIA		4	8 *
B	Winner— 18	Sakurama, Koji	JAPAN	Decision	1	3
	Loser — 14	Macioch, Kazimierz	POLAND		3	7 *

Greco-Roman Feather-weight Division at right is

I. Polyak (HUN) with R. Rurua (URS)

Catégorie Poids plume, Gréco-Romain, à droite se trouve I. Polyak (HUN) avec R. Rurua (URS)



5th Round

Mat	No.	Name	Country	Result	Bad Marks	Total Bad Marks
B	Winner— 6	Martinovic, Branko	YUGOSLAV	Decision	1	4
	Loser —24	Finley, Ronald Leslie	U.S.A.		3	6 *
B	Winner— 13	Rurua, Roman	U.S.S.R.	Decision	1	4
	Loser —18	Sakurama, Koji	JAPAN		3	6 *
	23	Polyak, Imre	HUNGARY		Bye	0

Note * —Eliminated

Final Round

Mat	No.	Name	Country	Result	Bad Marks
B	23	Polyak, Imre	HUNGARY	Draw	2
	13	Rurua, Roman	U.S.S.R.		2

Final Classification

1	23	Polyak, Imre	HUNGARY
2	13	Rurua, Roman	U.S.S.R.
3	6	Martinovic, Branko	YUGOSLAV
4	18	Sakurama, Koji	JAPAN
4	24	Finley, Ronald Leslie	U.S.A.
6	1	Mansour, Mostafa	U.A.R.
6	2	Mirmalek, Mohamad	IRAN
6	16	Mewis, Joseph	BELGIUM

**Greco-Roman Feather-weight Division winners**

Les vainqueurs de la catégorie Poids plume, Gréco-Romain ① I. Polyak (HUN) ② R. Rurua (URS) ③ B. Martinovic (YUS)

Greco-Romann==Gréco-Romaine

Light-Weight==Poids Léger (70 kgs) 19 countries 19 competitors

Previous Olympic Winners

1908	E. Porro	ITALY	1936	L. Koskela	FINLAND
1912	E. Vare	FINLAND	1948	K. G. Freij	SWEDEN
1920	E. Vare	FINLAND	1952	K. Safine	U.S.S.R.
1924	O. Friman	FINLAND	1956	K. E. Lehtonen	FINLAND
1928	L. Keresztes	HUNGARY	1960	A. Koridze	U.S.S.R.
1932	E. Malmberg	SWEDEN			

No.	Name	Country	1	2	3	4	5	Final for 2,3,4.	Rank
1	J. Burke	U.S.A.	—	(2)	(3)	(4)			
2	S. Ebrahimian	IRAN	—	(2)	(4)				
3	E. Tapio	FINLAND	—	(2)	(0)	(1)	(2)	(3)	6
4	V. Bularca	RUMANIA	—	(2)	(1)	(0)	(1)	(2)	2
5	I. JKim	KOREA	—	(3)	(3)				
6	D. Savvas	GREECE	—	(1)	(3)	(2)			
7	R. Romero	ARGENTIN	—	(4)					
8	T. Fujita	JAPAN	—	(0)	(1)	(1)	(2)	(2)	4
9	B. Jonsson	SWEDEN	—	(1)	(0)	(2)	(3)		
10	K. Madsen	DENMARK	—	(3)	(1)	(3)			
11	A. Partida	MEXICO	—	(2)	(4)				
12	W. Said	AFGHAN	—	(2)	(3)	(4)			
13	B. Franz	AUSTRIA	—	(3)	(3)				
14	S. Horvat	YUGOSLAV	—	(1)	(1)	(3)	(0)	(2)	5
15	F. Schmitt	GERMANY	—	(3)	(1)	(0)	(4)		
16	D. Gvantseladze	U.S.S.R.	—	(1)	(3)	(1)		(1)	3
17	M. Ibrahim	U.A.R.	—	(3)	(3)				
18	K. Ayvaz	TURKEY	—	(1)	(1)		(1)		1
19	I. Ivanov	BULGARIA			(1)	(3)	(3)	(2)	

1st Round

Mat	No.	Name	Country	Result	Bad Marks	Total Bad Marks
A	1	Burke, James Richard	U.S.A.	Draw	2	2
	2	Ebrahimian, Said-Hossein	IRAN		2	2
C	11	Echaniz Partida, A.	MEXICO	Draw	2	2
	12	Said, Wahidullah	AFGHAN		2	2
C	Winner—14	Horvat, Stevan	YUGOSLAV	Decision	1	1
	Loser —13	Franz, Berger	AUSTRIA		3	3
A	3	Tapio, Eero Johannes	FINLAND	Draw	2	2
	4	Bularca, Valeriu	RUMANIA		2	2
A	Winner—6	Savvas, Dimitrios	GREECE	Decision	1	1
	Loser —5	Kim, Ik-Jong	KOREA		3	3
A	Winner—8	Fujita, Tokuaki	JAPAN	Fall 4'05"	0	0
	Loser —7	Romero, Raul Alberto	ARGENTIN		4	4
C	Winner—16	Gvantseladze, David	U.S.S.R.	Decision	1	1
	Loser—15	Schmitt, Franz	GERMANY		3	3
A	Winner—9	Jonsson, Bror Rune	SWEDEN	Decision	1	1
	Loser —10	Madsen, Kurt Valter Lyngh	DENMARK		3	3
C	Winner—18	Ayvaz, Kazim	TURKEY	Decision	1	1
	Loser —17	Ibrahim, Mahmoud	U.A.R.		3	3
	19	Ivanov, Ivan Ivanov	BULGARIA	Bye	0	0

2nd Round

Mat	No.	Name	Country	Result	Bad Marks	Total Bad Marks
C	Winner—19	Ivanov, Ivan Ivanov	BULGARIA	Decision	1	1
	Loser —1	Burke, James Richard	U.S.A.		3	5
C	Winner—3	Tapio, Eero Johannes	FINLAND	Fall 4'33"	0	2
	Loser —2	Ebrahimian, Said-Hossein	IRAN		4	6 *
C	Winner—4	Bularca, Valeriu	RUMANIA	Decision	1	3
	Loser —5	Kim, Ik-Jong	KOREA		3	6 *

C	Winner— 8	Fujita, Tokuaki	JAPAN	Decision	1	1
	Loser — 6	Savvas, Dimitrios	GREECE		3	4
C	Winner— 9	Jonsson, Bror Rune	SWEDEN	Fall 3'16"	0	1
	Loser —11	Echaniz Partida, A.	MEXICO		4	6 *
C	Winner—10	Medsen, Kurt Valter Lyngh	DENMARK	Decision	1	4
	Loser —12	Said, Wahidullah	AFGHAN		3	5
C	Winner—15	Schmitt, Franz	GERMANY	Decision	1	4
	Loser —13	Franz, Berger	AUSTRIA		3	6 *
C	Winner—14	Horvat, Stevan	YUGOSLAV	Decision	1	2
	Loser —17	Ibrahim, Mahmoud	U.A.R.		3	6 *
C	Winner—18	Ayvaz, Kazim	TURKEY	Decision	1	2
	Loser —16	Gvantseladze, David	U.S.S.R.		3	4

3rd Round

Mat	No.	Name	Country	Result	Bad Marks	Total Bad Marks
C	Winner— 3	Tapio, Eero Johannes	FINLAND	Decision	1	3
	Loser —19	Ivanov, Ivan Ivanov	BULGARIA		3	4
C	Winner— 4	Bularca, Valeriu	RUMANIA	Foul 7'58"	0	3
	Loser — 1	Burke, James Richard	U.S.A.		4	9 *
C	6	Savvas, Dimitrios	GREECE	Draw	2	6 *
	9	Jonsson, Bror Rune	SWEDEN		2	3
C	Winner— 8	Fujita, Tokuaki	JAPAN	Decision	1	2
	Loser —10	Madsen, Kurt Valter Lyngh	DENMARK		3	7 *
C	Winner—15	Schmitt, Franz	GERMANY	Fall 7'12"	0	4
	Loser —12	Said, Wahidullah	AFGHAN		4	9 *
C	Winner—16	Gvantseladze, David	U.S.S.R.	Decision	1	5
	Loser —14	Horvat, Stevan	YUGOSLAV		3	5
	18	Ayvaz, Kazim	TURKEY	Bye	0	2

4th Round

Mat	No.	Name	Country	Result	Bad Marks	Total Bad Marks
C	Winner—18	Ayvaz, Kazim	TURKEY	Decision	1	3
	Loser —19	Ivanov, Ivan Ivanov	BULGARIA		3	7 *
C	3	Tapio, Eero Johannes	FINLAND	Draw	2	5
	8	Fujita, Tokuaki	JAPAN		2	4
C	Winner— 4	Bularca, Valeriu	RUMANIA	Decision	1	4
	Loser — 9	Jonsson, Bror Rune	SWEDEN		3	6 *
C	Winner—14	Horvat, Stevan	YUGOSLAV	Fall 9'12"	0	5
	Loser —15	Schmitt, Franz	GERMANY		4	8 *
	16	Gvantseladze, David	U.S.S.R.	Bye	0	5

5th Round

Mat	No.	Name	Country	Result	Bad Marks	Total Bad Marks
B	Winner—16	Gvantseladze, David	U.S.S.R.	Decision	1	6 *
	Loser — 3	Tapio, Eero Johannes	FINLAND		3	8 *
B	18	Ayvaz, Kazim	TURKEY	Draw	2	5
	4	Bularca, Valeriu	RUMANIA		2	6 *
B	8	Fujita, Tokuaki	JAPAN	Draw	2	6 *
	14	Horvat, Stevan	YUGOSLAV		2	7 *

Note * —Eliminated

**Greco-Roman Light-weight Division winners**

Les vainqueurs de la catégorie Poids léger, Gréco-Roman ① K. Ayvaz (TUR) ② V. Bularca (RUM) ③ D. Gvantseladze (URS)



Greco-Roman Light-weight contestants K. Ayvaz (TUR) v. D. Gvantseladze (URS)
 Les vainqueurs des Poids léger, Gréco-Romain K. Ayvaz (TUR) contre D. Gvdutseladze (URS)

Matches For The 2nd, 3rd And 4th Places

Mat	No.	Name	Country	Result	Bad Marks
B	Winner— 4	Bularca, Valeriu	RUMANIA	Decision	1
	Loser —16	Gvantseladze, David	U.S.S.R.		3
B	Winner—16	Gvantseladze, David	U.S.S.R.	Decision	1
	Loser — 8	Fujita, Tokuaki	JAPAN		3
B	4	Bularca, Valeriu	RUMANIA	Draw	2
	8	Fujita, Tokuaki	JAPAN		2

Final Classification

1	18	Ayvaz, Kazim	TURKEY
2	4	Bularca, Valeriu	RUMANIA
3	16	Gvantseladze, David	U.S.S.R.
4	8	Fujita, Tokuaki	JAPAN
5	14	Horvat, Stevan	YUGOSLAV
6	3	Tapio, Eero Johannes	FINLAND

Greco-Roman—Gréco-Romain

Welter-Weight—Poids Mi-moyen (78 Kgs) 19 countries 19 competitors

Previous Olympic Winners

1932	I. Johansson	SWEDEN	1952	M. Szilvasi	HUNGARY
1936	R. Svedberg	SWEDEN	1956	M. Bayrak	TURKEY
1948	E. G. Andersson	SWEDEN	1960	M. Bayrak	TURKEY

No.	Name	Country	1	2	3	4	5	Final	Rank
1	D. E. Shin	KOREA	(3)	(3)					
2	A. Kolesov	U.S.S.R.	(1)	(2)	(2)	(0)	(2)	(1)	1
3	I. Taranu	RUMANIA	(1)	(2)	(2)	(1)			5
4	C. Todorov	BULGARIA	(3)	(0)	(2)	(0)	(2)	(2)	2
5	J. Mayo	PHILPINS	(4)	(4)					
6	M. Laakso	FINLAND	(0)	(3)	(2)	(4)			
7	M. Bayrak	TURKEY	(2)	(1)	(3)				
8	B. Nystrom	SWEDEN	(2)	(1)	(1)	(1)	(2)	(2)	3
9	R. Vesper	GERMANY	(2)	(3)	(1)			(2)	
10	S. Kazama	JAPAN	(2)	(1)	(3)			(2)	
11	A. Rizmayer	HUNGARY	(1)	(3)	(0)	(2)			5
12	C. Vario	ARGENTIN	(3)	(4)					
13	H. Barlie	NORWAY	(2)	(0)	(4)				
14	L. Helmut	AUSTRIA	(2)	(3)	(3)				
15	R. Camilleri	U.S.A.	(3)	(1)	(0)	(3)			
16	B. Dubicki	POLAND	(1)	(1)	(1)	(2)	(2)	(2)	4
17	A. Michiels	BELGIUM	(2)	(3)	(4)			(3)	
18	R. Schiermeyer	FRANCE	(2)		(1)				
19	A. Zoughian	IRAN			(1)	(3)	(3)		

1st Round

Mat	No.	Name	Country	Result	Bad Marks	Total Bad Marks
A	Winner— 2	Kolesov, Anatoly	U.S.S.R.	Decision	1	1
	Loser — 1	Shin, Dong-Eui	KOREA		3	3
A	Winner— 3	Taranu, Ion	RUMANIA	Decision	1	1
	Loser — 4	Todorov, Cyril Petkov	BULGARIA		3	3
A	Winner— 6	Laakso, Matti Samuel	FINLAND	Fall 3'52"	0	0
	Loser — 5	Mayo, Job Jr.	PHILPINS		4	4
A	7	Bayrak, Mithat	TURKEY	Draw	2	2
	8	Nystrom, Bertil Alexis	SWEDEN		2	2
A	9	Vesper, Rudolf	GERMANY	Draw	2	2
	10	Kazama, Sadao	JAPAN		2	2
A	Winner— 11	Rizmayer, Antal	HUNGARY	Decision	1	1
	Loser — 12	Vario, Carlos Alberto	ARGENTIN		3	3
A	13	Barlie, Harald	NORWAY	Draw	2	2
	14	Helmut, Langle	AUSTRIA		2	2
A	Winner— 16	Dubicki, Boleslaw	POLAND	Decision	1	1
	Loser — 15	Camilleri, Russell A.	U.S.A.		3	3
A	17	Michiels, Albert	BELGIUM	Draw	2	2
	18	Schiermeyer, Rene	FRANCE		2	2
	19	Zoughian, Asghar	IRAN	Bye	0	0

2nd Round

Mat	No.	Name	Country	Result	Bad Marks	Total Bad Marks
A	Winner— 19	Zoughian, Asghar	IRAN	Decision	1	1
	Loser — 1	Shin, Dong-Eui	KOREA		3	6 *
A	2	Kolesov, Anatoly	U.S.S.R.	Draw	2	3
	3	Taranu, Ion	RUMANIA		2	3
A	Winner— 4	Todorov, Cyril Petkov	BULGARIA	Fall 2'19"	0	3
	Loser — 5	Mayo, Job Jr.	PHILPINS		4	8 *



Greco-Roman Welter-weight Division winners

Les vainqueurs de la catégorie des Poids mi-moyen, Gréco-Romain ① A. Kolesov (URS) ② C. Todorov (BUL) ③ B. Nystrom (SWE)

A	Winner— 7	Bayrak, Mithat	TURKEY	Decision	1	3
	Loser — 6	Laakso, Matti Samuel	FINLAND		3	3
A	Winner— 8	Nystrom, Bertil Alexis	SWEDEN	Decision	1	3
	Loser — 9	Vesper, Rudolf	GERMANY		3	5
A	Winner—10	Kazama, Sadao	JAPAN	Decision	1	3
	Loser —11	Rizmayer, Antal	HUNGARY		3	4
A	Winner—13	Barlie, Harald	NORWAY	Fall 1'45"	0	2
	Loser —12	Vario, Carlos Alberto	ARGENTIN		4	7 *
A	Winner—15	Camilleri, Russell A.	U.S.A.	Decision	1	4
	Loser —14	Helmut, Langle	AUSTRIA		3	5
A	Winner—16	Dubicki, Boleslaw	POLAND	Decision	1	2
	Loser —17	Michiels, Albert	BELGIUM		3	5
	18	Schiermeyer, Rene	FRANCE	Bye	0	2

3rd Round

Mat	No.	Name	Country	Result	Bad Marks	Total Bad Marks
A	Winner—18	Schiermeyer, Rene	FRANCE	Decision	1	3
	Loser —19	Zoughian, Asghar	IRAN		3	4
A	2	Kolesov, Anatoly	U.S.S.R.	Draw	2	5
	4	Todorov, Cyril Petkov	BULGARIA		2	5
A	3	Taranu, Ion	RUMANIA	Draw	2	5
	6	Laakso, Matti Samuel	FINLAND		2	5
A	Winner— 9	Vesper, Rudolf	GERMANY	Decision	1	6 *
	Loser — 7	Bayrak, Mithat	TURKEY		3	6 *
A	Winner— 8	Nystrom, Bertil Alexis	SWEDEN	Decision	1	4
	Loser —10	Kazama, Sadao	JAPAN		3	6 *
A	Winner—11	Rizmayer, Antal	HUNGARY	Fall 9'51"	0	4
	Loser —13	Barlie, Harald	NORWAY		4	6 *
A	Winner—16	Dubicki, Boleslaw	POLAND	Decision	1	3
	Loser —14	Helmut, Langle	AUSTRIA		3	8 *
A	Winner—15	Camilleri, Russell A.	U.S.A.	Fall 7'07"	0	4
	Loser —17	Michiels, Albert	BELGIUM		4	9 *

4th Round

Mat	No.	Name	Country	Result	Bad Marks	Total Bad Marks
A	Winner— 2	Kolesov, Anatoly	U.S.S.R.	Fall 4'20"	0	5
	Loser —18	Schiermeyer, Rene	FRANCE		4	7 *
A	Winner— 3	Taranu, Ion	RUMANIA	Decision	1	6 *
	Loser —19	Zoughian, Asghar	IRAN		3	7 *
A	Winner— 4	Todorov, Cyril Petkov	BULGARIA	Fall 8'59"	0	5
	Loser — 6	Laakso, Matti Samuel	FINLAND		4	9 *
A	Winner— 8	Nystrom, Bertil Alexis	SWEDEN	Decision	1	5
	Loser —15	Camilleri, Russell A.	U.S.A.		3	7 *
A	11	Rizmayer, Antal	HUNGARY	Draw	2	6 *
	16	Dubicki, Boleslaw	POLAND		2	5

5th Round

Mat	No.	Name	Country	Result	Bad Marks	Total Bad Marks
B	2	Kolesov, Anatoly	U.S.S.R.	Draw	2	7 *
	8	Nystrom, Bertil Alexis	SWEDEN		2	7 *
B	4	Todorov, Cyril Petkov	BULGARIA	Draw	2	7 *
	16	Dubicki, Boleslaw	POLAND		2	7 *

Note * —Eliminated

Final Round

Mat	No.	Name	Country	Result	Bad Marks
B	Winner—2	Kolesov, Anatoly	U.S.S.R.	Decision	1
	Loser—16	Dubicki, Boleslaw	POLAND		3
B	4	Todorov, Cyril Petkov	BULGARIA	Draw	2
	8	Nystrom, Bertil Alexis	SWEDEN		2
B	8	Nystrom, Bertil Alexis	SWEDEN	Draw	2
	16	Dubicki, Boleslaw	POLAND		2

Final Classification

1	2	Kolesov, Anatoly	U.S.S.R.
2	4	Todorov, Cyril Petkov	BULGARIA
3	8	Nystrom, Bertil Alexis	SWEDEN
4	16	Dubicki, Boleslaw	POLAND
5	3	Taranu, Ion	RUMANIA
5	11	Rizmayer, Antal	HUNGARY

Greco-Roman—Gréco-Romain

Middle-Weight—Poids Moyen (87 kgs) 20 countries 20 competitors

Previous Olympic Winners

1908	F. Martensson	SWEDEN	1936	I. Johansson	SWEDEN
1912	C. Johansson	SWEDEN	1948	A. Gronberg	SWEDEN
1920	C. Westergren	SWEDEN	1952	A. Gronberg	SWEDEN
1924	E. Vesterlund	FINLAND	1956	G. Kartoziya	U.S.S.R.
1928	V. Kokkinen	FINLAND	1960	D. Dobrev	BULGARIA
1932	V. Kokkinen	FINLAND			

No.	Name	Country	1	2	3	4	5	Final for 2, 3,	Rank
1	G. Popovici	RUMANIA	(2)	(3)	(1)				
2	V. Olenik	U.S.S.R.	(2)	(1)	(1)	(1)	(2)		4
3	L. Metz	GERMANY	(1)	(1)	(3)	(0)	(1)	(3)	3
4	C. Kwiecinski	POLAND	(3)	(3)					
5	S. Persson	SWEDEN	(1)	(2)	(2)	(4)			
6	R. Schummer	LUXEMBRG	(3)	(3)					
7	J. Kormanik	CZECHSLV	(0)	(2)	(1)	(1)	(2)	(1)	2
8	K. Hiraki	JAPAN	(4)	(1)	(2)				
9	I. Raskovy	AUSTRALA	(3)	(0)	(3)				
10	I. Selekman	TURKEY	(1)	(1)	(2)	(3)			
11	F. Garcia	PHILPINS	(4)	(4)					
12	M. Kobelt	SWITZ	(0)	(3)	(4)				
13	K. Bimbalov	BULGARIA	(0)	(1)	(2)	(2)	(3)		6
14	K. Y. Lee	KOREA	(4)	(4)					
15	P. Punkari	FINLAND	(1)	(3)	(3)				
16	J. Graffigna	ARGENTIN	(3)	(4)					
17	G. Hollosi	HUNGARY	(3)	(0)	(0)	(2)	(2)		4
18	B. Simic	YUGOSLAV	(1)	(0)	(1)				1
19	R. Baughman	U.S.A.	(1)		(3)	(3)	(2)		
20	G. Andalkar	INDIA	(3)						

1st Round

Mat	No.	Name	Country	Result	Bad Marks	Total Bad Marks
C	1	Popovici, Gheorghe	RUMANIA	Draw	2	2
	2	Olenik, Valentin	U.S.S.R.		2	2
C	Winner—3	Metz, Lothar	GERMANY	Decision	1	1
	Loser —4	Kwiecinski, Gzeslaw	POLAND		3	3
C	Winner—5	Persson, Stig Malte	SWEDEN	Decision	1	1
	Loser —6	Schummer, Raymond	LUXEMBRG		3	3
C	Winner—7	Kormanik, Jiri	CZECHSLV	Fall 4'03"	0	0
	Loser —8	Hiraki, kenjiro	JAPAN		4	4
C	Winner—10	Selekman, Ismail Yavuz	TURKEY	Decision	1	1
	Loser —9	Raskovy, Istvan	AUSTRALA		3	3
C	Winner—12	Kobelt, Max	SWITZ	Fall 5'55"	0	0
	Loser —11	Garcia, Fernando H.	PHILPINS		4	4
C	Winner—13	Bimbalov, Krali Peitchev	BULGARIA	Fall 2'22"	0	0
	Loser —14	Lee, Ki Yul	KOREA		4	4
C	Winner—15	Punkari, Pentti Tuomas	FINLAND	Decision	1	1
	Loser —16	Graffigna, Julio Ricardo	ARGENTIN		3	3
C	Winner—18	Simic, Branislav	YUGOSLAV	Decision	1	1
	Loser —17	Holloi, Geza	HUNGARY		3	3
C	Winner—19	Baughman, Richard Wayne	U.S.A.	Decision	1	1
	Loser —20	Andalkar, Ganpat	INDIA		3	3

2nd Round

Mat	No.	Name	Country	Result	Bad Marks	Total Bad Marks
B	Winner—8	Hiraki, Kenjiro	JAPAN	Decision	1	5
	Loser —6	Schummer, Raymond	LUXEMBRG		3	6 *
B	Winner—9	Raskovy, Istvan	AUSTRALA	Fall 3'47"	0	3
	Loser —11	Garcia, Fernando H.	PHILPINS		4	8 *
A	Winner—3	Metz, Lothar	GERMANY	Decision	1	2
	Loser —1	Popovici, Gheorghe	RUMANIA		3	5
C	Winner—13	Bimbalov, Krali Peitchev	BULGARIA	Decision	1	1
	Loser —15	Punkari, Pentti Tuomas	FINLAND		3	4
B	Winner—10	Selekman, Ismail Yavuz	TURKEY	Decision	1	2
	Loser —12	Kobelt, Max	SWITZ		3	3
A	Winner—2	Olenik, Valentin	U.S.S.R.	Decision	1	3
	Loser —4	Kwiecinski, Czeslaw	POLAND		3	6 *
C	Winner—17	Holloi, Geza	HUNGARY	Fall 3'21"	0	3
	Loser —14	Lee, Ki Yul	KOREA		4	8 *
C	Winner—18	Simic, Branislav	YUGOSLAV	Fall 1'26"	0	1
	Loser —16	Graffigna, Julio Ricardo	ARGENTIN		4	7 *
A	5	Persson, Stig Malte	SWEDEN	Draw	2	3
	7	Kormanik, Jiri	CZECHSLV		2	2
	19	Baughman, Richard Wayne	U.S.A.	Bye	0	1

3rd Round

Mat	No.	Name	Country	Result	Bad Marks	Total Bad Marks
B	Winner—2	Olenik, Valentin	U.S.S.R.	Decision	1	4
	Loser —3	Metz, Lothar	GERMANY		3	5
B	5	Persson, Stig Malte	SWEDEN	Draw	2	5
	8	Hiraki, Kenjiro	JAPAN		2	7 *
B	Winner—7	Kormanik, Jiri	CZECHSLV	Decision	1	3
	Loser —9	Raskovy, Istvan	AUSTRALA		3	6 *
B	10	Selekman, Ismail Yavuz	TURKEY	Draw	2	4
	13	Bimbalov, Krali Peitchev	BULGARIA		2	3
B	Winner—17	Holloi, Geza	HUNGARY	Fall 9'28"	0	3
	Loser —12	Kobel, Max	SWITZ		4	7 *
B	Winner—18	Simic, Branislav	YUGOSLAV	Decision	1	2
	Loser —15	Punkari, Pentti Tuomas	FINLAND		3	7 *

B	Winner— 1	Popovici, Gheorghe	RUMANIA	Decision	1	6 *
	Loser —19	Baughman, Richard Wayne	U.S.A.		3	4

4th Round

Mat	No.	Name	Country	Result	Bad Marks	Total Bad Marks
B	Winner— 2	Olenik, Valentin	U.S.S.R.	Decision	1	5
	Loser —19	Baughman, Richard Wayne	U.S.A.		3	7 *
B	Winner— 3	Metz, Lothar	GERMANY	Fall 9'31"	0	5
	Loser — 5	Persson, Stig Malte	SWEDEN		4	9 *
B	Winner— 7	Kormanik, Jiri	CZECHSLV	Decision	1	4
	Loser —10	Selekman, Ismail Yavuz	TURKEY		3	7 *
B	13	Bimbalov, Krali Peitchev	BULGARIA	Draw	2	5
	17	Hollosi, Geza	HUNGARY		2	5
	18	Simic, Branislav	YUGOSLAV	Bye	0	2

5th Round

Mat	No.	Name	Country	Result	Bad Marks	Total Bad Marks
C	18	Simic, Branislav	YUGOSLAV	Draw	2	4
	2	Olenik, Valentin	U.S.S.R.		2	7 *
C	Winner— 3	Metz, Lothar	GERMANY	Decision	1	6 *
	Loser —13	Bimbalov, Krali Peitchev	BULGARIA		3	8 *
C	7	Kormanik, Jiri	CZECHSLV	Draw	2	6 *
	17	Hollosi, Geza	HUNGARY		2	7 *


Note *—Eliminated

Match for the 2nd and 3rd Places


Mat	No.	Name	Country	Result	Bad Marks
B	Winner— 7	Kormanik, Jiri	CZECHSLV	Decision	1
	Loser — 3	Metz, Lothar	GERMANY		3

Final Classification

1	18	Simic, Branislav	YUGOSLAV
2	7	Kormanik, Jiri	CZECHSLV
3	3	Metz, Lothar	GERMANY
4	2	Olenik, Valentin	U.S.S.R.
4	17	Hollosi, Geza	HUNGARY
6	13	Bimbalov, Krali Peitchev	BULGARIA

Greco-Roman Middle-weight Division contestants B. Simic (YUS) v. V. Olenik (URS)**Les vainqueurs de la catégorie Poids moyen, Gréco-Romain B. Simic (YUS) contre V. Olenik (URS)**

Greco-Roman Middle-Weight
Division medalists ① B.Simic (YUS) ② J. Kormanik (CZS) ③ L. Metz (GER)
Les médaillés de la catégorie Poids moyen, Gréco-Romain



Greco Roman=Gréco Romain

Light Heavy-Weight=Poids Mi-Lourd (87 kgs) 18 countries 18 competitors

Previous Olympic Winners

1908	V. Weckman	FINLAND	1936	A. Cadier	SWEDEN
1912	the title was not assigned		1948	K. Nilsson	SWEDEN
1920	C. Johansson	SWEDEN	1952	K. Grondahl	FINLAND
1924	C. Westergren	SWEDEN	1956	V. Nikolajev	U.S.S.R.
1928	I. Moustafa	EGYPT	1960	T. Kis Teveik	TURKEY
1932	R. Svensson	SWEDEN			

No.	Name	Country	1	2	3	4	5	Rank
1	R. Abashidze	U.S.S.R.	(2)	(1)	(2)	(1)		5
2	P. Cucic	YUGOSLAV	(2)	(2)	(3)			
3	F. Kiss	HUNGARY	(0)	(3)	(1)			5
4	M. Mane	INDIA	(4)					
5	L. Sosnowski	POLAND	(2)	(2)	(3)			
6	N. Martinescu	RUMANIA	(2)	(1)	(1)	(1)		4
7	A. Bulgarelli	ITALY	(2)	(3)	(1)			
8	K. Yilmaz	TURKEY	(2)	(0)	(3)	(3)		
9	A. Nakaura	JAPAN	(3)	(4)				
10	A. Maenpaa	FINLAND	(1)	(1)	(4)			
11	W. Eugen	AUSTRIA	(0)	(3)	(1)	(3)		
12	D. M. Kang	KOREA	(4)	(4)				
13	B. Alexandrov	BULGARIA	(0)	(0)	(0)	(1)	(1)	1
14	W. Lovell	U.S.A.	(4)	(4)				
15	H. Kiehl	GERMANY	(0)	(0)	(3)		(3)	3
16	J. Panizo	SPAIN	(4)	(4)				
17	P. Jutzeler	SWITZ	(3)	(0)				5
18	P. Svensson	SWEDEN	(1)		(2)	(3)	(2)	2

1st Round

Mat	No.	Name	Country	Result	Bad Marks	Total Bad Marks
B	1	Abashidze, Rostom	U.S.S.R.	Draw	2	2
	2	Cucic, Petar	YUGOSLAV		2	2
B	Winner—3	Kiss, Ferenc	HUNGARY	Fall 1'59"	0	0
	Loser —4	Mane, Maruti	INDIA		4	4
B	5	Sosnowski, Lucjan	POLAND	Draw	2	2
	6	Martinescu, Nicolae	RUMANIA		2	2
B	7	Bulgarelli, Adelmo	ITALY	Draw	2	2
	8	Yilmaz, Kiyasettin	TURKEY		2	2
B	Winner—10	Maenpaa, Aimo Matias	FINLAND	Decision	1	1
	Loser —9	Nakaura, Akira	JAPAN		3	3
B	Winner—11	Eugen, Wiesberger	AUSTRIA	Fall 0'46"	0	0
	Loser —12	Kang, Doo Man	KOREA		4	4
B	Winner—13	Alexandrov, Boyan Radev	BULGARIA	Foul	0	0
	Loser —14	Lovell, William Patrick	U.S.A.		4	4
B	Winner—15	Kiehl, Heinz	GERMANY	Fall 2'59"	0	0
	Loser —16	Panizo, Jose	SPAIN		4	4
B	Winner—18	Svensson, Per Oskar	SWEDEN	Decision	1	1
	Loser —17	Jutzeler, Peter	SWITZ		3	3

2nd Round

Mat	No.	Name	Country	Result	Bad Marks	Total Bad Marks
C	Winner—1	Abashidze, Rostom	U.S.S.R.	Decision	1	3
	Loser —3	Kiss, Ferenc	HUNGARY		3	3
C	2	Cucic, Petar	YUGOSLAV	Draw	2	4
	5	Sosnowski, Lucjan	POLAND		2	4
C	Winner—6	Martinescu, Nicolae	RUMANIA	Decision	1	3
	Loser —7	Bulgarelli, Adelmo	ITALY		3	5
C	Winner—8	Yilmaz, Kiyasettin	TURKEY	Fall 2'55"	0	2
	Loser —9	Nakaura, Akira	JAPAN		4	7 *
C	Winner—10	Maenpaa, Aimo Matias	FINLAND	Decision	1	2
	Loser —11	Eugen, Wiesberger	AUSTRIA		3	3
C	Winner—13	Alexandrov, Boyan Radev	BULGARIA	Fall 0'57"	0	0
	Loser —12	Kang, Doo Man	KOREA		4	8 *
C	Winner—15	Kiehl, Heinz	GERMANY	Fall 1'36"	0	0
	Loser —14	Lovell, William Patrick	U.S.A.		4	8 *
C	Winner—17	Jutzeler, Peter	SWITZ	Fall 3'26"	0	3
	Loser —16	Panizo, Jose	SPAIN		4	8 *
	18	Svensson, Per Oskar	SWEDEN	Bye	0	1

3rd Round

Mat	No.	Name	Country	Result	Bad marks	Total Bad Marks
C	18	Svensson, Per Oskar	SWEDEN	Draw	2	3
	1	Abashidze, Rostom	U.S.S.R.		2	5
C	Winner—3	Kiss, Ferenc	HUNGARY	Decision	1	4
	Loser —2	Cucic, Petar	YUGOSLAV		3	7 *
C	Winner—7	Bulgarelli, Adelmo	ITALY	Decision	1	6 *
	Loser —5	Sosnowski, Lucjan	POLAND		3	7 *
C	Winner—6	Martinescu, Nicolae	RUMANIA	Decision	1	4
	Loser —8	Yilmaz, Kiyasettin	TURKEY		3	5
C	Winner—13	Alexandrov, Boyan Radev	BULGARIA	Default	0	0
	Loser —10	Maenpaa, Aimo Matias	FINLAND		4	6 *
C	Winner—11	Eugen, Wiesberger	AUSTRIA	Decision	1	4
	Loser —15	Kiehl, Heinz	GERMANY		3	3
	17	Jutzeler, Peter	SWITZ	Bye	0	3

4th Round


Mat	No.	Name	Country	Result	Bad Marks	Total Bad Marks
C	Winner—1	Abashidze, Rostom	U.S.S.R.	Decision	1	6 *
	Loser —17	Jutzeler, Peter	SWITZ		3	6 *
C	18	Svensson, Per Oskar	SWEDEN	Draw	2	5
	3	Kiss, Ferenc	HUNGARY		2	6 *
C	Winner—6	Martinescu, Nicolae	RUMANIA	Decision	1	5
	Loser —11	Eugen, Wiesberger	AUSTRIA		3	7 *
C	Winner—13	Alexandrov, Boyan Radev	BULGARIA	Decision	1	1
	Loser —8	Yimaz, Kiyasettin	TURKEY		3	8 *
	15	Kiehl, Heinz	GERMANY	Bye	0	3

5th Round

Mat	No.	Name	Country	Result	Bad Marks	Total Bad Marks
C	Winner—18	Svensson, Per Oskar	SWEDEN	Decision	1	6 *
	Loser —15	Kiehl, Heinz	GERMANY		3	6 *
C	Winner—13	Alexandrov, Boyan Radev	BULGARIA	Decision	1	2
	Loser —6	Martinescu, Nicolae	RUMANIA		3	8 *


Note * —Eliminated

Greco-Roman Light Heavy-weight Division match showing B. Alexandrov (BUL) v. K. Yilmaz (TUR)
Match pour la catégorie Poids mi-lourd, Gréco-Romain B. Alexandrov (BUL) contre K. Yilmaz (TUR)



Final Classification

1	13	Alexandrov, Boyan Radev	BULGARIA
2	18	Svensson, Per Oskar	SWEDEN
3	15	Kiehl, Heinz	GERMANY
4	6	Martinescu, Nicolae	RUMANIA
5	17	Jutzeler, Peter	SWITZ
5	1	Abashidze, Rostom	U.S.S.R.
5	3	Kiss, Ferenc	HUNGARY



Greco-Roman Light Heavy-weight Division winners

- ① B. Alexandrov (BUL)
- ② P. Svensson (SWE)
- ③ H. Kiehl (GER)

Les vainqueurs de la catégorie Poids mi-lourd, Gréco-Romain

Greco Roman over

Heavy-Weight=Poids Lourd (97 kgs) 11 countries 11 competitors

Previous Olympic Winners

1896	K. Schumann	GERMANY	1932	C. Westergren	SWEDEN
1908	R. Weisz	HUNGARY	1936	K. Palusalu	ESTONIA
1912	Y. Saarela	FINLAND	1948	A. Kirecci	TURKEY
1920	A. Lindfors	FINLAND	1952	J. Kotkas	U.S.S.R.
1924	H. Deglane	FRANCE	1956	A. Parfenov	U.S.S.R.
1928	R. Svensson	SWEDEN	1960	I. Bogdan	U.S.S.R.

No.	Name	Country	1	2	3	4	5	Final	Rank
1	R. Kassabov	BULGARIA	(2)	(3)	(3)				
2	S. Stingu	RUMANIA	(2)	(3)	(4)				
3	S. Svensson	SWEDEN	(1)	(1)	(1)	(3)			5
4	R. Pickens	U.S.A.	(3)	(0)	(4)				6
5	T. Kangasniemi	FINLAND	(4)	(4)					
6	A. Roschin	U.S.S.R.	(0)	(1)	(0)	(1)	(1)	(2)	2
7	P. Kment	CZECHSLV	(1)	(3)	(0)		(4)		4
8	H. Kaplan	TURKEY	(3)	(4)					
9	I. Kozma	HUNGARY	(0)	(0)		(1)	(0)	(2)	1
10	T. Sugiyama	JAPAN	(4)		(4)				
11	W. Dietrich	GERMANY		(1)	(0)	(3)	(3)		3

1st Round

Mat	No.	Name	Country	Result	Bad Marks	Total Bad Marks
A	1	Kassabov, Radoslav Petrov	BULGARIA	Draw	2	2
	2	Stingu, Stefan	RUMANIA		2	2
A	Winner—3	Svensson, Sten Ragnar	SWEDEN	Decision	1	1
	Loser —4	Pickens, Robert James	U.S.A.		3	3
A	Winner—6	Roschin, Anatoly	U.S.S.R.	Fall 4'04"	0	0
	Loser —5	Kangasniemi, Taisto I.	FINLAND		4	4
A	Winner—7	Kment, Petr	CZECHSLV	Decision	1	1
	Loser —8	Kaplan, Hamit	TURKEY		3	3
A	Winner—9	Kozma, Istvan	HUNGARY	Fall 1'41"	0	0
	Loser —10	Sugiyama, Tsuneharu	JAPAN		4	4
	11	Dietrich, Wilfried	GERMANY	Bye	0	0

2nd Round

Mat	No.	Name	Country	Result	Bad Marks	Total Bad Marks
A	Winner—11	Dietrich, Wilfried	GERMANY	Decision	1	1
	Loser —1	Kassabov, Radoslav Petrov	BULGARIA		3	5
B	Winner—4	Pickens, Robert James	U.S.A.	Fall 2'57"	0	3
	Loser —5	Kangasniemi, Taisto I.	FINLAND		4	8 *
A	Winner—3	Svensson, Sten Ragnar	SWEDEN	Decision	1	2
	Loser —2	Stingu, Stefan	RUMANIA		3	5
B	Winner—6	Roschin, Anatoly	U.S.S.R.	Decision	1	1
	Loser —7	Kment, Petr	CZECHSLV		3	4
B	Winner—9	Kozma, Istvan	HUNGARY	Default	0	0
	Loser —8	Kaplan, Hamit	TURKEY		4	7 *
	10	Sugiyama, Tsuneharu	JAPAN	Bye	0	4



Greco-Roman Heavy-weight Division medalists ① I. Kozma (HUN) ② A. Roschin (URS) ③ W. Dietrich (GER)
Les médaillés de la catégorie Poids lourd, Gréco-Romain

3rd Round

Mat	No.	Name	Country	Result	Bad Marks	Total Bad Marks
A	Winner—11	Dietrich, Wilfried	GERMANY	Fall 1'07"	0	1
	Loser —10	Sugiyama, Tsuneharu	JAPAN		4	8 *
A	Winner— 3	Svensson, Sten Ragnar	SWEDEN	Decision	1	3
	Loser — 1	Kassabov, Radoslav Petrov	BULGARIA		3	8 *
A	Winner— 6	Roschin, Anatoly	U.S.S.R.	Fall 1'39"	0	1
	Loser — 2	Stingu, Stefan	RUMANIA		4	9 *
A	Winner— 7	Kment, Petr	CZEGHSLV	Fall 6'54"	0	4
	Loser — 4	Pickens, Robert James	U.S.A.		4	7 *
	9	Kozma, Istvan	HUNGARY	Bye	0	0

4th Round

Mat	No.	Name	Country	Result	Bad Marks	Total Bad Marks
B	Winner— 9	Kozma, Istvan	HUNGARY	Decision	1	1
	Loser —11	Dietrich, Wilfried	GERMANY		3	4
B	Winner— 6	Roschin, Anatoly	U.S.S.R.	Decision	1	2
	Loser — 3	Svensson, Sten Ragnar	SWEDEN		3	6 *
	7	Kment, Petr	CZECHSLV	Bye	0	4

5th Round

Mat	No.	Name	Country	Result	Bad Marks	Total Bad Marks
B	Winner— 9	Kozma, Istvan	HUNGARY	Fall 2'25"	0	1
	Loser — 7	Kment, Petr	CZECHSLV		4	8 *
B	Winner— 6	Roschin, Anatoly	U.S.S.R.	Decision	1	3
	Loser —11	Dietrich, Wilfried	GERMANY		3	7 *

Note * —Eliminated

Final Round

Mat	No.	Name	Country	Result	Bad Marks
B	9	Kozma, Istvan	HUNGARY	Draw	2
	6	Roschin, Anatoly	U.S.S.R.		2

Final Classification

1	9	Kozma, Istvan	HUNGARY
2	6	Roschin, Anatoly	U.S.S.R.
3	11	Dietrich, Wilfried	GERMANY
4	7	Kment, Petr	CZECHSLV
5	3	Svensson, Sten Ragnar	SWEDEN
6	4	Pickens, Robert James	U.S.A.




In the Freestyle Fly-weight Division ① Y. Yoshida (JPN) and ② C. Chang (KOR)



Freestyle Bantam-weight Division ① Y. Uetake (JPN) and ② H. Akbas (TUR)




The Freestyle Feather-weight Division O. Watanabe (JPN) (the winner) and N. Khokhashvili (URS) who was third place



The wrestling gymnasium during the Freestyle Bantam-weight match between Y. Uetake (JPN) and H. Akbas (TUR)




The Freestyle Light-weight Division with ① E. Dimov (BUL) and ② K. Rost (GER)



The Greco-Roman Heavy-weight events with the winners ① I. Kozma (HUN) and ② A. Roschin (URS)



The Greco-Roman Fly-weight events was won by ① T. Hanahara (JPN) and ② A. Kerezov (BUL)



The Greco-Roman Bantam-weight events ① M. Ichiguchi (JPN) and ② V. Trostiansky (URS)



The two first place winners in the Greco-Roman Welter Division ① A. Kolesov (URS) and ② C. Todorov (BUR)



Swimming and Diving—Natation et Plongéons

Fédération Internationale De Natation

Amateur

Life Honorary President : H.E. Fern

Honorary Member : L. Hauptman

President: R. M. Ritter

Past President : R. D. Raeve

M. Negri

Vice-President : B. Sallfors

W. B. Phillips

J. De Vries

B. Raiki

Hon. Secretary : K. Abe

Hon. Treasurer : E. J. Scott

Bureau Members : A. De O. Sales

G. Rigal

Harry Getz

B. Baier

A. Lambasa

V. Percuoco

S. Firsov

Japan Amateur Swimming Federation

President : K. Takaiishi

Hon. Secretary : H. Negami

Hon. Treasurer : K. Itoh

Swimming & Waterpolo Officials

Jury d' Appeal

R. M. Ritter

M. Negri

K. Abe

E. J. Scott

A. De O. Sales

G. Rigal

V. Percuoco

S. Firsov

General Managers

K. Abe

R. Okuno

M. Kiyokawa

K. Itoh

Training & Arena Manager

A. Kikuchi

Swimming Referees

Rene de Raeve

W. B. Phillips

J. De Vries

B. Sallfors

Chief Mechanical Judge

Y. Itami

Chief Judge

H. Getz

Chief Timer

A. Lambasa

Starter M. Ohta

Clerk of Course N. Fukuyama

Field Marshall T. Akagashi

Management Referees

R. Jackson Smith

G. Matveieff

Assistant M. Iwasa

Diving Secretary W. Willmott

Diving Judges

Leslie Krigstein A. Weghofer

Peter Huber W. Roth

P. Heatly C. K. Tranter

Yahaav Rahnan H. Goerlitz

A. G. Mariscal

R. W. G. Stuart

R.B. Honikman L. Brik Weinas

M. Anderson S. Lee

G. Burov Petruhina

H. Aderhold T. Shibahara

T. Namae

Daily Programme

National Gymnasium

(W—Women, M—Men)

1st Day, Oct. 11 :		5th Day, Oct. 15 :	
09.30	W. Springboard Diving, first 3 dives.	00.30	W. High Diving, 4 prel. dives.
11.50	M. 100m. Freestyle, heats.	13.00	W. 400 m. Ind. Medley, heats.
13.20	W. 200m. Breaststroke, heats.	13.50	M. 4X100 m. Medley Relay, heats.
16.30	W. Springboard Diving, 4 Dives.	17.00	W. High Diving, FINAL.
19.45	M. 100 m. Freestyle, semi-finals.	18.35	W. 100 m. Butterflystroke, semi-finals.
20.15	M. 200 m. Backstroke, heats.	19.20	Waterpolo, semi-final, Match No. 8
		20.35	M. 400 m. Freestyle, FINAL.
		20.55	M. 200 m. Breaststroke, FINAL.
		21.15	W. 4X100 m. Freestyle Relay, FINAL.
2nd Day, Oct. 12:		6th Day, Oct. 16:	
10.00	W. Springboard Diving, FINAL.	10.00	M. High Diving, first 2 dives.
11.10	W. 100 m. Freestyle, heats.	12.25	M. 200 m. Butterflystroke, heats.
12.10	M. 400 m. Ind. Medley, heats.	13.15	W. 4X100 m. Medley Relay, heats.
17.30	M. Springboard Diving, first 2 dives.	17.30	M. 1,500 m. Freestyle, heats.
19.40	M. 200 m. Backstroke, semi-finals.	19.35	W. 100 m. Butterflystroke, FINAL.
20.00	W. 100 m. Freestyle, semi-finals.	19.55	M. 4X100 m. Medley Relay, FINAL.
20.20	W. 200 m. Breaststroke, FINAL.		
20.40	M. 100 m. Freestyle, FINAL.		
3rd Day, Oct. 13 :		7th Day, Oct. 17 :	
09.30	M. Springboard Diving, second 2 dives.	09.30	M. High Diving, second 2 dives.
11.40	M. 4X100 m. Freestyle Relay, heats.	11.55	W. 400 m. Freestyle, heats.
12.10	W. 100 m. Backstroke, heats.	12.55	M. 4X200 m. Freestyle Relay, heats.
16.00	M. Springboard Diving, 3 dives.	16.00	M. High Diving, 3 dives.
19.10	M. 200 m. Breaststroke, heats.	19.30	Waterpolo, FINAL. Match No. 2
20.00	W. 100 m. Freestyle, FINAL.	20.45	M. 200 m. Butterflystroke, semi-finals.
20.20	M. 200 m. Backstroke, FINAL.	21.05	M. 1,500 m. Freestyle, FINAL.
		21.35	W. 400 m. Ind. Medley, FINAL.
4th Day, Oct. 14 :		8th Day, Oct. 18 :	
10.00	Waterpolo, Semi-final, Match No. 1	10.00	M. High Diving, FINAL.
11.20	W. 100 m. Butterflystroke, heats.	11.10	W. 400 m. Freestyle, FINAL.
12.10	M. 400 m. Freestyle, heats.	11.35	M. 200 m. Butterflystroke, FINAL.
13.35	W. 4X100 m. Freestyle Relay, heats.		
14.05	M. 200 m. Breaststroke, semi-finals.	16.00	Waterpolo, FINAL. Match No. 4.
14.30	Modern Pentathlon, 300 m. Swimming.	17.40	W. 4X100 m. Medley Relay, FINAL.
18.30	M. Springboard Diving, FINAL.	18.05	M. 4X200 m. Freestyle Relay, FINAL
19.55	M. 4X100 m. Freestyle Relay, FINAL.		
20.20	W. 100 m. Backstroke, FINAL.		
20.40	M. 400 m. Ind. Medley, FINAL.		

New records were recognized after any particular race in the Olympic Swimming events.

100 m Free Style=100 m Nage Libre 34 countries

66 competitors

WR 52"9 Gottvalles, Alain (FRANCE) 1964

OR 55"2 Devitt, John (AUSTRALA) 1960

Previous Olympic Winners

1896	A. Hajos	HUNGARY	1'22"2
1908	C. M. Daniels	U.S.A.	1'05"6
1912	D. Kahanamoku	U.S.A.	1'03"4
1920	D. Kahanamoku	U.S.A.	1'01"4
1924	J. Weissmuller	U.S.A.	59"0
1928	J. Weissmuller	U.S.A.	58"6
1932	Miyazaki, Koji	JAPAN	58"2
1936	F. Csik	HUNGARY	57"6
1948	W. Ris	U.S.A.	57"3
1952	C. Scholes	U.S.A.	57"4
1956	J. Henricks	AUSTRALA	55"4
1960	J. Devitt	AUSTRALA	55"2

The Fastest 24 qualify for Semi-finals

—Heat 1—

Place	Name	Country	Time
1	Ilman, Gary Steven	U.S.A.	54"0NOR
2	Gropaiz, Gerard	FRANCE	55"8
3	De Oliveira Junior, A.P.	BRAZIL	56"0
4	Van Baalen, Levinus W.	NETHLAND	56"8
5	Bianchi, Bruno	ITALY	56"8
6	Hutton, Ralph	CANADA	57"7
7	Kim, Bong-jo	KOREA	1'01"2

—Heat 2—

1	Austin, Michael Mackay	U.S.A.	54"9
2	Dickson, David Gavin	AUSTRALA	55"1
3	Curtillet, Jean Pascal	FRANCE	56"2
4	Kasvice, Matti Juhani	FINLAND	56"3
5	De Avila Pires, Alvaro R.	BRAZIL	56"8
6	Capriles, Teodoro	VENEZULA	57"2
7	Tan, Thuan Heng	MALAYSIA	58"7

—Heat 3—

1	Lindberg, Per-Ola	SWEDEN	55"1
2	Goto, Tadaharu	JAPAN	55"8
3	Boscaini, Pietro	ITALY	55"8
4	Nicolao, Luis Alberto	ARGENTIN	56"1
5	Espinosa, Jose Miguel	SPAIN	57"4
6	Ribeiro, Herlander Felga	PORTUGAL	59"0
7	Limpichati, Somchai	THAILAND	59"8

—Heat 4—

1	Klein, Hans Joachim	GERMANY	55"3
2	Phelps, Peter	AUSTRALA	56"1
3	Eriksson, Erik Lester	SWEDEN	56"2
4	Sumtscv, Yury	U.S.S.R.	56"3
5	Simons, Francois	BELGIUM	56"8
6	Van Der Maath, Carlos	ARGENTIN	57"5
7	Le, Nguyen Dinh	VIET-NAM	1'01"1

—Heat 5—

1	Schollander, D. Arthur	U.S.A.	54"3
2	Okabe, Yukiaki	JAPAN	55"4
3	Jacobsen, Uwe	GERMANY	55"6
4	Lohnicky, Petr	CZECHSLV	56"4
5	Wieland, Gerhard	AUSTRIA	56"8
6	Perez Cospedal, Antonio	SPAIN	57"8
7	Fernandes Fonseca, Mauri	BRAZIL	59"6

—Heat 6—

1	Sherry, Daniel John	CANADA	55"2
2	Gottvalles, Alain	FRANCE	55"2
3	Ryan, John	AUSTRALA	55"5
4	Loffler, Horst	GERMANY	55"6
5	Shuvalov, Vladimir	U.S.S.R.	55"9
6	Welbes, Georges	LUXEMBRG	58"6
7	Vaahtoranta, F. Pertti J.	FINLAND	58"7
8	Gislason, Gudmundur	ICELAND	59"0

—Heat 7—

1	Fujimoto, Tatsuo	JAPAN	55"8
2	Dobai, Gyula	HUNGARY	55"8
3	Gilchrist, John Alexander	CANADA	55"8
4	Kolli, Gert	AUSTRIA	56"5
5	Haller, David Joseph G.	BRITAIN	57"7
6	Sitters, Bertus	NETHLAND	58"1
7	Paz Soldan, Luis	PERU	58"5
8	Loh, Robert	HONGKONG	1'00"4

—Heat 8—

1	Vagner, Jindrich	CZECHSLV	55"5
2	Kroon, Ronald	NETHLAND	55"5
3	Lord, Robert Thomas	BRITAIN	55"7
4	Gulrich, Jozsef	HUNGARY	56"3
5	Hamalainen, Tuomo Juhani	FINLAND	57"6
6	Ruiz De Chavez Ochoa, S.	MEXICO	58"8
7	Caperonis, Pano	SWITZ	58"9

—Heat 9—

1	McGregor, Robert Bilsland	BRITAIN	54"7
2	Nordvall, Bengt-Olof	SWEDEN	55"6
3	Semchenkov, Victor	U.S.S.R.	56"2
4	Szall, Antal	HUNGARY	56"8
5	De Gregorio, Sergio	ITALY	56"8
6	Dong, Phan Huu	VIET-NAM	1'01"1
7	Perez, Celestino	P. RICO	1'01"3
8	Shonjani, Haydar	IRAN	1'02"1

Top 8 qualify for Final

—Semi-Final 1—

Oct. 11

Place	Name	Country	Time
1	Ilman, Gary Steven	U.S.A.	53"9NOR
2	Austin, Michael Mackay	U.S.A.	54"3
3	Okabe, Yukiaki	JAPAN	55"2
4	Sherry, Daniel John	CANADA	55"5
5	Goto, Tadaharu	JAPAN	55"6
6	Kroon, Ronald	NETHLAND	55"7
7	Loffler, Horst	GERMANY	56"0
8	Boscaini, Pietro	ITALY	56"1

—Semi-Final 2—

1	Schollander, D. Arthur	U.S.A.	54"0
2	Gottvalles, Alain	FRANCE	54"3
3	Jacobsen, Uwe	GERMANY	54"8
4	Lindberg, Per-Ola	SWEDEN	55"1
5	Vagner, Jindrich	CZECHSLV	55"5
6	Gropaiz, Gerard	FRANCE	55"7
7	Gilchrist, John Alexander	CANADA	56"4
8	Lord, Robert Thomas	BRITAIN	56"5

—Semi-Final 3—

1	McGregor, Robert Bilsland	BRITAIN	54"3
2	Klein, Hans Joachim	GERMANY	54"4
3	Dobai, Gyula	HUNGARY	54"8
4	Dickson, David Gavin	AUSTRALA	54"9
5	Shuvalov, Vladimir	U.S.S.R.	55"8
6	Fujimoto, Tatsuo	JAPAN	55"8
7	Nordvall, Bengt-Olof	SWEDEN	56"4
8	Ryan, John	AUSTRALA	56"5

—Final—

		Oct. 12	
Place	Name	Country	Time
1	Schollander, D. Arthur	U.S.A.	53"4 NOR
2	McGregor, Robert Bilsland	BRITAIN	53"5
3	Klein, Hans Joachim	GERMANY	54"0
4	Ilman, Gary Steven	U.S.A.	54"0
5	Gottvalles, Alain	FRANCE	54"2
6	Austin, Michael Mackay	U.S.A.	54"5
7	Dobai, Gyula	HUNGARY	54"9
8	Jacobsen, Uwe	GERMANY	56"1

400 m Free Style—**400 m Nage Libre** 26 countries 49 competitors 6 withdrawal

WR 4'12"7 Schollander, D. Arthur (U.S.A.) 1964
OR 4'18"3 Rose, Murray (AUSTRALA) 1960

Previous Olympic Winners

1904	C. M. Daniels	U.S.A.	(402 m) 6'16"2	1932	C. L. Crabbe	U.S.A.	4'48"4
1908	H. Taylor	BRITAIN	5'36"8	1936	J. Medica	U.S.A.	4'44"5
1912	G. R. Hodgson	CANADA	5'24"4	1948	W. Smith	U.S.A.	4'41"0
1920	N. Ross	U.S.A.	5'26"8	1952	J. Boiteux	FRANCE	4'30"7
1924	J. Weissmuller	U.S.A.	5'04"2	1956	M. Rose	AUSTRALA	4'27"3
1928	U.A. Zorilla	ARGENTIN	5'01"6	1960	M. Rose	AUSTRALA	4'18"3

Top 8 qualify for Final

—Heat 1—

		Oct. 13				
Place	Name	Country	100m	200m	300m	400m
1	Windle, Robert George	AUSTRALA	1'00"3	2'04"4	3'11"9	4'21"6
2	Yoshimuta, Haruo	JAPAN	1'02"1	2'09"1	3'18"8	4'28"8
3	Kremer, Wolfgang	GERMANY	1'01"3	2'10"0	3'20"8	4'29"9
4	Orlando, Giovanni	ITALY	1'02"3	2'10"4	3'21"6	4'30"8
5	Canepa Bustmante, Carlos	PERU	1'05"6	2'17"6	3'32"3	4'44"9
6	Szlamka, Laszlo	HUNGARY	1'05"8	2'23"0	3'42"1	5'00"0
	Nicolao, Luis Alberto	ARGENTIN				Withdrawal

—Heat 2—

1	Saari, Roy Allen	U.S.A.	59"6	2'05"6	3'13"9	4'20"0
2	Gilchrist, John Alexander	CANADA	1'01"1	2'08"2	3'16"7	4'24"2
3	De Gregorio, Sergio	ITALY	1'02"3	2'09"8	3'17"4	4'27"4
4	Paramonov, Alexandr	U.S.S.R.	1'02"3	2'10"8	3'21"9	4'34"0
5	Arango, Julio	COLOMBIA	1'03"6	2'13"8	3'25"1	4'35"1
6	Tin Maung Ni	BURMA	1'03"8	2'14"4	3'27"5	4'40"9
7	Loh, Robert	HONGKONG	1'04"5	2'16"5	3'32"7	4'53"3
	Canavese, Pierre	FRANCE				Withdrawal

—Heat 3—

1	Nelson, John Mauer	U.S.A.	1'00"5	2'06"6	3'13"0	4'19"9
2	Bontekoe, Johan Klaas	NETHLAND	1'01"7	2'08"4	3'16"8	4'26"6
3	Novikov, Eugeny	U.S.S.R.	1'03"6	2'12"7	3'22"4	4'30"0
4	Van Der Maath, Carlos	ARGENTIN	1'03"2	2'11"9	3'21"0	4'30"2
5	Durrett, Alan Hugh	NTHNRHOD	1'03"1	2'13"5	3'26"2	4'39"0
6	Oudt, Adriaan Frederik	NETHLAND	1'04"9	2'17"1	3'32"5	4'46"5
	Lundin, Jan Ored	SWEDEN				Withdrawal
	Echevarria Perez, G.	MEXICO				Withdrawal

—Heat 4—

1	Yamanaka, Tsuyoshi	JAPAN	1'00"5	2'06"9	3'14"0	4'21"1
2	Rosendahl, Hans Viktor	SWEDEN	1'01"2	2'08"7	3'16"3	4'23"5
3	Jacks, Ronald Brian	CANADA	1'02"3	2'11"4	3'21"5	4'29"3
4	Spangaro, Pierpaolo	ITALY	1'03"6	2'12"8	3'22"0	4'30"0
5	Hamalainen, Tuomo Juhani	FINLAND	1'02"3	2'12"1	3'23"4	4'35"5
6	Kolli, Gert	AUSTRIA	1'03"5	2'14"2	3'26"8	4'38"4
7	Kim, Bong-Jo	KOREA	1'05"2	2'20"0	3'38"0	4'55"8
	Pommat, Jean	FRANCE				Withdrawal

—Heat 5—

1	Phegan, Russell	AUSTRALA	1'01"8	2'06"7	3'12"6	4'19"8
2	Katona, Jozsef	HUNGARY	1'02"0	2'08"0	3'15"6	4'24"7
3	Yamakage, Takeshi	JAPAN	1'01"5	2'09"9	3'18"7	4'27"8
4	Thurley, John Philip	BRITAIN	1'03"2	2'11"8	3'21"3	4'31"0
5	Dijakovic, Slobodan	YUGOSLAV	1'00"9	2'09"0	3'22"8	4'41"0
6	Capriles, Teodoro	VENEZULA	1'04"9	2'16"9	3'30"5	4'44"5
7	Ledgard Buse, Walter	PERU	1'06"6	2'21"4	3'37"1	4'50"4
	Chenau, H. Eliot	P. RICO				Withdrawal

—Heat 6—

1	Wiegand, Frank	GERMANY	1'00"1	2'05"7	3'14"0	4'17"2	NOR
2	Belits-Heiman, Semen	U.S.S.R.	1'00"4	2'05"7	3'11"7	4'19"4	
3	Lohnicky, Petr	CZECHSLV	1'02"1	2'10"1	3'18"7	4'28"9	
4	Perez, Celestino	P.RIGO	1'02"9	2'11"4	3'21"1	4'30"9	
5	Lord, Rodert Thomas	BRITAIN	1'03"0	2'13"3	3'25"2	4'33"2	
6	Luyce, Francis	FRANCE	1'02"5	2'11"7	3'22"9	4'33"2	
7	Suvanto, Ilkka T.	FINLAND	1'05"2	2'16"0	3'28"0	4'38"0	
8	Bodnar, Andras	HUNGARY	1'04"1	2'21"6	3'43"1	5'03"7	

—Heat 7—

1	Schollander, D. Arthur	U.S.A.	1'02"1	2'08"1	3'12"6	4'15"8	NOR
2	Wood, Allan	AUSTRALA	1'01"8	2'06"2	3'11"5	4'16"2	
3	Svensson, Mats Gunnar	SWEDEN	1'02"8	2'10"6	3'17"1	4'24"6	
4	Klink, Martin	GERMANY	1'02"9	2'10"6	3'18"4	4'29"1	
5	Hutton, Ralph	CANADA	1'03"3	2'12"1	3'21"1	4'29"4	
6	Martin Dye, John	BRITAIN	1'04"1	2'14"3	3'24"3	4'34"3	
7	Tan, Thuan Heng	MALAYSIA	1'03"9	2'15"0	3'27"3	4'38"2	
8	Caperonis, Pano	SWITZ	1'06"8	2'19"3	3'33"2	4'43"8	

Men's 400m Free Style winners—Les vainqueurs de hommes 400m nage libre


① D. Schollander (USA) ② F. Wiegand (GER) ③ A. Wood (AUS)



—Final—			Oct. 15			
Place	Name	Country	100m	200m	300m	400m
1	Schollander, D. Arthur	U.S.A.	1'00"4	2'05"7	3'10"5	4'12"2
2	Wiegand, Frank	GERMANY	1'01"1	2'06"1	3'11"9	4'14"9
3	Wood, Allan	AUSTRALA	1'01"5	2'06"2	3'10"6	4'15"1
4	Saari, Roy Allen	U.S.A.	1'00"3	2'06"0	3'12"5	4'16"7
5	Nelson, John Mauer	U.S.A.	1'01"3	2'06"9	3'12"5	4'16"9
6	Yamanaka, Tsuyoshi	JAPAN	1'01"0	2'07"5	3'14"4	4'19"1
7	Phegan, Russell	AUSTRALA	1'01"5	2'06"8	3'12"8	4'20"2
8	Belits-Heiman, Semen	U.S.S.R.	1'00"5	2'06"1	3'14"0	4'21"4

NWR
NOR

Men's 400m Free Style event=L'épreuve hommes 400m nage libre



1.500 m Free Style=L.500 m nage libre 22 countries

31 competitors 7 withdrawal

WR 16'58"7 Saari, Roy Allen (U.S.A.) 1964

OR 17'19"6 Konrads, John (AUSTRALA) 1960

Previous Olympic Winners

1904	E. Rausch	GERMANY (1609 m)	27'18"2	1932	Kitamura, Kusuo	JAPAN	19'12"4
1908	H. Taylor	BRITAIN	22'48"4	1936	Terada, Noboru	JAPAN	19'13"7
1912	G. R. Hodgson	CANADA	22'00"0	1948	J. McLane	U.S.A.	19'18"5
1920	N. Ross	U.S.A.	22'23"2	1952	F. Konno	U.S.A.	18'30"0
1924	A. Charlton	AUSTRALA	20'06"6	1956	M. Rose	AUSTRALA	17'58"9
1928	A. Borg	SWEDEN	19'51"8	1960	J. Konrads	AUSTRALA	17'19"6

200 m Breast Stroke == 200 m Brasse	19 countries	2 withdrawal	5 Padron, Nazario	SPAIN	1'15"7	2'40"5	
WR	2'28"2	Jastremski, Chester A. (U.S.A.)	1964	6 Brack, Ruedi	SWITZ	1'17"5	2'46"0
OR	2'37"4	Mulliken, William (AUSTRALA)	1960	7 Cheah, Tong Kim	MALAYSIA	1'17"4	2'46"2
				8 Fox, Charles Wannell	NTHNRHOD	1'20"1	2'49"1

Previous Olympic Winners

1908	F. Holman	BRITAIN	3'09"2
1912	W. Bathe	GERMANY	3'01"8
1920	H. Malmroth	SWEDEN	3'04"4
1924	R. Skelton	U.S.A.	2'56"6
1928	Tsuruta, Yoshiyuki	JAPAN	2'48"8
1932	Tsuruta, Yoshiyuki	JAPAN	2'45"4
1936	Hamuro, Tetsuo	JAPAN	2'42"5
1948	J. Verdeur	U.S.A.	2'39"3
1952	J. Davies	AUSTRALA	2'23"4
1956	Furukawa, Masaru	JAPAN	2'34"4
1960	W. Mulliken	U.S.A.	2'34"7

Top 16 qualify for Semi-Finals

—Heat 1—

Place	Name	Country	100m	200m	
1	Obrien, Ian	AUSTRALA	1'13"7	2'31"4	NOR
2	Trethewey, Tom George	U.S.A.	1'13"0	2'33"4	
3	Katzur, Klaus	GERMANY	1'14"5	2'36"7	
4	Zablith Filho, Farid	BRAZIL	1'20"0	2'45"2	
5	Mensonides, Wiegier Emile	NETHLAND	1'19"8	2'47"4	
6	Hai, Huynh Van	VIET-NAM	1'19"8	2'51"6	
	Dennerlein, Costantino	ITALY		Withdrawal	

—Heat 2—

1	Henninger, Egon	GERMANY	1'10"8	2'30"1	NOR
2	Prokopenko, Georgy	U.S.S.R.	1'11"6	2'30"3	
3	Lenkei, Ferenc	HUNGARY	1'14"7	2'38"6	
4	Tonkin, Peter James	AUSTRALA	1'15"2	2'39"3	
5	Vriens, Hermanus S.A.	NETHLAND	1'16"2	2'40"8	
6	Jalma-Ani, Amman E.	PHILPINS	1'17"4	2'44"7	
7	Chenau, H. Eliot	P. RICO	1'20"5	2'52"5	

—Heat 3—

1	Anderson, Wayne Robert	U.S.A.	1'12"1	2'31"5	
2	Tsurumine, Osamu	JAPAN	1'14"5	2'34"1	
3	Landrito, Rolando M.	PHILPINS	1'16"5	2'41"9	
4	Gross, Gian Corrado	ITALY	1'16"6	2'42"8	
5	Chin, Jang-Rhim	KOREA	1'17"0	2'48"6	
	Klumbanjong, Virayuth	THAILAND		Withdrawal	

—Heat 4—

1	Matsumoto, Kenjiro	JAPAN	1'13"4	2'33"8	
2	Kosinsky, Vladimir	U.S.S.R.	1'14"5	2'35"6	
3	Messner, Wilhelm	GERMANY	1'15"2	2'36"0	
4	Nicholson, Neil	BRITAIN	1'15"6	2'36"6	
5	Shefa, Gershon	ISRAEL	1'16"7	2'40"6	
6	Caramelli, Cesare	ITALY	1'17"3	2'40"9	
7	Navarro, Miguel Angel	ARGENTIN	1'17"4	2'49"7	

—Heat 5—

1	Jastremski, Chester A.	U.S.A.	1'12"1	2'30"5	
2	Shikiishi, Yoshiaki	JAPAN	1'12"8	2'32"3	
3	Tutakaev, Alexandr	U.S.S.R.	1'15"1	2'36"9	
4	Oravainen, John V.	AUSTRALA	1'14"9	2'38"7	

Top 8 qualify for Final

—Semi-Final 1—

Oct. 14

Place	Name	Country	100m	200m
1	Jastremski, Chester A.	U.S.A.	1'12"5	2'32"1
2	Anderson, Wayne Robert	U.S.A.	1'13"6	2'32"6
3	Henninger, Egon	GERMANY	1'12"1	2'33"3
4	Tsurumine, Osamu	JAPAN	1'13"0	2'33"3
5	Trethewey, Tom George	U.S.A.	1'12"7	2'34"5
6	Messner, Wilhelm	GERMANY	1'15"0	2'35"5
7	Katzur, Klaus	GERMANY	1'13"4	2'37"3
8	Lenkei, Ferenc	HUNGARY	1'13"1	2'37"5

—Semi-Final 2—

1	Obrien, Ian	AUSTRALA	1'13"3	2'28"7
2	Prokopenko, Georgy	U.S.S.R.	1'10"9	2'29"7
3	Tutakaev, Alexandr	U.S.S.R.	1'11"1	2'30"5
4	Kosinsky, Vladimir	U.S.S.R.	1'14"1	2'33"5
5	Matsumoto, Kenjiro	JAPAN	1'13"8	2'34"3
6	Shikiishi, Yoshiaki	JAPAN	1'13"2	2'34"5
7	Oravainen, John V.	AUSTRALA	1'15"9	2'39"6
8	Nicholson, Neil	BRITAIN	1'16"0	2'39"9

—Final—

Oct. 15

Place	Name	Country	100m	200m	
1	Obrien, Ian	AUSTRALA	1'10"5	2'27"8	NWR NOR
2	Prokopenko, Georgy	U.S.S.R.	1'09"2	2'28"2	
3	Jastremski, Chester A.	U.S.A.	1'10"2	2'29"6	
4	Tutakaev, Alexandr	U.S.S.R.	1'11"4	2'31"0	
5	Henninger, Egon	GERMANY	1'10"8	2'31"1	
6	Tsurumine, Osamu	JAPAN	1'13"9	2'33"6	
7	Anderson, Wayne Robert	U.S.A.	1'12"5	2'35"0	
8	Kosinsky, Vladimir	U.S.S.R.	1'12"7	2'38"1	

200 m Back Stroke==**200 m Dos** 21 countries 34 competitors

1 withdrawal

WR	2'10"9	Stock, Tony (U.S.A.)	1962
OR	2'47"0	Hoppenberg, W. (GERMANY)	1900

Previous Olympic Winners (100 m)

1908	A. Bieberstein	GERMANY	1'24"6
1912	H. Hebner	U.S.A.	1'21"2
1920	W. Kealoha	U.S.A.	1'15"2
1924	W. Kealoha	U.S.A.	1'13"2
1928	G.H.Kojac	U.S.A.	1'08"2
1932	Kiyokawa, Shoji	JAPAN	1'08"6
1936	A. Kiefer	U.S.A.	1'05"9
1948	A. Stack	U.S.A.	1'06"4
1952	Y. Oyakawa	U.S.A.	1'05"4
1956	D. Theile	AUSTRALA	1'02"2
1960	D. Theile	AUSTRALA	1'01"9



Men's 200 m finals
Les finales hommes 200 m

Top 16 qualify for Semi-finals

—Heat 1—

Place	Name	Country	100m	200m
1	Bennett, Robert Earl	U.S.A.	1'04"0	2'16"1 NOR
2	Osumi, Isagi	JAPAN	1'05"6	2'17"3
3	Hutton, Palph	CANADA	1'06"6	2'17"8
4	Van Osch, Henri	NETHLAND	1'05"8	2'19"1
5	Kraus Jensen, Lars	DENMARK	1'08"7	2'23"3
6	Verbauwen, Herman	BELGIUM	1'07"9	2'24"9
7	Eu, Michael Seong Chin	MALAYSIA	1'12"2	2'35"8

—Heat 2—

1	Fukushima, Shigeo	JAPAN	1'05"1	2'14"7 NOR
2	Mazanov, Victor	U.S.S.R.	1'05"7	2'16"8
3	Dietze, Jurgen	GERMANY	1'07"4	2'20"4
4	Weeteling, Jan	NETHLAND	1'07"2	2'20"4
5	Byrom, John Douglas	AUSTRALA	1'09"3	2'27"0
6	Gulyas, Akos	HUNGARY	1'11"2	2'30"5
7	Chenau, H. Eliot	P. RICO	1'12"2	2'33"1

—Heat 3—

1	Graef, Jed Richard	U.S.A.	1'04"5	2'14"5 NOR
2	Ito, Keisuke	JAPAN	1'05"2	2'16"7
3	Rora, Chiaffredo	ITALY	1'04"3	2'17"8
4	Cabrera, Jesus	SPAIN	1'07"2	2'19"7
5	Diz Ezeleta, Pedro	ARGENTIN	1'08"0	2'24"9
6	Wieland, Gerhard	AUSTRIA	1'08"6	2'25"9
7	Ferrero, C. Augusto	PERU	1'10"9	2'29"9

—Heat 4—

1	Della Savia, Ezio	ITALY	1'05"6	2'16"6
2	Kuppers, Ernst J.	GERMANY	1'07"7	2'17"9
3	Ferak, Ivan	CZECHSLV	1'07"2	2'20"0
4	Suda, Friedel	AUSTRIA	1'06"7	2'20"7
5	Jacks, Ronald Brian	CANADA	1'07"5	2'21"3
6	Thwaites, Geoffrey R.	BRITAIN	1'08"8	2'22"0
7	Chan, Kam Hong	HONGKONG	1'16"6	2'46"0



Men's 200 m Backstroke winners
Les vainqueurs hommes 200 m dos
 ① J. Graef (USA) ② G. Dilley (USA) ③ R. Bennett (USA)

—Heat 5—

1	Dilley, Gary J.	U.S.A.	1'04"5	2'14"2	NOR
2	Reynolds, Peter Askin	AUSTRALA	1'05"9	2'15"9	
3	Csikany, Jozsef	HUNGARY	1'07"2	2'18"3	
4	Wagner, Wolfgang	GERMANY	1'08"0	2'18"5	
5	Van Der Maath, Carlos	ARGENTIN	1'07"7	2'19"6	
6	Christophe, Robert	FRANCE	1'08"8	2'22"5	
	Chodtipananc, Somchai	THAILAND			Withdrawal

Top 8 qualify for Final

—Semi-Final 1—

Oct. 12

Place	Name	Country	100m	200m	
1	Dilley, Gary J.	U.S.A.	1'04"6	2'13"8	NOR
2	Fukushima, Shigeo	JAPAN	1'04"6	2'14"1	
3	Hutton, Ralph	CANADA	1'06"7	2'15"8	
4	Bennett, Robert Earl	U.S.A.	1'05"8	2'16"3	
5	Osumi, Isagi	JAPAN	1'06"6	2'17"0	
6	Csikany, Jozsef	HUNGARY	1'06"3	2'17"5	
7	Ito, Keisuke	JAPAN	1'06"1	2'17"6	
8	Van Osch, Henri	NETHLAND	1'07"5	2'19"7	

—Semi-Final 2—

1	Gaeef, Jed Richard	U.S.A.	1'04"4	2'13"7	NOR
2	Kuppers, Ernst Joechim	GERMANY	1'04"8	2'15"4	
3	Mazanov, Victor	U.S.S.R.	1'05"4	2'15"4	
4	Reynolds, Peter Askin	AUSTRALA	1'06"1	2'15"6	
5	Rora, Chiaffredo	ITALY	1'06"4	2'16"7	
6	Della Savia, Ezio	ITALY	1'06"3	2'18"4	
7	Wagner, Wolfgang	GERMANY	1'06"9	2'20"2	
8	Van Der Maath, Carlos	ARGENTIN	1'07"0	2'21"3	

—Final—

Oct. 13

Place	Name	Country	100m	200m	
1	Graef, Jed Richard	U.S.A.	1'03"1	2'10"3	NWR NOR
2	Dilley, Gray J.	U.S.A.	1'03"3	2'10"5	
3	Bennett, Robert Earl	U.S.A.	1'03"7	2'13"1	
4	Fukushima, Shigeo	JAPAN	1'04"2	2'13"2	
5	Kuppers, Ernst Joachim	GERMANY	1'04"0	2'15"7	
6	Mazanov, Victor	U.S.S.R.	1'05"0	2'15"9	
7	Hutton, Palph	CANADA	1'05"8	2'15"9	
8	Reynolds, Peter Askin	AUSTRALA	1'04"5	2'16"6	

200 m Butterfly Stroke—200 m Papillon

19	Countries	32	competitors	
3	withdrawal			
WR	2'06"9	Berry, Kevin John	(AUSTRALA)	1964
OR	2'12"8	Troy, Michael	(U.S.A.)	1960

Previous Olympic Winners

1956	W. A. Yorzyk	U.S.A.	2'19"3
1960	M. Troy	U.S.A.	2'12"8

Top 16 qualify for Semi-finals

—Heat 1—

Oct. 16

Place	Name	Country	100m	200m	
1	Robie, Carl Joseph	U.S.A.	1'01"9	2'10"0	NOR
2	Ohbayashi, Atsushi	JAPAN	1'03"6	2'15"1	
3	Rastrelli, Antonio	ITALY	1'06"6	2'17"3	
4	Lotter, Hermann	GERMANY	1'05"9	2'18"2	
5	Fonseca, Vitor M. F.D.	PORTUGAL	1'06"5	2'18"3	
6	Chok-Umuay, Narong	THAILAND	1'09"0	2'32"5	
	Pommat, Jean	FRANCE			Withdrawal

—Heat 2—

1	Berry, Kevin John	AUSTRALA	1'03"1	2'11"0
2	Sato, Kohsuke	JAPAN	1'02"1	2'12"4
3	Sherry, Daniel John	CANADA	1'04"0	2'12"9
4	Gerrard, David Francis	NZEALAND	1'04"5	2'16"3
5	Melamed, Abraham	ISRAEL	1'07"1	2'20"7
6	Canepa Bustamante, C.	PERU	1'06"5	2'24"9
7	Pujol, Joaquin	SPAIN	1'08"0	2'28"3

—Heat 3—

1	Nicolao, Luis Alberto	ARGENTIN	1'04"8	2'15"0	
2	Stark, John	AUSTRALA	1'04"8	2'15"3	
3	Kuzmin, Valentin	U.S.S.R.	1'05"1	2'15"5	
4	Freitag, Werner	GERMANY	1'05"6	2'16"9	
5	Alanis Guerrero, Juan	MEXICO	1'06"1	2'23"9	
6	Chan, Bernard Cheng W	MALAYSIA	1'08"3	2'26"6	
	Eriksson, Karl Ingvar	SWEDEN			Withdrawal

—Heat 4—

1	Riker, Philip, III	U.S.A.	1'00"0	2'12"6
2	Jenkins, Brian	BRITAIN	1'05"1	2'15"5
3	Fotin, Oleg	U.S.S.R.	1'06"9	2'17"3
4	Altamirano Tames, G.	MEXICO	1'04"1	2'17"9
5	Platzeck, Wolfgang	GERMANY	1'05"7	2'18"7
6	Deckardt, Volker	AUSTRIA	1'06"7	2'21"3
7	Langerhorst, Dirk F.A.	NETHLAND	1'05"9	2'22"5

—Heat 5—

1	Hill, Brett Cecil G.	AUSTRALA	1'02"7	2'12"8	
2	Schmidt, Fred Weber	U.S.A.	1'01"7	2'13"3	
3	Kadonaga, Yoshinori	JAPAN	1'03"9	2'14"5	
4	Fossati, Giampiero	ITALY	1'03"8	2'17"2	
5	Hutton, Ralph	CANADA	1'05"9	2'20"8	
6	Ocampo, Gustavo	PERU	1'08"4	2'31"4	
	Thurley, John Philip	BRITAIN			Withdrawal

Top 8 qualify for Final**—Semi-Final 1—**

Place	Name	Country	Oct. 17	
			100m	200m
1	Robie, Carl Joseph	U.S.A.	1'01"3	2'09"3 NOR
2	Schmidt, Fred Weber	U.S.A.	1'01"4	2'11"5
3	Hill, Brett Cecil G.	AUSTRALA	1'02"3	2'11"9
4	Kuzmin, Valentin	U.S.S.R.	1'03"5	2'11"9
5	Sato, Kohsuke	JAPAN	1'02"5	2'13"4
6	Freitag, Werner	GERMANY	1'02"3	2'13"5
7	Nicolao, Luis Alberto	ARGENTIN	1'02"5	2'13"7
8	Stark, John	AUSTRALA	1'05"1	2'18"4

—Semi-Final 2—

1	Berry, Kevin John	AUSTRALA	1'02"4	2'09"8
2	Riker, Philip, III	U.S.A.	1'02"1	2'09"9
3	Kadonaga, Yoshinori	JAPAN	1'03"9	2'12"3
4	Sherry, Daniel John	CANADA	1'03"8	2'12"9
5	Ohbayashi, Atsushi	JAPAN	1'03"5	2'14"1
6	Gerrard, David Francis	NZEALAND	1'03"7	2'15"4
7	Jenkins, Brian	BRITAIN	1'04"8	2'15"5
8	Fossati, Giampiero	ITALY	1'05"5	2'18"1

—Final—

Place	Name	Country	Oct. 18	
			100m	200m
1	Berry, Kevin John	AUSTRALA	1'00"4	2'06"6 NWR NOR
2	Robie, Carl Joseph	U.S.A.	1'00"4	2'07"5
3	Shmidt, Fred Weber	U.S.A.	1'00"2	2'09"3
4	Riker, Philip III	U.S.A.	1'01"7	2'11"0
5	Kuzmin, Valentin	U.S.S.R.	1'02"8	2'11"3
6	Kadonaga, Yoshinori	JAPAN	1'03"0	2'12"6
7	Hill, Brett Cecil G.	AUSTRALA	1'03"2	2'12"8
8	Sherry, Daniel John	CANADA	1'02"4	2'14"6



Men's 200 m Butterfly medalists Les médaillés pour hommes 200m papillon ① K. Berry (AUS) ② C. Robie (USA) ③ F. Schmidt (USA)




200 m men's Butterfly event. The picture shows the final section at the 195 m point. From left K. Berry (AUS) followed by C. Robie (USA) and F. Schmidt (USA)
L'épreuve hommes 200 m papillon. La photographie montre la section finale au point 195 m. A partir de la gauche, K. Berry (AUS) suivi de C. Robie (USA) et F. Schmidt (USA)

400 m Individual Medley=400 m Quatre Nages Individuelles

18 countries 30 competitors 2 Withdrawal

WR 4'48"6 Roth, Richard William (U.S.A.) 1964

OR New event, no previous Olympic record.



Men's 400 m Individual Medley winners Les vainqueurs de hommes 400 m quatre nages individuelles ① R. Roth (USA) ② R. Saari (USA) ③ G. Hetz (GER)


Top 8 qualify for Final

—Heat 1—						Oct. 12
Place	Name	Country	100m	200m	300m	400m
1	Robie, Carl Joseph	U.S.A.	1'02"0	2'18"2	3'46"2	4'52"0 NOR
2	Hutton, Ralph	CANADA	1'06"5	2'22"3	3'58"9	5'06"2
3	Oravainen, John V.	AUSTRALA	1'06"6	2'25"5	3'56"7	5'07"0
4	Weinrich, Steffan	GERMANY	1'05"2	2'25"5	3'54"1	5'07"8
5	Perez, Celestino	P. RICO	1'08"5	2'28"5	4'01"6	5'10"9
6	Rogusic, Veljko	YUGOSLAV	1'06"8	2'28"4	4'02"4	5'11"0
7	Shefa, Gershon	ISRAEL	1'08"6	2'30"8	3'58"3	5'11"2
	Limpichati Somchal	THAILAND				Withdrawal
—Heat 2—						
1	Gilchrist, John Alexander	CANADA	1'05"1	2'25"4	3'51"2	4'58"3
2	Roth, Richard William	U.S.A.	1'07"0	2'22"8	3'51"7	5'01"3
3	Buck, Terry William	AUSTRALA	1'05"5	2'26"8	3'55"3	5'02"5
4	Chenau, H. Eliot	P. RICO	1'08"2	2'29"8	3'58"9	5'11"3
5	Fortuny, Juan	SPAIN	1'10"4	2'32"5	4'07"6	5'18"2
6	Alanis Guerrero, Juan	MEXICO	1'08"2	2'27"5	4'09"1	5'18"6
7	Basto, Antonio A.B.	PORTUGAL	1'12"2	2'35"5	4'09"3	5'19"7
8	Paz Soldan, Luis	PERU	1'09"4	2'30"4	4'20"8	5'39"5
—Heat 3—						
1	Saari, Roy Allen	U.S.A.	1'05"9	2'22"4	3'53"1	5'02"3
2	Kosztolanczi, Gyorgy	HUNGARY	1'06"9	2'24"4	3'54"0	5'03"8
3	Jiskoot, Johannes	NETHLAND	1'06"5	2'24"6	3'55"5	5'04"4
4	Pfeifer Dieter	GERMANY	1'07"3	2'25"1	3'52"9	5'05"2
5	Suvanto, Ilkka T.	FINLAND	1'06"5	2'28"2	4'00"4	5'09"0
6	Hernandez Rojas, Rafael	MEXICO	1'05"9	2'28"6	4'00"6	5'09"8
7	Fox, Charles Wannell	NTHNRHOD	1'12"7	2'43"0	4'16"9	5'38"2
	Capriles, Teodoro	VENEZULA				Withdrawal
—Heat 4—						
1	Hetz, Gerhard	GERMANY	1'05"7	2'24"0	3'49"3	4'57"6
2	Ali, Csaba	HUNGARY	1'07"7	2'27"2	3'54"9	5'05"4
3	Ferm, Sven Olle Erik	SWEDEN	1'07"8	2'25"4	4'00"1	5'10"5
4	Alexander, A. Fleming	AUSTRALA	1'08"3	2'27"9	3'59"7	5'10"8
5	Gislason, Gudmundur	ICELAND	1'07"7	2'30"4	4'03"3	5'15"5
6	Vaahoranta, H. Pertti J.	FINLAND	1'09"2	2'31"6	4'05"9	5'16"2
7	Davila, Guillermo	MEXICO	1'10"8	2'35"9	4'13"0	5'27"1
8	Chok-Ummuay, Narong	THAILAND	1'11"4	2'41"1	4'25"5	5'44"1

—Final—				Oct. 14			
Place	Name	Country	100m	200m	300m	400m	
1	Roth, Richard William	U.S.A.	1'04"1	2'16"4	3'41"3	4'45"4	NWR
2	Saari, Roy Allen	U.S.A.	1'02"2	2'13"5	3'40"3	4'47"1	NOR
3	Hetz, Gerhaad	GERMANY	1'04"1	2'20"6	3'45"9	4'51"0	
4	Robie, Carl Joseph	U.S.A.	1'01"0	2'16"4	3'45"2	4'51"4	
5	Gilchrist, John Alexander	CANADA	1'04"4	2'24"6	3'50"5	4'57"6	
6	Jiskoot, Johannes	NETHLAND	1'05"8	2'23"3	3'54"2	5'01"9	
7	Kosztolanczi, Gyorgy	HUNGARY	1'05"8	2'23"6	3'53"8	5'01"9	
8	Buck, Terry Willim	AUSTRALA	1'05"5	2'26"8	3'56"2	5'03"0	

R. Roth (USA) during the Men's 400 m Individual Medley

R. Roth (USA) pendant hommes 400 m quatre nages individuelles



4X100 m Free Style Relay=4X100 m relais nage libre

13 countries 13 teams

WR 3'36"1 U.S.A 1963

OR New event, no previous Olympic record

Top 8 teams qualify for Final

—Heat 1—				Oct. 13			
Place	Country	Order Member	100 m	Order Member	100 m	Finish	
1	AUSTRALA	1) Doak, Peter John	55"7	2) Dickson, David Gavin	54"7	3'40"6	NOR
		3) Ryan, John	55"3	4) Windle, Robert George	54"9		
2	FRANCE	1) Gottvalles, Alain	54"8	2) Gropaiz, Gerard	55"2	3'42"1	
		3) Christophe, Robert	56"3	4) Curtillet, Jean Pascal	55"8		
3	JAPAN	1) Okabe, Yukiaki	55"4	2) Iwasaki, Kunihiro	55"3	3'42"3	
		3) Ishihara, Katsuki	56"3	4) Goto, Tadaharu	55"3		
4	HUNGARY	1) Szall, Antal	56"7	2) Gulyas, Akos	56"2	3'43"2	
		3) Szlamka, Laszlo	55"9	4) Dobai, Gyula	54"4		
5	NETHLAND	1) Kroon, Ronald	55"9	2) Van Baalen, Levinus W.	55"4	3'43"8	
		3) Jiskoot, Johannes	56"3	4) Bontekoe, Johan Klaas	56"2		
6	MEXICO	1) Hernandez Rojas, Rafael	58"7	2) Ruiz De Chavez Ochoa, S.	59"5	3'58"9	
		3) Guzman Torres, Alfredo	1'01"8	4) Echevarria Perez, G.	58"9		

—Heat 2—

1	U.S.A.	1) Clark, Stephen Edward	53"6	2) Schulhof, Lary Alan	55"6	
		3) Austin, Michael Mackay	55"3	4) Ilman, Gary Steven	54"3	3'38"8 NOR
2	GERMANY	1) Loffler, Horst	56"0	2) Jacobsen, Uwe	55"5	
		3) Wiegand, Frank	54"2	4) Klein, Hans Joachim	55"3	3'41"0
3	SWEDEN	1) Eriksson, Erik Lester	56"0	2) Lundin, Jan Ored	55"1	
		3) Nordvall, Bengt Olof	55"9	4) Lindberg, Per Ola	54"3	3'41"3
4	U.S.S.R.	1) Berezin, Vladimir	56"5	2) Shuvalov, Vladimir	55"6	
		3) Semchenkov, Victor	54"9	4) Sumtsov, Yuri	54"8	3'41"8
5	BRITAIN	1) Lord Robert Thomas	56"4	2) Mrtin Dye, John	56"4	
		3) Kendrew, Peter	56"0	4) McGregor, Robert Bilsland	53"9	3'42"7
6	CANADA	1) Sherry, Daniel John	56"1	2) Hutton, Palph	57"2	
		3) Jacks, Ronald Brian	59"0	4) Gilchist, John Alexander	57"4	3'49"7
7	PERU	1) Paz Soldan, Luis	58"8	2) Canepa Bustamante, Carlos	59"6	
		3) Ferrero, C. Augusto	1'02"8	4) Ledgard Buse, Walter	1'01"4	4'02"6

—Final—

Place	Country	Order Member	100 m	Order Member	100 m	Finish
1	U.S.A.	1) Clark, Stephen Edward	52"9	2) Austin, Michael Macky	53"9	
		3) Ilman, Gary Steven	53"4	4) Schollander, D. Arthur	53"0	3'33"2 NWR NOR
2	GERMANY	1) Loffler, Horst	55"8	2) Wiegand, Frank	54"2	
		3) Jacobsen, Uwe	54"8	4) Klein, Hans Joachim	52"4	3'37"2
3	AUSTRALA	1) Dickson, David Gavin	54"6	2) Doak, Peter John	55"0	
		3) Ryan, John	55"3	4) Windle, Robert George	54"2	3'39"1
4	JAPAN	1) Iwasaki, Kunihiro	55"8	2) Goto, Tadaharu	55"2	
		3) Fujimoto, Tatsuo	54"9	4) Okabe, Yukiaki	54"6	3'40"5
5	SWEDEN	1) Nordvall, Bengt Olof	56"6	2) Eriksson, Erik Lester	54"9	
		3) Lundin, Jan Ored	54"6	4) Lindberg, Per Ola	54"6	3'40"7
6	U.S.S.R.	1) Mazanov, Victor	56"3	2) Shuvalov, Vladimir	55"4	
		3) Semchenkov, Victor	55"0	4) Sumtsov, Yury	55"4	3'42"1
7	BRITAIN	1) Lord, Robert Thomas	56"2	2) Mrtin Dye, John	56"5	
		3) Kendrew, Peter	55"8	4) McGregor, Robert Bilsland	54"1	3'42"6
	FRANCE	1) Gottvalles, Alain	54"0	2) Gropaiz, Gerard	55"1	
		3) Canavese, Pierre	X 55"3	4) Curtillet, Jean Pascal	54"9	Disqualified



Men's 4X200 m Relay winners the U.S.A. team (from left D. Schollander, S. Clark, G. Iman, R. Saari)
 Les vainqueurs de l'équipe américaine de relais 4X200 m (de gauche a droite, D. Schollander, S. Clark, G. Iman, R. Saari)

4X200 m Free Style Relay=4X200 m Relais Nage Libre

15 countries 15 teams

WR 8'01"8 U.S.A. 1964
 OR 8'10"2 U.S.A. 1960

Previous Olympic Winners

1908	BRITAIN	10'55"6	1936	JAPAN	8'51"5
1912	AUSTRALA	10'11"2	1948	U.S.A.	8'46"0
1920	U.S.A.	10'04"4	1952	U.S.A.	8'31"1
1924	U.S.A.	9'53"4	1956	AUSTRALA	8'23"6
1928	U.S.A.	9'36"2	1960	U.S.A.	8'10"2
1932	JAPAN	8'58"4			

Top 8 teams qualify for Final

—Heat 1—

Place	Country	Order	Member	100 m	200 m	Order	Member	Oct. 17		
								100 m	200 m	Finish
1	GERMANY	1)	Gregor, Horst Gunther	58"2	2'03"1	2)	Hetz, Gerhard	57"5	2'02"9	
		3)	Wiegand, Frank	57"3	2'01"8	4)	Klein, Hans Joachim	57"1	2'01"9	8'09"7 NOR
2	JAPAN	1)	Fukui, Makoto	58"3	2'02"6	2)	Iwasaki, Kunihiko	59"3	2'02"7	
		3)	Shoji, Toshio	58"6	2'01"9	4)	Yamanaka, Tsuyoshi	59"1	2'03"2	8'10"4
3	U.S.S.R.	1)	Belits-Heiman, Semen	58"0	2'02"3	2)	Berezin, Vladimir	57"2	2'04"1	
		3)	Paramonov, Alexandr	59"6	2'04"1	4)	Novikov, Eugeny	59"7	2'04"0	8'14"5
4	ITALY	1)	Bianchi, Bruno	1'00"1	2'04"2	2)	Orlando, Giovanni	59"4	2'05"9	
		3)	Boscaini, Pietro	1'00"7	2'05"4	4)	De Gregorio, Sergio	58"4	2'02"3	8'17"8
5	CANADA	1)	Jacks, Ronald Brian	1'00"1	2'06"3	2)	Hutton, Ralph	58"4	2'05"3	
		3)	Sherry, Daniel John	57"5	2'05"2	4)	Gilchrist, John Alexander	58"4	2'05"4	8'22"2
6	NETHLAND	1)	Bontekoe, Johan Klaas	58"5	2'02"2	2)	Jiskoot, Johannes	1'00"5	2'07"8	
		3)	Kroon, Ronald	58"5	2'07"2	4)	Sitters, Bertus	1'01"8	2'10"5	8'27"7
7	MEXICO	1)	Hernandez Rojas, Rafael	1'01"7	2'12"5	2)	Echevarria Perez, G.	1'01"7	2'10"5	
		3)	Guzman Torres, Alfredo	1'06"3	2'17"0	4)	Ruiz De Chavez Ochoa, S.	1'00"1	2'10"3	8'50"3



Men's 4X200 m Relay with D. Schollander of the U.S.A. team about to enter the water
L'épreuve hommes de relais 4X200 m avec D. Schollander des Etats-Unis sur le point d'entrer dans l'eau

—Heat 2—

1	U.S.A.	1) Metter, William Roy	59"7	2'02"6	2) Lyons, David Chandler	58"1	2'02"8	
		3) Wall, Michael Allen	57"9	2'01"8	4) Townsend, Robert Edward	57"8	2'01"8	8'09"0 NOR
2	SWEDEN	1) Lundin, Jan Ored	59"7	2'01"9	2) Eriksson, Erik Lester	57"6	2'03"8	
		3) Rosendahl, Hans Viktor	59"3	2'02"5	4) Svensson, Mats Gunnar	58"7	2'02"1	8'10"3
3	FRANCE	1) Canavese, Pierre	1'00"2	2'04"1	2) Curtillet, Jean Pascal	58"8	2'03"2	
		3) Luyce, Francis	59"0	2'04"5	4) Gottvalles, Alain	59"3	2'05"2	8'17"0
4	AUSTRALA	1) Doak, Peter John	1'00"3	2'03"7	2) Konrads, John	57"5	2'02"8	
		3) Ryan, John	1'01"2	2'07"4	4) Dickson, David Gavin	57"8	2'04"4	8'18"3
5	FINLAND	1) Suvanto, Ilkka T.	1'00"1	2'05"6	2) Vaahtoranta, H. Pertti J.	1'00"6	2'07"6	
		3) Hamalainen, Tuomo J.	59"9	2'06"3	4) Kasvio, Matti Juhani	57"7	2'03"8	8'23"3
6	HUNGARY	1) Dobai, Gyula	58"9	2'02"8	2) Ali, Csaba	1'00"4	2'08"1	
		3) Kosztolanczi, Gyorgy	1'01"3	2'08"0	4) Katona, Jozsef	59"2	2'05"5	8'24"4
7	BRITAIN	1) Mrtin Dye, John	1'00"5	2'05"5	2) Thurley, John Philip	1'02"0	2'09"7	
		3) Lord, Robert Thomas	1'00"2	2'06"3	4) McGregor Robert Bilsland	59"9	2'09"4	8'30"9
8	SPAIN	1) Fortuny, Juan	1'00"4	2'06"7	2) Torres, Miguel	1'03"2	2'09"0	
		3) Perez Cospedal, Antonio	1'01"5	2'08"7	4) Codina, Antonio	1'00"2	2'08"2	8'32"6

—Final—

		Oct. 18								
Place	Country	Order	Member	100m	200m	Order	Member	100m	200m	Finish
1	U.S.A.	1)	Clark, Stephen Deward	58"5	2'00"0	2)	Saari, Roy Allen	57"1	1'58"1	
		3)	Ilman, Gary Steven	56"2	1'58"4	4)	Schollander, D. Arthur	56"5	1'55"6	7'52"1 NWR NOR
2	GERMANY	1)	Gregor, Horst Gunther	58"5	2'02"0	2)	Hetz, Gerhard	57"9	2'01"8	
		3)	Wiegand, Frank	56"2	1'57"6	4)	Klein, Hans Joachim	55"4	1'57"9	7'59"3
3	JAPAN	1)	Fukui, Makoto	59"0	2'00"5	2)	Iwasaki, Kunihiro	58"0	2'01"1	
		3)	Shoji, Toshio	58"2	2'01"7	4)	Okabe, Yukiaki	57"3	2'00"5	8'03"8
4	AUSTRALA	1)	Dickson, David Gavin	59"6	2'02"2	2)	Wood, Allan	57"7	2'01"7	
		3)	Doak, Peter John	58"3	2'03"1	4)	Windle, Robert George	56"3	1'58"7	8'05"7
5	SWEDEN	1)	Svensson, Mats Gunnar	58"7	2'01"8	2)	Eriksson, Erik Lester	58"6	2'03"2	
		3)	Rosendahl, Hans Viktor	59"1	2'03"3	4)	Lundin, Jan Ored	57"6	1'59"7	8'08"0
6	FRANCE	1)	Curtillet, Jean Pascal	59"3	2'02"7	2)	Canavese, Pierre	57"9	2'02"8	
		3)	Luyce, Francis	57"7	2'02"0	4)	Gottvalles, Alain	56"4	2'01"2	8'08"7
7	U.S.S.R.	1)	Belits-Heiman, Semen	58"1	2'02"7	2)	Berezin, Vladimir	58"5	2'03"6	
		3)	Paramonov, Alexandr	59"5	2'04"8	4)	Novikov, Eugeny	59"4	2'04"0	8'15"1
8	ITALY	1)	De Gregorio Sergio	58"9	2'03"3	2)	Bianchi, Bruno	58"5	2'03"4	
		3)	Orlando, Giovanni	1'00"2	2'06"4	4)	Boscaini, Pietro	58"9	2'05"0	8'18"1

4X100 m Medley Relay===4X100 m Quatre Nages, Équipe 14 countries 14 teams

WR 4'00"1 U.S.A. 1963

OR 4'05"4 U.S.A. 1960

Previous Olympic Winners

1960 U.S.A. 4'05"4

Top 8 Teams qualify for Final Oct. 15.

—Heat 1—

Place	Country	Order	Member	100m	Order	Member	100m	Finish
1	GERMANY	1)	Kuppers, Ernst Joachim	1'02"1	2)	Henninger, Egon	1'07"1	
		3)	Gregor, Horst Gunther	1'00"7	4)	Klein, Hans Joachim	56"7	4'06"6
2	JAPAN	1)	Fukushima, Shigeo	1'03"2	2)	Ishikawa, Kenji	1'10"1	
		3)	Nakajima, Isao	58"9	4)	Okabe, Yukiaki	55"1	4'07"3
3	U.S.S.R.	1)	Mazanov, Victor	1'02"7	2)	Tutakaev, Alexandr	1'09"3	
		3)	Kuzmin, Valentin	59"8	4)	Semchenkov, Victor	55"8	4'07"6
4	BRITAIN	1)	Thwaites, Geoffrey R.	1'04"6	2)	Nicholson, Neil	1'12"2	
		3)	Jenkins, Brian	1'01"8	4)	McGregor, Robert Bilsland	53"7	4'12"3
5	NETHLAND	1)	Weeteling, Jan	1'04"2	2)	Vriens, Hermanus S.A.	1'12"3	
		3)	Jiskoot, Johannes	1'00"8	4)	Kroon, Ronald	55"3	4'12"6
6	BRAZIL	1)	De Oliveira Junior, A.P.	1'07"4	2)	Zablith Filho, Farid	1'13"7	
		3)	Fernandes Fonseca, Mauri	1'02"7	4)	De Avila Pires, Alvaso R.	57"4	4'21"2
7	MALAYSIA	1)	Eu, Michael Seong Chin	1'09"3	2)	Cheah, Tong Kim	1'15"7	
		3)	Chan, Bernard Cheng Wah	1'05"0	4)	Tan, Thuan Heng	59"3	4'29"3

—Heat 2—

1	U.S.A.	1)	McGeagh, Richard Michael	1'01"1	NOR	2)	Luken, Virgil W.	1'10"9	
		3)	Richardson, Walter Pierce	58"7	4)	Bennett, Robert Earl	54"4	4'05"1	NOR
2	HUNGARY	1)	Csikany, Jozsef	1'02"5	2)	Lenkei, Ferenc	1'11"2		
		3)	Gulrich, Jozsef	59"2	4)	Dobai, Gyula	55"9	4'08"8	
3	ITALY	1)	Rora, Chiaffredo	1'02"0	2)	Gross, Gian Corrado	1'11"7		
		3)	Fossati, Giampiero	1'00"0	4)	Boscaini, Pietro	55"6	4'09"3	
4	AUSTRALA	1)	Reynolds, Peter Askin	1'03"7	2)	Tonkin, Peter James	1'12"7		
		3)	Berry, Kevin John	1'00"1	4)	Dickson, David Gavin	54"9	4'11"4	
5	CANADA	1)	Hutton, Ralph	1'04"6	2)	Gilchrist, John Alexander	1'14"7		
		3)	Sherry, Daniel John	59"4	4)	Jacks, Ronald Brian	56"8	4'15"5	
6	ARGENTIN	1)	Van Der Maath, Carlos	1'04"6	2)	Navarro, Miguel Angel	1'14"9		
		3)	Nicolao, Luis Alberto	58"8	4)	Bourdillon, Alfredo	57"5	4'15"8	
7	SPAIN	1)	Cabrera, Jesus	1'02"6	2)	Padron, Nazario	1'12"2		
		3)	Pujol, Joaquin	1'05"1	4)	Espinosa, Jose Miguel	57"5	4'17"4	

—Final— Oct. 16.

Place	Country	Order	Member	100m	Order	Member	100m	Finish
1	U.S.A.	1)	Mann, Harold Thompson	59"6	1)	Craig, Willam Norval	1'09"6	
		3)	Schmidt, Fred Weber	56"8	4)	Clark, Stephen Edward	52"4	3'58"4
2	GERMANY	1)	Kuppers, Ernst Joachim	1'01"4	2)	Henninger, Egon	1'07"7	
		3)	Gregor, Horst Gunther	59"8	4)	Klein, Hans Joachim	52"7	4'01"6
3	AUSTRALA	1)	Reynolds, Peter Askin	1'03"0	2)	O'Brien, Ian	1'07"8	
		3)	Berry, Kevin John	57"7	4)	Dickson, David Gavin	53"8	4'02"3
4	U.S.S.R.	1)	Mazanov, Victor	1'02"6	2)	Prokopenko, Georgy	1'06"5	
		3)	Kuzmin, Valentin	59"3	4)	Shuvalov, Vladimir	55"8	4'04"2
5	JAPAN	1)	Fukushima, Shigeo	1'03"0	2)	Ishikawa, Kenji	1'09"6	
		3)	Nakajima, Isao	58"9	4)	Okabe, Yukiaki	55"1	4'06"6
6	HUNGARY	1)	Csikany, Jozsef	1'02"4	2)	Lenkei, Ferenc	1'11"6	
		3)	Gulrich, Jozsef	1'00"7	4)	Dobai, Gyula	53"8	4'08"5
7	ITALY	1)	Rora, Chiaffredo	1'02"6	2)	Gross, Gian Corrado	1'11"7	
		3)	Fossati, Giampiero	1'00"6	4)	Boscaini, Pietro	55"4	4'10"3
8	BRITAIN	1)	Thwaites, Geoffrey R.	1'04"4	2)	Nicholson, Neil	1'11"1	
		3)	Jenkins, Brian	1'02"5	4)	McGregor, Robert Bilsland	53"4	4'11"4

Women=Femmes**100 m Free Style=100 m Nage Libre**

22 countries 44 competitors

WR 58"9 Fraser, Dawn (AUSTRALA) 1964
 OR 1'01"2 Fraser, Dawn (AUSTRALA) 1960

Previous Olympic Winners

1912	F. Durack	AUSTRALA	1'22"2
1920	E. Bleibtrey	U.S.A.	1'13"6
1924	E. Lackie	U.S.A.	1'12"4
1928	A. Osipowitch	U.S.A.	1'11"0
1932	H. Madison	U.S.A.	1'06"8
1936	H. Mastenbroek	NETHLAND	1'05"9
1948	G. Andersen	DENMARK	1'06"3
1952	K. Szoke	HUNGARY	1'06"8
1956	D. Fraser	AUSTRALA	1'02"0
1960	D. Fraser	AUSTRALA	1'01"2

Top 16 qualify for Semi-Finals Oct. 12.

—Heat 1—

Place	Name	Country	Time
1	Ellis, Kathleen	U.S.A.	1'01"5
2	Grunert, Martina	GERMANY	1'03"1
3	Beneck, Daniela	ITALY	1'03"2
4	Van Weerdenburg, W.	NETHLAND	1'03"8
5	Urakami, Ryoko	JAPAN	1'04"5
6	Stewart, Mary Pauline	CANADA	1'05"1
7	Lim, Kum Ja	KOREA	1'16"1

—Heat 2—

1	Hagberg, Ann-Christine	SWEDEN	1'02"5
2	Schumacher, Rita	GERMANY	1'03"5
3	Rockembach, Anneliese	VENEZULA	1'04"3
4	Saini, Paola	ITALY	1'04"4
5	Keen, Sandra	BRITAIN	1'04"7
6	Beumer, Catharina Johanna	NETHLAND	1'05"2
7	Lallande, Ann	P. RICO	1'06"8

—Heat 3—

1	Hallock, Jeanne Courtney	U.S.A.	1'03"6
2	Thorn, Robyn	AUSTRALA	1'03"7
3	Ustinova, Natalya	U.S.S.R.	1'04"2
4	Strange, Kirsten	DENMARK	1'05"3
5	Beierlein, Tarudi	GERMANY	1'05"4
6	Pietri, Monique	FRANCE	1'05"8
7	Paukerl, Christine	AUSTRIA	1'07"3

—Heat 4—

1	Terpstra, Erica Georgine	NETHLAND	1'02"5
2	Turoczy, Judit	HUNGARY	1'02"9
3	Jafvert, Ulla Birgitta E.	SWEDEN	1'03"8
4	Bystrova, Natalya	U.S.S.R.	1'04"0
5	Wilkinson, Diana E.	BRITAIN	1'05"0
6	Sacchi, Mara	ITALY	1'05"9
7	Gudmundsdottir, H.	ICELAND	1'06"4
8	Vivanco Roca, Rosario	PERU	1'09"0

—Heat 5—

1	Fraser, Dawn	AUSTRALA	1'00"6 NOR
2	Lay, Marion Beverly	CANADA	1'02"1
3	Takacs, Katalin	HUNGARY	1'03"5
4	Kimura, Toyoko	JAPAN	1'04"8
5	Sidelsky, Marilyn	RHODESIA	1'05"5
6	Amos, Linda,	BRITAIN	1'06"1
7	Pulido, Rita	SPAIN	1'06"7
8	Harding, Margaret	P. RICO	1'11"7

—Heat 6—

1	Stouder, Sharon Marie	U.S.A.	1'02"3
2	Bell, Lynette	AUSTRALA	1'02"4
3	Dobai, Madarasz Csilla	HUNGARY	1'02"5
4	Lilja, Gun Ann-Charlott	SWEDEN	1'03"7
5	Kennedy, Helen Louise	CANADA	1'04"2
6	Azuma, Miyoko	JAPAN	1'06"4
7	Tseng, Jovina	MALAYSIA	1'13"9

—Semi-Final 1—

Place	Name	Country	Time
1	Fraser, Dawn	AUSTRALA	59"9 NOR
2	Lay, Marion Beverly	CANADA	1'02"2
3	Bell, Lynette	AUSTRALA	1'02"3
4	Dobai, Madarasz Csilla	HUNGARY	1'02"4
5	Hallock, Jeanne Courtney	U.S.A.	1'02"9
6	Beneck, Daniela	ITALY	1'02"9
7	Turoczy, Judit	HUNGARY	1'03"0
8	Thorn, Robyn	AUSTRALA	1'03"9

—Semi-Final 2—

1	Stouder, Sharon Marie	U.S.A.	1'01"4
2	Terpstra, Erica Georgine	NETHLAND	1'02"3
3	Ellis, Kathleen	U.S.A.	1'02"5
4	Hagberg, Ann-Christine	SWEDEN	1'02"8
5	Grunert, Martina	GERMANY	1'03"1
6	Takacs, Katalin	HUNGARY	1'03"3
7	Lilja, Gun Ann-Charlott	SWEDEN	1'03"9
8	Jafvert, Ulla Birgitta E.	SWEDEN	1'04"6

—Final— Oct. 13.

Place	Name	Country	Time
1	Fraser, Dawn	AUSTRALA	59"5 NOR
2	Stouder, Sharon Marie	U.S.A.	59"9
3	Ellis, Kathleen	U.S.A.	1'00"8
4	Terpstra, Erica Georgine	NETHLAND	1'01"8
5	Lay, Marion Beverly	CANADA	1'02"2
6	Dobai, Madarasz Csilla	HUNGARY	1'02"4
7	Hagberg, Ann-Christine	SWEDEN	1'02"5
8	Bell, Lynette	AUSTRALA	1'02"7

400 m Free Style=400 m Nage Libre

16 countries 31 competitors

7 Withdrawal

WR 4'39"5 Ramenofsky, Marilyn (U.S.A.) 1964

OR 4'50"6 Von Saltza, Christine (U.S.A.) 1960

Previous Winners

1924	M. Norelius	U.S.A.	6'02"2
1928	M. Norelius	U.S.A.	5'42"8
1932	H. Madison	U.S.A.	5'28"5
1936	H. Mastenbroek	NETHLAND	5'26"4
1948	A. Curtis	U.S.A.	5'17"8
1952	V. Gyenge	HUNGARY	5'12"1
1956	L. Crapp	AUSTRALA	4'54"6
1960	C. Von Saltza	U.S.A.	4'50"6



Women's 400 m Free-Style medalists
Les médaillés de femmes 400 m nage libre ① V. Duenkel (USA) ② M. Ramenofsky (USA) ③ T. Stickles (USA)

Top 8 qualify for Final Oct. 17.

—Heat 1—

Place	Name	Country	100m	200m	300m	400m
1	Duenkel, Virginia Ruth	U.S.A.	1'06"3	2'19"7	3'34"5	4'48"6 NOR
2	Grunert, Martina	GERMANY	1'07"3	2'24"4	3'42"2	4'57"7
3	Tigelaar, Willemina H.	NETHLAND	1'09"4	2'25"8	3'43"5	5'01"8
4	Hounsell, Barbara	CANADA	1'11"4	2'30"8	3'48"7	5'04"9
5	Kikutani, Tazuko	JAPAN	1'10"2	2'27"0	3'46"4	5'06"3
	Frank, Maria	HUNGARY				Withdrawal
	Pacifici, Maria Christina	ITALY				Withdrawal

—Heat 2—

1	Herford, Kim	AUSTRALA	1'07"1	2'20"3	3'35"1	4'49"8
2	Lilja, Gun Ann-Charlott	SWEDEN	1'08"6	2'23"4	3'38"2	4'52"3
3	Thompson, Patricia E.	CANADA	1'09"3	2'26"1	3'45"8	5'06"7
4	Sillett, Pauline	BRITAIN	1'11"8	2'32"3	3'53"3	5'12"2
5	Weeteling, Albertha	NETHLAND	1'10"1	2'31"0	3'54"2	5'13"0
	Ustinova, Natalya	U.S.S.R.				Withdrawal
	Saini, Paola	ITALY				Withdrawal

—Heat 3—

1	Long, Elizabeth Carole	BRITAIN	1'07"5	2'23"5	3'38"7	4'54"5
2	Beneck, Daniela	ITALY	1'09"7	2'25"4	3'42"1	4'56"2
3	Ljunggren, Elisabeth	SWEDEN	1'09"8	2'26"1	3'42"1	4'57"0
4	Wanke, Jutta	GERMANY	1'10"1	2'26"9	3'44"8	5'01"7
5	Lallande, Ann	P. RICO	1'08"9	2'26"3	3'46"3	5'04"3
6	Pulido, Rita	SPAIN	1'10"0	2'28"5	3'48"2	5'06"2
7	Sidelsky, Marilyn	RHODESIA	1'07"9	2'25"9	3'48"6	5'08"9
	Vivance Roca, Rosario	PERU				Withdrawal

—Heat 4—

1	Ramenofsky, Marilyn	U.S.A.	1'06"3	2'20"3	3'34"3	4'47"7 NOR
2	Fraser, Dawn	AUSTRALA	1'07"5	2'21"6	3'36"9	4'52"2
3	Hughes, Jane Marrian	CANADA	1'08"4	2'42"2	3'40"5	4'54"8
4	Bystrova, Natalya	U.S.S.R.	1'10"0	2'27"9	3'47"0	5'05"0
5	Souza, Maria Luisa	MEXICO	1'09"2	2'26"4	3'46"3	5'05"2
6	Welande, Majvor Maria C.	SWEDEN	1'10"6	2'29"5	3'49"5	5'07"7
7	Belmar, Olga	MEXICO	1'09"4	2'29"9	3'52"0	5'14"0
8	Tseng, Jovina	MALAYSIA	1'16"1	2'45"0	4'16"7	5'46"0

—Heat 5—

1	Stickles, Terri Lee	U.S.A.	1'07"7	2'22"1	3'36"4	4'49"3
2	Duncan, Nanette Mary	AUSTRALA	1'08"7	2'22"5	3'38"9	4'55"2
3	Hayakawa, Kazue	JAPAN	1'09"9	2'24"7	3'41"2	4'56"5
4	Pechstein, Heidi	GERMANY	1'08"1	2'23"8	3'41"7	5'01"4
5	Mihaylova, Natalya	U.S.S.R.	1'11"6	2'30"4	3'50"2	5'08"0
6	Lim, Kum-Ja	KOREA	1'18"5	2'44"9	4'11"0	5'38"7
	Lonsbrough, Anita	BRITAIN				Withdrawal
	Pietri, Monique	FRANCE				Withdrawal

—Final— Oct. 18

Place	Name	Country	100m	200m	300m	400m
1	Duenkel, Virginia Ruth	U.S.A.	1'06"8	2'20"0	3'32"4	4'43"3 NOR
2	Rmaenofsky, Marilyn	U.S.A.	1'06"6	2'20"1	3'33"0	4'44"6
3	Stickles, Terri Lee	U.S.A.	1'07"1	2'20"8	2'34"2	4'47"2
4	Fraser, Dawn	AUSTRALA	1'06"7	2'21"3	3'36"1	4'47"6
5	Hughes, Jane Marrian	CANADA	1'08"8	2'23"4	3'38"5	4'50"9
6	Long, Elizabeth Carole	BRITAIN	1'07"1	2'21"9	3'37"2	4'52"0
7	Herford, Kim	AUSTRALA	1'09"4	2'22"7	3'37"1	4'52"9
8	Lilja, Gun Ann-Charlott	SWEDEN	1'08"6	2'23"4	3'38"6	4'53"0

200 m Breast Stroke—200 m Brasse

15 Countries 26 Competitors

1 Disqualified 1 Withdrawal

WR 2'45"4 Prozumenschikova, Galina (U.S.S.R.) 1964

OR 2'49"5 Lonsbrough, Anita (BRITAIN) 1960

Previous Olympic Winners

1924	L. Morton	BRITAIN	3'33"2
1928	H. Schrader	GERMANY	3'12"6
1932	C. Dennis	AUSTRALA	3'06"3
1936	Maehata, Hideko	JAPAN	3'03"6
1948	P. Van Vliet	NETHLAND	2'57"2
1952	E. Szekely	HUNGARY	2'51"7
1956	U. Happe	GERMANY	2'53"1
1960	A. Lonsbrough	BRITAIN	2'49"5

Top 8 qualify for Final Oct. 11

—Heat 1—

Place	Name	Country	100m	200m
1	Bimolt, Klena Greetje	NETHLAND	1'21"6	2'50"7
2	Ruygrok, Margueritha I.	AUSTRALA	1'21"3	2'53"1
3	Urselmann, Wiltrud	GERMANY	1'22"9	2'53"2
4	Hazleton, Tamara Anne	U.S.A.	1'25"6	2'55"0
5	Yamamoto, Noriko	JAPAN	1'23"4	2'57"0
6	Kovacs, Zsuzsa	HUNGARY	1'27"4	3'06"7
7	Harding, Margaret	P. RICO	1'32"2	3'16"0

—Heat 2—

1	Grimmer, Barbel	GERMANY	1'20"9	2'48"6 NOR
2	Prozumenschikova, Galina	U.S.S.R.	1'20"7	2'49"0
3	Enfield, Jacqueline Ida	BRITAIN	1'23"6	2'54"9
4	Kok, Margretha	NETHLAND	1'24"7	2'55"4
5	Peper, Susana Norma	ARGENTIN	1'26"0	3'00"0
	Barnetson, Shristine P.	AUSTRALA		Disqualified
	Egervair, Marta	HUNGARY		Withdrawal

—Heat 3—

1	Babanina, Svetlana	U.S.S.R.	1'20"8	2'48"3 NOR
2	Mitchell, Stella M. M.	BRITAIN	1'21"6	2'48"8
3	Kolb, Claudia Anne	U.S.A.	1'21"6	2'49"7
4	Kuper, Ursula	GERMANY	1'21"6	2'50"1
5	Castane, Isabel	SPAIN	1'25"2	2'55"7
6	McGill, Linda Carol	AUSTRALA	1'25"3	2'59"4
7	Jolly, Mariana	MALAYSIA	1'30"0	3'11"0

—Heat 4—

1	Slattery, Jill	BRITAIN	1'21"4	2'50"2
2	Haddon, Vivien Joan	NZEALAND	1'23"2	2'53"4
3	Looijs, Geertruida	NETHLAND	1'23"2	2'54"5
4	Nitta, Sandra Hauka	U.S.A.	1'25"0	2'58"4
5	Filippovits, Christine	AUSTRIA	1'25"4	2'59"2
6	Morizane, Yoshiko	JAPAN	1'27"7	2'59"9
7	Li, Hin Yu	HONGKONG	1'35"1	3'22"2

—Final— Oct. 12.

Place	Name	Country	100 m	200 m
1	Prozumenschikova, Galina	U.S.S.R.	1'19"8	2'46"4 NOR
2	Kolb, Claudia Anne	U.S.A.	1'21"0	2'47"6
3	Babanina, Svetlana	U.S.S.R.	1'21"3	2'48"6
4	Mitchell, Stella M.M.	BRITAIN	1'21"6	2'49"0
5	Slattery, Jill	BRITAIN	1'21"1	2'49"6
6	Grimmer, Barbel	GERMANY	1'21"5	2'51"0
7	Bimolt, Klena Greetje	NETHLAND	1'22"2	2'51"3
8	Kuper, Ursula	GERMANY	1'22"1	2'53"9

100 m Back Stroke—100m Dos

18 Countries 31 Competitors

WR 1'08"3 Duenkel, Virginia Ruth (U.S.A.) 1964

OR 1'09"3 Burke Lynn (U.S.A.) 1960

Previous Olympic Winners

1924	S. Bauer	U.S.A.	1'23"2
1928	M. Braun	NETHLAND	1'22"0
1932	E. Holm	U.S.A.	1'19"4
1936	N. Senff	NETHLAND	1'18"9
1948	K. Harup	DENMARK	1'14"4
1952	J. C. Harrison	S.AFRICA	1'14"3
1956	J. Grinham	BRITAIN	1'12"9
1960	L. Burke	U.S.A.	1'09"3

Top 8 qualify for Final Oct. 13

—Heat 1—

Place	Name	Country	Time
1	Harmar, Nina Adams	U.S.A.	1'09"8
2	Tanaka, Satoko	JAPAN	1'10"0
3	Ludgrove, Linda Kay	BRITAIN	1'10"3
4	Neuber, Helga	GERMANY	1'11"4
5	Kennedy, Helen Louise	CANADA	1'12"5
6	Woosley, Belinda	AUSTRALA	1'15"3
7	Tseng, Jovina	MALAYSIA	1'20"7

—Heat 2—

1	Duenkel, Virginia Ruth	U.S.A.	1'08"9 NOR
2	Weir, Eileen	CANADA	1'09"7
3	Kihara, Michiko	JAPAN	1'11"1
4	Michaelsen, Kirsten	DENMARK	1'11"2
5	Savelieva, Tatiana	U.S.S.R.	1'11"8
6	Balla, Maria	HUNGARY	1'12"0
7	Weeteling, Albertha	NETHLAND	1'13"1
8	Seitz, Ursula	AUSTRIA	1'13"3

—Heat 3—

1	Ferguson, Cathy Jean	U.S.A.	1'08"8 NOR
2	Borie, Francoise	FRANCE	1'11"8
3	Nerger, Petra	GERMANY	1'12"1
4	Lewis, Sylvia Anne	BRITAIN	1'12"2
5	Van Velsen, Maria Marina	NETHLAND	1'12"2
6	Dayman, Marlene Anne	AUSTRALA	1'12"9
7	Rockembach, Anneliese	VENEZULA	1'14"1
8	Harding, Margaret	P. RICO	1'19"5

—Heat 4—

1	Caron, Christine	FRANCE	1'08"5 NOR
2	Norfolk, Jill Rosemary	BRITAIN	1'10"6
3	Schmidt, Ingrid	GERMANY	1'11"1
4	Mihaylova, Natalya	U.S.S.R.	1'11"4
5	Winkel, Kornelia	NETHLAND	1'11"6
6	Duncan, Nanette Mary	AUSTRALA	1'12"4
7	Peper, Susana Norma	ARGENTIN	1'13"2
8	Chun, Ok Ja	KOREA	1'21"7

—Final— Oct. 14.

Place	Name	Country	Time
1	Ferguson, Cathy Jean	U.S.A.	1'07"7 ^{NWR} NOR
2	Caron, Christine	FRANCE	1'07"9
3	Duenkel, Virginia Ruth	U.S.A.	1'08"0
4	Tanaka, Satoko	JAPAN	1'08"6
5	Harmar, Nina Adams	U.S.A.	1'09"4
6	Ludgrove, Linda Kay	BRITAIN	1'09"5
7	Weir, Eileen	CANADA	1'09"8
8	Norfolk, Jill Rosemary	BRITAIN	1'11"2

100m Butterfly Stroke—100m papillon

16 Countries 31 Competitors

4 Withdrawal

WR 1'05"1 Kok, Ada (NETHLAND) 1964

OR 1'09"5 Schuler, Carolyn (U.S.A.) 1960

Previous Olympic Winners

1956	S. Mann	U.S.A.	1'11"0
1960	C. Schuler	U.S.A.	1'09"5

Top 16 qualify for Semi-finals Oct. 14

—Heat 1—

Place	Name	Country	Time
1	Ellis, Kathleen	U.S.A.	1'07"8 NOR
2	Takahashi, Eiko	JAPAN	1'08"4
3	GeGan, Judith Ann	BRITAIN	1'10"8
4	Lasterie, Aartje E.	NETHLAND	1'11"2
5	McGill, Linda Carol	AUSTRALA	1'11"7
6	Brunner, Ursel	GERMANY	1'13"6
7	Kay, Molly Chin Say	MALAYSIA	1'23"0

—Heat 2—

1	De Varona, Donna E.	U.S.A.	1'07"5 NOR
2	Cotterill, Mary Anne	BRITAIN	1'09"4
3	Stewart, Mary Pauline	CANADA	1'09"9
4	Sato, Kimiko	JAPAN	1'10"6
	Erdelyi, Eva	HUNGARY	Withdrawal
	Andersson, Lotten Katrin	SWEDEN	Withdrawal

—Heat 3—

1	Kok, Ada	NETHLAND	1'07"8
2	Pyrhonen, Eila Marjatta	FINLAND	1'07"9
3	Humeniuk, Marianne	CANADA	1'09"5
4	Egervari, Marta	HUNGARY	1'10"3
5	Deviatova, Tatiana	U.S.S.R.	1'11"1
6	Wood, Jennifer	RHODESIA	1'11"3
7	Lallande, Ann	P. RICO	1'17"1

—Heat 4—

1	Stouder, Sharon Marie	U.S.A.	1'07"0 NOR
2	Noack, Ute	GERMANY	1'09"2
3	Yakovieva, Valentina	U.S.S.R.	1'11"2
4	Kennedy, Helen Louise	CANADA	1'11"2
5	Saito, Hiroko	JAPAN	1'13"1
6	De Greecalaw, Gllian C.	AUSTRALA	1'14"8
7	Harding, Margaret	P. RICO	1'23"7

—Heat 5—

1	Phillips, Glenda May	BRITAIN	1'10"3
2	Cecchi, Anna Maria	ITAIY	1'10"3
3	Hustedede, Heike	GERMANY	1'10"5
4	Belmar Bohigas, Silvia	MEXICO	1'12"1
5	Ballester, Maria	SPAIN	1'13"1
6	Turner, Jan	AUSTRALA	1'14"4
	Turoczy, Judit	HUNGARY	Withdrawal
	Gudmundsdottir, H.	ICELAND	Withdrawal

—Semi-Final 1—

Top 8 qualify for Final		Oct. 15	
Place	Name	Country	Time
1	Stouder, Sharon Marie	U.S.A.	1'05"6 NOR
2	Kok, Ada	NETHLAND	1'05"9
3	Pyrhonen, Eila Marjatta	FINLAND	1'07"9
4	Humeniuk, Marianne	CANADA	1'09"2
5	Noack, Ute	GERMANY	1'09"3
6	Phillips, Glenda May	BRITAIN	1'10"6
7	Egervari, Marta	HUNGARY	1'10"7
8	Sato, Kimiko	JAPAN	1'11"2

—Semi-Final 2—

1	Ellis, Kathleen	U.S.A.	1'07"2
2	De Varona, Donna E.	U.S.A.	1'07"7
3	Takahashi Eiko	JAPAN	1'07"8
4	Stewart, Mary Pauline	CANDA	1'08"6
5	Hustedede, Heike	GERMANY	1'08"8
6	Cotterill, Mary Anne	BRITAIN	1'09"4
7	Cecchi, Anna Maria	ITALY	1'10"4
8	Gegan, Judith Ann	BRITAIN	1'10"5

—Final— Oct. 16.

Place	Name	Country	Time
1	Stouder, Sharon Marie	U.S.A.	1'04"7 ^{NWR} NOR
2	Kok, Ada	NETHLAND	1'05"6
3	Ellis, Kathleen	U.S.A.	1'06"0
4	Pyrhonen, Eila Marjatta	FINLAND	1'07"3
5	De Varona, Donna E.	U.S.A.	1'08"0
6	Hustedede, Heike	GERMANY	1'08"5
7	Takahashi, Eiko	JAPAN	1'09"1
8	Stewart, Mary Pauline	CANADA	1'10"0

400 m Individual Medley—400 m Quatre Nages Individuelles

12 countries 22 competitors 4 withdrawal

WR 5'14"9 De Varona, Donna E. (U.S.A.) 1964

OR New Event, No OR, No Previous Winner

Top 8 qualify for Final Oct. 15

—Heat 1—

Place	Name	Country	100 m	200 m	300 m	400 m
1	Lonsbrogh, Anita	BRITAIN	1'14"3	2'40"6	4'14"4	5'30"6 NOR
2	Finneran, Sharon Evans	U.S.A.	1'13"4	2'40"0	4'19"4	5'32"7
3	Egervari, Marta	HUNGARY	1'15"7	2'41"6	4'16"7	5'35"8
4	Zimmermann, Helga	GERMANY	1'15"5	2'45"1	4'24"9	5'38"9
5	Cortis, Jane	AUSTRALA	1'16"9	2'40"7	4'23"5	5'43"6
	Sidelsky, Marilyn	RHODESIA				Withdrawal

—Heat 2—

1	Randall, Martha Irene	U.S.A.	1'13"9	2'35"2	4'14"8	5'27"8	NOR
2	Hounsell, Barbara	CANADA	1'18"4	2'44"2	4'22"9	5'38"4	
3	Lasterie, Aartje E.	NETHLAND	1'14"6	2'44"0	4'23"6	5'41"3	
4	Blank, Harriet	GERMANY	1'15"8	2'45"2	4'22"6	5'42"4	
5	Castane, Isabel	SPAIN	1'20"0	2'50"2	4'24"3	5'50"7	
6	Harding, Margaret	P. RICO	1'19"3	2'55"9	4'44"73	6'10"7	

—Heat 3—


1	Holletz, Veronika	GERMANY	1'13"6	2'34"7	4'11"2	5'26"8	NOR
2	Heukels, Elizabeth Anna	NETHLAND	1'15"6	2'41"6	4'12"9	5'32"4	
3	McGill, Linda Carol	AUSTRALA	1'13"9	2'43"6	4'20"0	5'38"3	
4	Ezaka, Kimiko	JAPAN	1'15"6	2'45"7	4'24"7	5'42"1	
5	Strange, Kisten	DENMARK	1'17"6	2'48"5	4'23"8	5'44"4	
6	Johnson, Pamela	BRITAIN	1'22"8	2'54"4	4'44"4	6'11"9	
	Vivanco Roca, Rosario	PERU					Withdrawal

—Heat 4—

1	De Varona, Donna E.	U.S.A.	1'10"9	2'31"3	4'10"4	5'24"2	NOR
2	Heemskerk, Marianne Y.	NETHLAND	1'13"4	2'41"3	4'18"6	5'38"6	
3	Kennedy, Helen Louise	CANADA	1'18"5	2'46"9	4'34"9	5'49"9	
4	Matsuda, Natsuko	JAPAN	1'14"8	2'49"6	4'30"3	5'51"5	
5	Belmar Bohigas, Silvia	MEXICO	1'17"1	2'51"8	4'39"5	6'00"7	
	Ljunggren, Elisabeth	SWEDEN					Withdrawal
	Murphy, Janice	AUSTRALA					Withdrawal

Women's 400 m Individual Medley finals

Les finales des femmes 400 m quatre nages individuelles



—Final— Oct. 17

Place	Name	Country	100m	200m	300m	400m
1	De Varona, Donna E.	U.S.A.	1'09"9	2'28"3	4'05"9	5'18"7 NOR
2	Finneran, Sharon Evans	U.S.A.	1'11"8	2'35"7	4'12"0	5'24"1
3	Randall, Martha Irene	U.S.A.	1'12"6	2'34"2	4'12"9	5'24"2
4	Holletz, Veronika	GERMANY	1'13"5	2'36"8	4'12"3	5'25"6
5	McGill, Linda Carol	AUSTRALA	1'13"8	2'40"2	4'13"0	5'28"4
6	Heukels, Elizabeth Anna	NETHLAND	1'15"2	2'42"6	4'13"7	5'30"3
7	Lonsbrough, Anita	BRITAIN	1'14"8	2'42"5	4'14"5	5'30"5
8	Egervari, Marta	HUNGARY	1'14"9	2'42"5	4'18"5	5'38"4



Women's 400 m Individual Medley winners

Les gagnantes femmes 400 m quatre nages individuelles ① D. De Varona (USA) ② S. Finneran (USA) ③ M. Randall (USA)

4X100 m Free Style Relay=4X100 m Relais Nage Libre 10 countries 10 competitors

WR 4'07"6 U.S.A. 1964

OR 4'08"9 U.S.A. 1960

Previous Olympic Winners

1912	BRITAIN	5'52"8	1936	NETHLAND	4'36"0
1920	U.S.A.	5'11"6	1948	U.S.A.	4'29"2
1924	U.S.A.	4'58"8	1952	HUNGARY	4'24"4
1928	U.S.A.	4'47"6	1956	AUSTRALA	4'17"1
1932	U.S.A.	4'38"0	1960	U.S.A.	4'08"9

Top 8 Teams qualify for Final Oct. 14

—Heat 1—

Place	Country	Order Member	100m	Order Member	100m	400m
1	U.S.A.	1) Hallock, Jeanne Courtney	1'02"8	2) Bricker, Erika Eloise	1'04"0	
		3) Allsup, Lynne Marie	1'02"8	4) Sherman, Patience Halsey	1'02"6	4'12"2
		2) Lilja, Gun Ann-Charlott	1'04"1	2) Andersson, Lotten Katrin	1'04"4	
2	SWEDEN	3) Jafvert, Ulla Birgitta E.	1'03"5	4) Hagberg, Ann-Christine	1'01"5	4'13"5
		1) Van Der Wildt, Paulina J.	1'04"2	2) Beumer, Catharina Johanna	1'04"2	
		3) Van Weerdenburg, W.	1'04"3	4) Terpstra, Erica Georgine	1'02"1	4'14"8
3	NETHLAND	1) Thonpson, Patricia E.	1'04"5	2) Stewart, Mary Pauline	1'04"4	
		3) Kennedy, Helen Louise	1'04"1	4) Lay, Marion Beverly	1'01"9	4'14"9
		1) Urakami, Ryoko	1'05"5	2) Kihara, Michiko	1'03"7	
4	CANADA	3) Kimura, Toyoko	1'04"0	4) Azuma, Miyoko	1'06"0	4'19"2

—Heat 2—

1	AUSTRALA	1) Thorn, Robyn 3) Turner, Jan	1'03"7 1'03"5	2) Murphy, Janice 4) Bell, Lynette	1'02"6 1'02"0 4'11"8
2	HUNGARY	1) Turoczy, Judit 3) Erdelyi, Eva	1'03"9 1'03"4	2) Frank, Maria 4) Dobai, Madarasz Csilla	1'04"1 1'02"0 4'13"4
3	GERMANY	1) Pechstein, Heidi 3) Grunert, Martina	1'04"6 1'03"2	2) Beierlein, Traudi 4) Schumacher, Rita	1'03"9 1'03"2 4'14"9
4	ITALY	1) Saini, Paola 3) Sacchi, Mara	1'04"5 1'04"7	2) Pacifici, Maria Christina 4) Beneck, Daniela	1'03"3 1'02"5 4'15"0
5	BRITAIN	1) Keen, Sandra 3) Long, Elizabeth Carole	1'03"8 1'03"2	2) Sillett, Pauline 4) Wilkinoson, Diana E.	1'04"2 1'03"9 4'15"1

—Final— Oct. 15, 1964

Place	Country	Order Member	100m	Order Member	100m	400m
1	U.S.A.	1) Stouder, Sharon Marie 3) Watson, Lillian Debra	1'01"2 1'00"7	2) De Varona, Donna E. 4) Ellis, Kathleen	1'00"9 1'01"0	4'03"8 ^{NWR} NOR
2	AUSTRALA	1) Thorn, Robyn 3) Bell, Lynette	1'03"8 1'01"6	2) Murphy, Janice 4) Fraser, Dawn	1'02"9 58"6	4'06"9
3	NETHLAND	1) Van Der Wildt, Paulina J. 3) Van Weerdenbugr, W.	1'04"6 1'02"6	2) Beumer, Catharina Johanna 4) Terpstra Erica Georgine	1'03"8 1'01"0	4'12"0
4	HUNGARY	1) Turoczy, Judit 3) Takacs, Katalin	1'03"2 1'03"0	2) Erdelyi, Eva 4) Dobai, Madarasz Csilla	1'04"2 1'01"7	4'12"1
5	SWEDEN	1) Lilja, Gun Ann-Charlott 3) Jafvert, Ulla Birgitta E.	1'04"5 1'03"3	2) Andersson, Lotten Katrin 4) Hagberg, Ann-Christine	1'04"7 1'01"5	4'14"0
6	GERMANY	1) Grunert, Martina 3) Schumacher, Rita	1'03"5 1'02"9	2) Beierlein, Traudi 4) Pechstein, Heidi	1'05"1 1'03"5	4'15"0
7	CANADA	1) Stewart Mary Pauline 3) Kennedy, Helen Louise	1'05"5 1'03"6	2) Thonpson, Patricia E. 4) Lay, Marion Beverly	1'04"3 1'02"5	4'15"9
8	ITALY	1) Saini, Paola 3) Sacchi, Mara	1'04"5 1'04"6	2) Pacifici, Maria Christina 4) Beneck, Daniela	1'04"2 1'03"9	4'17"2

4X100 M Medley Relay—4X100 m Quatre Nages, Équipe

9 countries 9 teams

WR 4'34"6 U.S.A. 1964
OR 4'41"1 U.S.A. 1960

Previous Olympic Winner

1960 U.S.A. 4'41"1

Top 8 teams qualify for Final

—Heat 1— Oct. 16.

Place	Country	Order Member	100m	Order Member	100m	400m
1	U.S.S.R.	1) Saveliyeva, Tatiana 3) Deviatova Tatiana	1'10"5 1'10"0	2) Babanina, Svetlana 4) Bystrova, Natalya	1'15"2 1'03"4	4'39"1 NOR
2	JAPAN	1) Tanaka, Satoko 3) Takahashi, Eiko	1'08"6 1'08"0	2) Yamamoto, Noriko 4) Kihara, Michiko	1'20"6 1'03"4	4'40"6
3	NETHLAND	1) Winkel, Kornelia 3) Lasterie, Aartje E.	1'11"5 1'12"4	2) Bimolt, Klena Greetje 4) Terpstra, Erica Georgine	1'18"1 1'02"1	4'44"1
4	AUSTRALA	1) Duncan, Nanette Mary 3) McGill, Linda Carol	1'13"0 1'16"1	2) Ruygrok, Margueritha I. 4) Fraser, Dawn	1'21"9 1'01"3	4'52"3

—Heat 2—

1	U.S.A.	1) Harmar, Nina Adams	1'10"4	2) Reeder, Judith Anne	1'22"3
		3) Pitt, Susan Kay	1'07"0	4) Watson, Lillian Debra	1'01"9 4'41"6
2	GERMANY	1) Schmidt, Ingrid	1'11"2	2) Grimmer, Barbel	1'19"2
		3) Hustede, Heike	1'09"6	4) Grunert, Martina	1'03"2 4'43"2
3	BRITAIN	1) Ludgrove, Linda Kay	1'10"6	2) Mitchell, Stella M. M.	1'20"0
		3) Cotterill, Mary Anne	1'10"2	4) Long, Erizabeth Carole	1'03"5 4'44"3
4	CANADA	1) Weir, Eilleen	1'10"3	2) Lay, Marion Beverly	1'22"9
		3) Stewart, Mary Pauline	1'09"7	4) Kennedy, Helen Louise	1'03"7 4'46"6
5	HUNGARY	1) Balla, Maria	1'11"5	2) Kovacs, Zsuzsa	1'23"0
		3) Egervari, Marta	1'12"0	4) Dobai, Madarasz Csilla	1'02"4 4'48"9


—Final—

Place	Country	Order	Member	100m	Order	Member	100m	Finish
1	U.S.A.	1)	Ferguson, Cathy Jean	1'08"6	2)	Goyette, Cynthia Lee	1'18"3	
		3)	Stouder, Sharon Marie	1'06"1	4)	Ellis, Kathleen	1'00"9	4'33"9 ^{NWR}
2	NETHLAND	1)	Winkel, Kornelia	1'12"2	2)	Bimolt, Klana Greetje	1'18"5	NOR
		3)	Kok, Ada	1'05"0	4)	Terpstra, Erica Georgine	1'01"3	4'37"0
3	U.S.S.R.	1)	Savelieva, Tatiana	1'11"1	2)	Babanina, Svetlana	1'15"3	
		3)	Deviatova, Tatiana	1'09"3	4)	Ustinova, Natalya	1'03"5	4'39"2
4	JAPAN	1)	Tanaka, Satoko	1'09"5	2)	Yamamoto, Noriko	1'20"5	
		3)	Takahashi, Eiko	1'09"3	4)	Kihara, Michiko	1'02"7	4'42"0
5	BRITAIN	1)	Norflk, Jill Rosemary	1'12"1	2)	Mitchell, Stella M. M.	1'19"8	
		3)	Cotterill, Mary Anne	1'09"4	4)	Long, Elizabeth Carole	1'04"5	4'45"8
6	CANADA	1)	Weir, Eilleen	1'11"5	2)	Lay, Marion Beverly	1'23"9	
		3)	Stewart, Mary Pauline	1'09"3	4)	Kennedy, Helen Louise	1'05"2	4'49"9
	GERMANY	1)	Schmidt, Ingrid	1'11"2	2)	Grimmer, Barbel	1'19"0	
		3)	Husede, Heike	1'10"8	4)	Grunert, Martina	(1'01"5 X)	Disqualified
	HUNGARY	1)	Balla, Maria	1'12"3	2)	Kovacs, Zsuzsa	1'23"6	
		3)	Egervari, Martaa	1'11"4	4)	Dobai, Madarasz Csilla	(1'01"4 X)	Disqualified





Women's 4X100 m Medley Relay winning U.S.A. team from left C. Goyette, K. Ellis, C. Ferguson, S. Stouder
 L'équipe des Etats-Unis gagnante de femmes 4X100 m relais quatre nages de gauche à droite C. Goyette, K. Ellis, C. Ferguson, S. Stouder



Women's 4X100 m Medley Relay finals with U.S.A. team No. 3 entry S. Stouder touching in as K. Ellis enter the water

Finale de l'épreuve femmes 4X100 m relais quatre nages de l'équipe des Etats-Unis, S. Stouder No. 3 touchant au moment où K. Ellis entre dans l'eau (à gauche)

Springboard Diving—men=Plongeurs du Tremplin, Homme

16 countries 27 competitors

Previous Olympic Winners

1904	R. Sheldon	U.S.A.	12.66	1932	M Galitzen	U.S.A.	161.38
1908	A. Zurner	GERMANY	85.50	1936	R. Degener	U.S.A.	163.57
1912	P. Gunther	GERMANY	79.23	1948	B. Harlan	U.S.A.	163.64
1920	L. Kuehn	U.S.A.	675.00	1952	D. Browing	U.S.A.	205.29
1924	A. White	U.S.A.	696.40	1956	B. Clotworthy	U.S.A.	159.56
1928	P. Desjardins	U.S.A.	185.40	1960	G. Tobian	U.S.A.	170.00

Plc	Name	Country	Required Dives					Sub- Total	Voluntary Dives					Total Points
			1	2	3	4	5		1	2	3	4	5	
1	Sitzberger, Kenneth R.	U.S.A.	11.68	12.07	12.92	10.65	12.54	59.86	19.76	19.04	19.17	21.28	20.79	159.90
2	Gorman, Francis Xavier	U.S.A.	11.84	13.60	15.58	11.40	13.68	66.10	20.80	19.09	19.98	10.08	21.58	157.63
3	Andreasen, Larry Edwin	U.S.A.	11.52	12.75	14.44	10.95	13.49	63.15	17.28	19.88	16.24	11.88	15.34	143.77
4	Popeal, Hans-Dieter	GERMANY	11.20	11.56	13.30	10.20	13.30	59.56	15.36	16.24	16.10	17.64	17.68	142.58
5	Lundqvist, Goran C.O.	SWEDEN	10.56	11.05	12.54	9.10	13.68	56.93	18.20	16.64	16.80	18.20	11.88	138.65
6	Poluljakh, Boris	U.S.S.R.	11.36	11.56	13.87	9.90	11.59	58.28	18.46	16.20	14.56	13.72	17.42	138.64
7	Safonov, Mikhail	U.S.S.R.	11.20	12.07	13.68	10.35	12.54	59.84	15.86	18.36	17.82	15.12	7.00	134.00
8	Vasin, Vladimir	U.S.S.R.	11.04	11.73	13.87	9.30	12.54	58.48	12.48	20.28	15.64	14.28	12.32	133.48
9	Candler, John	BRITAIN	10.88	12.07	10.26	10.50	12.54	56.25	17.16	17.28				90.69
10	Cagnotto, Franco	ITALY	11.84	12.41	13.87	9.49	11.97	59.58	15.08	14.88				89.54
11	Tosa, Tadao	JAPAN	10.88	11.05	11.21	10.20	11.59	54.93	17.16	17.01				89.10
12	Nino De Rivera, L.L.	MEXICO	11.36	11.73	12.92	10.20	12.54	58.75	16.90	12.22				87.87
13	Dibiasi, Klaus	ITALY	10.08	11.90	13.87	8.71	11.78	56.34	17.04	14.30				87.68
14	Sperling Rolf	GERMANY	8.96	9.69	12.54	9.30	11.97	52.46	16.32	18.20				86.98
15	Gaxiola Robles, Alvaro	MEXICO	8.96	7.99	12.73	10.05	11.21	50.94	18.20	16.64				85.78
16	Mrkwicka, Kurt	AUSTRIA	11.68	12.41	10.64	10.95	8.55	54.23	16.08	15.41				85.72
17	Rosenfeldt, Horst	GERMANY	10.24	11.39	11.97	9.60	11.78	54.98	15.34	15.34				85.66
18	Dinsley, Thomas Edward	CANADA	10.08	10.71	11.97	8.70	12.54	54.00	15.86	13.16				83.02
19	Robinson Gonzalez, J. D. J.	MEXICO	11.04	10.20	10.07	10.05	11.78	53.14	18.36	10.92				82.42
20	Koskinen, Pentti P.I.	FINLAND	9.76	9.35	10.83	9.30	13.49	52.73	18.20	11.07				82.00
21	Yamano, Toshio	JAPAN	8.32	9.86	12.54	9.60	11.78	52.10	16.12	13.52				81.74
22	Anderson, Jerry H	P. RICO	8.12	10.88	11.97	7.41	10.45	48.83	15.34	16.90				81.07
23	Song, Jae-Ung	KOREA	9.28	8.84	11.59	8.45	11.40	49.56	14.26	11.28				75.10
24	Kaneto, Shunsuke	JAPAN	11.06	12.75	6.84	7.50	13.68	51.83	17.94	1.82				71.59
25	Prasad, Ansuya	INDIA	9.60	9.69	9.88	7.50	10.83	47.50	11.22	10.32				69.04
26	Fasihi, Manucher	IRAN	7.42	8.67	10.45	7.02	8.46	42.02	12.42	12.76				67.20
27	Rossiter, Terry	RHODESIA	8.80	6.80	11.40	4.65	8.93	40.58	12.42	8.06				61.06

Men's Springboard Diving medalists ① K. Sitzberger (USA) ② F. Gorman (USA) ③ L. Andreasen (USA)
Les médaillés de hommes Plongeurs du Tremplin




Springboard Diving-Ladies=Plongons du Tremplin, Femmes

10 countries 21 competitors

Previous Olympic Winners

1920	A. Riggin	U.S.A.	9.00	1948	V. Draves	U.S.A.	108.74
1924	E. Becker	U.S.A.	474.50	1952	P. McCormick	U.S.A.	147.30
1928	H. Meany	U.S.A.	78.62	1956	P. McCormick	U.S.A.	142.36
1932	G. Coleman	U.S.A.	87.52	1960	I. Engel-Kramer	GERMANY	155.81
1936	M. Gestring	U.S.A.	89.27				

Women's Springboard Diving winners ① I. Engel-Kramer (GER) ② J. Collier (USA) ③ M. Willard (USA)
Les gagnantes de femmes Plongons du Tremplin




Plc	Name	Country	Required Dives					Sub- Total	Voluntary Dives					Total Points
			1	2	3	4	5		1	2	3	4	5	
1	Engel-Kramer, Ingrid	GERMANY	11.84	12.24	13.68	10.80	14.25	62.81	15.60	16.28	15.87	17.16	17.28	145.00
2	Collier, Jeanne Ellen	U.S.A.	11.68	12.75	13.68	10.35	11.78	60.24	14.30	15.40	11.50	19.50	17.42	138.36
3	Willard, Mary Patricia	U.S.A.	11.52	13.77	14.25	10.50	14.06	64.10	15.60	12.98	15.12	14.30	16.08	138.18
4	Gossick, Sue	U.S.A.	11.20	12.41	12.16	8.97	12.73	57.47	14.40	17.42	15.18	14.52	10.71	129.70
5	Fedosova, Tamara	U.S.S.R.	11.84	12.75	14.06	7.20	12.16	58.01	12.88	14.96	11.28	14.08	15.12	126.33
6	Anokhina, Elena	U.S.S.R.	10.72	11.73	12.92	9.60	12.92	57.89	11.44	15.87	15.84	10.56	14.00	125.60
7	Mabuchi, Kanoko	JAPAN	9.44	11.39	10.26	10.35	12.35	53.79	16.08	15.40	14.07	10.34	15.60	125.28
8	Hilbert, Angelika	GERMANY	10.08	12.07	13.30	9.15	11.59	56.19	14.74	15.60	10.12	15.18	11.44	123.27
9	Watanabe, Kumiko	JAPAN	11.36	6.97	12.35	9.49	13.49	53.66	15.62	15.12	14.30	10.12	11.52	120.34
10	Lanzke, Christiane	GERMANY	9.92	12.24	13.11	9.30	13.11	57.68	10.80	14.08				82.56
11	Stewart, Judy Leona	CANADA	8.40	11.05	13.11	8.19	12.16	52.91	14.30	15.18				82.39
12	Baklanova, Vera	U.S.S.R.	11.36	11.56	11.21	9.75	9.88	53.76	12.88	15.40				82.04
13	Bradshaw, Robyn Jean	AUSTRALA	9.44	10.37	12.35	9.15	9.31	50.62	14.30	12.72				77.64
14	Knight, Susan Margaret	AUSTRALA	9.44	7.14	12.16	10.20	9.69	48.63	14.49	13.64				76.76
15	Svoboda, Elisabeth	AUSTRIA	9.10	9.35	11.97	6.89	11.40	48.71	12.10	14.64				75.45
16	Pertmayr, Ingeborg	AUSTRIA	8.48	8.84	11.40	9.60	8.93	47.25	13.86	13.20				74.31
17	Grant Stuart, Lindsay M.	RHODESIA	10.08	7.31	12.16	9.00	11.02	49.57	12.98	11.73				74.28
18	Sindelar-Pachoswky, U.	AUSTRIA	10.08	10.20	11.78	8.97	6.84	47.87	10.08	12.32				70.27
19	Morrow, Carol Ann	CANADA	9.66	11.22	12.16	7.95	10.45	51.44	7.35	5.28				64.07
20	Bezuidenhout, Sarie	RHODESIA	8.26	8.33	11.40	7.65	9.12	44.76	10.34	8.40				63.50
21	Rybrant, Kerstin Ingegard	SWEDEN	8.64	3.57	10.07	7.54	8.55	38.37	12.81	10.56				61.74

High Diving-Ladies=Plongeurs de Haut vol, Femmes 11 countries 24 competitors

Previous Olympic Winners


1912	G. Johansson	SWEDEN	181.00	1936	D. Poynton-Hill	U.S.A.	33.93
1920	S. Fryland-Clausen	DENMARK	6.00	1948	V. Draves	U.S.A.	68.87
1924	C. Smith	U.S.A.	166.00	1952	P. Mc Cormick	U.S.A.	79.37
1928	E. Pinkston	U.S.A.	31.60	1956	P. Mc Cormick	U.S.A.	84.85
1932	D. Pointon-Hill	U.S.A.	40.26	1960	I. Engel-Kramer	GERMANY	91.28

Plc	Name	Country	Required Dives				Sub- Total	Voluntary Dives			Total Points
			1	2	3	4		1	2	3	
1	Bush, Lesley Leigh	U.S.A.	12.16	13.20	11.52	13.30	50.18	16.90	17.76	14.96	99.80
2	Engel-Kramer, Ingrid	GERMANY	11.36	13.30	11.68	13.49	49.83	16.64	15.18	16.80	98.45
3	Alekseeva, Galina	U.S.S.R.	8.80	13.30	11.68	12.92	46.70	19.24	15.34	16.32	97.60
4	Cooper, Linda Lee	U.S.A.	9.92	12.20	10.72	12.92	45.76	14.96	19.50	16.08	96.30
5	Lanzke, Christiane	GERMANY	11.04	11.21	11.36	13.30	46.91	16.08	15.41	14.52	92.92
6	Pertmayr, Ingeborg	AUSTRIA	10.72	12.20	10.72	12.92	46.56	15.86	15.40	14.88	92.70



Women's High Diving medalists ① L. Bush (USA) ② Engel-Kramer (GER) ③ G. Alekseeva (URS)
 Les médaillées de femmes Plongeurs de Haut Vol


7	Kuznetsova, Natalia	U.S.S.R.	11.20	13.49	11.04	11.59	47.32	14.16	14.03	15.40	90.91
8	Talmage, Barbara Ellen	U.S.A.	9.12	10.80	11.04	12.16	43.12	16.32	13.78	16.38	89.60
9	Bradshaw, Robyn Jean	AUSTRALA	10.24	11.78	10.40	12.16	44.58	14.16	15.34	14.08	88.16
10	Reinhardt, Celia	GERMANY	10.24	13.49	10.24	12.92	46.89	13.86	14.16	11.88	86.79
11	Morrow, Carol Ann	CANADA	9.38	12.80	10.08	12.16	44.42	15.36	15.18	11.18	86.14
12	Djeneeva, Tatiana	U.S.S.R.	10.88	13.11	10.88	12.73	47.60	17.04	13.00	7.36	85.00
13	Svoboda, Elisabeth	AUSTRIA	10.40	11.78	9.28		31.46	14.64			46.10
14	Cramp, Frances Caroline	BRITAIN	7.68	11.40	10.08		29.16	16.32			45.48
15	Osaki, Keiko	JAPAN	9.60	10.00	10.88		30.48	14.72			45.20
16	Kawai, Hatsuko	JAPAN	8.32	12.96	9.92		31.20	13.80			45.00
17	Velin, Kirsten Bodil	DENMARK	8.06	11.59	10.40		30.05	13.80			43.85
18	Watanabe, Kumiko	JAPAN	7.84	12.06	9.44		29.34	14.16			43.50
19	Newman, Joy	BRITAIN	6.24	11.40	9.24		26.88	15.84			42.72
20	Knight, Susan Margaret	AUSTRALA	8.32	11.78	10.08		30.18	11.66			41.84
21	Sindelar-Pachowsky, U.	AUSTRIA	5.92	11.02	10.40		27.34	12.88			40.22
22	Bezuidenhout, Sarie	RHODESIA	7.93	7.56	8.68		24.17	13.42			37.59
23	Stewart, Judy Leona	CANADA	7.67	9.20	8.68		25.55	10.92			36.47
24	Chung, Hee-Jung	KOREA	6.11	10.44	7.42		23.97	9.60			33.57



The finish of the 100m Freestyle men's event with

- ① D. Schollander (USA)
- ② R. McGregor (USA)
- ③ H. Klein (GER)






The 1,500 m Freestyle men's event won by

- ① **R. Windle (AUS)**
- ② **J. Nelson (USA)**
- ③ **A. Wood (AUS)**




The 200 m Breaststroke event with the winners

- ① I. O'Brien (AUS)
- ② G. Prokopenko (URS) and
- ③ C. Jastremski (USA)





4X100 m Freestyle relay men's event. U.S.A. is in the fourth lane and below the U.S.A. team from left : D. Schollander, S. Clark, M. Austin, G. Ilman



The 4X100 m Medley finish and the winning teams
① U.S.A.
② Germany
③ Australia





The women's 4X100 m Freestyle relay with the team from U.S.A. on the 3rd lap




The interior of the National Gymnasium during the Swimming events



The winners of the women's 4X100m Freestyle relay ① U.S.A. ② Australia ③ Netherlands





The start of the 400m Freestyle women's event



Women's 100 m Freestyle start
(above) and the winners (below)

- ① D. Fraser (AUS)
- ② S. Stouder (USA)
- ③ K. Ellis (USA)





The 200 m women's Breaststroke event
with the winners


- ① G. Prozumenschikova (URS)
- ② C. Kolb (USA)
- ③ S. Babanina (URS)



The 100 m women's Butterflystroke event and the winners

- ① S. Stouder (USA)
- ② A. Kok (NLD)
- ③ K. Ellis (USA)






The Start of the 100 m women's Backstroke events with the winners (below)

- ① C. Ferguson (USA)
- ② C. Caron (FRA)
- ③ V. Duenkel (USA)



R. Webster (USA) winning the High Diving men's event



K. Sitzberger (USA) during the men's Spring-board Diving event which he won



Women's Springboard Diving event was won by I. Engel-Kramer (GER)



L. Bush (USA) the winner of the women's High Diving event



Women's Springboard Diving event winners

- ① I. Engel-Kramer (GER)
- ② J. Collier (USA)
- ③ M. Willard (URA)



During the Water-Polo League events Hungary v. Italy



Hungary v. Yugoslavia (4-4 draw)



Modern Pentathlon—Pentathlon Moderne

Union of International Modern

Pentathlon

President Sven Thofelt (SWEDEN)

Vice-President Leslie Wieler (BRITAIN)

General Secretary

William Grut (SWEDEN)

Treasurer Olle Hederen (SWEDEN)

Modern Pentathlon Union of Japan

President Takeda, Tsuneyoshi

Vice-President Hon. Secretary

Fujii, Shunji

Vice-President Nakahara, Tadashi

Hotta, Masataka

Juries of Appeal

Sven Thofelt

William Grut

Edgar Fried (AUSTRIA)

R. A. Bramwell

(BRITAIN)

R. B. Readhead

(BRITAIN)

Frigyes Hegedus

(HUNGARY)

Roberto Curico (ITALY)

M. Valle Alvarado

(MEXICO)

W. Siegenthaler (SWITZ)

Charles F. Leonard

(U.S.A.)

John V. Grombach

(U.S.A.)

H. Henning (U.S.A.)

A. Sokolov (U.S.S.R)

Fujii, Shunji (JAPAN)

Time Table

Date	Time	Venue	Test
Oct. 11.	9.00~	Nezu Park	Riding
Oct. 12.	8.00~	Waseda Mem. Hall	Fencing
Oct. 13.	9.00~	Asaka Shooting Range	Shooting
Oct. 14.	14.30~16.00	National Gymnasium	Swimming
Oct. 15.	14.00~	Kemigawa	Running

Modern Pentathlon Medalists

Les médaillés Pentathlon Moderne

① F. Torok (HUN) ② I. Novikov (URS) ③ A. Mokeev (URS)



Modern Pentathlon Individual=Pentathlon Moderne Individuel 15 countries 37 competitors

Previous Olympic Winners

1912	G. M. Lillienbook	SWEDEN	1936	G. Handrick	GERMANY
1920	G. P. W. Dyrssen	SWEDEN	1948	W. Grut	SWEDEN
1924	B. S. G. Lindman	SWEDEN	1952	L. Hall	SWEDEN
1928	S. A. Thofelt	SWEDEN	1956	L. Hall	SWEDEN
1932	J. G. Oxenstierna	SWEDEN	1960	Nemeth	HUNGARY

Place	Name	Country	Riding	Fencing	Shooting	Swimming	Running	Total Points
1	Torok, Ferenc	HUNGARY	1070	1000	960	960	1126	5116
2	Novikov, Igor	U.S.S.R.	1040	865	1020	1055	1096	5067
3	Mokeev, Albert	U.S.S.R.	970	748	1060	1045	1216	5039
4	Macken, Peter Neville	AUSTRALA	1070	640	1020	1035	1132	4897
5	Mineev, Victor	U.S.S.R.	1040	820	960	1050	1024	4894
6	Moore, James Warren	U.S.A.	1070	676	960	990	1195	4891
7	Nagy, Imre	HUNGARY	1040	892	960	940	1042	4874
8	Jansson, Bo Herman	SWEDEN	1100	748	780	1075	1057	4760
9	Kirkwood, David Arthur	U.S.A.	1100	784	920	945	973	4722
10	Junefelt, Rolf Ingmar	SWEDEN	1100	568	960	1070	976	4674
11	Liljenwall, Hans-Gunnar	SWEDEN	1040	784	720	1055	1066	4665
12	Goedicke, Wolfgang	GERMANY	1100	712	840	975	1030	4657
13	Adler, Uwe	GERMANY	1070	532	1020	1005	1027	4654
14	Ottaviani, Alfonso	ITALY	940	856	840	925	1090	4651
15	Uchino, Shigeaki	JAPAN	1070	496	1020	1015	1018	4619
16	Pesthy, Paul Karoly	U.S.A.	1070	820	760	980	964	4594
17	Fukutome Yoshihide	JAPAN	1100	424	1020	950	1093	4587
18	McMiken, Donald Fraser	AUSTRALA	1100	604	1000	960	898	4562
19	Vanhala, Keijo K. V.	FINLAND	1040	784	860	1035	817	4536
20	Kaaja, Kari Juhani	FINLAND	1040	712	900	945	904	4501
21	Finnis, Benjamin F.	BRITAIN	1070	604	980	970	868	4492
22	Hotanen, Jorma Olavi	FINLAND	1040	676	800	905	1033	4454
23	Frings, Elmar	GERMANY	960	640	940	975	928	4443
24	Birnbaum, Udo	AUSTRIA	1100	748	940	840	796	4424
25	Phelps, Robert Lawson	BRITAIN	1070	820	720	1005	787	4402
26	Torok, Otto	HUNGARY	1040	820	460	985	1000	4305
27	Page, Duncan	AUSTRALA	1040	568	860	995	823	4286
28	Pereira, Jose Wilson	BRAZIL	940	640	940	1025	733	4278
29	Fox, Jeremy Robert	BRITAIN	1010	280	800	1055	1129	4274
30	Mino, Shigeaki	JAPAN	1040	604	820	900	832	4195
31	Gloffka, Aquiles	CHILE	1100	532	780	980	715	4107
32	Trost, Rudolf	AUSTRIA	1100	892	620	850	637	4099
33	Polzhuber, Herbert	AUSTRIA	1070	784	700	835	658	4047
34	Rios, D. R.	MEXICO	1070	208	860	950	886	3974
35	Flores, E. M.	MEXICO	1100	604	540	845	799	3888
36	Padilla, Enrique	MEXICO	1070	460	640	755	835	3760
37	Choi, Kui Seung	KOREA	950	388	640	620	211	2809

Modern Pentathlon Team—Pentathlon Moderne 11 countries**Previous Olympic Winners**

1952	HUNGARY
1956	U.S.S.R.
1960	HUNGARY

Final Classification

Place	Country	Riding	Fencing	Shooting	Swimming	Running	Total Points
1	U.S.S.R.	3050	2385	3040	3150	3336	14961
2	U.S.A.	3240	2262	2640	2915	3132	14189
3	HUNGARY	3150	2590	2380	2885	3168	14173
4	SWEDEN	3240	2057	2460	3200	3099	14056
5	AUSTRALIA	3210	1770	2880	2990	2853	13703
6	GERMANY	3130	1729	2800	2955	2985	13599
7	FINLAND	3120	2221	2560	2885	2754	13540
8	JAPAN	3210	1524	2860	2865	2943	13402
9	BRITAIN	3150	1688	2500	3030	2784	13152
10	AUSTRIA	3270	2467	2260	2525	2091	12613
11	MEXICO	3240	1196	2040	2550	2520	11546

Results by Event—Résultat**Equestrian—Equestre****—Individual—**

Place	Name	Country	Horse Name	Time	Obst Pnlty	Points
1	Flores, E. M.	MEXICO	Miss Kamisakae	2'39"6	0	1100
2	Trost, Rudolf	AUSTRIA	Hidakahikari	2'49"6	0	1100
3	Jansson, Bo Herman	SWEDEN	Lightrose	2'58"5	0	1100
4	Gloffka, Aquiles	CHILE	Miss Kamisakae	3'03"5	0	1100
5	Birnbaum, Udo	AUSTRIA	Yoshiru	3'09"8	0	1100
6	Kirkwood, David Arthur	U.S.A.	Swallow	3'13"7	0	1100
7	Junefelt, Rolf Ingmar	SWEDEN	Ichihime	3'14"8	0	1100
8	Goedicke, Wolfgang	GERMANY	Swallow	3'16"7	0	1100
9	McMiken, Donald Fraser	AUSTRALA	Supa-Oo	3'17"1	0	1100
10	Fukutome, Yoshihide	JAPAN	Izumihope	3'31"4	0	1100
11	Rios, D. R.	MEXICO	Daiichi-Houn	2'34"3	30	1070
12	Polzhuber, Herbert	AUSTRIA	Nogiku	2'39"7	30	1070
13	Finnis, Benjamin F.	BRITAIN	Supa-Oo	2'45"3	30	1070
14	Padilla, Enrique	MEXICO	Nogiku	2'45"8	30	1070
15	Torok, Ferenc	HUNGARY	Hishiichi	2'52"2	30	1070
16	Moore, James Warren	U.S.A.	Ichifujihomare	3'03"5	30	1070
17	Phelps, Robert Lawson	BRITAIN	Lightrose	3'14"7	30	1070
18	Pesthy, Paul Karoly	U.S.A.	Ichifujihomare	3'14"7	30	1070
19	Macken, Peter Neville	AUSTRALA	Kurackhime	3'19"8	30	1070
20	Adler, Uwe	GERMANY	Wakamidori	3'20"8	30	1070
21	Uchino, Shigeaki	JAPAN	Ichihime	3'24"3	30	1070
22	Hotanen, Jorma Olavi	FINLAND	Izumihope	2'46"2	60	1040
23	Vanhala, Keijo K. V.	FINLAND	Haihou	2'47"4	60	1040
24	Mineev, Victor	U.S.S.R.	Yoshiru	2'54"4	60	1040
25	Kaaja, Kari Juhani	FINLAND	Daiichi-Houn	2'56"4	60	1040
26	Novikov, Igor	U.S.S.R.	Hishiichi	2'59"9	60	1040
27	Torok, Otto	HUNGARY	Minchikari	3'13"7	60	1040

28	Mino, Shigeki	JAPAN	Wakamidori	3'16"2	60	1040
29	Liljenwall, Hans-Gunnar	SWEDEN	Hidakahikari	3'18"7	60	1040
30	Nagy, Imre	HUNGARY	Minehikari	3'20"7	60	1040
31	Page, Duncan	AUSTRALA	Haihou	3'32"8	60	1040
32	Fox, Jeremy Robert	BRITAIN	Top-Reito	3'10"0	90	1010
33	Mokeev, Albert	U.S.S.R.	Kanehorai	2'54"4	130	970
34	Frings, Elmar	GERMANY	Buzentop	3'32"7	140	960
35	Choi, Kui Seung	KOREA	Top-Reito	2'50"4	150	950
36	Pereira, Jose Wilson	BRAZIL	Kanehorai	3'16"9	160	940
37	Ottaviani, Alfonso	ITALY	Yamahiro	3'23"4	160	940

Equestrian==Equestre**—Team—**

Place	Country	Name	Horse Name	Time	Obst Pnlty	Points
1	AUSTRIA	Trost, Rudolf	Hidakahikari	2'49"6	0	1100
		Birnbaum, Udo	Yoshiru	3'09"8	0	1100
		Polzhuber, Herbert	Nogiku	2'39"7	30	1070
						3270 T
2	MEXICO	Flores, E. M.	Miss Kamisakae	2'39"6	0	1100
		Rios, D. R.	Daiichi-Houn	2"34"3	30	1070
		Padilla, Enrique	Nogiku	2'48"8	30	1070
						3240 T
3	U.S.A.	Kirkwood, David Arthur	Swallow	3'13"7	0	1100
		Moore, James Warren	Ichifujihomare	3'03"5	30	1070
		Pesthy, Paul Karoly	Ichifujihomare	3'14"7	30	1070
						3204 T
4	SWEDEN	Jansson, Bo Herman	Lightrose	2'58"5	0	1100
		Junefelt, Rolf Ingmar	Ichihime	3'14"8	0	1100
		Liljenwall, Hans-Gunnar	Hidakahikari	3'18"7	60	1040
						3240 T
5	AUSTRALA	McMiken, Donald Fraser	Supa-Oo	3'17"1	0	1100
		Macken, Peter Neville	Kurackhime	3'19"8	30	1070
		Page, Duncan	Haihou	3'32"8	60	1040
						3210 T
6	JAPAN	Fukutome, Yoshihide	Izumihope	3'31"4	0	1100
		Uchino, Shigeaki	Ichihime	3'24"3	30	1070
		Mino, Shigeki	Wakamidori	3'16"2	60	1040
						3210 T
7	BRITAIN	Finnis, Benjamin F.	Supa-Oo	2'45"8	30	1070
		Phelps, Robert Lawson	Lightrose	3'14"7	30	1070
		Fox, Jeremy Robert	Top-Reito	3'10"0	90	1010
						3150 T
8	HUNGARY	Torok, Ferenc	Hishiichi	2'52"2	30	1070
		Torok, Otto	Minehikari	3'13"7	60	1040
		Nagy, Imre	Minehikari	3'20"7	60	1040
						3150 T
9	GERMANY	Goedicke, Wolfgang	Swallow	3'16"7	0	1100
		Adler, Uwe	Wakamidori	3'20"8	30	1070
		Frings, Elmar	Buzentop	3'32"7	140	960
						3130 T
10	FINLAND	Hotanen, Jorma Olavi	Izumihope	2'46"2	60	1040
		Vanhala, Keijo K. V.	Haihou	2'47"4	60	1040
		Kaaja, Kari Juhani	Daiichi-Houn	2'56"4	60	1040
						3120 T

11	U.S.S.R.	Mineev, Victor	Yoshiru	2'54"4	60	1040
		Novikov, Igor	Hishiichi	2'59"9	60	1040
		Mokeev, Albert	Kanehorai	2'54"4	130	970
						3050 T

Fencing==Escrime**—Individual—**

Place	Name	Country	Victories	Touches Received	Touches Scored	Points
1	Torok, Ferenc	HUNGARY	27	13	30	1000
2	Nagy, Imre	HUNGARY	24	17	29	892
3	Trost, Rudolf	AUSTRIA	24	21	33	892
4	Ottaviani, Alfonso	ITALY	23	18	28	856
5	Novikov, Igor	U.S.S.R.	23	19	32	856
6	Torok, Otto	HUNGARY	22	16	26	820
7	Pesthy, Paul Karoly	U.S.A.	22	21	29	820
8	Phelps, Robert Lawson	BRITAIN	22	22	30	820
9	Mineev, Victor	U.S.S.R.	22	24	33	820
10	Polzhuber, Herbert	AUSTRIA	21	19	26	784
11	Venhala, Keijo K. V.	FINLAND	21	20	27	784
12	Liljenwall, Hans-Gunnar	SWEDEN	21	21	27	784
13	Kirkwood, David Arthur	U.S.A.	21	23	29	784
14	Birnbaum, Udo	AUSTRIA	20	20	24	748
15	Mokeev, Albert	U.S.S.R.	20	21	25	748
16	Jannson, Bo Herman	SWEDEN	20	22	26	748
17	Kaaja, Kari Juhani	FINLAND	19	20	23	712
18	Goedicke, Wolfgang	GERMANY	19	22	24	712
19	Hotanen, Jorma Olavi	FINLAND	18	22	23	676
20	Moore, James Warren	U.S.A.	18	34	35	676
21	Macken, Peter Neville	AUSTRALA	17	21	19	640
22	Pereira, Jose Wilson	BRAZIL	17	23	21	640
23	Frings, Elmar	GERMANY	17	25	23	640
24	Flores, E. M.	MEXICO	16	22	18	604
25	Finnis, Benjamin F.	BRITAIN	16	26	25	604
26	Mino, Shigeaki	JAPAN	16	28	24	604
27	McMiken, Donald Fraser	AUSTRALA	16	29	25	604
28	Page, Duncan	AUSTRALA	15	27	21	568
29	Junefelt, Rolf Ingmar	SWEDEN	15	27	21	568
30	Adler, Uwe	GERMANY	14	25	18	532
31	Gloffka, Aquiles	CHILE	14	25	18	532
32	Uchino, Shigeaki	JAPAN	13	29	19	496
33	Padilla, Enrique	MEXICO	12	31	21	460
34	Fukutome, Yoshihide	JAPAN	11	35	20	424
35	Choi Kui Seung	KOREA	10	29	14	388
36	Fox, Jeremy Robert	BRITAIN	7	39	17	280
37	Rios, D. R.	MEXICO	5	35	9	208

Fencing==Escrime**—Team—**


Place	Country	Name	Victories	Touches Received	Touches Scored	Points
1	HUNGARY	Torok, Ferenc	23	11	24	959
		Nagy, Imre	20	17	25	836
		Torok, Otto	19	15	23	795
						2590 T

2	AUSTRIA	Trost, Rudolf	22	19	31	918	T
		Birnbaum, Udo	19	17	23	795	
		Polzhuber, Herbert	18	17	22	754	
						2467	
3	U.S.S.R.	Novikov, Igor	21	16	29	877	T
		Mineev, Victor	20	22	31	836	
		Mokeev, Albert	16	21	21	672	
						2385	
4	U.S.A.	Pesthy, Paul Karoly	20	19	27	836	T
		Kirkwood, David Arthur	19	19	26	795	
		Moore, James Warren	15	33	32	631	
						2262	
5	FINLAND	Vanhala, Keijo K. V.	21	14	25	877	T
		Kaaja, Kari Juhani	16	19	19	672	
		Hotanen, Jorma Olavi	16	20	21	672	
						2221	
6	SWEDEN	Jansson, Bo Herman	17	20	22	713	T
		Liljenwall, Hans-Gunnar	17	21	23	713	
		Junefelt, Rolf Ingmar	15	22	20	631	
						2057	
7	AUSTRALA	Macken, Peter Neville	14	19	15	590	T
		Page, Duncan	14	24	20	590	
		McMiken, Donald Fraser	14	27	23	590	
						1770	
8	GERMANY	Goedicke, Wolfgang	17	19	21	713	T
		Frings, Elmar	13	24	18	549	
		Adler, Uwe	11	24	15	467	
						1729	
9	BRITAIN	Phelps, Robert Lawson	21	19	29	877	T
		Finnis, Benjamin F.	13	25	21	549	
		Fox, Jeremy Robert	6	36	16	262	
						1688	
10	JAPAN	Mino, Shigeaki	15	25	23	631	T
		Uchino, Shigeaki	11	27	17	467	
		Fukutome, Yoshihide	10	30	17	426	
						1524	
11	MEXICO	Flores, E. M.	12	21	13	508	T
		Padilla, Enrique	11	28	20	467	
		Rios, D. R.	5	31	9	221	
						1196	

Shooting—Tir**—Individual—**

Place	Name	Country	Series				Target Scores	Points
			1	2	3	4		
1	Mokeev, Albert	U.S.S.R.	50	50	49	49	198	1060
2	Adler, Uwe	GERMANY	49	49	48	50	196	1020
3	Novikov, Igor	U.S.S.R.	50	49	48	49	196	1020
4	Macken, Peter Neville	AUSTRALA	49	50	49	48	196	1020
5	Fukutome, Yoshihide	JAPAN	50	49	49	48	196	1020
6	Uchino, Shigeaki	JAPAN	50	49	49	48	196	1020
7	McMiken, Donald Fraser	AUSTRALA	49	48	50	48	195	1000
8	Finnis, Benjamin F.	BRITAIN	49	49	48	48	194	980
9	Nagy, Imre	HUNGARY	47	48	48	50	193	960
10	Torok, Ferenc	HUNGARY	49	47	48	49	193	960

11	Junefelt, Rolf Ingmar	SWEDEN	49	48	48	48	193	960
12	Moore, James Warren	U.S.A.	50	47	48	48	193	960
13	Mineev, Victor	U.S.S.R.	49	49	49	46	193	960
14	Frings, Elmar	GERMANY	46	49	49	48	192	940
15	Birnbaum, Udo	AUSTRIA	48	47	49	48	192	940
16	Pereira, Jose Wilson	BRAZIL	49	48	48	47	192	940
17	Kirkwood, David Arthur	U.S.A.	48	48	49	46	191	920
18	Kaaja, Kari Juhani	FINLAND	49	46	48	47	190	900
19	Rios, D. R.	MEXICO	49	45	47	47	188	860
20	Page, Duncan	AUSTRALA	47	46	49	46	188	860
21	Vanhala, Keijo K. V.	FINLAND	50	46	46	46	188	860
22	Goedicke, Wolfgang	GERMANY	47	47	47	46	187	840
23	Ottaviani, Alfonso	ITALY	49	45	48	45	187	840
24	Mino, Shigeki	JAPAN	45	46	47	48	186	820
25	Fox, Jeremy Robert	BRITAIN	48	47	42	48	185	800
26	Hotanen, Jorma Olavi	FINLAND	45	46	47	47	185	800
27	Gloffka, Aquiles	CHILE	45	45	46	48	184	780
28	Jansson, Bo Herman	SWEDEN	48	45	45	46	184	780
29	Pesthy, Paul Karoly	U.S.A.	43	49	46	45	183	760
30	Phelps, Robert Lawson	BRITAIN	47	45	42	47	181	720
31	Liljenwall, Hans-Gunnar	SWEDEN	46	50	47	38	181	720
32	Polzhuber, Herbert	AUSTRIA	48	44	42	46	180	700
33	Padilla, Enrique	MEXICO	42	46	45	44	177	640
34	Choi, Kui Seung	KOREA	43	47	46	41	177	640
35	Trost, Rudolf	AUSTRIA	44	43	43	46	176	620
36	Flores, E. M.	MEXICO	41	45	44	42	172	540
37	Torok, Otto	HUNGARY	48	27	47	46	168	460



A. Mokeev (URS) scoring the highest points in the shooting

A. Mokeev (URS) totalisant le plus grand nombre de points de Tir

Shooting==Tir**—Team—**

Place	Country	Name	Series				Target Scores	Points
			1	2	3	4		
1	U.S.S.R.	Mokeev, Albert	50	50	49	49	198	1060
		Novikov, Igor	50	49	48	49	196	1020
		Mineev, Victor	49	49	49	46	193	960
							3040 T	
2	AUSTRALIA	Macken, Peter Neville	49	50	49	48	196	1020
		McMiken, Donald Fraser	49	48	50	48	195	1000
		Page, Duncan	47	46	49	46	188	860
							2880 T	
3	JAPAN	Fukutome, Yoshihide	50	49	49	48	196	1020
		Uchino, Shigeaki	50	49	49	48	196	1020
		Mino, Shigeaki	45	46	47	48	186	820
							2860 T	
4	GERMANY	Adler, Uwe	49	49	48	50	196	1020
		Frings, Elmar	46	49	49	48	192	940
		Goedicke, Wolfgang	47	47	47	46	187	840
							2800 T	
5	U.S.A.	Moore, James Warren	50	47	48	48	193	960
		Kirkwood, David Arthur	48	48	49	46	191	920
		Pesthy, Paul Karoly	43	49	46	45	183	760
							2640 T	
6	FINLAND	Kaaja, Kari Juhani	49	46	48	47	190	900
		Vanhara, Keijo K. V.	50	46	46	46	188	860
		Hotanen, Jorma Olavi	45	46	47	47	185	800
							2560 T	
7	BRITAIN	Finnis, Benjamin F.	49	49	48	48	194	980
		Fox, Jeremy Robert	48	47	42	48	185	800
		Phelps, Robert Lawson	47	45	42	47	181	720
							2500 T	
8	SWEDEN	Junefelt, Rolf Ingmar	49	48	48	48	193	960
		Jansson, Bo Herman	48	45	45	46	184	780
		Liljenwall, Hans-Gunnar	46	50	47	38	181	720
							2460 T	
9	HUNGARY	Nagy, Imre	47	48	48	50	193	960
		Torok, Ferenc	49	47	48	49	193	960
		Torok, Otto	48	27	47	46	168	460
							2380 T	
10	AUSTRIA	Birnbaum, Udo	48	47	49	48	192	940
		Polzhuber, Herbert	48	44	42	46	180	700
		Trost, Rudolf	44	43	43	46	176	620
							2260 T	
11	MEXICO	Rios, D. R.	49	45	47	47	188	860
		Padilla, Enrique	42	46	45	44	177	640
		Flores, E. M.	41	45	44	42	172	540
							2040 T	

Swimming==Natation**—Individual—**

Place	Name	Country	Time	Points
1	Jansson, Bo Herman	SWEDEN	3'45"2	1075
2	Junefelt, Rolf Ingmar	SWEDEN	3'46"2	1070
3	Liljenwall, Hans-Gunnar	SWEDEN	3'49"2	1055
4	Fox, Jeremy Robert	BRITAIN	3'49"5	1055
5	Novikov, Igor	U.S.S.R.	3'49"5	1055

6	Mineev, Victor	U.S.S.R.	3'50"1	1050
7	Mokeyev, Albert	U.S.S.R.	3'51"0	1045
8	Macken, Peter Neville	AUSTRALA	3'53"1	1035
9	Vanhala, Keijo K. V.	FINLAND	3'53"9	1035
10	Pereira, Jose Wilson	BRAZIL	3'55"9	1025
11	Uchino, Shigeaki	JAPAN	3'57"4	1015
12	Adler, Uwe	GERMANY	3'59"5	1005
13	Phelps, Robert Lawson	BRITAIN	3'59"7	1005
14	Page, Duncan	AUSTRALA	4'01"7	995
15	Moore, James Warren	U.S.A.	4'02"4	990
16	Torok, Otto	HUNGARY	4'03"0	985
17	Gloffka, Aquiles	CHILE	4'04"3	980
18	Pesthy, Paul Karoly	U.S.A.	4'04"9	980
19	Goedicke, Wolfgang	GERMANY	4'05"1	975
20	Frings, Elmar	GERMANY	4'05"3	975
21	Finnis, Benjamin F.	BRITAIN	4'06"4	970
22	McMiken, Donald Fraser	AUSTRALA	4'08"1	960
23	Torok, Ferenc	HUNGARY	4'08"3	960
24	Rios, D. R.	MEXICO	4'10"3	950
25	Fukutome, Yoshihide	JAPAN	4'10"4	950
26	Kaaja, Kari Juhani	FINLAND	4'11"1	945
27	Kirkwood, David Arthur	U.S.A.	4'11"5	945
28	Nagy, Imre	HUNGARY	4'12"7	940
29	Ottaviani, Alfonso	ITALY	4'15"2	925
30	Hotanen, Jorma Olavi	FINLAND	4'19"6	905
31	Mino, Shigeaki	JAPAN	4'20"1	900
32	Trost, Rudolf	AUSTRIA	4'30"9	850
33	Flores, E. M	MEXICO	4'31"2	845
34	Birnbaum, Udo	AUSTRIA	4'32"5	840
35	Polzhuber, Herbert	AUSTRIA	4'33"2	835
36	Padilla, Enrique	MEXICO	4'49"5	755
37	Choi, Kui Seung	KOREA	5'16"9	620

Swimming==Natation**—Team—**


Place	Country	Name	Time	Points
1	SWEDEN	Jansson, Bo Herman	3"45"2	1075
		Junefelt, Rolf Ingmar	3'46"2	1070
		Liljenwall, Hans-Gunnar	3'49"2	1055
				3200 T
2	U.S.S.R.	Novikov, Igor	3'49"5	1055
		Mineev, Victor	3'50"1	1050
		Mokeyev, Albert	3'51"0	1045
				3150 T
3	BRITAIN	Fox, Jeremy Robert	3'49"5	1055
		Phelps, Robert Lawson	3'59"7	1005
		Finnis, Benjamin F.	4'06"4	970
				3030 T
4	AUSTRALA	Macken, Peter Neville	3'53"1	1035
		Page, Duncan	4'01"7	995
		McMiken, Donald Fraser	4'08"1	960
				2990 T
5	GERMANY	Adler, Uwe	3'59"5	1005
		Goedicke, Wolfgang	4'05"1	975
		Frings, Elmar	4'05"3	975
				2955 T

6	U.S.A.	Moore, James Warren	4'02"4	990	T
		Pesthy, Paul Karoly	4'04"9	980	
		Kirkwood, David Arthur	4'11"5	945	
				2915	
7	HUNGARY	Torok, Otto	4'03"0	985	T
		Torok, Ferenc	4'08"3	960	
		Nagy, Imre	4'12"7	940	
				2885	
8	FINLAND	Vanhala, Keijo K.V.	3'53"9	1035	T
		Kaaja, Kari Juhani	4'11"1	945	
		Hotanen, Jorma Olavi	4'19"6	905	
				2885	
9	JAPAN	Uchino, Shigeaki	3'57"4	1015	T
		Fukutome, Yoshihide	4'10"4	950	
		Mino, Shigeaki	4'20"1	900	
				2865	
10	MEXICO	Rios, D. R.	4'10"3	950	T
		Flores, E. M.	4'31"2	845	
		Pabilla, Enrique	4'49"5	755	
				2550	
11	AUSTRIA	Trost, Rudolf	4'30"9	850	T
		Birnbaum, Udo	4'32"5	840	
		Polzhuber, Herbert	4'33"2	835	
				2525	

Cross-Country**—Individual—**

Place	Name	Country	Time	Points
1	Mokeyev, Albert	U.S.S.R.	13'48"0	1216
2	Moore, James Warren	U.S.A.	13'55"0	1195
3	Macken, Peter Neville	AUSTRALA	14'16"6	1132
4	Fox, Jeremy Robert	BRITAIN	14'17"2	1129
5	Torok, Ferenc	HUNGARY	14'18"7	1126
6	Novikov, Igor	U.S.S.R.	14'28"4	1096
7	Fukutome, Yoshihide	JAPAN	14'29"4	1093
8	Ottaviani, Alfonso	ITALY	14'30"8	1090
9	Liljenwall, Hans-Gunnar	SWEDEN	14'38"6	1066
10	Jansson, Bo Herman	SWEDEN	14'41"8	1057
11	Nagy, Imre	HUNGARY	14'46"8	1042
12	Hotanen, Jorma Olavi	FINLAND	14'49"8	1033
13	Goedicke, Wolfgang	GERMANY	14'50"2	1030
14	Adler, Uwe	GERMANY	14'51"2	1027
15	Mineev, Victor	U.S.S.R.	14'52"4	1024
16	Uchino, Shigeaki	JAPAN	14'54"2	1018
17	Torok, Otto	HUNGARY	15'00"0	1000
18	Junefeldt, Rolf Ingmar	SWEDEN	15'08"2	976
19	Kirkwood, David Arthur	U.S.A.	15'09"7	973
20	Pesthy, Paul Karoly	U.S.A.	15'12"1	964
21	Frings, Elmar	GERMANY	15'24"1	928
22	Kaaja, Kari Juhani	FINLAND	15'32"5	904
23	McMiken, Donald Fraser	AUSTRALA	15'34"2	898
24	Rios, D. R.	MEXICO	15'38"3	886
25	Finnis, Benjamin F.	BRITAIN	15'44"6	868
26	Padilla, Enrique	MEXICO	15'55"4	835
27	Mino, Shigeaki	JAPAN	15'56"9	832
28	Page, Duncan	AUSTRALA	15'59"9	823
29	Vanhala, Keijo K. V.	FINLAND	16'01"9	817

30	Flores, E. M.	MEXICO	16'07"9	799
31	Birnbaum, Udo	AUSTRIA	16'08"9	796
32	Phelps, Robert Lawson	BRITAIN	16'11"2	787
33	Pereira, Jose Wilson	BRAZIL	16'29"1	733
34	Gloffka, Aquiles	CHILE	16'35"9	715
35	Polzhuber, Herbert	AUSTRIA	16'54"9	658
36	Trost, Rudolf	AUSTRIA	17'01"2	637
37	Choi, Kui Seung	KOREA	19'23"6	211




F. Torok (HUN) the Gold medalist during the cross-country section

F. Torok (HUN), titulaire de la médaille d'Or pendant cross-country

Cross-Country

—Team—


Place	Country	Name	Time	Points
1	U.S.S.R.	Mokeev, Albert	13'48"0	1216
		Novikov, Igor	14'28"4	1096
		Minceev, Victor	14'52"4	1024
				3336 T
2	HUNGARY	Torok, Ferenc	14'18"7	1126
		Nagy, Imre	14'46"8	1042
		Torok, Otto	15'00"0	1000
				3168 T
3	U.S.A.	Moore, James Warren	13'55"0	1195
		Kirkwood, David Arthur	15'09"7	973
		Pesthy, Paul Karoly	15'12"1	964
				3132 T
4	SWEDEN	Liljenwall, Hans-Gunnar	14'38"6	1066
		Jansson, Bo Herman	14'41"8	1057
		Junefelt, Rolf Ingmar	15'08"2	976
				3099 T
5	GERMANY	Goedicke, Wolfgang	14'50"2	1030
		Adler, Uwe	14'51"2	1027
		Frings, Elmar	15'24"1	928
				2985 T
6	JAPAN	Fukutome, Yoshihide	14'29"4	1093
		Uchino, Shigeaki	14'54"2	1018
		Mino, Shigeaki	15'56"9	832
				2943 T
7	AUSTRALIA	Macken, Peter Neville	14'16"6	1132
		McMiken, Donald Fraser	15'34"2	898
		Page, Duncan	15'59"9	823
				2853 T
8	BRITAIN	Fox, Jeremy Robert	14'17"2	1129
		Finnis, Benjamin F.	15'44"6	868
		Phelps, Robert Lawson	16'11"2	787
				2784 T
9	FINLAND	Hotanen, Jorma Olavi	14'49"8	1033
		Kaaja, Kari Juhani	15'32"5	904
		Vanhala, Keijo K. V.	16'01"9	817
				2754 T
10	MEXICO	Rios, D. R.	15'38"3	886
		Padilla, Enrique	15'55"4	835
		Flores, E. M.	16'07"9	799
				2520 T
11	AUSTRIA	Birnbaum, Udo	16'08"9	796
		Polzhuber, Herbert	16'54"9	658
		Trost, Rudolf	17'01"2	637
				2091 T



D. Page (AUS) shows his form during the Modern Pentathlon Equestrian event at Asaka Nezu Park (above)

(middle) F. Torok (HUN) who won the individual events shown during the Fencing


(below) I. Novikov (URS) who was second is seen during the Shooting event





Individual events won by F. Torok (HUN)


The Cross-Country section of the Modern Pentathlon took place at Kemigawa






Team winners ① U.S.S.R. ② Hungary ③ U.S.A.





The start of the Swimming event for the Modern Pentathlon



The finish of the Cross-Country event of the Modern Pentathlon



Equestrian Sports==Sport Equestre

International Equestrian Federation

President S.A.R. Le Prince Des Pays-Bas

Secretary-General

H. De Menten De Horne

Technical Delegate

H. De Menten De Horne

P. O. Mayorga Equioiz

B. Bruni

Japan Equestrian Federation

President Suzuki, Hajime

Secretary-General

Nomura, Keiji

Technical Delegate Attached to the Organizing Committee

Kido, Shunzo

Appeal Jury

President S. A. R. Le Prince Pays-Bas

Member A. Sarasin

Suzuki, Hajime

Dressage Jury

Grand Prix Dressage

President F. Jandl

Member Margot

Nybreaus

Three-Day Event

President Nybreaus

Member H. V. Simpson

V. Stoytchev

Olympic Grand Prix Jumping

President J. M. Cavanillas

Member P. O. Mayorga Equioiz

Yusa, Kohei

Time Table

Date	Time	Venue	Test
14th Oct.		Karuizawa	Three-day Event <1st inspection of course of Endurance test>
15th Oct.		Karuizawa	Three-day Event <1st examination of horses> <2nd inspection of course of Endurance test> <Presentation of participants>
16th Oct.	09:30	Karuizawa	Three-day Event <Dressage>
17th Oct.	09:30	Karuizawa	Three-day Event <Dressage>
18th Oct.	09:30	Karuizawa	Three-day Event <Endurance test>
19th Oct.	09:00 13:00 16:00	Karuizawa	Three-day Event <3rd examination of horses> <Jumping test> <Award of Prize>
22nd Oct.	08:30	Equestrian Park	Grand Prix Dressage
23rd Oct	10:00 13:00	Equestrian Park	Grand Prix Dressage <Ride-off Test> <Award of Prize>
24th Oct.	07:30 11:30	National Stadium	Olympic Grand Prix Jumping <1st round> Demonstration by Winner of Grand Prix Dressage
24th Oct.	13:00 15:40	National Stadium	Olympic Grand Prix <2nd round> <Award of Prize>



The Sacred Fire Cauldron at Karuizawa
Le Chaudron de la Flamme Olympique, à Karuizawa

Grand Prix Dressage OCT. 22~23 (Equestrian Park)**Previous Olympic Winners**

1912	C. Bonde	SWEDEN
1920	J. Lundblad	SWEDEN
1924	E. Von Linder	SWEDEN
1928	C. Von Langen	GERMANY
1932	F. Lesage	FRANCE
1936	H. Pollay	GERMANY
1948	H. Moser	SWITZ
1952	H. Saint Cyr	SWEDEN
1956	H. Saint Cyr	SWEDEN
1960	S. Filatov	U. S. S. R.

Previous Olympic Winning Teams

1928	GERMANY
1932	FRANCE
1936	—
1948	SWEDEN
1952	SWEDEN
1956	SWEDEN
1960	—

Individual 9 countries 22 competitors

Time allowed: 12 min. 30, Ride-off Test: 6 min. 30

Place	Name	Country	Horse Name	Points	Ride off Points	Total Points
1	Chammartin, Henri	SWITZ	Woermann	870.0	634.0	1504.0
2	Boldt, Harry	GERMANY	Remus	889.0	614.0	1503.0
3	Filatov, Sergey	U.S.S.R.	Absent	847.0	639.0	1486.0
4	Fischer, Gustav	SWITZ	Wald	854.0	631.0	1485.0
5	Neckermann, Josef	GERMANY	Antoinette	832.0	597.0	1429.0
6	Klimke, Reiner	GERMANY	Dux	837.0	567.0	1404.0
7	Gossweiler, Marianne	SWITZ	Stephan	802.0	—	802.0
8	De La Tour, Patricia G.	U.S.A.	Path Patrick	783.0	—	783.0
9	Hamilton, William	SWEDEN	Delicado	777.0	—	777.0
10	Kizimov, Ivan	U.S.S.R.	Ikhhor	758.0	—	758.0
11	Wikne, Hans	SWEDEN	Gaspari	753.0	—	753.0
12	Hall, Johanna Sybille	BRITAIN	Conversano Caprice	743.0	—	743.0
13	D. Alessandri, F. Obdulio	ARGENTIN	Vidriero	734.0	—	734.0
14	Newberry, Anne Jessica	U.S.A.	Forstrat	707.0	—	707.0
15	Kalita, Ivan	U.S.S.R.	Moar	706.0	—	706.0
16	Inoue, Kikuko	JAPAN	Katsunobori	648.0	—	643.0
17	Mcintosh, Karen Stuart	U.S.A.	Malteser	640.0	—	640.0
18	Fischer-Credo, Inez	CANADA	Gordina	597.0	—	597.0
19	Okabe, Nagahira	JAPAN	Seiha	589.5	—	589.5
20	Hanson, Christilot	CANADA	Bonheur	549.0	—	549.0
21	Matsudaira, Yorisuke	JAPAN	Hamachidori	542.0	—	542.0
22	Ljungquist, Bengt	SWEDEN	Karat	538.0	—	538.0

**Grand Prix Dressage individual event winners****Les vainqueurs de l'épreuve individuelle du Grand Prix de Dressage**

- ① H. Chammartin (SWI)
- ② H. Boldt (GER)
- ③ S. Filatov (URS)



Grand Prix Dressage team winners
Les vainqueurs de l'épreuve du Grand Prix de Dressage d'équipe
 ① GERMANY ② SWITZ ③ U.S.S.R.

Team	Country	Name	Horse	Points
1	GERMANY	Boldt, Harry	Remus	889.0
		Klimke, Reiner	Dux	837.0
		Neckermann, Josef	Antoinette	832.0
		Tot.	2558.0	
2	SWITZ	Chammartin, Henri	Woermann	870.0
		Fischer, Gustav	Wald	854.0
		Gossweiler, Marianne	Stephan	802.0
		Tot.	2526.0	
3	U.S.S.R.	Filatov, Sergey	Absent	847.0
		Kizimov, Ivan	Ikhor	758.0
		Kalita, Ivan	Moar	706.0
		Tot.	2311.0	
4	U.S.A.	De La Tour, Patricia G.	Rath Patrick	783.0
		Newberry, Anne Jessica	Forstrat	707.0
		Mcintosh, Karen Stuart	Malteser	640.0
		Tot.	2130.0	
5	SWEDEN	Hamilton, William	Delicado	777.0
		Wikne, Hans	Gaspari	753.0
		Ljungquist, Bengt	Karat	538.0
		Tot.	2068.0	
6	JAPAN	Inoue, Kikuo	Katsunobori	648.0
		Okabe, Nagahira	Seiha	589.5
		Matsudira, Yorisuke	Hamachidori	542.0
		Tot.	1779.5	

Three-Day Event=Concours Complet d'Equitation Oct. 16~19 Karuizawa

Previous Olympic Winners

1912	A. Nordlander	SWEDEN
1920	H. Morner	SWEDEN
1924	A. Van Der Voort Van Zijp	NETHLAND
1928	F. De Mortanges	NETHLAND
1932	F. De Mortanges	NETHLAND
1936	L. Stubbendorf	GERMANY
1948	B. Chevallier	FRANCE
1952	H. Von Blixen-Finecke	SWEDEN
1956	P. Kastenman	SWEDEN
1960	L. L. Morgan	AUSTRALA

Previous Olympic Winning Teams

1912	SWEDEN
1920	SWEDEN
1924	NETHLAND
1928	NETHLAND
1932	U.S.A.
1936	GERMANY
1948	U.S.A.
1952	SWEDEN
1956	BRITAIN
1960	AUSTRALA

Individual 12 countries 48 competitors

Place	Rider	Country	Horse Name	Dressage Penalty	Endurance		Test Total	Jumping Penalty	Grand Total	
					Penalty	Bonus St. Cros.				
1	Checcoli, Mauro	ITALY	Surbean	54.00	0.0	37.6	80.8	P 118.4	0.00	P64.40
2	Moratorio, Carlos Alberto	ARGENTIN	Chalan	42.00	0.0	35.2	63.2	P 98.4	0.00	P56.40
3	Ligges, Fritz	GERMANY	Donkosak	32.00	0.0	35.2	56.0	P 91.2	10.00	P49.20
4	Page, Michael Owen	U.S.A.	Grasshopper	43.00	0.0	25.6	64.8	P 90.4	0.00	P47.40
5	Cameron, Anthony	IRELAND	Black Salmon	70.67	0.0	37.6	79.6	P117.2	0.00	P46.53
6	Karsten, Horst	GERMANY	Condora	49.00	0.0	35.2	60.4	P 95.6	10.00	P36.60
7	Roycroft, James W. G.	AUSTRALA	Eldorado	65.00	0.0	37.6	59.6	P 97.2	0.00	P32.20
8	Meade, Richard John H.	BRITAIN	Barberry	52.67	0.0	37.6	80.8	P118.4	36.00	P29.73
9	Jones, Reuben Samuel	BRITAIN	Master Bernard	35.00	0.0	37.6	53.6	P 91.2	30.00	P26.20
10	Gaziumov, Herman	U.S.A.	Gran	57.33	20.0	37.6	63.2	P 80.8	0.00	P23.47
11	Angioni, Paolo	ITALY	King	65.33	0.0	32.0	71.2	P103.2	20.00	P17.87
12	Freeman, Kevin John	U.S.A.	Gallopade	69.67	0.0	37.6	59.2	P 96.8	10.00	P17.13
13	Cobcroft, Brien W. B.	AUSTRALA	Stony Crossing	100.00	0.0	37.6	80.8	P118.4	10.00	P 8.40
14	Ravano, Giuseppe	ITALY	Royal Love	69.67	20.0	30.4	62.8	P 73.2	0.00	P 3.53
15	Plumb, John Michael	U.S.A.	Bold Minstrel	42.67	0.0	0.8	43.2	P 44.0	0.00	P 1.33
16	Brennan, Thomas	IRELAND	Kilkenny	57.67	0.0	19.2	39.6	P 58.8	0.00	P 1.13
17	Flores, Elvio Jose	ARGENTIN	Legitima	68.33	0.0	35.2	40.4	P 75.6	10.00	2.73
18	Harty, John	IRELAND	San Michele	84.00	0.0	22.4	76.8	P 99.2	20.00	4.80
19	Konkov, Boris	U.S.S.R.	Rumb	63.67	0.0	20.0	33.2	P 53.2	0.50	10.97
20	Schulz, Gerhard	GERMANY	Balza, X	60.67	0.0	31.2	20.4	P 51.6	20.00	29.07
21	Deev, Pavel	U.S.S.R.	Satrap	61.33	0.0	21.6	47.6	P 69.2	40.00	32.13
22	Gonzalez Cabrera, J. R.	MEXICO	Condor	66.00	0.0	37.6	32.0	P 69.6	40.00	36.40
23	Le Goff, J. L. J.	FRANCE	Leopard	52.67	0.0	4.8	50.0	P 54.8	40.00	37.87
24	De Crouette De St Martin, J.	FRANCE	Mon Clos	62.67	25.0	8.0	51.2	P 34.2	10.00	38.47
25	Fuhrmann, Karl-Heinz	GERMANY	Mohamet	58.00	0.0	29.6	8.4	P 38.0	30.00	50.00
26	Mursalimov, Saibattal	U.S.S.R.	Dzhigit	50.67	60.0	23.2	43.6	P 6.8	10.00	53.87
27	Landon, Hugues	FRANCE	Laurier	50.33	20.0	16.0	6.8	P 2.8	10.00	57.53
28	Freeman Jackson, Harry	IRELAND	St. Finbarr	52.33	80.0	30.4	33.2	16.4	0.00	68.73
29	Gesualdi, Juan Carlos	ARGENTIN	Morrina	61.67	60.0	16.0	37.2	6.8	20.00	88.47
30	Kelly, John Wilson	AUSTRALA	Brigalow	64.67	120.0	37.6	69.2	13.2	30.00	107.84
31	Higareda Usi, Eduardo	MEXICO	Engano	61.67	88.0	0.0	0.0	88.0	10.00	159.67
32	Mendivil Yocupicio, M.	MEXICO	Xihuilt	69.67	108.4	0.0	0.0	108.4	0.00	178.07
33	Dupont, Helena Allaire	U.S.A.	Mr. Wister	52.33	176.0	34.4	0.0	141.6	30.00	223.93
34	Chiba, Mikio	JAPAN	Mauta	63.67	174.8	0.0	0.0	174.8	30.00	268.47
—	Henry, Julio Efrain	ARGENTIN	Imperioso	60.33	119.4	5.6	0.0	113.8		
—	Lavis, Neale John	AUSTRALA	Mirrabooka	58.33	60.0	36.0	39.2	P 15.2		
—	Argenton, Alessandro	ITALY	Scottie	59.67	140.0	35.2	35.6	65.2		
—	Madrigal Polanco, Joaquin	MEXICO	Principiante	69.33						
—	Templer, James Robert	BRITAIN	M-Lord, Connolly	42.67						

—	Matsudaira, Masaki	JAPAN	Nippo	73.33
—	Maeda, Rikutoshi	JAPAN	Hogetsu	76.00
—	Katsumoto, Masanori	JAPAN	Eiten	72.00
—	Cho, Hyung Won	KOREA	General	81.00
—	Suh, Myoung Won	KOREA	Marshall	84.33
—	Kim, Young Ro	KOREA	Mudgeogongah	86.67
—	Bullen, Michael F. S.	BRITAIN	Sea Breeze	54.33
—	Le Roy, Jehan	FRANCE	Garden	56.67
—	Kim, Moon Shik	KOREA	Silver Moon Light	91.17

Three-Day Event individual event winners

Les vainqueurs de l'épreuve individuelle de Concours Complet d'Equitation (ARG)

- ① M. Checcoli (ITA)
 ② C. Moratorio (ARG)
 ③ F. Ligges (GER)



Team 12 countries 12 teams

Place	Country	Rider	Horse Name	Endurance				Grand Total		
				Dressage Penalty	Penalty	Bonus St. Cros.	Test Jumping Total Penalty			
1	ITALY	Checcoli, Mauro	Surbean	54.00	0.0	37.6	80.0	P118.4	0.00	P64.40
		Angioni, Paolo	King	65.33	0.0	32.0	71.2	P 03.2	20.00	P17.87
		Ravano, Giuseppe	Royal Love	69.67	20.0	30.4	62.8	P 73.2	0.00	P 3.53
								Tot.	P85.80	
2	U.S.A.	Page, Michael Owen	Grasshopper	43.00	0.0	25.6	64.8	P 90.4	0.00	P47.40
		Freeman, Kevin John	Gallopade	69.67	0.0	37.6	59.2	P 96.8	10.00	P17.13
		Plumb, John Michael	Bold Minstrel	42.67	0.0	0.8	43.2	P 44.0	0.00	P 1.33
								Tot.	P65.86	
3	GERMANY	Ligges, Fritz	Donkosak	32.00	0.0	35.2	56.0	P 91.2	10.00	P49.20
		Karsten, Horst	Condora	49.00	0.0	35.2	60.4	P 95.6	10.00	P36.60
		Schulz, Gerhard	Balza, X	60.67	0.0	31.2	20.4	P 51.6	20.00	29.07
								Tot.	P56.73	
4	IRELAND	Cameron, Anthony	Black Salmon	70.67	0.0	37.6	79.6	P117.2	0.00	P46.53
		Brennan, Thomas	Kilkenny	56.67	0.0	19.2	39.6	P 58.8	0.00	P 1.13
		Harty, John	San Michele	84.00	0.0	22.4	76.8	P 99.2	20.00	4.80
								Tot.	P42.86	
5	U.S.S.R.	Gaziumov, Herman	Gran	57.33	20.0	37.6	63.2	P 80.8	0.00	P23.47
		Konkov, Boris	Rumb	63.67	0.0	20.0	33.2	P 53.2	0.50	10.97
		Deev, Pavel	Satrap	61.33	0.0	21.6	47.6	P 69.2	40.00	32.13
								Tot.	P19.63	
6	ARGENTIN	Moratorio, Carlos Alberto	Chalan	42.00	0.0	35.2	63.2	P 98.4	0.00	P56.40
		Flores, Elvio Jose	Legitima	68.33	0.0	35.2	40.4	P 75.6	10.00	2.73
		Gesualdi, Juan Carlos	Morrina	61.67	60.0	16.0	37.2	P 6.8	20.00	88.47
								Tot.	34.80	



Team Three-Day Event
L'équipe du Concours Complet
d'Equitation

- ① ITALY
 ② U.S.A.
 ③ GERMANY

7	AUSTRALA	Roycroft, James W. G.	Eldorado	65.00	0.0	37.6	59.6	P 97.2	0.00	P32.20
		Cobcroft, Brien W. B.	Stony Crossing	100.00	0.0	37.6	80.8	P118.4	10.00	P 8.40
		Kelly, John Wilson	Brigalow	64.67	120.0	37.6	69.2	13.2	30.00	107.87
Tot. 67.27										
8	FRANCE	Le Goff, J. L. J.	Leopard	52.67	0.0	4.8	50.0	P 54.8	40.00	37.87
		De Crouette De St. Martin, J.	Mon Clos	62.67	25.0	8.0	51.2	P 34.2	10.00	38.47
		Landon, Hugues	Laurier	50.33	20.0	16.0	6.8	P 2.8	10.00	57.53
Tot. 133.87										
9	MEXICO	Gonzalez Cabrera, J. R.	Condor	66.00	0.0	37.6	32.0	P 69.6	40.00	36.40
		Higaredo Usi, Eduardo	Engano	61.67	88.0	0.0	0.0	88.0	10.00	159.67
		Mendivil Yocupicio, M.	Xihuilt	69.67	108.4	0.0	0.0	108.4	0.00	178.07
Tot. 374.14										
—	BRITAIN	Meade, Richard John H.	Barberry	52.67	0.0	37.6	80.8	P118.4	36.00	P29.73
		Jones, Reuben Samuel	Master Bernard	35.00	0.0	37.6	53.6	P 91.2	30.00	P26.20
		Templer, James Robert	M-Lord, Connolly	42.67						
—	JAPAN	Chiba, Mikio	Mauta	63.67	174.8	0.0	0.0	P174.8	30.00	268.47
		Matusdaira, Masaki	Nippo	73.33						
		Maeda, Rikutoshi	Hogetsu	76.00						
—	KOREA	Cho, Hyung Won	General	81.00						
		Suh, Myoung Won	Marshall	84.33						
		Kim, Young Ro	Mudgeogongah	86.67						

Dressage Test, Individual

Place	Rider	Country	Horse Name	Penalty
1	Ligges, Fritz	GERMANY	Donkosak	32.00
2	Jones, Reuben Samuel	BRITAIN	Master Bernard	35.00
3	Moratorio, Carlos Alberto	ARGENTIN	Chalan	42.00
4	Templer, James Robert	BRITAIN	M-Lord, Connolly	42.67
	Plumb, John Michael	U.S.A.	Bold Minstrel	42.67
6	Page, Michael Owen	U.S.A.	Grasshopper	43.00
7	Karsten, Horst	GERMANY	Condora	49.00
8	Landon, Hugues	FRANCE	Laulier	50.33
9	Murshalimov, Saibattal	U.S.S.R.	Dzhigit	50.67
10	Dupont, Helena Allaire	U.S.A.	Mr. Wister	52.33
	Freeman Jackson, Harry	IRELAND	St. Finbarr	52.33
12	Le Goff, J. L. J.	FRANCE	Leopard	52.67
	Meade, Richard John H.	BRITAIN	Barberry	52.67
14	Checconi, Mauro	ITALY	Surbean	54.00
15	Bullen, Michael F. S.	BRITAIN	Sea Breeze	54.33
16	Le Roy, Jehan	FRANCE	Garden	56.67
17	Gaziumov, Herman	U.S.S.R.	Gran	57.33
18	Brenna, Thomas	IRELAND	Kilkenny	57.67
19	Fuhrmann, Karl-Heinz	GERMANY	Mohamet	58.00
20	Lavis, Neale John	AUSTRALA	Mirrabooka	58.33
21	Argenton, Alessandro	ITALY	Scottie	59.67
22	Henry, Julio Efrain	ARGENTIN	Imperioso	60.33
23	Schulz, Gerhard	GERMANY	Balza, X	60.67
24	Deev, Pavel	U.S.S.R.	Satrap	61.33
25	Higareda Usi, Eduardo	MEXICO	Engano	61.67
	Gesualdi, Jaun Carlos	ARGENTIN	Morrina	61.67
27	De Croutte De St. Martin, J.	FRANCE	Mon Clos	62.67
28	Konkov, Boris	U.S.S.R.	Rumb	63.67
	Chiba, Mikio	JAPAN	Mauta	63.67
30	Kelly, John Wilson	AUSTRALA	Brigalow	64.67
31	Roycroft, James W. G.	AUSTRALA	Eldorado	65.00
32	Angioni, Paolo	ITALY	King	64.33
33	Gonzalez Cabrera, J. R.	MEXICO	Condor	66.00
34	Flores, Elvio Jose	ARGENTIN	Legitima	68.33
35	Madrigal Polanco, Joaquin	MEXICO	Principiante	69.33
36	Freeman, Kevin John	U.S.A.	Gallopade	69.67
	Ravano, Giuseppe	ITALY	Royal Love	69.67
	Mendivil Yocupicio, M.	MEXICO	Xihuilit	69.67
39	Cameron, Anthony	IRELAND	Black Salmon	70.67
40	Katsumoto, Masanori	JAPAN	Eiten	72.00
41	Matsudaira, Masaki	JAPAN	Nippo	73.33
42	Maeda, Rikutoshi	JAPAN	Hogetsu	76.00
43	Cho, Hyung Won	KOREA	General	81.00
44	Harty, John	IRELAND	San Michele	84.00
45	Shu, Myoung Won	KOREA	Marshall	84.33
46	Kim, Young Ro	KOREA	Mudgeogongah	86.67
47	Kim, Moon Shik	KOREA	Silver Moon Light	91.17
48	Coberoft, Brien W. B.	AUSTRALA	Stony Crossing	100.00

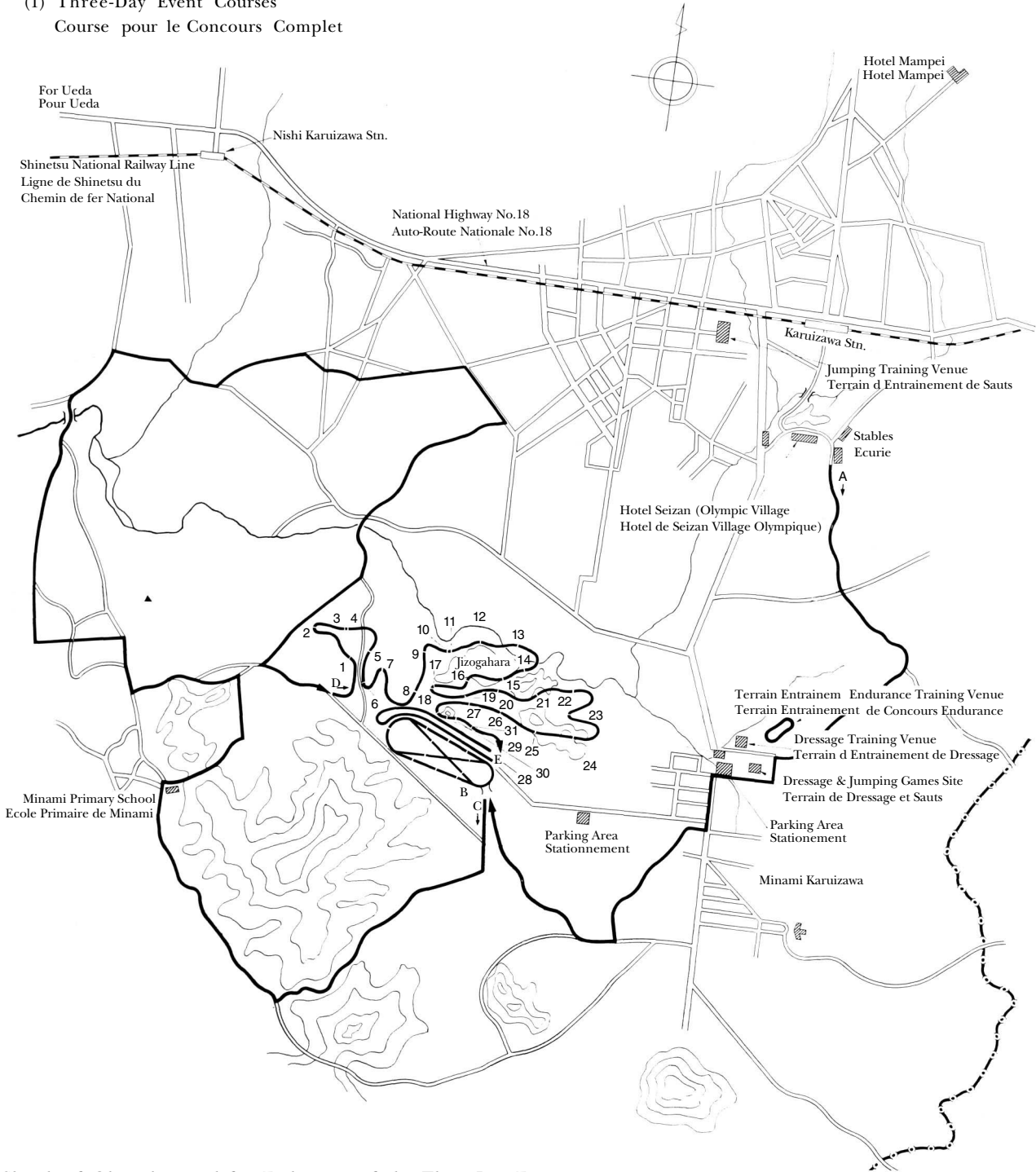
Endurance Test, Individual==Epreuve de Fond

Place	Rider and Horse Name	Country	Phase A Time Pen	Phase B Time Bon Pen	Phase C Time Pen	Phase D Time Bon Pen	Phase E Time Pen	Total Balance
1	Checcoli, Mauro Surbean	ITALY	20'01 —	5'00 37.6 —	55'47 —	11'57 80.8 —	4'15 —	P118.4
2	Coberoft, Brien W. B. Stony Crossing	AUSTRALA	19'34 —	5'00 37.6 —	50'35 —	12'14 80.8 —	3'27 —	P118.4
3	Meade, Richard John H. Barberry	BRITAIN	23'33 —	5'07 37.6 —	56'41 —	12'37 80.8 —	4'30 —	P118.4
4	Cameron, Anthony Black Salmon	IRELAND	20'21 —	5'11 37.6 —	52'19 —	12'41 79.6 —	3'26 —	P117.2
5	Angioni, Paolo King	ITALY	23'44 —	5'20 32.0 —	57'17 —	13'02 71.2 —	4'09 —	P103.2
6	Harty, John San Michele	IRELAND	19'46 —	5'32 22.4 —	52'41 —	12'48 76.8 —	4'08 —	P 99.2
7	Moratorio, Carlos Alberto Chalan	ARGENTIN	22'00 —	5'16 35.2 —	54'12 —	13'22 63.2 —	4'16 —	P 98.4
8	Roycroft, James W. G. Eldorado	AUSTRALA	17'59 —	4'55 37.6 —	53'06 —	13'31 59.6 —	3'27 —	P 97.2
9	Freeman, Kevin John Gallopade	U.S.A.	21'39 —	5'05 37.6 —	56'55 —	13'32 59.2 —	3'54 —	P 96.8
10	Karsten, Horst Condora	GERMANY	22'02 —	5'16 35.2 —	53'34 —	13'29 60.4 —	4'13 —	P 95.6
11	Ligges, Fritz Donkosak	GERMANY	22'44 —	5'16 35.2 —	55'54 —	13'40 56.0 —	3'30 —	P 91.2
12	Jones, Reuben Samuel Master Bernard	BRITAIN	21'10 —	5'08 37.6 —	55'45 —	13'46 53.6 —	2'58 —	P 91.2
13	Page, Michael Owen Grasshopper	U.S.A.	19'52 —	5'28 25.6 —	53'50 —	13'18 64.8 —	3'20 —	P 90.4
14	Gaziumov, Herman Gran	U.S.S.R.	21'41 —	5'03 37.6 —	55'53 —	13'22 63.2 20.0	4'17 —	P 80.8
15	Flores, Elvio Jose Legitima	ARGENTIN	22'43 —	5'16 35.2 —	56'54 —	14'19 40.4 —	4'34 —	P 75.6
16	Ravano, Giuseppe Royal Love	ITALY	21'36 —	5'22 30.4 —	56'06 —	13'23 62.8 20.0	4'54 —	P 73.2
17	Gonzalez Cabrera, J. R. Condor	MEXICO	19'01 —	5'08 37.6 —	47'43 —	14'40 32.0 —	3'56 —	P 69.6
18	Deev, Pavel Satrap	U.S.S.R.	22'29 —	5'33 21.6 —	54'19 —	14'01 47.6 —	4'57 —	P 69.2
19	Brennan, Thomas Kilkenny	IRELAND	21'08 —	5'36 19.2 —	57'48 —	14'21 39.6 —	3'45 —	P 58.8
20	LeGoff, J. L. J. Leopard	FRANCE	20'29 —	5'54 4.8 —	53'16 —	13'55 50.0 —	3'52 —	P 54.8
21	Kohkov, Boris Rumb	U.S.S.R.	23'33 —	5'35 20.0 —	57'19 —	14'37 33.2 —	4'02 —	P 53.2
22	Schulz, Gerhard Balza, X	GERMANY	22'17 —	5'21 31.2 —	56'06 —	15'09 20.4 —	3'38 —	P 51.6
23	Plumb, John Michael Bold Minstrel	U.S.A.	21'42 —	5'59 0.8 —	55'43 —	14'12 43.2 —	4'29 —	P 44.0
24	Fuhrmann, Karl-Heinz Mohamet	GERMANY	23'12 —	5'23 29.6 —	54'40 —	15'39 8.4 —	4'02 —	P 38.0
25	De Croutte De St. Martin, J. Mon Clos	FRANCE	23'20 —	5'50 8.0 —	58'25 25.0	13'52 51.2 —	3'36 —	P 34.2
26	Lavis, Neale John Mirrabooka	AUSTRALA	20'59 —	5'15 36.0 —	50'54 —	14'22 39.2 60.0	4'00 —	P 15.2
27	Mursalimov, Saibattal Dzhigit	U.S.S.R.	23'41 —	5'31 23.2 60.0	55'32 —	14'11 43.6 —	4'20 —	P 6.8
28	Landon, Hugues Laurier	FRANCE	22'00 —	5'40 16.0 —	55'25 —	15'43 6.8 20.0	4'18 —	P 2.8

29	Gesualdi, Juan Carlos Morrina	ARGENTIN	22'04	—	5'40	16.0	—	56'40	—	14'27	37.2	60.0	3'54	—	6.8
30	Kelly, John Wilson Brigalow	AUSTRALA	18'42	—	4'50	37.6	—	51'33	—	13'07	69.2	120.0	4'25	—	13.2
31	Freeman Jackson, Harry St. Finbarr	IRELAND	20'29	—	5'22	30.4	—	55'32	—	14'37	33.2	80.0	3'53	—	16.4
32	Argenton, Alessandro Scottie	ITALY	22'38	—	5'16	35.2	—	56'47	—	14'31	35.6	140.0	4'46	—	69.2
33	Higareda Usi, Eduardo Engano	MEXICO	23'40	—	6'02	—	1.6	58'14	14.0	16'31	—	72.4	4'44	—	88.0
34	Mendivil Yocupicio, M. Xihuilt	MEXICO	22'34	—	6'03	—	2.4	58'22	22.0	16'10	—	84.0	5'34	—	108.4
35	Henry, Julio Efrain Imperioso	ARGENTIN	22'44	—	5'53	5.6	—	58'01	1.0	16'46	—	118.4	4'14	—	113.8
36	Dupont, Helena Allaire Mr. Wister	U.S.A.	21'37	—	5'17	34.4	—	55'15	—	18'20	—	176.0	3'44	—	141.6
37	Chiba, Mikio Mauta	JAPAN	22'31	—	6'40	—	32.0	53'16	—	16'57	—	142.8	4'03	—	174.8
—	Madrigal Polanco, Joaquin Principiante	MEXICO	23'36	—	5'10	37.6	—	57'15	—						
—	Templer, James Robert M-Lord, Connolly	BRITAIN	23'46	—	5'05	37.6	—	54'44	—						
—	Matsudaira, Masaki Nippo	JAPAN	24'02	—	5'10	37.6	—	54'08	—						
—	Maeda, Rikutoshi Hogetsu	JAPAN	22'19	—	5'18	33.6	—	57'18	—						
—	Katsumoto, Masanori Eiten	JAPAN	23'39	—	5'38	17.6	—	54'42	—						
—	Cho, Hyung Won General	KOREA	19'58	—	5'43	13.6	—	56'37	—						
—	Suh, Myoung Won Marshall	KOREA	20'43	—	6'11	—	8.8	53'31	—						
—	Kim, Young Ro Mudgeogonah	KOREA	19'10	—	6'13	—	10.4	50'36	—						
—	Bullen, Michael F. S. Sea Breeze	BRITAIN	22'09	—	5'37	18.4	60.0	51'41	—						
—	Le Roy, Jehan Garden	FRANCE	20'49	—											
—	Kim, Moon Shin Silver Moon Light	KOREA	20'01	—											

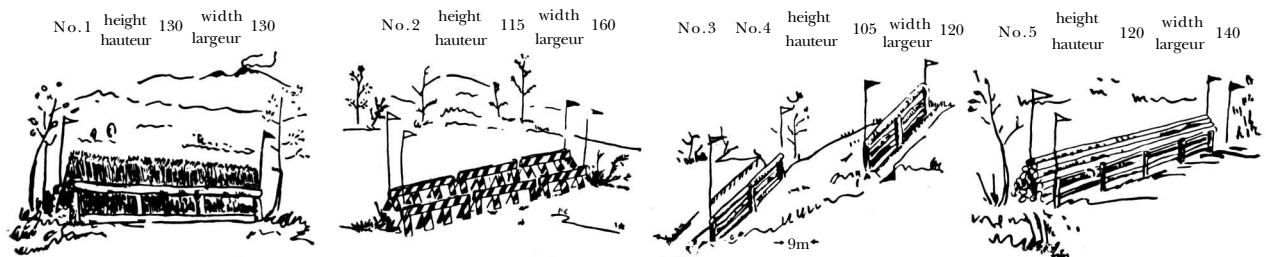
Note: E—Eliminated A—Retired P—Plus Points

(1) Three-Day Event Courses
Course pour le Concours Complet




Sketch of Obstacles used for Endurance of the Three-Day Event
(course D)

Tableau des Obstacles utilisés pour le Concours Complet
(course D)




No. 6 height 120
hauteur



No.14 width 300 depth 100
largeur



No.23 height 90 115 width 135
hauteur largeur



No. 7 height 130 width 200
hauteur largeur



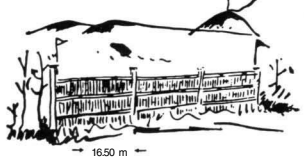
No. 15 height 120 width 200
hauteur largeur



No.24 height 115 width 190
hauteur largeur



No. 8 height 120
hauteur




No.16 width 300 depth 90
largeur



No.25 No.27 width 130 depth 130
largeur



No. 9 height 120 width 185
hauteur largeur



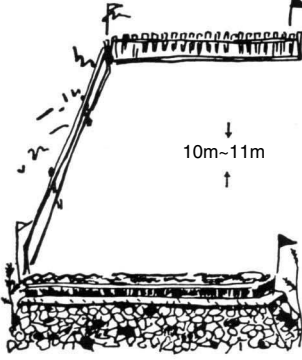
No. 17 No.18 height 110 width 130
hauteur largeur



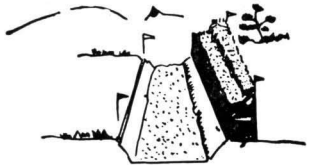
No.26 height 120 width 150
hauteur largeur



No. 11 height 115
hauteur



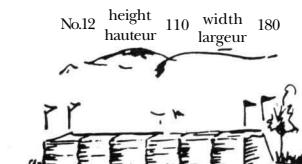
No.19 ditch width 110 fence height 130 width 90
largeur de fossé hauteur de haie largeur



No.28 width 300 depth 90
largeur



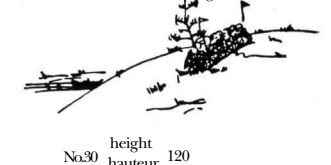
No.10 height 120 width 220
hauteur largeur



No.20 width 300
largeur




No.29 height 120 width 70
hauteur largeur



No.12 height 110 width 180
hauteur largeur



No.21 height 115 width 60
hauteur largeur



No.30 height 120
hauteur



No.13 height 120 width 180
hauteur largeur



No.22 width 150 depth 90
largeur profondeur



No.31 height 120 width 150
hauteur largeur



Jumping Test, Individual—Epreuve de Sauts

Place	Rider	Country	Horse Name	Penalty
1	Roycroft, James W. G.	AUSTRALA	Eldorado	0.00
	Ravano, Giuseppe	ITALY	Royal Love	0.00
	Brennan, Thomas	IRELAND	Kilkenny	0.00
	Gaziumov, Herman	U.S.S.R.	Gran	0.00
	Cameron, Anthony	IRELAND	Black Salmon	0.00
	Page, Michael Owen	U.S.A.	Grasshopper	0.00
	Moratorio, Carlos Alberto	ARGENTIN	Chalan	0.00
	Checconi, Mauro	ITALY	Surbean	0.00
	Mendivil Yocupicio, M.	MEXICO	Xihuilit	0.00
	Freeman Jackson, Harry	IRELAND	St. Finbarr	0.00
	Plumb, John Michael	U.S.A.	Bold Minstrel	0.00
12	Konkov, Boris	U.S.S.R.	Rumb	0.50
13	Karsten, Horst	GERMANY	Condora	10.00
	Freeman, Kevin John	U.S.A.	Gallofade	10.00
	Flores, Elvio Jose	ARGENTIN	Legitima	10.00
	Higareda Usi, Eduardo	MEXICO	Engano	10.00
	Landon, Hugues	FRANCE	Laurier	10.00
	Mursalimov, Saibattal	U.S.S.R.	Dzhigit	10.00
	Cobcroft, Brien W. B.	AUSTRALA	Stony Crossing	10.00
	Ligges, Fritz	GERMANY	Donkosak	10.00
	De Croutte De St. Martin, J.	FRANCE	Mon Clos	10.00
22	Angioni, Paolo	ITALY	King	20.00
	Harty, John	FINLAND	San Michele	20.00
	Schulz, Gerhard	GERMANY	Balza, X	20.00
	Gesualdi, Juan Carlos	ARGENTIN	Morrina	20.00
26	Chiba, Mikio	JAPAN	Mauta	30.00
	Fuhrmann, Kari-Heinz	GERMANY	Mohamet	30.00
	Dupont, Helena Allaire	U.S.A.	Mr. Wister	30.00
	Kelly, John Wilson	AUSTRALA]	Brigalow	30.00
	Jones, Reuben Samuel	BRITAIN	Master Bernard	30.00
31	Meade, Richard John H.	BRITAIN	Barberry	36.00
32	Gonzalez Cabrera, J. R.	MEXICO	Condor	40.00
	Le Goff, J. L. J.	FRANCE	Leopard	40.00
	Deev, Pavel	U.S.S.R.	Satrap	40.00
—	Henry, Julio Efrain	ARGENTIN	Imperioso	E
—	Argenton, Alessandro	ITALY	Scottie	A
—	Lavis, Neale John	AUSTRALA	Mirrabooka	A

Note: E—Eliminated A—Retired P—Plus Points

Olympic Grand Prix Jumping=Grand Prix Olympique De Saut D'obstacles OCT. 24

Previous Olympic Winners

1912	F. Cariou	FRANCE
1920	T. Lequio	ITALY
1924	A. Gemuseus	SWITZ
1928	F. Ventura	CZECHSLV
1932	Nishi, Takekazu	JAPAN
1936	K. Hasse	GERMANY
1948	H. Mariles Cortes	MEXICO
1952	P.J. D'Oriola	FRANCE
1956	H. G. Winkler	GERMANY
1960	R. D'Inzeo	ITALY

Previous Olympic Winning Teams

1912	SWEDEN
1920	SWEDEN
1924	SWEDEN
1928	SPAIN
1932	All eliminated
1936	GERMANY
1948	MEXICO
1952	BRITAIN
1956	GERMANY
1960	GERMANY

Individual 17 countries 46 competitors

Place	Name	Country	Horse name	1st Round Penalty	2nd Round Penalty	Total Penalty	Jump off Penalty	Time
1	Jonquieres D'Oriola, P.	FRANCE	Lutteur	9.00	0.00	9.00		
2	Schridde, Hermann	GERMANY	Dozen II	12.50	1.25	13.75		
3	Robeson, Peter David	BRITAIN	Firecrest	8.00	8.00	16.00	0.00	1'01"0
4	Fahey, Thomas John	AUSTRALA	Bonvale	8.00	8.00	16.00	8.00	1'09"0
5	Duarte Silva, Joaquim M. Pessoa Filho, Nelson	PORTUGAL BRAZIL	Jeune France Huipil	8.00 12.00	12.00 8.00	20.00 20.00		
7	Chapot, Frank Davis	U.S.A.	San Lucas	12.50	8.00	20.50		
8	Jarasinski, Kurt	GERMANY	Torro	9.75	12.50	22.25		
9	D'Inzeo, Piero	ITALY	Sun Beam	12.00	12.50	24.50		
10	Hauri, Max	SWITZ	Millview	13.25	12.25	25.50		
11	D'Inzeo, Raimondo	ITALY	Posillipo	16.00	12.00	28.00		
12	Canaves, Jorge Antonio	ARGENTIN	Confinado	18.75	10.75	29.50		
13	Kusner, Kathryn Hallowell	U.S.A.	Untouchable	13.75	16.00	29.75		
14	Lefevre, Janou Weier, Paul	FRANCE SWITZ	Kenavo D Satan III	16.00 20.00	16.00 12.00	32.00 32.00		

Olympic Grand Prix Jumping individual event medalists

Les médaillés de l'épreuve individuelle du Grand Prix Olympique de Sauts d'Obstacles

- ① P. Jonquieres D'Oriola (FRA)
 ② H. Schridde (GER)
 ③ P. Robeson (GBI)



16	Winkler, Hans-Gunter	GERMANY	Fidelitas	17.50	15.00	32.50
17	Arrambide, Hugo Miguel	ARGENTIN	Chimbote	17.50	16.75	34.25
18	Goyoaga, Fernando	SPAIN	Kif-Kif B.	19.00	16.00	35.00
19	Mancinelli, Graziano	ITALY	Rockette	16.00	20.00	36.00
20	Lefrant, Guy	FRANCE	Monsieur De Littry	20.00	16.75	36.75
21	Broome, David	BRITAIN	Jacopo	16.00	21.00	37.00
22	Delia, Carlos Cesar	ARGENTIN	Popin	17.25	20.00	37.25
23	Hansen, Graeme Otto	NZEALAND	Saba Sam	12.75	25.00	37.75
24	Macintyre, Bridge Anne	AUSTRALA	Coronation	16.00	23.50	39.50
25	Martinez De Vallejo, E.	SPAIN	Eolo IV	24.00	16.00	40.00
26	Queipo De Llano, A.	SPAIN	Infernal	20.00	23.75	43.75
27	Barker, William John L.	BRITAIN	North Flight	28.25	16.00	44.25
28	Semionov, Ivan	U.S.S.R.	Sibiriak	24.50	27.00	51.50
29	Simonetti, Americo	CHILE	Trago Amargo	32.25	20.00	52.25
30	Bacon, Kevin Ashley	AUSTRALA	Ocean Foam	29.50	24.00	53.50
31	Hansen, Richard Bruce	NZEALAND	Tide	24.00	32.00	56.00
	Lee Il Kyu	KOREA	Rebel	28.00	28.00	56.00
33	Mairs, Mary Ward	U.S.A.	Tomboy	44.50	12.25	56.75
34	Alves Callado, Henrique	PORTUGAL	Joe De L Ile	42.00	16.25	58.25
35	White, Adrain Patrick K.	NZEALAND	El Dorado	37.25	25.25	62.50
36	Purtov, Alexandr	U.S.S.R.	Svecha	56.25	12.50	68.75
37	Guasch De Las H., Ricardo	MEXICO	Huracan	33.75	36.00	69.75
38	Sasa, Shinzo	JAPAN	Snaefell	46.75	24.00	70.75
39	Moehr, Hans	SWITZ	Troll	32.00	51.25	83.25
40	Hoketsu, Hiroshi	JAPAN	Raro	63.75	48.00	111.75
—	Favorsky, Andrey	U.S.S.R.	Manevr	22.25	E	
—	Zatarain Romando, Hector	MEXICO	Nube	66.25	E	
—	Kageyama, Yuzo	JAPAN	Tokinoarashi	E	E	
—	Kim, Chul Kyu	KOREA	Gothic	E	E	
—	Hermida Torres, Joaquin	MEXICO	Porfirio	E	E	
—	Ahn, Duk Kee	KOREA	Ivan	A	E	

Team 14 countries 14 teams

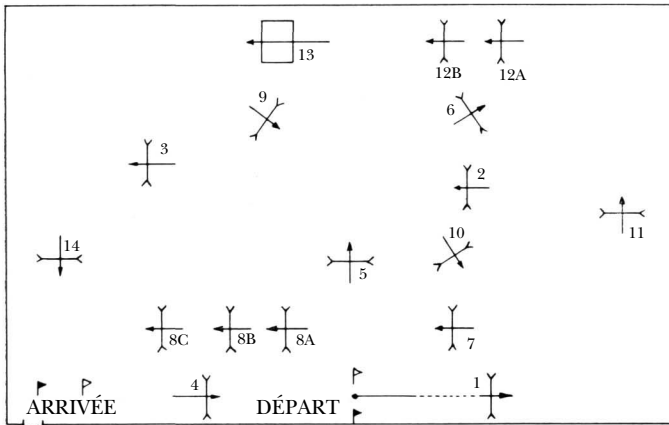
Place	Country	Name	Horse Name	1st Round Penalty (Time)	2nd Round Penalty (Time)	Total Penalty
1	GERMANY	Schridde, Hermann	Dozen II	12.05 (1'58"2)	1.25 (2'01"2)	13.75
		Jarasinski, Kurt	Torro	9.75 (2'03"9)	12.50 (1'58"7)	22.25
		Winkler, Hans-Gunter	Fidelitas	17.50 (2'02"1)	15.00 (2'08"5)	32.50
						68.50
2	FRANCE	Jonquieres D'Oriola, P.	Lutteur	9.00 (2'00"4)	0.00 (1'56"5)	9.00
		Lefevre, Janou	Kenavo D	16.00 (1'54"0)	16.00 (1'55"7)	32.00
		Lefrant, Guy	Monsieur De Littry	20.00 (1'51"1)	16.75 (1'59"5)	36.75
						77.75
3	ITALY	D'Inzeo, Piero	Sun Beam	12.00 (1'51"0)	12.50 (2'03"0)	24.50
		D'Inzeo, Raimondo	Posillipo	16.00 (1'52"0)	12.00 (1'52"2)	28.00
		Mancinelli, Graziano	Rockette	16.00 (1'49"6)	20.00 (1'50"0)	36.00
						88.50
4	BRITAIN	Robeson, Peter David	Firecrest	8.00 (1'54"5)	8.00 (1'54"6)	16.00
		Broome, David	Jacopo	16.00 (1'53"8)	21.00 (2'00"3)	37.00
		Barker, William John L.	North Flight	28.25 (1'57"7)	16.00 (1'51"7)	44.25
						97.25
5	ARGENTIN	Canaves, Jorge Antonio	Confinado	18.75 (2'08"0)	10.75 (2'07"4)	29.50
		Arrambide, Hugo Miguel	Chimbote	17.50 (2'02"9)	16.75 (1'59"2)	34.25
		Delia, Corlos Cesar	Popin	17.25 (2'01"5)	20.00 (1'54"6)	37.25
						101.00
6	U.S.A.	Chapot, Frank Davis	San Lucas	12.50 (1'58"2)	8.00 (1'55"1)	20.50
		Kusner, Kathryn Hollowell	Untouchable	13.75 (2'03"7)	16.00 (1'51"8)	29.75
		Mairs, Mary Ward	Tomboy	44.50 (1'58"4)	12.25 (1'57"1)	56.75
						107.00



Olympic Grand Prix Jumping team winners
Les vainqueurs de l'équipe du Grand Prix Olympique de Sauts d'Obstacles
 ① GERMANY ② FRANCE ③ ITALY

7	AUSTRALA	Fahey, Thomas John	Bonvale	8.00	(1'50"0)	8.00	(1'55"2)	16.00
		Macintyre, Bridget Anne	Coronation	16.00	(1'48"2)	23.50	(1'58"4)	39.50
		Bacon, Kevin Ashley	Ocean Foam	29.50	(2'22"8)	24.00	(1'51"8)	53.50
								109.00
8	SPAIN	Goyoaga, Fernando	Kif-Kif B.	19.00	(1'56"6)	16.00	(1'54"5)	35.00
		Martinez De Vallejo, E.	Eolo IV	24.00	(1'52"6)	16.00	(1'55"3)	40.00
		Queipo De Llano, A.	Infernal	20.00	(1'47"3)	23.75	(1'59"6)	43.75
								118.75
9	SWITZ	Hauri, Max	Millview	13.25	(2'02"0)	12.25	(1'57"1)	25.50
		Weier, Paul	Satan III	20.00	(2'00"8)	12.00	(1'55"7)	32.00
		Mochr, Hans	Troll	32.00	(1'52"7)	51.25	(2'13"3)	83.25
								140.75
10	NZEALAND	Hansen, Graeme Otto	Saba Sam	12.75	(1'59"9)	25.00	(2'00"2)	37.75
		Hansen, Richard Bruce	Tide	24.00	(1'57"0)	32.00	(1'56"0)	56.00
		White, Adrian Patrick K.	El Dorado	37.25	(2'21"4)	25.25	(2'01"3)	62.50
								156.25
11	U.S.S.R.	Semionov, Ivan	Sibiriak	24.50	(1'58"5)	27.00	(2'08"3)	51.50
		Purtov, Alexandr	Svecha	56.25	(2'57"2)	12.50	(1'59"0)	68.75
		Favorsky, Andrey	Manevr	22.25	(2'10"0)	71.25	—	93.50
								213.75
12	JAPAN	Sasa, Shinzo	Snaefel	46.75	(2'51"6)	24.00	(2'17"0)	70.75
		Hoketsu, Hiroshi	Raro	63.75	(2'55"5)	48.00	(1'55"5)	111.75
		Kageyama, Yuzo	Tokinoarashi	86.25	—	71.25	—	157.50
								340.00
13	MEXICO	Guash De Las H., Ricardo	Hurakan	33.75	(2'23"8)	36.00	(2'33"0)	69.75
		Zatarain Romano, Hector	Nube	66.25	(3'25"9)	71.25	—	137.50
		Hermida Torres, Joaquin	Porfirio	86.25	—	71.25	—	157.50
								364.75
14	KOREA	Lee, Il Kyu	Rebel	28.00	(1'47"4)	28.00	(1'55"0)	56.00
		Kim, Chul Kyu	Gothic	86.25	—	71.25	—	157.50
		Ahn, Duk Kee	Ivan	86.25	—	71.25	—	157.50
								371.00

Course for Olympic Grand Prix Jumping
Course pour le Grand Prix Olympique de Sauts



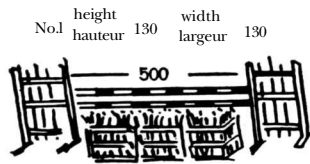
Dimensions of the track : 106 X 68.5 m
 Dimension de parcours : 106 X 68.5 m

Whole length of the course : 780 m
 Longueur totale de course : 780 m

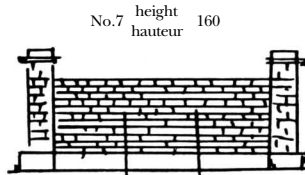
Standard table : A
 Tableau phase : A

Time allowed : 117"
 Heure permise : 117"

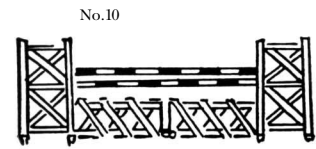
Jump-off course : 1, 2, 5, 12A, 12B, 14-410m
 Course de sauts : 1, 2, 5, 12A, 12B, 14-410m



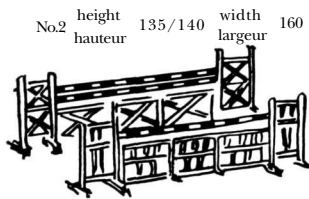
No.1 height 130 width 130



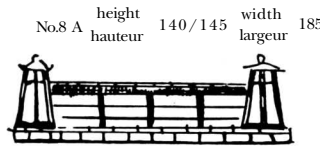
No.7 height 160



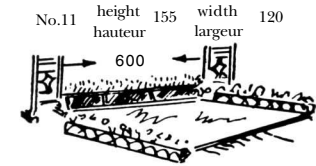
No.10



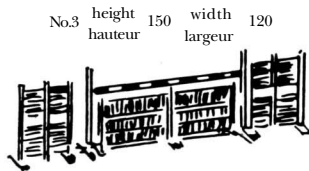
No.2 height 135/140 width 160



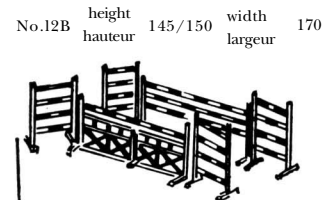
No.8 A height 140/145 width 185



No.11 height 155 width 120

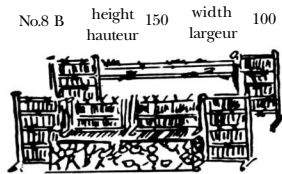
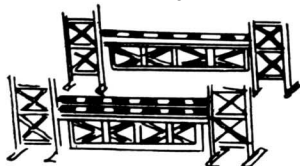


No.3 height 150 width 120



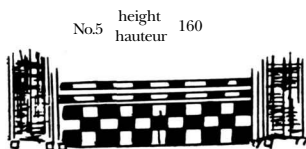
No.12 B height 145/150 width 170

No.4 height 140 open ditch width 175
 hauteur largeur de fossé

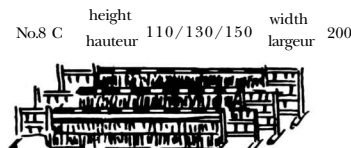


No.8 B height 150 width 100
 hauteur largeur

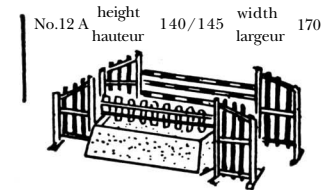
m
7.50




No.5 height 160
 hauteur



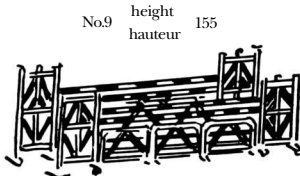
No.8 C height 110/130/150 width 200
 hauteur largeur



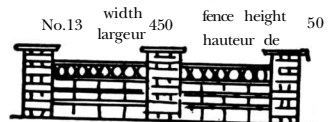
No.12 A height 140/145 width 170
 hauteur largeur



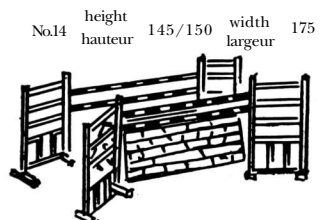
No.6 height 145/150 width 220
 hauteur largeur



No.9 height 155
 hauteur



No.13 width 450 fence height 50
 largeur hauteur de



No.14 height 145/150 width 175
 hauteur largeur



The Olympic Grand Prix Jumping individual event showing P. J. D'Oriola of France (above) and H. Schridde of Germany (right)



Olympic Grand Prix Jumping team events won by

- ① Germany
- ② France
- ③ Italy





GRAND PRIX OLYMPIQUE DE
LONDRES
TEMPS ACCORDÉ (1-2-3)
CHEVALIER
CHEVAL
CONCOURS
TEMPS

A view of the Grand Prix Jumping events which took place at the National Stadium





At the start in D course of the Three-Day Event



The hurdle No. 11 on D course



The hurdle No.16 on D course



M. Checcoli of Italy winning the Three-Day Event individual section

Winners of the Individual Three-Day Event From left ; ① C. Moratorio (ARG)
② M. Checcoli (ITA) ③ F. Ligges (GER)





Winners of the Three-Day Team Event ① Italy ② U.S.A. ③ Germany

A scene at Karuizawa where many of the Equestrian Events took place





In the Grand Prix Dressage individual events H. Chammartin (SWI) who won

Second was H. Boldt (GER)



Third S. Filatov (URS)





Shooting==Tir

Union Internationale De Tir

President Kurt Hasler (SWITZ)

Vice-President

Georges Vichos

(GREECE)

Chafik Mehanna (U.A.R.)

Samuil Barany

(RUMANIA)

Secretary General

Ernst Zimmermann

(GERMANY)

President of Technical Comm.

Karl A. Larsson

(SWEDEN)

Secretary U.I.T.

Renate Schmitz

(GERMANY)

Section President

Migul Torres (P. RICO)

National Rifle Association of Japan

President Fukushima, Shintaro

Vice Presidents

Anzai, Minoru

Kinashi, Nobuhiko

Secretary General

Serizawa, Shinpei

Japan Clay Pigeon Shooting Association

President Aso, Takakichi

Vice-Presidents

Mori, Hajime

Ishihara, Shigenobu

Okada, Misao

Aso, Tenta

Asaka Shooting Range

Time Table		
Free Rifle: 120 shots 3P.	Oct. 15th (Thu.)	9:00~15:30
Small Bore Rifle: 60 shots prone	Oct. 16th (Fri.)	9:00~11:30
Reserved Day	Oct. 17th (Sat.)	
Free Pistol: 60 shots	Oct. 18th (Sun.)	9:00~12:00
Rapid Fire Pistol: 60 shots	Oct. 19th (Mon.)	
The 1st Course 9:00~	The 2nd Course 13:00~	
Small Bore Rifle: 120 shots 3P.	Oct. 20th (Tue.)	9:00~15:30

Attn: "3P." means "3 Positions."

Tokorozawa Clay Pigeon Shooting Range

Time Table	
October, 1964	
15th (Thursday)	09:30~16:30
16th (Friday)	09:30~16:30
17th (Saturday)	09:30~16:30

Number of clay pigeons:

200 in total

The shooting will be carried out, in series of 25 clay pigeons.



Free Rifle medalists

Les médaillés de Arme Libre

① G. Anderson (USA)

② S. Kveliashvili (URS)

③ M. Gunnarsson (USA)

Free Rifle—Arme libre 300 m 120 shots 3 position

18 countries 30 competitors retired 5

9.00—15.30 Oct. 15, Asaka Shooting Range

WR 1150 Pt. Hollenstein, A. (SWITZ) 1963

OR 1137 Pt. Borrisov, V. (U.S.S.R) 1956

Previous Olympic Winners

1896	G. Orphanidis	GREECE	1948	E.Grunig	SWITZ
1908	A. Helgerud	NORWAY	1952	A.Bogdanov	U.S.S.R.
1912	P. Colas	FRANCE	1956	V.Borrisov	U.S.S.R.
1920	M.Fisher	U.S.A.	1960	H.Hammerer	AUSTRIA
1924	M.Fisher	U.S.A.			

Note P—Prone Position
K—Kneeling Position
S—Standing Position

Place	Shooter No.	Name	Country	Position	Series				Total Points	Grand Total
					1	2	3	4		
1	303	Anderson, Gary Lee	U.S.A.	P	97	99	97	99	392	1153 NWR, NOR
				K	92	97	97	98	384	
				S	94	97	94	92	377	
2	310	Kveliashvili, Shota	U.S.S.R.	P	95	98	98	98	389	1144 NOR
				K	96	96	99	98	389	
				S	90	88	93	95	366	
3	302	Gunnarsson, Martin I.	U.S.A.	P	97	97	97	98	389	1136
				K	99	96	90	95	380	
				S	90	92	92	93	367	
4	311	Gerasimenok, Alexandr	U.S.S.R.	P	100	98	99	99	396	1135
				K	96	93	95	92	376	
				S	87	93	89	94	363	
5	276	Hollenstein, August	SWITZ	P	98	96	94	94	382	1135
				K	94	96	95	96	381	
				S	91	91	95	95	372	
6	138	Kervinen, Esa Einari	FINLAND	P	98	98	98	98	392	1133
				K	95	95	97	96	383	
				S	80	91	91	96	358	
7	277	Muller, Kurt	SWITZ	P	97	97	99	99	392	1131
				K	96	95	95	99	385	
				S	87	90	90	87	354	
8	148	Kocher, Harry	GERMANY	P	98	99	96	99	392	1130
				K	95	96	96	91	378	
				S	88	89	90	93	360	
9	114	Hammerer, Hubert	AUSTRIA	P	99	98	99	98	394	1125
				K	94	96	95	98	383	
				S	82	87	87	92	348	
10	137	Rissanen, Antti	FINLAND	P	97	92	94	99	382	1124
				K	92	98	97	97	384	
				S	89	88	93	88	358	
11	273	Sundberg, Nils John	SWEDEN	P	98	99	95	96	388	1122
				K	93	96	94	97	380	
				S	89	88	92	85	354	

12	272	Poignant, Jan Emil	SWEDEN	P	97	96	98	99	390	1115
				K	98	97	91	91	377	
				S	83	84	91	90	348	
13	220	Landroe, Magne	NORWAY	P	94	94	94	97	379	1114
				K	93	92	94	97	376	
				S	92	91	92	84	359	
14	147	Zaehringer, Klaus	GERMANY	P	94	94	98	98	384	1110
				K	93	86	93	91	363	
				S	88	90	93	92	363	
15	248	Gorski, Henryk	POLAND	P	96	98	92	95	381	1110
				K	95	95	95	97	382	
				S	90	83	86	88	347	
16	168	Sandor, Loltan	HUNGARY	P	97	97	100	97	391	1106
				K	89	91	90	88	358	
				S	86	91	91	89	357	
17	221	Naes, Thormod	NORWAY	P	98	97	95	99	389	1104
				K	98	94	91	91	374	
				S	89	86	86	80	341	
18	131	Stiborik, Vladimir	CZECHSLV	P	96	95	96	99	386	1104
				K	90	92	93	93	368	
				S	87	90	84	89	350	
19	169	Simko, Imre	HUNGARY	P	95	94	97	93	379	1099
				K	95	96	93	96	380	
				S	82	84	88	86	340	
20	185	Saito, Shigemi	JAPAN	P	98	98	95	99	390	1096
				K	93	88	89	92	362	
				S	93	84	85	82	344	
21	199	Nam Sang Wan	KOREA	P	93	97	90	96	376	1091
				K	90	88	93	89	360	
				S	86	90	92	87	355	
22	198	Shin, Hyun Joo	KOREA	P	93	92	95	97	377	1086
				K	94	92	91	89	366	
				S	81	84	90	88	343	
23	284	Wu Tao Yuan	TAIWAN	P	90	94	96	90	370	1073
				K	85	88	91	88	352	
				S	82	87	94	88	351	
24	217	Dekhlee, Lamjav	MONGOLIA	P	90	95	90	96	371	1070
				K	88	92	88	88	356	
				S	85	87	88	83	343	
25	240	Ang, Leopeldo B.	PHILPINS	P	95	93	97	95	380	1062
				K	90	86	88	90	354	
				S	81	83	82	82	328	
26	239	San Juan, Bernardo F.	PHILPINS	P	92	96	92	92	371	1060
				K	86	89	91	91	357	
				S	83	84	82	83	332	
27	163	Remedios, Reginald R.	HONGKONG	P	96	97	99	98	390	1031
				K	79	82	78	80	319	
				S	77	82	81	82	322	
28	186	Watanuki, Hajime	JAPAN	P	85	91	91	92	359	1028
				K	89	83	83	89	344	
				S	70	88	91	76	325	
29	289	Darbavasu, Turong	THAILAND	P	95	82	92	88	357	1008
				K	85	82	87	89	343	
				S	72	77	79	80	308	
30	288	Pancharatana, Xan	THAILAND	P	92	92	93	93	370	1005
				K	87	79	79	84	329	
				S	75	78	80	73	306	
—	123	Marsh, George S.	CANADA							

—	164	Rull, Peter Augustus	HONGKONG
—	249	Nowicki, Jerzy	POLAND
—	233	Lastarria Escobedo, C.	PERU
—	232	Caceres Lopez, Oscar	PERU

Small Bore Rifle, 3 Positions—Potite carabine, trois positions 50 m 120 shots
 33 countries 53 competitors Retired 4 Asaka Shooting Range
 9.00~15.30, Oct- 20.

Note P—Prone Position
 K—Kneeling Position
 S—Standing Position

WR 1157 Pt. Anderson, G. (U.S.A.) 1962
 OR 1149 Pt. Shamburkin, V. (U.S.S.R.) 1960

Previous Olympic Winners

1952 E. Kongshaug NORWAY
 1956 A. Bogdanov U.S.S.R.
 1960 V. Shamburkin U.S.S.R.

Place	Shooter No.	Name	Country	Position	Series				Total Points	Grand Total
					1	2	3	4		
1	304	Wigger, Lones Wesley Jr.	U.S.A.	P	99	100	100	99	398	1164 NWR, NOR
				K	97	99	98	100	394	
				S	94	99	91	88	372	
2	116	Hristov, Velitchko V.	BULGARIA	P	99	99	100	98	396	1152 NOR
				K	93	96	99	96	384	
				S	93	92	94	93	372	
3	171	Hammerl, Laszlo	HUNGARY	P	99	100	99	99	397	1151 NOR
				K	95	98	98	96	387	
				S	90	93	94	90	367	
4	148	Kocher, Harry	GERMANY	P	99	99	99	97	394	1148
				K	95	99	97	98	389	
				S	88	89	94	94	365	
5	249	Nowicki, Jerzy	POLAND	P	99	98	99	100	396	1147
				K	97	97	98	97	389	
				S	88	95	87	92	362	
6	305	Polo Tommy Gayle	U.S.A.	P	96	97	100	100	393	1147
				K	100	97	98	97	392	
				S	89	89	94	90	362	

7	260	Olarescu, Ion	RUMANIA	P	97	98	99	99	393	1144
				K	97	97	97	100	391	
				S	90	90	90	86	360	
8	277	Muller, Kurt	SWITZ	P	96	95	100	99	390	1143
				K	98	93	96	99	386	
				S	89	95	92	91	367	
9	312	Shamburkin, Victor	U.S.S.R.	P	97	98	100	99	394	1142
				K	93	94	97	95	379	
				S	93	89	91	96	369	
10	106	Tolhurst, Donald Cecil	AUSTRALA	P	98	100	98	100	396	1141
				K	95	97	99	95	386	
				S	87	86	92	94	359	
11	313	Chuian, Vladimir	U.S.S.R.	P	99	100	98	98	395	1141
				K	98	96	94	97	385	
				S	90	89	89	93	361	
12	170	Jakosits, Tibor	HUNGARY	P	97	98	99	100	394	1141
				K	99	99	96	99	393	
				S	91	88	92	83	354	
13	135	Petersen, Niels Svend	DENMARK	P	99	97	97	99	392	1140
				K	94	96	96	94	380	
				S	90	91	93	94	368	
14	136	Jensen, Ole C. H.	DENMARK	P	99	98	99	98	394	1139
				K	98	96	94	97	385	
				S	90	89	87	94	360	
15	140	Ylonen Vilho Ilmari	FINLAND	P	96	98	97	97	388	1136
				K	97	96	96	97	386	
				S	89	90	88	95	362	
16	272	Poignant, Jan Emil	SWEDEN	P	98	99	100	97	394	1135
				K	98	96	95	93	382	
				S	89	95	82	93	359	
17	278	Vogt, Erwin	SWITZ	P	98	98	100	99	395	1133
				K	96	98	97	97	388	
				S	89	88	85	88	350	
18	248	Gorski, Henryk	POLAND	P	99	100	98	100	397	1132
				K	95	98	94	97	384	
				S	83	90	88	90	351	
19	212	Vazquez Rana, Olegario	MEXICO	P	98	98	100	100	396	1132
				K	97	95	90	97	379	
				S	87	92	93	85	357	
20	261	Rotaru, Nicolae	RUMANIA	P	97	98	100	100	395	1132
				K	97	97	96	96	386	
				S	93	87	86	85	351	
21	220	Landroe, Magne	NORWAY	P	98	100	98	98	394	1131
				K	96	93	91	97	377	
				S	89	89	93	89	360	
22	147	Zachringer, Klaus	GERMANY	P	98	99	96	99	392	1131
				K	97	92	98	93	380	
				S	94	88	88	89	359	
23	117	Koen, Marcel Jossil	BULGARIA	P	97	99	97	98	391	1130
				K	97	95	99	96	387	
				S	86	92	87	87	352	
24	138	Kervinen, Esa Einari	FINLAND	P	99	97	99	99	394	1129
				K	97	95	96	97	385	
				S	85	87	89	89	350	
25	187	Ishii, Takao	JAPAN	P	95	99	98	97	389	1128
				K	98	93	94	97	382	
				S	86	92	91	88	357	
26	115	Lafortune, Francois	BELGIUM	P	97	98	98	99	392	1126
				K	95	96	96	97	384	
				S	89	87	88	86	350	

27	273	Sundberg, Nils John	SWEDEN	P	95	98	97	99	389	1123
				K	95	95	90	93	373	
				S	92	88	92	89	361	
28	131	Stiborik, Vladimir	CZECHSLV	P	98	98	98	97	391	1122
				K	89	94	95	93	371	
				S	91	88	92	89	360	
29	213	Vazqcez Rana, Abel	MEXICO	P	95	99	100	99	393	1115
				K	93	93	93	94	373	
				S	88	83	92	86	349	
30	232	Caceres Lopez, Oscar	PERU	P	99	98	97	94	388	1114
				K	90	94	97	97	378	
				S	87	90	84	87	348	
31	114	Hammerer, Hubert	AUSTRIA	P	96	98	97	96	387	1113
				K	86	92	91	95	364	
				S	90	93	86	93	362	
32	123	Marsh, George S.	CANADA	P	98	99	100	100	397	1111
				K	93	97	95	89	374	
				S	79	83	91	87	340	
33	284	Wu, Tao Yuan	TAIWAN	P	97	100	100	100	397	1107
				K	94	92	93	92	371	
				S	89	78	83	89	339	
34	185	Saito, Shigemi	JAPAN	P	97	96	99	97	389	1106
				K	92	95	96	87	370	
				S	86	91	91	79	347	
35	107	Murphy, John	AUSTRALA	P	99	96	97	99	391	1104
				K	93	94	92	91	370	
				S	84	84	87	88	343	
36	180	Crystal, Hannan	ISRAEL	P	98	99	98	96	391	1103
				K	86	94	95	94	369	
				S	89	83	89	82	343	
37	200	Huh, Wook Bong	KOREA	P	98	96	95	99	388	1103
				K	87	91	98	94	370	
				S	86	83	83	93	345	
38	124	Boa, Gilmour S.	CANADA	P	97	98	99	99	393	1100
				K	92	90	92	97	371	
				S	87	79	89	81	336	
39	206	Kremer, Victor	LUXEMBRG	P	96	97	100	98	391	1099
				K	93	93	90	92	368	
				S	84	87	88	81	340	
40	231	Van Domselaar, Johan	NETHLAND	P	99	98	100	99	396	1098
				K	96	89	94	89	368	
				S	78	83	88	85	334	
41	198	Shin, Hyun Joo	KOREA	P	96	95	98	96	385	1097
				K	95	95	92	93	375	
				S	88	79	87	83	337	
42	242	Feliciano, Adolfo S.	PHILPINS	P	96	93	98	98	385	1094
				K	92	93	92	91	368	
				S	81	83	89	88	341	
43	291	Arunvongse, Krisda	THAILAND	P	95	95	96	97	383	1093
				K	89	92	91	86	358	
				S	91	91	86	84	352	
44	100	Armella, Eduardo F.	ARGENTIN	P	95	96	93	95	379	1092
				K	97	93	85	90	365	
				S	91	87	86	84	348	
45	218	Tubed, Tserendondob	MONGOLIA	P	97	96	95	96	384	1087
				K	89	92	86	95	362	
				S	87	84	83	87	341	
46	233	Lastarria Escobedo, C.	PERU	P	98	95	98	97	388	1086
				K	93	92	92	92	369	
				S	77	84	79	89	329	

47	290	Srisathorn, Salai	THAILAND	P	97	94	97	100	388	
				K	90	93	91	87	361	
				S	81	81	86	89	337	1086
48	241	Gison, Martin M.	PHILPINS	P	95	99	98	96	388	
				K	91	92	91	92	366	
				S	80	76	81	82	319	1073
49	164	Rull, Peter Augustus	HONGKONG	P	98	99	97	98	392	
				K	91	91	90	94	366	
				S	64	76	75	74	289	1047
50	257	Chaudhry, Aziz Ahmed	PAKISTAN	P	95	93	93	95	376	
				K	85	87	91	89	352	
				S	81	82	76	73	312	1040
51	163	Remedios, Reginald R.	HONGKONG	P	98	98	99	98	393	
				K	82	83	87	83	335	
				S	84	76	78	61	299	1027
52	207	Wong, Foo Wah	MALAYSIA	P	96	82	97	98	373	
				K	80	89	83	83	335	
				S	78	71	89	73	311	1019
53	176	Sharifi, Naser	IRAN	P	92	93	98	93	376	
				K	76	81	82	78	317	
				S	76	82	87	80	325	1018
Retired	327	Chaudhry, Saifi	PAKISTAN							
Retired	121	Kyaw, Shein	BURMA							
Retired	177	Kalani, Mohammad-Jefar	IRAN							
Retired	161	Manthos, Evlambios	GREECE							

Small Bore Rifle, Prone Position==Petite carabine, position couchée 50 m 60 shots

43 countries 73 competitors, Retired 3

9.00~11.30, Oct. 16. Asaka Shooting Range

WR 595 Pt. Holup, J. (HUNGARY) 1959

OR 590 Pt. Kohnke, P. (GERMANY) 1960

Previous Olympic Winners

1908	A. A. Carnell	BRITAIN	1936	W. Rogerberg	NORWAY
1912	F. S. Hird	U.S.A.	1948	A. Cook	U.S.A.
1920	L. A. Nuesslein	U.S.A.	1952	J. Sarbu	RUMANIA
1924	G. Coquelin de Lisle	FRANCE	1956	G. R. Quellette	CANADA
1932	B. Ronnmark	SWEDEN	1960	P. Kohnke	GERMANY

Place	Shooter No.	Name	Country	Series						Points Total
				1	2	3	4	5	6	
1	171	Hammerl, Laszlo	HUNGARY	100	100	99	99	99	100	597 NWR, NOR
2	304	Wigger, Lones Wesley Jr.	U.S.A.	99	100	100	100	99	99	597 NWR, NOR
3	305	Rool, Tommy Gayle	U.S.A.	99	100	100	98	100	99	596 NWR, NOR
4	124	Boa, Gilmour S.	CANADA	100	98	98	100	99	100	595 TWR, NOR
5	261	Rotaru, Nicolae	RUMANIA	95	100	100	100	100	100	595 TWR, NOR
6	188	Rinzaki, Akihiro	JAPAN	99	98	100	99	100	98	594 NOR
7	149	Wenk, Karl	GERMANY	100	99	99	97	100	99	594 NOR
8	262	Cogut, Traian	RUMANIA	99	99	99	99	98	99	593 NOR
9	170	Jakosits, Tibor	HUNGARY	97	98	99	99	99	100	592 NOR
10	116	Hristov, Velitchko V.	BULGARIA	100	99	97	99	98	99	592 NOR
11	278	Vogt, Erwin	SWITZ	100	98	98	100	97	99	592 NOR
12	136	Jensen, Ole C. H.	DENMARK	98	98	97	100	100	99	592 NOR
13	279	Simonet, Hans	SWITZ	98	100	97	98	98	100	591 NOR
14	231	Van Domselaar, Johan	NETHLAND	97	97	99	100	99	99	591 NOR
15	318	Enrico, Forcella P.	VENEZULA	98	98	99	100	97	99	591 NOR
16	250	Marucha, Stanislaw	POLAND	98	98	99	100	98	98	591 NOR
17	155	Morgan, Thomas Peter	BRITAIN	99	98	99	99	99	97	591 NOR
18	272	Poignant, Jan Emil	SWEDEN	98	99	97	100	99	98	591 NOR
19	214	Elizondo Najera, Jesus A.	MEXICO	97	96	98	100	100	99	590 TOR
20	313	Chuiian, Vladimir	U.S.S.R.	98	99	96	98	99	100	590 TOR
21	312	Shamburkin, Victor	U.S.S.R.	98	98	98	100	98	98	590 TOR
22	108	Rule, Norman	AUSTRALA	97	98	98	100	100	97	590 TOR
23	156	Hall, John	BRITAIN	98	100	98	97	98	98	589
24	150	Bortz, Rudolf	GERMANY	99	100	99	96	96	99	589
25	117	Koen, Marcel Jossif	BULGARIA	100	98	98	99	96	98	589
26	109	Kirkwood, James	AUSTRALA	98	99	100	99	97	96	589
27	292	Chaiyanitr, Choomphol	THAILAND	97	97	97	99	99	100	589
28	114	Hammerer, Hubert	AUSTRIA	98	99	98	99	98	97	589
29	135	Petersen, Niels Svend	DENMARK	100	96	100	95	98	99	588
30	131	Stiborik, Vladimir	CZECHSLV	99	99	97	96	97	100	588
31	123	Marsh, George S.	CANADA	97	98	98	98	100	97	588
32	161	Manthos, Evlambios	GREECE	97	98	98	98	99	98	188
33	285	Pan, Kouang	TAIWAN	99	98	99	98	96	98	588
34	242	Feliciano, Adolfo S.	PHILPINS	98	100	95	99	99	97	588
35	298	Fikry, Mohamed Amin	U.S.A.	98	98	97	99	100	96	588
36	221	Naes, Thormod	NORWAY	98	94	98	98	100	99	587
37	212	Vazquez Rana, Olegario	MEXICO	99	97	100	96	99	96	587

38	129	Huber, Roberto	CHILE	97	99	99	97	97	97	586
39	165	Souza, Henry Anthony	HONGKONG	96	99	98	96	98	99	586
40	201	Choo, Wha Il	KOREA	95	99	99	98	97	98	586
41	139	Koskinen, Antti Kalervo	FINLAND	98	97	97	99	97	98	586
42	115	Lafortune, Francois	BELGIUM	97	99	96	98	98	98	586
43	140	Ylonen, Vilho Ilmari	FINLAND	97	99	96	95	100	98	585
44	220	Landroe, Magne	NORWAY	99	97	98	95	99	97	585
45	206	Kremer, Victor	LUXEMBRG	96	98	100	96	97	97	584
46	299	Elkateb, Mohamed Sami	U.A.R.	99	94	99	99	96	97	584
47	181	Sirkis, Nehemia	ISRAEL	96	95	99	99	97	98	584
48	187	Ishii, Takao	JAPAN	98	96	98	97	98	97	584
49	232	Caceres Lopez, Oscar	PERU	98	97	95	97	98	99	584
50	121	Kyaw Shein	BURMA	98	100	94	96	98	98	584
51	273	Sundberg, Nils John	SWEDEN	98	96	98	100	95	97	584
52	243	Salandanan, Pacifico Y.	PHILPINS	95	96	100	98	98	96	583
53	209	Tang, Peng Choy	MALAYSIA	98	99	97	95	97	96	582
54	286	Tai, Chao Chih	TAIWAN	97	94	97	97	98	98	581
55	122	Kyaw Aye	BURMA	95	93	99	99	97	97	580
56	145	Guy, Pierre	FRANCE	94	100	96	98	96	96	580
57	319	Agustin, Rangel	VENEZULA	96	99	97	95	95	98	580
58	253	Costa, Manuel	PORTUGAL	95	99	97	96	98	95	580
59	101	Lopez, Melchor J.	ARGENTIN	98	98	96	95	95	97	579
60	102	Nassiff, Cirilo	ARGENTIN	98	95	97	98	97	94	579
61	178	Mobaser, Cholam-Hossein	IRAN	99	98	96	96	94	96	579
62	267	Medina, Pedro	SPAIN	96	98	97	97	96	95	579
63	180	Crystal, Hannan	ISRAEL	98	98	93	95	98	97	579
64	177	Kalani, Mohammad-Jafar	IRAN	96	96	96	96	96	96	576
65	200	Huh, Wook Bong	KOREA	96	95	98	94	96	95	574
66	208	Filmer, Dennis	MALAYSIA	95	98	95	97	95	94	574
67	293	Purnaveja, Hongsa	THAILAND	97	96	97	95	95	94	574
68	234	Caceres Lopez, Javier	PERU	98	95	94	93	98	94	572
69	128	Perera, Habarakadage R.	CEYLON	93	97	97	94	94	96	571
70	164	Rull, Peter Augustus	HONGKONG	92	97	98	95	92	97	571
71	194	Vernon-Roberts, Neil	KENYA	96	95	93	94	98	94	570
72	127	Jayewardene, Ravi Vimal	CEYLON	93	97	93	94	95	96	568
73	257	Chaudhry, Aziz Ahmed	PAKISTAN	93	96	96	90	95	97	567
Retired 349		Nowicki, Jerzy	POLAND							
Retired 268		Andoin, Jose Manuel	SPAIN							
Retired 218		Tubed, Tserendondob	MONGOLLA							



Small Bore Rifle-Prone winners
Les vainqueurs de Petite Carabine,
position couchée

- ① L. Hammerl (HUN)
- ② L. Wigger Jr. (USA)
- ③ T. Pool (USA)

Free Pistol=Pistolet libre 50 m 60 shots
 34 countries 52 competitors retired 2
 9.00~12.00 Oct. 18. Asaka Shooting Range

WR 566 point Jassinski, A. (U.S.S.R.) 1955
 OR 560 point Gustchin, A. (U.S.S.R.) 1960

Previous Olympic Winners

1896	S. Paine	U.S.A.	1948	E. Vasquez Cam	PERU
1900	C. Roderer	SWITZ	1952	H.L. Benner	U.S.A.
1912	A. P. Lane	U.S.A.	1956	P. T. Linnosvuop	FINLAND
1920	C. T. Frederick	U.S.A.	1960	A. Gustchin	U.S.S.R.
1936	T. Ullmann	SWEDEN			

Place	Shooter No.	Name	Country	Series						Total Points	TOR
				1	2	3	4	5	6		
1	141	Markkanen, Vaino Johannes	FINLAND	90	96	96	94	93	91	560	
2	307	Green, Franklin C	U.S.A.	92	95	95	91	93	91	557	
3	190	Yoshikawa, Yoshihisa	JAPAN	94	89	89	93	95	94	554	
4	151	Garreis, Johann	GERMANY	86	96	94	93	94	91	554	
5	157	Chivers, Anthony James	BRITAIN	93	91	89	91	95	93	552	
6	236	Vita Segura, Antonio	PERU	95	89	92	91	91	92	550	
7	274	Larsson, Leif Uno	SWEDEN	92	92	94	91	89	91	459	
8	306	Smith, Thomas Devine III	U.S.A.	92	90	97	91	88	90	548	
9	202	Ahn, Jai Song	KOREA	94	91	91	94	89	89	548	
10	142	Huhtinen, Immo Uolevi	FINLAND	91	89	91	92	93	90	546	
11	315	Udachin, Albert	U.S.S.R.	88	90	92	95	88	92	545	
12	269	Garcia, Juan	SPAIN	87	90	94	94	91	89	545	
13	172	Kelemen, Lajos	HUNGARY	93	92	95	90	85	90	545	
14	146	Renaux, Jean	FRANCE	92	90	89	88	90	95	544	
15	118	Denev, Dentcho Todorov	BULGARIA	90	94	94	87	88	90	543	
16	126	McMahon, Garfield W.	CANADA	89	93	89	91	93	88	543	
17	281	Hemauer, Ludwig	SWITZ	89	91	86	90	94	92	542	
18	132	Kudrna, Vladimir	CZECHSLV	91	89	90	91	89	92	542	
19	264	Bratu, Neagu	RUMANIA	87	90	90	92	91	92	542	
20	173	Gonczy, Ferenc	HUNGARY	87	91	89	89	89	96	541	
21	314	Rasskazov, Evgeniy	U.S.S.R.	94	89	91	88	89	90	541	
22	263	Maghiar, Gavril	RUMANIA	93	84	92	89	91	91	540	
23	119	Kozlovski, Todor Gavrilov	BULGARIA	91	89	89	90	93	88	540	
24	280	Stoll, Ernst	SWITZ	86	90	88	91	92	92	539	
25	251	Kurzawski, Kazimierz	POLAND	87	89	90	91	90	90	537	
26	189	Takahashi, Shinji	JAPAN	87	84	93	88	93	91	536	
27	125	Hare, William E.	CANADA	88	88	87	92	91	89	535	
28	320	Edgar, Espinoza	VENEZULA	85	89	90	87	93	88	532	
29	158	Cullum, Harold	BRITAIN	87	88	89	90	84	94	532	
30	152	Kaupmannsennecke, Hans	GERMANY	93	89	79	92	87	90	530	
31	167	Gillies, William Mckay	HONGKONG	86	85	89	89	86	94	529	
32	203	Suh Kang Wook	KOREA	87	84	90	86	90	90	527	
33	182	Simomi, Ugo	ITALY	88	86	92	82	88	90	526	
34	244	Bond, Edgar Jr. V.	PHILPINS	92	79	90	88	88	89	526	
35	215	Torres Valdez, Enrique	MEXICO	81	85	88	91	93	86	524	
36	195	Horner, Michael G. D.	KENYA	90	87	94	87	84	82	524	

37	216	Ybarra Zapata, Raul	MEXICO	88	86	85	89	88	88	524
38	110	Johnson, Rodney	AUSTRALA	85	84	88	92	90	82	521
39	294	Smuthranond, Paitool	THAILAND	89	86	88	86	88	81	518
40	219	Tubeed, Miagmarjab	MONGOLIA	90	81	89	78	90	90	518
41	103	Aspitia, Humberto D. V.	ARGENTIN	85	84	84	86	88	87	514
42	255	Guillermety, Fred A.	P. RICO	88	87	85	86	79	87	512
43	166	Hoo, Kam Chiu	HONGKONG	80	84	88	83	87	88	510
44	295	Yuktanan, Amorn	THAILAND	85	84	83	85	88	84	509
45	111	Coffey, Leslie Raymond	AUSTRALA	84	86	86	83	83	86	508
46	258	Salaum, M. A.	PAKISTAN	87	81	86	77	88	88	507
47	300	Atia, Elaayed Hassan	U.S.A.	85	84	88	82	85	82	506
48	245	Ninonuedvo, Mariano S.	PHILPINS	83	79	77	92	87	83	501
49	210	Kok, Kum Woh	MALAYSIA	84	87	83	75	89	80	498
50	235	Puente Salvatierra, Pedro	PERU	71	83	88	79	89	84	494
51	193	Bridge, Roy Anthony	JAMAICA	83	83	78	88	81	79	492
52	179	Momtahen, Nosratollah	IRAN	83	73	83	77	90	84	490
Retired 130		Clopatofsky, T. A.	COLOMBIA							
Retired 270		Omist, Mariano	SPAIN							

Rapid Fire Pistol—Tir de vitesse aux silhouettes 25 m 30 shots/round

34 countries 53 competitors

9.30~1st Round 13.00~2nd Round Asaka Shooting Range

WR 595 Pt. Kropotin, A. (U.S.S.R.) 1963

OR 587 Pt. Petrescu, I. (RUMANIA) 1956

Previous Olympic Winners

1896	J. Phrangudis	GREECE	1932	R. Morigi	ITALY
1900	M. Larrouy	FRANCE	1936	C. Van Oyen	GERMANY
1908	P. Van Asbrock	BELGIUM	1948	K. Takacs	HUNGARY
1912	A. P. Lane	U.S.A.	1952	K. Takacs	HUNGARY
1920	G. Paraense	BRAZIL	1956	S. Petrescu	RUMANIA
1924	H. N. Bailey	U.S.A.	1960	McMillan	U.S.A.

Place	No.	Name	Country	Time Sec.	First Round			Second Round			Grand Total
					1	2	Total	1	2	Total	
1	143	Linnoovuop, Pentti Tapio	FINLAND	8	50	50	100	50	49	99	592 NOR
				6	49	49	98	50	50	100	
				4	50	49	99	49	47	96	
				Total			297			295	
2	265	Tripsa, Ion	RUMANIA	8	50	49	99	50	50	100	591 NOR
				6	49	50	99	50	50	100	
				4	48	49	97	49	47	96	
				Total			295			296	
3	133	Nacovsky, Lubomir	CZECHSLV	8	49	49	98	49	50	99	590 NOR
				6	48	48	96	49	50	99	
				4	50	50	100	50	48	98	
				Total			294			296	
4	282	Albrecht, Hans	SWITZ	8	49	50	99	50	50	100	590 NOR
				6	48	50	98	48	49	97	
				4	49	49	98	49	49	98	
				Total			295			295	

5	175	Kun, Szilard	HUNGARY	8	49	48	97	50	50	100	
				6	49	48	97	50	49	99	
				4	49	50	99	48	49	97	
				Total			293			296	
6	266	Rosca, Marcel	RUMANIA	8	50	50	100	50	48	98	
				6	49	50	99	50	50	100	
				4	48	47	95	48	48	96	
				Total			294			294	
7	316	Bakalov, Igor	U.S.S.R.	8	50	48	98	48	49	97	
				6	49	50	99	49	49	98	
				4	50	47	97	50	49	99	
				Total			294			294	
8	192	Kubo, Kanji	JAPAN	8	49	50	99	50	48	98	
				6	50	48	98	50	49	99	
				4	47	48	95	48	50	98	
				Total			292			295	
9	134	Falta, Ladislav	CZECHSLV	8	50	49	99	49	48	97	
				6	50	48	98	49	49	98	
				4	48	48	96	50	49	99	
				Total			293			294	
10	159	Clark, Anthony John	BRITAIN	8	50	50	100	50	49	99	
				6	49	50	99	49	50	99	
				4	48	47	95	48	47	95	
				Total			294			293	
11	283	Schneider, Hansruedi	SWITZ	8	48	50	98	50	50	100	
				6	50	49	99	50	48	98	
				4	50	47	97	46	48	94	
				Total			294			292	
12	308	McMillan William Willard	U.S.A.	8	49	49	98	50	49	99	
				6	48	49	97	48	50	98	
				4	48	50	98	50	46	96	
				Total			293			293	
13	154	Jacobi, Lothar	GERMANY	8	49	49	98	49	50	99	
				6	50	48	98	50	49	99	
				4	50	45	95	47	49	96	
				Total			291			294	
14	146	Renaux, Jean	FRANCE	8	48	49	97	50	50	100	
				6	50	49	99	50	50	100	
				4	49	45	94	49	45	94	
				Total			290			294	
15	252	Zapedzki, Jozef	POLAND	8	49	48	97	50	48	98	
				6	50	50	100	50	49	99	
				4	49	47	96	46	48	94	
				Total			293			291	
16	317	Zabelin, Alexandr	U.S.S.R	8	50	48	98	48	50	98	
				6	49	50	99	49	50	99	
				4	49	48	97	45	48	93	
				Total			294			290	
17	309	Teague, Edwin Lee	U.S.A.	8	47	50	97	49	49	98	
				6	50	49	99	47	50	97	
				4	47	50	97	46	49	95	
				Total			293			290	
18	118	Denev, Dentcho Todorov	BULGARIA	8	50	50	100	49	50	99	
				6	48	49	97	49	44	93	
				4	48	49	97	46	50	96	
				Total			294			288	
19	112	Papps, Michael Francis	AUSTRALA	8	49	49	98	50	48	98	
				6	49	50	99	49	50	99	
				4	47	47	94	47	47	94	
				Total			291			291	

20	113	Gonczol, Tibor	AUSTRALA	8	48	50	98	50	49	99	
				6	49	48	97	48	50	98	
				4	45	48	93	47	49	96	
				Total			288			293	
21	162	Papageorgopoulos, A.	GREECE	8	49	49	98	50	48	98	
				6	49	49	98	49	50	99	
				4	43	49	92	48	48	96	
				Total			288			293	
22	125	Hare, William E.	CANADA	8	49	49	98	50	50	100	
				6	45	49	94	50	50	100	
				4	45	48	93	47	47	94	
				Total			285			294	
23	174	Balla, Gabor	HUNGARY	8	49	48	97	48	48	96	
				6	49	50	99	50	48	98	
				4	45	49	94	46	49	95	
				Total			290			289	
24	191	Ochiai, Osamu	JAPAN	8	49	49	98	50	48	98	
				6	49	48	97	49	48	97	
				4	46	47	93	48	48	96	
				Total			288			291	
25	275	Berntsson, Stig Beril	SWEDEN	8	49	47	96	47	49	96	
				6	49	49	98	49	49	98	
				4	47	48	95	47	48	95	
				Total			289			289	
26	153	Feller, Gerhard	GERMANY	8	49	47	96	50	49	99	
				6	48	49	97	48	47	95	
				4	47	48	95	48	47	95	
				Total			288			289	
27	144	Sievanen, Kalle Emil	FINLAND	8	50	49	99	49	50	99	
				6	50	50	100	48	50	98	
				4	45	47	92	44	44	88	
				Total			291			285	
28	105	Fernandez, Manuel Jose	ARGENTIN	8	48	50	98	50	49	99	
				6	46	49	95	49	50	99	
				4	46	47	93	46	46	92	
				Total			286			290	
29	222	Zwetnow, Nicolai	NORWAY	8	48	48	96	48	49	97	
				6	46	49	95	48	48	96	
				4	49	47	96	49	47	96	
				Total			287			289	
30	297	Somanatemega, Sumon	THAILAND	8	48	49	97	49	50	99	
				6	47	49	96	48	48	96	
				4	46	46	92	48	47	95	
				Total			285			290	
31	184	Liverzani, Giovanni	ITALY	8	49	49	98	49	49	98	
				6	48	49	97	50	49	99	
				4	47	39	86	49	47	96	
				Total			281			293	
32	104	Oxoby, Juan Carlos	ARGENTIN	8	49	49	98	48	48	97	
				6	47	47	94	48	48	96	
				4	47	47	94	45	50	95	
				Total			286			288	
33	271	Thomas, Juan	SPAIN	8	49	48	97	47	48	95	
				6	47	50	97	50	49	99	
				4	46	46	92	46	48	94	
				Total			286			288	
34	237	Cornejo Calderno, G.	PERU	8	49	50	99	49	48	97	
				6	44	48	92	49	48	97	
				4	46	49	95	47	46	93	
				Total			286			287	

35	296	Kasiwat, Tawesak	THAILAND	8	50	48	98	48	46	94	
				6	48	47	95	48	47	95	
				4	49	47	96	47	46	93	
				Total			289			282	
36	183	Amicosante, Ugo	ITALY	8	50	48	98	49	48	97	
				6	48	50	98	50	48	98	
				4	48	40	88	45	46	91	
				Total			284			286	
37	256	Lyon, Leon	P. RICO	8	49	48	97	46	50	96	
				6	49	50	99	47	49	96	
				4	44	46	90	47	45	92	
				Total			286			284	
38	160	Bray, Alan Herbert	BRITAIN	8	47	48	95	50	50	100	
				6	47	49	96	48	49	97	
				4	44	46	90	46	45	91	
				Total			281			288	
39	205	Lee, Jong Hyun	KOREA	8	47	47	94	48	49	97	
				6	49	48	97	47	39	86	
				4	46	47	93	49	49	98	
				Total			284			281	
40	321	Jose Antonio, Chalbaud T.	VENEZULA	8	49	48	97	47	49	96	
				6	48	48	96	49	45	94	
				4	43	46	89	47	46	93	
				Total			282			283	
41	130	Clopatofsky, T. A.	COLOMBIA	8	47	48	95	46	47	93	
				6	48	48	96	48	49	97	
				4	45	45	90	46	43	89	
				Total			281			279	
42	301	Zohdy, Abdallah	U.A.R.	8	47	47	94	50	47	97	
				6	49	46	95	44	48	92	
				4	36	46	82	47	48	95	
				Total			271			284	
43	238	Malpartida, L. T. Armando	PERU	8	49	46	95	48	49	97	
				6	45	47	92	48	44	92	
				4	46	40	86	46	45	91	
				Total			273			280	
44	197	Bull, Leonard James	KENYA	8	47	47	94	49	45	94	
				6	46	47	93	48	48	96	
				4	44	46	90	41	45	86	
				Total			277			276	
45	254	Cayolla, Jose	PORTUGAL	8	49	50	99	47	48	95	
				6	49	47	96	48	39	87	
				4	36	45	81	48	46	94	
				Total			276			276	
46	204	Bahk, Nahmkyu	KOREA	8	45	47	92	48	49	97	
				6	46	47	93	48	45	93	
				4	43	46	89	44	44	88	
				Total			274			278	
47	126	McMahon, Garfield W.	CANADA	8	48	50	98	49	50	99	
				6	46	48	94	48	49	97	
				4	31	47	78	40	45	85	
				Total			270			281	
48	247	Miranda, Horacio R.	PHILPINS	8	49	48	97	47	46	93	
				6	45	49	94	47	45	92	
				4	45	42	87	41	44	85	
				Total			278			270	
49	259	Rashid, Hav Abdur	PAKISTAN	8	44	43	87	44	47	91	
				6	45	47	92	46	43	89	
				4	45	45	90	47	42	89	
				Total			269			269	

50	246	Miranda, Paterno, R.Jr.	PHILPINS	8	48	46	94	46	47	93	
				6	45	44	89	45	48	93	
				4	46	46	92	39	35	74	
				Total			275			260	535
51	196	Handford-Rice, Alan	KENYA	8	48	48	96	47	46	93	
				6	43	45	88	45	49	94	
				4	34	36	70	28	46	74	
				Total			254			261	515
52	211	Loh, Ah Chee	MALAYSIA	8	35	48	83	46	46	92	
				6	44	39	83	46	46	92	
				4	41	40	81	42	22	64	
				Total			247			248	495
53	287	Ma, Chen Shan	TAIWAN	8	47	47	94	43	47	90	
				6	46	47	93	37	45	82	
				4	24	34	58	27	38	65	
				Total			245			237	482
Retired 120		Popov, Stoyan Philipov	BULGARIA								
Retired 179		Momtahn, Nosratollah	IRAN								
Retired 219		Tubed, Miagmarjab	MONGOLIA								

Clay Pigeon Shooting==Tir aux pigeons d'argile 25 shots/round

28 countries 51 competitors, Retired 2

Oct. 15, 16, 17, Tokorozawa Shooting Range

OR 195 Pt. Rossini, Lliano (ITALY) 1960

Previous Olympic Winners

1900	R. De Barbarin	FRANCE	1924	J. Halasy	HUNGARY
1908	W. H. Ewing	CANADA	1952	G. P. Genereux	CANADA
1912	J. R. Graham	U.S.A.	1956	I. Dumitrescu	RUMANIA
1920	P. McArie	U.S.A.	1960	L. Rossini	ITALY

Place	Shooter No.	Name	Country	Round								Total Points	
				1	2	3	4	5	6	7	8		
1	4	Mattarelli, Ennio	ITALY	25	24	24	25	25	25	25	25	198	NOR
2	7	Senichev, Pavel	U.S.S.R.	25	25	22	25	23	24	25	25	194 (25)	
3	18	Morris, William C. III	U.S.A.	25	24	23	23	25	25	25	24	194 (24)	
4	5	Rossini, Lliano	ITALY	25	25	24	24	24	25	24	23	194 (23)	
5	1	Dumitrescu, Ion	RUMANIA	24	24	23	24	24	24	25	25	193	
6	35	Lira, Mario Enrique	CHILE	25	25	24	24	24	25	23	23	193	
7	13	Braithwaite, John Robert	BRITAIN	25	24	22	23	25	25	24	24	192	
8	23	Marscheider, Joachim	GERMANY	22	23	24	25	24	25	23	25	191	
9	9	Meixner, Josef	AUSTRIA	23	25	22	23	23	24	25	25	190	



At the Tokorozawa Trap Shooting Range



Clay Pigeon event being won by

E. Mattarelli

① **E. Mattarelli** (ITA)

② **P. Senichev** (URS)

③ **W. Morris III** (USA)





Rapid Fire Pistol events


Small Bore Rifle Position event





L. Hammerl (HUN) winning the Small Bore Rifle Position event

Result Board showing progress of the Shooting events





The winners of the Small Bore Rifle 3 Position event. From left, Third L. Hammerl (HUN), First L. Wigger (USA) and Second V. Hristov (BUL)



The winners in the Free Pistol event

① V. Markkanen (FIN) ② F. Green (USA) ③ Y. Yoshikawa (JPN)



Rapid Fire Pistol event winners

① P. Linnosvuop (FIN) ② I. Tripsa (RUM) ③ L. Nacovsky (CZS)



Volley-Ball

Fédération Internationale de Volley-Ball

President Paul Libaud

Secretary Henri Aujard

Treasurer

Japan Volley-Ball Association

President : Nishikawa, Masaichi

Chairman : Maeda, Yutaka

Member of Technical Sports Committee of O.O.C. Imataka, Shoichi

Jury Paul Libaud

Angue Barzackhi

Jaroslav Vevoda

Harry E. Wilson

Vladimir Savvine

Gabriel Cherebetiu

Nishikawa, Masaichi

Maeda, Yutaka

Sports Andre Holvay
Organizing Kazimier Stanisweski
Committee

Olivier Bruyr

Henri Aujard

Constantin Constantinov

Imataka, Shoichi

Ikeda, Kyuzo

Referees

Tchnilin

Constantin Armasescu

Ilario Toriolo

Karl-Heinz Schuster

Walter Alvez

Newton Leibnitz

Lubomir Kettner

Laszlo Ormai

Y.M. Ku

H.S. Han

P.P. Moerman

Constantin Florescu

Mircea Albut

Alton W. Fish

Szele

Bloudov

Georgi Krastev

Glen Davies

Nokihara, Masashige

Ikeda, Kyuzo

Okura, Toshihiko

Yoshihara, Kazuo

Suemasa, Keiichi

Candidates Kiyama, Ryuichi

Narukawa, Mutsushi

Nakajima, Katsumasa

Kuwahara, Hiroshi

Sunada, Takashi

Yamagishi, Kazuo

Matsumoto, Miki

Game Schedule—Horaire des Epreuves

(at Komazawa)

▲: Female

(at Yokohama Cultural Gymnasium)

▲: Female

No.	Date	Time					No.	Date	Time				
		A.M. 11.00	P.M. 1.00	P.M. 3.00	P.M. 5.00	P.M. 7.00			A.M. 11.00	P.M. 1.00	P.M. 3.00	P.M. 5.00	P.M. 7.00
1	11 SUN.	KOREA POLAND ▲	RUMANIA U.S.S.R. ▲	JAPAN U.S.A.			1	11 SUN.					
2	12 MON.						2	12 MON.			KOREA U.S.S.R. ▲	POLAND U.S.A. ▲	JAPAN RUMANIA ▲
3	13 TUES.	NETHLAND U.S.A.	CZECHSLV HUNGARY		RUMANIA U.S.A. ▲	BRAZIL BULGARIA	3	13 TUES.				RUMANIA U.S.S.R.	JAPAN KOREA
4	14 WED.	NETHLAND U.S.S.R.	BRAZIL RUMANIA		KOREA U.S.A.	HUNGARY JAPAN	4	14 WED.				BULGARIA CZECHSLV	JAPAN KOREA ▲
5	15 THUR.	BULGARIA RUMANIA	POLAND U.S.S.R.		KOREA U.S.S.R.	CZECHSLV JAPAN	5	15 THUR.				BRAZIL NETHLAND	HUNGARY U.S.A.
6	16 FRI.	REST					6	16 FRI.	REST				
7	17 SAT.	BULGARIA JAPAN	CZECHSLV U.S.A.		NETHLAND RUMANIA	HUNGARY U.S.S.R.	7	17 SAT.		U.S.A. U.S.S.R. ▲	BRAZIL KOREA		
8	18 SUN.	KOREA RUMANIA	JAPAN POLAND ▲		BRAZIL HUNGARY	CZECHSLV U.S.S.R.	8	18 SUN.		BULGARIA NETHLAND	JAPAN U.S.A.		
9	19 MON.	BULGARIA U.S.A.	KOREA NETHLAND		KOREA RUMANIA ▲	JAPAN U.S.S.R.	9	19 MON.				BRAZIL CZECHSLV	HUNGARY RUMANIA
10	20 TUES.	REST					10	20 TUES.	REST				
11	21 WED.	KOREA U.S.A. ▲	BRAZIL JAPAN		BULGARIA KOREA	CZECHSLV RUMANIA	11	21 WED.				HUNGARY NETHLAND	U.S.A. U.S.S.R.
12	22 THUR.	HUNGARY KOREA	CZECHSLV NETHLAND		BRAZIL U.S.A.	JAPAN RUMANIA	12	22 THUR.				BULGARIA U.S.S.R.	POLAND RUMANIA ▲
13	23 FRI.	BRAZIL U.S.S.R.	CZECHSLV KOREA		BULGARIA HUNGARY	JAPAN U.S.S.R. ▲	13	23 FRI.	JAPAN NETHLAND	RUMANIA U.S.A.			

Match No. 1		Time		11.17-12.23		Netherlands					0					(10-15)					3					U.S.A.														
Referee		Nokihara, Masashige		(JAPAN)																	(13-15)					(6-15)					Umpire					Florescu, Const. (RUMANIA)				
No.	Name	Points					Missed Points					Side out					Successes					Side out					Misses					Service Points								
		1	2	3	4	5	Tot	1	2	3	4	5	Tot	1	2	3	4	5	Tot	1	2	3	4	5	Tot	1	2	3	4	5	Tot	1	2	3	4	5	Tot			
Netherlands		Technical Fouls					0					0					0					1					0					0								
1	Korsloot, Jacob	-	0	-		0	-	0	-		0	-	0	-		0	-	0	-		0	-	1	-		0	-	1	-		0	-	0	-		0	0			
2	Koolen, Jurjaan C.	-	1	0		1	-	0	0		0	-	0	0		0	-	0	0		0	-	0	0		0	-	0	0		0	-	0	0		0	0			
3	Tinkhol, Johannes G.G.	0	-	-		0	3	-	-		3	1	-	-		1	2	-	-		2	0	-	-		0	2	0	-		0	-	0	-		0	0			
4	Oosterbaan, Jan Martinus	0	0	0		0	1	0	0		1	0	3	3		6	0	0	1		1	0	0	0		0	1	0	0		0	-	0	0		0	0			
5	Groenhuijzen, Robert G.	1	0	1		2	0	1	0		1	4	3	3		10	3	2	1		6	0	0	0		0	6	0	0		0	-	0	0		0	0			
6	Swieter Pieter	0	3	0		3	0	1	1		2	2	4	1		7	1	0	0		1	1	1	0		0	1	1	1		0	-	2			2	2			
7	VanWijnen, JohanWilhelm	-	-	0		0	-	-	0		0	-	-	0		0	-	-	0		0	-	-	0		0	-	-	0		0	-	-	0		0	0			
8	De Vink, Jacques	0	1	0		1	1	2	1		4	5	3	4		12	2	1	1		4	1	0	0		0	4	1	0		0	-	1			1	1			
9	Van Der Stoep, Dingeman	1	0	0		1	0	2	0		2	1	0	1		2	1	0	0		1	0	0	0		0	1	0	2		1	-	3			3	3			
10	Ewalds, Jacques	-	-	-		-	-	-	-		-	-	-	-		-	-	-	-		-	-	-	-		-	-	-	-		-	-	-	-		-	-			
11	Van Der Hoek, Johannes	0	0	0		0	0	0	0		0	1	0	1		2	1	1	1		3	1	1	0		0	3	1	1		0	-	2			2	2			
12	Constandse, Franklin L.	-	-	-		-	-	-	-		-	-	-	-		-	-	-	-		-	-	-	-		-	-	-	-		-	-	-	-		-	-			
Total		2	5	1		8	5	6	2		13	14	13	13		40	10	5	4		19	3	4	1		8	19	3	4		1	-	8			8	8			

Match No. 2		Time		13.16-15.36		Czechoslovakia					3					(15-10)					2					Hungary																								
Referee		Okura, Toshihiko		(JAPAN)																	(12-15)					(13-15)					(15-9)					(15-10)					Umpire					Davies, Glen (U.S.A.)				
No.	Name	Points					Missed Points					Side out					Successes					Side out					Misses					Service Points																		
		1	2	3	4	5	Tot	1	2	3	4	5	Tot	1	2	3	4	5	Tot	1	2	3	4	5	Tot	1	2	3	4	5	Tot	1	2	3	4	5	Tot													
Czechoslovakia		Technical Fouls					0					0					0					0					0					0					0													
1	Smidl, Vaclav	4	0	0	1	2	7	1	0	1	1	0	3	3	6	6	4	4	23	0	0	0	0	0	0	0	0	0	0	0	0	0	0	0	0	0	0	0	0	0	0	0	0							
2	Sorm, Josef	-	-	0	1	0	1	-	-	0	0	0	0	-	-	0	1	4	5	-	-	0	0	2	2	-	-	1	0	0	1	-	0	0	1	0	0	1	0	0	1	0	1							
3	Humhal, Zdenek	-	-	0	-	0	0	-	-	0	0	0	0	-	-	0	-	0	0	-	-	0	0	0	-	-	0	-	0	0	-	-	0	-	0	0	0	-	0	-	0	0	0							
4	Labuda, Josef	-	-	-	-	-	-	-	-	-	-	-	-	-	-	-	-	-	-	-	-	-	-	-	-	-	-	-	-	-	-	-	-	-	-	-	-	-	-	-	-	-	-							
5	Musil, Josef	0	0	0	0	1	1	1	1	1	1	0	4	0	1	0	1	1	3	0	1	0	0	1	2	0	0	0	0	0	0	0	0	0	0	0	0	0	0	0	0	0	0							
6	Kop, Petr	3	0	2	4	1	10	0	1	1	1	3	0	2	8	2	4	16	0	0	1	0	1	2	0	0	1	0	0	1	2	0	0	1	0	0	1	0	0	0	1	0								
7	Cuda, Milan	-	-	-	-	-	-	-	-	-	-	-	-	-	-	-	-	-	-	-	-	-	-	-	-	-	-	-	-	-	-	-	-	-	-	-	-	-	-	-	-	-	-							
8	Paulus, Karel	-	-	-	0	0	-	-	-	0	0	0	-	-	-	0	0	0	-	-	-	0	0	-	-	-	-	0	0	-	-	-	-	0	0	-	-	-	-	0	0	0								
9	Golian, Bohumil	0	2	1	2	0	5	0	1	0	0	0	1	1	0	1	4	3	9	0	0	0	1	2	3	0	0	0	0	0	0	0	0	0	0	0	0	0	0	0	0	0								
10	Perusic Boris	0	0	-	-	0	0	0	0	-	-	0	0	0	0	-	-	0	0	0	0	0	-	1	1	0	0	-	-	0	0	-	0	0	-	0	0	-	0	0	0	0	0							
11	Schenk, Pavel	0	3	0	-	-	3	0	0	0	-	-	0	1	4	2	-	-	7	1	0	0	-	-	1	0	0	0	-	-	0	0	-	0	0	-	0	-	-	0	0	-	0	0						
12	Toman, Ladislav	0	1	2	0	3	6	1	0	0	3	1	5	2	5	7	2	4	20	1	0	2	1	3	7	0	0	0	0	0	0	0	0	0	0	0	0	0	0	0	0	0								
Total		7	6	5	8	7	33	3	2	3	6	2	16	7	18	24	14	20	83	2	1	3	2	10	18	0	0	2	0	0	0	2	0	0	0	2	0	0	2	0	0	2								

Match No. 3		Time		19.15-20.52		Bulgaria					3					(16-14)					0					Brazil														
Referee		Tchnilin (U.S.S.R.)																			(15-10)					(15-6)					Umpire					Suemasa, Keiichi (JAPAN)				
No.	Name	Points					Missed Points					Side out					Successes					Side out					Misses					Service Points								
		1	2	3	4	5	Tot	1	2	3	4	5	Tot	1	2	3	4	5	Tot	1	2	3	4	5	Tot	1	2	3	4	5	Tot	1	2	3	4	5	Tot			
Bulgaria		Technical Fouls					0					0					0					0					0					0								
1	Karov, Dimitre Lukov	0	1	0		1	0	1	0		1	0	1	1		2	3	0	1		4	0	1	0		1	4	0	1		0	-	1			1	1			
2	Kotchev, Ivan Petrov	1	2	1		4	0	0	0		0	3	4	7		14	0	0	2		2	0	0	0		0	2	0	0		0	-	0			0	0			
3	Konstantinov, Georgi A.	0	-	-		0	0	-	-		0	6	-	-		6	3	-	-		3	0	-	-		0	3	0	-		0	-	0			0	0			
4	Christov, Petko Pantelev	3	4	0		7	2	0	1		3	9	3	7		19	1	0	2		3	0	0	0		0	3	0	0		0	-	0			0	0			
5	Kratchmarov, Petar S.	0	0	-		0	0	0	0		0	0	0	0		0	0	0	0		0	0	0	0		0	-	0	0		0	-	0			0	0			
6	Srandev, Simeon M.	1	2	3		6	1	1	0		2	10	6	4		20	4	1	1		6	0	1	1		2	6	0	1		1	-	2			2	2			
7	Stoyanov, Klatchezar M.	-	-	-		-	-	-	-		-	-	-	-		-	-	-	-		-	-	-	-		-	-	-	-		-	-	-	-		-	-			
8	Giuderov, Boris Vassilev	0	0	-		0	0	1	-		1	6	1	-		7	3	2	-		5	0	0	-		0	5	0	0		0	-	0			0	0			
9	Ivanov, Kiril Metodiev	-	-	-		-	-	-	-		-	-	-	-		-	-	-	-		-	-	-	-		-	-	-	-		-	-	-	-		-	-			
10	Slavov, Slavtcho Stoyanov	-	0	1		1	-	0	1		1	-	2	3		5	-	0	1		1	-	0	0		0	1	-	0		0	-	0			0	0			
11	Boyardjev, Georgi Spassov	0	1	2		3	0	3	0		3	1	0	0		1	1	2	1		4	0	1	0		0	4	0	1		0	-	1			1	1			
12	Koritarov, Angel B.	0	-	-		0	0	-	-		0	0	-	-		0	0	-	-		0	0	-	-		0	0	0	-		0	-	0			0	0			
Total		5	10	7		22	3	6	2		11	35	17	22		74	15	5	8		28	0	3	1		4	28	0	3		1	-	4			4	4			

No.	Name	Points					Missed Points					Side out Successes					Side out Misses					Service Points											
		1	2	3	4	5	Tot	1	2	3	4	5	Tot	1	2	3	4	5	Tot	1	2	3	4	5	Tot	1	2	3	4	5	Tot		
	U.S.A.	Technical Fouls					0	0	0				0																				
1	Velasco, Pedro	3	1	0			4	0	0	0		0	0	1	0		1	0	0	0		0	1	0	0								1
4	Lang, Ronald Dwayne	0	0	-			0	1	1	-		2	0	2	-		2	1	1	-		2	0	0	-								0
5	Highland, Jacob Alapaki	-	-	-			-	-	-	-		-	-	-	-		-	-	-	-		-	-	-	-								-
6	O'Hara, Michael Futch	-	-	2			2	-	-	1		1	-	-	3		3	-	-	0		0	-	-	0								0
7	Griebenow, William Earl	-	-	2			2	-	-	0		0	-	-	1		1	-	-	1		1	-	-	0								0
8	Bright, David Michael	0	2	0			2	1	2	0		3	3	4	4		11	2	0	1		3	0	1	0								1
9	Hammer, Richard Bernarr	-	-	-			-	-	-	-		-	-	-	-		-	-	-	-		-	-	-	-								-
10	Nelson, Charles T.	-	-	-			-	-	-	-		-	-	-	-		-	-	-	-		-	-	-	-								-
11	Taylor, John Franklin	-	-	-			-	-	-	-		-	-	-	-		-	-	-	-		-	-	-	-								-
12	Brown, Barry R.	0	1	-			1	2	0	-		2	4	3	-		7	1	4	-		5	0	0	-								0
13	Erickson, Keith R.	2	1	4			7	1	1	1		3	3	3	2		8	1	2	1		4	1	1	1								3
14	Suwara, Ernest	0	0	4			4	0	0	2		2	3	5	3		11	3	3	0		6	3	2	0								5
	Total	5	5	12			22	5	4	4		13	13	18	13		44	8	10	3		21	5	4	1								10

No.	Name	Points					Missed Points					Side out Successes					Side out Misses					Service Points									
		1	2	3	4	5	Tot	1	2	3	4	5	Tot	1	2	3	4	5	Tot	1	2	3	4	5	Tot	1	2	3	4	5	Tot
	Hungary	Technical fouls					0	0	0	0	0	0																			
1	Czafik, Bela	0	0	1	0	0	1	1	1	0	0	1	3	0	0	0	1	1	0	0	0	0	0	2	2	1	0	1	0	1	3
2	Ivancso, Vilmos	-	-	-	0	-	0	-	-	0	-	0	-	0	-	0	-	-	-	0	-	0	-	0	-	-	-	0	-	0	
3	Lantos, Csaba	0	2	1	0	1	4	1	1	2	0	4	0	2	3	0	4	9	0	1	0	0	1	2	0	0	0	0	0	0	
4	Bodo, Gabor	-	-	-	-	-	-	-	-	-	-	-	-	-	-	-	-	-	-	-	-	-	-	-	-	-	-	-	-	-	
5	Molnar, Istvan	1	0	1	2	3	7	4	3	1	2	0	10	1	6	3	5	2	17	1	1	0	0	0	2	0	1	0	0	1	
6	Prouza, Otto	-	-	0	0	0	0	-	-	0	0	0	-	-	0	0	0	-	-	0	0	0	0	0	0	-	-	0	0	0	
7	Tuske, Ferenc	-	-	0	0	0	0	-	-	0	0	0	-	-	0	2	0	2	-	-	0	0	0	0	0	-	-	0	0	0	
8	Florian, Tibor	1	2	2	0	2	7	1	0	1	0	1	3	2	3	2	1	3	11	0	0	0	0	1	1	0	1	1	0	2	
9	Galos, Laszlo	0	3	1	0	0	4	1	0	1	1	1	4	2	1	3	1	1	8	1	1	0	0	0	2	0	0	0	0	0	
10	Kangyerka, Antal	-	-	-	-	-	-	-	-	-	-	-	-	-	-	-	-	-	-	-	-	-	-	-	-	-	-	-	-	-	
11	Tatar, Mihaly	2	2	1	1	0	6	0	1	0	2	1	4	2	6	9	4	3	24	2	2	0	3	0	7	0	0	0	0	0	
12	Janosi, Ferenc	1	2	3	0	1	7	0	0	1	2	4	7	2	6	3	3	0	14	1	1	2	1	1	6	1	0	0	0	1	
	Total	5	11	10	3	7	36	8	6	6	7	8	35	9	24	23	16	14	86	5	6	2	4	5	22	2	2	2	0	1	

No.	Name	Points					Missed Points					Side out Successes					Side out Misses					Service Points											
		1	2	3	4	5	Tot	1	2	3	4	5	Tot	1	2	3	4	5	Tot	1	2	3	4	5	Tot	1	2	3	4	5	Tot		
	Brazil	Technical Fouls					0	0	0				0																				
1	Franca, Joao Claudio	0	0	-			0	0	0	-		0	0	2	-		2	0	0	-		0	0	0	-								0
2	Schwartz Da Costa, Jose M.	-	-	0			0	-	-	0		0	-	-	0		0	-	-	0		0	-	-	0								0
3	Leao De Oliveira, H.	0	0	1			1	0	0	0		0	0	0	0		0	0	0	0		0	0	0	1								1
4	DeVictor, Newdon Emanuel	4	0	1			5	4	0	2		6	10	2	3		15	1	1	1		3	1	1	0								2
5	Albano Feitosa, Carlos E.	0	1	0			1	1	0	1		2	2	4	3		9	0	0	0		0	1	1	0								2
6	Volpi, Marco Antonio	0	0	1			1	0	1	1		2	3	3	4		10	1	0	0		1	1	0	0								1
7	Nuzman, Carlos Arthur	0	0	-			0	0	0	-		0	2	0	-		2	0	0	-		0	0	0	-								0
8	De Oliveira Ramalho, J.	2	0	-			2	1	1	-		2	4	1	-		5	1	1	-		2	0	0	-								0
9	Viotti De Azevedo, Decio	0	1	0			1	4	0	1		5	3	3	3		9	4	0	0		4	0	0	0								0
10	Barcellos Borges, V. M.	1	0	0			1	1	0	2		3	4	0	2		6	2	1	1		4	1	0	0								1
	Total	7	2	3			12	11	2	7		20	28	15	15		58	9	3	2		14	4	2	1								7

Match No. 4		Time 17.15~18.56		Rumania 0		(8-15)		3		U.S.S.R.		Referee Kettner (CZECHSLV)		Umpire Leibnitz, Newton (BRAZIL)																
No.	Name	Points					Missed Points					Side out Successes					Side out Misses					Service Points								
		I	2	3	4	5	Tot	I	2	3	4	5	Tot	I	2	3	4	5	Tot	I	2	3	4	5	Tot	I	2	3	4	5
Rumania		Technical Fouls					0 0 0					0																		
1	Fieraru, Gheorghe	1	1	0			2	0	1	0			1	0	1	0			1	1	1	1			3	0	0	0		0
2	Nicolau, Horatiu	1	1	-			2	1	1	-			2	7	5	-			12	2	0	-			2	0	0	-		0
3	Dragan, Aurel	0	0	0			0	1	0	2			3	2	1	1			4	2	1	2			5	0	1	0		1
4	Szocs, Iuliu	1	-	-			1	3	-	-			3	8	-	-			8	4	-	-			4	0	-	-		0
5	Schreiber, Wiliam	-	-	-			-	-	-	-			-	-	-	-			-	-	-	-			-	-	-	-		-
6	Grigorovici, Mihai	0	1	1			2	1	0	0			1	2	7	4			13	2	3	0			5	0	0	0		0
7	Plocon, Davila	-	-	1			1	-	-	4			4	-	-	6			6	-	-	0			0	-	-	0		0
8	Barbuta, Nicolae	-	-	0			0	-	-	0			0	-	-	4			4	-	-	1			1	-	-	0		0
9	Derzsi, Eduard	0	2	0			2	2	3	1			6	4	4	0			8	5	2	0			7	0	1	0		1
10	Chezan, Mihai	-	-	-			-	-	-	-			-	-	-	-			-	-	-	-			-	-	-	-		-
11	Ganciu, Constantin	0	-	1			1	0	-	0			0	0	-	1			1	0	-	2			2	0	-	0		0
12	Coste, Mihai	0	0	3			3	0	2	1			3	0	2	8			10	0	1	2			3	0	0	1		1
Total		3	5	6			14	8	7	8			23	23	20	24			67	16	8	8			32	0	2	1		3

Match No. 5		Time 19.16~20.37		Japan 3		(17-15)		0		Korea		Referee Fish, Alton (U.S.A.)		Umpire Ormai, Laszlo (HUNGARY)																
No.	Name	Points					Missed Points					Side out Successes					Side out Misses					Service Points								
		I	2	3	4	5	Tot	I	2	3	4	5	Tot	I	2	3	4	5	Tot	I	2	3	4	5	Tot	I	2	3	4	5
Japan		Technical Fouls					0 0 0					0																		
1	Demachi, Yutaka	0	1	1			2	1	1	1			3	1	1	0			2	2	2	0			4	0	1	0		1
2	Koyama, Tsutomu	-	-	0			0	-	-	0			0	-	-	2			2	-	-	1			1	-	-	0		0
3	Sugahara, Sadatoshi	-	-	1			1	0	0	0			0	-	-	0			0	-	-	1			1	-	-	0		0
4	Ikeda, Naohiro	1	1	0			2	2	1	0			3	6	3	3			12	1	0	0			1	0	0	0		0
5	Sato, Yasutaka	0	3	0			3	3	0	0			3	3	0	1			4	3	0	0			3	0	0	0		0
6	Kosedo, Toshiaki	-	-	-			-	-	-	-			-	-	-	-			-	-	-	-			-	-	-	-		-
7	Higuchi, Tokihiko	-	-	-			-	-	-	-			-	-	-	-			-	-	-	-			-	-	-	-		-
8	Minami, Masayuki	6	2	1			9	2	1	1			4	7	5	3			15	1	1	0			2	0	0	0		0
9	Tokutomi, Takeshi	-	-	-			-	-	-	-			-	-	-	-			-	-	-	-			-	-	-	-		-
10	Moriyama, Teruhisa	1	0	5			6	0	3	0			3	5	7	4			16	5	0	1			6	0	0	1		1
11	Nakamura, Yuzo	-	-	-			-	-	-	-			-	-	-	-			-	-	-	-			-	-	-	-		-
12	Nekota, Katsutoshi	1	1	0			2	0	0	0			0	0	0	0			0	2	2	1			5	0	1	0		1
Total		9	8	8			25	8	6	2			16	22	16	13			51	14	5	4			23	0	2	1		3

Match No. 6		Time 11.15~12.24		Netherlands 0		(8-15)		3		U.S.S.R.		Referee Okura, Toshihiro (JAPAN)		Umpire Lee, Taik (KOREA)																
No.	Name	Points					Missed Points					Side out Successes					Side out Misses					Service Points								
		I	2	3	4	5	Tot	I	2	3	4	5	Tot	I	2	3	4	5	Tot	I	2	3	4	5	Tot	I	2	3	4	5
Netherlands		Technical Fouls					0 0 0					0																		
1	Korsloot, Jacob	-	-	0			0	-	-	0			0	-	-	0			0	-	-	0			0	-	-	0		0
2	Koolen, Jurjaan C.	0	0	2			2	0	2	2			4	3	1	2			6	2	1	0			3	0	0	1		1
3	Tinkhof, Johannes G.G.	-	-	-			-	-	-	-			-	-	-	-			-	-	-	-			-	-	-	-		-
4	Oosterbaan, Jan Martinus	0	0	-			0	1	0	-			1	4	2	-			6	1	0	-			1	0	0	-		0
5	Groenhuijzen, Robert G.	-	-	-			-	-	-	-			-	-	-	-			-	-	-	-			-	-	-	-		-
6	Swieter, Pieter	1	1	0			2	0	1	1			2	5	1	4			10	2	1	0			3	0	0	1		1
7	VanWijnen, JohanWilhelm	1	-	0			1	0	-	1			1	0	-	0			0	1	-	0			1	0	-	0		0
8	De Vink, Jacques	1	0	0			1	1	0	3			4	1	3	1			5	1	1	0			2	1	0	1		2
9	Van Der Stoep, Dingeman	-	1	0			1	-	1	0			1	-	1	0			1	-	1	0			1	-	0	0		0
10	Ewalds, Jacques	-	-	-			-	-	-	-			-	-	-	-			-	-	-	-			-	-	-	-		-
11	Van Der Hoek, Johannes	1	0	0			1	1	1	0			2	0	1	1			2	2	1	0			3	0	0	0		0
12	Constandse, Franklin L.	0	-	2			2	1	-	0			1	0	-	5			5	0	-	0			0	0	-	0		0
Total		4	2	4			10	4	5	7			16	13	9	13			35	9	5	0			14	1	0	3		4

No.	Name	Points					Missed Points					Side out					Successes					Side out Misses					Service Points				
		1	2	3	4	5	Tot	1	2	3	4	5	Tot	1	2	3	4	5	Tot	1	2	3	4	5	Tot	1	2	3	4	5	Tot
	U.S.S.R.	Technical Fouls					0	0	0			0																			
1	Chesnokov, Yury	2	0	0		2	1	0	0			1	8	6	6			20	2	2	2			6	0	0	1		1		
2	Vengerovsky, Yury	-	-	0		0	-	-	0			0	-	-	0			0	-	-	0			0	-	-	0		0		
3	Sibiriakov, Eduard	-	-	-		-	-	-	-			-	-	-	-			-	-	-	-			-	-	-	-		-		
4	Voskoboinikov Dmitry	0	1	3		4	0	1	1			2	5	4	6			15	2	0	0			2	0	1	1		2		
5	Kacharava, Vazha	-	-	0		0	-	-	0			0	-	-	0			0	-	-	0			0	-	-	0		0		
6	Ljugailo, Stanislav	-	-	-		-	-	-	-			-	-	-	-			-	-	-	-			-	-	-	-		-		
7	Kovalenko, Vitaly	-	-	-		-	-	-	-			-	-	-	-			-	-	-	-			-	-	-	-		-		
8	Poyarkov, Yury	0	0	0		0	1	1	0			2	0	0	0			0	3	1	0			4	0	0	0		0		
9	Bugaenkov, Ivan	3	3	1		7	3	1	1			5	6	6	4			16	4	1	1			6	0	0	0		0		
10	Burobin, Nikolay	1	2	0		3	0	0	0			0	5	3	4			12	2	0	2			4	0	1	0		1		
11	Kalachikhin, Valery	0	0	-		0	0	0	-			0	0	0	-			-	1	0	-			1	0	0	-		0		
12	Mondzolevsky, Georgy	0	0	0		0	0	0	0			0	0	0	1			1	3	2	0			5	1	0	1		2		
	Total	6	6	4		16	5	3	2			10	24	19	21			64	17	6	5			28	1	2	3		6		

No.	Name	Points					Missed Points					Side out					Successes					Side out Misses					Service Points				
		1	2	3	4	5	Tot	1	2	3	4	5	Tot	1	2	3	4	5	Tot	1	2	3	4	5	Tot	1	2	3	4	5	Tot
	Korea	Technical Fouls					0	0	0			0																			
1	Kim, In Soo	1	0	0		1	2	2	1			5	0	2	0			2	0	1	0			1	0	0	0		0		
2	Oh, Pyong Kil	-	-	-		-	-	-	-			-	-	-	-			-	-	-	-			-	-	-	-		-		
3	Sohn, Young Wan	-	-	0		0	-	-	0			0	-	-	0			0	-	-	1			1	-	-	0		0		
4	Chung, Sun Hung	-	0	-		0	-	0	-			0	-	0	-			0	-	0	-			0	-	0	-		0		
5	Park, Suh Kwang	1	1	0		2	1	0	0			1	2	4	4			10	0	0	0			0	0	0	0		0		
6	Suh Ban Suk	1	0	0		1	2	2	2			6	9	3	8			20	5	1	0			6	2	0	0		2		
7	Lee, Kyu Soh	0	0	0		0	0	0	0			0	0	0	0			0	0	0	0			0	0	0	0		0		
8	Kim, Young Joon	0	0	-		0	1	1	-			2	2	1	-			3	2	1	-			3	0	1	-		1		
9	Kim, Sung Kil	-	-	-		-	-	-	-			-	-	-	-			-	-	-	-			-	-	-	-		-		
10	Kim, Kwang Soo	0	0	0		0	1	0	2			3	0	0	1			1	0	0	3			3	0	0	0		0		
11	Kim, Jin Hee	0	0	0		0	1	0	0			1	0	2	0			2	1	0	0			1	0	0	0		0		
12	Lim, Tae Hoh	2	0	1		3	0	0	1			1	3	1	2			6	0	0	2			2	0	0	0		0		
	Total	5	1	1		7	8	5	6			19	16	13	15			44	8	3	6			17	2	1	0		3		

No.	Name	Points					Missed Points					Side out					Successes					Side out Misses					Service Points				
		1	2	3	4	5	Tot	1	2	3	4	5	Tot	1	2	3	4	5	Tot	1	2	3	4	5	Tot	1	2	3	4	5	Tot
	U.S.S.R.	Technical Fouls					0	0	0			0																			
1	Chesnokov, Yury	4	1	-		5	0	0	-			0	4	3	-			7	1	0	-			1	0	0	-		0		
2	Vengerovsky, Yury	-	0	0		0	-	0	0			0	-	0	0			0	-	0	0			0	-	0	0		0		
3	Sibiriakov, Eduard	-	-	3		3	-	-	1			1	-	-	5			5	-	-	1			1	-	-	0		0		
4	Voskoboinikov Dmitry	-	-	-		-	-	-	-			-	-	-	-			-	-	-	-			-	-	-	-		-		
5	Kacharava, Vazha	0	3	3		6	0	0	2			2	2	4	4			10	1	1	0			2	0	0	0		0		
6	Ljugailo, Stanislav	-	-	-		-	-	-	-			-	-	-	-			-	-	-	-			-	-	-	-		-		
7	Kovalenko, Vitaly	0	1	0		1	-	0	0			0	-	0	4			4	-	1	0			1	-	0	1		1		
8	Poyarkov, Yury	1	1	1		3	1	0	0			1	0	0	1			1	1	2	2			5	1	3	0		4		
9	Bugaenkov, Ivan	2	1	0		3	1	1	1			3	2	1	4			7	2	0	1			3	0	0	0		0		
10	Burobin, Nikolay	3	-	-		3	1	-	-			1	4	-	-			4	0	-	-			0	0	-	-		0		
11	Kalachikhin, Valery	-	0	0		0	-	0	0			0	-	0	0			0	-	0	0			0	-	0	0		0		
11	Mondzolevsky, Georgy	0	0	0		0	0	0	0			0	0	0	0			0	2	0	0			2	0	0	0		0		
	Total	10	7	7		24	3	1	4			8	12	8	18			38	7	4	4			15	1	3	1		5		

Match No. 7 Time 13.14~14.10 **Brazil** 0 (6—15) **3** **Rumania**
 Referee Yoshihara, Kazuo (JAPAN) (5—15) (5—15) Umpire Moerman, P. Paulus (NETHLAND)

No.	Name	Points					Missed Points					Side out Successes					Side out Misses					Service Points													
		I	2	3	4	5	Tot	I	2	3	4	5	Tot	I	2	3	4	5	Tot	I	2	3	4	5	Tot	I	2	3	4	5	Tot				
	Brazil	Technical Fouls					1	0	0	0	0	1																							
1	Franca, Joao Claudio	-	0	2			2	-	0	0	0	0	-	0	1			1	-	0	1			1	-	0	0			0					
2	Schwartz Da Costa, Jose M.	-	-	-			-	-	-	-	-	-	-	-	-			-	-	-	-			-	-	-	-			-					
3	Leao De Oliveira, H.	-	0	1			1	-	0	1		1	-	0	0			0	-	0	0			0	-	0	0			0					
4	De Victor, Newdon Emanuel	1	0	0			1	1	1	1		3	2	1	2			5	1	0	1			2	0	1	0			1					
5	Albano Feitosa, Carlos E.	1	0	0			1	1	0	0		1	0	2	2			4	1	1	3			5	0	0	0			0					
6	Volpi, Marco Antonio	1	0	0			1	0	0	3		3	3	1	5			9	1	0	2			3	0	0	0			0					
7	Nuzman, Carlos Arthur	0	0	1			1	0	0	1		1	0	2	3			5	0	0	0			0	0	0	0			0					
8	De Oliveira Ramalho, J.	0	0	-			0	0	1	-		1	0	1	-			1	2	0	-			2	0	0	-			0					
9	Viotti De Azevedo, Decio	0	2	1			3	0	1	0		1	2	1	0			3	0	1	2			3	1	0	0			1					
10	Barcellos Borges, V.M.	0	0	0			0	0	0	0		0	0	0	1			1	0	0	1			1	0	0	0			0					
	Total	3	2	5			10	2	3	6		11	7	8	14			29	5	2	10			17	1	1	0			2					

Match No. 8 Time 17.15~19.37 **U.S.A.** 3 (16—14) **2** **Korea**
 Referee Armasescu, Const. (RUMANIA) (4—15) (4—15) (15—10) (15—11) Umpire Kuwabara, Hiroshi (JAPAN)

No.	Name	Points					Missed Points					Side out Successes					Side out Misses					Service Points								
		I	2	3	4	5	Tot	I	2	3	4	5	Tot	I	2	3	4	5	Tot	I	2	3	4	5	Tot	I	2	3	4	5
	U.S.A	Technical Fouls					0	0	0	0	0	0																		
1	Velasco, Pedro	0	0	0	0	2	2	0	0	1	1	4	0	0	0	0	0	1	1	0	1	0	3	0	0	0	1	1	0	2
4	Lang, Ronald Dwayne	1	1	0	0	1	3	2	0	0	0	2	2	1	0	0	1	4	0	2	0	1	0	3	0	0	0	1	1	2
5	Highland, Jacob Alapaki	0	-	-	-	0	0	-	-	-	0	0	-	-	-	0	0	-	-	-	0	0	-	-	-	-	0		0	
6	O'Hara, Michael Futch	-	0	0	-	-	0	-	1	1	-	-	2	-	2	0	-	2	-	0	0	-	0	-	0	0	-	-	0	0
7	Griebenow, William Earl	0	0	0	-	-	0	0	0	0	-	0	0	0	0	-	0	0	0	0	-	0	0	0	0	-	-	0	0	
8	Bright, David Michael	0	1	0	2	3	6	0	2	1	3	1	7	8	7	3	3	4	25	3	1	1	0	0	5	0	0	0	0	
9	Hammer, Richard Bernarr	-	0	-	-	-	0	-	-	-	0	-	0	-	-	0	-	0	-	-	0	-	0	-	-	-	0	-	0	
10	Nelson, Charles T.	-	-	-	-	-	-	-	-	-	-	-	-	-	-	-	-	-	-	-	-	-	-	-	-	-	-	-	-	
11	Taylor, John Franklin	-	-	-	-	-	-	-	-	-	-	-	-	-	-	-	-	-	-	-	-	-	-	-	-	-	-	-	-	
12	Brown, Barry R.	2	0	1	0	4	7	0	0	0	0	0	4	2	1	7	5	19	1	0	0	2	0	3	0	1	0	0	1	
13	Erickson, Keith R.	2	0	0	3	0	5	2	3	3	3	14	7	5	3	9	6	30	4	2	1	3	1	11	0	0	0	1	1	
14	Suwara, Ernest	2	0	0	2	1	5	1	2	0	0	3	7	4	0	5	3	19	3	2	0	2	4	11	2	0	0	0	2	
	Total	7	2	1	7	11	28	7	8	5	7	5	32	28	21	7	24	99	12	8	2	9	5	36	2	1	1	3	1	

Match No. 9 Time 19.53~21.20 **Hungary** 3 (15—12) **0** **Japan**
 Referee Schuster, Karl-Heinz (GERMANY) (15—8) (15—12) Umpire Krastev, Georgi (BULGARIA)

No.	Name	Points					Missed Points					Side out Successes					Side out Misses					Service Points													
		I	2	3	4	5	Tot	I	2	3	4	5	Tot	1	2	3	4	5	Tot	1	2	3	4	5	Tot	I	2	3	4	5	Tot				
	Hungary	Technical Fouls					0	0	0	0	0	0																							
1	Czafik, Bela	0	0	0			0	0	0	0	0	0	0	0	0			0	0	1	0			1	0	0	0			0					
2	Ivancso, Vilmos	-	-	-			-	-	-	-	-	-	-	-	-			-	-	-	-			-	-	-	-			-					
3	Lantos, Csaba	3	0	2			5	2	0	0		2	5	2	4			11	1	0	2			3	0	0	0			0					
4	Bodo, Gabor	-	-	-			-	-	-	-	-	-	-	-	-			-	-	-	-			-	-	-	-			-					
5	Molnar, Istvan	1	1	3			5	0	0	3		3	5	5	3			13	2	3	2			7	0	0	0			0					
6	Prouza, Otto	0	0	0			0	0	0	0		0	0	0	0			0	0	0	0			0	0	0	0			0					
7	Tuske, Ferenc	0	1	0			1	0	1	1		2	1	1	1			3	0	0	0			0	0	0	0			0					
8	Florian, Tibor	-	-	-			-	-	-	-	-	-	-	-	-			-	-	-	-			-	-	-	-			-					
9	Galos, Laszlo	3	0	0			3	0	0	0		0	1	4	1			6	0	0	2			2	0	0	1			1					
10	Kangyerka, Antal	-	-	-			-	-	-	-	-	-	-	-	-			-	-	-	-			-	-	-	-			-					
11	Tatar, Mihaly	2	1	0			3	1	0	2		3	9	8	2			19	1	1	2			4	0	0	0			0					
12	Janosi, Ferenc	2	4	3			9	1	0	1		2	2	6	2			10	3	1	2			6	1	1	1			3					
	Total	11	7	8			26	4	1	7		12	23	26	13			62	7	6	10			23	1	1	2			4					

No.	Name	Points					Missed Points					Side out Successes					Side out Misses					Service Points							
		1	2	3	4	5	Tot	1	2	3	4	5	Tot	1	2	3	4	5	Tot	1	2	3	4	5	Tot	1	2	3	4
	Romania	Technical Fouls					0	0	0						0														
1	Fieraru, Gheorghe	-	-	-	-	-	-	-	-	-	-	-	-	-	-	-	-	-	-	-	-	-	-	-	-	-	-	-	-
2	Nicolau, Horatiu	0	1	1	-	-	2	1	0	0	0	1	2	1	2	-	5	0	0	2	-	-	2	1	4	1	-	-	6
3	Dragan Aurel	1	0	0	-	-	1	0	0	0	0	0	0	2	1	-	3	1	0	1	-	-	2	1	0	0	-	-	1
4	Szocs, Iuliu	1	1	2	-	-	4	0	1	0	0	1	3	0	5	-	8	1	0	2	-	-	3	1	0	0	-	-	1
5	Schreiber, William	-	-	-	-	-	-	-	-	-	-	-	-	-	-	-	-	-	-	-	-	-	-	-	-	-	-	-	-
6	Grigorovici, Mihai	2	3	-	-	-	5	1	1	-	-	2	1	1	-	-	2	3	2	-	-	-	5	0	0	-	-	-	0
7	Plocon, Davila	-	-	-	-	-	-	-	-	-	-	-	-	-	-	-	-	-	-	-	-	-	-	-	-	-	-	-	-
8	Barbuta, Nicolae	-	-	-	-	-	-	-	-	-	-	-	-	-	-	-	-	-	-	-	-	-	-	-	-	-	-	-	-
9	Derzsi, Eduard	-	-	-	-	-	-	-	-	-	-	-	-	-	-	-	-	-	-	-	-	-	-	-	-	-	-	-	-
10	Chezan, Mihai	-	-	3	-	-	3	-	-	0	0	0	-	-	3	-	3	-	-	1	-	-	1	-	-	0	-	-	0
11	Ganciu, Constantin	3	0	0	-	-	3	0	0	0	0	0	0	2	0	-	2	0	0	1	-	-	1	0	0	0	-	-	0
12	Coste, Mihai	2	3	2	-	-	7	0	0	0	0	0	2	2	3	-	7	0	0	2	-	-	2	0	0	0	-	-	0
	Total	9	8	8	-	-	25	2	2	0	0	4	8	8	14	-	30	5	2	9	-	-	16	3	4	1	-	-	8

No.	Name	Points					Missed Points					Side out Successes					Side out Misses					Service Points											
		1	2	3	4	5	Tot	1	2	3	4	5	Tot	1	2	3	4	5	Tot	1	2	3	4	5	Tot	1	2	3	4	5	Tot		
	Korea	Technical Fouls					0	0	0	0	0	0	0	0	0	0	0	0	0	0	0	0	0	0	0	0	0	0	0	0	0	0	0
1	Kim, In Soo	0	0	0	0	1	1	0	0	0	0	0	0	0	1	0	0	0	0	0	1	2	0	0	0	0	0	0	1	0	0	1	0
2	Oh, Pyong Kil	-	-	-	-	-	-	-	-	-	-	-	-	-	-	-	-	-	-	-	-	-	-	-	-	-	-	-	-				
3	Sohn, Young Wan	0	0	-	0	0	0	4	0	-	0	0	4	3	4	-	1	0	8	1	0	-	1	1	3	0	0	-	0	0	0	0	0
4	Chung, Sun Hung	0	-	-	-	-	0	0	-	-	-	0	0	-	-	-	0	0	-	-	-	-	0	0	-	-	-	-	0				
5	Park, Suh Kwang	-	0	2	0	2	4	-	0	0	2	0	2	-	1	1	1	4	7	-	1	0	2	0	3	-	0	2	0	0	2		
6	Suh, Ban Suk	1	0	2	2	0	5	2	1	2	1	1	7	4	1	1	7	3	16	2	0	0	2	1	5	0	1	0	0	0	1		
7	Lee, Kyu Soh	0	0	0	0	0	0	0	0	0	0	0	0	0	0	0	0	0	0	0	0	0	0	0	0	0	0	0	0	0	0		
8	Kim, Young Joon	0	2	0	0	0	2	0	0	0	1	2	3	4	4	3	5	4	20	0	0	0	0	0	0	0	0	0	4	0	4		
9	Kim, Sung Kil	-	-	-	-	-	-	-	-	-	-	-	-	-	-	-	-	-	-	-	-	-	-	-	-	-	-	-	-				
10	Kim, Kwang Soo	-	-	-	-	-	-	-	-	-	-	-	-	-	-	-	-	-	-	-	-	-	-	-	-	-	-	-	-				
11	Kim, Jin Hee	1	2	0	0	1	4	0	0	0	1	0	1	4	1	2	3	2	12	0	0	0	1	1	2	0	0	0	1	1	1		
12	Lim, Tae Hoh	2	0	0	0	1	3	1	0	0	0	0	1	3	3	0	4	3	13	0	0	1	1	0	2	2	2	0	0	0	4		
	Total	4	4	4	2	5	19	7	1	2	5	3	18	19	14	7	21	17	78	3	1	1	7	3	15	3	3	6	1	1	14		

No.	Name	Points					Missed Points					Side out Successes					Side out Misses					Service Points							
		1	2	3	4	5	Tot	1	2	3	4	5	Tot	1	2	3	4	5	Tot	1	2	3	4	5	Tot	1	2	3	4
	Japan	Technical Fouls					0	0	0						0														
1	Demachi, Yutaka	0	0	1	-	-	1	0	1	2	-	3	0	1	0	-	1	1	0	1	-	-	2	1	0	1	-	-	2
2	Koyama, Tsutomu	0	1	0	-	-	1	0	0	1	-	1	0	1	0	-	1	0	0	1	-	-	1	0	0	0	-	-	0
3	Sugahara, Sadatoshi	0	0	0	-	-	0	0	0	0	0	0	0	0	0	0	0	0	0	0	0	0	0	1	0	0	-	-	1
4	Ikeda, Naohiro	1	2	0	-	-	3	0	1	1	-	2	3	4	2	-	9	0	1	1	-	-	2	1	0	0	-	-	1
5	Sato, Yasutaka	0	0	-	-	-	0	0	0	-	-	0	2	1	-	-	3	1	0	-	-	-	1	0	0	-	-	-	0
6	Kosedo, Toshiaki	-	-	-	-	-	-	-	-	-	-	-	-	-	-	-	-	-	-	-	-	-	-	-	-	-	-	-	-
7	Higuchi, Tokihiko	-	-	-	-	-	-	-	-	-	-	-	-	-	-	-	-	-	-	-	-	-	-	-	-	-	-	-	-
8	Minami, Masayuki	1	3	1	-	-	5	0	3	0	-	3	11	9	1	-	21	4	2	2	-	-	8	0	0	0	-	-	0
9	Tokutomi, Takeshi	-	-	-	-	-	-	-	-	-	-	-	-	-	-	-	-	-	-	-	-	-	-	-	-	-	-	-	-
10	Moriyama, Teruhisa	1	0	0	-	-	1	2	1	1	-	4	9	10	6	-	25	3	2	1	-	-	6	0	0	0	-	-	0
11	Nakamura, Yuzo	-	-	-	-	-	-	-	-	-	-	-	-	-	-	-	-	-	-	-	-	-	-	-	-	-	-	-	-
12	Nekota, Katsutoshi	1	0	2	-	-	3	1	1	0	-	2	0	1	1	-	2	0	3	1	-	-	4	1	1	0	-	-	2
	Total	4	6	4	-	-	14	3	7	5	-	15	25	27	10	-	62	9	8	7	-	-	24	4	1	1	-	-	6

Match No. 10 Time 17.15~20.08 **Czechoslovakia** **3** (15-13)
 Referee Tchnilin (U.S.S.R.) (13-15)
 (15-11) **2** **Bulgaria**
 (7-15) Umpire Ku, Yong Mook (KOREA)
 (15-11)

No.	Name	Points					Missed Points					Side out					Successes					Side out					Misses					Service Points								
		1	2	3	4	5	Tot	1	2	3	4	5	Tot	1	2	3	4	5	Tot	1	2	3	4	5	Tot	1	2	3	4	5	Tot	1	2	3	4	5	Tot			
Czechoslovakia		Technical Fouls																														0	0	0	0	0	0	0		
1	Smidl, Vaclav	0	2	1	1	1	5	0	2	3	1	1	7	1	1	5	6	6	19	1	1	0	0	0	2	0	0	0	0	0	0	0	0	0	0	0	0			
2	Sorn, Josef	0	2	0	0	-	2	5	0	0	0	-	5	2	2	1	2	-	7	0	1	0	2	-	3	0	0	0	0	0	-	0	0	0	0	0	0	-	0	
3	Humhal, Zdenek	1	0	2	4	0	7	0	0	0	3	0	3	1	1	8	3	1	14	0	0	2	2	0	4	0	0	0	1	0	1	0	1	0	1	0	1	0	1	
4	Labuda, Josef	-	-	-	-	-	-	-	-	-	-	-	-	-	-	-	-	-	-	-	-	-	-	-	-	-	-	-	-	-	-	-	-	-	-	-	-	-	-	
5	Musil, Josef	1	0	0	0	2	3	0	0	1	0	0	1	1	3	3	1	1	9	3	0	1	1	0	5	0	1	1	0	5	0	1	1	1	0	0	2	0	2	
6	Kop, Petr	4	1	0	-	1	6	0	1	2	-	1	4	2	4	5	-	0	11	4	1	1	-	2	8	0	0	0	-	0	0	-	0	0	0	-	0	0	-	0
7	Cuda, Milan	-	-	-	-	-	-	-	-	-	-	-	-	-	-	-	-	-	-	-	-	-	-	-	-	-	-	-	-	-	-	-	-	-	-	-	-	-	-	
8	Paulus, Kare	0	0	1	0	2	3	0	0	0	0	3	3	0	0	1	1	2	4	0	1	0	0	0	1	0	0	0	0	1	0	0	0	0	0	0	0	0	0	
9	Golian, Bohumil	1	2	2	1	-	6	1	0	0	0	-	1	1	3	4	3	-	11	0	0	4	3	-	7	0	0	0	0	-	0	0	0	0	0	0	-	0	0	
10	Perusic, Boris	-	0	-	-	0	0	-	0	-	-	0	0	-	0	-	-	0	0	-	0	-	-	0	0	-	0	-	-	0	0	-	0	0	-	-	0	0	-	0
11	Schenk, Pavel	-	-	-	0	1	1	-	-	-	0	0	0	-	-	-	2	5	7	-	-	-	0	1	1	-	-	-	0	0	0	0	0	0	0	0	0	0	0	
12	Toman, Ladislav	1	1	-	0	2	4	1	2	-	0	0	3	2	1	-	0	0	3	3	1	-	0	1	5	0	1	-	0	0	1	-	0	0	1	0	0	1	0	1
Total		8	8	6	6	9	37	7	5	6	4	5	27	10	15	27	18	15	85	11	5	8	8	4	36	0	2	1	1	0	4	0	2	1	1	0	4	0	4	

Match No. 11 Time 11.15~13.39 **Bulgaria** **2** (6-15)
 Referee Okura, Toshihiko (JAPAN) (15-11)
 (15-5) **3** **Rumania**
 (13-15) Umpire Alvez, Walter (BRAZIL)
 (8-15)

No.	Name	Points					Missed Points					Side out					Successes					Side out					Misses					Service Points											
		1	2	3	4	5	Tot	1	2	3	4	5	Tot	1	2	3	4	5	Tot	1	2	3	4	5	Tot	1	2	3	4	5	Tot	1	2	3	4	5	Tot						
Bulgaria		Technical Fouls																														0	0	0	0	0	0	0					
1	Karov, Dimitre Lukov	0	0	0	1	0	1	0	0	0	1	1	2	0	1	0	0	0	1	1	0	1	0	0	2	0	1	1	0	0	2	0	1	1	0	0	2	0	1	1	0	0	2
2	Kotchev, Ivan Petrov	0	2	1	3	0	6	2	1	0	3	0	6	2	6	7	3	1	19	0	1	2	2	0	5	0	1	1	0	0	2	0	1	1	0	0	2	0	1	1	0	0	2
3	Konstantinov, Georgi A.	3	-	-	-	-	3	2	-	-	-	-	2	0	-	-	-	-	0	0	-	-	-	-	0	0	-	-	-	-	0	0	-	-	-	-	0	0	-	-	-	-	0
4	Christov, Petko Pantelev	0	4	1	1	0	6	1	1	1	1	2	6	2	4	4	6	8	24	0	1	1	1	1	4	0	1	0	1	0	2	0	1	0	1	0	2	0	1	0	1	0	2
5	Kratchmarov Petar S.	-	0	-	0	0	0	-	0	-	0	0	0	-	0	-	0	0	0	-	0	-	0	0	0	-	0	-	0	0	0	-	0	-	0	0	0	-	0	-	0	0	0
6	Srandev, Simeon M.	0	-	-	-	-	0	1	-	-	-	-	1	2	-	-	-	-	2	0	-	-	-	-	0	0	-	-	-	-	0	0	-	-	-	-	0	0	-	-	-	-	0
7	Stoyanov, Klatchezar M.	1	0	0	1	0	2	1	0	0	1	0	2	0	4	5	4	4	17	0	1	0	1	1	3	0	0	0	0	0	0	0	0	0	0	0	0	0	0	0	0	0	0
8	Giuderov, Boris Vassilev	-	-	-	-	2	2	-	-	-	-	1	1	-	-	-	-	-	7	7	-	-	-	-	1	1	-	-	-	-	0	0	-	-	-	-	0	0	-	-	-	-	0
9	Ivanov, Kiril Metodiev	1	1	1	0	3	6	0	1	0	2	1	4	0	2	4	4	7	17	0	0	0	0	1	1	0	0	0	0	0	0	0	0	0	0	0	0	0	0	0	0	0	0
10	Slavov, Slavtcho Stoyanov	0	-	-	-	-	0	0	-	-	-	-	0	1	-	-	-	-	1	1	-	-	-	-	1	0	-	-	-	-	0	0	-	-	-	-	0	0	-	-	-	-	0
11	Boyadjiev, Georgi Spassov	-	0	-	-	0	0	-	0	-	-	0	0	-	0	-	-	-	0	0	-	-	-	-	0	0	-	-	-	-	0	0	-	-	-	-	0	0	-	-	-	-	0
12	Koritarov, Angel B.	0	1	0	2	0	3	0	0	0	1	1	2	0	1	0	0	3	4	0	1	1	0	1	3	0	0	1	0	1	3	0	0	1	0	0	1	0	0	1	0	0	1
Total		5	8	3	8	5	29	7	3	1	9	6	26	7	18	20	17	30	92	2	4	5	4	5	20	0	3	3	1	0	7	0	3	3	1	0	7	0	7				

Match No. 12 Time 17.15~18.24 **Korea** **0** (7-15)
 Referee Moerman, P.Paulus (NETHLAND) (5-15)
 (6-15) **3** **U.S.S.R.**
 Umpire Ormai, Laszlo (HUNGARY)

No.	Name	Points					Missed Points					Side out					Successes					Side out					Misses					Service Points											
		1	2	3	4	5	Tot	1	2	3	4	5	Tot	1	2	3	4	5	Tot	1	2	3	4	5	Tot	1	2	3	4	5	Tot	1	2	3	4	5	Tot						
Korea		Technical Fouls																														0	0	0	0	0	0	0					
1	Kim, In Soo	0	0	0	-	-	0	0	1	0	-	-	1	0	0	0	-	-	0	3	0	1	-	-	4	0	0	0	0	-	0	0	0	0	0	-	0	0	0	0	0	-	0
2	Oh, Pyong Kil	-	-	-	-	-	-	-	-	-	-	-	-	-	-	-	-	-	-	-	-	-	-	-	-	-	-	-	-	-	-	-	-	-	-	-	-	-	-	-	-	-	-
3	Sohn, Young Wan	-	-	-	-	-	-	-	-	-	-	-	-	-	-	-	-	-	-	-	-	-	-	-	-	-	-	-	-	-	-	-	-	-	-	-	-	-	-	-	-	-	-
4	Chung, Sun Hung	-	-	0	-	-	0	-	-	0	-	-	0	-	-	0	-	-	0	-	-	0	-	-	0	-	-	0	-	-	0	-	-	0	-	-	0	-	-	0	-	-	0
5	Park, Suh Kwang	1	1	-	-	-	2	2	0	-	-	-	2	3	3	-	-	-	6	0	0	-	-	-	0	1	0	-	-	-	1	0	-	-	-	-	1	0	-	-	-	-	1
6	Suh, Ban Suk	2	0	1	-	-	3	0	3	0	-	-	3	3	2	6	-	-	11	3	1	0	-	-	4	0	0	0	-	-	0	0	0	0	-	-	0	0	0	0	-	-	0
7	Lee, Kyu Soh	0	0	0	-	-	0	0	0	0	-	-	0	0	0	0	-	-	0	0	1	0	-	-	1	0	0	0	-	-	0	0	0	0	-	-	0	0	0	0	-	-	0
8	Kim, Young Joon	0	0	0	-	-	0	0	0	2	-	-	2	2	2	2	-	-	6	1	1	0	-	-	2	0	1	0	-	-	1	0	0	0	-	-	1	0	0	0	-	-	1
9	Kim, Sung Kil	-	-	3	-	-	3	-	-	1	-	-	1	-	-	5	-	-	5	-	-	0	-	-	0	-	-	0	-	-	0	-	-	0	-	-	0	-	-	0	-	-	0
10	Kim, Kwang Soo	-	0	-	-	-	0	-	2	-	-	-	2	-	0	-	-	-	0	-	0	-	-	-	0	-	0	-	-	-	0	-	0	-	-	-	0	-	0	-	-	-	0
11	Kim, Jin Hee	0	0	0	-	-	0	0	0	0	-	-	0	3	2	0	-	-	5	0	0	1	-	-	1	0	2	0	-	-	2	0	0	1	-	-	2	0	0	1	-	-	2
12	Lim Tae Hoh	0	0	0	-	-	0	1	1	1	-	-	3	1	0	0	-	-	1	0	0	0	-	-	0	1	0	0	-	-	1	0	0	0	-	-	1	0	0	0	-	-	1
Total		3	1	4	-	-	8	3	7	4	-	-	14	12	9	13	-	-	34	7	3	2	-	-	12	2	3	0	-	-	5	0	2	3	0	-	5	0	2	3	0	-	5

No.	Name	Points					Missed Points					Side out Successes					Side out Misses					Service Points									
		1	2	3	4	5	Tot	1	2	3	4	5	Tot	1	2	3	4	5	Tot	1	2	3	4	5	Tot	1	2	3	4	5	Tot
Bulgaria		Technical Fouls 0 0 0 0 0 0																													
1	Karov, Dimitre Lukov	0	0	0	0	0	0	0	2	0	0	2	0	0	1	0	0	1	1	0	1	2	2	6	1	1	0	1	0	3	
2	Kotchev, Ivan Petrov	0	2	-	0	0	2	0	0	-	0	0	0	2	3	-	0	0	5	4	0	-	1	0	5	0	1	-	0	0	1
3	Konstantinov, Georgi A.	2	1	0	4	1	8	1	1	2	0	1	5	3	6	5	9	7	30	3	0	2	2	1	8	0	0	0	1	0	1
4	Christov, Petko Pantelev	1	0	2	-	0	3	2	1	0	-	1	4	2	6	6	-	7	21	2	3	1	-	4	10	0	1	1	-	0	2
5	Kratchmarov, Petar S.	0	-	-	-	-	0	2	-	-	-	-	2	0	-	-	-	0	0	-	-	-	-	0	0	-	-	-	-	0	
6	Srandev, Simeon M.	2	2	1	1	2	8	2	0	2	0	1	5	3	4	2	5	7	21	1	3	0	3	3	10	0	0	0	0	1	1
7	Stoyanov, Klatchezar M.	-	-	-	-	-	-	-	-	-	-	-	-	-	-	-	-	-	-	-	-	-	-	-	-	-	-	-	-	-	
8	Giuderov, Boris Vassilev	-	-	-	1	0	1	-	-	-	0	2	2	-	-	-	2	0	2	-	-	-	1	1	2	-	-	-	0	0	0
9	Ivanov, Kiril Metodiev	-	-	0	-	-	0	-	-	0	-	0	-	-	3	-	-	3	-	-	1	-	-	1	-	-	0	-	-	0	
10	Slavov, Slavtcho Stoyanov	-	1	0	1	2	4	-	0	1	0	1	2	-	0	8	6	4	18	-	0	1	1	1	3	-	0	0	1	0	1
11	Boyardjiev, Georgi Spassov	0	0	-	-	-	0	0	0	-	-	0	0	0	-	-	-	0	0	0	-	-	-	0	0	0	-	-	-	0	
12	Koritarov, Angel B.	-	1	1	1	0	3	-	1	1	0	0	2	-	0	0	0	0	0	-	3	0	2	2	7	-	0	0	0	0	0
Total		5	7	4	8	5	29	7	3	8	0	6	24	10	19	25	22	25	101	11	9	6	12	14	52	1	3	1	3	1	9

No.	Name	Points					Missed Points					Side out Successes					Side out Misses					Service Points									
		1	2	3	4	5	Tot	1	2	3	4	5	Tot	1	2	3	4	5	Tot	1	2	3	4	5	Tot	1	2	3	4	5	Tot
Rumania		Technical Fouls 0 0 0 0 0 0																													
1	Fieraru, Gheorghe	-	0	0	0	3	3	-	0	2	0	0	2	-	0	0	1	0	1	-	0	0	0	1	1	-	0	0	0	0	
2	Nicolau, Horatiu	1	2	0	0	1	4	1	1	0	0	0	2	2	3	6	2	6	19	0	1	0	1	0	2	0	0	0	0	0	
3	Dragan, Aurel	1	0	1	0	0	2	0	0	1	1	0	2	1	1	0	1	0	3	1	1	1	0	0	3	0	0	1	0	0	1
4	Szocs, Iuliu	2	3	2	3	2	12	0	1	4	0	2	7	3	6	5	8	11	33	1	0	0	2	1	4	0	1	0	1	0	2
5	Schreiber, Wiliam	-	-	-	-	-	-	-	-	-	-	-	-	-	-	-	-	-	-	-	-	-	-	-	-	-	-	-	-	-	
6	Grigorovici, Mihai	-	1	0	1	-	2	-	0	1	1	-	2	-	0	4	3	-	7	-	1	1	2	-	4	-	0	0	0	-	0
7	Plocon, Davila	-	0	0	0	0	0	-	0	0	0	0	0	-	3	2	4	8	17	-	0	1	0	0	1	-	0	0	0	1	1
8	Barbuta, Nicolae	2	0	-	-	-	2	0	1	-	-	-	1	1	0	-	-	-	1	0	0	-	-	-	0	0	0	-	-	-	0
9	Derzsi, Eduard	-	-	0	-	-	0	-	-	1	-	-	1	-	-	3	-	-	3	-	-	1	-	-	1	-	-	1	-	-	0
10	Chezan, Mihai	-	-	-	0	1	1	-	-	-	0	1	1	-	-	-	0	1	1	-	-	-	1	0	1	-	-	-	0	1	1
11	Ganciu, Constantin	0	0	0	1	0	1	0	0	0	0	0	0	0	2	0	1	1	4	0	1	1	1	0	3	0	0	0	0	0	0
12	Coste, Mihai	1	0	-	0	-	1	0	1	-	2	-	3	1	2	-	0	-	3	0	0	-	0	-	0	1	1	-	0	-	2
Total		7	6	3	5	7	28	1	4	9	4	3	21	8	17	20	20	28	92	2	4	5	7	2	20	1	2	1	1	2	7

No.	Name	Points					Missed Points					Side out Successes					Side out Misses					Service Points									
		1	2	3	4	5	Tot	1	2	3	4	5	Tot	1	2	3	4	5	Tot	1	2	3	4	5	Tot	1	2	3	4	5	Tot
U.S.S.R.		Technical Fouls 0 0 0 0																													
1	Chesnokov, Yury	0	0	2			2	1	0	0			1	3	2	4			9	0	2	0			2	1	1	0			2
2	Vengerovsky, Yury	-	0	1			1	-	0	0			0	-	0	2			2	-	0	0			0	-	0	0			0
3	Sibiriakov, Eduard	-	-	3			3	-	-	1			1	-	-	2			2	-	-	0			0	-	-	0			0
4	Voskoboinikov Dmitriv	-	-	-			-	-	-	-			-	-	-	-			-	-	-	-			-	-	-	-			-
5	Kacharava, Vazha	4	2	-			6	0	1	-			1	2	3	-			5	2	0	-			2	1	0	-			1
6	Ljugailo, Stanislav	-	-	-			-	-	-	-			-	-	-	-			-	-	-	-			-	-	-	-			-
7	Kovaleko, Vitaly	-	-	-			-	-	-	-			-	-	-	-			-	-	-	-			-	-	-	-			-
8	Poyarkov, Yury	0	1	0			1	0	0	0			0	1	0	1			2	0	1	2			3	1	0	1			2
9	Bugaenkov, Ivan	4	2	0			6	0	0	1			1	3	3	4			10	1	2	2			5	0	1	0			1
10	Burobin, Nikolay	1	0	4			5	1	0	0			1	2	6	4			12	2	0	2			4	0	0	0			0
11	Kalachikhin, Valery	-	-	0			0	-	-	0			0	-	-	0			0	-	-	0			0	-	-	0			0
12	Mondzolevsky, Gergy	0	0	0			0	0	0	0			0	0	0	0			0	1	2	0			3	0	1	0			1
Total		9	5	10			24	2	1	2			5	11	14	17			42	6	7	6			19	3	3	1			7

Match No.13 Time 19.16~21.28 **Czechoslovakia 3** (9-15) **1 Japan**
 Referee Krastev, Geodrgi (BULGARIA) (15-13) Umpire Leibnitz, Newton (BRAZIL)
 (15-12)
 (15-13)

No.	Name	Points					Missed Points					Side out Successes					Side out Misses					Service Points									
		1	2	3	4	5	Tot	1	2	3	4	5	Tot	1	2	3	4	5	Tot	1	2	3	4	5	Tot	1	2	3	4	5	Tot
Czechoslovakia		Technical Fouls					0	0	0	0	0	0																			
1	Smidl, Vaclav	0	0	3	3	6	2	0	0	0	2	2	6	2	0	10	1	2	1	1	5	0	0	0	0	0	0	0	0	0	0
2	Sorm, Josef	-	-	-	-	-	-	-	-	-	-	-	-	-	-	-	-	-	-	-	-	-	-	-	-	-	-	-	-	-	
3	Humhal, Zdenek	0	1	1	3	5	1	1	2	0	4	1	2	3	2	8	0	1	0	0	1	0	0	0	0	0	0	0	0	0	0
4	Labuda, Josef	-	-	-	-	-	-	-	-	-	-	-	-	-	-	-	-	-	-	-	-	-	-	-	-	-	-	-	-	-	
5	Musil, Josef	0	0	0	2	2	0	1	0	0	1	5	3	4	1	13	1	0	1	0	2	0	0	0	0	0	0	0	0	0	0
6	Kop, Petr	0	1	0	0	1	1	0	0	0	1	3	0	0	0	3	0	0	0	0	0	0	0	0	0	0	0	0	0	0	0
7	Cuda, Milan	-	-	-	-	-	-	-	-	-	-	-	-	-	-	-	-	-	-	-	-	-	-	-	-	-	-	-	-	-	
8	Paulus, Karel	0	1	1	0	2	2	1	1	1	5	0	1	0	1	2	0	1	0	0	1	0	0	0	0	0	0	0	0	0	0
9	Golian, Bohumil	-	2	1	2	5	-	1	0	0	1	-	3	3	3	9	-	2	1	2	5	-	0	0	0	0	0	0	0	0	0
10	Perusic, Boris	0	0	0	0	0	0	0	0	0	0	0	0	0	0	0	0	0	0	0	0	0	0	0	0	0	0	0	0	0	0
11	Schenk, Pavel	2	3	6	3	14	0	0	0	2	2	2	14	4	5	25	2	1	1	1	5	0	0	0	0	0	0	0	0	0	0
12	Toman, Ladislav	1	0	0	0	1	0	0	0	0	0	4	0	0	0	4	5	1	0	0	6	0	0	0	0	0	0	0	0	0	0
Total		3	8	12	13	36	6	4	3	3	16	17	29	16	12	74	9	8	4	4	25	0	0	0	0	0	0	0	0	0	0

Match 14 Time 17.15-20.00 **Netherlands 3** (14-16) **2 Brazil**
 Referee Yoshihara, Kazuo (JAPAN) (15-11) Umpire Davies, Glen (U.S.A.)
 (15-12)
 (6-15)
 (16-14)

No.	Name	Points					Missed Points					Side out Successes					Side out Misses					Service Points									
		1	2	3	4	5	Tot	1	2	3	4	5	Tot	1	2	3	4	5	Tot	1	2	3	4	5	Tot	1	2	3	4	5	Tot
Netherlands		Technical Fouls					0	0	0	0	0	0																			
1	Korsloot, Jacob	-	-	-	-	-	-	-	-	-	-	-	-	-	-	-	-	-	-	-	-	-	-	-	-	-	-	-	-	-	
2	Koolen, Jurjaan C.	0	0	0	1	0	1	0	3	0	0	0	3	0	1	1	0	0	2	0	1	1	1	1	4	0	0	0	0	0	
3	Tinkhol, Johannes G.G.	0	-	-	-	0	1	-	-	-	-	1	2	-	-	-	-	2	4	-	-	-	-	4	0	-	-	-	0		
4	Oosterbaan, Jan Martinus	1	1	0	0	1	3	0	1	1	1	2	5	1	3	6	2	4	16	2	0	1	2	0	5	0	0	0	0	0	
5	Groenhuizen, Robert G.	-	-	-	-	0	0	-	-	-	-	0	0	-	-	-	-	1	1	-	-	-	-	0	0	-	-	-	0	0	
6	Swieter, Pieter	3	1	1	0	2	7	2	0	0	1	0	3	6	7	6	3	3	25	4	2	1	1	0	8	0	1	0	0	1	2
7	Van Wijnen, Johan Wilhelm	-	-	-	-	-	-	-	-	-	-	-	-	-	-	-	-	-	-	-	-	-	-	-	-	-	-	-	-	-	
8	De Vink, Jacques	0	2	3	1	2	8	4	0	1	5	0	10	5	3	3	2	7	20	2	1	0	0	0	3	0	0	0	0	0	
9	Van Der Stoep, Dingeman	2	1	0	0	1	4	0	0	0	3	2	5	0	3	2	1	4	10	3	3	2	1	2	11	1	1	0	0	2	
10	Ewalds, Jacques	-	0	-	-	0	-	0	-	-	-	0	-	0	-	-	-	0	-	0	-	-	-	0	-	0	-	-	0		
11	Van Der Hoek, Johannes	0	0	1	0	0	1	0	0	0	0	0	0	0	3	1	0	2	6	0	0	1	0	1	2	1	1	1	1	0	4
12	Constandse, Franklin L.	1	4	1	0	2	8	1	2	0	1	4	8	9	7	2	0	3	21	2	5	2	1	1	11	0	0	0	1	0	1
Total		7	9	6	2	8	32	8	6	2	11	8	35	23	27	21	8	24	103	17	12	8	6	5	48	2	3	1	2	1	9

Match No. 15 Time 20.10-21.37 **U.S.A. 0** (12-15) **3 Hungary**
 Referee Tchnilin (U.S.S.R.) (13-15) Umpire Narukawa, Mutsuji (JAPAN)
 (8-15)

No.	Name	Points					Missed Points					Side out Successes					Side out Misses					Service Points										
		1	2	3	4	5	Tot	1	2	3	4	5	Tot	1	2	3	4	5	Tot	1	2	3	4	5	Tot	1	2	3	4	5	Tot	
U.S.A.		Technical Fouls					0	0	0	0	0	0																				
1	Velasco, Pedro	0	0	0	0	0	1	0	0	0	1	0	0	1	1	0	1	2	3	0	1	0	1	0	0	0	1	0	0	0	0	0
4	Lang, Ronald Dwayne	0	0	0	0	0	1	1	1	3	4	0	0	4	1	1	0	2	0	0	0	0	0	0	0	0	0	0	0	0	0	
5	Highland, Jacob Alapaki	0	0	0	0	0	0	0	0	0	0	0	0	0	0	0	1	1	0	0	0	0	0	0	0	0	0	0	0	0	0	
6	O'Hara, Michael Futch	-	-	0	0	0	-	-	0	0	-	-	1	1	-	-	0	0	-	-	0	0	-	-	0	0	-	-	0	0		
7	Griebenow, William Earl	0	0	0	0	0	0	0	1	1	0	0	0	0	0	0	2	2	0	0	1	2	0	0	1	1	1	1	1	1		
8	Bright, David Michael	2	0	0	0	2	3	0	2	5	4	8	5	17	3	4	1	8	0	0	1	8	0	0	1	1	1	1	1	1		
9	Hammer, Richard Bernarr	-	-	-	-	-	-	-	-	-	-	-	-	-	-	-	-	-	-	-	-	-	-	-	-	-	-	-	-	-		
10	Nelson, Charles T.	-	-	-	-	-	-	-	-	-	-	-	-	-	-	-	-	-	-	-	-	-	-	-	-	-	-	-	-	-		
11	Taylor, John Franklin	-	-	-	-	-	-	-	-	-	-	-	-	-	-	-	-	-	-	-	-	-	-	-	-	-	-	-	-	-		
12	Brown, Barry R.	1	1	0	0	2	0	4	0	4	3	6	4	13	0	1	0	1	0	0	1	1	0	0	1	1	0	0	1	1		
13	Erickson, Keith R.	2	4	0	0	6	2	2	3	7	6	9	1	16	4	4	0	8	2	1	0	3	2	1	0	3	3	1	0	3		
14	Suwara, Ernest	1	1	2	0	4	2	2	4	8	6	10	5	21	4	2	2	8	1	1	1	3	1	1	1	3	3	1	1	3		
Total		6	6	2	0	14	9	9	11	29	23	33	17	73	12	13	8	33	3	3	4	10	3	3	4	10	3	3	4	10		

No.	Name	Points					Missed Points					Side out Successes					Side out Misses					Service Points										
		I	2	3	4	5	Tot	I	2	3	4	5	Tot	I	2	3	4	5	Tot	I	2	3	4	5	Tot	I	2	3	4	5	Tot	
Japan		Technical Fouls					0	0	0	0	0	0																				
1	Demachi, Yutaka	2	0	0	0	2	1	0	0	0	0	1	2	0	0	0	2	2	2	1	1	6	1	0	0	1	2					
2	Koyama, Tsutomu	-	-	0	0	0	-	-	0	0	0	-	-	0	0	0	-	-	0	0	0	-	-	0	0	0						
3	Sugahara, Sadatoshi	0	0	0	0	0	0	0	0	0	0	0	0	0	0	0	0	0	1	1	2	0	0	1	1	2						
4	Ikeda, Naohiro	3	0	2	1	6	0	1	1	0	2	4	3	4	3	14	2	1	0	1	4	0	1	0	0	1						
5	Sato, Yasutaka	0	1	1	3	5	1	1	1	0	3	4	4	4	2	14	0	0	0	0	0	0	0	0	0	0						
6	Kosedo, Toshiaki	-	-	-	-	-	-	-	-	-	-	-	-	-	-	-	-	-	-	-	-	-	-	-	-	-						
7	Higuchi, Tokihiko	-	-	-	-	-	-	-	-	-	-	-	-	-	-	-	-	-	-	-	-	-	-	-	-	-						
8	Minami, Masayuki	1	1	1	1	4	2	3	0	1	6	3	9	3	5	20	2	3	2	2	9	0	1	0	0	1						
9	Tokutomi, Takeshi	-	-	-	-	-	-	-	-	-	-	-	-	-	-	-	-	-	-	-	-	-	-	-	-	-						
10	Moriyama, Teruhisa	2	3	4	2	11	2	2	1	0	5	3	8	8	5	21	3	3	1	2	9	0	1	0	0	1						
11	Nakamura, Yuzo	-	-	-	-	-	-	-	-	-	-	-	-	-	-	-	-	-	-	-	-	-	-	-	-	-						
12	Nekota, Katsutoshi	0	1	0	0	1	0	0	0	1	1	1	6	0	0	7	0	0	0	0	0	0	0	0	1	1						
Total		8	6	8	7	29	6	7	3	2	18	17	30	16	15	78	9	9	5	7	30	1	3	1	3	8						

No.	Name	Points					Missed Points					Side out Successes					Side out Misses					Service Points														
		I	2	3	4	5	Tot	I	2	3	4	5	Tot	I	2	3	4	5	Tot	I	2	3	4	5	Tot	I	2	3	4	5	Tot					
Brazil		Technical Fouls					0	0	0	0	0	0																								
1	Franca, Joao Claudio	-	0	0	-	-	0	-	0	0	-	-	0	-	0	0	-	-	0	-	2	0	-	-	2	-	0	0	-	-	0					
2	Schwartz Da Costa, Jose M.	-	-	-	-	-	-	-	-	-	-	-	-	-	-	-	-	-	-	-	-	-	-	-	-	-	-	-	-	-						
3	Leao De Oliveira, H.	0	0	-	-	-	0	0	0	-	-	-	0	0	0	-	-	-	0	1	0	-	-	-	1	0	0	-	-	-	0					
4	De Victor, Newdon Emanuel	1	1	0	1	1	4	0	0	4	0	2	6	4	0	5	3	8	20	2	0	1	1	0	4	0	0	1	0	0	1					
5	Albano Feitosa, Carlos E.	1	0	0	0	1	2	4	0	0	1	0	5	2	2	0	0	0	4	2	0	0	1	1	4	0	0	0	0	0	0					
6	Volpi, Marco Antonio	2	1	2	1	0	6	0	1	2	0	1	4	7	4	5	3	4	23	0	1	1	1	0	3	1	0	0	1	0	2					
7	Nuzman, Carlos Arthur	0	2	2	-	0	4	0	2	1	-	1	4	0	8	2	-	0	10	0	3	2	-	1	6	0	1	0	-	0	1					
8	De Oliveira Ramalho, J.	2	0	0	0	1	3	0	0	0	1	2	3	1	5	6	1	6	9	3	1	2	0	1	7	0	0	0	0	0	0					
9	Viotti De Azevedo, Decio	0	0	4	1	2	7	1	0	0	0	0	1	2	2	2	1	4	11	1	0	2	3	0	6	0	0	0	0	0	0					
10	Barcellos Borges, V.M.	1	0	0	0	1	2	0	0	1	0	1	2	1	0	1	0	0	2	1	0	0	0	1	2	0	0	1	0	0	1					
Total		7	4	8	3	6	28	5	3	8	2	7	25	17	21	21	8	22	89	10	7	8	6	4	35	1	1	2	1	0	5					

No.	Name	Points					Missed Points					Side out Successes					Side out Misses					Service Points													
		I	2	3	4	5	Tot	I	2	3	4	5	Tot	I	2	3	4	5	Tot	I	2	3	4	5	Tot	I	2	3	4	5	Tot				
Hungary		Technical Fouls					0	0	0			0																							
1	Czafik, Bela	0	0	0			0	0	0			0	0	0	0			0	0	0	0			0	1	0	0			1					
2	Ivancso, Vilmos	-	-	0			0	-	-	0		0	-	-	0			0	-	-	0			0	-	-	0			0					
3	Lantos, Csaba	2	1	0			3	1	0	0		1	0	3	2			5	1	0	0			1	2	0	0			2					
4	Bodo, Gabor	-	-	-			-	-	-			-	-	-			-	-	-				-	-	-				-						
5	Molnar, Istvan	0	1	0			1	0	0	0		0	7	7	3			17	3	0	1			4	0	0	0			0					
6	Prouza, Otto	0	0	0			0	0	0	0		0	0	0	0			0	0	0	0			0	0	0	0			0					
7	Tuske, Ferenc	0	0	1			1	0	1	1		2	1	1	0			2	0	1	0			1	0	0	0			0					
8	Florian, Tibor	-	-	-			-	-	-			-	-	-			-	-	-				-	-	-				-						
9	Galos, Laszlo	0	0	0			0	0	2	0		2	3	1	0			4	2	0	1			3	0	0	0			0					
10	Kangyerka, Antal	-	-	-			-	-	-			-	-	-			-	-	-				-	-	-				-						
11	Tatar, Mihaly	0	1	1			2	2	1	1		4	6	6	6			18	0	1	1			2	0	0	0			0					
12	Janosi, Ferenc	1	3	2			6	0	0	0		0	3	7	2			12	3	2	1			6	0	0	0			0					
Total		3	6	4			13	3	4	2		9	20	25	13			58	9	4	4			17	3	0	0			3					

Match No. 16 Time 11.16~13.14

Bulgaria 1 (10—15) 3 **Japan**

Referee Kettner (CZECHSLV)

(15—12)
(6—15) Umpire Moerman, P. Paulus (NETHLAND)
(10—15)

No.	Name	Points					Missed Points					Side out Successes					Side out Misses					Service Points										
		1	2	3	4	5	Tot	1	2	3	4	5	Tot	1	2	3	4	5	Tot	1	2	3	4	5	Tot	1	2	3	4	5	Tot	
Bulgaria		Technical Fouls					0	0	0	0	0																					
1	Karov, Dimitre Lukov	0	0	0	0	0	1	0	0	0	1	2	0	1	1	0	2	0	0	0	0	0	1	0	0	0	0	1	0	0	0	1
2	Kotchev, Ivan Petrov	-	0	0	0	0	-	0	0	0	0	0	-	0	0	5	5	-	0	0	0	0	-	0	0	0	0	-	0	0	0	0
3	Konstantinov, Georgi A.	2	4	1	0	7	0	0	1	0	0	1	8	8	5	0	21	0	0	0	0	0	0	0	0	0	0	0	0	0	0	0
4	Christov, Petko Pantelev	1	1	-	0	2	0	1	-	2	0	3	2	4	-	3	9	1	1	-	0	2	0	0	-	0	0	0	0	-	0	0
5	Kratchmarov, Petar S.	-	-	-	-	-	-	-	-	-	-	-	-	-	-	-	-	-	-	-	-	-	-	-	-	-	-	-	-	-	-	-
6	Srandev, Simeon M.	-	0	0	2	2	-	0	1	0	0	1	-	2	5	10	17	-	0	1	0	1	-	0	0	0	0	0	0	0	0	0
7	Stoyanov, Klatchezar M.	1	2	2	1	6	0	0	1	1	0	2	5	6	5	2	18	4	1	1	1	7	0	0	0	0	0	0	0	0	0	0
8	Giuderov, Boris Vassilev	0	-	1	1	2	0	-	0	0	0	0	1	-	0	0	1	1	-	0	0	1	0	-	0	0	0	0	-	0	0	0
9	Ivanov, Kiril Metodiev	0	0	0	-	0	2	1	2	-	0	5	0	7	0	-	7	0	0	0	-	0	0	0	0	-	0	0	0	0	-	0
10	Slavov, Slavtcho Stoyanov	-	-	-	0	0	-	-	-	0	0	0	-	-	-	3	3	-	-	-	0	0	-	-	-	1	1	1	-	-	-	1
11	Boyadjiev, Georgi Spassov	0	-	0	0	0	0	0	-	0	0	0	0	-	0	0	0	0	-	0	1	1	0	-	0	0	0	0	-	0	0	0
12	Koritarov, Angel B.	0	0	0	0	0	3	0	0	0	0	3	0	0	0	0	0	0	0	0	0	0	0	1	1	0	0	0	1	1	0	2
Total		4	7	4	4	19	6	2	5	4	0	17	16	28	16	23	83	6	2	2	2	12	1	1	1	1	1	1	1	1	1	4

Match No. 17 Time 13.30~14.50

Czechoslovakia 3 (15—7) 0 **U.S.A.**

Referee Leibnitz, Newton (BRAZIL)

(15—13)
(16—14) Umpire Yamagishi, Kazuo (JAPAN)

No.	Name	Points					Missed Points					Side out Successes					Side out Misses					Service Points										
		1	2	3	4	5	Tot	1	2	3	4	5	Tot	1	2	3	4	5	Tot	1	2	3	4	5	Tot	1	2	3	4	5	Tot	
Czechoslovakia		Technical Fouls					0	0	0	0	0																					
1	Smidl, Vaclav	-	-	-	-	-	-	-	-	-	-	-	-	-	-	-	-	-	-	-	-	-	-	-	-	-	-	-	-	-	-	-
2	Sorm, Josef	1	1	2		4	0	0	0	0	0	0	3	4	4		11	3	1	1		5	3	1	1		5					
3	Humhal, Zdenek	-	-	0		0	-	-	0		0	0	-	-	1		1	-	-	0		0	-	-	0		0	-	-	0		0
4	Labuda, Josef	-	-	-		-	-	-	-		-	-	-	-	-		-	-	-	-		-	-	-	-		-	-	-	-		-
5	Musil, Josef	0	1	0		1	0	0	1		1	1	1	3	1		5	1	1	1		3	0	0	2		2					2
6	Kop, Petr	2	0	0		2	0	0	0		0	5	3	2		10	1	3	0		4	1	0	0		1					1	
7	Cuda, Milan	-	-	-		-	-	-	-		-	-	-	-	-		-	-	-	-		-	-	-	-		-	-	-	-		-
8	Paulus, Karel	-	-	0		0	-	-	0		0	-	-	0		0	-	-	0		0	-	-	0		0	-	-	0		0	
9	Golian, Bohumil	0	0	1		1	1	1	1		3	0	2	0		2	0	1	1		2	0	0	0		0					0	
10	Perusic, Boris	-	0	-		0	-	0	-		0	-	0	-		0	-	0	-		0	-	0	-		0	-	0	-		0	
11	Schenk, Pavel	2	1	1		4	0	1	1		2	2	4	4		10	1	1	2		4	0	1	0		1					1	
12	Toman, Ladislav	0	1	1		2	1	1	0		2	1	1	1		3	3	2	0		5	1	1	0		2					2	
Total		5	4	5		14	2	3	3		8	12	17	13		42	9	9	5		23	5	3	3		11					11	

Match No. 18 Time 17.15~18.34

Netherlands 0 (9—15) 3 **Rumania**

Referee Davies, Glen (U.S.A.)

(6—15)
(13—15) Umpire Schuster, Karl Heinz (GERMANY)

No.	Name	Points					Missed Points					Side out Successes					Side out Misses					Service Points										
		1	2	3	4	5	Tot	1	2	3	4	5	Tot	1	2	3	4	5	Tot	1	2	3	4	5	Tot	1	2	3	4	5	Tot	
Netherlands		Technical Fouls					0	0	0	0	0																					
1	Korsloot, Jacob	0	0	-		0	0	0	0		0	0	0	0		0	0	0	0		0	0	0	0		0	0	0	0		0	0
2	Koolen, Jurjaan C.	0	0	0		0	0	0	0		0	0	1	1		2	0	1	0		1	0	0	0		0					0	
3	Tinkhof, Johannes G.G.	0	0	-		0	0	0	0		0	2	1	-		3	0	1	-		1	0	0	-		0					0	
4	Oosterbaan, Jan Martinus	0	-	2		2	0	-	0		0	1	-	5		6	1	-	0		1	0	-	0		0					0	
5	Groenhuijzen, Robert G.	1	2	2		5	1	3	0		4	2	2	4		8	1	0	0		1	0	0	0		0					0	
6	Swieter, Pieter	1	1	1		3	1	3	1		5	8	3	3		14	0	0	0		0	0	0	0		0					0	
7	Van Wijnen, Johan Wilhelm	-	-	0		0	-	-	0		0	-	-	0		0	-	-	0		0	-	-	0		0	-	-	0		0	
8	De Vink, Jacques	0	2	0		2	1	1	2		4	4	2	6		12	0	0	1		1	0	0	1		1					1	
9	Van Der Stoep, Dingeman	2	0	0		2	2	1	1		4	0	2	1		3	3	0	2		5	1	0	0		1					1	
10	Ewalds, Jacques	-	-	-		-	-	-	-		-	-	-	-		-	-	-	-		-	-	-	-		-	-	-	-		-	
11	Van Der Hoek, Johannes	0	0	0		0	1	1	0		2	0	0	1		1	0	1	0		1	0	0	0		0					0	
12	Constandse, Franklin L.	-	-	-		-	-	-	-		-	-	-	-		-	-	-	-		-	-	-	-		-	-	-	-		-	
Total		4	5	5		14	6	9	4		19	17	11	21		49	5	3	3		11	1	0	1		2					2	

No.	Name	Points					Missed Points					Side out Successes					Side out Misses					Service Points								
		I	2	3	4	5	Tot	I	2	3	4	5	Tot	I	2	3	4	5	Tot	I	2	3	4	5	Tot	I	2	3	4	5
	Japan	Technical Fouls					0	0	0	0	0	0																		
1	Demachi, Yutaka	0	1	0	0	1	0	1	0	0	1	2	0	0	0	0	0	0	1	1	0	1	3	0	1	0	0	0	1	1
2	Koyama, Tsutomu	0	0	1	0	1	0	0	0	0	0	0	0	0	0	0	0	0	0	0	0	0	0	0	0	0	0	0	0	0
3	Sugahara, Sadatoshi	0	0	0	0	0	0	0	0	0	0	0	0	0	0	0	0	0	0	0	1	0	1	0	0	0	0	0	0	0
4	Ikeda, Naohiro	0	0	-	-	0	2	0	-	-	-	2	0	0	-	-	-	0	0	0	-	-	0	0	0	0	-	-	-	0
5	Sato, Yasutaka	0	4	3	2	9	1	0	0	0	1	2	2	8	6	8	24	0	2	1	1	4	0	1	0	1	0	1	2	
6	Kosedo, Toshiaki	4	0	2	1	7	0	1	0	1	1	2	1	6	2	0	9	0	2	0	1	3	1	0	0	0	0	0	1	
7	Higuchi, Tokihiko	-	-	-	-	-	-	-	-	-	-	-	-	-	-	-	-	-	-	-	-	-	-	-	-	-	-	-	-	
8	Minami, Masayuki	3	0	0	4	7	1	2	1	1	1	5	6	6	7	9	28	1	2	1	1	5	0	0	0	0	0	0	0	
9	Tokutomi, Takeshi	-	-	-	-	-	-	-	-	-	-	-	-	-	-	-	-	-	-	-	-	-	-	-	-	-	-	-	-	
10	Moriyama, Teruhisa	1	1	2	1	5	0	2	0	0	0	2	4	9	4	7	24	0	1	2	0	3	0	0	2	1	0	1	3	
11	Nakamura, Yuzo	-	-	-	-	-	-	-	-	-	-	-	-	-	-	-	-	-	-	-	-	-	-	-	-	-	-	-	-	
12	Nekota, Katsutoshi	0	1	0	1	2	1	1	0	1	1	3	0	4	1	2	7	0	0	0	1	1	0	1	0	0	0	0	1	
	Total	8	7	8	9	32	5	7	1	5	5	18	13	33	20	26	92	2	8	5	5	20	1	3	2	2	2	2	8	

No.	Name	Points					Missed Points					Side out Successes					Side out Misses					Service Points								
		I	2	3	4	5	Tot	I	2	3	4	5	Tot	I	2	3	4	5	Tot	I	2	3	4	5	Tot	I	2	3	4	5
	U.S.A.	Technical Fouls					0	0	0	0	0	0																		
1	Velasco, Pedro	0	-	0		0	1	-	0		0	1	0	-	0		0	0	-	0		0	0	0	-	0		0		0
4	Lang, Ronald Dwayne	0	0	0		0	1	2	0		0	3	0	0	0		0	0	2	1		3	0	1	1			1		2
5	Highland, Jacob Alapaki	0	0	-		0	0	0	-		0	0	0	0	-		0	0	1	0		1	0	0	-			0		0
6	O'Hara, Michael Futch	1	0	-		1	1	0	-		0	1	0	0	-		0	2	0	-		2	0	0	-			0		0
7	Griebenow, William Earl	0	0	0		0	0	2	0		0	2	0	0	0		0	0	1	1		2	2	1	0			3		3
8	Bright, David Michael	0	0	5		5	2	1	2		2	5	3	4	4		11	0	2	0		2	1	0	0			1		1
9	Hammer, Richard Bernarr	-	2	2		4	-	0	3		3	-	2	5		7	-	2	2		4	-	0	1			1		1	
10	Nelson, Charles T.	-	-	-		-	-	-	-		-	-	-	-	-		-	-	-	-		-	-	-	-	-	-	-		-
11	Taylor, John Franklin	-	-	-		-	-	-	-		-	-	-	-	-		-	-	-	-		-	-	-	-	-	-	-		-
12	Brown, Barry R.	0	1	-		1	0	1	-		0	1	5	1	-		6	3	1	-		4	0	1	-			1		1
13	Erickson, Keith R.	1	1	2		4	0	1	3		3	4	3	6	6		15	2	4	5		11	0	0	0			0		0
14	Suwara, Ernest	0	3	0		3	0	1	0		0	1	2	6	4		12	1	0	3		4	0	0	0			0		0
	Total	2	7	9		18	5	8	8		8	21	13	19	19		51	10	12	11		33	3	3	2			8		8

No.	Name	Points					Missed Points					Side out Successes					Side out Misses					Service Points								
		I	2	3	4	5	Tot	I	2	3	4	5	Tot	I	2	3	4	5	Tot	I	2	3	4	5	Tot	I	2	3	4	5
	Rumania	Technical Fouls					0	0	0	0	0	0																		
1	Fieraru, Gheorghe	1	1	2		4	0	0	0		0	0	2	2	3		7	3	1	1		5	2	0	1			3		3
2	Nicolau, Horatiu	0	0	1		1	1	0	0		0	1	4	3	4		11	0	0	0		0	0	0	1			1		1
3	Dragan, Aurel	-	0	0		0	-	0	0		0	0	-	0	0		0	-	0	0		0	-	0	0			0		0
4	Szocs, Iuliu	1	1	1		3	0	0	1		1	6	3	9		18	2	1	2		5	0	0	0			0		0	
5	Schreiber, Wiliam	-	-	-		-	-	-	-		-	-	-	-	-		-	-	-	-		-	-	-	-	-	-	-		-
6	Grigorovici, Mihai	-	-	-		-	-	-	-		-	-	-	-	-		-	-	-	-		-	-	-	-	-	-	-		-
7	Plocon, Davila	3	1	1		5	1	1	0		0	2	4	2	2		8	1	0	1		2	1	0	0			1		1
8	Barbuta, Nicolae	-	-	-		-	-	-	-		-	-	-	-	-		-	-	-	-		-	-	-	-	-	-	-		-
9	Derzsi, Eduard	0	1	0		1	0	0	2		2	0	0	5		5	0	1	2		3	0	0	1			1		1	
10	Chezan, Mihai	1	0	3		4	1	0	2		2	3	4	2	2		8	1	1	0		2	0	1	0			1		1
11	Ganciu, Constantin	0	1	0		1	1	0	2		2	3	1	1	1		3	1	1	1		3	0	0	0			0		0
12	Coste, Mihai	-	-	0		0	-	-	0		0	-	-	0		0	-	-	0		0	-	-	0			0		0	
	Total	6	5	8		19	4	1	7		7	12	21	13	26		60	8	5	7		20	3	1	3			7		7

Match No. 19 Time 19.14~20.47 **U.S.S.R. 3** (15—9) **0** **Hungary**
 Referee Nokihara, Masashige (JAPAN) (15—13) (15—11) Umpire Armasescu, Const. (RUMANIA)

No.	Name	Points					Missed Points					Side out Successes					Side out Misses					Service Points							
		1	2	3	4	5	Tot	1	2	3	4	5	Tot	1	2	3	4	5	Tot	1	2	3	4	5	Tot	1	2	3	4
U.S.S.R.		Technical Fouls					0	0	0						0														
1	Chesnokov, Yury	0	3	0	3		1	2	1	4		7	5	9	21		0	2	1	3		0	0	3	3		3		
2	Vengerovsky, Yury	0	0	0	0		0	0	0	0		0	0	0	0		0	0	0	0		0	0	0	0		0		
3	Sibiriakov, Eduard	-	-	-	-		-	-	-	-		-	-	-	-		-	-	-	-		-	-	-	-		-		
4	Voskoboinikov, Dmitry	2	1	3	6		0	1	0	1		2	5	8	15		0	1	2	3		0	1	0	0		1		
5	Kacharava, Vazha	-	-	-	-		-	-	-	-		-	-	-	-		-	-	-	-		-	-	-	-		-		
6	Ljugailo, Stanislav	-	-	-	-		-	-	-	-		-	-	-	-		-	-	-	-		-	-	-	-		-		
7	Kovalenko, Vitaly	-	-	-	-		-	-	-	-		-	-	-	-		-	-	-	-		-	-	-	-		-		
8	Poyarkov, Yury	0	0	1	1		1	0	0	1		2	2	2	6		2	2	2	6		1	3	0	4		4		
9	Bugaenkov, Ivan	1	2	2	5		0	0	2	2		6	10	4	20		2	2	0	4		0	0	0	0		0		
10	Burobin, Nikolay	2	0	0	2		1	1	0	2		3	9	3	15		0	2	0	2		0	0	0	0		0		
11	Kalachikhin, Valery	-	0	-	0		-	0	-	0		-	0	-	0		-	0	-	0		-	0	-	0		0		
12	Mondzolevsky, Georgy	0	0	0	0		0	1	0	1		0	0	0	0		0	1	1	2		1	1	1	3		3		
Total		5	6	6	17		3	5	3	11		20	31	26	77		4	10	6	20		2	5	4	11				

Match No. 20 Time 15.15~17.02 **Korea 1** (12—15) **3** **Brazil**
 Referee Ormai, Laszlo (HUNGARY) (8—15) (16—14) Umpire Matsumoto, Miki (JAPAN) (14—16)

No.	Name	Points					Missed Points					Side out Successes					Side out Misses					Service Points							
		1	2	3	4	5	Tot	1	2	3	4	5	Tot	1	2	3	4	5	Tot	1	2	3	4	5	Tot	1	2	3	4
Korea		Technical Fouls					0	0	0						0														
1	Kim, In Soo	0	0	0	0		1	0	0	1		2	0	1	1		1	0	1	3		0	0	1	0		1		
2	Oh, Pyong Kil	-	-	0	-		0	-	0	-		0	-	0	-		0	-	0	0		-	0	-	-		0		
3	Sohn, Young Wan	-	0	0	-		0	-	0	-		0	-	2	1		-	3	-	0		1	-	0	-		0		
4	Chung, Sun Hung	-	-	-	0		0	-	-	0		0	-	-	0		0	-	-	0		0	-	-	0		0		
5	Park, Suh Kwang	0	1	2	3		1	1	1	1		4	2	4	9		0	0	0	1		1	0	0	2		2		
6	Suh, Ban Suk	1	-	2	5		2	-	1	2		5	7	-	22		3	-	0	0		3	1	-	0		1		
7	Lee, Kyu Soh	0	-	0	0		0	1	-	0		1	2	-	1		0	-	1	0		1	0	0	0		0		
8	Kim, Young Joon	1	0	0	1		2	0	1	1		0	2	3	8		0	0	1	1		2	1	1	0		2		
9	Kim, Sung Kil	0	0	-	-		0	0	0	-		0	1	1	2		0	1	-	0		0	0	0	-		0		
10	Kim, Kwang Soo	-	1	-	-		1	-	2	-		2	-	0	0		-	0	-	-		0	-	0	-		0		
11	Kim, Jin Hee	0	0	0	2		2	0	0	0		0	1	4	6		1	0	1	0		2	0	0	0		0		
12	Lim, Tae Hoh	1	0	1	2		4	1	0	0		0	1	1	4		3	1	0	1		5	0	0	1		1		
Total		3	2	5	7		17	6	4	3		5	18	12	56		8	2	5	4		19	2	1	3		7		

Match No. 21 Time 11.14~13.29 **Rumania 3** (15—9) **2** **Korea**
 Referee Moerman, P. Paulus (NETHLAND) (14—16) (8—15) Umpire Kuwabara, Hiroshi (JAPAN) (15—9) (15—9)

No.	Name	Points					Missed Points					Side out Successes					Side out Misses					Service Points							
		1	2	3	4	5	Tot	1	2	3	4	5	Tot	1	2	3	4	5	Tot	1	2	3	4	5	Tot	1	2	3	4
Rumania		Technical Fouls					0	0	0						0														
1	Fieraru, Gheorghe	1	0	0	1		2	0	0	0		0	0	1	1		3	2	1	0		0	0	0	3		0		
2	Nicolau, Horatiu	1	2	0	3		6	2	1	3		0	1	7	4		3	3	4	5		19	2	1	0		0		
3	Dragan, Aurel	-	0	0	-		0	-	0	1		0	-	1	-		0	1	0	-		1	-	0	0		0		
4	Szocs, Iuliu	1	3	3	3		13	2	1	3		2	1	9	5		4	7	5	3		24	1	0	1		3		
5	Schreiber, William	-	-	-	-		-	-	-	-		-	-	-	-		-	-	-	-		-	-	-	-		-		
6	Grigorovici, Mihai	-	1	0	2		0	3	-	0		0	0	0	-		2	2	2	4		10	-	0	0		0		
7	Plocon, Davila	2	0	-	-		2	0	0	1		-	0	1	4		3	-	-	0		7	1	0	-		0		
8	Barbuta, Nicolae	-	1	1	0		2	-	0	0		2	2	-	2		5	1	1	9		-	1	3	1		6		
9	Derzsi, Eduard	-	-	-	-		-	-	-	-		-	-	-	-		-	-	-	-		-	-	-	-		-		
10	Chezan, Mihai	-	-	0	-		0	-	1	-		-	1	-	-		0	-	-	0		-	-	0	-		0		
11	Ganciu, Constantin	2	0	0	0		1	3	0	0		1	0	1	0		1	0	0	1		2	2	0	2		2		
12	Coste, Mihai	0	1	-	-		1	2	0	1		-	0	1	8		2	-	-	0		10	0	1	-		0		
Total		7	8	4	5		9	33	4	4		9	2	4	23		22	17	19	12		15	85	8	4		5		

No.	Name	Points					Missed Points					Side out Successes					Side out Misses					Service Points									
		1	2	3	4	5	Tot	1	2	3	4	5	Tot	1	2	3	4	5	Tot	1	2	3	4	5	Tot	1	2	3	4	5	Tot
	Hungary	Technical Fouls					0	0	0				0																		
1	Czafik, Bela	-	0	-			0	-	0	-			0	-	0	-			0	-	0	-			0	-	0	-			0
2	Ivancso, Vilmos	-	0	-			0	-	0	-			0	-	0	-			0	-	0	-			0	-	0	-			0
3	Lantos, Csaba	0	0	1			1	2	0	0			2	7	5	3			15	0	1	0			1	0	0	0			0
4	Bodo, Gabor	-	-	0			0	-	-	0			0	-	-	0			0	-	-	0			0	-	-	0			0
5	Molnar, Istvan	1	1	2			4	2	1	0			3	3	8	5			16	1	2	1			4	0	0	0			0
6	Prouza, Otto	-	0	-			0	-	0	-			0	-	0	-			0	-	0	-			0	-	0	-			0
7	Tuske, Ferenc	0	1	0			1	1	1	0			2	1	0	1			2	0	0	0			0	0	0	0			0
8	Florian, Tibor	-	-	-			-	-	-	-			-	-	-	-			-	-	-	-			-	-	-	-			-
9	Galos, Laszlo	0	1	1			2	0	2	3			5	2	6	3			11	1	0	0			1	0	0	0			0
10	Kangyerka, Antal	-	-	-			-	-	-	-			-	-	-	-			-	-	-	-			-	-	-	-			-
11	Tatar, Mihaly	5	2	2			9	3	0	1			4	4	4	5			13	1	1	1			3	0	0	0			0
12	Janosi, Ferenc	0	3	1			4	0	0	1			1	3	4	4			11	2	2	0			4	0	0	1			1
	Total	6	8	7			21	8	4	5			17	20	27	21			68	5	6	2			13	0	0	1			1

No.	Name	Points					Missed Points					Side out Successes					Side out Misses					Service Points									
		1	2	3	4	5	Tot	1	2	3	4	5	Tot	1	2	3	4	5	Tot	1	2	3	4	5	Tot	1	2	3	4	5	Tot
	Brazil	Technical Fouls					0	0	0	0			0																		
1	Franca, Joao Claudio	-	-	1	-		1	-	-	1	-		1	-	-	0	-		0	-	-	0	-		0	-	-	0	-		0
2	Schwartz DaCosta, Joe M.	-	-	-	-		-	-	-	-			-	-	-	-			-	-	-	-			-	-	-	-			-
3	Leao De Oliveira H.	-	-	0	-		0	-	-	0	-		0	-	-	0	-		0	-	-	0	-		0	-	-	0	-		0
4	De Victor, Newdon Emanuel	2	0	0	0		2	1	0	1	0		2	4	0	2	0		6	2	0	1	0		3	0	0	0	0		0
5	Albano Feitosa, Carlos E.	3	1	0	0		4	0	0	1	1		2	0	0	0	1		1	1	1	1	0		3	0	0	0	0		0
6	Volpi, Marco Antonio	1	2	2	9		14	2	2	2	2		8	4	4	4	6		18	3	0	0	1		4	0	0	0	0		0
7	Nuzman, Carlos Arthur	0	1	2	0		3	0	0	2	0		2	1	1	6	4		12	0	1	2	0		3	0	1	0	0		1
8	De Oliveira Ramalho, J.	0	0	1	1		2	0	0	1	0		1	2	1	6	2		11	0	0	2	1		3	0	0	0	0		0
9	Viotti De Azevedo, Decio	1	3	4	1		9	3	3	2	1		9	1	3	1	3		8	1	0	0	1		2	0	0	0	0		0
10	Barcellos Borges, V.M.	0	3	0	0		3	1	0	0	0		1	0	0	2	1		3	1	1	0	1		3	2	0	1	0		3
	Total	7	10	10	11		38	7	5	10	4		26	12	9	21	17		59	8	3	6	4		21	2	1	1	0		4

No.	Name	Points					Missed Points					Side out Successes					Side out Misses					Service Points							
		1	2	3	4	5	Tot	1	2	3	4	5	Tot	1	2	3	4	5	Tot	1	2	3	4	5	Tot	1	2	3	4
	Korea	Technical Fouls					0	0	0	0	0		0																
1	Kim, In Soo	0	0	0	0	0	0	0	0	0	0	0	0	0	0	0	0	0	0	0	0	0	0	0	0	0	0	0	0
2	Oh, Pyong Kil	-	-	-	-	-	-	-	-	-	-	-	-	-	-	-	-	-	-	-	-	-	-	-	-	-	-	-	-
3	Sohn, Young Wan	-	0	-	-	0	-	0	-	-	0	-	0	-	-	0	-	0	-	-	0	-	-	0	-	-	0	-	0
4	Chung, Sun Hung	0	1	1	0	0	2	1	2	0	1	1	5	2	0	0	0	2	0	1	0	0	1	2	0	0	0	0	0
5	Park, Suh Kwang	-	-	-	-	-	-	-	-	-	-	-	-	-	-	-	-	-	-	-	-	-	-	-	-	-	-	-	-
6	Suh, Ban Suk	-	-	-	-	0	0	-	-	-	0	0	-	-	-	1	1	-	-	-	1	1	-	-	-	-	0	0	0
7	Lee, Kyu Soh	0	0	0	0	0	0	0	0	0	0	0	0	0	0	0	0	0	0	0	0	0	0	0	0	0	0	0	0
8	Kim, Young Joon	0	1	0	0	0	1	1	0	1	2	0	4	5	7	6	3	9	30	2	0	0	1	0	3	0	0	2	0
9	Kim, Sung Kil	2	1	2	4	2	11	1	1	0	2	2	6	2	1	2	2	1	8	0	0	0	2	1	3	0	1	0	1
10	Kim, Kwang Soo	1	1	0	1	0	3	3	0	1	2	2	8	4	4	7	0	3	18	1	0	0	0	1	0	0	0	1	1
11	Kim, Jin Hee	1	3	0	0	1	5	1	0	0	1	0	2	3	0	1	2	2	8	0	1	0	0	1	1	1	0	0	2
12	Lim, Tae Hoh	0	2	1	0	0	3	1	2	1	2	1	7	2	3	0	2	1	8	1	0	1	0	1	3	0	1	2	0
	Total	4	9	4	5	3	25	8	5	3	10	6	32	18	15	16	9	17	75	4	2	1	3	4	14	1	3	2	2

Match No. 22 Time 17.14~19.39 **Brazil** **3** (15—4)
(13—15) **2** **Hungary**
Referee Fish, Alton (U.S.A.) (11—15) Umpire Lee, Taik Keun (KOREA)
(16—14)
(15—11)

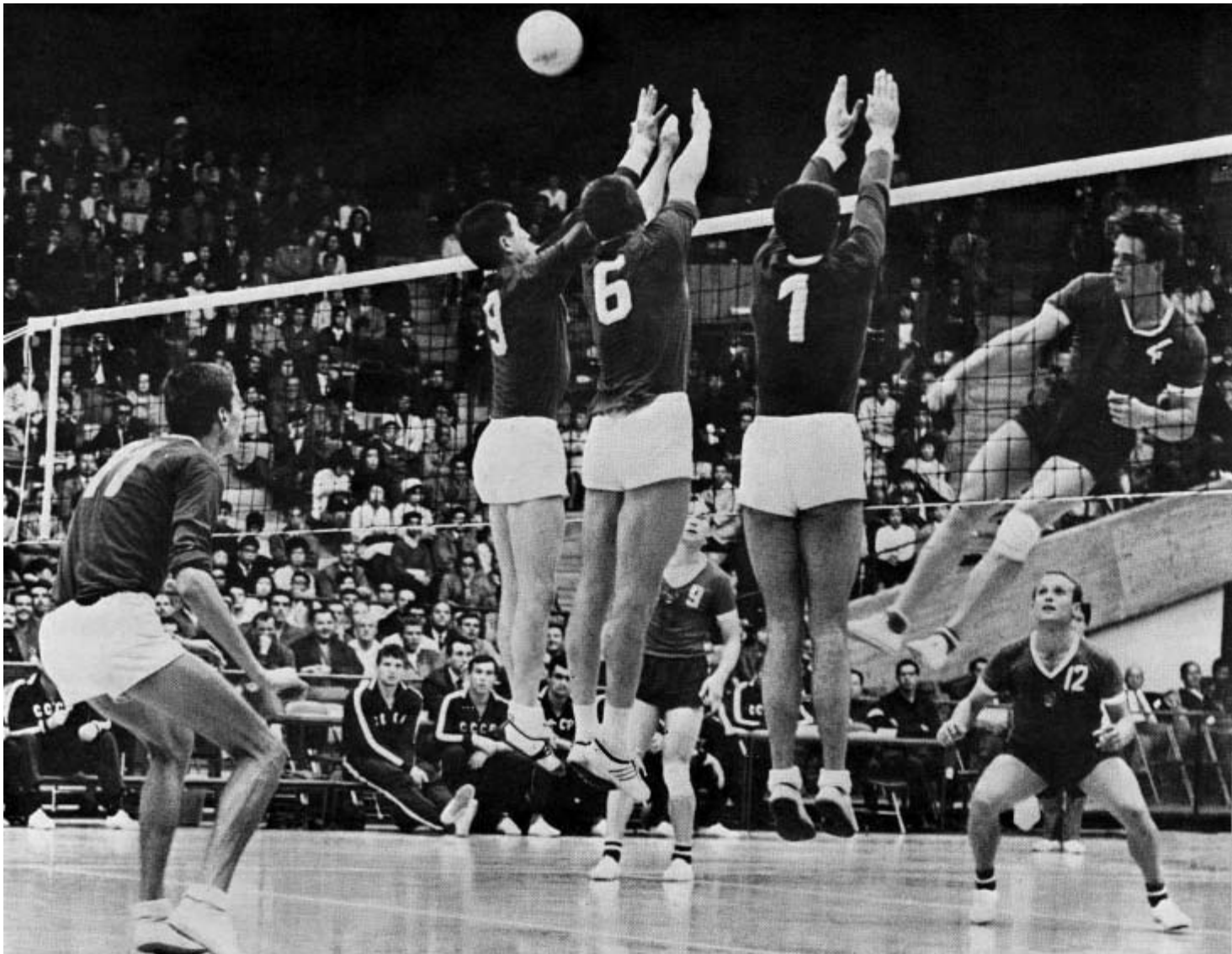
No.	Name	Points					Missed Points					Side out					Successes					Side out					Misses					Service Points										
		I	2	3	4	5	Tot	I	2	3	4	5	Tot	I	2	3	4	5	Tot	I	2	3	4	5	Tot	I	2	3	4	5	Tot	I	2	3	4	5	Tot					
Brazil		Technical Fouls																														0	0	0	0	0	0					
1	Franca, Joao Claudio	-	-	-	-	-	-	-	-	-	-	-	-	-	-	-	-	-	-	-	-	-	-	-	-	-	-	-	-	-	-	-	-	-	-	-	-	-	-	-	-	
2	Schwart Da Costa, Jose M.	-	-	-	-	-	-	-	-	-	-	-	-	-	-	-	-	-	-	-	-	-	-	-	-	-	-	-	-	-	-	-	-	-	-	-	-	-	-	-		
3	Leao De Oliveira, H.	-	0	0	0	-	0	-	0	1	0	-	1	-	0	0	0	-	0	-	0	0	1	-	1	-	1	-	0	0	0	-	0	0	0	-	0	0	0	-	0	
4	De Victor, Newdon Emanuel	-	-	-	-	0	0	-	-	-	-	0	0	-	-	-	-	0	0	-	-	-	-	0	0	-	-	-	-	0	0	-	-	-	-	-	-	-	-	-	0	0
5	Albano Feitosa, Carlos E.	1	1	1	0	2	5	0	0	0	0	0	0	0	1	2	2	0	0	5	1	0	0	0	0	1	0	0	0	0	1	0	0	0	0	0	0	0	0	0	0	
6	Volpi, Marco Antonio	1	2	0	4	0	7	0	3	0	0	1	4	2	5	5	8	6	26	0	0	1	0	3	4	0	0	0	0	0	1	1	0	0	0	0	0	0	1	1	0	0
7	Nuzman, Carlos Arthur	4	3	1	3	1	12	1	1	3	1	2	8	3	3	6	6	5	23	0	1	3	2	1	7	0	0	1	0	0	1	0	0	0	0	0	0	0	1	0	0	
8	De Oliveira Ramalho, J.	2	0	1	1	1	5	1	1	0	1	1	4	3	11	5	5	6	30	1	0	0	1	2	4	0	0	0	0	0	0	0	0	0	0	0	0	0	0	0	0	
9	Viotti De Azevedo, Decio	1	1	2	0	2	6	0	2	2	0	0	4	1	7	3	9	2	22	1	1	1	0	1	4	0	0	0	0	0	0	0	0	0	0	0	0	0	0	0	0	
10	Barcellos Borges, V.M.	1	1	0	0	2	4	1	1	0	1	1	4	0	1	0	1	0	2	0	1	0	0	0	1	0	0	1	0	0	1	0	0	1	0	0	1	0	0	1	0	
Total		10	8	5	8	8	39	3	8	6	3	5	25	10	29	21	29	19	108	3	3	5	4	7	22	0	0	2	0	1	3	0	0	2	0	1	3	0	0	3	0	

Match No. 23 Time 19.55~22.55 **Czechoslovakia** **2** (9—15)
(8—15) **3** **U.S.S.R.**
Referee Ormai, Laszlo (HUNGARY) (15—5) Umpire Sunada, Takashi (JAPAN)
(15—10)
(7—15)

No.	Name	Points					Missed Points					Side out					Successes					Side out					Misses					Service Points											
		I	2	3	4	5	Tot	I	2	3	4	5	Tot	I	2	3	4	5	Tot	I	2	3	4	5	Tot	I	2	3	4	5	Tot	I	2	3	4	5	Tot						
Czechoslovakia		Technical Fouls																														0	0	0	0	0	0						
1	Smidl, Vaclav	0	1	2	0	-	3	0	0	0	0	-	0	6	6	7	1	-	20	3	0	1	1	-	5	0	0	0	0	-	0	0	0	0	-	0	0	0	0	-	0		
2	Sorm, Josef	-	-	-	0	0	0	-	-	-	1	3	4	-	-	-	3	3	6	-	-	-	0	0	0	-	-	-	0	0	0	-	-	-	0	0	0	-	-	-	0	0	0
3	Humhal, Zdenek	0	1	2	1	0	4	0	2	0	0	0	2	2	5	2	2	3	14	0	2	0	0	2	4	0	0	1	0	1	0	1	2	0	0	0	0	1	0	1	2	0	0
4	Labuda, Josef	-	-	-	-	-	-	-	-	-	-	-	-	-	-	-	-	-	-	-	-	-	-	-	-	-	-	-	-	-	-	-	-	-	-	-	-	-	-	-	-	-	
5	Musil, Josef	2	0	0	0	1	3	1	0	1	0	0	2	2	4	3	2	2	13	1	1	2	1	1	6	0	0	0	0	0	0	0	0	0	0	0	0	0	0	0	0	0	0
6	Kop, Petr	3	0	-	-	0	3	1	1	-	-	0	2	4	3	-	-	2	9	1	1	-	-	0	2	0	0	-	-	0	0	0	-	-	0	0	0	-	-	0	0	0	
7	Cuda, Milan	-	-	-	-	-	-	-	-	-	-	-	-	-	-	-	-	-	-	-	-	-	-	-	-	-	-	-	-	-	-	-	-	-	-	-	-	-	-	-	-	-	
8	Paulus, Karel	-	0	-	0	0	0	-	0	-	0	0	0	-	0	-	1	0	1	1	-	0	-	0	0	0	-	0	0	0	-	-	0	0	0	0	-	-	0	0	0	0	
9	Golian, Bohumil	1	2	3	0	0	6	0	1	0	0	1	2	6	1	1	2	1	11	4	1	3	1	0	9	0	0	1	0	0	1	0	0	1	0	0	1	0	0	1	0	0	
10	Perusic, Boris	0	0	-	-	0	0	0	-	-	0	0	0	0	-	-	0	0	1	0	-	-	0	1	0	-	-	0	1	0	0	-	-	0	0	0	-	-	0	0	0	0	
11	Schenk, Pavel	1	2	0	2	1	6	0	1	0	0	1	2	7	8	7	4	4	30	0	2	2	1	0	5	0	0	0	1	0	1	0	1	0	1	0	1	0	1	0	1	0	
12	Toman, Ladislav	0	0	0	2	0	2	1	0	0	1	1	3	3	3	3	4	5	18	2	0	0	2	0	4	0	0	0	0	0	0	0	0	0	0	0	0	0	0	0	0	0	
Total		7	6	7	5	2	27	3	5	1	2	6	17	30	30	23	19	20	122	12	7	8	6	3	36	0	0	2	1	1	4	0	0	2	1	1	4	0	0	3	0		

No.	Name	Points					Missed Points					Side out					Successes					Side out					Misses					Service Points												
		I	2	3	4	5	Tot	I	2	3	4	5	Tot	I	2	3	4	5	Tot	I	2	3	4	5	Tot	I	2	3	4	5	Tot	I	2	3	4	5	Tot							
U.S.S.R.		Technical Fouls																														0	0	0	0	0	0							
1	Chesnokov, Yury	2	2	0	4	2	10	1	0	0	0	0	1	5	10	5	3	6	29	1	0	1	1	0	3	1	2	0	1	1	5	0	0	1	1	5	0	0	1	1	5	0	0	
2	Vengerovsky, Yury	0	0	0	0	-	0	0	0	1	1	-	2	0	0	0	1	-	1	0	0	0	0	-	0	0	0	1	0	-	1	0	-	1	0	-	1	0	-	1	0	-	1	
3	Sibiriyakov, Eduard	-	-	-	-	-	-	-	-	-	-	-	-	-	-	-	-	-	-	-	-	-	-	-	-	-	-	-	-	-	-	-	-	-	-	-	-	-	-	-	-	-	-	
4	Voskoboinikov, Dmitry	3	1	1	2	3	10	0	1	0	2	0	3	4	5	6	4	8	27	1	1	1	1	0	4	0	0	0	0	0	0	0	0	0	0	0	0	0	0	0	0	0	0	0
5	Kacharava, Vazha	-	-	0	-	-	0	-	-	2	-	-	2	-	-	2	-	-	2	-	-	2	-	-	2	-	-	0	-	-	0	-	-	0	-	-	0	-	-	0	-	-	0	-
6	Ljugailo, Stanislav	-	-	-	-	-	-	-	-	-	-	-	-	-	-	-	-	-	-	-	-	-	-	-	-	-	-	-	-	-	-	-	-	-	-	-	-	-	-	-	-	-	-	
7	Kovalenko, Vitaly	-	-	0	0	0	0	-	-	0	1	0	1	-	-	0	3	1	4	-	-	1	1	2	4	-	-	0	0	0	-	-	0	0	0	-	-	0	0	0	0	0	0	
8	Poyarkov, Yury	1	1	1	0	1	4	0	0	0	1	3	4	0	1	1	0	1	3	1	5	0	2	1	9	0	1	0	0	1	2	0	0	1	0	1	2	0	0	1	2	0	0	
9	Bugaenkov, Ivan	2	1	1	1	1	6	0	0	2	1	1	4	8	11	4	7	3	33	1	2	1	1	0	5	1	0	0	0	1	0	0	0	0	0	1	0	0	0	1	0	0	1	
10	Burobin, Nikolay	2	1	0	0	-	3	0	1	0	3	-	4	6	9	4	3	-	22	0	2	2	2	-	6	0	1	0	0	-	1	0	-	1	0	-	1	0	-	1	0	-	1	
11	Kalachikhin, Valery	-	0	0	-	-	0	-	0	0	-	-	0	-	0	0	-	-	0	-	0	0	-	0	-	0	0	-	0	-	0	0	-	-	0	-	0	-	-	0	-	-	0	
12	Mondzolevsky, Georgy	0	0	0	0	0	0	1	0	1	0	0	2	0	1	0	0	1	2	1	3	0	0	4	0	0	0	0	0	0	0	0	0	0	0	0	0	0	0	0	0	0	0	
Total		10	6	3	7	7	33	2	2	6	9	4	23	23	37	22	21	20	123	5	13	8	8	3	37	2	4	1	1	2	10	0	0	2	4	1	1	2	10	0	0	3	0	

No.	Name	Points					Missed Points					Side out Successes					Side out Misses					Service Points														
		1	2	3	4	5	Tot	1	2	3	4	5	Tot	1	2	3	4	5	Tot	1	2	3	4	5	Tot											
Hungary																																				
Technical Fouls		0 0 0 0 0																																		
1	Czafik, Bela	0	0	0	0	0	0	0	1	0	0	1	0	1	0	0	0	1	0	0	0	2	0	0	0	0	2	0	0	0	0	0	0	0	0	0
2	Ivancso, Vilmos	-	-	0	0	0	0	-	0	0	0	0	-	-	0	0	0	0	0	0	0	-	-	0	0	0	0	-	-	0	0	0	0	0	0	0
3	Lantos, Csaba	0	1	2	1	1	5	3	1	1	4	3	12	2	11	9	6	5	33	1	0	0	0	0	0	1	0	0	0	0	0	0	0	0	0	0
4	Bodo, Gabor	-	0	0	0	0	0	-	0	0	2	1	3	-	0	2	3	1	6	-	0	1	1	0	2	-	0	0	0	0	0	0	0	0	0	0
5	Molnar, Istvan	1	2	5	5	1	14	0	1	0	1	1	3	3	15	6	9	3	36	0	0	2	1	0	3	0	0	1	1	0	2	0	0	0	0	0
6	Prouza, Otto	0	0	0	0	0	0	0	0	0	0	0	0	0	0	0	0	0	0	0	0	3	0	0	0	3	0	0	0	0	0	0	0	0	0	0
7	Tuske, Ferenc	0	0	0	2	1	3	0	1	0	0	0	1	0	0	1	1	0	2	0	1	0	0	0	1	0	0	0	0	0	0	0	0	0	0	0
8	Florian, Tibor	-	-	-	-	-	-	-	-	-	-	-	-	-	-	-	-	-	-	-	-	-	-	-	-	-	-	-	-	-	-	-	-	-	-	-
9	Galos, Laszlo	0	3	0	1	1	5	0	0	0	0	0	2	3	0	5	0	10	0	1	1	0	0	2	0	0	2	0	0	0	0	0	0	0	0	0
10	Kangverka, Antal	-	-	-	-	-	-	-	-	-	-	-	-	-	-	-	-	-	-	-	-	-	-	-	-	-	-	-	-	-	-	-	-	-	-	-
11	Tatar, Mihaly	-	-	-	-	-	-	-	-	-	-	-	-	-	-	-	-	-	-	-	-	-	-	-	-	-	-	-	-	-	-	-	-	-	-	-
12	Janosi, Ferenc	0	1	1	1	2	5	2	2	2	1	1	8	1	4	3	3	2	13	0	1	0	1	0	2	0	0	0	0	0	0	0	0	0	0	0
Total		1	7	8	10	6	32	5	5	4	8	6	28	8	34	21	27	11	101	1	8	4	3	0	16	0	0	0	1	1	0	2				



U.S.S.R. v. Czechoslovakia match. Three players are Czechoslovakia team members who are blocking the shot from No. 4 (D. Voskoboinikov of the U.S.S.R. team)

Match U.R.S.S. contre Tchecoslovaquie. Trois joueurs de l'équipe Tchecoslovaque qui sont en train de bloquer le coup d'envoi du No. 4 (D. Voskoboinikov de l'équipe d'U.R.S.S.)

Match No. 24 Time 13.15~15.47 **Bulgaria** 3 (15—11) **2** **Netherlands**
 Referee Kettner, (CZECHSLV) (8—15) (15—8) Umpire Nakajima, Katsumasa (JAPAN)
 (14—16) (15—8)

No.	Name	Points					Missed Points					Side out					Successes					Side out Misses					Service Points				
		1	2	3	4	5	Tot	1	2	3	4	5	Tot	1	2	3	4	5	Tot	1	2	3	4	5	Tot	1	2	3	4	5	Tot
Bulgaria		Technical Fouls					0	0	0	0	0	0																			
1	Karov, Dimitre Lukov	0	0	1	0	0	1	0	1	0	2	2	5	0	0	1	0	1	2	1	0	0	2	0	3	0	0	0	0	2	2
2	Kotchev, Ivan Petrov	-	-	0	0	0	0	-	-	0	2	0	2	-	-	0	3	1	4	-	-	0	2	0	2	-	-	0	0	0	0
3	Konstantinov, Georgi A.	-	1	1	4	0	6	-	0	0	1	1	2	-	4	6	6	4	20	-	4	1	2	1	8	-	0	0	0	0	0
4	Christov, Petko Pantelev	0	0	-	-	-	0	0	2	-	-	-	2	2	6	-	-	-	8	3	1	-	-	-	4	0	0	-	-	-	0
5	Kratchmarov, Petar S.	-	0	-	-	-	0	-	0	-	-	-	0	-	0	-	-	0	0	-	4	-	-	-	4	-	0	-	-	-	0
6	Srandev, Simeon M.	3	1	1	3	1	9	1	2	0	0	0	3	3	4	3	7	6	23	0	2	0	1	0	3	0	1	0	0	0	1
7	Stoyahov, Klatchezar M.	1	0	-	-	-	1	0	0	-	-	-	0	0	0	-	-	-	0	0	2	-	-	-	2	0	0	-	-	-	0
8	Giudero, Boris Vassilev	0	-	-	-	-	0	2	-	-	-	-	2	2	-	-	-	-	2	1	-	-	-	-	1	0	-	-	-	-	0
9	Ivanov, Kiril Metodiev	-	1	1	1	0	3	-	1	2	4	1	8	-	3	5	12	3	23	-	0	2	2	0	4	-	0	0	0	0	0
10	Slavov, Slavtcho Stoyanov	2	1	1	0	1	5	0	2	1	1	1	5	2	3	2	0	1	8	1	1	0	0	0	2	0	0	0	0	0	0
11	Boyadjiev, Georgi Spassov	0	0	-	0	0	0	0	0	-	0	0	0	1	0	-	0	0	1	2	2	-	0	0	4	1	0	-	0	0	1
12	Koritarov, Angel B.	-	0	1	0	0	1	-	0	0	0	0	0	-	1	0	1	0	2	-	0	0	1	0	1	-	0	0	1	1	2
Total		6	4	6	8	2	26	3	8	3	10	5	29	10	21	17	29	16	93	8	16	3	10	1	38	1	1	0	1	3	6

Match No. 25 Time 16.03~17.52 **U.S.A.** 1 (12—15) **3** **Japan**
 Referee Schuster, Karl-Hein (GERMANY) (10—15) (15—13) Umpire Alvez, Walter (BRAZIL)
 (11—15)

No.	Name	Points					Missed Points					Side out					Successes					Side out Misses					Service Points				
		1	2	3	4	5	Tot	1	2	3	4	5	Tot	1	2	3	4	5	Tot	1	2	3	4	5	Tot	1	2	3	4	5	Tot
U.S.A.		Technical Fouls					0	0	0	0	0	0																			
1	Velasco, Pedro	1	1	2	1		5	0	0	0	0	0	0	0	0	0	1	0	1	0	2	0	0	0	2	0	0	0	0	0	0
4	Lang, Ronald Dwayne	0	0	1	1		2	1	0	0	2		3	1	0	1	1		3	0	0	1	1		2	0	0	1	0		1
5	Highland, Jacob Alapaki	-	0	-	0		0	-	0	-	0		0	-	0	-	0		0	-	1	-	0		1	-	0	-	0		0
6	O'Hara, Michael Futch	-	-	-	-		-	-	-	-	-		-	-	-	-	-		-	-	-	-	-		-	-	-	-	-		-
7	Griebenow, William Earl	-	1	-	-		1	-	0	-	-		0	-	1	-	-		1	-	2	-	-		2	-	0	-	-		0
8	Bright, David Michael	0	1	0	-		1	2	1	0	-		3	7	4	1	-		12	0	0	1	-		1	0	1	0	-		1
9	Hammer, Richard Bernarr	0	0	0	1		1	3	0	0	0		3	5	2	4	3		14	0	1	1	0		2	0	0	3	0		3
10	Nelson, Charles T.	-	-	1	0		1	-	-	0	1		1	-	-	1	6		7	-	-	0	0		0	-	-	1	0		1
11	Taylor, John Franklin	-	-	-	-		-	-	-	-	-		-	-	-	-	-		-	-	-	-	-		-	-	-	-	-		-
12	Brown, Barry R.	1	0	2	0		3	0	1	3	1		5	5	4	4	1		14	3	1	1	0		5	1	0	0	1		2
13	Erickson, Keith R.	-	-	-	-		-	-	-	-	-		-	-	-	-	-		-	-	-	-	-		-	-	-	-	-		-
14	Suwara, Ernest	1	1	2	2		6	1	1	1	1		4	8	3	4	7		22	1	0	2	2		5	0	0	0	0		0
Total		3	4	8	5		20	7	3	4	5		19	26	14	16	18		74	4	7	6	3		20	1	1	5	1		8

Match No. 26 Time 11.15~12.36 **Bulgaria** 3 (15—9) **0** **U.S.A.**
 Referee Schuster, Karl Heinz (GERMANY) (15—13) (15—7) Umpire Narukawa, Mutsuji (JAPAN)

No.	Name	Points					Missed Points					Side out					Successes					Side out Misses					Service Points				
		1	2	3	4	5	Tot	1	2	3	4	5	Tot	1	2	3	4	5	Tot	1	2	3	4	5	Tot	1	2	3	4	5	Tot
Bulgaria		Technical Fouls					0	0	0			0																			
1	Karov, Dimitre Lukov	0	1	0			1	0	0	0	0		0	0	0	3	1		0	0	3	1			4	1	0	0			1
2	Kotchev, Ivan Petrov	0	0	0			0	0	1	0			1	1	2	3			6	0	2	1			3	0	0	0			0
3	Konstantinov, Georgi A.	0	2	0			2	0	1	0			1	7	3	3			13	0	1	0			1	0	0	1			1
4	Christov, Petko Pantelev	1	0	1			2	2	1	0			3	2	3	3			8	0	0	0			0	2	0	0			2
5	Kratchmarov, Petar S.	-	0	0			0	-	0	0			0	-	0	0			0	-	0	0			0	-	1	0			1
6	Srandev, Simeon M.	3	0	2			5	1	0	1			2	1	9	4			14	1	3	0			4	1	0	0			1
7	Stoyanov, Klatchezar M.	1	0	-			1	1	2	-			3	2	5	-			7	0	0	-			0	0	0	-			0
8	Giudero, Boris Vassilev	-	-	-			-	-	-	-			-	-	-	-			-	-	-	-			-	-	-	-			-
9	Ivanov, Kiril Metodiev	-	0	-			0	-	0	-			0	-	3	-			3	-	0	-			0	-	1	-			1
10	Slavov, Slavtcho Stoyanov	-	-	-			-	-	-	-			-	-	-	-			-	-	-	-			-	-	-	-			-
11	Boyadjiev, Georgi Spassov	0	0	-			0	0	0	0			0	0	0	0			0	0	0	0			0	0	1	-			1
12	Koritarov, Angel B.	0	0	0			0	0	0	1			1	0	0	0			0	0	0	0			0	0	1	1			2
Total		5	3	3			11	4	5	2			11	13	25	13			51	1	9	2			12	4	4	2			10

No.	Name	Points					Missed Points					Side out Successes					Side out Misses					Service Points									
		I	2	3	4	5	Tot	I	2	3	4	5	Tot	I	2	3	4	5	Tot	I	2	3	4	5	Tot	I	2	3	4	5	Tot
	Netherlands	Technical Fouls					0	0	0	0	0	0																			
1	Korsloot, Jacob	-	-	-	0	-	0	-	-	-	0	-	0	-	-	-	0	-	0	-	-	-	0	-	0	-	-	-	0	-	0
2	Koolen Jurjaan C.	0	-	1	0	0	1	1	-	0	0	0	1	1	-	1	0	1	3	1	-	0	0	0	1	0	-	0	0	0	0
3	Tinkhof, Johannes G.G.	0	0	-	0	-	0	0	0	-	0	-	0	0	0	-	1	-	1	0	1	-	2	-	3	0	0	-	0	-	0
4	Oosterbaan, Jan Martinus	0	2	0	0	0	2	2	0	1	1	3	7	4	2	5	2	0	13	0	1	1	0	1	3	1	0	0	0	0	1
5	Groenhuijzen, Robert G.	1	1	1	1	1	5	0	0	2	1	3	6	2	5	4	10	8	29	4	0	0	1	2	7	0	0	0	1	0	1
6	Swieter, Pieter	0	0	1	0	0	1	1	1	0	1	1	4	4	1	4	5	4	18	3	2	0	0	0	5	0	0	0	0	0	0
7	Van Wijnen, Johan Wilhelm																														
8	De Vink, Jacques	2	3	2	1	1	9	2	0	3	1	0	6	2	5	3	9	4	23	0	3	1	1	1	6	0	0	0	1	0	1
9	Van Der Stoep, Dingeman	0	0	0	-	1	1	2	2	2	-	1	7	2	1	2	-	1	6	3	2	1	-	0	6	2	1	0	-	0	3
10	Ewalds, Jacques	0	0	0	0	0	0	0	0	1	1	2	4	0	0	0	0	1	1	0	0	2	2	1	5	0	0	0	0	0	0
11	Van Der Hoek, Johannes	1	0	-	1	0	2	0	0	-	0	0	0	0	0	0	-	0	0	2	0	-	2	0	4	1	0	-	1	0	2
12	Constandse, Franklin L.																														
	Total	4	6	5	3	3	21	8	3	9	5	10	35	15	14	19	27	19	94	13	9	5	8	5	40	4	1	0	3	0	8

No.	Name	Points					Missed Points					Side out Successes					Side out Misses					Service Points									
		I	2	3	4	5	Tot	I	2	3	4	5	Tot	I	2	3	4	5	Tot	I	2	3	4	5	Tot	I	2	3	4	5	Tot
	Japan	Technical Fouls					0	0	0	0	0	0																			
1	Demachi, Yutaka	0	0	0	0	0	0	0	0	0	0	0	0	2	0	0	0	0	2	1	0	1	0	0	2	1	0	1	0	0	2
2	Koyama, Tsutomu	1	-	0	0	1	0	-	0	0	0	0	0	1	-	0	0	0	1	0	-	0	0	0	0	0	0	-	0	0	0
3	Sugahara, Sadatoshi	0	0	0	0	0	0	0	0	0	0	0	0	0	0	0	3	0	3	0	1	0	0	0	1	0	0	2	0	0	2
4	Ikeda, Naohiro	0	1	-	3	4	2	1	-	1	-	1	4	6	1	-	6	13	1	0	-	0	0	1	1	1	1	-	0	2	
5	Sato, Yasutaka	1	5	2	1	9	2	1	0	2	5	8	3	5	4	20	1	1	2	0	4	1	1	2	1	2	1	5			
6	Kosedo, Toshiaki	-	0	1	0	1	-	1	2	0	3	-	1	4	0	5	-	0	4	0	4	0	4	-	1	0	0	0	1	1	
7	Higuchi, Tokihiro																														
8	Minami, Masayuki	1	0	0	1	2	1	1	0	1	3	5	2	6	4	17	3	1	3	0	7	0	1	0	0	0	0	1	1		
9	Tokutomi, Takeshi																														
10	Moriyama, Teruhisa	1	1	0	4	6	1	1	0	1	3	6	5	4	3	18	0	2	2	2	6	1	0	1	0	1	0	2	2		
11	Nakamura, Yuzo																														
12	Nekoda, Katsutoshi	0	1	0	0	1	2	0	0	0	2	3	1	0	1	5	2	1	0	1	4	0	0	0	0	0	0	0	0		
	Total	4	8	3	9	24	8	5	2	5	20	31	13	22	18	84	8	6	12	3	29	4	4	6	1	15					

No.	Name	Points					Missed Points					Side out Successes					Side out Misses					Service Points									
		I	2	3	4	5	Tot	I	2	3	4	5	Tot	I	2	3	4	5	Tot	I	2	3	4	5	Tot	I	2	3	4	5	Tot
	U.S.A.	Technical Fouls					0	0	0	0	0	0																			
1	Velasco, Pedro	0	0	0	0	0	0	0	0	0	0	0	0	2	0	0	0	0	2	0	0	0	0	0	0	0	0	0	0	0	0
4	Lang, Ronald Dwayne	-	-	0	0	-	-	0	-	0	0	-	-	1	-	-	2	-	-	2	-	-	0	-	-	0	-	-	0	-	0
5	Highland, Jacob Alapaki	1	-	-	1	1	-	-	-	-	1	0	-	-	-	-	0	2	-	-	-	-	2	1	-	-	-	-	1	-	1
6	O'Hara, Michael Futch	0	1	1	2	0	2	2	4	5	3	4	12	0	1	0	12	0	1	0	1	0	1	0	1	0	1	0	1		
7	Griebenow, William Earl	0	0	0	0	2	0	0	2	0	0	2	0	0	0	0	0	0	1	3	0	4	0	1	0	0	1	0	0	0	1
8	Bright, David Michael	1	1	2	4	0	3	1	4	6	12	6	24	0	3	1	24	0	3	1	4	1	0	1	0	1	0	1	2		
9	Hammer, Richard Bernarr	0	3	-	3	1	1	-	2	3	1	-	2	3	1	-	4	0	1	-	1	0	0	-	0	0	0	0	-	0	0
10	Nelson, Charles T.	-	0	-	0	-	2	-	2	-	6	-	2	-	6	-	6	-	1	-	1	-	1	-	1	-	1	-	-	-	1
11	Taylor, John Franklin	-	-	0	0	-	-	3	-	-	0	3	-	-	0	-	0	-	-	0	-	-	0	-	-	0	-	-	0	-	0
12	Brown, Barry R.	1	-	-	1	2	-	-	2	2	-	-	2	2	1	-	2	1	-	-	1	0	-	-	0	0	0	-	-	0	0
13	Erickson, Keith R.	-	-	0	0	-	-	1	-	-	2	1	-	-	2	-	1	-	-	1	-	-	0	-	0	0	0	-	0	-	0
14	Suwara, Ernest	-	-	0	0	-	-	3	-	-	3	3	-	-	3	-	1	-	-	1	-	-	1	-	1	1	-	-	1	-	1
	Total	3	5	3	11	6	8	10	24	16	24	16	56	4	9	5	18	2	3	2	18	2	3	2	7						

Match No. 27 Time 13.15~15.36 **Korea** 1 (15—13) **3** **Netherlands**
 Referee Sunada, Takashi (JAPAN) (7—15) (14—16) Umpire Nakajima, Katsumasa (JAPAN) (8—15)

No.	Name	Points					Missed Points					Side out Successes					Side out Misses					Service Points												
		1	2	3	4	5	Tot	1	2	3	4	5	Tot	1	2	3	4	5	Tot	1	2	3	4	5	Tot	1	2	3	4	5	Tot			
	Korea	Technical Fouls					0	0	0	0	0	0	0	0	0	0	0	0	0	0	0	0	0	0	0	0	0	0	0	0	0	0	0	0
1	Kim, In Soo	0	0	0	0	0	0	0	0	2	0	2	0	0	0	0	0	0	0	0	0	0	0	0	0	0	0	0	0	0	0	0	0	0
2	Oh, Pyong Kil	-	-	-	-	-	-	-	-	-	-	-	-	-	-	-	-	-	-	-	-	-	-	-	-	-	-	-	-	-	-	-	-	-
3	Sohn, Young Wan	-	-	-	-	-	-	-	-	-	-	-	-	-	-	-	-	-	-	-	-	-	-	-	-	-	-	-	-	-	-	-	-	-
4	Chung, Sun Hung	-	-	-	-	-	-	-	-	-	-	-	-	-	-	-	-	-	-	-	-	-	-	-	-	-	-	-	-	-	-	-	-	-
5	Park, Suh Kwang	0	0	0	1	1	1	1	0	0	0	1	2	0	1	2	5	0	0	0	0	0	0	0	0	0	0	0	0	0	0	0	0	0
6	Suh, Ban Suk	0	0	0	1	1	2	1	3	1	1	7	9	9	13	6	37	2	1	0	0	0	3	0	0	0	0	0	0	0	0	0	0	0
7	Lee, Kyu Soh	0	0	0	0	0	0	0	0	0	0	0	0	0	0	0	0	0	0	0	0	0	0	0	0	0	0	0	0	0	0	0	0	0
8	Kim, Young Joon	1	1	1	0	3	0	1	1	1	1	3	11	13	8	6	38	1	2	2	0	0	5	1	0	2	0	0	3	0	0	0	0	0
9	Kim, Sung Kil	1	0	0	-	1	0	0	0	0	-	0	7	4	4	-	15	1	2	1	-	-	4	0	0	0	-	0	0	0	0	0	0	0
10	Kim, Kwang Soo	4	0	1	1	6	0	3	0	1	1	4	5	5	0	0	10	0	2	0	0	0	2	0	0	0	0	0	0	0	0	0	0	0
11	Kim, Jin Hee	1	1	0	1	3	1	1	0	1	1	3	0	3	0	0	3	0	3	0	0	0	3	0	0	0	0	0	0	0	0	0	0	0
12	Lim, Tac Hoh	0	0	0	0	0	0	2	1	1	1	4	1	1	0	0	2	1	2	1	0	0	4	0	0	0	0	0	0	0	0	0	0	0
	Total	7	2	2	4	15	4	8	7	5	5	24	35	35	26	14	110	5	12	4	0	0	21	1	0	2	0	0	3	0	0	0	0	0

Match No. 28 Time 19.15~21.02 **Japan** 3 (14—16) **1** **U.S.S.R.**
 Referee Fish, Alton (U.S.A.) (15—5) (15—8) Umpire Krasev, Georgi (BULGARIA) (15—10)

No.	Name	Points					Missed Points					Side out Successes					Side out Misses					Service Points												
		1	2	3	4	5	Tot	1	2	3	4	5	Tot	1	2	3	4	5	Tot	1	2	3	4	5	Tot	1	2	3	4	5	Tot			
	Japan	Technical Fouls					0	0	0	0	0	0	0	0	0	0	0	0	0	0	0	0	0	0	0	0	0	0	0	0	0	0	0	0
1	Demachi, Yutaka	1	0	0	0	1	2	0	0	1	1	3	0	0	0	0	0	1	0	1	0	0	2	0	1	0	1	0	2	0	1	0	1	2
2	Koyama Tsutomu	0	0	4	3	7	0	0	0	0	0	0	0	3	0	2	5	0	0	0	0	0	0	0	0	0	0	0	0	0	0	0	0	0
3	Sugahara, Sadatoshi	0	0	0	0	0	0	0	0	0	0	0	0	0	0	0	0	0	1	0	0	0	1	0	0	0	0	0	0	0	0	0	0	0
4	Ikeda, Naohiro	0	-	-	-	0	0	-	-	-	-	0	1	-	-	-	1	0	-	-	-	-	0	0	-	-	-	-	0	0	-	-	-	0
5	Sato, Yasutaka	4	0	3	0	7	0	0	1	0	1	1	2	3	7	2	14	1	0	0	1	1	2	0	2	0	0	0	2	0	2	0	0	2
6	Kosedo, Toshiaki	-	-	-	-	-	-	-	-	-	-	-	-	-	-	-	-	-	-	-	-	-	-	-	-	-	-	-	-	-	-	-	-	-
7	Higuchi, Tokihiko	-	-	-	-	-	-	-	-	-	-	-	-	-	-	-	-	-	-	-	-	-	-	-	-	-	-	-	-	-	-	-	-	-
8	Minami, MasaYuki	3	3	0	3	9	1	0	0	1	1	2	5	6	7	6	24	0	0	0	2	2	2	0	0	1	0	0	1	0	1	0	0	1
9	Tokutomi, Takeshi	-	-	-	-	-	-	-	-	-	-	-	-	-	-	-	-	-	-	-	-	-	-	-	-	-	-	-	-	-	-	-	-	-
10	Moriyama, Teruhisa	2	2	3	1	8	2	1	0	2	2	5	3	6	4	5	18	0	1	0	1	1	2	0	0	0	0	0	0	0	0	0	0	0
11	Nakamura, Yuzo	-	-	-	-	-	-	-	-	-	-	-	-	-	-	-	-	-	-	-	-	-	-	-	-	-	-	-	-	-	-	-	-	-
12	Nekota, Katsutoshi	0	0	1	1	2	1	0	1	0	1	2	1	1	2	0	4	0	1	1	0	0	2	1	0	0	1	0	2	1	0	0	1	2
	Total	10	5	11	8	34	6	1	2	4	4	13	12	19	20	15	66	2	3	2	4	4	11	1	3	1	2	0	7	0	3	1	2	7

No.	Name	Points					Missed Points					Side out Successes					Side out Misses					Service Points												
		1	2	3	4	5	Tot	1	2	3	4	5	Tot	1	2	3	4	5	Tot	1	2	3	4	5	Tot	1	2	3	4	5	Tot			
	U.S.S.R.	Technical Fouls					0	0	0	0	0	0	0	0	0	0	0	0	0	0	0	0	0	0	0	0	0	0	0	0	0	0	0	0
1	Chesnokov, Yury	2	1	1	1	5	1	0	0	3	3	4	3	4	5	6	18	0	0	1	1	1	2	0	0	0	0	0	0	0	0	0	0	0
2	Vengerovsky, Yury	-	0	0	0	0	-	0	0	0	0	0	-	0	0	0	0	-	0	0	0	0	0	-	0	0	0	0	0	-	0	0	0	0
3	Sibiriakov, Eduard	-	-	-	-	-	-	-	-	-	-	-	-	-	-	-	-	-	-	-	-	-	-	-	-	-	-	-	-	-	-	-	-	-
4	Voskoboinikov, Dmitry	1	1	0	1	3	0	1	0	0	1	1	4	4	6	3	17	0	0	0	0	0	0	2	1	0	0	0	3	0	1	0	0	3
5	Kacharava, Vazha	-	-	-	1	1	-	-	-	1	1	1	-	-	-	0	0	-	-	-	2	2	2	-	-	-	0	0	0	-	-	-	0	0
6	Ljugailo, Stanislav	-	-	-	-	-	-	-	-	-	-	-	-	-	-	-	-	-	-	-	-	-	-	-	-	-	-	-	-	-	-	-	-	-
7	Kovalenko, Vitaly	-	0	1	0	1	-	0	0	0	0	0	-	1	4	2	7	-	0	0	1	1	1	-	0	0	0	0	0	-	0	0	0	0
8	Poyarkov, Yury	2	1	0	0	3	0	0	1	0	1	1	0	1	0	0	1	1	0	1	0	0	2	0	0	0	3	3	3	0	0	0	3	3
9	Bugankov, Ivan	2	0	4	0	6	2	4	0	0	0	6	4	5	6	3	18	2	0	1	0	0	3	0	0	0	0	0	0	0	0	0	0	0
10	Burobin, Nikolay	0	0	0	0	0	0	0	2	1	1	4	5	0	0	0	5	1	0	0	0	0	1	0	0	0	0	0	0	0	0	0	0	0
11	Kalachikhin, Valery	0	0	0	-	0	0	0	1	-	-	1	0	0	0	-	0	0	0	0	-	-	0	0	0	0	-	-	0	0	0	0	-	0
12	Mondzolevsky, Georgy	0	0	0	0	0	0	0	0	0	0	0	0	0	0	0	0	1	0	0	0	0	1	1	0	0	0	0	1	1	0	0	0	1
	Total	7	3	6	3	19	3	7	3	5	5	18	16	15	21	14	66	5	0	3	4	4	12	3	1	0	3	0	7	0	3	1	3	7

No.	Name	Points					Missed Points					Side out Successes					Side out Misses					Service Points										
		1	2	3	4	5	Tot	1	2	3	4	5	Tot	1	2	3	4	5	Tot	1	2	3	4	5	Tot	1	2	3	4	5		
	Netherlands	Technical Fouls					0	0	0	0	0	0																				
1	Korsloot, Jacob	-	-	-	-	-	-	-	-	-	-	-	-	-	-	-	-	-	-	-	-	-	-	-	-	-	-	-				
2	Koolen, Jurjaan C.	0	-	0	-	-	0	0	-	0	-	0	0	-	0	-	0	0	-	0	-	0	0	-	0	-	0					
3	Tinkhof, Johannes G. G.	-	1	0	0	-	1	-	3	0	0	3	-	1	1	0	2	-	0	1	0	1	-	0	0	0	0					
4	Oosterbaan, Jan Martinus	1	1	3	2	-	7	1	1	1	1	4	1	5	5	0	11	0	0	1	0	1	0	0	1	0	1					
5	Groenhuijzen, Robert G.	1	1	0	2	-	4	2	0	3	0	5	9	4	7	9	29	0	1	1	2	4	0	0	0	0	0					
6	Swieter, Pieter	2	0	-	0	-	2	1	0	-	2	3	10	8	-	2	20	0	0	-	1	1	0	0	-	0	0					
7	Van Wijnen, Johan Wilhelm	-	0	-	-	-	0	-	0	-	-	0	-	0	-	-	0	-	0	-	-	0	-	0	-	-	0					
8	De Vink, Jacques	1	0	0	5	-	6	2	1	0	0	3	10	4	4	3	21	3	0	0	0	3	2	1	0	1	4					
9	Van Der Stoep, Dingeman	1	0	1	0	-	2	0	0	0	1	1	3	1	0	3	7	2	0	0	0	2	0	0	1	0	1					
10	Ewalds, Jacques	-	0	1	-	-	1	-	0	1	-	1	-	1	0	-	1	-	1	0	-	1	-	0	0	-	0					
11	Van Der Hoek, Johannes	1	3	0	0	-	4	0	0	2	0	2	2	2	1	1	6	1	0	0	0	1	0	0	1	0	1					
12	Constandse, Franklin L.	0	-	1	-	-	1	1	-	3	-	4	0	-	10	-	10	0	-	3	-	3	0	-	0	-	0					
	Total	7	6	6	9	-	28	7	5	10	4	26	35	26	28	18	107	6	2	6	3	17	2	1	3	1	7					



An action shot taken during the Japan v. U.S.S.R. match
 Une action pendant le match le Japon contre l'U.R.S.S.

No.	Name	Points					Missed Points					Side out					Successes					Side out Misses					Service Points				
		1	2	3	4	5	Tot	1	2	3	4	5	Tot	1	2	3	4	5	Tot	1	2	3	4	5	Tot	1	2	3	4	5	Tot
	Brazil	Technical Fouls					0	0	0			0																			
1	Franca, Joao Claudio	-	1	1		2	-	1	1		2	-	1	8		9	-	0	1		1	-	0	0		0					
2	Schwartz Da Costa, Jose M.	0	1	1		2	1	1	0		2	1	3	2		6	0	1	0		1	0	0	0		0					
3	Leao De Oliveira, H.	-	0	1		1	-	1	2		3	-	1	0		1	-	0	0		0	-	0	0		0					
4	De Victor, Newddon Emanuel	-	0	-		0	-	1	-		1	-	0	-		0	-	0	-		0	-	0	-		0					
5	Albano Feitosa, Carlos E.	0	0	0		0	0	1	0		1	1	1	0		2	1	0	0		1	0	0	0		0					
6	Volpi, Marco Antonio	1	0	1		2	1	1	3		5	4	2	1		7	1	1	1		3	0	0	0		0					
7	Nuzman, Carlos Arthur	1	0	-		1	1	0	-		1	3	1	-		4	1	1	-		2	0	0	-		0					
8	De Oliveira Ramalho, J.	1	0	0		1	1	3	2		6	3	2	1		6	0	1	0		1	0	0	0		0					
9	Viotti De Azevedo, Decio	0	0	1		1	1	0	0		1	4	1	0		5	1	1	0		2	0	0	0		0					
10	Barcellos Borges, V.M.	0	2	0		2	0	0	0		0	0	1	0		1	1	0	0		1	0	0	0		0					
	Total	3	4	5		12	5	9	8		22	16	13	12		41	5	5	2		12	0	0	0		0					

No.	Name	Points					Missed Points					Side out					Successes					Side out Misses					Service Points				
		1	2	3	4	5	Tot	1	2	3	4	5	Tot	1	2	3	4	5	Tot	1	2	3	4	5	Tot	1	2	3	4	5	Tot
	Rumania	Technical Fouls					0	0	0	0		0																			
1	Fieraru, Gheorghe	0	1	0	0		1	0	2	0	2		4	0	0	0	2		2	1	2	1	3		7	2	0	0	0	2	
2	Nicolau, Horatiu	3	0	1	1		5	0	0	2	1		3	4	6	6	6		22	1	2	1	2		6	0	0	3	0	3	
3	Dragan, Aurel	-	0	-	0		0	-	0	-	1		1	-	0	-	0		0	-	0	-	1		1	-	0	-	0	0	
4	Szocs, Iuliu	2	2	-	-		4	0	3	-	-		3	4	2	-	-		6	1	1	-	-		2	0	0	-	-	0	
5	Schreiber, William	-	-	-	-		-	-	-	-	-		-	-	-	-	-		-	-	-	-	-		-	-	-	-	-	-	
6	Grigorovici, Mihai	1	1	2	3		7	0	0	1	2		3	4	5	3	2		14	3	0	2	0		5	0	1	1	0	2	
7	Plocon, Davila	0	-	-	-		0	2	-	-	-		2	3	-	-	-		3	1	-	-	-		1	0	-	-	-	0	
8	Barbuta, Nicolae	-	-	1	0		1	-	-	0	2		2	-	-	2	3		5	-	-	0	2		2	-	-	1	1	2	
9	Derzsi, Eduard	-	0	-	-		0	-	0	-	-		0	-	1	-	-		1	-	0	-	-		0	-	0	-	-	0	
10	Chezan, Mihai	-	-	-	1		1	-	-	-	0		0	-	-	-	0		0	-	-	-	0		0	-	-	-	0	0	
11	Ganciu, Constantin	0	0	1	2		3	0	0	1	0		1	1	2	1	0		4	2	0	1	1		4	0	1	1	0	2	
12	Coste, Mihai	0	1	0	2		3	0	0	1	1		2	0	5	1	6		12	0	1	1	2		4	0	0	1	0	1	
	Total	6	5	5	9		25	2	5	5	9		21	16	21	13	19		69	9	6	6	11		32	2	2	7	1	12	

No.	Name	Points					Missed Points					Side out					Successes					Side out Misses					Service Points				
		1	2	3	4	5	Tot	1	2	3	4	5	Tot	1	2	3	4	5	Tot	1	2	3	4	5	Tot	1	2	3	4	5	Tot
	Brazil	Technical Fouls					0	0	0	0	0		0																		
1	Franca, Joao Claudio	0	-	-	-	0	0		-	-	-	0	0		-	-	-	0	0		-	0	0		-	0	-	-	-	0	
2	Schwartz Da Costa, Jose M.	-	0	-	-	0	0		-	0	-	0	0		-	1	-	0	1		-	0	-	0	0		-	0	-	0	
3	Leao De Oliveira, H.	0	-	-	0	0	0		-	-	0	0	0	0		-	-	0	0	0		0	0	0		-	-	0	0	0	
4	De Victor, Newdon Emanuel	-	-	-	-		-	-	-	-	-		-	-	-	-	-		-	-	-	-	-		-	-	-	-	-	-	
5	Albano Feitosa, Carlos E.	0	0	3	2	1	6	0	0	0	0	1	1	5	1	4	1	5	16		0	0	1	0	1	2	0	0	0	0	
6	Volpi, Marco Antonio	2	2	0	1	1	6	0	0	0	0	1	1	7	3	4	1	6	21		1	1	2	1	0	5	0	0	1	0	
7	Nuzman, Carlos Arthur	3	1	2	2	1	9	1	1	1	0	2	5	5	3	6	4	5	23		0	0	0	0	1	1	0	0	0	0	
8	De Oliveira Ramalho, J.	0	0	0	2	0	2	1	0	0	0	0	1	2	2	8	2	2	16		1	0	2	0	1	4	0	0	1	0	
9	Viotti De Azevedo, Decio	2	0	2	0	2	6	0	1	0	0	0	1	4	0	3	1	0	8		1	1	1	1	0	4	0	0	0	1	
10	Barcellos Borges, V.M.	0	0	3	4	0	7	0	0	1	0	1	2	1	0	1	0	1	3		0	0	0	1	1	2	0	0	0	1	
	Total	7	3	10	11	5	36	2	2	2	0	5	11	24	10	26	9	19	88		3	2	6	3	4	18	0	0	2	0	

Match No. 32 Time 17.15~18.52 **Bulgaria 3** (15-4) **1 Korea**
 Referee Kettner (CZECHSLV) (12-15) (15-11) Umpire Leibnitz, Newton (BRAZIL)
 (15-9)

No.	Name	Points					Missed Points					Side out					Successes					Side out Misses					Service Points							
		1	2	3	4	5	Tot	1	2	3	4	5	Tot	1	2	3	4	5	Tot	1	2	3	4	5	Tot	1	2	3	4	5	Tot	1	2	3
Bulgaria		Technical Fouls					0	0	0	0	0																							
1	Karov, Dimitre Lukov	0	0	1	0	1	0	0	0	0	1	1	0	1	0	0	1	3	0	2	0	5	0	1	0	1	1	2						
2	Kotchev, Ivan Petrov	-	0	0	-	0	-	0	1	-	-	1	-	1	2	-	3	-	0	1	-	1	-	0	0	-	-	0						
3	Konstantinov, Georgi A.	2	1	1	0	4	0	2	0	0	0	2	3	6	2	2	13	3	0	1	0	4	0	0	0	0	0	0						
4	Christov, Petko Pantelev	0	2	-	-	2	0	4	-	-	-	4	3	4	-	-	7	0	1	-	-	1	1	1	-	-	-	2						
5	Kratchmarov, Petar S.	-	0	1	0	1	-	0	1	0	0	1	-	0	0	2	2	-	0	4	1	5	-	0	1	0	-	1						
6	Srandev, Simeon M.	1	1	2	1	5	0	1	0	0	0	1	2	4	9	4	19	0	1	1	0	2	1	0	0	0	0	1						
7	Stoyanov, Klatchezar M.	1	0	-	-	1	0	1	-	-	-	1	2	1	-	-	3	0	0	-	-	0	0	0	-	-	-	0						
8	Giuderov, Boris Vassilev	-	-	-	-	-	-	-	-	-	-	-	-	-	-	-	-	-	-	-	-	-	-	-	-	-	-	-						
9	Ivanov, Kiril Metodiev	-	-	3	2	5	-	-	0	2	2	2	-	-	4	3	7	-	-	0	1	1	-	-	0	0	-	0						
10	Slavov, Slavtcho Stoyanov	-	-	1	0	1	-	-	0	2	2	2	-	-	3	4	7	-	-	0	0	0	-	-	0	0	-	0						
11	Boyardjiev, Georgi Spassov	-	0	-	0	0	-	0	-	0	0	0	-	0	-	0	0	-	0	-	0	0	-	1	-	0	-	1						
12	Koritarov, Angel B.	0	0	-	-	0	0	0	0	-	-	0	0	0	-	-	0	0	0	-	-	0	1	0	-	-	-	1						
Total		4	4	9	3	20	0	8	2	5	5	15	10	17	20	15	62	6	2	9	2	19	3	3	1	1	1	8						

Match No 33 Time 19.15~21.29 **Czechoslovakia 3** (15-11) **1 Rumania**
 Referee Moerman, P. Paulus (NETHLAND) (7-15) (15-12) Umpire Schuster, Karl-Heinz (GERMANY)
 (15-12)

No.	Name	Points					Missed Points					Side out					Successes					Side out Misses					Service Points						
		1	2	3	4	5	Tot	1	2	3	4	5	Tot	1	2	3	4	5	Tot	1	2	3	4	5	Tot	1	2	3	4	5			
Czechoslovakia		Technical Fouls					0	0	0	0	0																						
1	Smidl, Vaclav	1	0	-	-	1	1	0	-	-	-	1	4	2	-	-	6	2	0	-	-	2	0	0	-	-	-	0					
2	Sorm, Josef	-	0	1	0	1	-	0	1	1	1	2	-	0	3	7	10	-	0	1	1	2	-	0	0	0	0	0					
3	Humhal, Zdenek	2	3	1	3	9	0	4	0	1	1	5	3	3	5	3	14	1	0	1	0	2	0	0	0	0	0	0					
4	Labuda, Josef	-	-	-	-	-	-	-	-	-	-	-	-	-	-	-	-	-	-	-	-	-	-	-	-	-	-	-					
5	Musl, Josef	0	0	0	0	0	0	2	1	0	0	3	1	1	2	0	4	2	1	0	2	5	0	0	0	0	0	0					
6	Kop, Petr	-	-	0	0	0	-	-	0	0	0	0	-	-	2	0	2	-	-	0	0	0	-	-	0	0	0	0					
7	Cuda, Milan	-	-	-	-	-	-	-	-	-	-	-	-	-	-	-	-	-	-	-	-	-	-	-	-	-	-	-					
8	Paulus, Karel	-	-	0	0	0	-	-	0	0	0	0	-	-	1	1	2	-	-	1	1	2	-	-	0	0	0	0					
9	Golian, Bohumil	1	1	0	0	2	0	0	0	0	0	0	2	1	0	0	3	2	0	0	0	2	0	0	0	0	0	0					
10	Perusic, Boris	0	0	0	0	0	0	0	0	0	0	0	0	0	0	0	0	0	0	0	0	0	0	0	0	0	0	0					
11	Schenk, Pavel	6	0	6	3	15	1	0	0	2	2	3	3	4	7	6	20	1	1	1	3	6	0	0	0	0	0	0					
12	Toman, Ladislav	1	0	0	1	2	1	2	0	1	1	4	5	3	3	1	12	1	1	0	1	3	0	0	0	0	0	0					
Total		11	4	8	7	30	3	8	2	5	5	18	18	14	23	18	73	9	3	4	8	24	0	0	0	0	0	0					

Match No. 34 Time 17.13~18.47 **Hungary 3** (15-4) **1 Netherlands**
 Referee Florescu, Const (RUMANIA) (8-15) (15-11) Umpire Matsumoto, Miki (JAPAN)
 (15-12)

No.	Name	Points					Missed Points					Side out					Successes					Side out Misses					Service Points						
		1	2	3	4	5	Tot	1	2	3	4	5	Tot	1	2	3	4	5	Tot	1	2	3	4	5	Tot	1	2	3	4	5			
Hungary		Technical Fouls					0	0	0	0	0																						
1	Czafik, Bela	1	0	0	0	1	0	0	1	0	0	1	1	0	1	0	2	0	1	0	0	1	0	0	1	0	1	1					
2	Ivancso, Vilmos	-	-	-	-	-	-	-	-	-	-	-	-	-	-	-	-	-	-	-	-	-	-	-	-	-	-	-					
3	Lantos, Csaba	-	0	-	-	0	-	0	-	-	-	0	-	1	-	-	1	-	0	-	-	0	-	0	-	-	-	0					
4	Bodo, Gabor	3	0	1	2	6	0	0	2	0	0	2	6	3	1	0	10	0	0	1	1	2	0	0	1	0	1	1					
5	Molnar, Istvan	2	2	1	2	7	0	4	1	0	0	5	5	4	6	5	20	2	2	2	0	6	2	0	0	0	0	2					
6	Prouza, Otto	-	0	0	0	0	-	0	0	0	0	0	-	0	0	0	0	-	0	0	0	0	-	0	0	0	0	0					
7	Tuske, Ferenc	-	-	1	2	3	-	-	0	2	2	2	-	-	1	2	3	-	-	0	0	0	-	-	0	0	0	0					
8	Florian, Tibor	-	-	-	-	-	-	-	-	-	-	-	-	-	-	-	-	-	-	-	-	-	-	-	-	-	-	-					
9	Galos, Laszlo	0	1	3	0	4	1	0	0	2	2	3	3	3	2	1	9	1	0	0	0	1	0	0	0	0	0	0					
10	Kangyerka, Antal	-	-	-	-	-	-	-	-	-	-	-	-	-	-	-	-	-	-	-	-	-	-	-	-	-	-	-					
11	Tatar, Mihaly	1	2	0	2	5	0	1	1	3	3	5	1	5	6	2	14	0	1	0	0	1	0	1	0	0	0	1					
12	Janosi, Ferenc	0	0	0	2	2	1	1	0	1	1	3	2	1	0	3	6	1	2	0	2	5	0	0	0	0	0	0					
Total		7	5	6	10	28	2	6	5	8	8	21	18	17	17	13	65	4	6	3	3	16	2	1	2	0	5	5					

No.	Name	Points					Missed Points					Side out Successes					Side out Misses					Service Points										
		1	2	3	4	5	Tot	1	2	3	4	5	Tot	1	2	3	4	5	Tot	1	2	3	4	5	Tot	1	2	3	4	5	Tot	
	Korea	Technical Fouls					0	0	0	0	0	0																				
1	Kim, In Soo	0	0	0	0	0	0	0	0	0	1	1	0	1	1	0	2	0	0	2	1	3	0	0	1	0	1					
2	Oh, Pyong Kil	-	-	-	-	-	-	-	-	-	-	-	-	-	-	-	-	-	-	-	-	-	-	-	-	-	-					
3	Sohn, Young Wan	-	-	-	-	-	-	-	-	-	-	-	-	-	-	-	-	-	-	-	-	-	-	-	-	-	-					
4	Chung, Sun Hung	-	-	0	0	0	0	-	-	0	0	0	-	-	0	0	0	-	-	0	1	1	-	-	0	0	0					
5	Park, Suh Kwang	-	2	1	1	4	4	-	1	0	2	3	-	4	2	7	13	-	0	0	0	0	-	1	3	0	4					
6	Suh, Ban Suk	1	0	2	1	4	4	1	0	1	3	5	5	5	5	4	19	2	0	0	1	3	1	0	0	0	1					
7	Lee, Kyu Soh	0	0	0	-	0	0	0	0	0	-	0	0	0	0	-	0	0	0	0	-	0	0	0	0	-	0					
8	Kim, Young Joon	0	0	1	0	1	3	1	2	0	0	6	1	3	2	1	7	1	1	1	1	4	0	1	0	0	1					
9	Kim, Sung Kil	0	0	-	0	0	3	3	-	1	0	7	2	0	-	4	6	0	0	-	0	0	0	1	-	0	1					
10	Kim, Kwang Soo	0	1	0	1	2	0	0	0	0	3	3	2	3	5	2	12	2	0	1	1	4	0	0	1	1	2					
11	Kim, Jin Hee	2	0	0	0	2	0	0	0	0	0	0	0	0	0	0	0	0	0	0	0	0	0	0	0	0	0					
12	Lim, Tae Hoh	0	1	0	0	1	1	0	2	1	0	4	0	0	1	1	2	1	0	1	2	4	0	0	0	0	0					
	Total	3	4	4	3	14	8	5	5	11	0	29	10	16	16	19	61	6	1	5	7	19	1	3	5	1	10					

No.	Name	Points					Missed Points					Side out Successes					Side out Misses					Service Points										
		1	2	3	4	5	Tot	1	2	3	4	5	Tot	1	2	3	4	5	Tot	1	2	3	4	5	Tot	1	2	3	4	5	Tot	
	Rumania	Technical Fouls					0	0	0	0	0	0																				
1	Fieraru, Gheorghe	0	-	0	-	0	1	-	0	-	0	1	1	-	0	-	1	1	-	0	-	1	0	-	0	-	0					
2	Nicolau, Horatiu	0	2	3	0	5	1	0	0	0	1	2	3	2	9	2	16	2	1	0	1	4	0	0	0	0	0					
3	Dragan, Aurel	2	0	0	0	2	1	0	0	0	1	2	0	0	0	3	3	3	0	1	1	5	0	0	0	0	0					
4	Szocs, Iuliu	2	0	3	1	6	1	1	3	0	0	5	6	3	7	2	18	1	0	2	2	5	0	0	1	0	1					
5	Schreiber, Wiliam	-	-	-	-	-	-	-	-	-	-	-	-	-	-	-	-	-	-	-	-	-	-	-	-	-	-					
6	Grigorovici, Mihai	1	-	-	0	1	0	-	-	0	0	0	2	-	-	0	2	0	-	-	1	1	1	-	-	0	1					
7	Plocon, Davila	-	-	-	0	0	-	-	-	3	0	3	-	-	-	6	6	-	-	-	2	2	-	-	-	0	0					
8	Barbuta, Nicolae	-	-	0	0	0	-	-	0	0	0	0	-	-	0	0	0	-	-	0	0	0	-	-	0	0	0					
9	Derzsi, Eduard	-	-	1	2	3	-	-	0	1	0	1	-	-	8	7	15	-	-	5	3	8	-	-	0	0	0					
10	Chezan, Mihai	1	3	0	0	4	0	0	3	0	0	3	0	4	5	2	11	0	0	1	2	3	0	1	2	0	3					
11	Ganciu, Constantin	0	0	0	4	4	0	1	1	2	0	4	2	2	1	1	6	0	0	3	2	5	0	0	0	0	0					
12	Coste, Mihai	1	1	0	-	2	0	1	0	-	0	1	3	1	1	-	5	1	0	0	-	1	0	0	0	-	0					
	Total	7	6	7	7	27	4	3	7	8	0	22	17	12	31	23	83	8	1	12	14	35	1	1	3	0	5					

No.	Name	Points					Missed Points					Side out Successes					Side out Misses					Service Points										
		1	2	3	4	5	Tot	1	2	3	4	5	Tot	1	2	3	4	5	Tot	1	2	3	4	5	Tot	1	2	3	4	5	Tot	
	Netherlands	Technical Fouls					0	0	0	0	0	0																				
1	Korsloot, Jacob	0	-	0	-	0	0	-	0	-	0	0	0	-	0	-	0	0	-	0	-	0	0	-	0	-	0					
2	Koolen, Jurjaan C.	0	-	-	-	0	0	-	-	-	0	0	-	-	-	0	0	-	-	-	0	0	-	-	-	0						
3	Tinkhof, Johannes G.G	-	-	0	-	0	-	-	0	-	0	0	-	1	-	1	-	-	1	-	1	-	-	0	-	0						
4	Oosterbaan, Jan Martinus	1	1	2	0	4	1	1	0	0	0	2	4	1	1	0	6	2	0	0	0	2	0	0	0	0	0					
5	Groenhuijzen, Robert G.	0	1	0	0	1	1	1	1	2	1	5	4	6	6	4	20	1	0	5	0	6	0	0	1	0	1					
6	Swieter, Pieter	0	0	1	1	2	2	0	1	1	0	4	3	3	6	5	17	1	0	0	0	1	0	0	0	0	0					
7	VanWijnen,JohanWilhelm	-	-	0	-	0	-	-	1	-	0	1	-	-	0	-	0	-	-	0	-	0	-	-	0	-	0					
8	De Vink, Jacques	1	1	1	3	6	1	0	1	0	0	2	2	5	4	4	15	2	1	1	4	8	0	2	1	0	3					
9	Van Der Stoep, Dingeman	0	2	0	0	2	1	0	0	1	0	2	5	0	1	0	6	0	1	0	0	1	0	1	0	0	1					
10	Ewalds, Jacques	-	1	0	-	1	-	0	2	-	0	2	-	0	1	-	1	-	0	0	-	0	-	0	0	-	0					
11	Van Der Hoek, Johannes	0	0	-	0	0	0	0	-	0	0	0	1	0	-	1	2	0	1	-	2	3	0	0	-	0	0					
12	Constandse, Franklin L.	-	-	-	0	0	-	-	-	2	0	2	-	-	-	2	2	-	-	-	-	0	-	-	-	0	0					
	Total	2	6	4	4	16	6	2	7	5	0	20	19	15	20	16	70	6	3	7	6	22	0	3	2	0	5					

Match No. 35 Time 19.13~20.00 **U.S.S.R. 3** $\begin{matrix} (15-6) \\ (15-5) \\ (15-4) \end{matrix}$ **0** **U.S.A.**
 Referee Ormai, Laszlo (HUNGARY) Umpire Narukawa, Mutsuji (JAPAN)

No.	Name	Points					Missed Points					Side out Successes					Side out Misses					Service Points											
		I	2	3	4	5	Tot	I	2	3	4	5	Tot	I	2	3	4	5	Tot	I	2	3	4	5	Tot	I	2	3	4	5	Tot		
	U.S.S.R.	Technical Fouls										0 0 0					0																
1	Chesnokov, Yury	0	2	0			2	0	0	0		0	2	2	3		7	1	3	0		4	1	1	0								2
2	Vengerovsky, Yury	-	0	-			0	-	0	-		0	-	0	-		0	-	0	-		0	-	0	-								0
3	Sibiriakov, Eduard	-	-	-			-	-	-	-		-	-	-	-		-	-	-	-		-	-	-	-								-
4	Voskoboinikov, Dmitry	1	1	1			3	1	0	1		2	1	1	3		5	0	0	1		1	0	0	1								1
5	Kacharava, Vazha	-	-	-			-	-	-	-		-	-	-	-		-	-	-	-		-	-	-	-								-
6	Ljugailo, Stanislav	-	-	-			-	-	-	-		-	-	-	-		-	-	-	-		-	-	-	-								-
7	Kovalenko, Vitaly	-	-	-			-	-	-	-		-	-	-	-		-	-	-	-		-	-	-	-								-
8	Poyarkov, Yury	0	0	1			1	0	0	0		0	0	1	0		1	1	1	1		3	1	0	0								1
9	Bugaenkov, Ivan	2	0	3			5	0	0	0		0	5	2	3		10	2	1	0		3	1	1	0								2
10	Burobin, Nikolay	0	3	0			3	0	1	0		1	1	4	1		6	0	1	1		2	0	0	0								0
11	Kalachikhin, Valery	-	0	0			0	-	0	0		0	-	0	0		0	-	1	0		1	-	1	0								1
12	Mondzolevsky, Georgy	0	0	0			0	0	0	0		0	0	0	0		0	0	0	0		0	1	0	0								1
	Total	3	6	5			14	1	1	1		3	9	10	10		29	4	7	3		14	4	3	1								8

Match No. 36 Time 11.15~13.28 **Hungary 3** $\begin{matrix} (17-15) \\ (6-15) \\ (13-15) \\ (15-8) \\ (15-6) \end{matrix}$ **2** **Korea**
 Referee Tchnilin, (U.S.S.R.) Umpire Florescu, Const (RUMANIA)

No.	Name	Points					Missed Points					Side out Successes					Side out Misses					Service Points												
		I	2	3	4	5	Tot	I	2	3	4	5	Tot	I	2	3	4	5	Tot	I	2	3	4	5	Tot	I	2	3	4	5	Tot			
	Hungary	Technical Fouls										0 0 0					0 0 0																	
1	Czafik, Bela	0	0	0	1	0	1	0	0	0	0	0	0	0	0	0	2	0	0	0	0	2	0	1	0	0	0	1	1	0	0	0	0	1
2	Ivancso, Vilmos	-	-	0	-	-	0	-	0	-	-	0	-	0	-	-	0	-	0	-	-	0	-	0	-	-	0	-	-	0	-	-	0	-
3	Lantos, Csaba	1	1	1	5	3	11	0	1	1	0	0	2	5	8	8	3	1	25	1	0	1	1	2	5	0	0	0	0	0	0	0	0	0
4	Bodo, Gabor	1	0	-	1	-	2	2	0	-	0	-	2	2	0	-	0	-	2	2	0	-	0	-	2	1	0	-	0	-	0	-	1	-
5	Molnar, Istvan	4	0	1	0	1	6	2	2	2	2	0	8	6	5	4	1	5	21	1	3	2	1	0	7	0	1	0	0	0	0	0	1	1
6	Prouza, Otto	0	0	0	-	0	0	0	0	0	0	-	0	0	0	0	0	-	0	0	0	0	-	0	0	0	0	-	0	0	0	0	0	0
7	Tuske, Ferenc	0	-	0	-	0	0	0	-	0	0	-	0	0	0	-	0	-	0	0	0	-	0	-	0	0	0	-	2	-	0	0	2	2
8	Florian, Tibor	-	-	-	-	-	-	-	-	-	-	-	-	-	-	-	-	-	-	-	-	-	-	-	-	-	-	-	-	-	-	-	-	-
9	Galos, Laszlo	1	0	0	0	-	1	0	1	0	0	-	1	1	4	2	1	-	8	0	1	0	1	0	1	-	2	0	0	0	0	0	-	0
10	Kangyerka, Antal	-	-	-	-	-	-	-	-	-	-	-	-	-	-	-	-	-	-	-	-	-	-	-	-	-	-	-	-	-	-	-	-	-
11	Tatar, Mihaly	2	1	2	1	1	7	1	0	0	0	0	1	7	3	4	0	3	17	2	1	3	1	1	8	0	0	1	1	1	1	1	3	3
12	Janosi, Ferenc	0	0	2	0	1	3	1	1	1	0	3	6	2	4	7	4	2	19	0	1	0	1	0	1	0	2	0	0	1	2	0	3	3
	Total	9	2	6	8	6	31	6	5	4	2	3	20	23	26	25	9	11	94	6	7	6	5	3	27	2	1	4	3	1	11			11

Match No. 37 Time 13.45~15.13 **Czechoslovakia 3** $\begin{matrix} (10-15) \\ (15-10) \\ (15-9) \\ (15-6) \end{matrix}$ **1** **Netherlands**
 Referee Leibnitz, Newton (BRAZIL) Umpire Yamagishi, Kazuo (JAPAN)

No.	Name	Points					Missed Points					Side out Successes					Side out Misses					Service Points											
		I	2	3	4	5	Tot	I	2	3	4	5	Tot	I	2	3	4	5	Tot	I	2	3	4	5	Tot	I	2	3	4	5	Tot		
	Czechoslovakia	Technical Fouls										0 0 0					0																
1	Smidl, Vaclav	0	3	3	0		6	0	1	0	0	1	6	2	1	1	10	1	1	1	0	3	0	0	0	1							1
2	Sorm, Josef	3	-	-	-		3	2	-	-	-	2	3	-	-	-	3	1	-	-	-	1	0	-	-	-							0
3	Humhal, Zdenek	-	-	-	-		-	-	-	-	-	-	-	-	-	-	-	-	-	-	-	-	-	-	-	-							-
4	Labuda, Josef	-	-	-	-		-	-	-	-	-	-	-	-	-	-	-	-	-	-	-	-	-	-	-	-							-
5	Musil, Josef	0	0	1	0		1	0	1	1	0	2	1	1	1	2	5	0	0	0	0	0	0	1	0	0							1
6	Kop, Petr	0	1	2	1		4	1	1	0	1	3	2	3	0	2	7	1	1	1	1	4	0	0	0	1							1
7	Cuda, Milan	0	-	-	-		0	0	-	-	-	0	0	-	-	-	0	1	-	-	-	1	1	-	-	-							1
8	Paulus, Karel	0	0	0	1		1	0	0	0	0	0	1	1	1	0	3	1	0	0	0	1	0	0	0	0							0
9	Golian, Bohumil	-	-	-	-		-	-	-	-	-	-	-	-	-	-	-	-	-	-	-	-	-	-	-	-							-
10	Perusic, Boris	0	-	-	-		0	1	-	-	-	1	1	-	-	-	1	0	-	-	-	0	0	-	-	-							0
11	Schenk, Pavel	0	1	1	0		2	0	0	2	0	2	1	2	2	4	9	0	1	0	1	2	0	0	0	0							0
12	Toman, Ladislav	1	1	2	1		5	1	1	0	1	3	1	3	3	0	7	0	0	1	1	2	0	0	0	0							0
	Total	4	6	9	3		22	5	4	3	2	14	16	12	8	9	45	5	3	3	3	14	1	1	0	2							4

No.	Name	Points					Missed Points					Side out Successes					Side out Misses					Service Points										
		I	2	3	4	5	Tot	I	2	3	4	5	Tot	I	2	3	4	5	Tot	I	2	3	4	5	Tot	I	2	3	4	5	Tot	
	U.S.A.	Technical Fouls					0	0	0	0	0	0																				
1	Velasco, Pedro	1	-	1			2	1	-	0		1	0	-	0		0	0	-	0		0	0	-	0		0	0	-	0		0
4	Lang, Ronald Dwayne	0	0	1			1	0	0	0		0	1	1	0		2	0	1	0		1	0	0	0		1	0	0	0		0
5	Highland, Jacob Alapaki	-	-	-			-	-	-	-		-	-	-	-		-	-	-	-		-	-	-	-		-	-	-	-		-
6	O'Hara, Michael Futch	-	0	0			0	-	0	1		1	-	0	4		4	-	0	0		0	-	0	0		0	-	0	0		0
7	Griebenow, William Earl	-	0	-			0	-	0	-		0	-	0	-		0	-	2	-		2	-	1	-		1	-	1	-		1
8	Bright, David Michael	0	0	0			0	2	2	1		5	1	0	0		1	0	0	0		0	0	0	0		0	0	0	0		0
9	Hammer, Richard Bernarr	0	1	1			2	0	0	2		2	0	3	1		4	0	0	0		0	0	0	0		0	0	0	0		0
10	Nelson, Charles T.	-	-	-			-	-	-	-		-	-	-	-		-	-	-	-		-	-	-	-		-	-	-	-		-
11	Taylor, John Franklin	-	-	-			-	-	-	-		-	-	-	-		-	-	-	-		-	-	-	-		-	-	-	-		-
12	Brown, Barry R.	1	-	0			1	2	-	2		4	0	-	2		2	1	-	0		1	0	-	0		1	0	-	0		0
13	Erickson, Keith R.	2	0	-			2	1	2	-		3	2	2	-		4	0	1	-		1	0	2	-		2	-	2	-		2
14	Suwara, Ernest	1	0	0			1	2	2	3		7	3	2	0		5	1	2	0		3	0	0	0		3	0	0	0		0
	Total	5	1	3			9	8	6	9		23	7	8	7		22	2	6	0		8	0	3	0		8	0	3	0		3

No.	Name	Points					Missed Points					Side out Successes					Side out Misses					Service Points												
		I	2	3	4	5	Tot	I	2	3	4	5	Tot	I	2	3	4	5	Tot	I	2	3	4	5	Tot	I	2	3	4	5	Tot			
	U.S.A.	Technical Fouls					0	0	0	0	0	0																						
1	Kim, In Soo	1	0	0	0	0	1	2	0	0	0	2	0	0	0	0	0	0	0	0	0	1	1	0	0	0	0	1	1	0	0	0	0	1
2	Oh, Pyong Kil	-	-	-	-	-	-	-	-	-	-	-	-	-	-	-	-	-	-	-	-	-	-	-	-	-	-	-	-	-	-	-	-	-
3	Sohn, Young Wan	-	-	-	-	-	-	-	-	-	-	-	-	-	-	-	-	-	-	-	-	-	-	-	-	-	-	-	-	-	-	-	-	-
4	Chung, Sun Hung	0	0	0	0	-	0	0	0	0	0	-	0	0	0	0	-	0	0	0	0	-	0	0	0	0	0	-	0	0	0	0	-	0
5	Park, Suh Kwang	0	1	1	0	1	3	0	3	0	0	3	2	3	1	0	6	0	0	1	0	0	1	0	0	1	0	0	1	0	0	0	1	1
6	Suh, Ban Suk	-	-	-	-	0	0	-	-	-	0	0	-	-	-	3	3	-	-	-	0	0	-	-	-	0	0	-	-	-	-	0	0	0
7	Lee, Kyu Soh	0	0	0	-	0	0	0	0	0	0	-	0	0	0	0	-	0	0	0	0	-	0	0	0	0	0	-	0	0	0	0	0	0
8	Kim, YoungJoon	3	2	2	0	0	7	2	0	0	0	2	4	6	6	6	1	1	20	1	0	0	1	0	0	1	0	2	1	2	0	0	1	4
9	Kim, Sung Kil	1	1	5	2	0	9	1	0	2	1	4	8	7	7	6	3	5	28	0	1	1	0	2	4	0	1	0	1	0	0	0	1	1
10	Kim, Kwang Soo	1	1	0	2	1	5	1	0	0	2	1	4	5	3	8	2	1	19	1	0	0	0	0	0	0	0	1	0	0	0	0	0	0
11	Kim, Jin Hee	0	0	2	0	0	2	0	0	0	0	0	0	0	0	0	0	0	0	0	0	0	0	0	0	0	0	0	0	1	0	2	0	3
12	Lim, Tae Hoh	1	1	0	0	0	2	0	0	1	1	1	3	0	1	1	0	0	2	0	0	0	0	0	0	0	0	0	0	0	0	0	0	0
	Total	7	6	10	4	2	29	6	3	3	4	8	24	20	20	22	6	10	78	3	1	2	1	2	1	2	9	2	4	1	2	1	10	10

No.	Name	Points					Missed Points					Side out Successes					Side out Misses					Service Points												
		I	2	3	4	5	Tot	I	2	3	4	5	Tot	I	2	3	4	5	Tot	I	2	3	4	5	Tot	I	2	3	4	5	Tot			
	Netherland	Technical Fouls					0	0	0	0	0	0																						
1	Korsloot, Jacob	-	0	-	0	0	-	0	-	1		1	-	0	-	0	0	-	0	-	0	0	-	0	-	0		0	-	0	-	0		0
2	Koolen, Jurjaan C.	-	0	0	1		1	-	1	0	1	2	-	0	0	1	1	-	0	0	0	0	-	0	0	0		0	-	0	0	0		0
3	Tinkhof, Johannes G.G.	-	-	0	-		0	-	-	0	-	0	-	-	0	-	0	-	-	0	-	0	-	-	0	-	0	-	-	0	-	0		
4	Oosterbaan, Jan Martinus	3	1	0	2		6	1	1	0	1	3	2	3	1	3	9	0	1	2	1	4	0	0	0	0		4	0	0	0	0		0
5	Groenhuijzen, Robert G.	0	0	0	0		0	2	1	2	1	6	5	1	4	1	11	1	0	1	0	2	0	0	1	0	1	0	1	0		1		
6	Swieter, Pieter	3	3	1	0		7	0	1	3	1	5	4	3	2	1	10	1	0	0	0	1	1	1	0	0	2	1	1	0	0	2		
7	VanWijnen, JohanWilhelm	-	0	1	0		1	-	0	0	0	0	-	1	0	0	1	-	0	0	1	1	-	0	0	0	1	-	0	0	0	0		
8	De Vink, Jacques	1	0	3	1		5	1	1	1	2	5	5	1	2	4	12	2	0	1	1	4	0	0	0	0	4	0	0	0	0	0		
9	Van Der Stoep, Dingeman	2	0	0	0		2	1	1	0	1	3	2	1	2	0	5	2	1	1	0	4	0	0	0	0	4	0	0	0	0	0		
10	Ewalds, Jacques	-	-	-	-		-	-	-	-	-	-	-	-	-	-	-	-	-	-	-	-	-	-	-	-	-	-	-	-	-	-		
11	Van Der Hoek, Johannes	0	1	-	0		1	0	2	-	1	3	1	1	-	0	2	2	1	-	1	4	0	0	-	0	4	0	0	-	0	0		
12	Constandse, Franklin L.	-	0	-	0		0	-	0	-	1	1	-	3	-	0	3	-	2	-	0	2	-	0	-	0	2	-	0	-	0	0		
	Total	9	5	5	4		23	5	8	6	10	29	19	14	11	10	54	8	5	5	4	22	1	1	1	0	22	1	1	1	0	3		

Match No. 38 Time 17.15~19.22 **Brazil 3** (5—15) **2 U.S.A.**
 Referee Yoshihara, Kazuo (JAPAN) (11—15) (15— 9) Umpire Ku, Yong Mook (KOREA)
 (15— 6) (15— 9)

No.	Name	Points					Missed Points					Side out					Successes					Side out					Misses					Service Points				
		1	2	3	4	5	Tot	1	2	3	4	5	Tot	1	2	3	4	5	Tot	1	2	3	4	5	Tot	1	2	3	4	5	Tot	1	2	3	4	5
Brazil		Technical Fouls																									0	0	0	0	0	0				
1	Franca, Joao Claudio	0	0	-	-	-	0	1	2	-	-	-	3	2	4	-	-	-	6	2	2	-	-	-	4	0	1	-	-	-	1					
2	Schwartz Da Costa, Jose M.	0	-	-	-	-	0	0	-	-	-	-	0	0	-	-	-	-	0	0	-	-	-	-	0	0	-	-	-	-	0					
3	Leao De Oliveira, H.	0	-	0	0	1	1	0	-	0	0	0	0	0	-	0	0	0	0	0	-	1	0	0	1	0	-	0	1	1	2					
4	De Victor, Newdon Emanuel	0	0	2	1	3	6	1	0	2	2	0	5	1	3	6	4	5	19	0	0	0	1	0	1	0	1	2	0	1	4					
5	Albano Feitosa, Carlos E.	0	0	1	0	3	4	1	1	1	2	0	5	2	0	2	2	2	8	0	0	0	0	1	1	1	1	0	0	3	4					
6	Volpi, Marco Antonio	0	1	2	0	1	4	1	2	0	0	2	5	2	2	6	3	3	16	2	0	3	0	1	6	0	0	0	0	0	0					
7	Nuzman, Carlos Arthur	1	1	-	-	0	2	0	0	-	-	0	0	1	0	-	-	0	1	0	0	-	-	0	0	0	0	-	-	0	0					
8	De Oliveira Ramalho, J.	0	0	-	-	0	0	1	1	-	-	0	2	3	3	-	-	0	6	0	0	-	-	0	0	0	0	-	-	0	0					
9	Viotti De Azevedo, Decio	0	-	0	0	0	0	-	1	0	0	1	0	-	2	0	1	3	0	-	1	0	1	2	0	-	0	1	0	1	1					
10	Barcellos Borges, V.M.	0	0	0	0	1	1	0	0	1	0	0	1	0	0	1	1	2	4	0	2	0	0	0	2	0	0	1	0	1	2					
Total		1	2	5	1	9	18	5	6	5	4	2	22	11	12	17	10	13	63	4	4	5	1	3	17	1	2	3	5	3	14					

Match No. 39 Time 19.39~21.01 **Japan** (15— 6) **0 Rumania**
 Referee Ormai, Laszlo (HUNGARY) (15— 9) Umpire Krastev, Georgi (BULGARIA)
 (15— 8)

No.	Name	Points					Missed Points					Side out					Successes					Side out					Misses					Service Points				
		1	2	3	4	5	Tot	1	2	3	4	5	Tot	1	2	3	4	5	Tot	1	2	3	4	5	Tot	1	2	3	4	5	Tot	1	2	3	4	5
Japan		Technical Fouls																									0	0	0	0	0					
1	Demachi, Yutaka	1	0	0	-	-	1	1	1	0	0	-	1	1	1	0	0	-	1	0	0	0	0	-	0	0	0	0	2	-	2					
2	Koyama, Tsutomu	0	0	0	-	-	0	0	0	0	0	-	0	0	0	0	2	-	2	0	0	0	0	-	0	0	0	0	0	-	0					
3	Sugahara, Sadatoshi	0	0	0	-	-	0	0	0	0	0	-	0	0	0	0	0	-	0	0	0	0	0	-	0	0	0	0	0	-	0					
4	Ikeda, Naohiro	2	2	1	-	-	5	0	0	1	-	1	4	4	3	-	11	1	1	1	0	-	2	0	0	0	0	-	0							
5	Sato, Yasutaka	2	2	2	-	-	6	0	2	0	-	2	4	3	0	-	7	0	2	0	0	-	2	0	0	0	0	-	0							
6	Kosedo, Toshiaki	-	-	-	-	-	-	-	-	-	-	-	-	-	-	-	-	-	-	-	-	-	-	-	-	-	-	-	-	-						
7	Higuchi, Tokihiko	-	-	-	-	-	-	-	-	-	-	-	-	-	-	-	-	-	-	-	-	-	-	-	-	-	-	-	-							
8	Minami, Masayuki	1	0	1	-	-	2	1	0	0	-	1	8	7	4	-	19	1	1	2	0	-	4	0	0	1	1	-	1							
9	Tokutomi, Takeshi	-	-	-	-	-	-	-	-	-	-	-	-	-	-	-	-	-	-	-	-	-	-	-	-	-	-	-	-							
10	Moriyama, Teruhisa	2	1	3	-	-	6	1	0	0	-	1	6	7	5	-	18	4	4	0	0	-	8	2	1	1	1	-	4							
11	Nakamura, Yuzo	-	-	-	-	-	-	-	-	-	-	-	-	-	-	-	-	-	-	-	-	-	-	-	-	-	-	-	-							
12	Nekota, Katsutoshi	1	0	0	-	-	1	0	0	0	-	0	0	1	0	-	1	1	0	0	0	-	1	0	0	0	0	-	0							
Total		9	5	7	-	-	21	3	2	1	-	6	23	22	14	-	59	7	8	2	2	-	17	2	1	4	4	-	7							

Match No. 40 Time 17.14~18.35 **Bulgaria 0** (2—15) **3 U.S.S.R.**
 Referee Schuster, Karl-Heinz (GERMANY) (14—16) Umpire Armasescu, Const. (RUMANIA)
 (13—15)

No.	Name	Points					Missed Points					Side out					Successes					Side out					Misses					Service Points				
		1	2	3	4	5	Tot	1	2	3	4	5	Tot	1	2	3	4	5	Tot	1	2	3	4	5	Tot	1	2	3	4	5	Tot	1	2	3	4	5
Bulgaria		Technical Fouls																									0	0	0	0	0					
1	Karov, Dimitre Lukov	-	-	0	-	-	0	-	-	0	-	-	0	0	-	-	0	-	0	-	-	0	-	-	0	0	-	-	0	-	0					
2	Kotchev, Ivan Petrov	-	-	-	-	-	-	-	-	-	-	-	-	-	-	-	-	-	-	-	-	-	-	-	-	-	-	-	-							
3	Konstantinov, Georgi A.	-	-	1	-	-	1	-	-	2	-	-	2	-	-	4	-	4	-	-	0	-	-	0	0	-	-	0	-	0						
4	Christov, Petko Pantelev	-	-	-	-	-	-	-	-	-	-	-	-	-	-	-	-	-	-	-	-	-	-	-	-	-	-	-	-							
5	Kratchmarov, Petar S.	1	-	0	-	-	1	0	-	0	-	0	1	-	0	-	1	2	-	3	-	-	5	0	-	-	0	-	0							
6	Srandev, Simeon M.	-	-	-	-	-	-	-	-	-	-	-	-	-	-	-	-	-	-	-	-	-	-	-	-	-	-	-	-							
7	Stoyanov, Klatchezar M.	1	1	1	-	-	3	2	1	1	-	4	5	7	1	-	13	1	0	0	-	-	1	0	0	0	0	-	0							
8	Giuderov, Boris Vassilev	0	0	1	-	-	1	3	1	1	-	5	3	6	4	-	13	0	1	1	-	-	2	0	0	0	0	-	0							
9	Ivanov, Kiril Metodiev	0	2	0	-	-	2	0	1	0	-	1	1	3	3	-	7	2	2	0	-	-	4	0	0	0	0	-	0							
10	Slavov, Slavtcho Stoyanov	0	1	2	-	-	3	3	0	1	-	4	4	5	5	-	14	1	0	0	-	-	1	0	0	1	1	-	1							
11	Boyadjiev, Georgi Spassov	0	0	0	-	-	0	0	1	0	-	1	0	0	0	-	0	1	0	0	-	-	1	0	0	0	0	-	0							
12	Koritarov, Angel B.	0	0	0	-	-	0	0	1	0	-	1	0	0	0	-	0	0	1	1	-	-	2	0	0	0	0	-	0							
Total		2	4	5	-	-	11	8	5	5	-	18	14	21	17	-	52	7	4	5	-	-	16	0	0	1	1	-	1							

No.	Name	Points					Missed Points					Side out Successes					Side out Misses					Service Points													
		1	2	3	4	5	Tot	1	2	3	4	5	Tot	1	2	3	4	5	Tot	1	2	3	4	5	Tot	1	2	3	4	5	Tot				
U.S.A.		Technical Fouls																									0	0	0	0	0	0			
1	Velasco, Pedro	1	0	0	0	0	1	1	0	0	0	0	1	0	0	0	1	0	0	0	0	0	2	0	0	0	0	1	3	0	1	0	0	0	1
4	Lang, Ronald Dwayne	1	0	0	0	0	1	0	0	1	0	1	0	1	2	2	0	0	1	0	3	0	0	0	0	2	1	3	0	0	0	0	0	0	
5	Highland, Jacob Alapaki	-	-	0	-	0	0	-	0	-	0	0	-	0	-	0	0	-	0	-	0	-	1	1	-	-	0	-	0	-	0	0	0		
6	O'Hara, Michael Futch	2	0	0	0	1	3	1	3	0	1	0	5	4	4	3	3	5	19	0	1	0	3	0	4	1	0	0	0	0	0	1			
7	Griebenow, William Earl	-	-	0	0	-	0	-	0	0	-	0	-	0	0	-	0	-	0	0	-	0	-	0	-	0	-	0	0	-	0	0	0		
8	Bright, David Michael	2	0	0	0	0	2	0	1	1	3	0	5	3	4	2	1	3	13	2	3	1	0	0	6	0	0	1	0	2	3				
9	Hammer, Richard Bernarr	1	2	-	-	0	3	1	0	-	0	1	6	2	-	0	8	1	1	-	0	2	1	0	-	0	1	0	-	0	1				
10	Nelson, Charles T.	-	-	-	-	-	-	-	-	-	-	-	-	-	-	-	-	-	-	-	-	-	-	-	-	-	-	-	-	-	-	-			
11	Taylor, John Franklin	-	-	0	1	-	1	-	0	0	-	0	-	0	-	2	0	-	2	-	1	1	-	2	-	0	0	-	0	0	0				
12	Brown, Barry R.	-	-	2	1	-	3	-	1	0	-	1	-	5	3	-	8	-	3	0	-	3	-	0	-	3	-	0	0	-	0				
13	Erickson, Keith R.	-	-	1	0	3	4	-	1	4	1	6	-	3	8	2	13	-	1	1	2	4	-	0	0	0	0	0	0	0	0				
14	Suwara, Ernest	1	5	0	0	1	7	0	3	3	1	1	8	2	3	7	1	4	17	4	0	4	2	0	10	0	1	0	0	0	1				
Total		8	7	3	2	5	25	3	7	7	9	3	29	17	13	22	17	14	83	9	5	10	9	5	38	2	2	1	0	2	7				


No.	Name	Points					Missed Points					Side out Successes					Side out Misses					Service Points											
		1	2	3	4	5	Tot	1	2	3	4	5	Tot	1	2	3	4	5	Tot	1	2	3	4	5	Tot	1	2	3	4	5	Tot		
Rumania		Technical Fouls																									0	0	0	0	0		
1	Fieraru, Gheorghe	0	0	0			0	1	0	0			1	0	0	0		0	0	0	0			0	0	0	0		0	0	0	0	0
2	Nicolau, Horatiu	0	0	0			0	1	2	1		4	4	6	1		11	2	0	0			2	1	0	0			0	0	1		
3	Dragan, Aurel	1	3	3			7	0	0	0		0	1	2	3		6	1	1	0			2	0	0	0			0	0	0	0	
4	Szocs, Iuliu	0	3	1			4	1	3	1		5	10	7	2		19	0	5	1			6	0	0	0			0	0	0	0	
5	Schreiber, Wiliam	-	-	-			-	-	-	-		-	-	-	-		-	-	-	-			-	-	-	-			-	-	-	-	
6	Grigorovici, Mihai	0	-	0			0	0	-	0		0	2	-	1		3	0	-	0			0	0	-	0			0	0	-	0	
7	Plocon, Davila	-	0	1			1	-	0	1		1	-	3	6		9	-	1	1			2	-	0	0			0	0	-	0	
8	Barbuta, Nicolae	-	0	2			2	-	1	0		1	-	2	0		2	-	1	0			1	-	0	0			0	0	-	0	
9	Derzsi, Eduard	1	0	-			1	0	2	-		2	3	2	-		5	1	0	-			1	0	0	-			0	0	-	0	
10	Chezan, Mihai	0	0	-			0	1	1	-		2	2	1	-		3	2	2	-			4	0	0	-			0	0	-	0	
11	Ganciu, Constantin	-	1	0			1	-	0	1		1	-	1	1		2	-	1	0			1	-	0	0			0	0	-	0	
12	Coste, Mihai	0	-	-			0	0	-	-		0	0	-	-		0	0	-	-			0	0	-	-			0	0	-	0	
Total		2	7	7			16	4	9	4		17	22	24	14		60	6	11	2			19	1	0	0			0	0	0	1	

No.	Name	Points					Missed Points					Side out Successes					Side out Misses					Service Points										
		1	2	3	4	5	Tot	1	2	3	4	5	Tot	1	2	3	4	5	Tot	1	2	3	4	5	Tot	1	2	3	4	5	Tot	
U.S.S.R.		Technical Fouls																									0	0	0	0	0	
1	Chesnokov, Yury	1	1	2			4	0	3	2		5	2	7	6		15	2	2	1			5	0	0	0			0	0	0	0
2	Vengerovsky, Yury	0	0	1			1	0	0	1		1	0	0	0		0	0	0	0			0	0	1	1			0	0	1	2
3	Sibiriakov, Eduard	-	-	-			-	-	-	-		-	-	-	-		-	-	-	-			-	-	-	-			-	-	-	-
4	Voskoboinikov, Dmitry	1	0	1			2	0	1	1		2	3	6	6		15	1	1	2			4	0	0	1			1	0	0	1
5	Kacharava, Vazha	-	2	0			2	-	2	0		2	-	0	1		1	-	0	0			0	-	0	0			0	0	0	0
6	Ljugailo, Stanislav	-	-	-			-	-	-	-		-	-	-	-		-	-	-	-			-	-	-	-			-	-	-	-
7	Kovalenko, Vitaly	-	-	1			1	-	-	0		0	-	-	3		3	-	-	0			0	-	-	0			0	0	-	0
8	Poyarkov, Yury	1	1	1			3	0	1	0		1	1	0	0		1	1	0	2			3	0	0	0			0	0	0	0
9	Bugaenkov, Ivan	1	4	1			6	0	1	3		4	5	8	2		15	3	0	1			4	1	2	1			4	0	0	4
10	Burobin, Nikolay	0	0	-			0	0	2	-		2	3	4	-		7	1	3	-			4	2	0	-			0	0	-	2
11	Kalachikhin, Valery	0	0	0			0	0	0	0		0	0	0	0		0	0	0	0			0	0	0	0			0	0	0	0
12	Mondzolevsky, Georgy	0	0	0			0	0	0	0		0	1	0	0		1	0	1	0			1	0	0	0			0	0	0	0
Total		4	8	7			19	0	10	7		17	15	25	18		58	8	7	6			21	3	3	3			0	0	3	9

Match No. 41		Time 11.16~12.31		Brazil 0		(7—15)		3		U.S.S.R.																																				
Referee Krastev, Georgi (BULGARIA)						(6—15)				Umpire Suemasa, Keiichi (JAPAN)																																				
						(9—15)																																								
No.	Name	Points					Missed Points					Side out Successes					Side out Misses					Service Points																								
		1	2	3	4	5	Tot	1	2	3	4	5	Tot	1	2	3	4	5	Tot	1	2	3	4	5	Tot	1	2	3	4	5	Tot															
	Brazil	Technical Fouls					0	0	0						0																															
1	Franca, Joao Claudio	1	0	0						1	0	2	0						2	3	4	7						14	1	0	0						1	0	0	2						2
2	Schwartz Da Costa, Jose M.	0	1	—						1	0	0	—						0	0	3	—						3	0	0	—						0	0	0	—						0
3	Leao De Oliveira, H.	0	0	0						0	0	0	1						1	0	0	0						0	0	3	0						3	0	0	1						1
4	De Victor, Newdon Emanuel	1	0	—						1	1	0	—						1	0	1	—						1	1	0	—						1	0	0	—						0
5	Albano Feitosa, Carlos E.	1	1	0						2	0	0	0						0	2	1	4						7	0	2	0						2	0	0	0						0
6	Volpi, Marco Antonio	1	2	2						5	0	1	1						2	5	1	2						8	2	1	1						4	1	0	0						1
7	Nuzman, Carlos Arthur	0	0	—						0	1	0	—						1	3	0	—						3	2	0	—						2	0	0	—						0
8	De Oliveira Ramalho, J.	1	—	0						1	1	—	1						2	3	—	4						7	0	—	1						1	0	—	0						0
9	Viotti De Azevedo, Decio	0	0	0						0	1	0	0						1	2	0	3						5	0	0	3						3	1	0	0						1
10	Barcellos Borges, V.M.	0	0	0						0	0	0	0						0	1	0	0						1	0	0	0						0	0	0	0						0
	Total	5	4	2						11	4	3	3						10	19	10	20						49	6	6	5						17	2	0	3						5

No.	Name	Points					Missed Points					Side out Successes					Side out Misses					Service Points																								
		1	2	3	4	5	Tot	1	2	3	4	5	Tot	1	2	3	4	5	Tot	1	2	3	4	5	Tot	1	2	3	4	5	Tot															
	U.S.S.R.	Technical Fouls					0	0	0						0																															
1	Chesnokov, Yury	—	—	—						—	—	—	—						—	—	—	—						—	—	—	—						—									
2	Vengerovskiy, Yury	0	0	1						1	0	0	0						0	2	0	2						4	0	1	1						2	0	0	2						2
3	Sibiriakov, Eduard	—	—	—						—	—	—	—						—	—	—	—						—	—	—	—						—									
4	Voskoboinikov, Dmitry	0	2	2						4	0	2	0						2	4	1	7						12	0	0	1						1	0	0	0						0
5	Kacharava, Vazha	5	3	4						12	0	0	0						0	5	4	9						18	1	2	1						4	0	0	0						0
6	Ljugailo, Stanislav	—	—	—						—	—	—	—						—	—	—	—						—	—	—	—						—									
7	Kovalenko, Vitaly	3	4	0						7	0	0	1						1	3	1	4						8	2	1	2						5	0	1	0						1
8	Poyarkov, Yury	—	—	—						—	—	—	—						—	—	—	—						—	—	—	—						—									
9	Bugaenkov, Ivan	2	1	1						4	0	0	2						2	3	3	3						9	0	0	3						3	0	0	0						0
10	Burobin, Nikolay	—	—	—						—	—	—	—						—	—	—	—						—	—	—	—						—									
11	Kalachikhin, Valery	—	—	0						0	—	—	0						0	—	—	0						0	—	—	0						0	—	—	0						0
12	Mondzolevsky, Georgy	0	0	0						0	0	0	1						1	0	0	0						0	0	1	1						2	1	1	2						4
	Total	10	10	8						28	0	2	4						6	17	9	25						51	3	5	9						17	1	2	4						7

Match No. 42		Time 13.15~14.10		Czechoslovakia 3		(15— 1)		0		Korea																																				
Referee Schuster, Karl-Heinz (GERMANY)						(15— 7)				Umpire Narukawa, Mutsuji (JAPAN)																																				
						(15— 9)																																								
No.	Name	Points					Missed Points					Side out Successes					Side out Misses					Service Points																								
		1	2	3	4	5	Tot	1	2	3	4	5	Tot	1	2	3	4	5	Tot	1	2	3	4	5	Tot	1	2	3	4	5	Tot															
	Czechoslovakia	Technical Fouls					0	0	0						0																															
1	Smidl, Vaclav	—	—	—						—	—	—	—						—	—	—	—						—	—	—	—						—									
2	Sorm, Josef	2	1	1						4	0	1	1						2	1	3	2						6	0	1	1						2	0	1	2						3
3	Humhal, Zdenek	1	0	1						2	0	1	0						1	0	1	0						1	0	1	1						2	0	1	0						1
4	Labuda, Josef	—	—	—						—	—	—	—						—	—	—	—						—	—	—	—						—									
5	Musil, Josef	3	0	0						3	0	1	0						1	2	1	2						5	1	1	1						3	2	0	0						2
6	Kop, Petr	0	2	4						6	0	0	2						2	0	4	2						6	0	1	2						3	2	0	0						2
7	Cuda, Milan	—	—	—						—	—	—	—						—	—	—	—						—	—	—	—						—									
8	Paulus, Karel	1	1	0						2	0	0	0						0	0	1	1						2	0	0	0						0	0	0	0						0
9	Golian, Bohumil	—	—	—						—	—	—	—						—	—	—	—						—	—	—	—						—									
10	Perusic, Boris	—	—	—						—	—	—	—						—	—	—	—						—	—	—	—						—									
11	Schenk, Pavel	1	3	3						7	0	0	0						0	2	6	4						12	0	0	0						0	0	0	0						0
12	Toman, Ladislav	—	—	—						—	—	—	—						—	—	—	—						—	—	—	—						—									
	Total	8	7	9						24	0	3	3						6	5	16	11						32	1	4	5						10	4	2	2						8



U.S.S.R. v. Brazil.
 Second set at Komazawa Gymnasium
 L'U.R.S.S. contre le Brésil Deuxième
 partie au Stade de Komazawa

No.	Name	Points					Missed Points					Side out Successes					Side out Misses					Service Points					
		1	2	3	4	5	Tot	1	2	3	4	5	Tot	1	2	3	4	5	Tot	1	2	3	4	5	Tot		
	Korea	Technical Fouls					0	0	0																		
1	Kim, In Soo	0	-	0	0 0 - 0					0	0	-	0	0 0 - 0					0	0	-	0	0				
2	Oh, Pyong Kil	-	-	-	-					-	-	-	-	-					-	-	-	-	-				
3	Sohn, Young Wan	-	-	-	-					-	-	-	-	-					-	-	-	-	-				
4	Chung, Sun Hung	-	0	-	0 - 0 -					0	-	0	-	0 - 0 -					0	-	0	-	0				
5	Park, Suh Kwang	0	-	1	1 0 - 0					0	1	-	2	3 1 - 0					1	0	-	0	0				
6	Suh, Ban Suk	-	0	-	0 - 1 -					1	-	4	-	4 - 0 -					0	-	1	-	1				
7	Lee, Kyu Soh	0	0	0	0 0 0 0					0	0	0	0	0 0 0 0					0	0	0	0	0				
8	Kim, Young Joon	0	0	0	0 0 2 0					2	2	2	0	4 1 1 0					2	1	0	0	1				
9	Kim, Sung Kil	0	1	3	4 1 2 1					4	4	2	3	9 2 0 1					3	0	0	0	0				
10	Kim, Kwang Soo	0	1	1	2 2 0 3					5	3	1	4	8 0 0 1					1	0	0	0	0				
11	Kim, Jin Hee	0	1	0	1 0 0 0					0	0	2	0	2 1 0 1					2	0	0	1	1				
12	Lim, Tae Hoh	0	0	0	0 0 1 0					1	0	1	0	1 1 0 0					1	0	0	0	0				
	Total	0	3	5	8 3 6 4					13	10	12	9	31 6 1 3					10	1	1	1	3				

Match No. 43 Time 17.15~18.58 **Bulgaria 3** (15—9) **1 Hungary**
 Referee Okura, Toshihiko (JAPAN) (15—12) (12—15) (15—8) Umpire Alvez, Walter (BRAZIL)

No.	Name	Points					Missed Points					Side out Successes					Side out Misses					Service Points								
		1	2	3	4	5	Tot	1	2	3	4	5	Tot	1	2	3	4	5	Tot	1	2	3	4	5	Tot	1	2	3	4	5
Bulgaria		Technical Fouls					0	0	0	0	0	0																		
1	Karov, Dimitre Lukov	0	0	0	0	0	0	0	0	0	0	0	1	0	0	0	0	1	2	0	0	0	0	2	1	0	0	0	0	1
2	Kotchev, Ivan Petrov	1	1	0	1	3	0	0	0	0	0	0	4	4	5	2	15	2	0	1	0	0	3	0	1	0	0	0	1	
3	Konstantinov, Georgi A.	1	1	2	1	5	0	3	1	0	0	4	4	1	3	2	10	1	2	2	0	0	5	0	0	0	0	0	0	
4	Christov, Petko Pantelev	1	3	1	1	6	2	0	0	0	0	2	5	4	7	3	19	1	0	0	0	0	1	1	0	0	1	1	2	
5	Kratchmarov, Petar S.	-	0	0	-	0	-	0	0	-	-	0	-	0	0	-	0	-	0	0	-	-	0	-	0	0	-	-	0	
6	Srandev, Simeon M.	3	1	5	4	13	1	0	1	0	0	2	6	10	6	4	26	1	1	3	1	1	6	1	1	0	0	0	2	
7	Stoyanov, Klatchezar M.	-	-	-	-	-	-	-	-	-	-	-	-	-	-	-	-	-	-	-	-	-	-	-	-	-	-	-	-	
8	Giudero, Boris Vassilev	-	-	-	-	-	-	-	-	-	-	-	-	-	-	-	-	-	-	-	-	-	-	-	-	-	-	-	-	
9	Ivanov, Kiril Metodiev	-	-	-	-	-	-	-	-	-	-	-	-	-	-	-	-	-	-	-	-	-	-	-	-	-	-	-	-	
10	Slavov, Slavtcho Stoyanov	-	-	0	0	0	-	-	0	0	0	0	-	-	0	0	0	-	-	0	0	0	0	-	-	0	0	0	0	
11	Boyadjiev, Georgi Spassov	-	0	0	0	0	-	0	0	0	0	0	-	0	0	0	0	-	0	0	0	0	0	-	0	0	1	1	1	
12	Koritarov, Angel B.	0	0	0	0	0	1	0	0	0	0	1	0	0	0	0	0	0	0	0	0	0	0	0	0	0	0	0	0	
Total		6	6	8	7	27	4	3	2	0	0	9	20	19	21	11	71	7	3	6	1	1	17	3	2	0	2	2	7	


Match No. 44 Time 11.15~12.40 **Japan 3** (15—17) **1 Netherlands**
 Referee Fish, Alton (U.S.A.) (15—4) (15—8) (15—5) Umpire Davies, Glen (U.S.A.)

No.	Name	Points					Missed Points					Side out Successes					Side out Misses					Service Points							
		1	2	3	4	5	Tot	1	2	3	4	5	Tot	1	2	3	4	5	Tot	1	2	3	4	5	Tot	1	2	3	4
Japan		Technical Fouls					0	0	0	0	0	0																	
1	Demachi, Yutaka	0	0	0	1	1	0	1	0	0	0	1	0	1	0	1	2	0	1	0	0	0	1	0	1	1	0	0	2
2	Koyama, Tsutomu	1	-	-	-	1	0	-	-	-	-	0	0	-	-	0	0	1	-	-	-	-	1	0	-	-	-	-	0
3	Sugahara, Sadatoshi	0	-	-	0	0	0	-	-	0	0	0	0	-	-	0	0	0	-	-	1	1	1	1	-	-	0	0	1
4	Ikeda, Naohiro	0	1	2	1	4	0	0	1	1	1	2	1	3	3	2	9	0	1	0	0	0	1	0	2	1	0	0	3
5	Sato, Yasutaka	1	4	0	1	6	1	0	1	0	0	2	4	4	1	2	11	0	0	1	0	0	1	1	0	0	3	3	4
6	Kosedo, Toshiaki	-	-	-	-	-	-	-	-	-	-	-	-	-	-	-	-	-	-	-	-	-	-	-	-	-	-	-	-
7	Higuchi, Tokihiko	-	-	-	-	-	-	-	-	-	-	-	-	-	-	-	-	-	-	-	-	-	-	-	-	-	-	-	-
8	Minami, Masayuki	1	1	1	3	6	1	0	0	0	0	1	4	3	4	3	14	0	0	0	0	0	0	0	0	2	0	0	2
9	Tokutomi, Takeshi	-	-	-	-	-	-	-	-	-	-	-	-	-	-	-	-	-	-	-	-	-	-	-	-	-	-	-	-
10	Moriyama, Teruhisa	3	2	3	1	9	1	1	0	0	0	2	5	1	2	4	12	1	2	1	2	2	6	2	0	0	0	0	2
11	Nakamura, Yuzo	-	-	-	-	-	-	-	-	-	-	-	-	-	-	-	-	-	-	-	-	-	-	-	-	-	-	-	-
12	Nekota, Katsutoshi	0	0	1	0	1	0	0	0	0	0	0	1	1	1	2	5	0	1	0	0	0	1	0	1	0	0	0	1
Total		6	8	7	7	28	3	2	2	1	1	8	15	13	11	14	53	2	5	2	3	3	12	4	4	4	3	3	15

No.	Name	Points					Missed Points					Side out Successes					Side out Misses					Service Points							
		1	2	3	4	5	Tot	1	2	3	4	5	Tot	1	2	3	4	5	Tot	1	2	3	4	5	Tot	1	2	3	4
Netherland		Technical Fouls					0	0	0	0	0	0																	
1	Korsloot, Jacob	0	-	0	0	0	0	0	-	0	0	0	0	-	0	0	0	0	-	0	0	0	0	0	-	0	0	0	0
2	Koolen, Jurjaan C.	1	0	0	-	1	0	0	0	0	-	0	0	1	2	-	3	0	0	1	-	-	1	0	1	0	-	-	1
3	Tinkhof, Johannes G. G.	1	0	0	0	1	1	0	0	0	0	1	5	4	2	1	12	1	2	1	0	0	4	0	0	0	0	0	0
4	Oosterbaan, Jan Martinus	-	-	1	1	2	-	-	0	0	0	0	-	-	3	5	8	-	-	1	1	1	2	-	-	0	0	0	0
5	Groenhuijzen, Robert G.	1	0	0	2	3	2	1	0	2	2	5	2	0	1	0	3	3	0	0	0	0	3	1	0	0	0	0	1
6	Swieter, Pieter	3	0	1	0	4	1	1	0	0	0	2	5	5	2	2	14	0	0	1	0	0	1	0	0	0	0	0	0
7	Van Wijnen, Johan Wilhelm	0	0	0	0	0	0	0	0	0	0	0	0	0	1	0	1	0	0	1	0	0	1	0	0	1	0	0	1
8	De Vink, Jacques	2	1	2	0	5	0	0	2	2	2	4	8	1	5	3	17	1	1	2	0	0	4	3	0	0	0	0	3
9	Van Der Stoep, Dingeman	1	0	0	0	1	0	1	1	1	1	3	1	0	0	0	1	1	1	1	1	1	4	0	0	0	0	0	0
10	Ewalds, Jacques	-	-	-	-	-	-	-	-	-	-	-	-	-	-	-	-	-	-	-	-	-	-	-	-	-	-	-	-
11	Van Der Hoek, Johannes	0	0	0	1	1	1	1	0	1	0	2	1	0	1	1	3	2	0	0	0	0	2	1	0	1	0	0	2
12	Constandse, Franklin L.	-	-	-	-	-	-	-	-	-	-	-	-	-	-	-	-	-	-	-	-	-	-	-	-	-	-	-	-
Total		9	1	4	4	18	5	3	4	5	5	17	22	11	17	12	62	8	4	8	2	2	22	5	1	2	0	0	8

No.	Name	Points					Missed Points					Side out Successes					Side out Misses					Service Points										
		1	2	3	4	5	Tot	1	2	3	4	5	Tot	1	2	3	4	5	Tot	1	2	3	4	5	Tot	1	2	3	4	5	Tot	
	Hungary	Technical Fouls					0	0	0	0	0	0						0						0						0		
1	Czafik, Bela	-	0	0	0	0	-	0	0	0	0	0	-	0	0	0	0	-	0	0	0	0	-	0	0	0	0	-	0	0	0	0
2	Ivancso, Vilmos	-	-	-	-	-	-	-	-	-	-	-	-	-	-	-	-	-	-	-	-	-	-	-	-	-	-	-	-	-	-	
3	Lantos, Csaba	0	0	-	0	0	2	1	-	0	0	3	2	0	-	1	3	0	0	-	0	0	0	0	-	0	0	0	0	-	0	0
4	Bodo, Gabor	-	1	1	0	2	-	1	0	1	1	2	-	2	1	0	3	-	0	1	0	1	-	0	0	2	2					2
5	Molnar, Istvan	1	2	3	2	8	1	0	1	2	2	4	2	4	5	2	13	1	1	0	0	2	0	0	0	0	0	0	0	0	0	0
6	Prouza, Otto	0	0	-	-	0	0	0	0	-	-	0	0	0	-	-	0	0	0	-	-	0	0	0	-	-	0	0	0	-	-	0
7	Tuske, Ferenc	1	1	1	0	3	0	0	0	0	0	0	0	1	0	1	2	0	0	2	0	2	0	0	0	0	0	0	0	0	0	0
8	Florian, Tibor	-	-	-	-	-	-	-	-	-	-	-	-	-	-	-	-	-	-	-	-	-	-	-	-	-	-	-	-	-	-	
9	Galos, Laszlo	0	0	2	3	5	0	1	0	1	1	2	2	1	6	4	13	0	0	2	0	2	0	1	1	0	2	0	1	1	0	2
10	Kangyerka, Antal	-	-	-	-	-	-	-	-	-	-	-	-	-	-	-	-	-	-	-	-	-	-	-	-	-	-	-	-	-	-	
11	Tatar, Mihaly	2	2	2	0	6	1	3	2	1	1	7	4	8	6	2	20	0	1	1	1	3	0	1	0	0	0	0	1	0	0	1
12	Janosi, Ferenc	0	0	3	0	3	2	1	1	1	1	5	6	3	5	0	14	2	2	1	0	5	1	1	0	1	0	1	0	1	3	
	Total	4	6	12	5	27	6	7	4	6	6	23	16	19	23	10	68	3	4	7	1	15	1	3	1	3	0	1	3	1	3	8

Japan v. Netherlands match Played at the Yokohama Cultural Gymnasium
 Match Japon contre Hollande Joué au Gymnase Culturel de Yokohama



Match No. 45 Time 13.16~15.09 **U.S.A. 1** (15—11) **3** **Rumania**
 Referee Yoshihara, Kazuo (JAPAN) (9—15)
 (11—15) Umpire Leibnitz, Newton (BRAZIL)
 (13—15)

No.	Name	Points					Missed Points					Side out Successes					Side out Misses					Service Points										
		1	2	3	4	5	Tot	1	2	3	4	5	Tot	1	2	3	4	5	Tot	1	2	3	4	5	Tot	1	2	3	4	5	Tot	
U.S.A.		Technical Fouls					0	0	0	0	0	0																				
1	Velasco, Pedro	0	0	1	1	2	0	0	0	1	0	1	0	1	1	1	3	1	1	2	0	4	0	1	0	1	2					
4	Lang, Ronald Dwayne	0	1	2	1	4	0	0	0	0	1	1	1	1	2	0	4	1	1	1	1	4	0	1	0	1	2					
5	Highland, Jacob Alapaki	0	-	-	-	0	0	-	-	-	-	0	0	-	-	-	0	1	-	-	-	1	0	-	-	-	0					
6	O'Hara, Michael Futch	2	0	0	1	3	0	2	2	2	0	4	5	7	4	6	22	2	2	2	1	7	0	0	1	2	3					
7	Griebenow, William Earl	-	-	-	-	-	-	-	-	-	-	-	-	-	-	-	-	-	-	-	-	-	-	-	-	-	-					
8	Bright, David Michael	4	1	3	0	8	0	0	2	2	2	4	5	8	8	5	26	1	2	1	1	5	2	0	0	0	2					
9	Hammer, Richard Bernarr	-	-	-	1	1	-	-	-	2	2	2	-	-	-	7	7	-	-	-	1	1	-	-	-	0	0					
10	Nelson, Charles T.	-	-	-	-	-	-	-	-	-	-	-	-	-	-	-	-	-	-	-	-	-	-	-	-	-	-					
11	Talor, John, Franklin	3	0	1	0	4	1	3	2	0	0	6	3	5	9	0	17	3	1	4	1	9	0	0	1	1	2					
12	Brown, Barry R.	2	0	1	0	3	3	0	1	0	0	4	1	2	3	0	6	0	3	0	0	3	1	0	0	0	1					
13	Erickson, Keith R.	-	-	-	-	-	-	-	-	-	-	-	-	-	-	-	-	-	-	-	-	-	-	-	-	-	-					
14	Suwara, Ernest	-	-	-	2	2	-	-	-	0	0	0	-	-	-	1	1	-	-	-	2	2	-	-	-	1	1					
Total		11	2	8	6	27	4	5	8	5	5	22	15	24	27	20	86	9	10	10	7	36	3	2	2	6	13					

No.	Name	Points					Missed Points					Side out Successes					Side out Misses					Service Points										
		1	2	3	4	5	Tot	1	2	3	4	5	Tot	1	2	3	4	5	Tot	1	2	3	4	5	Tot	1	2	3	4	5	Tot	
Rumania		Technical Fouls					0	0	0	0	0	0																				
1	Fieraru, Gheorghe	0	0	0	0	0	0	1	0	0	0	1	1	1	0	0	2	1	0	0	0	1	0	2	0	0	2					
2	Nicolau, Horatiu	0	0	0	0	0	0	1	0	0	0	1	1	4	3	1	9	0	0	0	1	1	0	0	0	0	0					
3	Dragan, Aurel	1	0	0	1	2	0	1	0	0	0	1	1	0	0	1	2	1	1	1	1	4	1	1	0	0	2					
4	Szocs, Iuliu	0	1	0	-	1	1	0	0	-	-	1	2	8	2	-	12	3	2	0	-	5	1	0	1	-	2					
5	Schreiber, Wiliam	-	-	-	-	-	-	-	-	-	-	-	-	-	-	-	-	-	-	-	-	-	-	-	-	-	-					
6	Grigorovici, Mihai	0	-	-	0	0	0	-	-	0	0	0	1	-	-	0	1	0	-	-	1	1	1	-	-	0	1					
7	Plocon, Davila	3	-	1	2	6	0	-	0	1	1	1	3	-	2	8	13	0	-	0	0	0	0	-	0	0	0					
8	Barbuta, Nicolae	0	1	1	1	3	0	1	0	0	0	1	1	3	3	0	7	0	0	1	0	1	0	1	2	1	4					
9	Derzsi, Eduard	-	-	-	-	-	-	-	-	-	-	-	-	-	-	-	-	-	-	-	-	-	-	-	-	-	0					
10	Chezan, Mihai	-	0	1	1	2	-	0	1	0	0	1	-	0	5	2	7	-	0	0	0	0	-	0	0	1	1					
11	Ganciu, Constantin	-	-	1	1	2	-	-	0	0	0	0	-	-	1	1	2	-	-	0	1	1	-	-	0	0	0					
12	Coste, Mihai	-	3	0	2	5	-	1	0	0	0	1	-	5	4	5	14	-	3	1	0	4	-	1	0	0	1					
Total		4	5	4	8	21	1	5	1	1	1	8	10	21	20	18	69	5	6	3	4	18	3	5	3	2	13					

MENS LEAGUE CLASSIFICATION

No.	COUNTRY	BRA	BUL	CZS	HUN	JPN	KOR	NLD	RUM	USA	URS	Matches			ets		Points		Match Points	Place
												Tot.	W.	L.	W.	L.	W.	L.		
1	BRAZIL		X	X	○	X	○	X	X	○	X	9	3	6	13	23	410	474	12	7
			0:3	0:3	3:2	2:3	3:1	2:3	0:3	3:2	0:3									
2	BULGARIA	○		X	○	X	○	○	X	○	X	9	5	4	20	16	464	429	14	5
		3:0		2:3	3:1	1:3	3:1	3:2	2:3	3:0	0:3									
3	CZECHSLV	○	○		○	○	○	○	○	○	X	9	8	1	26	10	486	399	17	2
		3:0	3:2		3:2	3:1	3:0	3:1	3:1	3:0	2:3									
4	HUNGARY	X	X	X		○	○	○	X	○	X	9	4	5	18	18	449	466	13	6
		2:3	1:3	2:3		3:0	3:2	3:1	1:3	3:0	0:3									
5	JAPAN	○	○	X	X		○	○	○	○	○	9	7	2	22	12	475	372	16	3
		3:2	3:1	1:3	0:3		3:0	3:1	3:0	3:1	3:1									
6	KOREA	X	X	X	X	X		X	X	X	X	9	0	9	9	27	376	500	9	10
		1:3	1:3	0:3	2:3	0:3		1:3	2:3	2:3	0:3									
7	NETHLAND	○	X	X	X	X	○		X	X	X	9	2	7	11	24	378	482	11	8
		3:2	2:3	1:3	1:3	1:3	3:1		0:3	0:3	0:3									
8	RUMANIA	○	○	X	○	X	○	○		○	X	9	6	3	19	15	432	394	15	4
		3:0	3:2	1:3	3:1	0:3	3:2	3:0		3:1	0:3									
9	U.S.A.	X	X	X	X	X	○	○	X		X	9	2	7	10	23	360	450	11	9
		2:3	0:3	0:3	0:3	1:3	3:2	3:0	1:3		0:3									
10	U.S.S.R.	○	○	○	○	X	○	○	○	○		9	8	1	25	5	415	279	17	1
		3:0	3:0	3:2	3:0	1:3	3:0	3:0	3:0	3:0										

Mens' Volley Ball winners
 Les vainqueurs de hommes
 de Volley-Ball
 ① U.S.S.R. ③ CZECHSLV
 ② JAPAN



LADIES LEAGUE

Match No. 1 Time 13.15~13.55 **Rumania** 0 (5-15) 3 **U.S.S.R.**
 Referee Leibnitz, Newton (BRAZIL) (6-15)
 (0-15) Umpire Sunada, Takashi (JAPAN)

No.	Name	Points					Missed Points					Side out Successes					Side out Misses					Service Points									
		1	2	3	4	5	Tot	1	2	3	4	5	Tot	1	2	3	4	5	Tot	1	2	3	4	5	Tot	1	2	3	4	5	Tot
Rumania		Technical Fouls					0	0	0						0																
1	Mocan, Ana	-	-	0	0		-	-	0	0		-	-	0	0		-	-	0	0		-	-	0	0		-	-	0	0	
3	Lazeanu, Cornelia	0	0	0	0		0	0	0	0		0	1	1	0		2	0	0	0		0	0	0	0		0	0	0	0	
4	Todorovschi, Natalia	-	0	0	0		-	0	0	0		0	-	0	0		0	-	0	0		0	-	0	0		0	-	0	0	
5	Ivanescu, Doina	0	0	0	0		3	3	2		8	0	1	1		2	0	1	0		1	0	0	0		0	0	0	0		
6	Popescu, Doina Rodica	2	0	0	2		0	0	1		1	0	0	0		0	0	0	1		1	0	2	0		2	0	0	2		
7	Colceru, Sonia	-	-	0	0		-	-	0		0	-	-	0		0	-	-	0		0	-	-	0		0	-	-	0		
8	Vanea, Lia	0	1	-	1		2	0	-		2	0	1	-		1	1	0	-		1	0	0	-		0	0	-	0		
9	Chezan C., Alexandrina	0	0	0	0		2	2	1		5	1	0	0		1	0	0	0		0	0	0	0		0	0	0	0		
10	Enculescu, Ileana	-	0	0	0		-	0	0		0	-	3	1		4	-	0	1		1	-	0	0		0	-	0	0		
11	Golosie, Elisabeta	0	0	0	0		0	1	1		2	0	1	1		2	0	0	0		0	0	0	0		0	0	0	0		
12	Stanca, Marina	-	-	-	-		-	-	-		-	-	-	-		-	-	-	-		-	-	-	-		-	-	-	-		
Total		2	1	0	3		7	6	5		18	2	7	3		12	1	1	2		4	0	2	0		2	0	0	2		

Match No. 2 Time 15.16~15.57 **U.S.A.** 0 (1-15) 3 **Japan**
 Referee Armasescu, Const (RUMANIA) (5-15)
 (2-15) Umpire Moerman, P. Paulus (NETHLAND)

No.	Name	Points					Missed Points					Side out Successes					Side out Misses					Service Points								
		1	2	3	4	5	Tot	1	2	3	4	5	Tot	1	2	3	4	5	Tot	1	2	3	4	5	Tot	1	2	3	4	5
U.S.A.		Technical Fouls					0	0						0																
1	Gaertner, Jean K.	0	-	0	0		2	-	1		3	0	-	2		2	1	-	0		1	0	-	0		0	-	-	0	
2	O'Rourke, Gail Patricia	-	-	-	-		-	-	-		-	-	-	-		-	-	-	-		-	-	-	-		-	-	-	-	
3	Murphy, Linda Kathleen	0	0	1	1		0	0	2		2	1	3	1		5	0	0	0		0	0	0	1		1	0	0	1	
4	Galloway, Lou Sara	1	0	0	1		2	0	2		4	0	1	0		1	0	1	0		1	0	0	0		0	0	0	0	
5	Thomas, Verneda Estella	0	0	0	0		1	0	0		1	0	0	0		0	0	0	0		0	0	0	0		0	0	0	0	
6	Perry, Mary Margaret	-	-	-	-		-	-	-		-	-	-	-		-	-	-	-		-	-	-	-		-	-	-	-	
7	Peppler, Mary Joan	-	0	0	0		-	0	1		1	-	0	2		2	-	0	0		0	-	0	0		0	-	0	0	
8	Owen, Nancy	0	0	-	0		1	0	-		1	1	0	-		1	1	0	-		1	0	3	-		3	0	-	3	
9	Bright, Patricia Ann	-	0	-	0		-	1	-		1	-	0	-		0	-	1	-		1	-	0	-		0	-	0	0	
10	Ward, Jane Lois	0	0	0	0		1	1	0		2	1	0	3		4	1	1	2		4	0	0	0		0	0	0	0	
11	Peterson, Sharon Roberta	-	-	-	-		-	-	-		-	-	-	-		-	-	-	-		-	-	-	-		-	-	-	-	
12	Harwerth, Barbara Jean	-	0	0	0		-	0	0		0	-	2	0		2	-	0	1		1	-	0	0		0	-	0	0	
Total		1	0	1	2		7	2	6		15	3	6	8		17	3	3	3		9	0	3	1		4	0	0	4	

Match No. 3 Time 15.16~16.10 **Korea** 0 (0-15) 3 **U.S.S.R.**
 Referee Schuster, Karl Heinz (GERMANY) (6-15)
 (0-15) Umpire Alvez, Walter (BRAZIL)

No.	Name	Points					Missed Points					Side out Successes					Side out Misses					Service Points								
		1	2	3	4	5	Tot	1	2	3	4	5	Tot	1	2	3	4	5	Tot	1	2	3	4	5	Tot	1	2	3	4	5
Korea		Technical Fouls					0	0						0																
1	Suh, Choon Kang	0	1	0	1		3	4	1		8	6	3	2		11	0	1	0		1	0	1	0		1	0	1	0	
2	Moon, Kyung Sook	0	2	0	2		0	4	0		4	2	4	0		6	0	0	0		0	0	0	0		0	0	0	0	
3	Ryoo, Choon Ja	0	0	0	0		0	0	0		0	0	0	2		2	0	0	1		1	0	1	0		1	0	1	0	
4	Kim, Kil Ja	0	-	-	0		0	-	-		0	0	-	-		0	0	-	-		0	0	-	-		0	-	-	0	
5	Oh, Soon Ok	-	0	0	0		-	0	0		0	-	1	0		1	-	0	0		0	-	0	0		0	-	0	0	
6	Chung, Jong Uen	-	-	-	-		-	-	-		-	-	-	-		-	-	-	-		-	-	-	-		-	-	-	-	
7	Choi, Don Hi	0	-	-	0		0	-	-		0	0	-	-		0	1	-	-		1	0	-	-		0	-	-	0	
8	Hong, Nam Sun	0	0	0	0		1	0	0		1	0	1	0		1	0	1	0		1	0	0	0		0	0	0	0	
9	Oh, Chung Ja	0	0	0	0		0	0	1		1	0	0	0		0	0	0	0		0	0	0	0		0	0	0	0	
10	Yoon, Jung Sook	-	-	-	-		-	-	-		-	-	-	-		-	-	-	-		-	-	-	-		-	-	-	-	
11	Kwak, Ryong Ja	-	-	0	0		-	-	1		1	-	-	0		0	-	-	0		0	-	-	0		0	-	-	0	
12	Lee, Keun Soo	0	0	-	0		0	0	-		0	0	0	-		0	1	0	-		1	0	0	-		0	0	-	0	
Total		0	3	0	3		4	8	3		15	8	9	4		21	2	2	1		5	0	2	0		2	0	0	2	

No.	Name	Points					Missed Points					Side out Successes					Side out Misses					Service Points									
		1	2	3	4	5	Tot	1	2	3	4	5	Tot	1	2	3	4	5	Tot	1	2	3	4	5	Tot	1	2	3	4	5	Tot
	U.S.S.R.	Technical Fouls					0	0	0						0																
1	Ryzhova, Antonina	0	1	0			1	1	1	0			2	1	0	0			1	0	1	0			1	0	1	2			3
2	Biltauer, Astra	-	-	-			-	-	-	-			-	-	-	-			-	-	-	-			-	-	-	-			-
3	Lukanina, Ninel	-	-	-			-	-	-	-			-	-	-	-			-	-	-	-			-	-	-	-			-
4	Buldakova, Ludmila	-	-	-			-	-	-	-			-	-	-	-			-	-	-	-			-	-	-	-			-
5	Abramova, Nelly	-	-	-			-	-	-	-			-	-	-	-			-	-	-	-			-	-	-	-			-
6	Tikhonina, Tamara	1	2	-			3	0	1	-			1	0	2	-			2	0	0	-			0	0	1	-			1
7	Kamenek, Valentina	1	0	4			5	1	1	0			2	0	2	0			2	0	1	1			2	3	1	0			4
8	Ryskal, Inna	2	1	0			3	1	0	0			1	2	3	1			6	1	0	0			1	0	0	0			0
9	Katusheva, Marita	-	-	-			-	-	-	-			-	-	-	-			-	-	-	-			-	-	-	-			-
10	Roschina, Tatyana	0	0	1			1	0	0	0			0	0	1	0			1	0	2	0			2	0	0	0			0
11	Mishak, Valentina	1	2	0			3	0	0	0			0	0	2	1			3	0	0	0			0	0	0	2			2
12	Gureeva, Ludmila	-	-	1			1	-	-	0			0	-	-	1			1	-	-	0			0	-	-	0			0
	Total	5	6	6			17	3	3	0			6	3	10	3			16	1	4	1			6	3	3	4			10

No.	Name	Points					Missed Points					Side out Successes					Side out Misses					Service Points									
		1	2	3	4	5	Tot	1	2	3	4	5	Tot	1	2	3	4	5	Tot	1	2	3	4	5	Tot	1	2	3	4	5	Tot
	Japan	Technical Fouls					0	0	0						0																
1	Kasai, Masae	0	3	0			3	0	0	0			0	0	0	1			1	0	0	0			0	0	0	0			0
2	Miyamoto, Emiko	1	1	0			2	0	1	0			1	3	1	1			5	2	1	0			3	2	0	1			3
3	Tanida, Kinuko	2	2	-			4	0	0	-			0	1	1	-			2	1	0	-			1	0	1	-			1
4	Handa, Yuriko	0	0	4			4	0	0	0			0	1	0	0			1	1	1	1			3	1	1	0			2
5	Matsumura, Yoshiko	0	1	0			1	0	1	0			1	1	0	0			1	1	0	0			1	1	1	2			4
6	Isobe, Sata	1	1	1			3	0	0	0			0	1	3	3			7	1	1	0			2	0	2	0			2
7	Matsumura, Katsumi	-	0	1			1	-	0	0			0	-	1	2			3	-	0	0			0	-	0	0			0
8	Shinozaki, Yoko	-	-	-			-	-	-	-			-	-	-	-			-	-	-	-			-	-	-	-			-
9	Sasaki, Setsuko	-	-	-			-	-	-	-			-	-	-	-			-	-	-	-			-	-	-	-			-
10	Fujimoto, Yuko	-	-	-			-	-	-	-			-	-	-	-			-	-	-	-			-	-	-	-			-
11	Kondo, Masako	-	-	-			-	-	-	-			-	-	-	-			-	-	-	-			-	-	-	-			-
12	Shibuki, Ayano	-	-	-			-	-	-	-			-	-	-	-			-	-	-	-			-	-	-	-			-
	Total	4	8	6			18	0	2	0			2	7	6	7			20	6	3	1			10	4	5	3			12


No.	Name	Points					Missed Points					Side out Successes					Side out Misses					Service Points									
		1	2	3	4	5	Tot	1	2	3	4	5	Tot	1	2	3	4	5	Tot	1	2	3	4	5	Tot	1	2	3	4	5	Tot
	U.S.S.R.	Technical Fouls					0	0	0						0																
1	Ryzhova, Antonina	0	0	3			3	0	1	0			1	0	1	2			3	0	1	3			4	0	0	1			1
2	Biltauer, Astra	-	-	-			-	-	-	-			-	-	-	-			-	-	-	-			-	-	-	-			-
3	Lukanina, Ninel	-	-	-			-	-	-	-			-	-	-	-			-	-	-	-			-	-	-	-			-
4	Buldakova, Ludmila	-	-	0			0	-	-	0			0	-	-	2			2	-	-	1			1	-	-	0			0
5	Abramova, Nelly	-	-	-			-	-	-	-			-	-	-	-			-	-	-	-			-	-	-	-			-
6	Tikhonina, Tamara	1	0	0			1	0	0	0			0	0	1	1			2	1	3	0			4	0	0	0			0
7	Kamenek, Valentina	1	2	1			4	0	0	0			0	3	4	1			8	0	1	0			1	0	1	0			1
8	Ryskal, Inna	3	2	1			6	0	0	0			0	2	4	1			7	0	1	0			1	1	0	0			1
9	Katusheva, Marita	-	-	-			-	-	-	-			-	-	-	-			-	-	-	-			-	-	-	-			-
10	Roschina, Tatyana	0	1	-			1	0	0	-			0	0	2	-			2	0	1	-			1	1	0	-			1
11	Mishak, Valentina	3	1	1			5	0	0	0			0	3	3	1			7	0	1	0			1	1	0	5			6
12	Gureeva, Ludmila	-	-	-			-	-	-	-			-	-	-	-			-	-	-	-			-	-	-	-			-
	Total	8	6	6			20	0	1	0			1	8	15	8			31	1	8	4			13	3	1	6			10

Match No. 4		Time 17.14~17.58		U.S.A. 0		(3—15)		3		Poland																														
Referee Ormai, Laszlo (HUNGARY)												(4—15)																												
												(10—15)		Umpire Nakajima, Katsumasa (JAPAN)																										
No.	Name	Points					Missed Points					Side out					Successes					Side out					Misses					Service Points								
		1	2	3	4	5	Tot	1	2	3	4	5	Tot	1	2	3	4	5	Tot	1	2	3	4	5	Tot	1	2	3	4	5	Tot	1	2	3	4	5	Tot			
	U.S.A.	Technical Fouls					0	0	1																															
1	Gaertner, Jean K.	0	0	1	1		1	1	1	0						2	4	2	2						8	1	0	3						4	0	0	2	2		
2	O'Rourke, Gail Patricia	-	-	-	-		-	-	-	-						-	-	-	-						-	-	-	-						-	-	-	-	-		
3	Murphy, Linda Kathleen	0	1	1	2		0	0	0	0						0	1	1	1						3	0	0	1						1	0	0	0	0		
4	Galloway, Lou Sara	-	0	0	0		-	1	1	2							1	-	0	0						1	-	0	0						0	-	0	0	0	
5	Thomas, Verneda Estella	0	-	1	1		0	-	0	0							0	0	-	1						1	0	-	0						0	0	-	0	0	
6	Perry, Mary Margaret	-	-	-	-		-	-	-	-						-	-	-	-						-	-	-	-						-	-	-	-	-		
7	Pepler, Mary Joan	0	-	0	0		2	-	0	2							0	2	-	0						0	2	-	0						2	0	-	0	0	
8	Owen, Nancy	0	0	-	0		0	1	-	1							1	0	0	-						0	3	1	-						4	1	0	-	1	
9	Bright, Patricia Ann	-	-	-	-		-	-	-	-						-	-	-	-						-	-	-	-						-	-	-	-	-		
10	Ward, Jane Lois	0	0	0	0		3	2	4	9							1	0	2						3	0	0	0						0	0	0	0	0		
11	Peterson, Sharon Roberta	-	0	1	1		-	0	0	0							0	-	0	0						0	-	0	0						0	-	0	0	0	
12	Harwerth, Barbara Jean	0	0	-	0		0	1	-	1							1	0	1	-						1	1	1	-						2	0	0	-	0	
	Total	0	1	4	5		6	6	5	17							6	5	6						17	7	2	4						13	1	0	2	3		

Match No. 5		Time 19.15~20.16		Rumania 0		(7—15)		3		Japan																														
Referee Fish, Alton (U.S.A.)												(3—15)																												
												(8—15)		Umpire Ku, Yong Mook (KOREA)																										
No.	Name	Points					Missed Points					Side out					Successes					Side out					Misses					Service Points								
		1	2	3	4	5	Tot	1	2	3	4	5	Tot	1	2	3	4	5	Tot	1	2	3	4	5	Tot	1	2	3	4	5	Tot	1	2	3	4	5	Tot			
	Rumania	Technical Fouls					0	0	0																															
1	Mocan, Ana	-	0	1	1		-	1	1	2							1	-	0	1						1	-	0	0						0	-	0	0	0	
3	Lazeanu, Cornelia	0	0	0	0		1	0	0	1							1	1	0	0						1	0	0	0						0	-	0	0	0	
4	Todorovshi, Natalia	-	-	0	0		-	-	3	3							2	-	-	0						0	-	-	0						0	-	-	0	0	
5	Ivanescu, Doina	0	1	-	1		2	2	-	4							3	1	0	-						1	2	0	-						2	-	0	-	2	
6	Popescu, Doina Rodica	0	1	0	1		1	3	1	5							2	0	0	0						0	0	0	0						0	-	0	0	0	
7	Colceru, Sonia	0	0	0	0		0	0	1	1							0	0	0	1						1	0	0	0						0	-	0	0	0	
8	Vanea, Lia	0	0	1	1		2	0	1	3							3	1	1	1						3	0	0	1						1	-	0	0	1	
9	Chezan C., Alexandrina	2	0	0	2		1	0	0	1							3	1	2						6	0	3	1						4	0	0	1	1		
10	Enculescu, Ileana	-	0	1	1		-	0	1	1							1	-	0	3						3	-	0	0						0	-	0	0	0	
11	Golosie, Elisabeta	0	0	0	0		0	2	0	2							2	2	0	0						2	2	1	0						3	0	0	0	0	
12	Stanca, Marina	-	-	-	-		-	-	-	-							-	-	-	-						-	-	-	-						-	-	-	-	-	
	Total	2	2	3	7		7	8	8	23							7	4	12						23	5	5	4						14	2	0	2	4		

No.	Name	Points					Missed Points					Side out					Successes					Side out					Misses					Service Points							
		1	2	3	4	5	Tot	1	2	3	4	5	Tot	1	2	3	4	5	Tot	1	2	3	4	5	Tot	1	2	3	4	5	Tot	1	2	3	4	5	Tot		
	Japan	Technical Fouls					0	0	0																														
1	Kasai, Masae	0	1	1	2		2	0	1	3							1	0	2						3	1	1	2						4	0	0	0	0	
2	Miyamoto, Emiko	0	1	0	1		1	0	1	2							1	0	3						4	1	0	3						4	0	0	0	0	
3	Tanida, Kinuko	2	-	-	2		0	-	-	0							1	0	-						1	0	-	-						0	0	-	-	0	
4	Handa, Yuriko	1	1	2	4		0	0	0	0							2	0	1						3	2	0	2						4	0	1	0	1	
5	Matsumura, Yoshiko	3	0	0	3		0	0	0	0							1	0	0						1	2	0	0						2	0	0	2	2	
6	Isobe, Sata	0	2	0	2		0	0	0	0							3	1	4						8	2	1	1						4	1	0	0	1	
7	Matsumura, Katsumi	1	1	2	4		0	1	1	2							1	1	7						9	0	0	1						1	0	0	0	0	
8	Shinozaki, Yoko	-	-	-	-		-	-	-	-							-	-	-						-	-	-	-						-	-	-	-	-	
9	Sasaki, Setsuko	-	-	-	-		-	-	-	-							-	-	-						-	-	-	-						-	-	-	-	-	
10	Fujimoto, Yuko	-	-	-	-		-	-	-	-							-	-	-						-	-	-	-						-	-	-	-	-	
11	Kondo, Masako	-	-	-	-		-	-	-	-							-	-	-						-	-	-	-						-	-	-	-	-	
12	Shibuki, Ayano	-	-	-	-		-	-	-	-							-	-	-						-	-	-	-						-	-	-	-	-	
	Total	7	6	5	18		3	1	3	7							10	2	17						29	8	2	9						19	1	1	2	4	

No.	Name	Points					Missed Points					Side out Successes					Side out Misses					Service Points														
		1	2	3	4	5	Tot	1	2	3	4	5	Tot	1	2	3	4	5	Tot	1	2	3	4	5	Tot	1	2	3	4	5	Tot					
	Poland																																			
	Technical Fouls						0	0	0			0																								
1	Czajkowska, Krystyna M.	0	0	0			0	0	1	0		1	3	1	0		4	1	1	0		2	3	1	0							4				
2	Ledwig, Jozefa	-	-	-			-	-	-			-	-	-			-	-	-			-	-	-								-				
3	Golimowska, Maria	1	0	0			1	0	0	0		0	0	1	1		2	1	1	0		2	0	0	1							1				
4	Rutkowska, Jadwiga M.	-	-	-			-	-	-			-	-	-			-	-	-			-	-	-								-				
5	Kordaczuk, Danuta	0	1	1			2	0	0	4		4	1	2	0		3	1	0	2		3	1	0	0							1				
6	Jakubowska, Krystyna	0	1	3			4	1	0	0		1	2	1	2		5	0	0	0		0	2	0	0							2				
7	Marko, Jadwiga	0	0	2			2	0	1	0		1	1	0	2		3	3	0	0		3	0	6	1							7				
8	Sliwka, Maria	2	0	1			3	1	1	0		2	1	1	1		3	3	0	2		5	0	0	0							0				
9	Szczesniewska, Zofia A.	-	-	-			-	-	-			-	-	-			-	-	-			-	-	-								-				
10	Krupa, Krystyna	-	-	-			-	-	-			-	-	-			-	-	-			-	-	-								-				
11	Busz, Hanna Krystyna	-	-	-			-	-	-			-	-	-			-	-	-			-	-	-								-				
12	Hermel, Barbara Wieslawa	-	-	-			-	-	-			-	-	-			-	-	-			-	-	-								-				
	Total	3	2	7			12	2	3	4		9	8	6	6		20	9	2	4		15	6	7	2							15				



Japan v. Rumania in the women's events (Played at Yokohama Cultural Gymnasium)

Le Japon contre la Roumanie, épreuve femmes (Jouée au Gymnase Culturel de Yokohama)

Match No. 6		Time 17.16~18.02		Rumania 3		(15—9)		0		U.S.A.																						
Referee Krastev, Georgi (BULGARIA)						(15—1)				Umpire Yoshihara, Kazuo (JAPAN)																						
Referee Krastev, Georgi (BULGARIA)						(15—2)																										
No.	Name	Points					Missed Points					Side out Successes					Side out Misses					Service Points										
		1	2	3	4	5	Tot	1	2	3	4	5	Tot	1	2	3	4	5	Tot	1	2	3	4	5	Tot	1	2	3	4	5	Tot	
Rumania		Technical Fouls					0 0 0					0																				
1	Mocan, Ana	0	1	0			1	1	0	1		2	3	1	0		4	0	0	2		2	0	0	1		1					
3	Lazeanu, Cornelia	1	0	1			2	0	0	0		0	3	0	0		3	1	1	0		2	2	2	0		4					
4	Todorovschi, Natalia	-	-	-			-	-	-	-		-	-	-	-		-	-	-	-		-	-	-	-		-					
5	Ivanescu, Doina	-	-	-			-	-	-	-		-	-	-	-		-	-	-	-		-	-	-	-		-					
6	Popescu, Doina Rodica	0	0	1			1	0	0	0		0	0	0	1		1	1	0	0		1	1	2	2		5					
7	Colceru, Sonia	-	-	-			-	-	-	-		-	-	-	-		-	-	-	-		-	-	-	-		-					
8	Vanea, Lia	2	1	0			3	1	0	0		1	1	1	2		4	1	2	0		3	0	0	0		0					
9	Chezan C., Alexandrina	1	0	1			2	2	0	0		2	2	1	1		4	3	1	1		5	0	2	1		3					
10	Enculescu, Ileana	0	2	0			2	1	0	0		1	5	5	2		12	2	1	0		3	1	0	0		1					
11	Golosie, Elisabeta	-	-	-			-	-	-	-		-	-	-	-		-	-	-	-		-	-	-	-		-					
12	Stanca, Marina	-	-	-			-	-	-	-		-	-	-	-		-	-	-	-		-	-	-	-		-					
Total		4	4	3			11	5	0	1		6	14	8	6		28	8	5	3		16	4	6	4		14					

Match No. 7		Time 15.16~16.18		Korea 0		(5—15)		3		Poland																						
Referee Schuster, Karl Heinz (GERMANY)						(5—15)				Umpire Moerman, P. Paulus (NETHLAND)																						
Referee Schuster, Karl Heinz (GERMANY)						(11—15)																										
No.	Name	Points					Missed Points					Side out Successes					Side out Misses					Service Points										
		1	2	3	4	5	Tot	1	2	3	4	5	Tot	1	2	3	4	5	Tot	1	2	3	4	5	Tot	1	2	3	4	5	Tot	
Korea		Technical Fouls					0 0 0					0																				
1	Suh, Choon Kang	1	0	2			3	1	2	0		3	2	3	4		9	0	0	2		2	0	0	1		1					
2	Moon, Kyung Sook	0	0	2			2	1	0	0		1	1	4	2		7	1	2	0		3	0	1	0		1					
3	Ryoo, Choon Ja	1	0	0			1	1	0	0		1	0	0	0		0	0	0	2		2	0	0	0		0					
4	Kim, Kil Ja	-	-	-			-	-	-	-		-	-	-	-		-	-	-	-		-	-	-	-		-					
5	Oh, Soon Ok	0	0	0			0	1	0	0		1	2	1	0		3	1	0	1		2	0	1	1		2					
6	Chung, Jong Uen	0	-	0			0	0	-	0		0	0	-	0		0	0	-	0		0	0	-	0		0					
7	Choi, Don Hi	-	0	-			0	-	0	-		0	-	0	-		0	-	0	-		0	-	0	-		0					
8	Hong, Nam Sun	0	0	0			0	0	0	0		0	1	0	0		1	0	1	1		2	0	1	0		1					
9	Oh, Chung Ja	0	0	0			0	0	9	1		3	0	0	0		0	0	0	0		0	1	0	0		1					
10	Yoon, Jung Sook	-	-	-			-	-	-	-		-	-	-	-		-	-	-	-		-	-	-	-		-					
11	Kwak, Ryong Ja	-	-	0			0	-	-	0		0	-	-	0		0	-	-	0		0	-	-	0		0					
12	Lee, Keun Soo	0	0	-			0	0	0	-		0	2	0	-		2	0	0	-		0	0	0	-		0					
Total		2	0	4			6	4	4	1		9	8	8	6		22	2	3	6		11	1	3	2		6					

Match No. 8		Time 20.30~21.17		Korea 0		(3—15)		3		Japan																						
Referee Florescu, Const. (RUMANIA)						(2—15)				Umpire Davies, Glen (U.S.A.)																						
Referee Florescu, Const. (RUMANIA)						(4—15)																										
No.	Name	Points					Missed Points					Side out Successes					Side out Misses					Service Points										
		1	2	3	4	5	Tot	1	2	3	4	5	Tot	1	2	3	4	5	Tot	1	2	3	4	5	Tot	1	2	3	4	5	Tot	
Korea		Technical Fouls					0 0 0					0																				
1	Suh, Choon Kang	0	0	0			0	2	0	0		2	2	1	1		4	0	1	0		1	0	0	0		0					
2	Moon, Kyung Sook	1	0	1			2	1	3	2		6	2	2	2		6	0	0	0		0	0	0	0		0					
3	Ryoo, Choon Ja	0	1	0			1	0	0	1		1	0	0	0		0	0	0	0		0	0	0	1		1					
4	Kim, Kil Ja	-	-	-			-	-	-	-		-	-	-	-		-	-	-	-		-	-	-	-		-					
5	Oh, Soon Ok	0	0	0			0	0	3	1		4	0	0	0		0	0	0	0		0	0	0	0		0					
6	Chung, Jong Uen	-	-	-			-	-	-	-		-	-	-	-		-	-	-	-		-	-	-	-		-					
7	Choi, Don Hi	0	0	0			0	0	0	0		0	0	0	0		0	0	0	0		0	0	0	0		0					
8	Hong, Nam Sun	0	0	0			0	0	0	0		0	0	0	1		1	0	0	0		0	0	0	0		0					
9	Oh, Chung Ja	0	0	0			0	0	0	0		0	0	0	0		0	0	0	0		0	0	0	0		0					
10	Yoon, Jung Sook	-	-	-			-	-	-	-		-	-	-	-		-	-	-	-		-	-	-	-		-					
11	Kwak, Ryong Ja	-	-	-			-	-	-	-		-	-	-	-		-	-	-	-		-	-	-	-		-					
12	Lee, Keun Soo	0	1	0			1	0	1	2		3	0	0	1		1	0	0	0		0	0	0	0		0					
Total		1	2	1			4	3	7	6		16	4	3	5		12	0	1	0		1	0	0	1		1					

No.	Name	Points					Missed Points					Side out					Successes					Side out Misses					Service Points															
		1	2	3	4	5	Tot	1	2	3	4	5	Tot	1	2	3	4	5	Tot	1	2	3	4	5	Tot	1	2	3	4	5	Tot	1	2	3	4	5						
	U.S.A.	Technical Fouls					0	0	0	0																																
1	Gaertner, Jean K.	0	0	0	0					0	0	1	2	3					3	2	3	8					3	2	1	6					0	0	0	0				
2	O' Rourke, Gail Patricia	-	-	-	-					-	-	-	-	-					-	-	-	-					-	-	-	-					-	-	-	-				
3	Murphy, Linda Kathleen	3	1	1	5					3	1	1	5					2	1	1	4					0	1	0	1					0	0	0	0					
4	Galloway, Lou Sara	0	0	-	0					1	1	-	2					1	1	-	2					2	0	-	2					0	0	-	0					
5	Thomas, Verneda Estella	-	-	-	-					-	-	-	-					-	-	-	-					-	-	-	-					-	-	-	-					
6	Perry, Mary Margaret	-	-	0	0					-	-	2	2					-	-	0	0					-	-	0	0					-	-	0	0					
7	Pepler, Mary Joan	0	0	0	0					2	0	1	3					1	0	1	2					0	0	0	0					0	0	0	0					
8	Owen, Nancy	0	0	0	0					1	0	0	1					3	1	0	4					0	0	1	1					1	1	0	0					
9	Bright, Patricia Ann	-	-	-	-					-	-	-	-					-	-	-	-					-	-	-	-					-	-	-	-					
10	Ward, Jane Lois	0	0	0	0					0	2	2	4					2	0	0	2					1	0	0	1					0	0	0	0					
11	Peterson, Sharon Roberta	0	-	-	0					0	-	-	0					0	-	-	0					0	-	-	0					0	-	-	0					
12	Harwerth, Barbara Jean	-	-	-	-					-	-	-	-					-	-	-	-					-	-	-	-					-	-	-	-					
	Total	3	1	1	5					7	5	8	20					12	5	5	22					6	3	2	11					1	0	0	0					

No.	Name	Points					Missed Points					Side out					Successes					Side out Misses					Service Points														
		1	2	3	4	5	Tot	1	2	3	4	5	Tot	1	2	3	4	5	Tot	1	2	3	4	5	Tot	1	2	3	4	5	Tot	1	2	3	4	5					
	Poland	Technical Fouls					0	0	0	0																															
1	Czajkowska, Krystyna M.	3	0	1	4					0	1	0	1					1	2	1	4					1	1	1	3					1	0	0	0				
2	Ledwig, Jozefa	0	3	1	4					1	0	2	3					1	3	2	6					0	1	0	1					0	0	0	0				
3	Golimowska, Maria	0	1	4	5					1	1	0	2					1	2	0	3					0	0	2	2					2	0	0	2				
4	Rutkowska, Jadwiga M.	-	-	-	-					-	-	-	-					-	-	-	-					-	-	-	-					-	-	-	-				
5	Kordaczuk, Danuta	3	2	3	8					0	0	1	1					1	1	2	4					0	2	3	5					0	1	0	0				
6	Jakubowska, Krystyna	2	4	-	6					0	0	-	0					1	2	-	3					1	0	-	1					0	0	-	-				
7	Marko, Jadowiga	-	-	4	4					-	-	1	1					-	-	3	3					-	-	2	2					-	-	0	0				
8	Sliwka, Maria	0	0	1	1					0	0	1	1					3	0	3	6					1	1	2	4					0	0	0	0				
9	Szczesniewska, Zofia A.	-	-	-	-					-	-	-	-					-	-	-	-					-	-	-	-					-	-	-	-				
10	Krupa, Krystyna	-	-	-	-					-	-	-	-					-	-	-	-					-	-	-	-					-	-	-	-				
11	Busz, Hanna Krystyna	-	-	-	-					-	-	-	-					-	-	-	-					-	-	-	-					-	-	-	-				
12	Hermel, Barbara Wieslawa	-	-	-	-					-	-	-	-					-	-	-	-					-	-	-	-					-	-	-	-				
	Total	8	10	14	32					2	2	5	9					8	10	11	29					3	5	10	18					3	1	0	4				

No.	Name	Points					Missed Points					Side out					Successes					Side out Misses					Service Points														
		1	2	3	4	5	Tot	1	2	3	4	5	Tot	1	2	3	4	5	Tot	1	2	3	4	5	Tot	1	2	3	4	5	Tot	1	2	3	4	5					
	Japan	Technical Fouls					0	0	0	0																															
1	Kasai, Masae	0	0	0	0					0	0	0	0					0	0	1	1					0	0	0	0					0	0	0	0				
2	Miyamoto, Emiko	0	3	1	4					1	0	0	1					1	1	0	2					0	0	0	0					0	1	0	0				
3	Tanida, Kinuko	2	2	3	7					1	0	0	1					0	2	1	3					0	0	1	1					2	1	0	3				
4	Handa, Yuriko	1	0	2	3					0	0	1	1					1	0	2	3					0	0	0	0					0	0	2	0				
5	Matsumura, Yoshiko	1	0	-	1					0	0	-	0					1	0	-	1					1	1	-	2					0	0	-	0				
6	Isobe, Sata	5	0	0	5					0	0	0	0					5	2	4	11					2	2	2	6					0	0	0	0				
7	Matsumura, Katsumi	-	0	1	1					-	0	1	1					-	0	1	1					-	0	1	1					-	0	1	1				
8	Shinozaki, Yoko	-	-	0	0					-	-	0	0					-	-	1	1					-	-	0	0					-	-	1	1				
9	Sasaki, Setsuko	-	-	-	-					-	-	-	-					-	-	-	-					-	-	-	-					-	-	-	-				
10	Fujimoto, Yuko	-	-	-	-					-	-	-	-					-	-	-	-					-	-	-	-					-	-	-	-				
11	Kondo, Masako	-	-	-	-					-	-	-	-					-	-	-	-					-	-	-	-					-	-	-	-				
12	Shibuki, Ayano	-	-	0	0					-	-	0	0					-	-	0	0					-	-	0	0					-	-	0	0				
	Total	9	5	7	21					2	0	2	4					8	5	10	23					3	3	4	10					3	3	2	8				

Match No. 9 Time 14.00~15.13 **Poland 0** (9—15) **3** **U.S.S.R.**
 (5—15)
 (5—15) Referee Fish, Alton (U.S.A.) Umpire Kiyama, Ryuichi (JAPAN)

No.	Name	Points					Missed Points					Side out Successes					Side out Misses					Service Points									
		1	2	3	4	5	Tot	1	2	3	4	5	Tot	1	2	3	4	5	Tot	1	2	3	4	5	Tot	1	2	3	4	5	Tot
Poland		Technical Fouls					0	0	0						0																
1	Czajkowska, Krystyna M.	1	0	0			1	1	0	1			2	2	1	3			6	2	2	0			4	0	0	0			0
2	Ledwig, Jozefa	-	-	-			-	-	-	-			-	-	-	-			-	-	-	-			-	-	-	-			-
3	Golimowska, Maria	0	0	1			1	1	1	0			2	2	0	1			3	0	0	1			1	0	0	0			0
4	Rutkowska, Jadwiga M.	-	1	-			1	-	0	-			0	-	0	-			0	-	0	-			0	-	0	-			0
5	Kordaczuk, Danuta	0	1	1			2	2	0	1			3	3	0	2			5	1	0	1			2	0	0	0			0
6	Jakubowska, Krystyna	1	1	0			2	2	1	0			3	2	1	3			6	1	0	3			4	0	0	0			0
7	Marko, Jadwiga	1	0	1			2	2	0	1			3	4	3	4			11	2	1	0			3	0	0	0			0
8	Sliwka, Maria	1	0	1			2	0	1	0			1	3	1	1			5	0	0	0			0	0	0	0			0
9	Szczesniewska, Zofia A.	-	-	-			-	-	-	-			-	-	-	-			-	-	-	-			-	-	-	-			-
10	Krupa, Krystyna	-	0	0			0	-	0	1			1	-	2	0			2	-	0	0			0	-	0	0			0
11	Busz, Hanna Krystyna	-	-	-			-	-	-	-			-	-	-	-			-	-	-	-			-	-	-	-			-
12	Hermel, Barbara Wieslawa	-	-	-			-	-	-	-			-	-	-	-			-	-	-	-			-	-	-	-			-
Total		4	3	4			11	8	3	4			15	16	8	14			38	6	3	5			14	0	0	0			0


Match No. 10 Time 13.15~14.02 **U.S.S.R. 3** (15—1) **0** **U.S.A.**
 (15—8)
 (15—7) Referee Alvez, Walter (BRAZIL) Umpire Ku, Yong Mook (KOREA)

No.	Name	Points					Missed Points					Side out Successes					Side out Misses					Service Points									
		1	2	3	4	5	Tot	1	2	3	4	5	Tot	1	2	3	4	5	Tot	1	2	3	4	5	Tot	1	2	3	4	5	Tot
U.S.S.R.		Technical Fouls					0	0	0						0																
1	Ryzhova, Antonina	-	-	1			1	-	-	1			1	-	-	1			1	-	-	1			1	-	-	0			0
2	Biltauer, Astra	0	0	-			0	0	0	-			0	0	0	-			0	1	0	-			1	1	0	-			1
3	Lukanina, Ninel	0	0	-			0	0	1	-			1	1	2	-			3	0	0	-			0	1	0	-			1
4	Buldakova, Ludmila	0	2	-			2	0	1	-			1	0	1	-			1	0	0	-			0	0	1	-			1
5	Abramova, Nelly	1	0	-			1	0	0	-			0	1	1	-			2	0	0	-			0	0	1	-			1
6	Tikhonina, Tamara	-	-	-			-	-	-	-			-	-	-	-			-	-	-	-			-	-	-	-			-
7	Kamenek, Valentina	-	-	5			5	-	-	0			0	-	-	1			1	-	-	1			1	-	-	0			0
8	Ryskal, Inna	-	-	0			0	-	-	0			0	-	-	1			1	-	-	1			1	-	-	1			1
9	Katusheva, Marita	3	0	-			3	1	0	-			1	1	2	-			3	2	1	-			3	0	0	-			0
10	Roschina, Tatyana	-	-	2			2	-	-	0			0	-	-	0			0	-	-	0			0	-	-	0			0
11	Mishak, Valentina	-	-	1			1	-	-	0			0	-	-	1			1	-	-	1			1	-	-	0			0
12	Gureeva, Ludmila	2	4	1			7	0	0	1			1	1	2	2			5	2	0	0			2	0	0	1			1
Total		6	6	10			22	1	2	2			5	4	8	6			18	5	1	4			10	2	2	2			6

No.	Name	Points					Missed Points					Side out Successes					Side out Misses					Service Points									
		1	2	3	4	5	Tot	1	2	3	4	5	Tot	1	2	3	4	5	Tot	1	2	3	4	5	Tot	1	2	3	4	5	Tot
U.S.A.		Technical Fouls					0	0	0						0																
1	Gaertner, Jean K.	-	1	0			1	-	1	0			1	-	4	1			5	-	3	1			4	-	0	0			0
2	O'Rourke, Gail Patricia	0	-	-			0	1	-	-			1	1	-	-			1	1	-	-			1	0	-	-			0
3	Murphy, Linda Kathleen	-	1	0			1	-	0	0			0	-	2	4			6	-	2	0			2	-	0	0			0
4	Galloway, Lou Sara	0	-	0			0	1	-	0			1	0	-	0			0	0	-	0			0	0	-	0			0
5	Thomas, Verneda Estella	0	-	-			0	0	-	-			0	1	-	-			1	0	-	-			0	0	-	-			0
6	Perry, Mary Margaret	0	-	-			0	2	-	-			2	1	-	-			1	1	-	-			1	0	-	-			0
7	Pepler, Mary Joan	0	1	0			1	0	2	0			2	1	3	0			4	1	1	2			4	0	0	1			1
8	Owen, Nancy	-	-	2			2	-	-	2			2	-	-	1			1	-	-	1			1	-	-	0			0
9	Bright, Patricia Ann	0	1	0			1	0	1	0			1	0	0	0			0	1	0	0			1	0	0	0			0
10	Ward, Jane Lois	-	2	2			4	-	3	1			4	-	3	1			4	-	0	1			1	-	0	0			0
11	Peterson, Sharon Roberta	0	0	0			0	0	0	0			0	0	0	0			0	0	0	0			0	0	0	0			0
12	Harwerth, Barbara Jean	0	0	0			0	3	0	0			3	0	0	0			0	1	0	0			1	0	0	0			0
Total		0	6	4			10	7	7	3			17	4	12	7			23	5	6	5			16	0	0	1			1

No.	Name	Points					Missed Points					Side out Successes					Side out Misses					Service Points									
		1	2	3	4	5	1	2	3	4	5	1	2	3	4	5	1	2	3	4	5	1	2	3	4	5					
U.S.S.R.		Technical Fouls					0	0	0																						
1	Ryzhova, Antonina	0	-	-			0	2	-	-		2	2	-	-		2	1	-	-		1	0	-	-		0				
2	Biltauer, Astra	-	-	-			-	-	-	-		-	-	-	-		-	-	-	-		-	-	-	-		-				
3	Lukanina, Ninel	-	-	-			-	-	-	-		-	-	-	-		-	-	-	-		-	-	-	-		-				
4	Buldakova, Ludmila	0	0	1			1	1	0	1		2	1	0	0		1	0	0	0		0	0	0	0		0				
5	Abramova, Nelly	-	-	-			-	-	-	-		-	-	-	-		-	-	-	-		-	-	-	-		-				
6	Tikhonina, Tamara	1	5	1			7	0	1	0		1	3	3	4		10	0	0	1		1	1	0	0		1				
7	Kamenek, Valentina	0	1	1			2	0	0	0		0	3	1	4		8	1	1	1		3	0	3	2		5				
8	Ryskal, Inna	2	1	2			5	1	0	0		1	3	2	1		6	1	3	2		6	1	0	0		1				
9	Katusheva, Marita	-	-	2			2	-	-	0		0	-	-	1		1	-	-	0		0	-	-	0		0				
10	Roschina, Tatyana	1	2	1			4	0	0	0		0	1	1	3		5	0	0	0		0	0	0	0		0				
11	Mishak, Valentina	1	0	1			2	1	1	0		2	2	2	1		5	1	0	0		1	0	0	0		0				
12	Gureeva, Ludmila	-	-	-			-	-	-	-		-	-	-	-		-	-	-	-		-	-	-	-		-				
Total		5	9	9			23	5	2	1		8	15	9	14		38	4	4	4		12	2	3	2		7				

U.S.S.R. v. U.S.A.
U.R.S.S contre Etats-Unis



Match No. 11 Time 13.52~15.31 **Poland 1** (4-15) **3 Japan**
 Referee Krastev, Georgi (BULGARIA) (5-15) (15-13) Umpire Davies, Glen (U.S.A.) (2-15)

No.	Name	Points					Missed Points					Side out Successes					Side out Misses					Service Points										
		1	2	3	4	5	1	2	3	4	5	1	2	3	4	5	1	2	3	4	5	1	2	3	4	5						
Poland		Technical Fouls					0	0	0	0	0	0																				
1	Czajkowska, Krystyna M.	0	1	2	0	3	1	1	3	0	5	1	0	4	0	5	2	0	0	0	0	2	0	0	0	0	0	0	0	0	0	0
2	Ledwig, Jozefa	0	0	1	1	2	0	1	1	0	2	1	3	0	1	5	1	1	0	0	0	2	0	0	0	0	0	0	0	0	0	0
3	Golimowska, Maria	0	0	-	-	0	0	1	-	-	1	0	-	-	-	0	1	0	-	-	-	1	0	0	-	-	-	0	0	-	-	0
4	Rutkowska, Jadwiga M.	0	0	2	0	2	1	0	0	0	1	0	1	1	1	2	0	0	3	1	1	4	0	0	0	0	0	0	0	0	0	0
5	Kordaczuk, Danuta	0	0	0	0	0	0	1	1	1	3	5	1	1	0	7	0	1	0	1	1	2	0	0	0	0	0	0	0	0	0	0
6	Jakubowska, Krystyna	0	0	2	0	2	1	1	0	1	3	2	7	0	11	0	1	1	0	0	2	0	0	0	0	0	0	0	0	0	0	
7	Marko, Jadwiga	0	0	0	0	0	0	1	0	1	2	3	1	2	7	0	0	0	0	0	0	0	0	0	0	0	0	0	0	0	0	
8	Sliwka, Maria	0	0	-	0	0	0	0	-	2	2	3	-	0	4	1	0	-	0	0	1	0	0	-	0	0	0	0	-	0	0	
9	Szczesniewska, Zofia A.	-	0	0	0	0	-	1	0	0	1	-	0	1	1	-	0	1	0	0	1	-	0	0	0	0	0	0	0	0	0	
10	Krupa, Krystyna	0	-	0	0	0	0	-	0	0	0	-	1	0	1	1	1	-	1	1	3	0	-	1	0	1	0	1	0	1	1	
11	Busz, Hanna Krystyna	-	-	-	-	-	-	-	-	-	-	-	-	-	-	-	-	-	-	-	-	-	-	-	-	-	-	-	-	-	-	-
12	Hermel, Barbara Wieslawa	-	-	-	-	-	-	-	-	-	-	-	-	-	-	-	-	-	-	-	-	-	-	-	-	-	-	-	-	-	-	-
Total		0	1	7	1	9	3	7	5	5	20	15	8	15	5	43	6	3	6	3	3	18	0	0	1	0	1	0	1	0	1	1

Match No. 12 Time 17.15~18.21 **Rumania 3** (15-10) **0 Korea**
 Referee Alvez, Walter (BRAZIL) (15-9) (15-6) Umpire Suemasa, Keiichi (JAPAN)

No.	Name	Points					Missed Points					Side out Successes					Side out Misses					Service Points										
		1	2	3	4	5	1	2	3	4	5	1	2	3	4	5	1	2	3	4	5	1	2	3	4	5						
Rumania		Technical Fouls					0	0	0	0	0	0																				
1	Mocan, Ana	-	-	-	-	-	-	-	-	-	-	-	-	-	-	-	-	-	-	-	-	-	-	-	-	-	-	-	-	-	-	-
3	Lazeanu, Cornelia	1	0	1	-	2	2	0	1	1	3	1	0	0	1	1	3	0	0	0	0	3	0	0	0	0	0	0	0	0	0	0
4	Todorovschi, Natalia	-	-	1	-	1	-	-	0	-	0	-	-	1	-	1	-	-	0	-	-	0	-	-	0	-	-	0	-	-	0	0
5	Ivanescu, Doina	3	4	1	-	8	1	0	0	0	1	3	4	5	12	1	1	2	2	2	4	0	0	0	0	0	0	0	0	0	0	
6	Popescu, Doina Rodica	1	1	0	-	2	0	3	1	1	4	0	3	3	3	0	3	1	1	1	4	1	1	0	0	0	2	0	0	0	2	
7	Colceru, Sonia	-	0	0	-	0	-	0	0	0	0	-	0	0	0	0	-	0	0	0	0	0	-	0	0	0	0	0	0	0	0	0
8	Vanea, Lia	0	-	-	-	0	0	-	-	-	0	1	-	-	1	1	-	-	-	-	1	0	-	-	-	-	0	-	-	-	0	
9	Chezan C., Alexandrina	2	1	0	-	3	2	1	1	1	4	2	1	3	6	1	0	1	1	1	2	1	0	2	0	0	2	0	2	0	3	
10	Enculescu, Ileana	0	0	3	-	3	0	1	0	0	1	0	3	2	5	0	1	2	2	2	3	2	0	0	0	0	2	0	0	0	2	
11	Golosie, Elisabeta	1	0	1	-	2	0	1	0	0	1	4	1	0	5	2	2	4	4	4	8	2	1	2	0	0	5	0	0	0	5	
12	Stanca, Marina	-	-	-	-	-	-	-	-	-	-	-	-	-	-	-	-	-	-	-	-	-	-	-	-	-	-	-	-	-	-	
Total		8	6	7	-	21	5	6	3	3	14	11	9	14	34	8	7	10	10	10	25	6	2	4	4	4	12	0	0	0	12	

Match No. 13 Time 11.15~12.21 **Korea 0** (7-15) **3 U.S.A.**
 Referee Armasescu, Const. (RUMANIA) (13-15) (13-15) Umpire Kiyama, Ryuichi (JAPAN)

No.	Name	Points					Missed Points					Side out Successes					Side out Misses					Service Points									
		1	2	3	4	5	1	2	3	4	5	1	2	3	4	5	1	2	3	4	5	1	2	3	4	5					
Korea		Technical Fouls					0	0	0	0	0	0																			
1	Suh, Choon Kang	0	2	2	-	4	1	2	1	1	4	6	2	4	12	1	0	1	1	1	2	1	1	0	0	0	0	0	0	0	2
2	Moon, Kyung Sook	0	0	0	-	0	2	1	1	1	4	3	1	1	5	0	2	0	0	0	2	1	1	2	0	0	4	0	0	0	4
3	Ryoo, Choon Ja	1	2	1	-	4	0	0	1	1	1	1	0	0	1	0	0	0	0	0	0	0	0	0	0	0	0	0	0	0	0
4	Kim, Kil Ja	-	-	-	-	-	-	-	-	-	-	-	-	-	-	-	-	-	-	-	-	-	-	-	-	-	-	-	-	-	-
5	Oh, Soon Ok	-	-	-	-	-	-	-	-	-	-	-	-	-	-	-	-	-	-	-	-	-	-	-	-	-	-	-	-	-	-
6	Chung, Jong Uen	-	-	-	-	-	-	-	-	-	-	-	-	-	-	-	-	-	-	-	-	-	-	-	-	-	-	-	-	-	-
7	Choi, Don Hi	0	0	-	-	0	0	1	-	-	1	0	1	-	1	0	0	-	-	-	0	0	0	0	-	0	0	0	0	-	0
8	Hong, Nam Sun	-	-	-	-	-	-	-	-	-	-	-	-	-	-	-	-	-	-	-	-	-	-	-	-	-	-	-	-	-	-
9	Oh, Chung Ja	0	1	0	-	1	0	0	1	1	1	0	0	0	0	0	0	0	0	0	0	0	0	0	0	0	0	0	0	0	0
10	Yoon, Jung Sook	-	0	0	-	0	-	0	0	0	0	-	0	1	1	-	1	0	0	0	1	-	0	0	0	0	0	0	0	0	0
11	Kwak, Ryong Ja	0	0	1	-	1	0	2	0	0	2	0	0	0	0	0	0	0	0	0	0	0	0	0	0	0	0	0	0	0	0
12	Lee, Keun Soo	1	0	0	-	1	0	0	1	1	1	1	1	2	4	0	1	0	0	0	1	0	3	0	0	0	3	0	0	0	3
Total		2	5	4	-	11	3	6	5	5	14	11	5	8	24	1	4	1	1	1	6	2	5	2	2	2	9	0	0	0	9

No.	Name	Points					Missed Points					Side out Successes					Side out Misses					Service Points											
		1	2	3	4	5	Tot	1	2	3	4	5	Tot	1	2	3	4	5	Tot	1	2	3	4	5	Tot	1	2	3	4	5	Tot		
Japan		Technical Fouls					0	0	0	0	0																						
1	Kasai, Masae	0	1	0	1	2	0	0	0	1	0	1	1	2	1	0	4	1	1	0	0	2	0	0	0	0	0	0					
2	Miyamoto, Emiko	1	1	1	1	4	0	1	0	0	0	1	1	0	1	2	4	2	1	0	1	4	0	0	0	0	0	0					
3	Tanida, Kinuko	6	1	0	4	11	2	1	3	0	0	6	4	3	5	4	16	1	0	0	2	3	0	0	0	0	0	0					
4	Handa, Yuriko	1	0	3	1	5	1	0	1	1	1	3	2	0	3	1	6	1	0	1	1	3	1	0	1	0	0	2					
5	Matsumura, Yoshiko	2	0	0	1	3	1	0	1	0	0	2	1	0	0	0	1	1	2	3	2	8	0	1	0	0	0	1					
6	Isobe, Sata	1	1	2	2	6	0	1	0	0	0	1	7	4	6	1	18	1	2	5	0	8	0	1	0	0	0	1					
9	Matsumura, Katsumi	0	1	1	0	2	0	1	1	0	0	2	1	2	0	0	3	0	0	0	0	0	0	1	0	0	0	1					
7	Shinozaki, Yoko	-	-	-	-	-	-	-	-	-	-	-	-	-	-	-	-	-	-	-	-	-	-	-	-	-	-	-					
8	Sasaki, Setsuko	-	-	0	-	0	-	-	0	-	-	0	-	-	2	-	2	-	-	0	-	0	-	-	0	-	-	0					
10	Fujimoto, Yuko	-	-	-	-	-	-	-	-	-	-	-	-	-	-	-	-	-	-	-	-	-	-	-	-	-	-	-					
11	Kondo, Masako	-	-	-	-	-	-	-	-	-	-	-	-	-	-	-	-	-	-	-	-	-	-	-	-	-	-	-					
12	Shibuki, Ayano	-	-	0	-	0	-	-	0	-	-	0	-	-	0	-	0	-	-	0	-	0	-	-	0	-	-	0					
Total		11	5	7	10	33	4	4	7	1	16	17	11	18	8	54	7	6	9	6	28	1	3	1	0	5	5						

No.	Name	Points					Missed Points					Side out Successes					Side out Misses					Service Points											
		1	2	3	4	5	Tot	1	2	3	4	5	Tot	1	2	3	4	5	Tot	1	2	3	4	5	Tot	1	2	3	4	5	Tot		
Korea		Technical Fouls					0	0	0		0																						
1	Suh, Choon Kang	3	1	1		5	0	4	0		0	4	4	2	5		11	0	0	1		1	0	0	2			2					
2	Moon, Kyung Sook	0	1	0		1	0	1	0		0	1	1	0	0		1	0	1	1		2	0	0	0			0					
3	Ryoo, Choon Ja	1	0	0		1	0	1	2		2	3	1	0	0		1	1	0	0		1	0	0	0			0					
4	Kim, Kil Ja	-	-	-		-	-	-	-		-	-	-	-	-		-	-	-	-		-	-	-	-			-					
5	Oh, Soon Ok	0	0	0		0	0	1	0		0	1	0	0	0		0	0	0	0		0	0	0	0			0					
6	Chung, Jong Uen	-	-	-		-	-	-	-		-	-	-	-	-		-	-	-	-		-	-	-	-			-					
7	Choi, Don Hi	0	0	0		0	1	0	0		0	1	0	0	1		1	1	0	0		1	0	0	0			0					
8	Hong, Nam Sun	-	0	-		0	-	0	-		-	0	-	0	-		0	-	1	-		1	-	0	-			0					
9	Oh, Chung Ja	0	0	0		0	0	0	0		0	0	0	0	0		0	0	0	0		0	0	0	0			0					
10	Yoon, Jung Sook	-	0	0		0	-	0	1		1	-	0	1		1	-	0	0		0	-	0	0			0						
11	Kwak, Ryong Ja	0	-	-		0	0	-	-		0	0	-	-		0	0	-	-		0	0	-	-			0						
12	Lee, Keun Soo	1	1	0		2	0	0	1		1	0	3	1		4	2	1	3		6	0	0	0			0						
Total		5	3	1		9	1	7	4		12	6	5	8		19	4	3	5		12	0	0	2			2						

No.	Name	Points					Missed Points					Side out Successes					Side out Misses					Service Points											
		1	2	3	4	5	Tot	1	2	3	4	5	Tot	1	2	3	4	5	Tot	1	2	3	4	5	Tot	1	2	3	4	5	Tot		
U.S.A.		Technical Fouls					0	0	0		0																						
1	Gaertner, Jean K.	5	2	3		10	0	2	4		4	6	7	3	2		12	2	2	2		6	0	0	2			2					
2	O' Rourke, Gail Patricia	-	-	-		-	-	-	-		-	-	-	-	-		-	-	-	-		-	-	-	-			-					
3	Murphy, Linda Kathleen	2	5	2		9	0	0	0		0	2	4	5		11	1	2	0		3	1	0	0			1						
4	Galloway, Lou Sara	-	-	-		-	-	-	-		-	-	-	-		-	-	-	-		-	-	-	-			-						
5	Thomas, Verneda Estella	-	-	-		-	-	-	-		-	-	-	-		-	-	-	-		-	-	-	-			-						
6	Perry, Mary Margaret	-	-	-		-	-	-	-		-	-	-	-		-	-	-	-		-	-	-	-			-						
7	Peppler, Mary Joan	-	-	0		0	-	-	2		2	-	-	3		3	-	-	2		2	1	1	0			0						
8	Owen, Nancy	2	0	0		2	3	1	0		4	3	1	1		5	2	1	0		3	0	1	0			1						
9	Bright, Patricia Ann	0	0	0		0	0	0	0		0	1	0	0		1	1	0	1		2	1	0	0			1						
10	Ward, Jane Lois	0	0	3		3	0	0	1		1	4	1	1		6	0	1	0		1	1	0	0			1						
11	Peterson, Sharon Roberta	0	1	0		1	0	0	0		0	0	0	0		0	1	1	0		2	0	0	0			0						
12	Harwerth, Barbara Jean	-	-	-		-	-	-	-		-	-	-	-		-	-	-	-		-	-	-	-			-						
Total		9	8	8		25	3	3	7		13	17	9	12		38	7	7	5		19	3	1	2			6						

Match No. 14 Time 19.15~20.23 **Rumania 0** (7—15) **3 Poland** (6—15) (8—15)
 Referee Kettner, (CZECHSLV) Umpire Davies, Glen (U.S.A.)

No.	Name	Points					Missed Points					Side out Successes					Side out Misses					Service Points																		
		1	2	3	4	5	Tot	1	2	3	4	5	Tot	1	2	3	4	5	Tot	1	2	3	4	5	Tot	1	2	3	4	5	Tot									
	Rumania	Technical Fouls															0	0	0						0															
1	Mocan, Ana	1	1	-	-	-	2	0	1	-	-	1	0	2	-	-	2	0	1	-	-	1	0	0	-	-	1	0	0	-	-	0								
3	Lazeanu, Cornelia	0	0	0	-	-	0	0	1	0	-	1	0	1	2	-	3	0	0	0	-	0	0	0	0	-	0	0	0	0	-	0								
4	Todorovschi, Natalia	-	-	0	-	-	0	-	-	1	-	1	-	-	2	-	2	-	-	2	-	2	-	-	0	-	0	-	-	0	-	0								
5	Ivanescu, Doina	1	2	1	-	-	4	0	2	1	-	3	4	3	4	-	11	0	1	0	-	1	0	0	0	-	0	0	0	0	-	0								
6	Popescu, Doina Rodica	0	0	2	-	-	2	0	0	1	-	1	0	0	1	-	1	2	1	0	-	3	0	0	0	-	0	0	0	0	-	0								
7	Colceru, Sonia	0	0	-	-	-	0	0	0	-	-	0	0	0	-	-	0	2	0	-	-	2	0	0	-	-	0	0	0	-	-	0								
8	Vanea, Lia	1	0	1	-	-	2	0	0	0	-	0	5	2	1	-	8	1	1	1	-	3	0	1	0	-	1	0	0	0	-	1								
9	Chezan C., Alexandrina	1	1	0	-	-	2	0	1	0	-	1	2	2	2	-	6	3	2	1	-	6	0	0	1	-	1	0	0	1	-	1								
10	Enculescu, Ileana	-	0	-	-	-	0	-	1	-	-	1	-	0	-	-	0	-	0	-	-	0	-	0	-	-	0	-	0	-	-	0								
11	Golosie, Elisabeta	0	-	1	-	-	1	0	-	1	-	1	0	-	3	-	3	3	-	1	-	4	0	-	0	-	0	0	-	0	-	0								
12	Stanca, Marina	-	-	-	-	-	-	-	-	-	-	-	-	-	-	-	-	-	-	-	-	-	-	-	-	-	-	-	-	-	-	-								
	Total	4	4	5	-	-	13	0	6	4	-	10	11	10	15	-	36	11	6	5	-	22	0	1	1	-	1	0	0	0	-	2								

No.	Name	Points					Missed Points					Side out Successes					Side out Misses					Service Points																		
		1	2	3	4	5	Tot	1	2	3	4	5	Tot	1	2	3	4	5	Tot	1	2	3	4	5	Tot	1	2	3	4	5	Tot									
	Poland	Technical Fouls															0	0	0						0															
1	Czajkowska, Krystyna M.	2	1	0	-	-	3	0	0	0	-	0	1	1	5	-	7	4	1	0	-	5	0	0	0	-	0	0	0	0	-	0								
2	Ledwig, Jozefa	-	-	-	-	-	-	-	-	-	-	-	-	-	-	-	-	-	-	-	-	-	-	-	-	-	-	-	-	-	-	-								
3	Golimowska, Maria	1	1	1	-	-	3	2	0	1	-	3	0	0	2	-	2	2	0	2	-	4	0	0	0	-	0	0	0	0	-	0								
4	Rutkowska, Jadwiga M.	-	-	-	-	-	-	-	-	-	-	-	-	-	-	-	-	-	-	-	-	-	-	-	-	-	-	-	-	-	-	-								
5	Kordaczuk, Danuta	1	0	1	-	-	2	0	1	1	-	2	1	1	2	-	4	0	0	1	-	1	0	1	0	-	1	0	1	0	-	1								
6	Jakubowska, Krystyna	4	2	4	-	-	10	1	0	0	-	1	3	1	1	-	5	1	2	2	-	5	2	0	1	-	3	0	1	1	-	3								
7	Marko, Jadwiga	3	1	3	-	-	7	0	0	0	-	0	3	3	3	-	9	2	0	2	-	4	1	0	0	-	1	0	0	0	-	1								
8	Sliwka, Maria	1	2	0	-	-	3	0	0	0	-	0	1	2	4	-	7	0	0	0	-	0	0	1	1	-	2	0	1	1	-	2								
9	Szczesniewska, Zofia A.	-	-	0	-	-	0	-	-	0	-	0	-	-	0	-	0	-	-	0	-	0	-	-	0	-	0	-	-	0	-	0								
10	Krupa, Krystyna	-	-	-	-	-	-	-	-	-	-	-	-	-	-	-	-	-	-	-	-	-	-	-	-	-	-	-	-	-	-	-								
11	Busz, Hanna Krystyna	-	-	-	-	-	-	-	-	-	-	-	-	-	-	-	-	-	-	-	-	-	-	-	-	-	-	-	-	-	-	-								
12	Hermel, Barbara Wieslawa	-	-	-	-	-	-	-	-	-	-	-	-	-	-	-	-	-	-	-	-	-	-	-	-	-	-	-	-	-	-	-								
	Total	12	7	9	-	-	28	3	1	2	-	6	9	8	17	-	34	9	3	7	-	19	3	2	2	-	7	0	2	2	-	7								

Match No. 15 Time 19.36~21.06 **Japan 3** (15—11) **0 U.S.S.R.** (15—8) (15—13)
 Referee Kettner, (CZECHSLV) Umpire Ormai, Laszlo (HUNGARY)

No.	Name	Points					Missed Points					Side out Successes					Side out Misses					Service Points																		
		1	2	3	4	5	Tot	1	2	3	4	5	Tot	1	2	3	4	5	Tot	1	2	3	4	5	Tot	1	2	3	4	5	Tot									
	Japan	Technical Fouls															0	0	0						0															
1	Kasai, Masae	2	1	2	-	-	5	1	0	0	-	1	0	0	2	-	2	0	0	0	-	0	0	0	0	-	0	0	0	0	-	0								
2	Miyamoto, Emiko	1	2	1	-	-	4	1	0	0	-	1	0	0	3	-	3	0	0	0	-	0	0	2	0	-	2	0	2	0	-	2								
3	Tanida, Kinuko	1	1	2	-	-	4	1	0	1	-	2	6	3	2	-	11	0	0	2	-	2	1	0	0	-	1	0	0	0	-	1								
4	Handa, Yuriko	2	0	2	-	-	4	0	0	0	-	0	2	0	5	-	7	3	0	1	-	4	0	0	0	-	0	0	0	0	-	0								
5	Matsumura, Yoshiko	0	2	1	-	-	3	1	2	0	-	3	0	1	3	-	4	2	1	1	-	4	1	1	1	-	3	0	1	1	-	3								
6	Isobe, Sata	2	1	2	-	-	5	1	1	1	-	3	7	3	5	-	15	0	0	0	-	0	0	0	1	-	1	0	0	1	-	1								
7	Matsumura, Katsumi	-	-	-	-	-	-	-	-	-	-	-	-	-	-	-	-	-	-	-	-	-	-	-	-	-	-	-	-	-	-	-								
8	Shinozaki, Yoko	-	-	-	-	-	-	-	-	-	-	-	-	-	-	-	-	-	-	-	-	-	-	-	-	-	-	-	-	-	-	-								
9	Sasaki, Setsuko	-	-	-	-	-	-	-	-	-	-	-	-	-	-	-	-	-	-	-	-	-	-	-	-	-	-	-	-	-	-	-								
10	Fujimoto, Yuko	-	-	-	-	-	-	-	-	-	-	-	-	-	-	-	-	-	-	-	-	-	-	-	-	-	-	-	-	-	-	-								
11	Kondo, Masako	-	-	-	-	-	-	-	-	-	-	-	-	-	-	-	-	-	-	-	-	-	-	-	-	-	-	-	-	-	-	-								
12	Shibuki, Ayano	0	-	0	-	-	0	0	-	0	-	0	0	-	0	-	0	0	-	0	-	0	0	-	0	-	0	0	-	0	-	0								
	Total	8	7	10	-	-	25	5	3	2	-	10	15	7	20	-	42	5	1	4	-	10	2	3	2	-	7	0	3	2	-	7								



Poland V Rumania
Pologne contre Roumanie

No.	Name	Points					Missed Points					Side out Successes					Side out Misses					Service Points				
		1	2	3	4	5	Tot	1	2	3	4	5	Tot	1	2	3	4	5	Tot	1	2	3	4	5	Tot	
	U.S.S.R.																									
	Technical Fouls						0	0	0			0														
1	Ryzhova, Antonina	0	0	1			1	2	0	0		2	1	1	1		3	1	0	0		1	0	0	0	0
2	Biltauer, Astra	-	-	-			-	-	-	-		-	-	-	-		-	-	-	-		-	-	-	-	-
3	Lukanina, Ninel	-	-	-			-	-	-	-		-	-	-	-		-	-	-	-		-	-	-	-	-
4	Buldakova, Ludmila	0	1	0			1	1	0	0		1	0	2	1		3	0	0	0		0	0	0	0	0
5	Abramova, Nelly	-	0	0			0	-	0	0		0	-	0	0		0	-	0	0		0	-	0	0	0
6	Tikhonina, Tamara	0	0	-			0	0	0	-		0	2	0	-		2	0	0	-		0	0	0	-	0
7	Kamenek, Valentina	1	0	1			2	0	2	1		3	4	1	5		10	1	1	0		2	0	1	0	1
8	Ryskal, Inna	1	3	1			5	2	1	0		3	6	3	4		13	2	2	0		4	1	0	2	3
9	Katusheva, Marita	-	-	-			-	-	-	-		-	-	-	-		-	-	-	-		-	-	-	-	-
10	Roschina, Tatyana	0	0	1			1	0	0	1		1	1	1	0		2	0	3	0		3	0	0	1	1
11	Mishak, Valentina	3	0	3			6	0	2	1		3	2	4	3		9	3	1	0		4	0	0	1	1
12	Gureeva, Ludmila	-	0	0			0	-	0	0		0	-	1	1		2	-	0	0		0	-	0	0	0
	Total	5	4	7			16	5	5	3		13	16	13	15		44	7	7	0		14	1	1	4	6

LADIES LEAGUE CLASSIFICATION—Classification des équipes de femmes

No.	COUNTRY	JPN	KOR	POL	RUM	USA	URS	Matches			Sets		Points		Match Points	Place
								Tot	W.	L.	W.	L.	W.	L.		
1	JAPAN		○	○	○	○	○	5	5	0	15	1	238	93	10	1
		3:0	3:1	3:0	3:0	3:0										
2	KOREA	X		X	X	X	X	5	0	5	0	15	94	225	5	6
		0:3		0:3	0:3	0:3	0:3									
3	POLAND	X	○		○	○	X	5	3	2	10	6	180	162	8	3
		1:3	3:0		3:0	3:0	0:3									
4	RUMANIA	X	○	X		○	X	5	2	3	6	9	140	172	7	4
		0:3	3:0	0:3		3:0	0:3									
5	U.S.A.	X	○	X	X		X	5	1	4	3	12	98	213	6	5
		0:3	3:0	0:3	0:3		0:3									
6	U.S.S.R.	X	○	○	○	○		5	4	1	12	3	212	97	9	2
		0:3	3:0	3:0	3:0	3:0										



The men's Volley-Ball events U.S.S.R, (blue uniforms) v. Netherlands (red)




Men's Volley-Ball Hungary (two stripe uniforms) v. Japan (white)



In the women's events U.S.S.R. v. Japan







The medal awarding ceremony

- ① Japan
- ② U.S.S.R.
- ③ Poland

Previous Olympic Winners

1900	BRITAIN	1924	FRANCE	1948	ITALY
1908	BRITAIN	1928	GERMANY	1952	HUNGARY
1912	BRITAIN	1932	HUNGARY	1956	HUNGARY
1920	BRITAIN	1936	HUNGARY	1960	ITALY

Match No. 4 First Round League Group C Tokyo Metro. Indoor Swimming Pool Oct. 11
 Time 10.00 **BRAZIL 2** (1—1) **3 NETHERLANDS** Referee —Semenov, E. U.S.S.R.
 Weather—Fine (0—1) Goal Judge —Matsumoto, S. JAPAN
 I. Temp.—24.0°C (0—0) —Brandi, J. HUNGARY
 W. Temp.—24.2°C (1—1) Time Keeper—Nicolaeescu, N. RUMANIA
 Leather Ball

Cap No.	Name	Position				Goals	P.T.	M.F.	Cap No.	Name	Position				Goals	P.T.	M.F.	
		(1)	(2)	(3)	(4)					(1)	(2)	(3)	(4)					
1	Daniel, Luiz	*	*	*	*	0	0	0	1	Hermesen, Hendrik Willem	*	*	*	*	0	0	0	
2	Cochrane Filho, Oswaldo	*	*	*	*	0	0	3	2	Leenards, Abraham C. W.	*	*	*	*	0	0	0	
3	Kesselring Carotini, P.	*	*	*	*	0	0	0	3	Van Spingelen, Willem	*	*	*	*	1	0	2	
4	Pincirolini Junior, Pedro	*	*	*	*	0	0	0	4	Wormgoor, Gerardus H.	*	*	*	*	0	0	0	
5	Kelly Dos Santos, Marvio	*	*	*	*	1	0	0	5	Van Dorp, Alfred Carel	*	*	*	*	1	0	1	
6	Szabo, Aladar	*	*	*	*	1	0	1	6	Vriend, Henri Gerard	*	*	*	*	0	0	0	
7	Goncalves Filho, Joao	*				0	0	0	7	Van Der Voet, Nicolaas M.	*	*	*	*	1	0	0	
8	Grijo Filho, Adhemar				*	0	0	0	8	Vriend, Willem Jan F.				*	0	0	0	
9	Kesselring Carotini, Ivo					0	0	0	9	Muller, Johan Arnoldus				*	*	0	0	0
10	Borges Nogueira, Ney					0	0	0	10	Bultman, Jan Arend					0	0	0	
11	Stuart Bell, Rodney		*	*	*	0	0	0	11	Kniest, Lambertus G.					0	0	0	
					Total	2	0	4						Total	3	0	3	

Goal Getters

Period	Time	Name	Period	Time	Name
1st	2'29"	Szabo, Aladar	1st	2'10"	Van Spingelen, Willem
4th	2'47"	Kelly Dos Santos, Marvio	2nd	1'50"	Van Dorp, Alfred Carel
			4th	3'05"	Van Der Voet, Nicolaas M.

Player Ordered from Water

Period	Time	Name	Period	Time	Name
1st	4'48"	Szabo, Aladar	1st	4'48"	Van Spingelen, Willem
2nd	1'19"	Cochrane Filho, Oswaldo	3rd	4'02"	Van Dorp, Alfred Carel
3rd	4'02"	Cochrane Filho, Oswaldo	4th	2'13"	Van Spingelen, Willem
4th	4'46"	Cochrane Filho, Oswaldo			

Water-Polo team winners—Les vainqueurs de l'épreuve d'équipe de Water-Polo

① HUNGARY ② CZECHSLV ③ U.S.S.R.



Match No. 5 First Round League Group A

Time 11.10 **ITALY 4 (2-0) 3 RUMANIA**
 Weather—Fine (0-2)
 I. Temp.—24.0°C (2-0)
 W. Temp.—24.2°C (0-1)
 Leather Ball

Tokyo Metro. Indoor Swimming Pool Oct. 11

Referee —Dirnweber, J AUSTRIA
 Goal Judge —Said, H. U.A.R.
 —Segura, M. J. ARGENTIN
 Time Keeper—Fuchs, A. BELGIUM

Cap No.	Name	Position				Goals	P.T.	M.F.	Cap No.	Name	Position				Goals	P.T.	M.F.
		(1)	(2)	(3)	(4)						(1)	(2)	(3)	(4)			
1	Rossi, Dante	*	*	*	*	0	0	0	1	Stefanescu, Mircea	*	*	*	*	0	0	0
2	D'Altrui, Giuseppe	*	*	*	*	1	0	1	2	Grintescu, Anatolie	*	*	*	*	2	1	0
3	Pizzo, Eraldo	*	*	*	*	3	0	2	3	Zahan, Aurel	*	*	*	*	0	0	0
4	Lonzi, Gianni	*	*	*	*	0	0	0	4	Szabo, Alexandru	*	*	*	*	0	0	1
5	Lavoratori, Franco				*	0	0	0	5	Kroner, Stefan	*	*	*	*	1	0	1
6	Bardi, Danio		*			0	0	0	6	Firoiu, Nicolae	*	*	*	*	0	0	0
7	Parmegiani, Rosario	*		*		0	0	1	7	Novac, Gruia	*	*	*	*	0	0	1
8	Cevasco, Mario	*	*	*	*	0	0	0	8	Marculescu, Cornel	*	*	*	*	0	0	1
9	Dennerlein, Federico	*	*	*	*	0	0	1	9	Kuliniac, Iosif	*	*	*	*	0	0	1
10	Guerrini, Giancarlo					0	0	0	10	Lita, Cosma					0	0	0
11	Spinola, Alberto					0	0	0	11	Muresanu, Emil					0	0	0
					Total	4	0	5						Total	3	1	5

Goal Getters

Period	Time	Name	Period	Time	Name
1st	2'19"	Pizzo, Eraldo	2nd	1'50"	Grintescu, Anatolie
	4'19"	D'Altrui, Giuseppe		3'57"	Grintescu, Anatolie
3rd	1'45"	Pizzo, Eraldo	4th	4'58"	Kroner, Stefan
	3'04"	Pizzo, Eraldo			

Player Ordered from Water

Period	Time	Name	Period	Time	Name
1st	1'58"	Parmegiani, Rosario	1st	0'50"	Marculescu, Cornel
	3'54"	Pizzo, Eraldo		2'10"	Kuliniac, Iosif
	4'36"	Dennerlein, Federico		4'43"	Szabo, Alexandru
2nd	3'42"	Pizzo, Eraldo	2nd	2'35"	Kroner, Stefan
			3rd	1'17"	Novac, Gruia

Match No. 6 First Round League Group B

Time 16.30 **U.S.S.R. 6 (1-0) 0 AUSTRALIA**
 Weather—Fine (1-0)
 I. Temp.—23.5°C (2-0)
 W. Temp.—24.9°C (2-0)
 Leather Ball

Tokyo Metro. Indoor Swimming Pool Oct. 11

Referee —Manguillot, M. SPAIN
 Goal Judge —De Kok, H. G. NETHLAND
 —Chan, Kom Fui HONGKONG
 Time Keeper—Dirnweber, J. AUSTRIA

Cap No.	Name	Position				Goals	P.T.	M.F.	Cap No.	Name	Position				Goals	P.T.	M.F.
		(1)	(2)	(3)	(4)						(1)	(2)	(3)	(4)			
1	Grabovsky, Igor			*	*	0	0	0	1	Withers, Michael Rodney	*	*	*	*	0	0	0
2	Kuznetsov, Vladimir	*		*	*	2	0	0	2	Hoad, Thomas Henry	*	*	*	*	0	0	0
3	Grishin, Boris		*	*	*	1	0	1	3	Mills, Ian Alexander	*	*	*	*	0	0	0
4	Popov, Boris	*	*			0	0	0	4	Peirce, Edward John	*	*	*	*	0	0	0
5	Kalashnikov, Nikolay	*	*		*	0	0	0	5	Barnes, Nicol	*	*	*	*	0	0	2
6	Bortkevich, Zenon	*	*			0	0	0	6	Wiegard, Leon Albert	*	*	*	*	0	0	1
7	Kuznetsov, Nicolay	*	*	*	*	0	0	0	7	Nunn, Leslie Ernest	*	*	*	*	0	0	1
8	Semionov, Vladimir		*	*	*	2	2	1	8	Hammond, Stanley R. A.	*	*	*	*	0	0	0
9	Ageev, Victor		*	*	*	0	0	0	9	McAtee, William Anthony	*	*	*	*	0	0	0
10	Dsipov, Leonid	*	*		*	1	0	0	10	Phillips, William J. B.					0	0	0
11	Yegorov, Eduard	*	*			0	0	0	11	Samuel, Graeme Leslie				*	0	0	0
					Total	6	2	2						Total	0	0	4

Goal Getters

Period	Time	Name	Period	Time	Name
1st	3'40"	Kuznetsov, Vladimir			None
2nd	4'56"	Grishin, Boris			
3rd	2'10"	Kuznetsov, Vladimir			
	3'44"	Semionov, Vladimir			
4th	1'29"	Osipov, Leonid			
	4'52"	Semionov, Vladimir			

Player Ordered from Water

Period	Time	Name	Period	Time	Name
4th	1'26"	Semionov, Vladimir	1st	2'39"	Wiegard, Leon Albert
	3'32"	Osipov, Leonid	4th	1'26"	Nunn, Leslie Ernest
				4'32"	Barnes, Nicol

Match No. 7 First Round League Group D
 Time 17.40 **HUNGARY 11** (2—1) **1 U.A.R.**
 Weather—Fine (3—0)
 I. Temp.—23.5°C (2—1)
 W. Temp.—24.9°C (4—0)
 Leather Ball

Tokyo Metro. Indoor Swimming Pool Oct. 11
 Referee —Segura, M. J. ARGENTINA
 Goal Judge —Phillips, C. B. AUSTRALIA
 —Natori, M JAPAN
 Time Keeper—Dragan RUMANIA

Cap No.	Name	Position				Goals	P.T.	M.F.
		(1)	(2)	(3)	(4)			
1	Boros, Otto	*	*	*	*	0	0	0
2	Mayer, Mihaly	*	*	*	*	0	0	1
3	Felkai, Laszlo	*	*	*	*	2	0	0
4	Rusoran, Peter	*	*	*	*	2	0	0
5	Konrad II, Janos	*	*	*	*	1	0	0
6	Domotor, Zoltan	*	*	*	*	1	0	1
7	Karpati, Gyorgy	*	*	*	*	1	0	0
8	Gyarmati, Dezso	*	*	*	*	1	0	0
9	Kanizsa, Tivadar	*	*	*	*	1	0	0
10	Pocsik, Denes	*	*	*	*	1	0	0
11	Bodnar, Andras	*	*	*	*	1	0	0
Total						11	0	2

Cap No.	Name	Position				Goals	P.T.	M.F.
		(1)	(2)	(3)	(4)			
1	Kalil, Mohamed	*	*	*	*	0	0	0
2	Soliman, Mohamed	*	*	*	*	0	0	0
3	Elgamal, Hussein	*	*	*	*	0	0	1
4	Amin, Abdelrahman	*	*	*	*	1	0	0
5	Elsayed, Sami	*	*	*	*	0	0	0
6	Kourched, Hazem	*	*	*	*	0	0	0
7	Gamil, Ashraf	*	*	*	*	0	0	0
8	Elmealem, Adel	*	*	*	*	0	0	0
9	Amr, Mamdouh	*	*	*	*	0	0	0
10	Farag, Goubran	*	*	*	*	0	0	0
Total						1	0	1

Goal Getters

Period	Time	Name
1st	0'30"	Konrad II., Janos
	3'29"	Rusoran, Peter
2nd	1'02"	Domotor, Zoltan
	2'01"	Rusoran, Peter
	2'59"	Karpati, Gyorgy
3rd	3'30"	Pocsik, Denes
	4'24"	Bodnar, Andras
4th	1'12"	Kanizsa, Tivadar
	3'15"	Gyarmati, Dezso
	4'00"	Felkai, Laszlo
	4'43"	Felkai, Laszlo

Period	Time	Name
3rd	1'17"	Amin, Abdelrahman

Player Ordered from Water

Period	Time	Name
2nd	2'40"	Domotor, Zoltan
	4'56"	Mayer, Mihaly

Period	Time	Name
2nd	2'40"	Elgamal, Hussein

Match No. 8 First Round League Group C
 Time 18.50 **YUGOSLAVIA 2** (1—1) **1 U.S.A.**
 Weather—Fine (0—0)
 I. Temp.—23.5°C (0—0)
 W. Temp.—24.9°C (1—0)
 Leather Ball

Tokyo Metro. Indoor Swimming Pool Oct. 11
 Referee —Fuchs, A. BELGIUM
 Goal Judge —Kotani, Y JAPAN
 —Angerhausen, C. H. BELGIUM
 Time Keeper—Aosta, A. ITALY

Cap No.	Name	Position				Goals	P.T.	M.F.
		(1)	(2)	(3)	(4)			
1	Muskatirovic, Milan	*	*	*	*	0	0	0
2	Trumbic, Ivo	*	*	*	*	0	0	0
3	Rosio, Vinko	*	*	*	*	1	0	0
4	Simenc, Zlatko	*	*	*	*	0	0	0
5	Stanisic, Bozidar	*	*	*	*	0	0	0
6	Nardeli, Ante	*	*	*	*	0	0	0
7	Jankovic, Zoran	*	*	*	*	1	0	1
8	Sandic, Mirko	*	*	*	*	0	0	0
9	Nonkovic, Frane	*	*	*	*	0	0	0
10	Bonacic, Ozren	*	*	*	*	0	0	0
11	Stipanac, Karlo	*	*	*	*	0	0	0
Total						2	0	1

Cap No.	Name	Position				Goals	P.T.	M.F.
		(1)	(2)	(3)	(4)			
1	Van Dorp, Anton Ludwig	*	*	*	*	0	0	0
2	Crawford, Ronald Emerson	*	*	*	*	0	0	0
3	Ashleigh, David Michael	*	*	*	*	0	0	0
4	McIlroy, Ned Leroy	*	*	*	*	0	0	0
5	McIlroy, Charles Raymond	*	*	*	*	0	0	0
6	Cole, Stanley Clark	*	*	*	*	1	0	0
7	Saari, Robert Paul	*	*	*	*	0	0	0
8	Drown, Daniel Hannon	*	*	*	*	0	0	0
9	McIlroy, Paul Robert	*	*	*	*	0	0	0
10	Whitney, Ralph John	*	*	*	*	0	0	0
11	Stransky, George Charles	*	*	*	*	0	0	0
Total						1	0	0

Goal Getters

Period	Time	Name
1st	3'00"	Jankovic, Zoran
4th	1'45"	Rosio, Vinko

Period	Time	Name
1st	3'23"	Cole, Stanley Clark

Player Ordered from Water

Period	Time	Name
3rd	4'14"	Jankovic, Zoran

None

Match No. 9 First Round League, Group A

Time 10.00 **ITALY 5 (3-1) 3 JAPAN**
 Weather—Fine (1-0)
 I. Temp.—24.0°C (0-1)
 W. Temp.—24.5°C (1-1)
 Leather Ball

Tokyo Metro. Indoor Swimming Pool Oct. 12

Referee —Brandi, J. HUNGARY
 Goal Judge —Bauwens, J. BELGIUM
 —Angerhausen, C. H. BELGIUM
 Time Keeper—Fangero, W. GERMANY

Cap No.	Name	Position				Goals	P.T.	M.F.	Cap No.	Name	Position				Goals	P.T.	M.F.
		(1)	(2)	(3)	(4)					(1)	(2)	(3)	(4)				
1	Rossi, Dante			*	*	0	0	0	1	Kato, Mineo	*	*	*	*	0	0	0
2	Spinola, Alberto	*		*	*	1	0	1	2	Arakawa, Hachiro	*	*	*	*	0	0	1
3	Pizzo, Eraldo	*	*	*	*	2	1	1	3	Yokoyama, Takashi	*	*	*	*	0	0	0
4	Lonzi, Gianni	*	*	*	*	0	0	0	4	Takeuchi, Kazuya	*	*	*	*	2	0	1
5	Lavoratori, Franco		*			0	0	0	5	Shimizu, Yoji	*	*	*	*	0	0	1
6	Bardi, Danio		*			0	0	0	6	Fujimoto, Shigenobu	*	*	*	*	1	0	0
7	Parmegiani, Rosario	*		*		0	0	0	7	Takagi, Hirotake	*	*			0	0	0
8	Cevasco, Mario	*	*	*	*	1	0	0	8	Satsuki, Keisuke			*	*	0	0	0
9	Dennerlein, Federico	*		*		1	0	0	9	Aoyama, Reizo					0	0	0
10	Guerrini, Giancarlo		*		*	0	0	0	10	Kawahara, Shigeharu					0	0	0
11	Merello, Engenio	*	*			0	0	0	11	Iida, Norihide					0	0	0
					Total	5	1	2						Total	3	0	3

Goal Getters

Period	Time	Name	Period	Time	Name
1st	1'21"	Spinola, Alberto	1st	0'27"	Fujimoto, Shigenobu
	3'45"	Dennerlein, Federico	3rd	2'08"	Takeuchi, Kazuya
	4'45"	Pizzo, Eraldo	4th	3'58"	Takeuchi, Kazuya
2nd	4'38"	Pizzo, Eraldo			
4th	0'53"	Cevasco, Mario			

Player Ordered from Water

Period	Time	Name	Period	Time	Name
4th	1'28"	Pizzo, Eraldo	2nd	2'00"	Arakawa, Hachiro
	3'17"	Spinola, Alberto	4th	2'05"	Shimizu, Yoji

Match No. 10 First Round League Group B

Time 11.10 **U.S.S.R. 3 (1-2) 2 GERMANY**
 Weather—Fine (0-0)
 I. Temp.—24.0°C (1-0)
 W. Temp.—24.5°C (1-0)
 Leather Ball

Tokyo Metro. Indoor Swimming Pool Oct. 12

Referee —Bauwens, J. BELGIUM
 Goal Judge —Costa, A. ITALY
 —Mahoney, J. E. U.S.A.
 Time Keeper—De Kok, H. G. NETHLAND

Cap No.	Name	Position				Goals	P.T.	M.F.	Cap No.	Name	Position				Goals	P.T.	M.F.
		(1)	(2)	(3)	(4)					(1)	(2)	(3)	(4)				
1	Grabovsky, Igor	*	*	*	*	0	0	0	1	Schmidt, Peter	*	*	*	*	0	0	0
2	Kuznetsov, Vladimir	*		*	*	0	0	0	2	Thiel, Jurgen	*	*	*	*	0	0	1
3	Grishin, Boris	*	*	*	*	0	0	0	3	Schlenkrich, Klaus	*	*	*	*	0	0	2
4	Popov, Boris	*	*		*	0	0	1	4	Ballerstedt, Siegfried	*	*		*	0	0	1
5	Kalashnikov, Nikolay	*	*		*	0	0	0	5	Schulze, Klaus	*			*	0	0	0
6	Bortkevich, Zenon	*		*		2	0	1	6	Kluge, Jurgen	*	*	*	*	0	0	1
7	Kuznetsov, Nicolay	*		*		0	0	0	7	Vohs, Dieter	*	*		*	2	0	0
8	Semionov, Vladimir		*	*	*	1	1	1	8	Wittig, Heinz		*	*		0	0	0
9	Ageev, Victor		*	*		0	0	0	9	Hohne, Hubert		*	*		0	0	0
10	Osipov, Leonid		*		*	0	0	0	10	Thiele, Edgar		*			0	0	0
11	Yegorov, Eduard		*			0	0	0	11	Mader, Heinz					0	0	0
					Total	3	1	3						Total	2	0	5

Goal Getters

Period	Time	Name	Period	Time	Name
1st	1'47"	Bortkevich, Zenon	1st	2'14"	Vohs, Dieter
3rd	3'37"	Bortkevich, Zenon		3'27"	Vohs, Dieter
4th	1'00"	Semionov, Vladimir			

Player Ordered from Water

Period	Time	Name	Period	Time	Name
1st	2'00"	Bortkevich, Zenon	1st	1'35"	Thiel, Jurgen
3rd	2'29"	Semionov, Vladimir	3rd	2'29"	Schlenkrich, Klaus
4th	2'20"	Popov, Boris		3'22"	Kluge, Jurgen
			4th	1'44"	Ballerstedt, Siegfried

Match No. 11 First Round League Group D

Time 16.30 **HUNGARY 5** (0—0) **0 BELGIUM**
 Weather—Fine (2—0)
 I. Temp.—24.0°C (3—0)
 W. Temp.—24.6°C (0—0)

Tokyo Metro. Indoor Swimming Pool Oct. 12

Referee —Batalle, T. SPAIN
 Goal Judge —Woo, Cho Kin HONGKONG
 —Matsumoto, S. JAPAN
 Time Keeper—De Kok, H. G. NETHLAND

Leather Ball

Cap No.	Name	Position			Goals	P.T.	M.F.	Cap No.	Name	Position			Goals	P.T.	M.F.
		(1)	(2)	(3)						(4)	(1)	(2)			
1	Boros, Otto	*	*		0	0	0	1	De Hesselde, Brund	*	*	*	0	0	0
2	Mayer, Mihaly	*	*	*	0	0	1	2	D'Oosterlinck, Frank	*	*	*	0	0	0
3	Felkai, Laszlo	*	*	*	1	0	0	3	De Wilde, Roger	*	*	*	0	0	0
4	Domotor, Zoltan	*	*		1	0	0	4	Caufrier, Jacdues	*	*	*	0	0	0
5	Kanizsa, Tivadar	*	*		0	0	0	5	Laurent, Andre	*	*		0	0	0
6	Gyarmati, Dezso	*	*		0	1	0	6	De Vis, Karel	*	*		0	0	0
7	Karpati, Gyorgy	*	*	*	1	1	0	7	Dumont, Jose	*	*	*	0	0	1
8	Konrad II, Janos			*	1	0	0	8	Van Den Steen, Johan			*	0	0	1
9	Rusoran, Peter			*	1	0	0	9	Pickers, Leon			*	0	0	0
10	Bodnar, Andras			*	0	0	1	10	Stappers, Joseph			*	0	0	0
11	Ambrus, Miklos			*	0	0	0								
Total					5	2	2	Total					0	0	2

Goal Getters

Period	Time	Name
2nd	3'40"	Domotor, Zoltan
	4'09"	Felkai, Laszlo
3rd	2'48"	Karpati, Gyorgy
	3'25"	Rusoran, Peter
	4'06"	Konrad II., Janos

Player Ordered from Water

Period	Time	Name	Period	Time	Name
1st	4'08"	Mayer, Mihaly	1st	4'08"	Dumont, Jose
3rd	4'37"	Bodnar, Andras			

Match No. 12 First Round League Group C

Time 17.40 **YUGOSLAVIA 7** (1—0) **2 NETHERLANDS**
 Weather—Fine (2—2)
 I. Temp.—24.0°C (1—0)
 W. Temp.—24.6°C (3—0)

Tokyo Metro. Indoor Swimming Pool Oct. 12

Referee —Costa, A. ITALY
 Goal Judge —Kim, Young Ho KOREA
 —Manguillot, M. SPAIN
 Time Keeper—El Din, Y. E. U.A.R.

Leather Ball

Cap No.	Name	Position			Goals	P.T.	M.F.	Cap No.	Name	Position			Goals	P.T.	M.F.
		(1)	(2)	(3)						(4)	(1)	(2)			
1	Muskatirovic, Milan	*	*	*	0	0	0	1	Hermesen, Hendrik Willem	*	*		0	0	0
2	Trumbic, Ivo	*	*	*	1	0	0	2	Leenards, Abraham C. W.	*	*	*	1	0	3
3	Rosio, Vinko	*	*		2	0	0	3	Van Spingelen, Willem	*	*	*	0	0	2
4	Simenc, Zlatko	*	*	*	0	0	1	4	Wormgoor, Gerardus H.	*	*	*	0	0	1
5	Stanisic, Bozidar	*	*		1	0	1	5	Van Dorp, Alfred Carel	*	*	*	0	0	1
6	Nardeli, Ante			*	2	0	1	6	Vriend, Henri Gerard	*		*	0	0	0
7	Jankovic, Zoran	*	*		0	0	0	7	Van Der Voet, Nicolaas M.	*	*		0	0	1
8	Sandic, Mirko	*	*	*	1	0	1	8	Vriend, Willem Jan F.	*		*	0	0	0
9	Nonkovic, Frane			*	0	0	0	9	Muller, Johan Arnoldus			*	1	0	0
10	Bonacic, Ozren			*	0	0	0	10	Bultman, Jan Arend				0	0	0
11	Stipanic, Karlo				0	0	0	11	Kniest, Lambertus G.			*	0	0	0
Total					7	0	4	Total					2	0	8

Goal Getters

Period	Time	Name	Period	Time	Name
1st	3'21"	Rosio, Vinko	2nd	4'28"	Muller, Johan Arnoldus
2nd	0'52"	Sandic, Mirko		3'47"	Leenards, Abraham C. W.
	2'26"	Stanisic, Bozidar			
3rd	0'42"	Trumbic, Ivo			
4th	1'14"	Rosio, Vinko			
	2'11"	Nardeli, Ante			
	4'11"	Nardeli, Ante			

Player Ordered from Water

Period	Time	Name	Period	Time	Name
2nd	2'41"	Sandic, Mirko	1st	2'49"	Leenards, Abraham C. W.
	4'21"	Stanisic, Bozidar	2nd	0'29"	Van Der Voet, Nicolaas M.
	4'40"	Simenc, Zlatko		1'31"	Leenards, Abraham C. W.
3rd	2'44"	Nardelt, Ante		3'59"	Van Dorp, Alfred Carel
			3rd	3'49"	Leenards, Abraham C. W.
			4th	0'40"	Van Spingelen, Willem
				1'52"	Wormgoor, Gerardus H.
				3'30"	Van Spingelen, Willem

Match No. 16 First Round League Group C
 Time 18.50 **U.S.A. 7** (1—0) **1 BRAZIL**
 Weather—Cloudy (1—0)
 I. Temp.—24.0°C (3—0)
 W. Temp.—24.6°C (2—1)
 Leather Ball

Tokyo Metro. Indoor Swimming Pool Oct. 12
 Referee —Natori, M. JAPAN
 Goal Judge —El Din, Y. E. U.A.R.
 —Phillips, C. B. AUSTRALA
 Time Keeper—Said, H. U.A.R.

Cap No.	Name	Position				Goals	P.T.	M.F.
		(1)	(2)	(3)	(4)			
1	Van Dorp, Anton Ludwig	*	*	*		0	0	0
2	Crawford, Ronald Emerson	*	*	*	*	3	0	0
3	Ashleigh, David Michael	*	*	*	*	2	0	0
4	McIlroy, Ned Leroy	*	*	*		0	0	0
5	McIlroy, Charles Raymond	*	*			0	0	0
6	Cole, Stanley Clark	*	*	*	*	0	0	0
7	Saari, Robert Paul	*	*	*	*	0	0	1
8	Drown, Daniel Hannon			*	*	2	0	0
9	McIlroy, Paul Robert					0	0	0
10	Whitney, Ralph John				*	0	0	0
11	Strasky, George Charles				*	0	0	0
Total						7	0	1

Cap No.	Name	Position				Goals	P.T.	M.F.
		(1)	(2)	(3)	(4)			
1	Daniel, Luiz	*	*	*	*	0	0	0
2	Cochrane Filho, Oswaldo	*	*			0	0	0
3	Pincioli Junior, Pedro	*	*	*	*	0	0	0
4	Grijo Filho, Adhemar	*	*	*	*	0	0	2
5	Kelly Dos Santos, Marvio	*	*	*		0	1	1
6	Szabo, Aladar	*	*		*	1	0	0
7	Goncalves Filho, Joao	*	*	*	*	0	0	1
8	Kesselring Carotini, P.			*	*	0	0	0
9	Kesselring Carotini, Ivo					0	0	0
10	Borges Nogueira, Ney			*		0	0	0
11	Stuart Bell, Rodney				*	0	0	1
Total						1	1	5

Goal Getters

Period	Time	Name
1st	1'47"	Crawford, Ronald Emerson
2nd	2'38"	Crawford, Ronald Emerson
3rd	1'49"	Crawford, Ronald Emerson
	2'16"	Ashleigh, David Michael
	4'16"	Ashleigh, David Michael
4th	3'14"	Drown, Daniel Hannon
	4'20"	Drown, Daniel Hannon

Period	Time	Name
4th	2'48"	Szabo, Aladar

Player Ordered from Water

Period	Time	Name
2nd	4'25"	Saari, Robert Paul

Period	Time	Name
1st	3'41"	Kelly Dos Santos, Marvio
2nd	4'25"	Grijo Filho, Adhemar
4th	3'02"	Stuart Bell, Rodney
	3'39"	Grijo Filho, Adhemar
	3'47"	Goncalves Filho, Joao

Match No. 20 First Round League Group C
 Time 10.00 **YUGOSLAVIA 8** (3—0) **0 BRAZIL**
 Weather—Fine (0—0)
 I. Temp.—24.0°C (4—0)
 W. Temp.—24.6°C (1—0)
 Leather Ball

Tokyo Metro. Indoor Swimming Pool Oct. 13
 Referee —El Din, Y. E. U.A.R.
 Goal Judge —Batalle, T. SPAIN
 —Wilson R. RHODESIA
 Time Keeper—Kim, Young Ho KOREA

Cap No.	Name	Position				Goals	P.T.	M.F.
		(1)	(2)	(3)	(4)			
1	Muskatirovic, Milan					0	0	0
2	Trumbic, Ivo	*	*	*	*	1	1	0
3	Rosio, Vinko	*		*	*	0	0	1
4	Simenc, Zlatko	*	*	*		2	0	0
5	Stanisic, Bozidar		*	*	*	1	0	0
6	Nardeli, Ante	*	*		*	1	1	0
7	Jankovic, Zoran	*		*		1	0	0
8	Sandic, Mirko	*		*		2	0	0
9	Nonkovic, Frane		*		*	0	0	0
10	Bonacic, Ozren		*		*	0	0	0
11	Stipanac, Karlo	*	*	*	*	0	0	0
Total						8	2	1

Cap No.	Name	Position				Goals	P.T.	M.F.
		(1)	(2)	(3)	(4)			
1	Daniel, Luiz	*	*	*	*	0	0	0
2	Cochrane Filho, Oswaldo	*	*	*	*	0	0	1
3	Kesselring Carotini, Ivo	*	*	*	*	0	0	0
4	Kesselring Carotini, P.	*	*	*	*	0	0	1
5	Pincioli Junior, Pedro	*	*	*	*	0	0	1
6	Szabo, Aladar	*	*	*	*	0	0	0
7	Goncalves Filho, Joao	*	*	*	*	0	0	1
8	Kelly Dos Santos, Marvio		*			0	0	0
9	Grijo Filho, Adhemar			*		0	0	0
10	Borges Nogueira, Ney				*	0	0	1
11	Stuart Bell, Rodney				*	0	0	0
Total						0	0	5

Goal Getters

Period	Time	Name
1st	0'30"	Sandic, Mirko
	2'40"	Sandic, Mirko
	4'44"	Nardeli, Ante
3rd	1'00"	Stanisic, Bozidar
	2'48"	Simenc, Zlatko
	4'09"	Jankovic, Zoran
	4'29"	Simenc, Zlatko
4th	4'27"	Trumbic, Ivo

None

Player Ordered from Water

Period	Time	Name
3rd	3'05"	Rosio, Vinko

Period	Time	Name
1st	2'39"	Cochrane Filho, Oswaldo
2nd	4'10"	Kesselring Carotini, P.
3rd	2'45"	Pincioli Junior, Pedro

Match No. 21 First Round League Group A

Time 11.10 **JAPAN 4** (1—1) **9 RUMANIA**
 Weather—Fine (2—3)
 I. Temp.—24.0°C (0—2)
 W. Temp.—24.6°C (1—3)

Tokyo Metro. Indoor Swimming Pool Oct. 13

Referee —De Kok, H. G. NETHLAND
 Goal Judge —Manguillot, M. SPAIN
 —El Din, Y. E. U.A.R.
 Time Keeper—Said, H. U.A.R.

Leather Ball

Cap No.	Name	Position				Goals	P.T.	M.F.	Cap No.	Name	Position				Goals	P.T.	M.F.		
		(1)	(2)	(3)	(4)					(1)	(2)	(3)	(4)						
1	Kato, Mineo	*	*	*	*	0	0	0	1	Stefanescu, Mircea	*	*	*	*	0	0	0		
2	Takeuchi, Kazuya	*	*	*	*	0	0	2	2	Grintescu, Anatolie	*	*	*	*	2	0	0		
3	Shimizu, Yoji	*	*	*	*	2	0	0	3	Zahan, Aurel	*	*	*	*	3	0	1		
4	Takagi, Hirotake	*	*	*	*	1	1	0	4	Szabo, Alexandru	*	*	*	*	1	0	0		
5	Fujimoto, Shigenobu	*	*	*	*	0	0	0	5	Kroner, Stefan	*	*	*	*	1	0	0		
6	Yokoyama, Takashi	*	*	*	*	1	1	1	6	Firoiu, Nicolae	*	*	*	*	1	0	0		
7	Arakawa, Hachiro	*	*	*	*	0	0	0	7	Novac, Gruia	*	*	*	*	0	0	0		
8	Aoyama, Reizo					0	0	0	8	Marculescu, Cornel	*	*	*	*	1	0	0		
9	Kuwahara, Shigeharu					0	0	0	9	Kuliniac, Iosif	*	*	*	*	0	0	2		
10	Satsuki, Keisuke		*			0	0	1	10	Lita, Cosma					0	0	0		
11	Iida, Norihide					0	0	0	11	Muresanu, Emil					0	0	0		
						Total	4	2	4							Total	9	0	3

Goal Getters

Period	Time	Name
1st	4'54"	Shimizu, Yoji
2nd	4'02"	Shimizu, Yoji
	4'46"	Yokoyama, Takashi
4th	4'59"	Takagi, Hirotake

Period	Time	Name
1st	3'35"	Marculescu, Cornel
2nd	0'44"	Kroner, Stefan
	1'33"	Zahan, Aurel
	2'23"	Grintescu, Anatolie
3rd	2'17"	Grintescu, Anatoile
	3'43"	Firoiu, Nicolae
4th	1'20"	Zahan, Aurel
	3'42"	Zahan, Aurel
	4'45"	Szabo, Alexandru

Player Ordered from Water

Period	Time	Name
1st	3'16"	Yokoyama, Takashi
	3'55"	Takeuchi, Kazuya
3rd	0'37"	Satsuki, Keisuke
4th	2'41"	Takeuchi, Kazuya

Period	Time	Name
1st	3'55"	Kuliniac, Iosif
3rd	0'37"	Kuliniac, Iosif
	2'48"	Zahan, Aurel

Match No. 22 First Round League Group B

Time 16.30 **AUSTRALIA 1** (0—1) **3 GERMANY**
 Weather—Cloudy (1—0)
 I. Temp.—23.5°C (0—2)
 W. Temp.—24.5°C (0—0)

Tokyo Metro. Indoor Swimming Pool Oct. 13

Referee —Angerhausen, C.H. BELGIUM
 Goal Judge —Woo, Cho Kin HONGKONG
 —Dirnweber, J. AUSTRIA
 Time Keeper—Natori, M. JAPAN

Leather Ball

Cap No.	Name	Position				Goals	P.T.	M.F.	Cap No.	Name	Position				Goals	P.T.	M.F.		
		(1)	(2)	(3)	(4)					(1)	(2)	(3)	(4)						
1	Withers, Michael Rodney	*	*	*	*	0	0	0	1	Mader, Heinz	*	*	*	*	0	0	0		
2	Hoad, Thomas Henry	*	*	*	*	0	0	0	2	Thiel, Jurgen	*	*	*	*	0	0	0		
3	Mills, Ian Alexander	*	*	*	*	1	0	0	3	Hohne, Hubert	*	*	*	*	0	0	0		
4	Peirce, Edward John	*	*	*	*	0	0	0	4	Ballerstedt, Siegfried	*	*	*	*	1	0	1		
5	Barnes, Nicol	*	*	*	*	0	0	0	5	Thiele, Edgar	*	*	*	*	0	0	0		
6	Wiegard, Leon Albert	*	*	*	*	0	0	1	6	Kluge, Jurgen	*	*	*	*	0	0	0		
7	Nunn, Leslie Ernest	*	*	*	*	0	0	0	7	Wittig, Heinz	*	*	*	*	0	0	0		
8	Hammond, Stanley R. A.	*	*	*	*	0	0	0	8	Vohs, Dieter	*	*	*	*	1	0	1		
9	McAtee, William Anthony	*	*	*	*	0	0	0	9	Schulze, Klaus	*	*	*	*	0	0	0		
10	Phillips, William J. B.	*	*	*	*	0	0	0	10	Schlenkrich, Klaus	*	*	*	*	1	0	0		
11	Samuel, Graeme Leslie	*	*	*	*	0	0	0	11	Schmidt, Peter	*	*	*	*	0	0	0		
						Total	1	0	1							Total	3	0	2

Goal Getters

Period	Time	Name
2nd	2'37"	Mills, Ian Alexander

Period	Time	Name
1st	2'02"	Ballerstedt, Siegfried
3rd	1'56"	Schlenkrich, Klaus
	2'30"	Vohs, Dieter

Player Ordered from Water

Period	Time	Name
3rd	0'34"	Wiegard, Leon Albert

Period	Time	Name
1st	4'18"	Ballerstedt, Siegfried
3rd	4'00"	Vohs, Dieter

Match No. 23 First Round League Group D

Tokyo Metro. Indoor Swimming Pool Oct. 13

 Time 17.40 U.A.R. 5 (1—2) 8 BELGIUM
 Weather—Cloudy (3—3)
 I. Temp.—23.5°C (1—2)
 W. Temp.—24.5°C (0—1)
 Leather Ball

 Referee —Costa, A. ITALY
 Goal Judge —Phillips, C. B. AUSTRALIA
 —Matsumoto, S. JAPAN
 Time Keeper—De Kok, H. G. NETHLAND

Cap No.	Name	Position				Goals	P.T.	M.F.
		(1)	(2)	(3)	(4)			
1	Kalil, Mohamed	*	*	*	*	0	0	0
2	Soliman, Mohamed	*	*	*	*	0	0	1
3	Elgamal, Hussein	*	*	*	*	1	0	3
4	Amin, Abdelrahman	*	*	*	*	2	1	1
5	Elmealem, Adel	*	*	*	*	0	0	0
6	Kourched, Hazem	*	*	*	*	1	0	4
7	Gamil, Ashraf	*	*	*	*	1	0	0
8	Elsayed, Sami	*	*	*	*	0	0	0
9	Amr, Mamdouh	*	*	*	*	0	0	0
10	Elkacheh, Kaled	*	*	*	*	0	0	0
11	Farag, Goubran	*	*	*	*	0	0	0
Total						5	1	9

Cap No.	Name	Position				Goals	P.T.	M.F.
		(1)	(2)	(3)	(4)			
1	De Hesselle, Bruno	*	*	*	*	0	0	0
2	D'Oosterlinck, Frank	*	*	*	*	2	0	1
3	De Wilde, Roger	*	*	*	*	2	0	1
4	Caufrier, Jacques	*	*	*	*	0	0	1
5	Laurent, Andre	*	*	*	*	0	0	0
6	De Vis, Karel	*	*	*	*	0	0	2
7	Dumont, Jose	*	*	*	*	4	1	0
8	Van Den Steen, Johan	*	*	*	*	0	0	0
9	Pickers, Leon	*	*	*	*	0	0	0
10	Stappers, Joseph	*	*	*	*	0	0	0
Total						8	1	5

Goal Getters

Period	Time	Name
1st	0'38"	Kourched, Hazem
2nd	0'34"	Kourched, Hazem
	2'44"	Gamil, Ashraf
	3'32"	Elgamal, Hussem
3rd	4'21"	Amin, Abdelrahman

Period	Time	Name
1st	1'28"	D'Oosterlinck, Frank
	2'23"	D'Oosterlinck, Frank
2nd	1'38"	Dumont, Jose
	2'59"	Dumont, Jose
	4'14"	Dumont, Jose
3rd	1'25"	De Wilde, Roger
	3'45"	De Wilde, Roger
4th	1'52"	Dumont, Jose

Player Ordered from Water

Period	Time	Name
1st	1'14"	Elgamal, Hussein
	1'45"	Kourched, Hazem
	2'08"	Amin, Abdelrahman
	2'11"	Elgamal, Hussein
2nd	3'17"	Elgamal, Hussein
	4'01"	Kourched, Hazem
3rd	0'36"	Kourched, Hazem
	4'37"	Kourched, Hazem

Period	Time	Name
1st	1'45"	De Wilde, Roger
	2'38"	D'Oosterlinck, Frank
2nd	0'12"	De Vis, Karel
	1'59"	De Vis, Karel

Match No. 24 First Round League Group C

Tokyo Metro. Indoor Swimming Pool Oct. 13

 Time 18.50 U.S.A. 4 (2—2) 6 NETHERLANDS
 Weather—Cloudy (0—3)
 I. Temp.—23.5°C (0—0)
 W. Temp.—24.5°C (2—1)
 Leather Ball

 Referee —Dirnweber, J. AUSTRIA
 Goal Judge —Fangero, W. GERMANY
 —Nicolaescu, N. RUMANIA
 Time Keeper—Prostiakov, N. U.S.S.R.

Cap No.	Name	Position				Goals	P.T.	M.F.
		(1)	(2)	(3)	(4)			
1	Van Dorp, Anton Ludwig	*	*	*	*	0	0	0
2	Crawford, Ronald Emerson	*	*	*	*	1	0	0
3	Ashleigh, David Michael	*	*	*	*	0	0	1
4	McIlroy, Ned Leroy	*	*	*	*	0	0	0
5	McIlroy, Charles Raymond	*	*	*	*	0	0	1
6	Cole, Stanley Clark	*	*	*	*	2	0	1
7	Saari, Robert Paul	*	*	*	*	1	0	0
8	Drown, Daniel Hannon	*	*	*	*	0	0	0
9	McIlroy, Paul Robert	*	*	*	*	0	0	0
10	Whitney, Ralph John	*	*	*	*	0	0	0
11	Stransky, George Charles	*	*	*	*	0	0	0
Total						4	0	3

Cap No.	Name	Position				Goals	P.T.	M.F.
		(1)	(2)	(3)	(4)			
1	Hermesen, Hendrik Willem	*	*	*	*	0	0	0
2	Leenards, Abraham C. W.	*	*	*	*	0	0	0
3	Van Spingelen, Willem	*	*	*	*	0	0	0
4	Wormgoor, Gerardus H.	*	*	*	*	0	0	2
5	Van Dorp, Alfred Carel	*	*	*	*	1	1	1
6	Vriend, Henri Gerard	*	*	*	*	2	0	0
7	Van Der Voet, Nicolaas M.	*	*	*	*	0	0	0
8	Vriend Willem Jan F.	*	*	*	*	2	1	0
9	Muller, Johan Arnoldus	*	*	*	*	1	0	0
10	Bultman, Jan Arend	*	*	*	*	0	0	0
11	Kniest, Lambertus G.	*	*	*	*	0	0	0
Total						6	2	3

Goal Getters

Period	Time	Name
1st	1'52"	Drown, Daniel Hannon
	3'58"	Crawford, Ronald Emerson
4th	0'50"	Cole, Stanley Clark
	4'41"	Saari, Robert Paul

Period	Time	Name
1st	1'08"	Van Dorp, Alfred Carel
	4'52"	Vriend, Henri Gerard
2nd	1'52"	Vriend, Willem Jan F.
	3'07"	Muller, Johan Arnoldus
	3'42"	Vriend, Willem Jan F.
4th	1'12"	Van Der Voet, Nicolaas M.

Player Ordered from Water

Period	Time	Name
2nd	2'51"	Cole, Stanley Clark

Period	Time	Name
1st	1'29"	Wormgoor, Gerardus H.
3rd	4'48"	Wormgoor, Gerardus H.
4th	4'08"	Van Dorp, Alfred Carel

Match No. 25 Semi-Final League C. D Group

Yoyogi National Gymnasium Oct. 14

Time 10.00 **HUNGARY 6** (3—0) **5 NETHERLANDS**
 Weather—Rainy (1—2)
 I. Temp.—26.0°C (1—1)
 W. Temp.—24.5°C (1—2)
 Leather Ball

Referee —Manguillot, M. SPAIN
 Goal Judge —Natori, M. JAPAN
 —Kotani, Y. JAPAN
 Time Keeper—Angerhausen, Ch. BELGIUM

Cap No.	Name	Position				Goals	P.T.	M.F.	Cap No.	Name	Position				Goals	P.T.	M.F.
		(1)	(2)	(3)	(4)						(1)	(2)	(3)	(4)			
1	Boros, Otto	*	*	*	*	0	0	0	1	Hermesen, Hendrik Willem	*	*	*	0	0	0	
2	Pocsik, Denes	*	*	*	*	1	0	0	2	Leenards, Abraham C. W.	*	*	*	0	0	1	
3	Mayer, Mihaly	*	*	*	*	0	0	0	3	Van Spingelen, Willem	*	*	*	0	0	0	
4	Felkai, Laszlo	*	*	*	*	0	0	0	4	Wormgoor, Gerardus H.	*	*	*	0	0	1	
5	Domotor, Zoltan	*	*	*	*	2	0	1	5	Van Dorp, Alfred Carel	*	*	*	0	0	0	
6	Rusoran, Peter	*	*	*	*	2	0	0	6	Vriend, Henri Gerard	*	*	*	1	0	0	
7	Karpati, Gyorgy	*	*	*	*	0	0	0	7	Van Der Voet, Nicolaas M.	*	*	*	3	0	1	
8	Gyarmati, Dezso	*	*	*	*	1	0	1	8	Vriend, Willem Jan F.	*	*	*	1	0	0	
9	Konrad II., Janos	*	*	*	*	0	0	0	9	Muller, Johan Arnoldus	*	*	*	0	0	0	
10	Kanizsa, Tivadar	*	*	*	*	0	0	2	10	Bultman, Jan Arend	*	*	*	0	0	0	
11	Ambrus, Miklos	*	*	*	*	0	0	0	11	Kniest, Lambertus G.	*	*	*	0	0	0	
Total						6	0	4	Total						5	0	3

Goal Getters

Period	Time	Name	Period	Time	Name
1st	0'42"	Domotor, Zoltan	2nd	1'45"	Van Der Voet, Nicolaas M.
	0'28"	Rusoran, Peter		3'52"	Van Der Voet, Nicolaas M.
	3'58"	Domotor, Zoltan	3rd	0'43"	Vriend, Henri Gerard
2'30"	Rusoran, Peter	4th		1'55"	Van Der Voet, Nicolaas M.
3rd	2'36"			Gyarmati, Dezso	4'14"
4th	3'26"	Pocsik, Denes			

Player Ordered from Water

Period	Time	Name	Period	Time	Name	
2nd	0'46"	Domotor, Zoltan	4th	2'12"	Leenards, Abraham C.W.	
	3rd	3'02"		Kanizsa, Tivadar	3'17"	Wormgoor, Gerardus H.
	4th	2'12"		Gyarmati, Dezso	4'37"	Van Der Voet, Nicolaas M.
	3'54"	Kanizsa, Tivadar				

Match No. 26 Semi-Final League C. D Group

Tokyo Metro. Indoor Swimming Pool Oct. 14

Time 13.00 **YUGOSLAVIA 6** (2—0) **2 BELGIUM**
 Weather—Rainy (2—1)
 I. Temp.—23.5°C (1—0)
 W. Temp.—24.5°C (1—1)
 Leather Ball

Referee —Segura, M. J. ARGENTINA
 Goal Judge —Woo, Cho, Kin HONGKONG
 —Brandt, T. HUNGARY
 Time Keeper—Batalle, T. SPAIN

Cap No.	Name	Position				Goals	P.T.	M.F.	Cap No.	Name	Position				Goals	P.T.	M.F.
		(1)	(2)	(3)	(4)						(1)	(2)	(3)	(4)			
1	Muskatirovic, Milan	*	*	*	*	0	0	0	1	De Hesselde, Bruno	*	*	*	*	0	0	0
2	Trumbic, Ivo	*	*	*	*	1	0	1	2	D'Oosterlinck, Frank	*	*	*	*	1	0	2
3	Rosio, Vinko	*	*	*	*	0	0	0	3	De Wilde, Roger	*	*	*	*	0	0	0
4	Simenc, Zlatko	*	*	*	*	1	0	0	4	Caufrier, Jacques	*	*	*	*	0	0	0
5	Stanisic, Bozidar	*	*	*	*	2	0	0	5	Laurent, Andre	*	*	*	*	0	0	1
6	Nardeli, Ante	*	*	*	*	1	1	0	6	De Vis, Karel	*	*	*	*	0	0	0
7	Jankovic, Zoran	*	*	*	*	1	0	0	7	Dumont, Jose	*	*	*	*	1	0	1
8	Sandic, Mirko	*	*	*	*	0	0	0	8	Van Den Steen, Johan	*	*	*	*	0	0	0
9	Nonkovic, Frane	*	*	*	*	0	0	1	9	Pickers, Leon	*	*	*	*	0	0	0
10	Bonacic, Ozren	*	*	*	*	0	0	1	10	Stappers, Joseph	*	*	*	*	0	0	0
11	Stipanic, Karlo	*	*	*	*	0	0	0	Total						2	0	4
Total						6	1	3	Total						2	0	4

Period	Time	Name	Period	Time	Name
1st	3'01"	Trumbic, Ivo	2nd	3'39"	Dumont, Jose
	3'51"	Simenc, Zlatko		4th	1'49"
	2nd	1'25"	Jankovic, Zoran		
3'25"	Stanisic, Bozidar				
3rd	2'52"	Nardeli, Ante			
4th	3'35"	Stanisic, Bozidar			

Player Ordered from Water

Period	Time	Name	Period	Time	Name	
4th	1'02"	Trumbic, Ivo	1st	2'41"	Laurent, Andre	
	1'30"	Nonkovic, Frane		2nd	2'24"	Caufrier, Jacques
	4'30"	Bonacic, Ozren		3rd	2'34"	D'Oosterlinck, Frank
			4th	1'02"	Dumont, Jose	

Match No. 27 Semi-Final League A. B GroupTime 14.16 **ITALY 0 (0—1) 2 U.S.S.R.**

Weather—Rainy (0—1)

I. Temp.—23.5°C (0—0)

W. Temp.—24.5°C (0—0)

Leather Ball

Cap No.	Name	Position				Goals	P.T.	M.F.
		(1)	(2)	(3)	(4)			
1	Rossi, Dante	*	*	*	*	0	0	0
2	D'Altrui, Giuseppe	*	*	*	*	0	0	1
3	Pizzo, Eraldo	*	*	*	*	0	0	0
4	Lonzi, Gianni	*	*	*	*	0	0	2
5	Lavoratori, Franco				*	0	0	0
6	Bardi, Danio					0	0	0
7	Parmegiani, Rosario		*	*		0	0	1
8	Cevasco, Mario	*	*	*		0	0	0
9	Dennerlein, Federico	*	*	*	*	0	0	0
10	Guerrini, Giancarlo	*				0	0	0
11	Spinola, Alberto				*	0	0	0
Total						0	0	4

Tokyo Metro. Indoor Swimming Pool Oct. 14

Referee —Natori, M. JAPAN

Goal Judge —Phillips, C. B. AUSTRALA

—Matsumoto, S. JAPAN

Time Keeper—Said, H. U.A.R.

Cap No.	Name	Position				Goals	P.T.	M.F.
		(1)	(2)	(3)	(4)			
1	Grabovsky, Igor	*	*	*	*	0	0	0
2	Kuznetsov, Vladimir	*		*	*	0	0	0
3	Grishin, Boris		*	*	*	0	0	0
4	Popov, Boris	*	*		*	0	0	1
5	Kalashnikov, Nikolay	*	*			0	0	1
6	Bortkevich, Zenon	*		*	*	0	0	1
7	Kuznetsov, Nicolay	*		*		1	1	0
8	Semionov, Vladimir	*	*	*	*	1	0	1
9	Ageev, Victor	*	*			0	0	0
10	Osipov, Leonid	*	*		*	0	0	0
11	Yegorov, Eduard					0	0	0
Total						2	1	4

Goal Getters

None	Period	Time	Name
	2nd	2'00"	Semionov, Vladimir

Player Ordered from Water

Period	Time	Name	Period	Time	Name
	2'53"	Lonzi, Gianni	3rd	2'28"	Bortkevich, Zenon
4th	2'42"	D'Altrui, Giuseppe	4th	2'42"	Semionov, Vladimir
				3'42"	Popov, Boris

Match No. 28 Semi-Final League A. B GroupTime 15.20 **RUMANIA 5 (0—0) 4 GERMANY**

Weather—Rainy (1—1)

I. Temp.—23.5°C (2—0)

W. Temp.—24.5°C (2—3)

Leather Ball

Cap No.	Name	Position				Goals	P.T.	M.F.
		(1)	(2)	(3)	(4)			
1	Stefanescu, Mircea	*	*	*	*	0	0	0
2	Grintescu, Anatolie	*	*	*	*	0	0	2
3	Zahan, Aurel	*	*	*	*	0	0	1
4	Szabo, Alexandru	*	*	*	*	1	0	0
5	Kroner, Stefan	*	*		*	1	0	0
6	Firoiu, Nicolae			*	*	1	0	0
7	Novac, Gruia					0	0	0
8	Marculescu, Cornel	*	*	*		1	0	0
9	Kuliniac, Iosif	*	*	*	*	1	0	0
10	Lita, Cosma					0	0	0
11	Muresanu, Emil					0	0	0
Total						5	0	3

Tokyo Metro. Indoor Swimming Pool Oct. 14

Referee —Bauwens, J. BELGIUM

Goal Judge —Phillips, C. B. AUSTRALA

—Batalle, T. SPAIN

Time Keeper—Kim, Young-Ho. KOREA

Cap No.	Name	Position				Goals	P.T.	M.F.
		(1)	(2)	(3)	(4)			
1	Mader, Heinz	*	*			0	0	0
2	Thiele, Edgar			*	*	1	0	0
3	Hohne, Hubert	*	*			0	0	1
4	Ballerstedt, Siegfried	*		*	*	0	0	0
5	Thiel, Jurgen	*	*	*	*	1	1	0
6	Vohs, Dieter	*	*	*	*	1	0	0
7	Schulze, Klaus			*		0	0	0
8	Kluge, Jurgen	*	*		*	0	0	1
9	Schlenkrich, Klaus		*	*		0	0	0
10	Wittig, Heinz	*	*		*	1	0	2
11	Schmidt, Peter			*	*	0	0	0
Total						4	1	4

Goal Getters

Period	Time	Name	Period	Time	Name
3rd	2'55"	Szabo, Alexandru	4th	1'15"	Wittig, Heinz
	3'26"	Marculescu, Cornel		3'46"	Thiele, Edgar
4th	1'38"	Kuliniac, Iosif		4'55"	Thiel, Jurgen
	4'35"	Firoiu, Nicolae			

Player Ordered from Water

Period	Time	Name	Period	Time	Name
4th	1'46"	Zahan, Aurel	2nd	4'20"	Kluge, Jurgen
	4'54"	Grintescu, Anatolie	4th	1'28"	Wittig, Heinz
				4'13"	Wittig, Heinz

Match No. 29 Semi-Final League A. B Group

Time 13.00 **ITALY 2** (0—0) **1 GERMANY**
 Weather—Fine (0—0)
 I. Temp.—24.0°C (1—0)
 W. Temp.—24.3°C (1—1)
 Leather Ball

Tokyo Metro. Indoor Swimming Pool Oct. 15

Referee —De Kok, H. G. NETHLAND
 Goal Judge —Said, H. U.A.R.
 —Natori, M. JAPAN
 Time Keeper—Brandi, J. HUNGARY

Cap No.	Name	Position				Goals	P.T.	M.F.	Cap No.	Name	Position				Goals	P.T.	M.F.		
		(1)	(2)	(3)	(4)						(1)	(2)	(3)	(4)					
1	Rossi, Dante	*	*	*	*	0	0	0	1	Schmidt, Peter	*	*	*	*	0	0	0		
2	D'Altrui, Giuseppe	*	*	*	*	0	0	0	2	Schlenkrich, Klaus				*	1	0	0		
3	Pizzo, Eraldo	*	*	*	*	0	0	1	3	Kluge, Jurgen	*	*	*	*	0	0	0		
4	Lonzi, Gianni	*	*	*	*	0	0	0	4	Ballerstedt, Siegfried	*	*	*	*	0	0	2		
5	Lavoratori, Franco	*	*	*	*	0	0	2	5	Thiel, Jurgen	*	*	*	*	0	0	0		
6	Bardi, Danio			*		0	0	0	6	Hohne, Hubert	*	*	*	*	0	0	0		
7	Parmegiani, Rosario		*			0	0	0	7	Thiele, Edgar		*	*	*	0	0	0		
8	Cevasco, Mario	*	*		*	1	0	0	8	Vohs, Dieter	*	*	*	*	0	0	0		
9	Spinola, Alberto			*		1	0	0	9	Wittig, Heinz	*			*	0	0	0		
10	Guerrini, Giancarlo	*			*	0	0	0	10	Schulze, Klaus				*	0	0	0		
11	Merello, Engenio					0	0	0	11	Mader, Heinz					0	0	0		
						Total	2	0	3							Total	1	0	2

Goal Getters

Period Time Name
 3rd 3'44" Spinola, Alberto
 4th 2'32" Cevasco, Mario

Period Time Name
 4th 1'51" Schlenkrich, Klaus

Player Ordered from Water

Period Time Name
 1st 2'42" Lavoratori, Franco
 4th 0'54" Lavoratori, Franco
 1'13" Pizzo, Eraldo

Period Time Name
 1st 2'42" Thiel, Jurgen
 4th 0'54" Thiel, Jurgen

Match No. 30 Semi-Final League A. B Group

Time 14.10 **U.S.S.R. 2** (0—0) **2 RUMANIA**
 Weather—Fine (1—1)
 I. Temp.—24.0°C (1—0)
 W. Temp.—24.3°C (0—1)
 Leather Ball

Tokyo Metro. Indoor Swimming Pool Oct. 15

Referee —Manguillot, M. SPAIN
 Goal Judge —De Kok, H. G. NETHLAND
 —Kotani, Y. JAPAN
 Time Keeper—Chan, Kam Fui HONGKONG

Cap No.	Name	Position				Goals	P.T.	M.F.	Cap No.	Name	Position				Goals	P.T.	M.F.		
		(1)	(2)	(3)	(4)						(1)	(2)	(3)	(4)					
1	Grabovsk, Igor	*	*	*	*	0	0	0	1	Stefanescu, Mircea	*	*	*	*	0	0	0		
2	Kuznetsov, Vladimir	*		*	*	0	0	0	2	Grintescu, Anatolie	*	*	*	*	0	0	0		
3	Grishin, Boris		*	*	*	0	0	0	3	Zahan, Aure	*	*	*	*	2	0	2		
4	Popov, Boris	*	*			0	0	0	4	Szabo, Alexandru	*	*	*	*	0	0	1		
5	Kalashnikov, Nikolay	*	*			1	0	1	5	Kroner, Stefan	*	*	*	*	0	0	0		
6	Bortkevich, Zenon	*		*	*	0	0	0	6	Firoiu, Nicolae	*	*	*	*	0	0	0		
7	Kuznetsov, Nicolay	*				0	0	0	7	Novac, Gruia				*	0	0	0		
8	Semionov, Vladimir		*	*	*	0	0	0	8	Marculescu, Cornel				*	0	0	0		
9	Ageev, Victor		*	*	*	1	0	1	9	Kuliniac, Iosif	*	*	*	*	0	0	1		
10	Osipov, Leonid	*	*	*	*	0	0	1	10	Lita, Cosma					0	0	0		
11	Yegorov, Eduard					0	0	0	11	Muresanu, Emil					0	0	0		
						Total	2	0	3							Total	2	0	4

Goal Getters

Period Time Name
 2nd 3'50" Kalashnikov, Nikolay
 3rd 2'18" Ageev, Victor

Period Time Name
 2nd 0'58" Zahan, Aurel
 4th 4'00" Zahan, Aurel

Player Ordered from Water

Period Time Name
 1st 4'25" Kalashnikov, Nikolay
 2nd 4'59" Osipov, Leonid
 4th 1'43" Ageev, Victor

Period Time Name
 2nd 2'18" Zahan, Aurel
 4'59" Szabo, Alexandru
 3rd 2'05" Zahan, Aurel
 4th 1'18" Kuliniac, Iosif

Match No. 31 Semi-Final League C. D Group
 Time 15.20 **NETHERLANDS 7 (3—2) 5 BELGIUM**
 Weather—Fine (2—1)
 I. Temp.—24.0°C (0—1)
 W. Temp.—24.3°C (2—1)
 Leather Ball

Tokyo Metro. Indoor Swimming Pool Oct. 15
 Referee —Fangero, W. GERMANY
 Goal Judge —Semenov, E. U.S.S.R.
 —Nicolaescu, N. RUMANIA
 Time Keeper—Batalle, T. SPAIN

Cap No.	Name	Position (1) (2) (3) (4)	Goals	P.T.	M.F.	Cap No.	Name	Position (1) (2) (3) (4)	Goals	P.T.	M.F.
1	Hermesen, Hendrik Willem	* *	0	0	1	1	De Hesselde, Bruno	* * * *	0	0	0
2	Leenards, Abraham C. W.	* * * *	1	0	1	2	D'Oosterlinck, Frank	* * * *	1	0	1
3	Van Spingelen, Willem	* * * *	0	0	3	3	De Wilde, Roger	* * * *	0	0	1
4	Wormgoor, Gerardus H.	* * * *	0	0	1	4	Caufrier, Jacques	* * * *	0	0	1
5	Van Dorp, Alfred Care	* * * *	2	0	0	5	Laurent, Andre	* * * *	0	0	0
6	Vriend, Henri Gerard	* * * *	1	0	1	6	De Vis, Karel	* * * *	1	0	0
7	Van Der Voet, Nicolaas M.	* * * *	3	0	0	7	Dumont, Jose	* * * *	1	1	2
8	Vriend, Willem Jan F.	* * * *	0	0	0	8	Van Den Steen, Johan	* * * *	0	0	0
9	Muller, Johan Arnoldus	* * * *	0	0	0	9	Pickers, Leon	* * * *	2	0	1
10	Bultman, Jan Arend	* * * *	0	0	2	10	Stappers, Joseph	* * * *	0	0	0
11	Kniest, Lambertus G.	* * * *	0	0	0						
Total			7	0	9	Total			5	1	6

Goal Getters

Period	Time	Name	Period	Time	Name
1st	0'39"	Leenards, Abraham C. W.	1st	1'54"	Pickers, Leon
	1'34"	Vriend, Henri Gerard		2'48"	Pickers, Leon
	4'29"	Van Dorp, Alfred Carel	2nd	3'01"	De Vis, Karel
2nd	0'36"	Van Der Voet, Nicolaas M.	3rd	1'48"	D'Oosterlinck, Frank
	4'13"	Van Der Voet, Nicolaas M.	4th	1'45"	Dumont, Jose
4th	0'48"	Van Der Voet, Nicolaas M.			
	2'29"	Van Dorp Alfred Carel			

Player Ordered from Water

Period	Time	Name	Period	Time	Name
1st	1'47"	Wormgoor, Gerardus H.	1st	0'29"	Pickers, Leon
	2'29"	Hermesen, Hendrik Willem		4'55"	De Wilde, Roger
2nd	0'53"	Bultmano, Jan Arend	2nd	1'04"	Caufrier, Jacques
	4'37"	Van Spingelen, Willem		4'37"	Dumont, Jose
	4'09"	Bultman, Jan Arend	3rd	4'01"	Dumont, Jose
3rd	0'30"	Vriend, Henri Gerard		4'36"	D'Oosterlinck, Frank
	4'01"	Van Spingelen, Willem			
	4'36"	Leenards, Abraham C. W.			

Match No. 32 Semi-Final League C. D Group
 Time 19.20 **YUGOSLAVIA 4 (3—0) 4 HUNGARY**
 Weather—Fine (0—3)
 I. Temp.—26.0°C (1—0)
 W. Temp.—24.5°C (0—1)
 Leather Ball

Yoyogi National Gymnasium Oct. 15
 Referee —Dirnweber, J. AUSTRIA
 Goal Judge —Batalle, T. SPAIN
 —Phillips, C. B. AUSTRALIA
 Time Keeper—Segura, M. J. ARGENTIN

Cap No.	Name	Position (1) (2) (3) (4)	Goals	P.T.	M.F.	Cap No.	Name	Position (1) (2) (3) (4)	Goals	P.T.	M.F.
1	Muskatirovic, Milan	* * * *	0	0	0	1	Boros, Otto	* * * *	0	0	0
2	Trumbic, Ivo	* * * *	0	0	0	2	Mayer, Mihaly	* * * *	0	0	1
3	Rosio, Vinko	* * * *	1	0	0	3	Felkai, Laszlo	* * * *	1	0	1
4	Simenc, Zlatko	* * * *	0	0	0	4	Domotor, Zoltan	* * * *	0	0	2
5	Stanisic, Bozidar	* * * *	1	0	1	5	Konrad II., Janos	* * * *	0	0	1
6	Nardeli, Ante	* * * *	0	0	0	6	Gyarmati, Dezso	* * * *	0	0	1
7	Jankovic, Zoran	* * * *	0	0	0	7	Karpati, Gyorgy	* * * *	2	1	1
8	Sandic, Mirko	* * * *	2	1	4	8	Rusoran, Peter	* * * *	1	1	0
9	Nonkovic, Frane	* * * *	0	0	0	9	Bodnar, Andras	* * * *	0	0	0
10	Bonacic, Ozren	* * * *	0	0	0	10	Kanizsa, Tivadar	* * * *	0	0	0
11	Trumbic, Ivo	* * * *	0	0	2	11	Pocsik, Denes	* * * *	0	0	0
Total			4	1	7	Total			4	2	7

Goal Getters

Period	Time	Name	Period	Time	Name
1st	1'29"	Sandic, Mirko	2nd	1'09"	Felkai, Laszlo
	3'38"	Rosio, Vinko		3'03"	Karpati, Gyorgy
	4'41"	Stanisic, Bozidar		4'19"	Karpati, Gyorgy
3rd	2'35"	Sandic, Mirko	4th	4'35"	Rusoran Peter

Player Ordered from Water

Period	Time	Name	Period	Time	Name
1st	3'57"	Sandic, Mirko	1st	3'57"	Gyarmati, Dezso
2nd	0'51"	Sandic, Mirko		4'13"	Domotor, Zoltan
	1'41"	Sandic, Mirko	3rd	1'14"	Mayer, Mihaly
	2'44"	Rosio, Vinko		3'58"	Konrad II., Janos
3rd	3'58"	Sandic, Mirko	4th	3'09"	Domotor, Zoltan
4th	4'13"	Trumbic, Ivo		4'13"	Karpati, Gyorgy

Match No. 33 Final League for 1-4 Places
 Time 13.00 **ITALY** 1 (0-0) **3 HUNGARY**
 Weather—Fine (1-0)
 I. Temp.—24.0°C (0-2)
 W. Temp.—24.5°C (0-1)
 Leather Ball

Tokyo Metro. Indoor Swimming Pool Oct. 17
 Referee —Manguillot, M. SPAIN
 Goal Judge —Kotani, Y. JAPAN
 —De Kok, H. G. NETHLAND
 Time Keeper—Angerhausen, C. H. BELGIUM

Cap No.	Name	Position				Goals	P.T.	M.F.	Cap No.	Name	Position				Goals	P.T.	M.F.
		(1)	(2)	(3)	(4)						(1)	(2)	(3)	(4)			
1	Rossi, Dante	*	*	*	*	0	0	0	1	Ambrus, Miklos	*	*	*	*	0	0	0
2	D'Altrui, Giuseppe	*	*	*	*	0	0	0	2	Felkai, Laszlo	*	*	*	*	0	0	0
3	Pizzo, Eraldo	*	*	*	*	0	0	1	3	Konrad II., Janos	*	*	*	*	0	0	0
4	Lonzi, Gianni	*	*	*	*	0	0	1	4	Domotor, Zoltan	*	*	*	*	1	0	2
5	Lavoratori, Franco		*	*	*	0	0	0	5	Kanizsa, Tivadar	*	*	*	*	0	1	0
6	Bardi, Danio	*			*	0	0	0	6	Ruforan, Peter	*	*	*	*	1	1	0
7	Parmegiani, Rosario	*		*	*	0	0	1	7	Karpati, Gyorgy	*	*	*	*	0	0	1
8	Cevasco, Mario	*	*		*	1	0	0	8	Mayer, Mihaly					0	0	0
9	Spinola, Alberto		*	*	*	0	0	0	9	Gyarmati, Dezso					0	0	0
10	Guerrini, Giancarlo				*	0	0	0	10	Bodnar, Andras		*	*	*	1	0	0
11	Merello, Eugenio				*	0	0	0	11	Pocsik, Denes				*	0	0	0
					Total	1	0	3						Total	3	2	3

Goal Getters

Period Time Name
 2nd 1'12" Cevasco, Mario

Period Time Name
 3rd 0'59" Bodnar, Andras
 3'43" Rusoran, Peter
 4th 2'52" Domotor, Zoltan

Player Ordered from Water

Period Time Name
 2nd 4'28" Lonzi, Gianni

Period Time Name
 2nd 0'44" Domotor, Zoltan
 2'24" Karpati, Gyorgy
 4th 3'49" Domotor, Zoltan

Match No. 34 Final League for 5-8 Places
 Time 14.10 **RUMANIA** 6 (2-0) **1 NETHERLANDS**
 Weather—Fine (1-1)
 I. Temp.—24.0°C (1-0)
 W. Temp.—24.5°C (2-0)
 Leather Ball

Tokyo Metro. Indoor Swimming pool Oct. 17
 Refree —Bauwens, J. BELGIUM
 Goal Judge —Manguillot, M. SPAIN
 —Matsumoto, S. JAPAN
 Time Keeper—Batalle, T. SPAIN

Cap No.	Name	Position				Goals	P.T.	M.F.	Cap No.	Name	Position				Goals	P.T.	M.F.
		(1)	(2)	(3)	(4)						(1)	(2)	(3)	(4)			
1	Stefanescu, Mircea	*	*	*	*	0	0	0	1	Hermesen, Hendrik Willem	*	*	*	*	0	0	0
2	Grintescu, Anatolie	*	*	*	*	1	0	0	2	Leenards, Abraham C. W.	*	*	*	*	0	0	0
3	Zahan, Aurel				*	0	0	0	3	Van Spingelen, Willem	*	*	*	*	0	0	0
4	Szabo, Alexandru	*	*	*	*	1	0	2	4	Wormgoor, Gerardus H.	*	*	*	*	0	0	0
5	Kroner, Stefan	*	*	*	*	0	0	0	5	Van Dorp, Alfred Carel	*	*	*	*	0	0	0
6	Firoiu, Nicolae	*	*	*	*	1	0	0	6	Vriend, Henri Gerard	*	*	*	*	0	0	0
7	Novac, Gruia				*	0	0	0	7	Van Der Voet, Nicolaas M.	*	*	*	*	0	0	0
8	Marculescu, Cornel	*	*	*	*	3	0	0	8	Vriend, Willem Jan F.	*	*	*	*	1	0	0
9	Kuliniac, Iosif	*	*	*	*	0	0	0	9	Muller, Johan Arnoldus		*	*	*	0	0	1
10	Lita, Cosma				*	0	0	0	10	Bultman, Jan Arend				*	0	0	0
11	Muresanu, Emil				*	0	0	0	11	Kniest, Lambertus G.		*	*	*	0	0	0
					Total	6	0	2						Total	1	0	1

Goal Getters

Period Time Name
 1st 3'08" Grintescu, Anatolie
 4'55" Szabo, Alexandru
 2nd 1'42" Firoiu, Nicolae
 3rd 3'28" Marculescu, Cornel
 4th 3'01" Marculescu, Cornel
 4'57" Marculescu, Cornel

Period Time Name
 2nd 4'10" Vriend, Willem Jan F.

Player Ordered from Water

Period Time Name
 1st 1'40" Szabo, Alexandru
 3rd 4'12" Szabo, Alexandru

Period Time Name
 3rd 4'29" Muller, Johan Arnoldus

Match No. 35 Final League for 5-8 Places
 Time 15.20 **GERMANY 5** (0-1) **3 BELGIUM**
 Weather—Fine (1-1)
 I. Temp.—24.0°C (1-1)
 W. Temp.—24.5°C (3-0)
 Leather Ball

Tokyo Metro. Indoor Swimming Pool Oct. 17
 Referee —Brandi, J. HUNGARY
 Goal Judge —Nicolaescu, N. RUMANIA
 —Dragan RUMANIA
 Time Keeper—Said, H. U.A.R.

Cap No.	Name	Position				Goals	P.T.	M.F.	Cap No.	Name	Position				Goals	P.T.	M.F.		
		(1)	(2)	(3)	(4)					(1)	(2)	(3)	(4)						
1	Mader, Heinz	*	*	*	*	0	0	0	1	De Hesselle, Bruno	*	*	*	*	0	0	0		
2	Thiel, Jurgen	*	*	*	*	3	0	0	2	D'Oosterlinck, Frank	*	*	*	*	0	0	1		
3	Hohne, Hubert	*	*	*		0	0	1	3	De Wilde, Roger	*	*	*	*	2	1	0		
4	Ballerstedt, Siegfried	*	*		*	0	0	1	4	Caufrier, Jacques	*	*	*	*	0	0	1		
5	Thiele, Edgar	*	*			0	0	1	5	Laurent, Andre	*	*		*	0	0	2		
6	Kluge, Jurgen	*	*	*	*	0	0	1	6	De Vis, Karel	*	*		*	0	0	0		
7	Vohs, Dieter	*	*	*	*	2	0	1	7	Dumont, Jose	*	*		*	1	0	0		
8	Schulze, Klaus			*	*	0	0	1	8	Van Den Steen, Johan		*	*		0	0	0		
9	Schlenkrich, Klaus			*	*	0	0	2	9	Pickers, Leon	*				0	0	0		
10	Schmidt, Peter					0	0	0	10	Stappers, Joseph		*	*		0	0	1		
						Total	5	0	8							Total	3	1	5

Goal Getters

Period	Time	Name
2nd	1'50"	Thiel, Jurgen
3rd	1'38"	Thiel, Jurgen
4th	0'34"	Thiel, Jurgen
	2'10"	Vohs, Dieter
	4'53"	Vohs, Dieter

Period	Time	Name
1st	3'38"	De wilde, Roger
2nd	2'21"	Dumont, Jose
3rd	3'28"	De Wilde, Roger

Player Ordered from Water

Period	Time	Name
1st	4'38"	Kluge, Jurgen
2nd	1'48"	Vohs, Dieter
	2'03"	Hohne, Hubert
3rd	0'46"	Schulze, Klaus
	1'53"	Schlenkrich, Klaus
4th	2'25"	Schlenkrich, Klaus
	4'35"	Ballerstedt, Siegfried

Period	Time	Name
1st	4'03"	D'Oosterlinck, Frank
2nd	2'03"	Laurent, Andre
3rd	0'46"	Caufrier, Jacques
	4'58"	Stappers, Joseph
4th	4'35"	Laurent, Andre

Match No. 36 Final League for 1-4 Places
 Time 19.30 **YUGOSLAVIA 2** (0-0) **0 U.S.S.R.**
 Weather—Fine (0-0)
 I. Temp.—26.5°C (2-0)
 W. Temp.—24.5°C (0-0)
 Leather Ball

Yoyogi National Gymnasium Oct. 17
 Referee —Fuchs, A. BELGIUM
 Goal Judge —Batalle, T. SPAIN
 —Natori, M. JAPAN
 Time Keeper—Phillips, C. B. AUSTRALA

Cap No.	Name	Position				Goals	P.T.	M.F.	Cap No.	Name	Position				Goals	P.T.	M.F.		
		(1)	(2)	(3)	(4)					(1)	(2)	(3)	(4)						
1	Muskatirovic, Milan	*	*	*	*	0	0	0	1	Grabovsky, Igor	*	*	*	*	0	0	0		
2	Trumbic, Ivo	*	*	*	*	0	0	0	2	Kuznetsov, Vladimir	*	*	*	*	0	0	0		
3	Rosio, Vinko	*	*		*	0	0	0	3	Grishin, Boris		*	*	*	0	0	0		
4	Simenc, Zlatko	*	*	*	*	0	0	0	4	Popov, Boris	*	*			0	0	0		
5	Stanisic, Bozidar		*	*	*	0	0	1	5	Kalashnikov, Nikolay	*	*		*	0	0	0		
6	Nardeli, Ante	*	*			0	0	0	6	Bortkevich, Zenon	*				0	0	0		
7	Jankovic, Zoran	*		*		2	1	0	7	Kuznetsov, Nicolay	*	*	*	*	0	0	0		
8	Sandic, Mirko	*	*	*	*	0	0	1	8	Semionov, Vladimir	*	*	*	*	0	0	1		
9	Nonkovic, Frane					0	0	0	9	Ageev, Victor		*	*	*	0	0	1		
10	Bonacic, Ozren		*	*		0	0	2	10	Osipov, Leonid	*	*	*	*	0	0	1		
11	Stipanic, Karlo					0	0	0	11	Yegorov, Eduard					0	0	0		
						Total	2	1	4							Total	0	0	3

Goal Getters

Period	Time	Name
3rd	1'59"	Jankovic, Zoran
	4'35"	Jankovic, Zoran

None

Player Ordered from Water

Period	Time	Name
1st	0'33"	Sandic, Mirko
2nd	2'27"	Stanisic, Bozidar
3rd	4'22"	Bonacic, Ozren
4th	2'40"	Bonacic, Ozren

Period	Time	Name
1st	0'33"	Osipov, Leonid
2nd	2'27"	Ageev, Victor
3rd	4'22"	Semionov, Vladimir

Match No. 37 Final League for 1-4 Places

Time 13.00 **ITALY** 1 (0-1) **2 YUGOSLAVIA**
 Weather—Rainy (0-1)
 I. Temp.—22.0°C (0-0)
 W. Temp.—24.4°C (1-0)

Leather Ball

Cap No.	Name	Position				Goals	P.T.	M.F.	Cap No.	Name	Position				Goals	P.T.	M.F.		
		(1)	(2)	(3)	(4)					(1)	(2)	(3)	(4)						
1	Rossi, Dante	*	*	*	*	0	0	0	1	Muskatirovic, Milan	*	*	*	*	0	0	0		
2	D'Altrui, Giuseppe	*	*	*	*	0	0	0	2	Trumbic, Ivo	*	*	*	*	0	0	1		
3	Pizzo, Eraldo	*	*	*	*	0	0	0	3	Rosio, Vinko	*	*			0	0	0		
4	Lonzi, Gianni	*	*	*	*	0	0	1	4	Simenc, Zlatko	*	*	*		0	0	0		
5	Lavoratori, Franco	*	*	*		0	0	0	5	Stanisic, Bozidar	*	*	*	*	0	0	0		
6	Bardi, Danio					0	0	0	6	Nardeli, Ante	*	*	*	*	0	0	0		
7	Parmegrani, Rosario	*	*	*	*	0	0	1	7	Jankovic, Zoran	*	*	*	*	1	0	1		
8	Cevasco, Mario	*	*	*	*	0	0	0	8	Sandic, Mirko	*	*	*	*	1	0	1		
9	Spinola, Alberto			*	*	1	0	0	9	Nonkovic, Frane					0	0	0		
10	Guerrini, Giancarlo					0	0	0	10	Bonacic, Ozren					0	0	0		
11	Merello, Eugenio					0	0	0	11	Stipanac, Karlo					0	0	0		
						Total	1	0	2							Total	2	0	3

Goal Getters

Period Time Name
 4th 4'52" Spinola, Alberto

Period Time Name
 1st 2'52" Jankovic, Zoran
 2nd 2'25" Sandic, Mirko

Player Ordered from Water

Period Time Name
 2nd 2'04" Lonzi Gianni
 4'48" Parmegrani, Rosario

Period Time Name
 2nd 4'48" Jankovic, Zoran
 4th 2'12" Trumbic, Ivo
 4'58" Sandic, Mirko

Match No. 38 Final League for 5-8 Places

Time 13.50 **RUMANIA** 3 (0-1) **5 BELGIUM**
 Weather—Rainy (1-1)
 I. Temp.—22.0°C (0-1)
 W. Temp.—24.4°C (2-2)

Leather Ball

Tokyo Metro. Indoor Swimming Pool Oct. 18

Referee —Segura, M. J. ARGENTINA
 Goal Judge —Chan, Kam Fui HONGKONG
 —Fangero, W. GERMANY
 Time Keeper—Natori, M, JAPAN

Cap No.	Name	Position				Goals	P.T.	M.F.	Cap No.	Name	Position				Goals	P.T.	M.F.		
		(1)	(2)	(3)	(4)					(1)	(2)	(3)	(4)						
1	Stefanescu, Mircea	*	*	*	*	0	0	0	1	De Hesselle, Bruno	*	*	*	*	0	0	0		
2	Grintescu, Anatolie	*	*	*	*	1	0	0	2	D'Oosterlinck, Frank	*	*	*	*	0	0	0		
3	Zahan, Aure					0	0	0	3	De Wilde, Roger	*	*	*	*	0	0	0		
4	Szabo, Alexankru	*	*	*	*	0	0	4	Caufrier, Jacques	*	*	*	*	0	0	3			
5	Kroner, Stefan	*	*	*	*	0	1	0	5	Laurent, Andre	*	*			1	0	0		
6	Firoiu, Nicolae	*	*	*	*	1	0	1	6	De Vis, Karel		*			1	0	1		
7	Novac, Gruia				*	0	0	0	7	Dumont, Jose	*	*		*	2	1	1		
8	Marculescu, Cornel	*	*	*	*	1	0	0	8	Van Den Steen, Johan	*	*	*	*	0	0	2		
9	Kuliniac, Iosif	*	*	*	*	0	0	1	9	Pickers, Leon	*	*	*	*	1	0	0		
10	Lita, Cosma					0	0	0	10	Stappers, Joseph					0	0	0		
11	Muresanu, Emil					0	0	0							Total	5	1	7	
						Total	3	1	6							Total	5	1	7

Goal Getters

Period Time Name
 2nd 3'56" Marculescu, Cornel
 4th 0'50" Grintescu, Anatolie
 2'08" Firoiu, Nicolae

Period Time Name
 1st 0'32" Dumont, Jose
 2nd 2'33" De Vis, Karel
 3rd 0'56" Laurent, Andre
 4th 1'26" Pickers, Leon
 2'35" Dumont, Jose

Player Ordered from Water

Period Time Name
 1st 2'12" Kuliniac, Iosif
 2'43" Szabo, Alexandru
 2nd 3'47" Firoiu, Nicolae
 4'35" Szabo, Alexandru
 3rd 3'31' Szabo, Alexandru

Period Time Name
 1st 0'58" Caufrier, Jacques
 2nd 3'41" Dumont, Jose
 3rd 3'49" De Vis, Karel
 2'25" Caufrier, Jacques
 2'25" Dumont, Jose
 4th 1'56" Van Den Steen, Johan

Match No. 39 Final League for 5-8 Places

Time 14.40 **GERMANY 5** (0-1) **4 NETHERLANDS**
 Weather—Rainy (2-0)
 I. Temp.—22.0°C (0-1)
 W. Temp.—24.4°C (3-2)
 Leather Ball

Tokyo Metro. Indoor Swimming Pool Oct. 18

Referee —Prostiakov, N. U.S.S.R.
 Goal Judge —Segura, M. J. ARGENTIN
 —Kim, Young Ho KOREA
 Time Keeper—El Din, Y. E. U.A.R.

Cap No.	Name	Position				Goals	P.T.	M.F.	Cap No.	Name	Position				Goals	P.T.	M.F.
		(1)	(2)	(3)	(4)					(1)	(2)	(3)	(4)				
1	Schmidt, Peter	*	*	*	*	0	0	0	1	Hermesen, Hendrik Willem			*	*	0	0	0
2	Hohne, Hubert	*	*		*	0	0	0	2	Leenards, Abraham C. W.	*	*	*	*	1	0	1
3	Ballerstedt, Siegfried	*	*	*		0	0	0	3	Van Spingelen, Willem	*	*	*		0	0	0
4	Thiele, Edgar	*			*	0	0	1	4	Wormgoor, Gerardus H.	*	*	*	*	0	0	0
5	Schulze, Klaus			*	*	1	0	0	5	Van Dorp, Alfred Carel	*	*	*	*	0	0	0
6	Thiel, Jurgen	*	*	*	*	0	0	0	6	Vriend, Henri Gerard			*	*	0	0	0
7	Schlenkrich, Klaus		*	*	*	1	0	0	7	Van Der Voet, Nicolaas M.	*		*	*	2	0	1
8	Vohs, Dieter	*	*	*	*	3	0	0	8	Vriend, Willem Jan F.	*	*	*	*	1	0	2
9	Kluge, Jurgen	*	*	*		0	0	2	9	Muller, Johan Arnoldus			*		0	0	0
									10	Bultman, Jan Arend					0	0	0
11	Mader, Heinz					0	0	0	11	Kniest, Lambertus G.	*	*			0	0	0
						Total	5	0	3					Total	4	0	4

Goal Getters

Period	Time	Name	Period	Time	Name
2nd	0'30"	Schlenkrich, Klaus	1st	2'26"	Vriend, Willem Jan F.
	4'18"	Vohs, Dieter	3rd	2'05"	Van Der Voet, Nicolaas M.
4th	1'00"	Vohs, Dieter	4th	1'30"	Leenards, Abraham C. W.
	1'44"	Schulze, Klaus		4'23"	Van Der Voet, Nicolaas M.
	2'42"	Vohs, Dieter			

Player Ordered from Water

Period	Time	Name	Period	Time	Name
1st	1'21"	Kluge, Jurgen	1st	1'21"	Leenards, Abraham C.W.
3rd	1'40"	Kluge, Jurgen		3'38"	Vriend, Willem Jan F.
4th	3'08"	Thiele, Edgar	3rd	3'58"	Vriend, Willem Jan F.
			4th	2'11"	Van Der Voet, Nicolaas M.

Match No. 40 Final League for 1-4 Places

Time 16.00 **U.S.S.R. 2** (0-1) **5 HUNGARY**
 Weather—Rainy (2-0)
 I. Temp.—24.0°C (0-1)
 W. Temp.—24.5°C (0-3)
 Leather Ball

Yoyogi National Gymnasium Oct. 18

Referee —Batalle, T. SPAIN
 Goal Judge —Angerhausen, C. H. BELGIUM
 —Bauwens, J. BELGIUM
 Time Keeper—Fuchs, A. BELGIUM

Cap No.	Name	Position				Goals	P.T.	M.F.	Cap No.	Name	Position				Goals	P.T.	M.F.
		(1)	(2)	(3)	(4)					(1)	(2)	(3)	(4)				
1	Grabovsky, Igor	*	*	*	*	0	0	0	1	Ambrus, Miklos	*	*	*	*	0	0	0
2	Kuznetsov, Vladimir	*	*		*	0	0	0	2	Felkai, Laszlo	*	*	*	*	2	0	0
3	Grishin, Boris	*	*	*	*	0	0	0	3	Konrad II., Janos	*	*	*	*	0	0	1
4	Popov, Boris	*	*	*	*	0	0	2	4	Domotor, Zoltan	*	*	*	*	2	1	1
5	Kalashnikov, Nikolay	*	*	*		1	0	2	5	Kanizsa, Tivadar	*	*		*	0	0	1
6	Bortkevich, Zenon	*		*		0	0	0	6	Rusoran, Peter	*	*	*	*	1	1	0
7	Kuznetsov, Nicolay	*		*	*	0	0	1	7	Karpati, Gyorgy	*	*	*		0	0	1
8	Semionov, Vladimir					0	0	0	8	Gyarmati, Dezso					0	0	0
9	Ageev, Victor		*	*	*	1	0	1	9	Pocsik, Denes					0	0	0
10	Osipov, Leonid	*	*		*	0	0	1	10	Mayer, Mihaly					0	0	0
11	Yegorov, Eduard					0	0	0	11	Bodnar, Andras			*	*	0	0	0
						Total	2	0	7					Total	5	2	4

Goal Getters

Period	Time	Name	Period	Time	Name
2nd	2'54"	Ageev, Victor	1st	2'18"	Rusoran, Peter
	3'47"	Kalashnikov, Nikolay	3rd	2'38"	Felkai, Laszlo
			4th	1'05"	Felkai, Laszlo
				3'06"	Domotor, Zoltan
				3'33"	Domotor, Zoltan

Player Ordered from Water

Period	Time	Name	Period	Time	Name
3rd	2'19"	Kalashnikov, Nikolay	1st	3'42"	Domotor, Zoltan
	4'50"	Popov, Boris	2nd	3'36"	Karpati, Gyorgy
4th	2'42"	Osipov, Leonid	4th	2'42"	Konard II., Janos
	3'12"	Popov, Boris		3'49"	Kanizsa, Tivadar
	3'49"	Kuznetsov, Nicolay			



Yachting

International Yacht Racing Union

President Peter Scott

Vice-President

Jan Loeff

Henry S. Morgan

Secretary F. P. Osborne

Technical Delegate attached to O. C.

Ozawa, Kichitaro

Japan Yachting Association

President Yamagata, Katsumi

Vice-President

Oda, Chimaki

Ozawa, Kichitaro

Ueda, Kenjiro

Hon. Secretary

Wada, Kinnosuke

Members of the 1964 International

Jury

President Peter Scott

Vice-President

F. Gregg Bemis

Niels Benzon

Members Ernst-Oscar Ahlers

Bruno Bianchi

The Count of Caria

Beppe Croce

Frederik Horn

Jean Peytel

Sekiya Kensai

J. C. Soderhjelm

G. Sambrooke Sturgess

E. Stutterheim

George R. Hinman

International Technical Adviser

James McGruer

Vernon Foster

Schedule

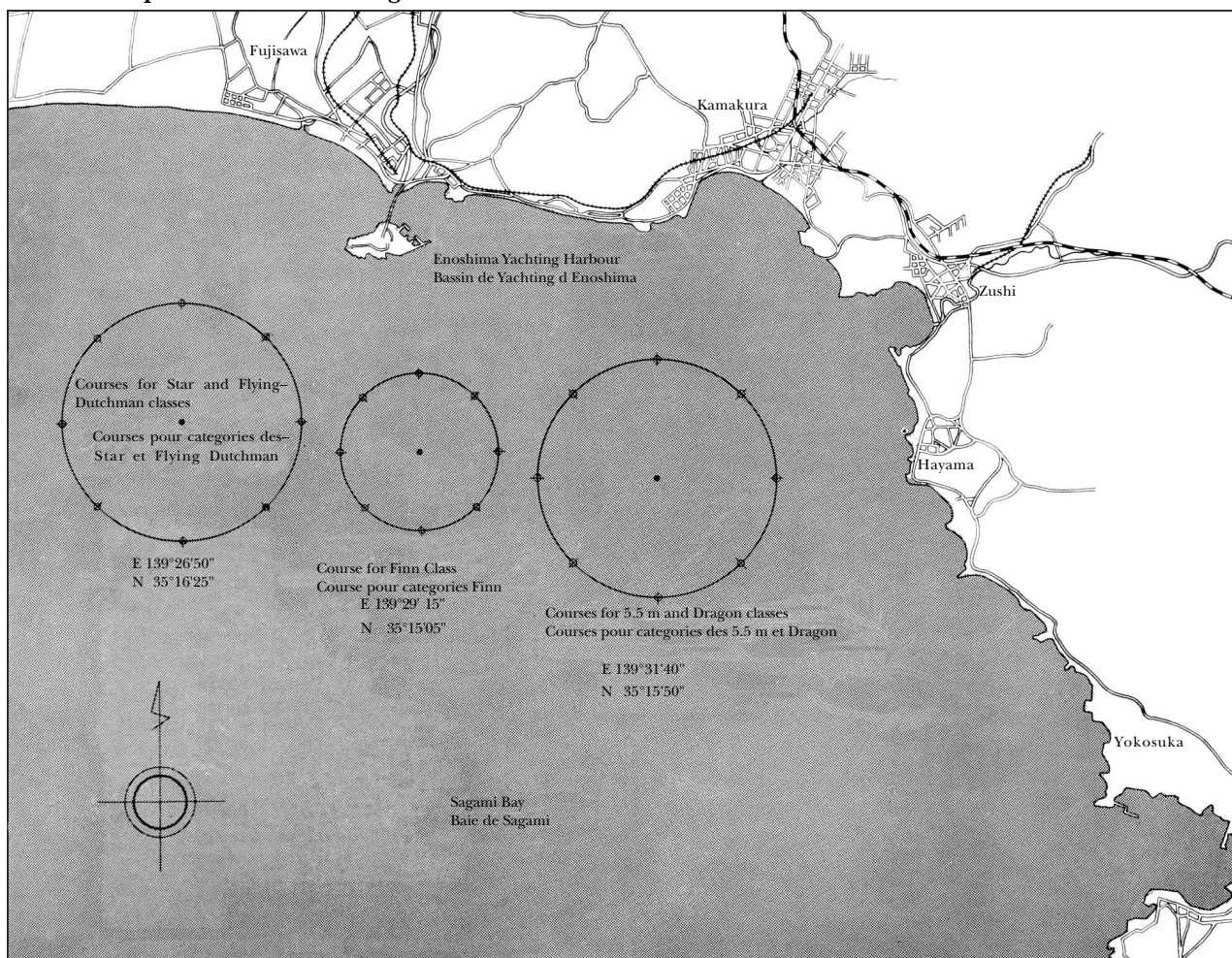
Oct. 12th (Mon.)	1st Race	Oct. 18th (Sun.)	Reserved Day
13th (Tue.)	2nd Race	19th (Mon.)	5th Race
14th (Wed.)	3rd Race	20th (Tue.)	6th Race
15th (Thur.)	4th Race	21st (Wed.)	7th Race
16th (Fri.)	Reserved Day	22nd (Thur.)	Reserved Day
17th (Sat.)	Reserved Day	23rd (Fri.)	Reserved Day

Starting Time on Each Day

5.5 m Class	11.00
Dragon Class	11.10
Star Class	11.10
Flying Dutchman Class	11.00
Finn Class	11.00

Yachting Race Area

Aire des Epreuves de Yachting



International 5.5 m Class

Sail Letters	Country	Helmsman-Crew	Yacht's Name
KA-14	AUSTRALA	W. H. Northam P. J. O'Donnell J. F. R. Sargeant	Barrenjoey
BA-1	BAHAMA	R. H. Symonette L. F. Ramsay P. A. Knowles	John B
KG-58	CANADA	S. A. McDonald J. D. Woodward G. B. Skinner	State VI
D-11	DENMARK	W. E. Berntsen A. C. C. Lassen P. Holm	Web III
L-24	FINLAND	J. E. Gullichsen K. P. Fazer J. R. Salovaara	Chaje II
G-12	GERMANY	F. Kopperschmidt H. Reich E. Wagner	Subbnboana
K-12	BRITAIN	R. A. Aisher E. Denham A. Jardine	Yeoman XII
I-42	ITALY	A. Straulino B. Petronio M. Minervin	Grifone
J-1	JAPAN	F. Matsumoto M. Yoshida T. Hagiwara	Roy
MX-1	MEXICO	V. De La Lama I. Belausteguigoitia L. Aguilar	Xolotl
N-27	NORWAY	H. Crown Prince E. Johannessen S. Foyen	Fram III
S-37	SWEDEN	L. E. V. Thorn S. H. Stork A. E. Karlsson	Rush VII
Z-45	SWITZ	P. Ramelet R. M. E. Rouge J. E. M. Graul	Alain IV
US-50	U.S.A.	J. J. McNamara Jr. F. P. Scully Jr. J. L. Batchelder	Bingo
SR-1	U.S.S.R.	K. Alexandrov K. Melgunov V. Zamotaikin	Druzhba

GO-37	GERMANY	P. Ahrendt U. Mense W. Lorenz	Mutafo
K-381	BRITAIN	E. M. Parry J. D. Harris P. J. C. Reade	Andromeda
GR-18	GREECE	O. Eskitzoglou G. Zaimis T. Magoulas	Proteus II
KH-1	HONGKONG	J. Park B. W. Turnbull P. P. J. Coope	Phoenix
IR-2	IRELAND	E. J. Kelliher R. G. D'Alton H. Maguire	Akatonbo
I-21	ITALY	S. Sorrentino S. Furlan A. Pelaschiar	Argeste
KJ-4	JAMAICA	B. G. Kirkconnell E. Taylor S. M. Henriques	Miss Nippon IV
J-15	JAPAN	S. Tanamachi T. Funaoka T. Hiuro	Miss Nippon V
MX-1	MEXICO	M. De La Lama E. Prieto Lopez J. Frias	Acipactli
H-191	NETHLAND	W. P. Van Duyl J. M. Jongkind H. J. Scholtz	Barco Deloro
N-236	NORWAY	M. Skaugen K. Bengtson E. N. Ly	Monica
PH-1	PHILPINS	F. Preysler J. Villarreal F. Juntereal	Kalayaan
P-20	PORTUGAL	F. P. B. Joaquim G. Q. Eduardo C. R. F. Carlos	Grifo IV
S-210	SWEDEN	B. G. Kaiser Son A. Settergren S. J. R. Holm	Kuling
TH-4	THAILAND	Prince Bira Princess Bira P. Areerob	Linglom
US-219	U.S.A.	L. O. North C. S. Rogers R. B. Deaver	Aphrodite
SR-1	U.S.S.R.	Y. Sharvin V. Nikolin L. Alexeev	Olen

International Dragon Class

Sail Letters	Country	Helmsman-Crew	Yacht's Name
A-34	ARGENTIN	J. A. Salas Chaves J. A. Del Rio R. R. Rivademar	Tango
KA-90	AUSTRALA	G. H. Drane I. M. Quartermain J. M. Coon	Cambria
BA-1	BAHAMAS	G. K. Kelly B. T. Kelly R. B. Eardley	Guanahani
KB-2	BERMUDA	E. K. Cooper E. S. Simmons C. P. Soares	Oleander XII
KC-101	CANADA	E. Botterell L. A. Watters J. J. MacBrien	Serendipity
D-166	DENMARK	O. V. H. Berntsen C. R. Von Bulow O. Poulsen	White Lady

International Star Class

Sail Letters	Country	Helmsman-Crew	Yacht's Name
A-4582	ARGENTIN	R. G. Sieburger A. Pekelharing	Rampage
KA-3922	AUSTRALA	M. W. Visser T. A. Owens	Maryke
BA-4789	BAHAMAS	D. R. Knowles C. G. Cooke	Gem
BL-3910	BRAZIL	H. Herchel Adler L. C. Peixote De Lima Ramos	Clementine V
CA-4143	CAMBODIA	D. An T. Kim	Gyoshu II
KC-4736	CANADA	D. Miller W. West	Glisten
L-4779	FINLAND	P. J. Tallberg H. J. Tallberg	Squid III

G-4871	GERMANY	B. Splieth M. A. K. Meyer	Bellatrix XIII
I-4484	ITALY	L. Croce L. Saidelli	Umberta V
J-4332	JAPAN	M. Ishii T. Okubo	Mita II
MX-4858	MEXICO	C. Braniff A. Gerard	Nausikaa 4
P-3870	PORTUGAL	M. A. B. Duarte P. C. B. Fernando	Faneca
S-4704	SWEDEN	P. H. Pettersson H. B. Sundstrom	Humbug V
Z-4627	SWITZ	H. R. Bryner U. Bucher	Ali-Baba IX
US-4841	U.S.A.	R. I. Stearns L. A. Williams III	Glider
SR-4773	U.S.S.R.	T. Pinegin F. Shutkov	Taifun
V-4906	VENEZULA	C. O. Daniel F. S. Juan	Espuma Del Mar

International Flying Dutchman Class

Sail Letters	Country	Helmsman-Crew	Yacht's Name
KA-95	AUSTRALA	J. G. Dawe I. C. Winter	Diablo
OE-100	AUSTRIA	K. Geiger W. Fischer	Brigantia
BL-24	BRAZIL	K. Hendriksen J. Roderbourg	Vento Sul
KC-41	CANADA	R. A. Lennox P. Henderson	Syndi
D-10	DENMARK	O. E. G. Petersen H. M. Fogh	"Miss Denmark 1964"
F-50	FRANCE	M. Buffet A. Lehoerff	Pigoule
GO-92	GERMANY	E. Reschwamm D. Gedde	Tantalus
K-93	BRITAIN	F. K. Musto A. W. C. Morgan	Lady C
I-311	ITALY	M. Capio M. Sartori	Aldebaran
J-7	JAPAN	Y. Tagami K. Matsuda	Riccar
MX-58	MEXICO	A. Serrano S. Gonzalez Karg	Tlaloc
H-187	NETHLAND	G. Verhagen N. P. De Jong	Daisy
KZ-22	NZEALAND	E. L. Wells H. O. L. Pedersen	Pandora
N-15	NORWAY	E. Koefoed H. P. Mehren	Lucky
KR-184	RHODESIA	A. D. Butler A. J. Crossley	Peri II
S-40	SWEDEN	L. G. Call S. L. Kall	Hayama
Z-83	SWITZ	J. P. Renevier M. S. R. Buzzi	Pousse-Moi Pas VII
KT-4	TRI-TBAG	R. H. D. Barrow C. H. Barrow	Firebird II
TK-6	TURKEY	E. Arsal M. Akdurak	—
US-600	U.S.A.	H. C. Melges Jr. W. B. Bentsen	Widgeon
SR-1	U.S.S.R.	V. Pilchin A. Shelkovnikov	Almaz

International Finn Class

Sail Letters	Country	Helmsman-Crew	Yacht's Name
A-1	ARGENTIN	R. M. Boneo	
KA-18	AUSTRALA	C. S. Ryrie	
OE-31	AUSTRIA	H. Raudaschl	
B-2	BELGIUM	A. Nelis	
KB-19	BERMUDA	J. C. Hooper	
BL-4	BRAZIL	J. Bruder	
CA-5	CAMBODIA	K. S. Touch	
KC-20	CANADA	B. Kirby	
CZ-6	CZECHSLV	M. Vejvoda	
D-7	DENMARK	H. N. Wind	
F-9	FRANCE	G. Devillard	
G(GO)-10	GERMANY	W. Kuhweide B. Dehmel	
K-17	BRITAIN	B. L. Saffery-Cooper	
GR-11	GREECE	P. Koulingas	
KH-21	HONGKONG	A. Stevens	
M-28	HUNGARY	G. Finaczy	
IR-15	IRELAND	J. P. A. Hooper	
J-16	JAPAN	T. Yamada	
KK-23	KENYA	P. Cooke	
MX-29	MEXICO	F. Ortiz Monasterio	
H-12	NETHLAND	H. Willems	
KZ-26	NZEALAND	P. G. Mander	
N-30	NORWAY	P. Jordbakke	
P-32	PORTUGAL	T. P. S. O. Helder	
PR-34	P. RICO	J. R. Torruellas	
KR-24	RHODESIA	M. McFadden	
E-8	SPAIN	J. Olabarri	
S-36	SWEDEN	B. A. Jacobson	
TH-38	THAILAND	R. Kanjanavanit	
TK-39	TURKEY	H. Kakis	
US-40	U.S.A.	P. J. Barrett	
SR-37	U.S.S.R.	A. Chuchelov	
V-41	VENEZULA	B. H. Karsten	

5.5 m 15 crews

Previous Olympic Winners

	Helmsman-Crew	Country	Yacht's Name
1952		U.S.A.	Complex II
1956	L. Thorn	SWEDEN	Rush V
	H. Karlsson		
	S. Stork		
1960	George D. O'Day	U.S.A.	Minotaur
	James H. Hunt		
	David J. Smith		

3rd Race Start 11.00 Oct. 14.

Place	Country	Sail No.	Time	Points
1	U.S.A.	US-50	2°03'52"	1277
2	AUSTRALA	KA-14	2°05'25"	976
3	ITALY	I-42	2°10'35"	800
4	SWEDEN	S-37	2°11'02"	675
5	CANADA	KC-58	2°11'22"	578
6	GERMANY	G-12	2°11'31"	499
7	NORWAY	N-27	2°11'43"	432
8	BRITAIN	K-12	2°11'57"	374
9	FINLAND	L-24	2°12'08"	323
10	U.S.S.R.	SR-1	2°12'23"	277
11	BAHAMAS	BA-1	2°12'50"	236
12	DENMARK	D-11	2°12'59"	198
13	SWITZ	Z-45	2°14'04"	163
14	JAPAN	J-1	2°15'31"	131
15	MEXICO	MX-1	2°17'21"	101

Weather—Cloudy Wind—12.0 m N
Tide—0.2 knots ESE
Water Temp—21.0°C

1st Race Start 12.00 Oct. 12.

Place	Country	Sail No.	Time	Points
1	AUSTRALA	KA-14	2°09'29"	1277
2	ITALY	I-42	2°10'13"	976
3	SWITZ	Z-45	2°11'25"	800
4	SWEDEN	S-37	2°12'43"	675
5	DENMARK	D-11	2°12'51"	578
6	FINLAND	L-24	2°12'52"	499
7	NORWAY	N-27	2°14'39"	432
8	BRITAIN	K-12	2°14'58"	374
9	BAHAMAS	BA-1	2°15'13"	323
10	U.S.A.	US-50	2°15'40"	277
11	U.S.S.R.	SR-1	2°16'44"	236
12	JAPAN	J-1	2°16'49"	198
13	CANADA	KC-58	2°17'43"	163
14	GERMANY	G-12	2°18'25"	131
15	MEXICO	MX-1	2°21'21"	101

Weather—Cloudy Wind—0.4 m ENE
Tide—0.5 knots E
Water Temp—23.0°C

4th Race Start 11.00 Oct. 15.

Place	Country	Sail No.	Time	Points
1	AUSTRALA	KA-14	2°00'51"	1277
2	NORWAY	N-27	2°01'01"	976
3	BAHAMAS	BA-1	2°01'32"	800
4	SWEDEN	S-37	2°01'50"	675
5	FINLAND	L-24	2°04'02"	578
6	U.S.A.	US-50	2°05'24"	499
7	U.S.S.R.	SR-1	2°05'25"	432
8	BRITAIN	K-12	2°05'31"	374
9	CANADA	KC-58	2°06'25"	323
10	DENMARK	D-11	2°06'28"	277
11	ITALY	I-42	2°07'22"	236
12	JAPAN	J-1	2°10'27"	198
13	MEXICO	MX-1	2°10'51"	163
—	GERMANY	G-12	Ret	101
—	SWITZ	Z-45	Dsq	0

Weather—Fine Wind—8.0 m N
Tide—0.7 knots E
Water Temp—21.0°C

2nd Race Start 11.00 Oct. 13.

Place	Country	Sail No.	Time	Points
1	U.S.A.	US-50	2°24'16"	1277
2	ITALY	I-42	2°34'31"	976
3	CANADA	KC-58	2°35'21"	800
4	SWEDEN	S-37	2°37'26"	675
5	FINLAND	L-24	2°38'13"	578
6	AUSTRALA	KA-14	2°38'52"	499
7	DENMARK	D-11	2°39'27"	432
8	GERMANY	G-12	2°39'55"	374
9	NORWAY	N-27	2°40'00"	323
10	BRITAIN	K-12	2°40'34"	277
11	U.S.S.R.	SR-1	2°41'46"	217
12	JAPAN	J-1	2°41'46"	217
13	BAHAMAS	BA-1	2°43'32"	163
14	MEXICO	MX-1	2°52'20"	131
—	SWITZ	Z-45	Dnf	101

Weather—Cloudy Wind—5.5 m NNE
Tide—0.3 knots SE
Water Temp—22.0°C

5th Race Start 11.00 Oct. 19.

Place	Country	Sail No.	Time	Points
1	SWEDEN	S-37	2°04'30"	1277
2	U.S.A.	US-50	2°04'34"	976
3	BAHAMAS	BA-1	2°04'41"	800
4	GERMANY	G-12	2°04'54"	675
5	FINLAND	L-24	2°05'52"	578
6	BRITAIN	K-12	2°06'30"	499
7	ITALY	I-42	2°06'44"	432
8	DENMARK	D-11	2°06'47"	374
9	CANADA	KC-58	2°07'00"	323
10	NORWAY	N-27	2°07'10"	277
11	SWITZ	Z-45	2°07'56"	236
12	U.S.S.R.	SR-1	2°09'42"	198
13	JAPAN	J-1	2°10'49"	163
14	MEXICO	MX-1	2°15'50"	131
—	AUSTRALA	KA-14	Ret	101

Weather—Fine Wind—12.0 m NNE
Tide—0.2 knots SSE
Water Temp—20.0°C

6th Race Start 11.00 Oct. 20.					7th Race Start 11.00 Oct. 21.				
Place	Country	Sail No.	Time	Points	Place	Country	Sail No.	Time	Points
1	AUSTRALA	KA-14	2°11'45"	1277	1	SWEDEN	S-37	2°12'45"	1277
2	ITALY	I-42	2°12'13"	976	2	SWITZ	Z-45	2°12'56"	976
3	U.S.A.	US-50	2°12'15"	800	3	GERMANY	G-12	2°13'17"	800
4	SWEDEN	S-37	2°12'46"	675	4	AUSTRALA	KA-14	2°13'56"	675
5	GERMANY	G-12	2°13'10"	578	5	ITALY	I-42	2°14'48"	578
6	BRITAIN	K-12	2°13'14"	499	6	CANADA	KC-58	2°15'14"	499
7	CANADA	KC-58	2°13'19"	432	7	FINLAND	L-24	2°16'04"	432
8	FINLAND	L-24	2°13'20"	374	8	NORWAY	N-27	2°16'22"	374
9	NORWAY	N-27	2°13'35"	323	9	BRITAIN	K-12	2°16'25"	323
10	BAHAMAS	BA-1	2°14'11"	277	10	BAHAMAS	BA-1	2°16'28"	277
11	U.S.S.R.	SR-1	2°14'13"	236	11	DENMARK	D-11	2°17'06"	236
12	SWITZ	Z-45	2°14'16"	198	12	U.S.S.R.	SR-1	2°17'38"	198
13	DENMARK	D-11	2°14'47"	163	13	JAPAN	J-1	2°18'50"	163
14	JAPAN	J-1	2°18'43"	131	14	MEXICO	MX-1	2°20'04"	131
15	MEXICO	MX-1	2°20'59"	101	—	U.S.A.	US-50	Ret	101

Weather—Cloudy Wind—4.5 m N Tide—0.3 knots NE Water Temp—21.1°C

Weather—Cloudy Wind—11.0 m S Tide—0.1 knots SW Water Temp—21.0°C

5.5 m Class Final Result

Place	Country	Sail No.	1	2	Race 3	Points and Place 4	5	6	7	Total of Best Six
1	AUSTRALA	KA-14	1 1277	6 499	2 976	1 1277	— 101	1 1277	4 675	5981
2	SWEDEN	S-37	4 675	4 675	4 675	4 675	1 1277	4 675	1 1277	5254
3	U.S.A.	US-50	10 277	1 1277	1 1277	6 499	2 976	3 800	— 101	5106
4	ITALY	I-42	2 976	2 976	3 800	11 236	7 432	2 976	5 578	4738
5	GERMANY	G-12	14 131	8 374	6 499	— 101	4 675	5 578	3 800	3057
6	FINLAND	L-24	6 499	5 578	9 323	5 578	5 578	8 374	7 432	3039
7	CANADA	KC-58	13 163	3 800	5 578	9 323	9 323	7 432	6 499	2955
8	NORWAY	N-27	7 432	9 323	7 432	2 976	10 277	9 323	8 374	2860
9	BAHAMAS	BA-1	9 323	13 163	11 236	3 800	3 800	10 277	10 277	2713
10	SWITZ	Z-45	3 800	— 101	13 163	— 0	11 236	12 198	2 976	2474
11	BRITAIN	K-12	8 374	10 277	8 374	8 374	6 499	6 499	9 323	2443
12	DENMARK	D-11	5 578	7 432	12 198	10 277	8 374	13 163	11 236	2095
13	U.S.S.R.	SR-1	11 236	11 217	10 277	7 432	12 198	11 236	12 198	1596
14	JAPAN	J-1	12 198	11 217	14 131	12 198	13 163	14 131	13 163	1070
15	MEXICO	MX-1	15 101	14 131	15 101	13 163	14 131	15 101	14 131	758

5.5 m class winners—Les vainqueurs de la catégorie 5.5m ① AUSTRALA ② SWEDEN ③ U.S.A.



Dragon 23 crews**Previous Olympic Winners**

	Helmsman-Crew	Country	Yacht's Name
1952		NORWAY	Pan
1956	F. Bohlin	SWEDEN	Slaghoken
	B. Palmquist		
	L. Wikstrom		
1960	H. R. H. Prince		
	Constantine	GREECE	Nirefs
	Odysseus Eskitzoglou		
	Georges Zaimis		

2nd Race		Start	11.30	Oct. 13.		
Place	Country	Sail No.	Time	Points		
1	BRITAIN	K-381	3°13'46"	1463		
2	GREECE	GR-18	3°14'41"	1162		
3	ARGENTIN	A-34	3°15'51"	986		
4	CANADA	KC-101	3°17'38"	861		
5	U.S.A.	US-219	3°18'28"	764		
6	SWEDEN	S-210	3°19'07"	685		
7	MEXICO	MX-1	3°19'52"	618		
8	BERMUDA	KB-2	3°20'17"	560		
9	U.S.S.R.	SR-1	3°21'33"	508		
10	GERMANY	GO-37	3°21'43"	463		
11	ITALY	I-21	3°23'11"	421		
12	AUSTRALA	KA-90	3°24'22"	384		
13	BAHAMAS	BA-1	3°24'27"	349		
14	NORWAY	N-236	3°24'34"	317		
15	PHILPINS	PH-1	3°24'39"	287		
16	DENMARK	D-166	3°24'52"	259		
17	HONGKONG	KH-1	3°27'06"	232		
18	JAPAN	J-15	3°27'20"	207		
19	PORTUGAL	P-20	3°27'58"	184		
20	IRELAND	IR-2	3°28'11"	162		
21	NETHLAND	H-191	3°28'22"	141		
22	THAILAND	TH-4	3°31'15"	120		
23	JAMAICA	KJ-4	3°32'37"	101		

Weather—Cloudy Wind—5.5 m NNE
 Tide—0.3 knots SE
 Water Temp—22.0°C

1st Race		Start	12.10	Oct. 12		
Place	Country	Sail No.	Time	Points		
1	DENMARK	D-166	2°25'45"	1463		
2	ITALY	I-21	2°26'37"	1162		
3	U.S.A.	US-219	2°27'08"	986		
4	CANADA	KG-101	2°28'41"	861		
5	BRITAIN	K-381	2°29'23"	764		
6	U.S.S.R.	SR-1	2°30'31"	685		
7	ARGENTIN	A-34	2°30'47"	618		
8	GERMANY	GO-37	2°31'42"	560		
9	AUSTRALA	KA-90	2°32'00"	508		
10	PORTUGAL	P-20	2°32'02"	463		
11	NORWAY	N-236	2°32'11"	421		
12	NETHLAND	H-191	2°33'03"	384		
13	GREECE	GR-18	2°33'12"	349		
14	SWEDEN	S-210	2°33'52"	317		
15	HONGKONG	KH-1	2°34'51"	287		
16	BAHAMAS	BA-1	2°35'05"	259		
17	JAPAN	J-15	2°35'23"	232		
18	IRELAND	IR-2	2°36'29"	207		
19	BERMUDA	KB-2	2°39'34"	184		
20	THAILAND	TH-4	2°40'28"	162		
21	PHILPINS	PH-1	2°41'12"	141		
22	JAMAICA	KJ-4	2°49'13"	120		
—	MEXICO	MX-1	Ret	101		

Weather—Cloudy Wind—0.4 m ENE
 Tide—0.5 knots E
 Water Temp—23.0°C

3rd Race		Start	11.10	Oct. 14.		
Place	Country	Sail No.	Time	Points		
1	U.S.A.	US-219	2°17'58"	1463		
2	U.S.S.R.	SR-1	2°19'02"	1162		
3	ITALY	I-21	2°19'07"	986		
4	DENMARK	D-166	2°19'56"	861		
5	BERMUDA	KB-2	2°20'14"	764		
6	AUSTRALA	KA-90	2°20'37"	685		
7	GERMANY	GO-37	2°21'10"	618		
8	NETHLAND	H-191	2°22'06"	560		
9	BRITAIN	K-381	2°22'32"	508		
10	GREECE	GR-18	2°22'39"	463		
11	CANADA	KC-101	2°22'46"	421		
12	NORWAY	N-236	2°23'32"	384		
13	BAHAMAS	BA-1	2°24'00"	349		
14	PORTUGAL	P-20	2°24'19"	317		
15	MEXICO	MX-1	2°25'05"	287		
16	SWEDEN	S-210	2°25'46"	259		
17	JAPAN	J-15	2°27'25"	232		
18	ARGENTIN	A-34	2°27'40"	207		
19	HONGKONG	KH-1	2°27'43"	184		
20	THAILAND	TH-4	2°33'41"	162		
—	IRELAND	IR-2	Ret	101		
—	JAMAICA	KJ-4	Ret	101		
—	PHILPINS	PH-1	Ret	101		

Weather—Cloudy Wind—12.0 m N
 Tide—0.2 knots ESE
 Water Temp—21.0°C

4th Race Start 11.10 Oct. 15.					6th Race Start 11.10 Oct. 20.				
Place	Country	Sail No.	Time	Points	Place	Country	Sail No.	Time	Points
1	GERMANY	GO-37	2°14'50"	1463	1	DENMARK	D-166	2°23'28"	1463
2	BRITAIN	K-381	2°15'46"	1162	2	BERMUDA	KB-2	2°24'51"	1162
3	U.S.A.	US-219	2°16'08"	986	3	GREECE	GR-18	2°25'51"	986
4	BAHAMAS	BA-1	2°16'38"	861	4	GERMANY	GO-37	2°26'39"	861
5	NETHLAND	H-191	2°16'39"	764	5	U.S.A.	US-219	2°26'51"	764
6	BERMUDA	KB-2	2°16'48"	685	6	BRITAIN	K-381	2°27'15"	685
7	CANADA	KC-101	2°16'59"	618	7	ITALY	I-21	2°27'25"	618
8	U.S.S.R.	SR-1	2°17'01"	560	8	SWEDEN	S-210	2°27'26"	560
9	GREECE	GR-18	2°17'12"	508	9	BAHAMAS	BA-1	2°27'34"	508
10	DENMARK	D-199	2°17'30"	463	10	U.S.S.R.	SR-1	2°27'46"	463
11	NORWAY	N-236	2°17'47"	421	11	ARGENTIN	A-34	2°28'35"	421
12	ARGENTIN	A-34	2°17'50"	384	12	AUSTRALA	KA-90	2°28'40"	384
13	ITALY	I-21	2°17'54"	349	13	PORTUGAL	P-20	2°28'44"	349
14	JAPAN	J-15	2°18'03"	317	14	CANADA	KC-101	2°28'50"	317
15	IRELAND	IR-2	2°18'40"	287	15	HONGKONG	KH-1	2°28'51"	287
16	PORTUGAL	P-20	2°19'30"	259	16	JAPAN	J-15	2°29'24"	259
17	MEXICO	MX-1	2°20'06"	232	17	MEXICO	MX-1	2°30'57"	232
18	SWEDEN	S-210	2°20'37"	207	18	NORWAY	N-236	2°31'38"	207
19	HONGKONG	KH-1	2°22'25"	184	19	IRELAND	IR-2	2°32'27"	184
20	JAMAICA	KJ-4	2°23'10"	162	20	PHILPINS	PH-1	2°32'29"	162
21	PHILPINS	PH-1	2°23'47"	141	21	JAMAICA	KJ-4	2°34'19"	141
22	THAILAND	TH-4	2°25'06"	120	22	THAILAND	TH-4	2°49'37"	120
—	AUSTRALA	KA-90	Ret	101	—	NETHLAND	H-191	Ret	101

Weather—Fine Wind—8.0 m N
Tide—0.7 knots E
Water Temp—21.0°C

Weather—Cloudy Wind—4.5 m N
Tide—0.3 knots NE
Water Temp—21.0°C

5th Race Start 11.10 Oct. 19.					7th Race Start 11.10 Oct. 21.				
Place	Country	Sail No.	Time	Points	Place	Country	Sail No.	Time	Points
1	BERMUDA	KB-2	2°13'43"	1463	1	BAHAMAS	BA-1	2°24'31"	1463
2	GERMANY	GO-37	2°14'48"	1162	2	GERMANY	GO-37	2°24'46"	1162
3	DENMARK	D-166	2°15'40"	986	3	ARGENTIN	A-34	2°25'07"	986
4	NETHLAND	H-191	2°16'11"	861	4	AUSTRALA	KA-90	2°25'43"	861
5	BAHAMAS	BA-1	2°16'41"	764	5	ITALY	I-21	2°25'49"	764
6	ITALY	I-21	2°16'55"	685	6	GREECE	GR-18	2°26'13"	685
7	U.S.S.R.	SR-1	2°17'39"	618	7	DENMARK	D-166	2°26'31"	618
8	U.S.A.	US-219	2°18'04"	560	8	U.S.A.	US-219	2°27'22"	560
9	BRITAIN	K-381	2°18'15"	508	9	NETHLAND	H-191	2°27'40"	508
10	SWEDEN	S-210	2°18'18"	463	10	JAPAN	J-15	2°28'02"	463
11	AUSTRALA	KA-90	2°18'23"	421	11	BERMUDA	KB-2	2°28'15"	421
12	GREECE	GR-18	2°18'51"	384	12	U.S.S.R.	SR-1	2°28'44"	384
13	CANADA	KC-101	2°19'18"	349	13	CANADA	KC-101	2°28'46"	349
14	NORWAY	N-236	2°20'17"	317	14	SWEDEN	S-210	2°29'16"	317
15	ARGENTIN	A-34	2°20'38"	287	15	HONGKONG	KH-1	2°29'41"	287
16	JAPAN	J-15	2°21'07"	259	16	IRELAND	IR-2	2°29'44"	259
17	IRELAND	IR-2	2°22'20"	232	17	PORTUGAL	P-20	2°30'15"	232
18	JAMAICA	KJ-4	2°25'56"	207	18	BRITAIN	K-381	2°30'33"	207
19	PHILPINS	PH-1	2°26'40"	184	19	NORWAY	N-236	2°30'48"	184
20	THAILAND	TH-4	2°41'23"	162	20	MEXICO	MX-1	2°31'00"	162
—	HONGKONG	KH-1	Ret	101	21	PHILPINS	PH-1	2°33'23"	141
—	MEXICO	MX-1	Ret	101	22	THAILAND	TH-4	2°35'26"	120
—	PORTUGAL	P-20	Ret	101	—	JAMAICA	KJ-4	Dsq	0

Weather—Fine Wind—12.0 m NNE
Tide—0.2 knots SSE
Water Temp—20.0°C

Weather—Cloudy Wind—11.0 m S
Tide—0.1 knots SW
Water Temp—21.0°C

Dragon Class Final Result

Place	Country	Sail No.	Race Points and Place							Total of Best Six
			1	2	3	4	5	6	7	
1	DENMARK	D-166	1 1463	16 259	4 861	10 463	3 986	1 1463	7 618	5854
2	GERMANY	GO-37	8 560	10 463	7 618	1 1463	2 1162	4 861	2 1162	5826
3	U.S.A.	US-219	3 986	5 764	1 1463	3 986	8 560	5 764	8 560	5523
4	BRITAIN	K-381	5 764	1 1463	9 508	2 1162	9 508	6 685	18 207	5090
5	BERMUDA	KB-2	19 184	8 560	5 764	6 685	1 1463	2 1162	11 421	5055
6	ITALY	I-21	2 1162	11 421	3 986	13 349	6 685	7 618	5 764	4636
7	BAHAMAS	BA-1	16 259	13 349	13 349	4 861	5 764	9 508	1 1463	4294
8	GREECE	GR-18	13 349	2 1162	10 463	9 508	12 384	3 986	6 685	5188
9	U.S.S.R.	SR-1	6 685	9 508	2 1162	8 560	7 618	10 463	12 384	3996
10	ARGENTIN	A-34	7 618	3 986	18 207	12 384	15 287	11 421	3 986	3682
11	CANADA	KC-101	4 861	4 861	11 421	7 618	13 349	14 317	13 349	3459
12	AUSTRALA	KA-90	9 508	12 384	6 685	— 101	11 421	12 384	4 681	3243
13	NETHLAND	H-191	12 384	21 141	8 560	5 764	4 861	— 101	9 508	3218
14	SWEDEN	S-210	14 317	6 685	16 259	18 207	10 463	8 560	14 317	2601
15	NORWAY	N-236	11 421	14 317	12 384	11 421	14 317	18 207	19 184	2067
16	PORTUGAL	P-20	10 463	19 184	14 317	16 259	— 101	13 349	17 232	1804
17	JAPAN	J-15	17 232	18 207	17 232	14 317	16 259	16 259	10 463	1762
18	MEXICO	MX-1	— 101	7 618	15 287	17 232	— 101	17 232	20 162	1632
19	HONGKONG	KH-1	15 287	17 232	19 184	19 184	— 101	15 287	15 287	1461
20	IRELAND	IR-2	18 207	20 162	— 101	15 287	17 232	19 184	16 259	1331
21	PHILPINS	PH-1	21 141	15 287	— 101	21 141	19 184	20 162	21 141	1056
22	THAILAND	TH-4	20 162	22 120	20 162	22 120	20 162	22 120	22 120	846
23	JAMAICA	KJ-4	22 120	23 101	— 101	20 162	18 207	21 141	— 0	832

Dragon class event winners

Les vainqueurs de l'épreuve catégorie Dragon

① DENMARK ② GERMANY ③ U.S.A.



Star 17 crews

Previous Olympic Winners

	Helmsman-Crew	Country	Yacht's Name
1952		ITALY	Merope
1956	H. P. Williams L. E. Low	U.S.A.	Kathleen
1960	Timir Pinegin Fedor Shutkov	U.S.S.R.	Tornado

1st Race	Start	11.10	Oct. 12		
Place	Country	Sail No.	Time	Points	
1	BAHAMAS	BA-4789	2°25'05"	1331	
2	FINLAND	L-4779	2°25'59"	1030	
3	U.S.S.R.	SR-4773	2°26'07"	854	
4	CANADA	KC-4736	2°26'17"	729	
5	GERMANY	G-4871	2°26'27"	632	
6	PORTUGAL	P-3870	2°27'41"	553	
7	U.S.A.	US-4841	2°28'11"	486	
8	AUSTRALA	KA-3922	2°29'20"	428	
9	SWEDEN	S-4704	2°30'04"	377	
10	BRAZIL	BL-3910	2°30'17"	331	
11	MEXICO	MX-4858	2°30'55"	290	
12	SWITZ	Z-4627	2°32'04"	252	
13	ITALY	I-4484	2°32'51"	218	
14	ARGENTIN	A-4582	2°34'00"	185	
15	JAPAN	J-4332	2°34'24"	155	
16	VENEZULA	V-4906	2°35'04"	127	
17	CAMBODIA	CA-4143	2°37'51"	101	

Weather—Cloudy Wind—3.0 m E
Tide—0.3 knots SSE
Water Temp—22.0°C

2nd Race	Start	11.10	Oct. 13		
Place	Country	Sail No.	Time	Points	
1	U.S.S.R.	SR-4773	2°29'01"	1331	
2	PORTUGAL	P-3870	2°30'02"	1030	
3	GERMANY	G-4871	2°30'17"	854	
4	FINLAND	L-4779	2°30'18"	729	
5	BAHAMAS	BA-4789	2°30'36"	632	
6	BRAZIL	BL-3910	2°32'45"	553	
7	SWITZ	Z-4627	2°33'32"	486	
8	U.S.A.	US-4841	2°33'52"	428	
9	MEXICO	MX-4858	2°36'23"	377	
10	SWEDEN	S-4704	2°37'05"	331	
11	JAPAN	J-4332	2°37'56"	290	
12	ITALY	I-4484	2°39'05"	252	
13	VENEZULA	V-4906	2°40'13"	218	
14	CANADA	KC-4736	2°41'30"	185	
15	ARGENTIN	A-4582	2°43'04"	155	
16	AUSTRALA	KA-3922	2°44'10"	127	
—	CAMBODIA	CA-4143	Ret	101	

Weather—Cloudy Wind—3.8 m NE
Tide—0.4 Knot SSE
Water Temp—22.5°C

3rd Race	Start	11.10	Oct. 14		
Place	Country	Sail No.	Time	Points	
1	U.S.A.	US-4841	2°23'53"	1331	
2	SWEDEN	S-4704	2°25'58"	1030	
3	FINLAND	L-4779	2°26'15"	854	
4	GERMANY	G-4871	2°27'34"	729	
5	CANADA	KC-4736	2°31'26"	632	
6	ARGENTIN	A-4582	2°38'20"	553	
7	JAPAN	J-4332	2°42'01"	486	
8	VENEZULA	V-4906	2°44'22"	428	
—	BAHAMAS	BA-4789	Ret	101	
—	BRAZIL	BL-3910	Ret	101	
—	ITALY	I-4484	Ret	101	
—	AUSTRALA	KA-3922	Ret	101	
—	MEXICO	MX-4858	Ret	101	
—	PORTUGAL	P-3870	Ret	101	
—	U.S.S.R.	SR-4773	Ret	101	
—	CAMBODIA	CA-4143	Dns	0	
—	SWITZ	Z-4627	Dsq	0	

Weather—Cloudy Wind—14.0 m N
Tide—0.6 knots SW
Water Temp—20.5°C

4th Race	Start	11.10	Oct. 15		
Place	Country	Sail No.	Time	Points	
1	SWEDEN	S-4704	2°13'19"	1331	
2	U.S.A.	US-4841	2°13'26"	1030	
3	GERMANY	G-4871	2°14'21"	854	
4	FINLAND	L-4779	2°14'27"	729	
5	U.S.S.R.	SR-4773	2°14'52"	632	
6	BAHAMAS	BA-4789	2°18'31"	553	
7	SWITZ	Z-4627	2°18'44"	486	
8	CANADA	KC-4736	2°18'53"	428	
9	PORTUGAL	P-3870	2°19'00"	377	
10	AUSTRALA	KA-3922	2°19'15"	331	
11	ITALY	I-4484	2°19'18"	290	
12	BRAZIL	BL-3910	2°23'24"	252	
13	JAPAN	J-4332	2°23'37"	218	
14	VENEZULA	V-4906	2°25'06"	185	
15	MEXICO	MX-4858	2°25'25"	155	
16	ARGENTIN	A-4582	2°26'27"	127	
—	CAMBODIA	CA-4143	Dns	0	

Weather—Fine Wind—10.0 m NNE
Tide—0.4 knots ESE
Water Temp—22.0°C

5th Race	Start	11.10	Oct. 19		
Place	Country	Sail No.	Time	Points	
1	BAHAMAS	BA-4789	2°11'34"	1331	
2	SWEDEN	S-4704	2°12'58"	1030	
3	U.S.A.	US-4841	2°13'49"	854	
4	FINLAND	L-4779	2°14'02"	729	
5	AUSTRALA	KA-3922	2°15'51"	632	
6	GERMANY	G-4871	2°17'28"	553	
7	PORTUGAL	P-3870	2°18'38"	486	
8	SWITZ	Z-4627	2°19'40"	428	
9	BRAZIL	BL-3910	2°19'54"	377	
10	U.S.S.R.	SR-4773	2°21'05"	331	
11	CANADA	KC-4736	2°21'38"	290	
12	ARGENTIN	A-4582	2°21'57"	252	
13	JAPAN	J-4332	2°22'36"	218	
14	VENEZULA	V-4906	2°23'27"	185	
15	ITALY	I-4484	2°23'45"	155	
16	MEXICO	MX-4858	2°25'15"	127	
—	CAMBODIA	CA-4143	Dns	0	

Weather—Fine
Wind—9.0 m NNE
Tide—0.7 knots ESE
Water Temp—20.0°C

6th Race	Start	11.10	Oct. 20		
Place	Country	Sail No.	Time	Points	
1	BAHAMAS	BA-4789	2°17'44"	1331	
2	SWEDEN	S-4704	2°20'31"	1030	
3	U.S.A.	US-4841	2°20'35"	854	
4	U.S.S.R.	SR-4773	2°20'52"	729	
5	CANADA	KC-4736	2°21'07"	632	
6	GERMANY	G-4871	2°21'35"	553	
7	AUSTRALA	KA-3922	2°22'17"	486	
8	FINLAND	L-4779	2°24'13"	428	
9	BRAZIL	BL-3910	2°24'40"	377	
10	SWITZ	Z-4627	2°24'44"	331	
11	ITALY	I-4484	2°25'13"	290	
12	PORTUGAL	P-3870	2°26'22"	252	
13	ARGENTIN	A-4582	2°28'32"	218	
14	MEXICO	MX-4858	2°29'19"	185	
15	VENEZULA	V-4906	2°31'09"	155	
16	JAPAN	J-4332	2°32'13"	127	
—	CAMBODIA	CA-4143	Dns	0	

Weather—Cloudy
Wind—5.0 m N
Tide—0.2 knots ESE
Water Temp—19.0°C

7th Race	Start	11.40	Oct. 21		
Place	Country	Sail No.	Time	Points	
1	FINLAND	L-4779	2°24'37"	1331	
2	U.S.A.	US-4841	2°24'42"	1030	
3	CANADA	KC-4736	2°26'40"	854	
4	SWEDEN	S-4704	2°26'58"	729	
5	PORTUGAL	P-3870	2°29'08"	632	
6	GERMANY	G-4871	2°29'12"	553	
7	BAHAMAS	BA-4789	2°29'43"	486	
8	U.S.S.R.	SR-4773	2°30'17"	428	
9	SWITZ	Z-4627	2°30'47"	377	
10	BRAZIL	BL-3910	2°32'15"	331	
11	MEXICO	MX-4858	2°32'24"	290	
12	AUSTRALA	KA-3922	2°33'32"	252	
13	ITALY	I-4484	2°34'02"	218	
14	VENEZULA	V-4906	2°35'56"	185	
15	ARGENTIN	A-4582	2°36'26"	155	
—	CAMBODIA	CA-4143	Dns	0	
—	JAPAN	J-4332	Dsq	0	

Weather—Cloudy
Wind—8.0 m SW
Tide—0.3 knots WSW
Water Temp—22.0°C



Star class event medalists

Les médaillés de l'épreuve catégorie Star

① BAHAMAS ② U.S.A. ③ SWEDEN

Star Class Final Result

Place	Country	Sail No.	Race Points and Place							Total of Best Six
			1	2	3	4	5	6	7	
1	BAHAMAS	BA-4789	1 1331	5 632	— 101	6 553	1 1331	1 1331	7 486	5664
2	U.S.A.	US-4841	7 486	8 428	1 1331	2 1030	3 854	3 854	2 1030	5585
3	SWEDEN	S-4704	9 377	10 331	2 1030	1 1331	2 1030	2 1030	4 729	5527
4	FINLAND	L-4779	2 1030	4 729	3 854	4 729	4 729	8 428	1 1331	5402
5	U.S.S.R.	SR-4773	3 854	1 1331	— 101	5 632	10 331	4 729	8 428	4305
6	GERMANY	G-4871	5 632	3 854	4 729	3 854	6 553	6 553	6 553	4175
7	CANADA	KC-4736	4 729	14 185	5 632	8 428	11 290	5 632	3 854	3565
8	PORTUGAL	P-3870	6 553	2 1030	— 101	9 377	7 486	12 252	5 632	3330
9	SWITZ	Z-4627	12 252	7 486	— 0	7 486	8 428	10 331	9 377	2360
10	AUSTRALA	KA-3922	8 428	16 127	— 101	10 331	5 632	7 486	12 252	2256
11	BRAZIL	BL-3910	10 331	6 553	— 101	12 252	9 377	9 377	10 331	2221
12	ARGENTIN	A-4582	14 185	15 155	6 553	16 127	12 252	13 218	15 155	1518
13	JAPAN	J-4332	15 155	11 290	7 486	13 218	13 218	16 127	— 0	1494
14	MEXICO	MX-4858	11 290	9 377	— 101	15 155	16 127	14 185	11 290	1424
15	ITALY	I-4484	13 218	12 252	— 101	11 290	15 155	11 290	13 218	1423
16	VENEZULA	V-4906	16 127	13 218	8 428	14 185	14 185	15 155	14 185	1356
17	CAMBODIA	CA-4143	17 101	— 101	— 0	— 0	— 0	0	0	202

Flying Dutchman 21 crews

Previous Olympic Winners

	Helmsman-Crew	Country	Yacht's Name
1952	—	—	—
1956	—	—	—
1960	Peder. Lunde, Jr. Björn. Bergvall	NORWAY	Sirene

1st Race Start 11.00 Oct. 12					2nd Race Start 11.00 Oct. 13				
Place	Country	Sail No.	Time	Points	Place	Country	Sail No.	Time	Points
1	ITALY	I-311	2°20'08"	1423	1	BRITAIN	K-93	2°23'56"	1423
2	FRANCE	F-50	2°22'49"	1122	2	U.S.A.	US-600	2°26'16"	1122
3	RHODESIA	KR-184	2°22'54"	946	3	NETHLAND	H-187	2°28'16"	946
4	NORWAY	N-15	2°23'35"	821	4	AUSTRALA	KA-95	2°28'29"	821
5	CANADA	KC-41	2°24'38"	724	5	ITALY	I-311	2°28'55"	724
6	DENMARK	D-10	2°24'49"	645	6	JAPAN	J-7	2°29'49"	645
7	U.S.S.R.	SR-1	2°25'09"	578	7	FRANCE	F-50	2°29'51"	578
8	BRITAIN	K-93	2°25'16"	520	8	RHODESIA	KR-184	2°30'00"	520
9	JAPAN	J-7	2°26'45"	469	9	GERMANY	GO-92	2°30'06"	469
10	U.S.A.	US-600	2°26'49"	423	10	CANADA	KC-41	2°31'26"	423
11	SWITZ	Z-83	2°27'25"	382	11	NORWAY	N-15	2°31'49"	382
12	BRAZIL	BL-24	2°28'49"	344	12	BRAZIL	BL-24	2°32'18"	344
13	AUSTRALA	KA-95	2°29'09"	309	13	U.S.S.R.	SR-1	2°33'03"	309
14	AUSTRIA	OE-100	2°29'27"	277	14	SWEDEN	S-40	2°33'09"	277
15	NETHLAND	H-187	2°29'52"	247	15	SWITZ	Z-83	2°33'40"	247
16	NZEALAND	KZ-22	2°31'58"	219	16	TRI-TBAG	KT-4	2°35'27"	219
17	GERMANY	GO-92	2°33'00"	193	17	TURKEY	TK-6	2°37'40"	193
18	SWEDEN	S-40	2°34'41"	168	18	MEXICO	MX-58	2°57'56"	168
19	TRI-TBAG	KT-4	2°36'29"	144	—	DENMARK	D-10	Ret	101
20	TURKEY	TK-6	2°37'11"	122	—	NZEALAND	KZ-22	Ret	101
21	MEXICO	MX-58	2°47'07"	101	—	AUSTRIA	OE-100	Dsq	0

Weather—Cloudy Wind—3.3 m E Tide—0.3 knots SSE Water Temp—22.0°C

Weather—Cloudy Wind—3.8 m NE Tide—0.4 knots SSE Water Temp—22.5°C

3rd Race Start 11.00 Oct. 14.					4th Race Start 11.00 Oct. 15.				
Place	Country	Sail No.	Time	Points	Place	Country	Sail No.	Time	Points
1	NZEALAND	KZ-22	1°59'44"	1423	1	DENMARK	D-10	1°50'51"	1423
2	BRITAIN	K-93	2°00'49"	1122	2	U.S.A.	US-600	1°50'57"	1122
3	AUSTRIA	OE-100	2°01'03"	946	3	NZEALAND	KZ-22	1°51,40"	946
4	DENMARK	D-10	2°01'21"	821	4	U.S.S.R.	SR-1	1°52'05"	821
5	FRANCE	F-50	2°03'43"	724	5	BRITAIN	K-93	1°52'56"	724
6	GERMANY	GO-92	2°05'28"	645	6	RHODESIA	KR-184	1°53'21"	645
7	NORWAY	N-15	2°08'11"	578	7	AUSTRALA	KA-95	1°53'39"	578
8	NETHLAND	H-187	2°08'40"	520	8	NETHLAND	H-187	1°54'27"	520
9	BRAZIL	BL-24	2°14'25"	469	9	NORWAY	N-15	1°55'16"	469
10	CANADA	KC-41	2°19'07"	423	10	AUSTRIA	OE-100	1°56'09"	423
11	SWITZ	Z-83	2°20'56"	382	11	GERMANY	GO-92	1°56'30"	382
12	SWEDEN	S-40	2°40'25"	344	12	ITALY	I-311	1°56'34"	344
13	JAPAN	J-7	3°24'03"	309	13	CANADA	KC-41	1°56'36"	309
—	ITALY	I-311	Ret	101	14	BRAZIL	BL-24	1°56'54"	277
—	AUSTRALA	KA-95	Ret	101	15	FRANCE	F-50	1°57'29"	247
—	RHODESIA	KR-184	Ret	101	16	SWITZ	Z-83	1°58'48"	219
—	TRI-TBAG	KT-4	Ret	101	17	SWEDEN	S-40	2°03'38"	193
—	U.S.S.R.	SR-1	Ret	101	18	TURKEY	TK-6	2°06'58"	168
—	TURKEY	TK-6	Ret	101	19	MEXICO	MX-58	2°09'03"	144
—	U.S.A.	US-600	Ret	101	—	JAPAN	J-7	Ret	101
—	MEXICO	MX-58	Dns	0	—	TRI-TBAG	KT-4	Dns	0


Weather—Cloudy Wind—14.0 m N Tide—0.6 knots SW Water Temp—20.5°C

Weather—Fine Wind—10.0 m NNE Tide—0.4 knots ESE Water Temp—22.0°C

The Swedish yacht in the centre is here helping to rescue the Australian yacht (at right). I. C. Winter of the Australia team is already on board the Swedish yacht. J. Dawe is still clinging to the upturned Flying Dutchman. The Tokyo Trophy was awarded to this Swedish Yachting crew for their display of these highest qualities of sportsmanship during the Games.

Le yacht suédois, au centre, aide au sauvetage du yacht australien (à droite). I. C. Winter, de l'équipe australienne est déjà à bord du yacht suédois. J. Dawe est toujours agrippé au Flying Dutchman retourné.

Le Trophée de Tokyo a été décerné à l'équipe de la Suède pour la qualité digne de son esprit sportif pendant les Jeux.



5th Race		Start 11.00	Oct. 19.	
Place	Country	Sail No.	Time	Points
1	NZEALAND	KZ-22	1°52'39"	1423
2	U.S.A.	US-600	1°54'06"	1122
3	FRANCE	F-50	1°54'17"	946
4	RHODESIA	KR-184	1°54'21"	821
5	DENMARK	D-10	1°54'59"	724
6	BRITAIN	K-93	1°55'00"	645
7	NORWAY	N-15	1°55'37"	578
8	GERMANY	GO-92	1°55'43"	520
7	AUSTRIA	OE-100	1°55'44"	469
10	U.S.S.R.	SR-1	1°55'48"	423
11	NETHLAND	H-187	1°56'00"	382
12	ITALY	I-311	1°59'25"	344
13	CANADA	KC-41	1°59'37"	309
14	SWEDEN	S-40	2°00'07"	277
15	JAPAN	J-7	2°03'32"	247
16	TRI-TBAG	KT-4	2°03'46"	219
17	BRAZIL	BL-24	5°04'09"	193
18	TURKEY	TK-6	2°15'17"	168
19	MEXICO	MX-58	2°28'53"	144
—	AUSTRALA	KA-95	Ret	101
—	SWITZ	Z-83	Dns	0

Weather—Fine Wind—9.0 m NNE
Tide—0.7 knots ESE
Water Temp—20.0°C



Flying Dutchman class winners
Les vainqueurs de la catégorie Flying Dutchman
① NZEALAND ② BRITAIN ③ U.S.A.

6th Race		Start 11.00	Oct. 20.	
Place	Country	Sail No.	Time	Points
1	NZEALAND	KZ-22	1°53'27"	1423
2	BRITAIN	K-93	1°53'32"	1122
3	U.S.A.	US-600	2°00'47"	946
4	U.S.S.R.	SR-1	2°01'25"	821
5	NETHLAND	H-187	2°02'20"	724
6	AUSTRIA	OE-100	2°02'51"	645
7	NORWAY	N-15	2°02'56"	578
8	ITALY	I-311	2°03'13"	520
9	RHODESIA	KR-184	2°04'10"	469
10	GERMANY	GO-92	2°04'58"	428
11	SWITZ	Z-83	2°04'59"	382
12	CANADA	KC-41	2°05'21"	344
13	DENMARK	D-10	2°06'33"	309
14	SWEDEN	S-40	2°07'51"	277
15	FRANCE	F-50	2°07'54"	247
16	JAPAN	J-7	2°10'37"	219
17	BRAZIL	BL-24	2°11'09"	193
18	TRI-TBAG	KT-4	2°11'58"	168
19	MEXICO	MX-58	2°19'14"	144
—	AUSTRALA	KA-95	Ret	101

Weather—Cloudy Wind—5.0 m N
Tide—0.2 knots ESE
Water Temp—19.0°C

7th Race		Start 11.30	Oct. 21.	
Place	Country	Sail No.	Time	Points
1	U.S.S.R.	SR-1	2°08'56"	1423
2	NETHLAND	H-187	2°09'47"	1122
3	AUSTRIA	OE-100	2°10'13"	946
4	NZEALAND	KZ-22	2°10'22"	821
5	CANADA	KC-41	2°13'26"	724
6	NORWAY	N-15	2°13'50"	645
7	DENMARK	D-10	2°14'29"	578
8	BRAZIL	BL-24	2°14'30"	520
9	AUSTRALA	KA-95	2°14'43"	469
10	U.S.A.	US-600	2°14'51"	423
11	BRITAIN	K-93	2°15'05"	382
12	GERMANY	GO-92	2°16'36"	344
13	ITALY	I-311	2°17'27"	309
14	JAPAN	J-7	2°19'02"	277
15	RHODESIA	KR-184	2°19'50"	247
16	TRI-TBAG	KT-4	2°20'14"	219
17	SWEDEN	S-40	2°21'14"	193
18	SWITZ	Z-83	2°22'59"	168
19	MEXICO	MX-58	2°31'11"	144
20	TURKEY	TK-6	2°33'22"	122
—	FRANCE	F-50	Ret	101

Weather—Cloudy Wind—8.0 m SW
Tide—0.3 knots WSW
Water Temp—22.0°C

Flying Dutchman Final Result

Place	Country	Sail No.	Race Points and Place							Total of Best Six							
			1	2	3	4	5	6	7								
1	NZEALAND	KZ-22	16	219	—	101	1	1423	3	946	1	1423	1	1423	4	821	6255
2	BRITAIN	K-93	8	520	1	1423	2	1122	5	724	6	645	2	1122	11	382	5556
3	U.S.A.	US-600	10	423	2	1122	—	101	2	1122	2	1122	3	946	10	423	5158
4	DENMARK	D-10	6	645	—	101	4	821	1	1423	5	724	13	309	7	578	4500
5	U.S.S.R.	SR-1	7	578	13	309	—	101	4	821	10	423	4	821	1	1423	4375
6	NETHLAND	H-187	15	247	3	946	8	520	8	520	11	382	5	724	2	1122	4214
7	FRANCE	F-50	2	1122	7	578	5	724	15	247	3	946	15	247	—	101	3864
8	AUSTRIA	OE-100	14	277	—	0	3	946	10	423	9	469	6	645	3	946	3706
9	NORWAY	N-15	4	821	11	382	7	578	9	469	7	578	7	578	6	645	3669
10	ITALY	I-311	1	1423	5	724	—	101	12	344	12	344	8	520	13	309	3664
11	RHODESIA	KR-184	3	946	8	520	—	101	6	645	4	821	9	469	15	247	3648
12	CANADA	KC-41	5	724	10	423	10	423	13	309	13	309	12	344	5	724	2947
13	GERMANY	GO-92	17	193	9	469	6	645	11	382	8	520	10	423	12	344	2783
14	AUSTRALA	KA-95	13	309	4	821	—	101	7	578	—	101	—	101	9	469	2379
15	JAPAN	J-7	9	469	6	645	13	309	—	101	15	247	16	219	14	277	2166
16	BRAZIL	BL-24	12	344	12	344	9	469	14	277	17	193	17	193	8	520	2147
17	SWITZ	Z-83	11	382	15	247	11	382	16	219	—	0	11	382	18	168	1780
18	SWEDEN	S-40	18	168	14	277	12	344	17	193	14	277	14	277	17	193	1561
19	TRI-TBAG	KT-4	19	144	16	219	—	101	—	0	16	219	18	168	16	219	1070
20	TURKEY	TK-6	20	122	17	193	—	101	18	168	18	168	20	122	20	122	895
21	MEXICO	MX-58	21	101	18	168	—	0	19	144	19	144	19	144	19	144	845

Finn 33 competitors

Previous Olympic Winners

	Helmsman	Country
1952	Paul B. Elvström	DENMARK
1956	Paul B. Elvström	DENMARK
1960	Paul B. Elvström	DENMARK



Finn class winners Les vainqueurs de la catégorie Finn
 ① W. Kuhweide (GER) ② P. Barrett (USA) ③ H. Wind (DEN)

1st Race	Start	Oct. 12.			
Place	Country		Name	Time	Points
1	U.S.A.		Barrett, Peter Jones	2°13'17"	1620
2	GERMANY		Kuhweide, Wilhelm	2°13'45"	1318
3	AUSTRALA		Ryrie, Colin Stirling	2°15'00"	1142
4	NETHLAND		Willems, Hans	2°15'20"	1017
5	GREECE		Koulingas, Panaghiotis	2°15'29"	921
6	RHODESIA		McFadden, Michael	2°16'26"	841
7	HUNGARY		Finaczy, Gyorgy	2°16'56"	774
8	NZEALAND		Mander, Peter Garth	2°17'01"	716
9	NORWAY		Jordbakke, Per	2°17'02"	665
10	PORTUGAL		Helder, T. Pacheco S. O.	2°18'02"	620
11	FRANCE		Devillard, Gerard	2°18'11"	578
12	CANADA		Kirby, Bruce	2°18'37"	540
13	KENYA		Cooke, Peter	2°18'49"	506
14	DENMARK		Wind, Henning Norgaard	2°19'09"	473
15	BRITAIN		Saffery-Cooper, Brian L.	2°19'30"	443

16	CZECHSLV	Vejvoda, Miroslav	2°19'36"	415
17	SWEDEN	Jacobson, Boris Alvar	2°19'37"	389
18	JAPAN	Yamada, Takashi	2°20'59"	364
19	BRAZIL	Bruder, Joerg	2°21'02"	341
20	ARGENTIN	Boneo, Ricardo Manuel	2°21'15"	318
21	IRELAND	Hooper, John Patrick A.	2°21'22"	297
22	HONGKONG	Stevens, Alan	2°21'28"	277
23	BELGIUM	Nelis, Andre	2°21'36"	258
24	MEXICO	Ortiz Monasterio, F.	2°23'22"	239
25	SPAIN	Olabarri, Juan	2°23'47"	222
26	U.S.S.R.	Chuchelov, Alexandr	2°24'15"	205
27	TURKEY	Kakis, Hayrullah	2°25'26"	188
28	THAILAND	Kanjanavanit, Raehot	2°25'51"	172
29	VENEZULA	Karsten, Boysen Halblaub	2°26'39"	157
30	CAMBODIA	Touch, Kim Sy	2°26'48"	142
—	BERMUDA	Hooper, Jay Cameron	Dnf	101
—	AUSTRIA	Raudaschl, Hubert	Ret	101
—	P. RICO	Torruella, Juan Rafael	Ret	101

Weather—Fine Wind—3.0 m E Tide—0.5 knots SE Water Temp—20.0°C

2nd Race Start 11.00 Oct. 13.

Place	Country	Name	Time	Points
1	GERMANY	Kuhweide, Wilhelm	2°06'03"	1620
2	GREECE	Koulingas, Panaghiotis	2°06'21"	1318
3	U.S.A.	Barrett, Peter Jones	2°07'11"	1142
4	NZEALAND	Mander, Peter Garth	2°08'04"	1017
5	CANADA	Kirby, Bruce	2°08'10"	921
6	BERMUDA	Hooper, Jay Cameron	2°08'21"	841
7	AUSTRIA	Raudaschl, Hubert	2°08'50"	774
8	BRAZIL	Bruder, Joerg	2°09'04"	716
9	PORTUGAL	Helder, T. Pacheco S. O.	2°09'08"	665
10	NORWAY	Jordbakke, Per	2°09'14"	620
11	HUNGARY	Finaczy, Gyorgy	2°09'32"	578
12	KENYA	Cooke, Peter	2°09'46"	540
13	NETHLAND	Willems, Hans	2°09'57"	506
14	BELGIUM	Nelis, Andre	2°10'14"	473
15	IRELAND	Hooper, John Patrick A.	2°10'15"	443
16	U.S.S.R.	Chuchelov, Alexandr	2°10'24"	415
17	FRANCE	Devillard, Gerard	2°10'29"	389
18	BRITAIN	Saffery-Cooper, Brian L.	2°10'31"	364
19	SWEDEN	Jacobson, Boris Alvar	2°10'46"	341
20	DENMARK	Wind, Henning Norgaard	2°10'55"	318
21	JAPAN	Yamada, Takashi	2°11'07"	297
22	AUSTRALA	Ryrie, Colin Stirling	2°11'39"	277
23	ARGENTIN	Boneo, Ricardo Manuel	2°11'53"	258
24	CZECHSLV	Vejvoda, Miroslav	2°11'54"	239
25	HONGKONG	Stevens, Alan	2°11'57"	222
26	TURKEY	Kakis, Hayrullah	2°12'58"	205
27	RHODESIA	McFadden, Michael	2°14'50"	188
28	VENEZULA	Karsten, Boysen Halblaub	2°15'19"	172
29	THAILAND	Kanjanavanit, Raehot	2°18'43"	157
—	SPAIN	Olabarri, Juan	Ret	101
—	MEXICO	Ortiz Monasterio, F.	Ret	101
—	P. RICO	Torruellas, Juan Rafael	Ret	101
—	CAMBODIA	Touch, Kim Sy	Dsq	0

Weather—Cloudy Wind—3.0 m NNE Tide—0.5 knots SSE Water Temp—17.5°C

3rd Race Start 11.00 Oct. 14.

Place	Country	Name	Time	Points
1	AUSTRALA	Ryrie, Colin Stirling	1°48'59"	1620
2	AUSTRIA	Raudaschl, Hubert	1°49'00"	1318
3	DENMARK	Wind, Henning Norgaard	1°50'12"	1142
4	GERMANY	Kuhweide, Wilhelm	1°52'09"	1017
5	BRAZIL	Bruder, Joerg	1°52'27"	921
6	NZEALAND	Mander, Peter Garth	1°53'10"	841
7	BELGIUM	Nelis, Andre	1°54'44"	774
8	FRANCE	Devillard, Gerard	1°55'07"	716
9	NORWAY	Jordbakke, Per	1°57'30"	665
10	RHODESIA	McFadden, Michael	1°58'34"	620
11	HUNGARY	Finaczy, Gyorgy	1°58'51"	578
12	SWEDEN	Jacobson, Boris Alvar	2°00'01"	540
13	BRITAIN	Saffery-Cooper, Brian L.	2°01'49"	506
14	GREECE	Koulingas, Panaghiotis	2°02'21"	473
15	TURKEY	Kakis, Hayrullah	2°04'40"	443
16	NETHLAND	Willems, Hans	2°08'06"	415
17	JAPAN	Yamada, Takashi	2°09'05"	389
18	PORTUGAL	Helder, T. Pacheco S. O.	2°09'55"	364
19	BERMUDA	Hooper, Jay Cameron	2°10'56"	341
20	HONGKONG	Stevens, Alan	2°12'04"	318
21	U.S.S.R.	Chuchelov, Alexandr	2°13'29"	297
22	VENEZULA	Karsten, Boysen Halblaub	2°18'49"	277
23	P. RICO	Torruellas, Juan Rafael	2°24'29"	258
24	KENYA	Cooke, Peter	2°27'41"	239
25	ARGENTIN	Boneo, Ricardo Manuel	2°33'10"	222
—	CAMBODIA	Touch, Kim Sy	Ret	101
—	CZECHSLV	Vejvada, Miroslav	Ret	101
—	SPAIN	Olabarri, Juan	Ret	101
—	IRELAND	Hooper, John Patrick A.	Ret	101
—	CANADA	Kirby, Bruce	Ret	101
—	MEXICO	Ortiz Monasterio, F.	Ret	101
—	U.S.A.	Barrett, Peter Jones	Ret	101
—	THAILAND	Kanjanavanit, Raehot	Dns	0

Weather—Cloudy Wind—12.0m N Tide—0.3 knots SSE Water Temp—16.0°C

4th Race Start 11.00 Oct. 15.

Place	Country	Name	Time	Points
1	FRANCE	Devillard, Gerard	1°42'17"	1620
2	BELGIUM	Nelis, Andre	1°42'42"	1318
3	U.S.S.R.	Chuchelov, Alexandr	1°42'47"	1142
4	DENMARK	Wind, Henning Norgaard	1°42'55"	1017
5	SWEDEN	Jacobson, Boris Alvar	1°43'29"	921
6	GERMANY	Kuhweide, Wihelm	1°43'42"	841
7	U.S.A.	Barrett, Peter Jones	1°43'50"	774
8	NZEALAND	Mander, Peter Garth	1°44'27"	716
9	AUSTRIA	Raudaschl, Hubert	1°45'02"	665
10	CZECHSLV	Vejvoda, Miroslav	1°45'05"	620
11	NORWAY	Jordbakke, Per	1°45'10"	578
12	BRAZIL	Bruder, Joerg	1°45'36"	540
13	HUNGARY	Finaczy, Gyorgy	1°46'08"	506
14	NETHLAND	Willems, Hans	1°46'17"	473
15	AUSTRALA	Ryrie, Colin Stirling	1°46'18"	443
16	GREECE	Koulingas, Panaghiotis	1°46'23"	415

17	RHODESIA	McFadden, Michael	1°46'32"	389
18	JAPAN	Yamada, Takashi	1°46'40"	364
19	ARGENTIN	Boneo, Ricardo Manuel	1°47'20"	341
20	BERMUDA	Hooper, Jay Cameron	1°47'21"	318
21	SPAIN	Olabarri, Juan	1°47'30"	297
22	TURKEY	Kakis, Hayrullah	1°47'34"	277
23	IRELAND	Hooper, John Patrick A.	1°47'50"	258
24	CANADA	Kirby, Bruce	1°48'09"	239
25	PORTUGAL	Helder, T. Pacheco S. O.	1°48'26"	222
26	HONGKONG	Stevens, Alan	1°51'24"	205
27	BRITAIN	Saffery-Cooper, Brian L.	1°51'27"	188
28	KENYA	Cooke, Peter	1°55'43"	172
29	VENEZULA	Karsten, Boysen Halblaub	1°58'12"	157
30	THAILAND	Kanjanavanit, Raehot	1°59'34"	142
31	P. RICO	Torruellas, Juan Rafael	1°59'36"	128
32	CAMBODIA	Touch, Kim Sy	2°06'27"	114
—	MEXICO	Ortiz Monasterio, F.	Ret	101

Weather—Fine Wind—8.0m NE Tide—0.5 knots SE Water Temp—20.1°C

5th Race Start 11.00 Oct. 19

Place	Country	Name	Time	Points
1	NZEALAND	Mander, Peter Garth	1°35'44"	1620
2	DENMARK	Wind, Henning Norgaard	1°35'49"	1318
3	U.S.A.	Barrett, Peter Jones	1°35'58"	1142
4	CANADA	Kirby, Bruce	1°37'06"	1017
5	GERMANY	Kuhweide, Wilhelm	1°37'14"	921
6	GREECE	Koulingas, Panaghiotis	1°38'06"	841
7	RHODESIA	McFadden, Michael	1°38'22"	774
8	CZECHSLV	Vejvoda, Miroslav	1°38'43"	716
9	AUSTRIA	Raudaschl, Hubert	1°38'54"	665
10	BRAZIL	Bruder, Joerg	1°39'10"	620
11	AUSTRALA	Ryrie, Colin Stirling	1°39'20"	578
12	BELGIUM	Nelis, Andre	1°39'32"	540
13	FRANCE	Devillard, Gerard	1°39'44"	506
14	JAPAN	Yamada, Takashi	1°39'52"	473
15	NORWAY	Jordbakke, Per	1°40'04"	443
16	SWEDEN	Jacobson, Boris Alvar	1°40'23"	415
17	U.S.S.R.	Chuchelov, Alexandr	1°41'03"	389
18	IRELAND	Hooper, John Patrick A.	1°41'04"	364
19	BRITAIN	Saffery-Cooper, Brian L.	1°41'28"	341
20	HUNGARY	Finaczy, Gyorgy	1°42'14"	318
21	BERMUDA	Hooper, Jay Cameron	1°43'19"	297
22	TURKEY	Kakis, Hayrullah	1°43'47"	277
23	NETHLAND	Willems, Hans	1°43'48"	258
24	SPAIN	Olabarri, Juan	1°44'20"	239
25	ARGENTIN	Boneo, Ricardo Manuel	1°44'33"	222
26	HONGKONG	Stevens, Alan	1°45'47"	205
27	PORTUGAL	Helder, T. Pacheco S. O.	1°46'09"	188
28	KENYA	Cooke, Peter	1°52'18"	172
29	THAILAND	Kanjanavanit, Raehot	1°54'55"	157
30	P. RICO	Torruellas, Juan Rafael	2°01'56"	142
—	MEXICO	Ortiz Monasterio, F.	Ret	101
—	VENEZULA	Karsten, Boysen Halblaub	Ret	101
—	CAMBODIA	Touch, Kim Sy	Dns	0

Weather—Fine Wind—5.0m NNE Tide—0.5 knots SE Water temp—16.5°C

6th Race Start 11.00 Oct. 20

Place	Country	Name	Time	Points
1	DENMARK	Wind, Henning Norgaard	1°46'29"	1620
2	AUSTRIA	Raudaschl, Hubert	1°46'48"	1318
3	GERMANY	Kuhweide, Wilhelm	1°47'00"	1142
4	AUSTRALA	Ryrie, Colin Stirling	1°47'05"	1017
5	U.S.A.	Barrett, Peter Jones	1°47'32"	921
6	BRAZIL	Bruder, Joerg	1°47'40"	841
7	NZEALAND	Mander, Peter Garth	1°47'51"	774
8	BELGIUM	Nelis, Andre	1°48'42"	716
9	FRANCE	Devillard, Gerard	1°49'13"	665
10	CANADA	Kirby, Bruce	1°49'41"	620
11	GREECE	Koulingas, Panaghiotis	1°49'49"	578
12	CZECHSLV	Vejvoda, Miroslav	1°50'19"	540
13	SWEDEN	Jacobson, Boris Alvar	1°50'37"	506
14	BRITAIN	Saffery-Cooper, Brian L.	1°50'49"	473
15	PORTUGAL	Helder, T. Pacheco S. O.	1°51'12"	443
16	SPAIN	Olabarri, Juan	1°51'30"	415
17	U.S.S.R.	Chuchelov, Alexandr	1°51'36"	389
18	NETHLAND	Willems, Hans	1°51'37"	364
19	IRELAND	Hooper, John Patrick A.	1°52'16"	341
20	JAPAN	Yamada, Takashi	1°52'43"	318
21	TURKEY	Kakis, Hayrullah	1°53'14"	297
22	BERMUDA	Hooper, Jay Cameron	1°54'13"	277
23	RHODESIA	McFadden, Michael	1°54'18"	258
24	VENEZULA	Karsten, Boysen Halblaub	1°56'11"	239
25	HONGKONG	Stevens, Alan	1°56'17"	222
26	KENYA	Cooke, Peter	1°57'25"	205
27	THAILAND	Kanjanavanit, Raehot	1°58'48"	188
28	ARGENTIN	Boneo, Ricardo Manuel	2°00'00"	172
29	P. RICO	Torruellas, Juan Rafael	2°00'33"	157
30	MEXICO	Ortiz Monasterio, F.	2°03'02"	142
—	HUNGARY	Finaczy, Gyorgy	Ret	101
—	NORWAY	Jordbakke, Per	Ret	101
—	CAMBODIA	Touch, Kim Sy	Dns	0

Weather—Cloudy Wind—5.0m N Tide—0.5 knots W Water Temp—14.5°C

7th Race Start 11.00 Oct. 21

Place	Country	Name	Time	Points
1	GERMANY	Kuhweide, Wilhelm	1°48'35"	1620
2	BRAZIL	Bruder, Joerg	1°50'06"	1318
3	U.S.S.R.	Chuchelov, Alexandr	1°50'16"	1142
4	HUNGARY	Finaczy, Gyorgy	1°50'55"	1017
5	SWEDEN	Jacobson, Boris Alvar	1°50'59"	921
6	CANADA	Kirby, Bruce	1°51'01"	841
7	U.S.A.	Barrett, Peter Jones	1°51'13"	774
8	NORWAY	Jordbakke, Per	1°51'16"	716
9	AUSTRIA	Raudaschl, Hubert	1°51'19"	665
10	DENMARK	Wind, Henning Norgaard	1°51'26"	620
11	JAPAN	Yamada, Takashi	1°51'45"	578
12	CZECHSLV	Vejvoda, Miroslav	1°52'16"	540
13	NETHLAND	Willems, Hans	1°52'33"	506
14	AUSTRALA	Ryrie, Colin Stirling	1°52'49"	473
15	FRANCE	Devillard, Gerard	1°53'05"	443
16	BERMUDA	Hooper, Jay Cameron	1°53'07"	415
17	BELGIUM	Nelis, Andre	1°53'15"	389

18	TURKEY	Kakis, Hayrullah	1°53'50"	364
19	NZEALAND	Mander, Peter Garth	1°53'52"	341
20	BRITAIN	Saffery-Cooper, Brian L.	1°53'58"	318
21	IRELAND	Hooper, John Patrick A.	1°54'01"	297
22	PORTUGAL	Helder, T. Pacheco S. O.	1°54'08"	277
23	SPAIN	Olabarri, Juan	1°54'19"	258
24	RHODESIA	McFadden, Michael	1°54'57"	239
25	ARGENTIN	Boneo, Ricardo Manuel	1°56'27"	222
26	KENYA	Cooke, Peter	1°56'43"	205
27	VENEZULA	Karsten, Boysen Halblaub	1°57'55"	188
28	P. RICO	Torruellas, Juan Rafael	2°00'12"	172
29	THAILAND	Kanjanavanit, Raehot	2°00'24"	157
—	HONGKONG	Stevens, Alan	Ret	101
—	CAMBODIA	Touch, Kim Sy	Dns	0
—	MEXICO	Ortiz Monasterio, F.	Dns	0
—	GREECE	Koulingas, Panaghiotis	Dsq	0
Weather—Cloudy Wind—5.0m SSW Tide—0.0 knots Water Temp—19.0°C				

Finn Final Result

Place	Country	Sail No.	Race Points and Place									Total of Best Six					
			1	2	3	4	5	6	7	8	9						
1	GERMANY	Kuhweide, Wilhelm	2	1318	1	1620	4	1017	6	841	5	921	3	1142	1	1620	7638
2	U.S.A.	Barrett, Peter Jones	1	1620	3	1142	—	101	7	774	3	1142	5	921	7	774	6373
3	DENMARK	Wind, Henning Norgaard	14	473	20	318	3	1142	4	1017	2	1318	1	1620	10	620	6190
4	NZEALAND	Mander, Peter Garth	8	716	4	1017	6	841	8	716	1	1620	7	774	19	341	5684
5	AUSTRIA	Raudaschl, Hubert	—	101	7	774	2	1318	9	665	9	665	2	1318	9	665	5405
6	AUSTRALA	Ryrie, Colin Stirling	3	1142	22	277	1	1620	15	443	11	578	4	1017	14	473	5273
7	BRAZIL	Bruder, Joerg	19	341	8	716	5	921	12	540	10	620	6	841	2	1318	4956
8	GREECE	Koulingas, Panaghiotis	5	921	2	1318	14	473	16	415	6	841	11	578	—	0	4546
9	FRANCE	Devillard, Gerard	11	578	17	389	8	176	1	1620	13	506	9	665	15	443	4528
10	BELGIUM	Nelis, Andre	23	258	14	473	7	774	2	1318	12	540	8	716	17	389	4210
11	CANADA	Kirby, Bruce	12	540	5	921	—	101	24	239	4	1017	10	620	6	841	4178
12	U.S.S.R.	Chuchelov, Alexandr	26	205	16	415	21	297	3	1142	17	389	17	389	3	1142	3774
13	HUNGARY	Finaczy, Gyorgy	7	774	11	578	11	578	13	506	20	318	—	101	4	1017	3771
14	SWEDEN	Jacobson, Boris Alvar	17	389	19	341	13	540	5	921	16	415	13	506	5	921	3692
15	NORWAY	Jordbakke, Per	9	665	10	620	9	665	11	578	15	443	—	101	8	716	3687
16	NETHLAND	Willems, Hans	4	1017	13	506	16	415	14	473	23	258	18	364	13	506	3281
17	RHODESIA	McFadden, Michael	6	841	27	188	10	620	17	389	7	774	23	258	24	239	3121
18	CZECHSLV	Vejevoda, Miroslav	16	415	24	239	—	101	10	620	8	716	12	540	12	540	3070
19	PORTUGAL	Helder, T. Pacheco S. O.	10	620	9	665	18	364	25	222	27	188	15	443	22	277	2591
20	BERMUDA	Hooper, Jay Cameron	—	101	6	841	19	341	20	318	21	297	22	277	16	415	2489
21	JAPAN	Yamada, Takashi	18	364	21	297	17	389	18	364	14	473	20	318	11	578	2486
22	BRITAIN	Saffery-Cooper, Brian L.	15	443	18	364	13	506	27	188	19	341	14	473	20	318	2445
23	IRELAND	Hooper, John Patrick A.	21	297	15	443	—	101	23	258	18	364	19	341	21	297	2000
24	KENYA	Cooke, Peter	13	506	12	540	24	239	28	172	28	172	26	205	26	205	1867
25	TURKEY	Kakis, Hayrullah	27	188	26	205	15	443	22	277	22	277	21	297	18	364	1863
26	ARGENTIN	Boneo, Ricardo Manuel	20	318	23	258	25	222	19	341	25	222	28	172	25	222	1583
27	SPAIN	Olabarri, Juan	25	222	—	101	—	101	21	297	24	239	16	415	23	258	1532
28	HONGKONG	Stevens, Alan	22	277	25	222	20	318	26	205	26	205	25	222	—	101	1449
29	VENEZULA	Karsten, Boysen Halblaub	29	157	28	172	22	277	29	157	—	101	24	239	27	188	1190
30	THAILAND	Kanjanavanit, Raehot	28	172	29	157	—	0	30	142	29	157	27	183	29	157	973
31	P. RICO	Torruellas, Juan Rafae	—	101	—	101	23	258	31	128	30	142	29	157	28	172	958
32	MEXICO	Ortiz Monasterio, F.	24	239	—	101	—	101	—	101	—	101	30	142	—	0	785
33	CAMBODIA	Touch, Kim Sy	30	142	—	0	—	101	32	114	—	0	—	0	—	0	357




Enoshima Yacht Harbour



During the Star class yacht race

The colourful scene during the Dragon class race





Finn class yacht race





The Flying Dutchman event



5.5 m yacht race

THE STORY OF NEW RECORDS ATTAINED

The Games of the XVIII Olympiad as have been detailed in the preceding pages of this Official Report were very successfully concluded. In the actual performances of the athletes in the various events, the excellence of their prowess can be seen from the tables which follow. World records were broken in seven of the Athletic men's events; eight of the women's events. In the Swimming, the men's events brought no less than twelve new records, the women's events, seven. Weight-Lifting events broke six world records and one new world record was established during the Shooting events. All in all then 41 new world records emerged during these Tokyo Olympic Games.

New Olympic records were many. In the men's Athletic events alone 86 new Olympic records were established. The women's events brought 62 new Olympic records. In the Swimming events, the men's competitions broke 96 Olympic records, while the women's competitors, 65. In Weight-Lifting, 25 new Olympic records were established, and in Shooting events 31 new Olympic records were recorded, making in all a splendid total of new Olympic records established of 365.

On six occasions the existing world records were equalled. On 46 occasions the existing Olympic records to date were also equalled. The tables which follow set out these performances classified under the sports and events involved.

New Records established during the Tokyo Olympic Games

The following tables have listed the number of world records and Olympic records either broken or equalled during the Tokyo Olympic Games. In the case of Athletics and Swimming events, new World and Olympic records were officially recognized as they occurred after each event. The under mentioned tables therefore may not necessarily represent the actual number of officially recognized records established in all sports categories.

(1) Athletics (Men)

Events	NWR	NOR	TWR	TOR
100 m	—	1	1	2
200 m	—	1	—	2
400 m	—	—	—	—
800 m	—	6	—	—
1500 m	—	—	—	—
5000 m	—	—	—	—
10000 m	—	4	—	—
110 m Hurdles	—	—	—	—
400 m Hurdles	—	—	—	—
3000 m Steeplechase	—	5	—	2
4X100 m Relay	1	5	—	3
4X400 m Relay	3	3	—	—
High Jump	—	2	—	1
Pole Vault	—	25	—	11
Long Jump	—	—	—	—
Triple Jump	—	1	—	—
Shot Put	—	2	—	—
Discus Throw	—	2	—	—
Javelin Throw	—	—	—	—
Hammer Throw	—	14	—	1
*Marathon	1	1	—	—
*20 km Walk	—	2	—	—
*50 km Walk	2	12	—	—
Decathlon	—	—	—	—
Total	7	86	1	22

*—No World Records or Olympic Records are kept, only Best World or Olympic times are recorded.

(2) Athletics (Women)

Events	NWR	NOR	TWR	TOR
100 m	—	1	1	2
200 m	—	3	—	—
*400 m	—	1	—	—
800 m	1	6	—	—
80 m Hurdles	—	—	—	2
4X100 m Relay	3	3	—	1
High Jump	—	2	—	—
Long Jump	1	15	—	2
Shot Put	—	9	—	—
Discus Throw	—	14	—	—
Javelin Throw	2	7	—	—
*Pentathlon	1	1	—	—
Total	8	62	1	7

*—These events were included in Olympic Games for the first time.

(3) Swimming (Men)

Events	NWR	NOR	TWR	TOR
100 m Free style	—	23	—	3
400 m Free style	1	8	—	—
1500 m Free style	—	5	—	—
200 m Breast stroke	0	24	0	—
*200 m Back stroke	2	—	—	—
200 m Butterfly stroke	1	17	—	2
*400 m Individual Medley	2	4	—	—
4X100 m Free style relay	1	5	—	—
4X100 m Free style relay first swimmer	1	1	—	—
4X200 m Free style relay	2	8	—	—
4X100 m Medley relay	1	11	—	—
4X100 m Medley relay first swimmer	1	2	—	—
Total	12	101	0	5

**—Though not a new event, had not been included in Olympic Games since 1900, and as such was not recorded as New Olympic Record inasmuch as had not been held for 64 years.

*—This event included as an Olympic event for the first time.

(4) Swimming (Women)

Events	NWR	NOR	TWR	TOR
100 m Free style	—	5	—	0
400 m Free style	—	8	—	—
200 m Breast stroke	—	8	—	—
100 m Back stroke	3	7	—	—
100 m Butterfly stroke	1	26	—	1
*400 m Individual Medley	—	4	—	—
4X100 m Free style relay	2	2	—	—
4X100 m Medley relay	1	5	—	—
Total	7	65	—	1

*This event was included in the Olympic Games for the first time.

(1) Weight-Lifting

Events	NWR	NOR	TWR	TOR
Bantam-weight	2	3	—	—
Feather-weight	1	4	—	—
Light-weight	2	5	—	1
Middle-weight	—	2	1	1
Light Heavy-weight	—	7	—	—
Middle Heavy-weight	1	2	—	—
Heavy-weight	—	2	—	1
Total	6	25	1	3

Figures are for total points for Press, Snatch, Jerk.

(2) Shooting

Events	NWR	NOR	TWR	TOR
Free Rifle	1	2	—	—
Small Bore Rifle, 3 positions	1	3	—	—
Small Bore Rifle, prone	3	18	2	4
Free Pistol	—	—	—	1
Rapid Fire Pistol	—	7	—	3
*Clay Pigeon	—	1	—	—
Total	5	31	2	8

*—Inasmuch as conditions vary with each Olympic Games, no World or Olympic Records are recognized.

COMPARISON OF AVERAGE RECORDS FOR EACH SPORT OF THE PAST FOUR OLYMPIC GAMES

(1) Athletics Average of winners (Men)

Events	Helsinki	Melbourne	Rome	Tokyo
100 m	10"433	10"600	10"283	10"285
200 m	20"966	20"966	20"716	20"615
400 m	46"616	47"316	45"450	45"600
800 m	1'49"800	1'48"400	1'47"933	1'46"016
1500 m	3'45"766	3'42"133	3'39"150	3'39"550
5000 m	14'13"700	13'57"066	13'47"366	◎ 13'49"600
10000 m	29'42"666	29'07"766	28'40"950	28'36"566
110 m Hurdles	14"250	14"116	14"100	◎ 13"800
400 m Hurdles	52"433	52"000	50"050	50"233
3000 m Steeplechase	8'52"566	8'43"733	8'46"766	8'35"000
High Jump	1.985	2.048	2.120	2.140
Long Jump	7.333	7.441	7.940	◎ 7.745
Triple Jump	15.535	16.026	16.453	16.473
Pole Vault	4.391	4.406	4.566	5.033
Shot Put	16.896	17.581	18.511	19.476
Discus Throw	52.765	54.070	56.721	58.898
Javelin Throw	71.795	77.838	79.610	80.230
Hammer Throw	57.798	61.966	65.376	◎ 67.996
4X100 m Relay	40"600	40"183	* 40"140	39"316
4X400 m Relay	3'07"316	* 3'07"320	3'05"266	3'02"650
Decathlon**	p. 6843.500	p. 7257.500	p. 7755.500	p. 7770.333
20 km Walk	—	1°32'25"433	1°35'31"633	1°31'41"566
50 km Walk	4°31'16"600	4°40'29"800	4°29'31"333	◎ 4°14'32"533
Marathon	2°25'47"566	2°27'40"500	2°17'57"966	2°16'20"213

*—Average of best five placed winners

**—New method of scoring

◎—Event took place during rain

(2) Average of best 12 (Men)

Events	Helsinki	Melbourne	Rome	Tokyo
100 m	10"525	10"491	10"333	10"308
200 m	21"283	21"141	20"866	20"741
400 m	46"766	46"891	45"941	46"025
800 m	1'50"683	1'49"650	1'45"500	1'46"608
1500 m	3'47"500	3'43"866	3'41"333	3'40"263
5000 m	14'17"800	14'08"383	13'56"616	13'51"166
10000 m	30'00"366	29'35"550	28'53"891	28'58"650
110 m Hurdles	14"458	14"175	14"116	13"966
400 m Hurdles	52"375	51"375	50"858	50"533
3000 m Steeplechase	8'57"166	8'47"200	8'46"650	8'36"716
High Jump	1.946	2.025	2.075	2.114
Long Jump	* 7.133	7.304	7.712	7.663
Triple Jump	15.171	15.778	16.065	16.291
Pole Vault	4.270	4.295	4.483	4.883
Shot Put	16.170	16.947	17.896	18.903
Discus Throw	50.770	52.375	55.120	57.478
Javelin Throw	69.545	73.713	77.500	76.964
Hammer Throw	56.090	60.052	64.243	66.635
4X100 m Relay	41"100	40"641	40"533	39"625
4X400 m Relay	3'10"750	3'10"033	3'07"375	3'05"258
Decathlon**	p. 6425.833	p. 6690.333	p. 7333.016	p. 7625.500
20 km Walk	—	1°34'04"050	1°37'11"250	1°32'35"083
50 km Walk	4°37'30"116	4°53'42"783	4°34'35"983	4°18'19"433
Marathon	2°28'22"236	2°30'58"583	2°19'45"616	2°18'34"766

*—Average of best eleven

**—New method of scoring

(1) Average of winners (Women)

Events	Helsinki	Melbourne	Rome	Tokyo
100 m	11"866	11"766	11"350	11"600
200 m	24"250	23"916	24"583	23"350
400 m	—	—	—	53"633
800 m	—	—	2'05"750	2'02"200
80 m Hurdles	* 11"180	11"050	11"033	10"583
High Jump	1.615	1.685	1.718	1.773
Long Jump	5.970	6.021	6.218	6.461
Shot Put	14.326	15.788	16.468	17.346
Discus Throw	45.790	50.755	52.373	56.365
Javelin Throw	48.198	50.375	53.208	56.783
4X100 m Relay	46"450	45"433	45"020	44"266
Pentathlon	—	—	—	p. 4926.833

* —Average of best five placed winners

(2) Average of best 12 (Women)

Events	Helsinki	Melbourne	Rome	Tokyo
100 m	11"908	11"700	11"683	11"475
200 m	24"491	24"183	23"666	23"725
400 m	—	—	—	53"866
800 m	—	—	2'07"041	2'04"733
80 m Hurdles	11"150	10"983	11"041	10"741
High Jump	1.583	1.658	1.684	1.740
Long Jump	5.834	5.885	6.115	6.372
Shot Put	13.567	15.024	15.664	16.529
Discus Throw	43.246	47.365	50.485	54.741
Javelin Throw	45.345	48.445	51.482	54.309
4X100 Relay	46"966	* 45"222	* 45"881	45"341
Pentathlon	—	—	—	p. 4774.833

* —Average of best nine

(3) Rowing Average of winners

Events	Helsinki	Melbourne	Rome	Tokyo
Four-Oars with Cox	* 7'38"380	* * 7'25"950	6'44"956	7'11"310
Pair-Oars without Cox	* 8'32"620	* * 8'08"325	7'09"383	7'43"473
Single Sculls	* 8'20"120	* * 8'08"725	7'23"293	8'30"506
Pair-Oars with Cox	* 8'34"910	* * 8'29"450	7'37"263	8'28"160
Four-Oars without Cox	* 7'22"320	* * 7'17"650	6'32"325	7'05"250
Double Sculls	* 7'42"960	* * 7'33"825	6'51"843	7'22"475
Eight-Oars with Cox	* 6'33"560	* * 6'39"900	6'25"150	6'27"891

* —Average of best five placed winners * * —Average of best four placed winners

(4) Average of best 12 boats

Events	Helsinki	Melbourne	Rome	Tokyo
Four-Oars with Cox	7'03"733	* 7'07"300	6'42"810	6'48"872
Pair-Oars without Cox	7'39"750	* * 7'34"411	7'10"925	7'24"098
Single Sculls	7'40"941	7'37"383	7'29"714	7'36"421
Pair-Oars with Cox	7'58"500	* * * 8'09"000	7'39"917	7'33"152
Four-Oars without Cox	6'40"991	6'52"750	6'34"454	6'37"374
Double Sculls	7'03"558	* * * 7'02"262	6'51"870	7'49"015
Eight-Oars with Cox	6'18"891	* 6'10"244	6'09"807	6'02"911

* —Average of best ten boats * * —Average of best nine boats * * * —Average of best eight boats

(1) Canoeing Average of winners (Men)

Events	Helsinki	Melbourne	Rome	Tokyo
Kayak Singles, 1000 m	4'17"350	4'18"233	3'57"110	4'00"806
Canadian Singles, 1000 m	5'09"983	5'14"450	4'36"611	4'39"791
Kayak Pairs, 1000 m	3'52"533	3'54"983	3'37"383	3'40"748
Canadian Pairs, 1000 m	4'47"633	4'55"900	4'23"523	4'08"446
Kayak Fours, 1000 m	—	—	—	3'16"433
Kayak Singles, 4 X 500 m	—	—	7'47"198	—

(2) Average of winners (Women)

Events	Helsinki	Melbourne	Rome	Tokyo
Kayak Singles, 500 m	—	2'22"033	2'11"471	2'15"325
Kayak Pairs, 500 m	—	—	1'58"618	2'00"028

(3) Average of best 12 boats (Men)

Events	Helsinki	Melbourne	Rome	Tokyo
Kayak Singles, 1000 m	4'19"875	4'25"316	4'00"860	4'04"346
Canadian Singles, 1000 m	5'11"370	* 5'23"488	4'43"027	4'50"068
Kayak Pairs, 1000 m	3'53"875	3'58"400	3'40"577	3'44"092
Canadian Pairs, 1000 m	* * * 4'45"627	* * 5'02"770	* * * 4'31"998	4'19"908
Kayak Fours, 1000 m	—	—	—	3'19"743
Kayak Singles, 4 X 500 m	—	—	7'55"465	—

* —Average of best nine boats * * —Average of best ten boats * * * —Average of best eleven boats

(4) Average of best 12 boats (Women)

Events	Helsinki	Melbourne	Rome	Tokyo
Kayak Singles, 500 m	—	* 2'24"230	2'13"937	2'12"668
Kayak Pairs, 500 m	—	—	* * 2'02"500	2'02"093

* —Average of best ten boats * * —Average of best eleven boats

(5) Cycling Average of first 4 winners

Events	Helsinki	Melbourne	Rome	Tokyo
1000 m Time Trial	1'12"500	1'11"225	1'08"520	1'10"195
4000 m Team Pursuit Race	4'48"275	4'40"700	4'34"112	4'37"455

In the Rome Games the Piste was wooden, but in the case of the Tokyo Games was of concrete.

(6) Average of best 12

Events	Helsinki	Melbourne	Rome	Tokyo
1000 m Time Trial	1'13"858	1'12"191	1'09"755	1'10"991
4000 m Team Pursuit Race	4'52"608	* 4'50"777	4'37"441	4'45"015

* —At the Melbourne Games only nine teams were taken from among the sixteen teams participating, in calculating the average.

(1) Weight-Lifting Average of winners

Events	Weight categories	Helsinki	Melbourne	Rome	Tokyo
Press	Bantam (up to 56 kgs)	86.666	95.416	97.083	105.833
	Feather (up to 60 kgs)	95.000	104.166	110.000	119.166
	Light (up to 67.5 kgs)	102.916	114.583	114.583	131.666
	Middle (up to 75 kgs)	115.416	123.333	130.833	131.666
	Light Heavy (up to 82.5 kgs)	122.916	130.000	129.583	148.750
	Middle Heavy (up to 90 kgs)	120.416	134.583	137.916	151.666
	Heavy (from 90.001 kgs upwards)	142.500	152.500	159.583	179.500
Snatch	Bantam (up to 56 kgs)	93.750	100.000	100.833	104.583
	Feather (up to 60 kgs)	100.416	101.666	104.583	114.166
	Light (up to 67.5 kgs)	108.333	110.416	113.750	124.166
	Middle (up to 75 kgs)	114.583	117.083	122.916	131.250
	Light Heavy (up to 82.5 kgs)	123.750	126.250	126.666	136.250
	Middle Heavy (up to 90 kgs)	125.833	128.750	134.166	138.333
	Heavy (from 90.001 kgs upwards)	127.500	135.416	144.500	156.250
Jerk	Bantam (up to 56 kgs)	120.000	128.750	131.666	136.250
	Feather (up to 60 kgs)	127.083	128.333	137.916	147.916
	Light (up to 67.5 kgs)	137.916	144.166	149.583	159.583
	Middle (up to 75 kgs)	150.416	152.500	156.666	170.000
	Light Heavy (up to 82.5 kgs)	159.166	162.916	167.500	177.500
	Middle Heavy (up to 90 kgs)	158.333	162.916	168.750	179.583
	Heavy (from 90.001 kgs upwards)	160.416	173.333	180.833	196.666
Aggregate of above points	Bantam (up to 56 kgs)	300.416	324.166	329.583	346.250
	Feather (up to 60 kgs)	322.500	334.166	352.500	378.333
	Light (up to 67.5 kgs)	349.166	369.166	377.916	415.833
	Middle (up to 75 kgs)	380.416	392.916	410.416	432.916
	Light Heavy (up to 82.5 kgs)	405.833	419.166	423.750	462.500
	Middle Heavy (up to 90 kgs)	404.583	426.250	440.416	469.583
	Heavy (from 90.001 kgs upwards)	430.416	461.250	485.000	532.500

(2) Average of best 12

Events	Weight categories	Helsinki	Melbourne	Rome	Tokyo
Press	Bantam (up to 56 kgs)	84.853	91.458	96.041	104.583
	Feather (up to 60 kgs)	93.541	99.791	103.750	113.750
	Light (up to 67.5 kgs)	101.041	111.666	114.791	126.666
	Middle (up to 75 kgs)	110.208	115.833	123.333	131.666
	Light Heavy (up to 82.5 kgs)	119.583	* 124.500	126.250	144.375
	Middle Heavy (up to 90 kgs)	116.041	130.208	134.166	146.458
	Heavy (from 90.001 kgs upwards)	131.666	* * 145.000	151.000	170.375
Snatch	Bantam (up to 56 kgs)	89.791	92.916	97.083	102.291
	Feather (up to 60 kgs)	97.916	98.333	102.291	108.541
	Light (up to 67.5 kgs)	105.625	108.125	111.666	118.333
	Middle (up to 75 kgs)	112.083	114.166	119.166	128.541
	Light Heavy (up to 82.5 kgs)	119.583	* 120.500	123.333	135.208
	Middle Heavy (up to 90 kgs)	119.166	121.666	128.333	134.791
	Heavy (from 90.001 kgs upwards)	119.583	* * 129.444	135.375	147.083

Events	Weight categories	Helsinki	Melbourne	Rome	Tokyo
Jerk	Bantam (up to 56 kgs)	115.833	122.708	127.705	133.541
	Feather (up to 60 kgs)	124.166	126.666	133.333	141.666
	Light (up to 67.5 kgs)	132.708	140.833	145.000	153.333
	Middle (up to 75 kgs)	145.208	147.291	153.125	163.958
	Light Heavy (up to 82.5 kgs)	153.541	* 153.750	161.041	172.500
	Middle Heavy (up to 90 kgs)	152.500	155.625	162.708	175.416
	Heavy (from 90.001 kgs upwards)	153.541	* * 164.444	174.166	191.250
Aggregate of above points	Bantam (up to 56 kgs)	287.291	306.041	318.750	338.541
	Feather (up to 60 kgs)	313.125	322.291	336.875	359.375
	Light (up to 67.5 kgs)	339.250	359.166	367.708	396.458
	Middle (up to 75 kgs)	366.250	375.583	394.791	420.833
	Light Heavy (up to 82.5 kgs)	389.583	* 398.700	407.916	447.708
	Middle Heavy (up to 90 kgs)	384.791	404.583	423.333	454.791
	Heavy (from 90.001 kgs upwards)	404.375	* * 438.888	460.625	505.416

* —Average of best ten

* * —Average of best nine

(1) Swimming Average of winners (Men)

Events	Helsinki	Melbourne	Rome	Tokyo
100 m Free style	58"133	56"716	55"666	53"933
400 m Free style	4'35"850	4'32"100	4'21"933	4'15"816
1500 m Free style	18'49"000	18'18"383	17'32"533	17'13"050
200 m Breast stroke	2'36"683	2'37"650	2'39"250	2'30"216
200 m Back stroke	—	—	—	2'13"116
200 m Butterfly stroke	—	2'24"683	2'15"916	2'09"716
100 m Back stroke	1'06"850	1'04"233	1'02"750	—
400 m Individual Medley	—	—	—	4'52"400
4X100 m Free style relay	—	—	—	3'38"800
4X200 m Free style relay	8'43"800	8'35"833	8'21"016	8'02"933
4X100 m Medley relay	—	—	4'13"400	4'03"600

(2) Average of winners (Women)

Events	Helsinki	Melbourne	Rome	Tokyo
100 m Free style	1'07"066	1'04"266	1'03"066	1'01"100
400 m Free style	5'15"283	5'07"600	4'56"250	4'47"600
200 m Breast stroke	2'56"333	2'55"166	2'52"916	2'48"700
100 m Back stroke	1'15"766	1'13"450	1'11"016	1'08"516
100 m Butterfly stroke	—	1'14"133	1'12"000	1'06"683
400 m Individual Medley	—	—	—	5'25"216
4X100 m Free style relay	4'32"750	4'24"500	4'18"466	4'10"633
4X100 m Medley relay	—	—	4'47"150	4'41"300

(1) Average of best 12 (Men)

Events	Helsinki	Melbourne	Rome	Tokyo
100 m Free style	57"971	57"191	56"133	54"466
400 m Free style	4'39"701	4'35"291	4'25"766	4'19"258
1500 m Free style	19'00"491	18'35"216	17'51"925	17'24"125
200 m Breast stroke	2'37"783	2'41"041	2'39"550	2'31"541
200 m Back stroke	—	—	—	2'14"750
200 m Butterfly stroke	—	2'29"566	2'19"266	2'11"266
100 m Back stroke	1'07"591	1'05"008	1'03"541	—
400 m Individual Medley	—	—	—	4'58"750
4X100 m Free style relay	—	—	—	3'42"683
4X200 m Free style relay	8'53"166	* 8'43"045	8'27"358	8'20"041
4X100 m Medley relay	—	—	4'15"850	4'19"975

* —Average of best eleven

(2) Average of best 12 (Women)

Events	Helsinki	Melbourne	Rome	Tokyo
100 m Free style	1'07"033	1'05"033	1'03"550	1'01"925
400 m Free style	5'18"000	5'10"608	4'58"791	4'51"108
200 m Breast stroke	2'58"591	2'57"641	2'54"858	2'50"358
100 m Back stroke	1'17"091	1'14"291	1'11"783	1'09"566
100 m Butterfly stroke	—	1'15"991	1'12"200	1'07"841
400 m Individual Medley	—	—	—	5'31"233
4X100 m Free style relay	4'40"858	* 4'28"150	* * * 4'25"509	* 4'12"740
4X100 m Medley relay	—	—	4'54"016	* * 4'42"877

* —Average of best ten

* * —Average of best nine

* * * —Average of best eleven

(3) Shooting Average of winners

Events	Helsinki	Melbourne	Rome	Tokyo
Free Rifle (300 m, 40 shots X 3, 3 positions)	1,111.333	1,119.666	1,126.000	1,139.333
Free Pistol (50 m, 60 shots)	547.833	552.000	551.333	554.500
Rapid Fire Pistol	577.333	582.000	585.833	590.000
Clay Pigeon	189.333	189.333	188.500	194.333
Small Bore Rifle (50 m, 40 shots X 3, 3 positions)	X	X	1,411.100	1,151.500
Small Bore Rifle (50 m, 60 shots, prone)	X	X	587.333	595.666

X—Comparison not possible as target changed after Melbourne Games.

(4) Average of best 12

Events	Helsinki	Melbourne	Rome	Tokyo
Free Rifle (300 m, 40 shots X 3, 3 positions)	1,000.000	1,096.333	1,120.250	1,131.916
Free Pistol (50 m, 60 shots)	541.666	545.683	547.000	550.666
Rapid Fire Pistol	574.333	577.083	583.250	588.416
Clay Pigeon	187.333	182.833	185.500	192.416
Small Bore Rifle (50 m, 40 shots X 3, 3 positions)	X	X	1,137.166	1,146.750
Small Bore Rifle (50 m, 60 shots, prone)	X	X	586.000	594.083

X—Comparison not possible as target changed after Melbourne Games.

The Official Report of the Games of the XVIII Olympiad, Tokyo 1964 Volume II

Edited & published by: The Organizing Committee for the Games of the XVIII Olympiad

Bound by: HARA Hiromu

Photographs were kindly offered by: (in alphabetical order)

Asahi Shinbun (The Press Asahi)

Ginso Photo Design Co., Ltd.

Hitachi, Ltd.

Japan Airport Terminal Co., Ltd.

Japan Broadcasting Corporation (Nippon Hoso Kyokai)

Kishimoto Photo Company

Kokusai Denshin Denwa Co., Ltd.

Konishiroku Photo Industry Co., Ltd.

Kyodo News Service

Mainichi Shinbun (The Mainichi Newspapers Publishing Co., Ltd.)

Nippon Express Co., Ltd.

Nippon Telegraph and Telephone Public Corporation

Pan-Asia Newspaper Alliance

Public Relations Section, Tokyo Metropolitan Police Department

Radio Research Laboratories, Ministry of Posts and Telecommunications

Tokyo National Museum

Tokyo Tourist Association

301st Photo-Company, Japan Ground Self-Defence Force

Date issued: October, 1966

Printed in Japan by Kyodo Printing Co., Ltd., Tokyo

Notes on the digitized version of the Official Report of The Games of the XVIII Olympiad Tokyo 1964, Volume 2

The digital version of the Official Report of the The Games of the XVIII Olympiad Tokyo 1964, Volume 2 was created with the intention of producing the closest possible replica of the original printed document. These technical notes describe the differences between the digital and printed documents and the technical details of the digital document.

The original document:

The original paper version of the Official Report of The Games of the XVIII Olympiad Tokyo 1964, Volume 2 has dimensions of 8.25" x 11.65" (21 cm x 29.5 cm).

The volume's spine is of grey cloth.

The book has 730 pages.

The fonts used in the digital version book for text, photograph captions and chapter headings are NewBaskerville and such system fonts as best approximate the original fonts.

Special features of the digital version:

- The spine is not included in the digital version.
- Blank pages are not included in the digital version.
- The digital version includes a bookmark list that functions as a hyper linked table of contents. Selecting a topic heading will take you to the corresponding section in the document.

The text of the Tokyo 1964 official report, Volume 2 contains a number of errors:

Page	Error	Correction
19	VENEZUULA	VENEZULA
19	PHILPIN	PHILPINS
20	VENEZURA	VENEZULA
22	ITARY	ITALY
22	Humidity —44.0 per eent	Humidity —44.0 per cent
23	HONG KONG	HONGKONG
23	Bahamas	BAHAMAS
25	FRANEC	FRANCE
27	Chabbanga, Mohamed Hassan TANGKONG	Chabbanga, Mohamed Hassan TANGYKA
27	BERGIUM	BELGIUM
29	LUKEMBRG	LUXEMBRG
29	NZEAXLAND	NZEALAND
38	FFANCE	FRANCE
77	Golubnichy, Vladimir U.S.S.A.	Golubnichy, Vladimir U.S.S.R.
131	U UGUAY	URUGUAY
131	AUST'ALA	AUSTRALA
141	Lnmo, Kari Tapani	Liimo, Kari Tapani
152	Wyatt, William Geroge	Wyatt, William George
201	Tillinghast, F.G.	Tillinghast, E.G.
207	Bule	Blue
230	Tillinghast, E.C.	Tillinghast, E.G.
240	Semi Einal	Semi Final
250	Dountry	Country
272	Repechages of 1/8 Finals Race 4 - Rank 5	Repechages of 1/8 Finals Race 4 - Rank 3
351	BULGALIA	BULGARIA
351	BURGALIA	BULGARIA

Page	Error	Correction	Page	Error	Correction
351	Churlock, Arthur David	Shurlock, Arthur David	408	S.S.S.R	U.S.S.R
352	ALGENTIN	ARGENTIN	450	Stefand Gamba	Stefano Gamba
352	LUXENBRG	LUXEMBRG	450	Stefano Gamda	Stefano Gamba
352	PHILPNS	PHILPINS	482	Final Rouno	Final Round
354	PHLPINS	PHILPINS	483	oven 97 kgs	over 97 kgs
354	Vicotr	Victor	502	4th Roung	4th Round
354	Churlock, Arthur David	Shurlock, Arthur David	516	Hear 5	Heat 5
356	CZECHSZV	CZECHSLV	530	Keen, Sndra	Keen, Sandra
358	LUXENBRG	LUXEMBRG	533	qulify	qualify
358	ALGELIA	ALGERIA	541	Divieg	Diving
358	BULGALIA	BULGARIA	577	Gand	Grand
358	Fulle, Sieg Fried	Fulle, Siegfried	577	Appeel	Appeal
359	MONGORIA	MONGOLIA	610	Feru	Peru
359	BULGALIA	BULGARIA	611	Totla	Total
365	Miroslar	Miroslav	611	U.S.S.R	U.S.S.R
366	Churlock, Arthur David	Shurlock, Arthur David	612	Roland	Poland
367	Mondai, D.(India)	Mondal, D.(India)	612	total	total
372	scond	seconde	622	Mach No. 2	Match No. 2
372	classa	classe	624	totol	total
374	individuel	individuel	628	Poitns	Points
374	Adclfina	Adolfina	630	Czechoslovakia	Czechoslovakia
375	Appratus	Apparatus	580	FRANCH	FRANCE
376	A. Keletr	A. Keleti	681	Mclroy, Charles Raymond	Mcllroy, Charles Raymond
376	BULGALIA	BULGARIA	681	Mcllroy, Paul Pobert	Mcllroy, Paul Robert
376	Tressei	Tressel	682	Angerh0usen, Ch.	Angerhausen, Ch.
376	Rutheriord	Rutherford	683	AUSTRAL	AUSTRALA
379	Monicak	Monica K.	684	LEATHER ball	Leather ball
384	Moica	Monica	685	Variend, Henri Gerard	Vriend, Henri Gerard
378	Robers	Roberts	713	ATTAIND	ATTAINED
383	Walthe	Walther	713	undermentioned	under mentioned

Profile of the digital version:

File name: or1964v2.pdf

File size: 37,580 KB

Format: Portable Document Format (PDF) 1.4 (Adobe Acrobat 5.0)

Source document: The Official Report of The Games of the XVIII Olympiad Tokyo 1964, Volume 2

Printed by: Kyodo Printing Co., Ltd., Tokyo

Creation Platform: Windows XP

Creation Date: August 2005

Conversion Software: Adobe Acrobat, FineReader, VistaScan, FahrenEX

Image Resolution: 96 dpi for color and grayscale images

Digital Fonts: NewBaskerville

Digitization by: Exgenis Technologies, Goa, INDIA

www.digitization.info