

CINCINNATI BEARCATS



PURDUE BOILERMAKERS

[1-0]

[1-0]

SATURDAY, SEPT. 10, 2016 | NOON | ROSS-ADE STADIUM | WEST LAFAYETTE, IND. | 700 WLW AM/BIG TEN NETWORK

UC ATHLETICS COMMUNICATIONS: RICHARD E. LINDNER CENTER // 2751 O'VARSITY WAY SUITE 860 CINCINNATI, OHIO 45221-0021 // GOBEARCATS.COM

2016 SCHEDULE

DATE	OPPONENT	TIME (ET)	TV
Sept. 1	UT MARTIN	W, 28-7	ESPN3
Sept. 10	at Purdue	Noon	BTN
Sept. 15	HOUSTON *	7:30 p.m.	ESPN
Sept. 24	MIAMI (OHIO)	TBA	
Oct. 1	USF *	TBA	
Oct. 8	at UConn *	11:30 a.m.	CBS SN
Oct. 22	EAST CAROLINA *	TBA	
Oct. 29	at Temple *	TBA	
Nov. 5	BYU	TBA	
Nov. 12	at UCF *	TBA	
Nov. 18	MEMPHIS *	8 p.m.	CBS SN
Nov. 25	at Tulsa *	TBA	

All times Eastern. Home games in **BOLD CAPS** and played at Nippert Stadium. * American Athletic Conference game.

TV: Big Ten Network

- » **Play-by-Play**..... Joe Beninati
- » **Analyst**..... Glen Mason
- » **Sideline**.....n/a
- » Online: BTN2Go.com
- » Mobile App: BTN2Go App

RADIO: BEARCATS SPORTS NETWORK

- » **Play-by-Play**..... Dan Hoard
- » **Analyst**..... Jim Kelly Jr.
- » **Sideline Reporter**..... Tony Pike
- » **Host/Engineer**..... Mo Egger
- » Local: 700 WLW AM
- » Satellite: Sirius XM 975 (Internet)
- » Online: Tunein.com | GoBEARCATS.com
- » Mobile Apps: iHeartRadio | TuneIn
- » Streamed live on the Cincinnati Bearcats Gameday App

LIVE STATS: CINCINNATI.STATBROADCAST.COM

TWITTER: #BEARCATS

- » **Official Accounts**.....@GoBearcats | @GoBearcatsFB

MOBILE APP: CINCINNATI GAMEDAY

Improved for the 2016 season, the Cincinnati Gameday app for iPhone, iPad and Android devices offers fans a wide variety of information on the Bearcats — home and away. The free app is available in the App Store and Google Play.

CINCINNATI SPORTS COMMUNICATIONS

RYAN KOSLENAssoc. AD/Football Contact
 Phone (O/C): 513-556-5186/513-497-3132
 Email: Ryan.Koslen@uc.edu
 Twitter@Koz_UC

Web:GoBEARCATS.com
 Nippert Stadium Press Box: 513-556-1010

Site.....Ross-Ade Stadium (57,236)
Surface.....Grass
TV.....Big Ten Network
Radio.....700 WLW AM
Live Stats.....GoBEARCATS.com
Twitter.....@GoBearcats | @GoBearcatsFB
Series Record.....Tied 1-1
In West Lafayette.....First Meeting
Last Meeting.....UC W, 42-7 (8/31/13 in Cincinnati)

RANKINGS (AP/COACHES).....na/na
2015 Record.....1-0, 0-0 Big Ten West
Head Coach.....Darrell Hazell
Record at School (Yrs.).....7-30 (4th)

RANKINGS (AP/COACHES).....na/na
2015 Record.....1-0, 0-0 American East
Head Coach.....Tommy Tuberville
Record at UC (Yrs.).....26-14 (4th)

// INSIDE THE MATCHUP ...

FOOTBALL HITS THE ROAD FOR FIRST TIME AT PURDUE SATURDAY

» The University of Cincinnati football team is on the road for the first time this season, taking on Big Ten Conference foe Purdue Saturday at noon inside Ross-Ade Stadium in West Lafayette, Indiana. The Bearcats (1-0) haven't won a road contest against a Big Ten foe since 1959. The two squads last faced off in the 2013 season opener with UC a 42-7 winner. That game was the first for UC Head Coach Tommy Tuberville and Purdue's Darrell Hazel at their respective institutions. UC got off to a slow start, victimized by three first-half turnovers, before scoring 28 unanswered points in a 28-7 win over UT Martin. The defensive unit, much maligned a season ago, forced three turnovers, including a 58-yard interception return for a TD by S Tyrell Gilbert. Purdue is 1-0 after knocking off Eastern Kentucky 45-24.

THE SERIES

» Saturday marks the third game in the all-time series which is knotted at one win apiece. Both previous meeting came in Nippert Stadium with UC winning a 42-7 decision in the 2013 opener while Purdue won the first meeting, 19-14, on Sept. 2, 2001.

THE COACHES

» **TOMMY TUBERVILLE**, a 20-year head coaching veteran, is in his fourth year at Cincinnati. Widely regarded as one of the top coaches and recruiters in the collegiate game, Tuberville holds a 156-91 career record with head coaching stops at Texas Tech, Auburn and Ole Miss. He is 25-14 at UC and has led the Bearcats to a 2014 American Athletic Conference Championship and berths in the Belk Bowl (2013), Military Bowl (2014) and Hawai'i Bowl (2015).

» **DARRELL HAZELL** is in his fourth season at Purdue. Hazell (HAY-zull) joined the Boilermakers after spending two seasons as the head coach at Kent State. He is 7-30 in four seasons in West Lafayette with a six-year career mark of 23-39.

// STREAKS, STORYLINES, SIDEBARS ...

- » The University of Cincinnati football team plays its 129th season in 2016. The program dates to 1885 and is one of the 10 oldest in major college football.
- » UC has won a league title in five of the last nine seasons and played in a bowl game for a school-record fifth straight year and the ninth time in 10 years.
- » The Bearcats' 91 wins over the last 10 years are the most among current American Athletic Conference teams.
- » UC's .704 winning percentage since 2007 ranks among the Top-16 teams in the NCAA FBS.
- » Cincinnati has won at least nine games seven times in the last 10 years and the Bearcats won their last seven regular-season games to close the 2014 season before falling to Virginia Tech in the Military Bowl.
- » The Bearcats returned to Nippert Stadium in 2015 after a 20 month, \$86-million renovation and drew 222,578 fans in the first year back at Nippert Stadium, a single-season record average of 37,096.
- » The Oct. 24, 2015 attendance of 40,124 was the largest in Nippert Stadium history. The previous stadium record was 40,101 set on Oct. 1 against Miami (Fla.).
- » UC has won 29 straight home non-conference games at Nippert Stadium, dating back to a 30-24 win over Temple in three overtimes on Sept. 20, 2003.
- » HC Tommy Tuberville is No. 53 on the all-time major college

- » football coaches victory list, with 156 career victories. Next on the list are Barry Switzer & Pappy Waldorf, tied for No. 51 with 157 wins, according to Sports-Reference.com.
- » Tuberville enters his fourth season at the helm of the Bearcats program with 25 wins, a 2014 American Athletic Conference title and three straight bowl appearances.
- » UC raised over \$15,000 for the UC Cancer Institute's Comprehensive Breast Cancer Center & UC Athletics' Women's Excellence Fund at its 11th Annual Football 101 event in July.
- » UC won the American Athletic Conference Team Academic Excellence Award for football in 2015.
- » UC features new coordinators on both sides of the ball with Zac Taylor calling the offense and Jeff Koonz and Robert Prunty calling the defense.
- » Center Deyshawn Bond (Rimington), running back Mike Boone (Maxwell), tight end DJ Dowdy (Mackey), defensive back Zach Edwards (Thorpe), kicker Andrew Gantz (Groza), quarterback Gunner Kiel (Maxwell) and linebacker Eric Wilson (Butkus) were named to national preseason watch lists this summer.
- » QB Hayden Moore will start under center. The redshirt sophomore was 21-of-34 for 269 yards and 2 TDs in the opener. He saw action in eight games last year, throwing for 1,683 yards and eight TDs, leading the Bearcats to a 34-23 win over Miami (Fla.) in his first career start. Ross Trail and Gunner Kiel sit second and third, on the depth chart, respectively.



MEDIA SCHEDULE • WEEK 2

MONDAY	5	TUESDAY	6	WEDNESDAY	7	THURSDAY	8	FRIDAY	9	SATURDAY	10	SUNDAY	11
American Teleconference 12 p.m. - Tuberville on call		Press Conference 11:30-1 p.m. (Goin Team Room) 11:30 - Lunch 12:00 - Tuberville Practice 3-5 p.m. (Sheakley)		Practice 3-5 p.m. (Sheakley) Tuberville/Players available following practice.		Radio Show 8 p.m. - Original Montgomery Inn.		No Availability		Gameday UC at Purdue (Ross-Ade) Noon ET • Big Ten Network Postgame Coach Tuberville is available in the press conference room. Players will follow Tuberville.		No Availability	

SPORTS COMMUNICATIONS

The University of Cincinnati Sports Communications Office is ready to assist you in every way possible to make the experience of covering UC Athletics productive and rewarding. For this reason, we have developed policies and procedures which will require cooperation on the part of the media. Not complying with these policies will result in the refusal of credentials/access.

Richard E. Lindner Center • Suite 860
2751 O'Varsity Way • Cincinnati, OH 45221-0021

SID Phone 513-556-5191
Fax 513-556-0619
Press Box Phone 513-556-1010
Website (University) GoBEARCATS.com
Twitter @GoBEARCATS | @GoBearsFB
Facebook Facebook.com/GoBears
Facebook Facebook.com/GoBearsFootball

COMMUNICATIONS

Ryan Koslen Associate AD/Football Contact
513-497-3132 Ryan.Koslen@uc.edu
Drew Weber Assistant Director/Credentials
513-556-0667 Andrew.Weber@uc.edu

Andre Foushee Assistant AD
513-556-5182 Andre.Foushee@uc.edu
Katie Botsis Director
513-556-5191 Katie.Botsis@uc.edu
Alex Ryan Associate Director
513-556-0618 Alex.Ryan@uc.edu
Alex Lange Assistant Director
513-556-5145 Alex.Lange@uc.edu
Megan Coffey Video Contact
513-556-5004 Megan.Coffey@uc.edu

MEDIA CREDENTIALS

Requests for official working media credentials should be directed to the UC Sports Communications Office.

SCOUTING PASSES

Professional scouts may obtain credentials through UC's Sports Communications Office. Scouts will be issued seating in the press box on a space-available basis.

GOING GREEN

Starting with the 2010 season, the University of Cincinnati will no longer print media guides. Complete information, including

a record book/media supplement will be made available on the football page at www.GoBEARCATS.com.

ON THE WEB

Information on the University of Cincinnati football team is available at www.GoBEARCATS.com. To receive the UC updates via email, please send a request to Ryan Koslen (ryan.koslen@uc.edu). Information on the American Athletic Conference and all member institutions is available through the league's web site at www.TheAmerican.org.

WEEKLY MEDIA LUNCHEON

UC holds a weekly media luncheon each Tuesday in the second floor Bob Goin Team Room of Richard E. Lindner Center. Lunch is served at 11:30 a.m., selected players are available for one-on-one interviews from 11:45-noon, and head coach Tommy Tuberville takes the podium at noon.

POSTGAME INTERVIEWS

The UC locker room will remain closed following all football games. Media should request players through UC Sports Communications personnel for the media room during the fourth quarter. Media will be allowed to enter the field (for home games) late in the fourth quarter but will not be allowed to conduct interviews with UC football players on the field (home or away). Only the originating television and radio networks will be allowed to conduct interviews on the field.

There will be a 10-15 minute cooling off period between the end of the game and start of the postgame interview sessions. Coach Tuberville will address the media in the designated interview area following home games. Players will be brought into the interview area as soon as possible.

Postgame availability on the road will be determined on gameday. Please see football contact Ryan Koslen for details.

AMERICAN ATHLETIC TELECONFERENCE

The American Athletic Conference will coordinate a weekly teleconference of the league's 12 head football coaches, beginning Monday, Aug. 31, and continuing each Monday through the 2015 season. Each coach will be available for 10 minutes. Media members who wish to access the teleconference should contact Chuck Sullivan at the American Athletic Conference for the phone number. The call begins at 11 a.m. ET (10 a.m. CT), with the Coach Tuberville appearing from 12-12:10 p.m. ET. For those who are not able to participate during the live teleconference, an archive of the call will be available on the American Athletic Conference website at www.TheAmerican.org.

2016 QUICK FACTS

GENERAL INFORMATION

Location: Cincinnati, OH 45221
Founded: 1819
Enrollment: 44,096
Conference: American Athletic
Nickname: Bearcats
Colors: Red (PMS 186) & Black
Home Field: Nippert Stadium
Surface/Capacity: UBU Speed Series M6-M/40,000
Interim President: Beverly Davenport, PhD
Director of Athletics: Mike Bohn
Faculty Representative: David M. Szymanski, PhD

HISTORY

First Year of Football: 1885
All-Time Record: 596-570-51
All-Time Bowl Record: 8-9
Last Bowl: 2015 Hawai'i
Last Bowl Opponent: San Diego State (L, 42-7)

2016 TEAM INFORMATION

Basic Offense: Multiple
Basic Defense: Multiple
Letterwinners Returning/Lost: 41/17
O | D | ST: 16/9 | 23/7 | 2/1
Starters Returning/Lost: 14/11
O | D | ST: 4/7 | 8/3 | 2/1

2015 INFORMATION

Overall Record: 7-6
Home/Road/Neutral: 5-1/2-4/0-1
American Record/Finish: 4-4/t-3rd AAC East
Final Ranking: n/a (AP) | n/a (USA Today)

COACHING STAFF

Head Coach Tommy Tuberville
Alma Mater Southern Arkansas '76
Record at UC/Years 26-14/Fourth
Career Record/Years 156-91/20
Football Office Phone (513) 556-4110
Twitter @TTuberville
Best time to reach coach Contact SID
Assoc. Head Coach/Co-Defensive Coordinator/DE Robert Prunty
Co-Defensive Coordinator/LB Jeff Koonz
Offensive Coordinator/QB Zac Taylor
Special Teams Coordinator/RB Ty Linder
Asst. Coaches Mike Gillhamer (DB), JB Grimes (OL)
Nick Grimes (TE), Kenny Ingram (DT), Blake Rolan (WR)
Defensive GAs Justin Jackson, Will Richard
Offensive GAs Austen Bujnoch, Jesse Smith
QC Assts. Luke Goodwin (Def.), Tucker Tuberville (Off.)

2016 UNIVERSITY OF CINCINNATI FOOTBALL

// GLANCING AT THE RECORD

	2016	STREAK	SINCE 2007
Overall	1-0	W1	83-35
Home	1-0	W5	46-11
Road/Neut.	0-0	L1	37-24
American	0-0	W1	46-20
American Home	0-0	W3	23-10
American Road	0-0	W1	23-10

// A LOOK AROUND THE AMERICAN ATHLETIC CONFERENCE

Saturday, September 10

UCF at Michigan	Noon ABC/ESPN
Cincinnati at Purdue	Noon, Big Ten Network
North Carolina State at East Carolina	Noon ESPN
Lamar at Houston	Noon, ESPN3
Stony Brook at Temple	1 p.m., ESPN3
UConn at Navy *	3:30 p.m., CBSSN
SMU at Baylor	3:30 p.m., FS1
Tulsa at Ohio State	3:30 p.m., ABC
Northern Illinois at USF	7 p.m., CBSSN
Southern at Tulane	8 p.m. ESPN3

Thursday, September 15

Houston at Cincinnati	7:30 p.m., ESPN
-----------------------	-----------------

Saturday, September 17

Kansas at Memphis	Noon, ESPN
Temple at Penn State	Noon, Big Ten Network
Virginia at UConn	1:30 p.m., SNY
North Carolina A&T at Tulsa	2 p.m., ESPN3
USF at Syracuse	3:30 p.m., ESPN3
East Carolina at South Carolina	4 p.m., SEC Network
Maryland at UCF	7 p.m., CBSSN
Liberty at SMU	7 p.m., ESPN3
Navy at Tulane *	7 p.m., ESPN3

Friday, September 23

TCU at SMU	8 p.m., ESPN
------------	--------------

Saturday, September 24

UCF at Florida International	7 p.m., beIN
Tulsa at Fresno State	10:30 p.m., CBSSN
Miami (Ohio) at Cincinnati	TBA
Syracuse at UConn	TBA
East Carolina at Virginia Tech	TBA
Florida State at USF	TBA
Charlotte at Temple	TBA
Houston at Texas State	TBA
Bowling Green at Memphis	TBA
Louisiana at Tulane	TBA

Thursday, September 29

UConn at Houston *	8 p.m., ESPN
--------------------	--------------

Saturday, October 1

Navy at Air Force	3:30 p.m., CBSSN
UCF at East Carolina *	TBA
USF at Cincinnati *	TBA
SMU at Temple *	TBA
Memphis at Mississippi	TBA
Tulane at Massachusetts	TBA

Thursday, October 6

Temple at Memphis *	8 p.m., ESPN
---------------------	--------------

Friday, October 7

Tulane at UCF *	8 p.m., ESPN2/ESPNU
SMU at Tulsa *	8 p.m., ESPN2/ESPNU

// THESE ARE THE BEARCATS

- » The University of Cincinnati football team is playing its 129th season in 2016. The Bearcats' program dates to 1885 and is one of the 10 oldest in major college football.
- » UC has won a league title in 5 of the last 8 seasons and played in a bowl game in 9 of the last 10 years, including five in-a-row.
- » The Bearcats have won 91 games since 2006, tops among the current American Athletic Conference and among the top-20 in the FBS.
- » UC's .701 winning percentage since 2007 ranks among the Top 16 teams in the NCAA FBS.
- » Cincinnati has won at least nine games seven times in the last nine years.
- » UC has won 29 straight home non-conference games at Nippert Stadium, dating back to a 30-24 win over Temple in three overtimes on Sept. 20, 2003.
- » UC has used the Nippert Stadium site as a playing field since 1901, the second-oldest playing site in the nation for college football behind Penn's Franklin Field (1895).
- » Nippert Stadium recently underwent \$86-million in improvements which saw capacity upgraded to 40,000 fans, the addition of all new concourses, concessions and restrooms and the building of the 105,000 square foot west pavilion which holds new media facilities, 1,100 club seats and 53 indoor and outdoor suites of various sizes.
- » The Nippert Stadium Renovation & Expansion Project received an SCUP/AIA-CAE Excellence in Architecture Award and a Silver LEED Certification.
- » UC set a program record for attendance in 2015, averaging 37,096 fans in its first year back in Nippert Stadium.

// WE REMEMBER

- » UC will don red, white & blue gloves and cleats this weekend at Purdue commemorating the 15th anniversary of the Sept. 11, 2001 terrorist attacks on New York City, Washington, D.C. and Shanksville, Pa.

// UC-PURDUE TIES

- » Purdue K Myles Homan (St. Xavier) and WR Terrance Landers (Dayton Dunbar) are Cincinnati area natives.

// STATISTICAL COMPARISON

CINCINNATI (1-0)

Team Statistics	UC	OPP
Points/Game	28.0	7.0
First Downs	22	20
Rushing/Game	140.0	177.0
Passing/Game	260.0	146.0
Total Offense/Game	400.0	323.0
Fumbles-Lost	2-2	1-1
Pen./Yds per Game	5/60.0	8/67.0
Time of Possession	22:54	37:06

INDIVIDUAL LEADERS

RUSHING	Att	Net	Avg	TD	YPG
Green	16	97	6.1	0	97.0
Boone	12	35	2.9	1	35.0

PASSING	C-A-I	Pct.	TD	YPG
Moore	21-34-1	.618	2	260.0

RECEIVING	Rec	Yds	Avg	TD	YPG
Cole	6	64	10.7	1	64.0
Gray	5	111	22.2	0	111.0

DEFENSE	U-A-TT	TFL	Int.	PBU
E. Wilson	5-10-15	3.0	0	1
Edwards	5-7-12	0.0	0	1

PURDUE (1-0)

Team Statistics	PU	OPP
Points/Game	45.0	24.0
First Downs	25	22
Rushing/Game	261.0	176.0
Passing/Game	251.0	222.0
Total Offense/Game	512.0	398.0
Fumbles-Lost	2-0	1-1
Pen./Yds per Game	2/17.0	4/39.0
Time of Possession	32:15	27:45

INDIVIDUAL LEADERS

RUSHING	Att	Net	Avg	TD	YPG
Jones	24	145	6.0	1	145.0
Johnson	4	58	14.5	1	58.0

PASSING	C-A-I	Pct.	TD	YPG
Blough	25-43-1	.581	1	245.0

RECEIVING	Rec	Yds	Avg	TD	YPG
Young	8	74	9.2	0	74.0
Posey	5	41	8.2	0	41.0

DEFENSE	U-A-TT	TFL	Int.	PBU
Bentley	3-6-9	0.0	0	0
Ezechukwu	3-6-9	0.0	0	0

- » Purdue DB coach Taver Johnson is a Cincinnati native who attended the Cincinnati Academy of Physical Education (C.A.P.E.) and Director of Player Personnel Mike Waugh was the Bearcats director of recruiting from 2012-13.
- » C Deyshawn Bond (Warren Central), RB Deionte Buckley (Lawrence Central), RB Gerrid Doaks (Lawrence Central), QB Sam Fette (Lawrenceburg), QB Gunner Kiel (Columbus East), Evan Mallory (Brownsburg), Rashad Medaris (Pike) and Norman Oglesby (Ben Davis) all hail from Indiana.
- » UC DB Bryce Beard, WR Brayden Beard, LB Joel Dublanko, OL Evan Mallory and Purdue RB Jack Wegher were all teammates at IMG Academy in Bradenton, Fla.
- » UC TE Tyler Cogswell, S Carter Jacobs and Purdue WR Cameron Posey were teammates at Boca Raton Fla.'s American Heritage HS.

// ON THIS DAY

- » UC will be looking for history to repeat itself Saturday.
- » One of the biggest wins in program history came 33 years ago on Sept. 10, 1983 when the Bearcats shocked defending national champion Penn State in State College, Pa., 14-3.

// LOOKING TO BREAK A ROAD STREAK

- » It's been 59 years since UC defeated a current Big Ten team on the road with the last victory coming at Indiana on Nov. 9, 1957 (UC W, 21-0).
- » UC is 0-11 on the road against Big Ten teams since (Penn State, who UC defeated in Happy Valley on Sept. 10, 1983, did not join the league until 1990 and Rutgers, who UC defeated 52-17 on Nov. 16, 2013 in Piscataway, did not join the league until 2014).

// WELCOME TO THE PARTY

- » WR Devin Gray made an impactful UC debut against UT Martin, hauling in five balls for 111 yards, including a 47-yard strike on QB Hayden Moore, UC's longest pass play of the night.
- » Gray is the first wideout in UC's 129-year history to have 100 yards receiving in his first Bearcats contest.

2016 NCAA TEAM RANKINGS

Category	UC	PU
Total Offense	68	t-34
Rushing Offense	76	28
Passing Offense	40	46
Team Passing Efficiency	64	91
Scoring Offense	64	t-32
Total Defense	t-61	83
Rushing Defense	91	t-89
Passing Yards Allowed	41	76
Team Passing Effic. Def.	32	53
Scoring Defense	t-15	t-80
Turnover Margin	t-55	1
3rd Down Conversion Pct	t-79	42
4th Down Conversion Pct	t-1	t-43
3rd Down Conversion Pct Def.	113	t-99
4th Down Conversion Pct Def.	t-1	t-99
Red Zone Offense	t-76	t-68
Red Zone Defense	14	t-53
Net Punting	t-73	87
Punt Returns	t-84	119
Kickoff Returns	t-105	31
First Downs Offense	t-57	t-33
First Downs Defense	t-72	t-84
Fewest Penalties Per Game	t-35	t-1
Time of Possession	112	t-40

// TURF MONSTERS

- » Entering the 2016 season, Nippert Stadium has a new tenant, USL side FC Cincinnati, who are sharing the home turf with the Bearcats.
- » To comply with USL regulations regarding no football lines on the field and to give the Bearcats the home advantage of having their marks on the field, an interesting compromise has emerged.
- » FCC games are played on a green artificial surface free of any logos or marks. Following their games, a 36-hour process begins which involves removing two strips of turf in the center of the field and six strips of turf in each end zone which are replaced with a 50-yard line logo of UC's CPAW as well as branded 'Superpaw' end zones, which feature a black and red design with Cincinnati on one end and Bearcats on the other.
- » Soccer lines are scrubbed off with a special machine and solution and football lines, hasmarks, numbers and conference logos are chalked/painted on. The process is reversed when FCC plays following a UC football event.

// YOUNGSTERS ON THE FIELD

- » Seven freshmen saw action in UC's season opener against UT Martin.
- » Redshirt freshmen #3 CB Christian Angulo, #15 WR Brayden Beard, #55 DE Caleb Ashworth and #83 TE Josiah Deguara while true freshmen Thomas Geddis, Jerron Rollins, Tyrin Summers and Perry Young all saw action.

// FIRST TIME OUT

- » OL Kendall Calhoun, TE Josiah Deguara, OL Morgan James, WR Avery Johnson, K Josh Pasley, CB Davin Pierce and LS Jon Vincent all saw their first action for UC in the opener against UT Martin.

// PICK THIS

- » S Tyrell Gilbert had a career-best nine tackles and a pass break up as the defense held UT Martin scoreless for the final 52:38 of the season opener.
- » Gilbert also notched his first career score, returning an interception 58 yards for a TD, UC's first pick six since 2013.

// CHUNK PLAYS

- » Entering his junior season, RB Mike Boone sits atop the UC career charts with a 6.8 yards per rush average.
- » The last time a UC rusher averaged over 6.5 yards for his career was Roger Stephens (6.65/1946-48).
- » Boone has 19 career rushing TDs and five 100-yard games.

// GUNSLINGER

- » QB Gunner Kiel has shown an affinity for re-writing UC's passing record book during his career.

- » The senior holds four of the Top-10 single-game passing marks in school history with his four games throwing for 400 or more yards.
- » His career-best 523 yards at Houston in 2015 leads the way, following by 436 yards vs. East Carolina (2014), 427 yards vs. Temple (2015) and 418 yards in his UC debut vs. Toledo (2014).
- » Kiel is also the first UC signal caller since Gino Guidugli to throw for 2,700 or more yards in multiple seasons.

// KICKING IT

- » K Andrew Gantz is only the second placekicker in school history to tally a pair of 100-plus point scoring seasons and the first to do it in consecutive seasons.
- » Gantz totaled a school-record 112 points by kicking a year ago and 100 points in 2014. Former Groza Award winner Jonathan Ruffin tallied 104 points in 2000 and 101 points in 2002.

// SUPER SUB

- » In relief of QB Gunner Kiel at Memphis in 2015, then redshirt freshman Hayden Moore threw a UC and American Athletic Conference 557 yards passing in three quarters of action.
- » Moore completed 31 passes on 53 attempts for 557 yards, four TDs and a pair of INTs.
- » He broke Greg Cook's 47-year old school record for passing yards (554) set in 1968 versus Ohio.
- » Moore also tied for the fourth most completions in a game (31/Gunner Kiel, 2014; Gino Guidugli, 2001; Greg Cook, 1968).
- » His 53 attempts tied him with Zach Collaros for the fifth most in school history and he also connected with WR Chris Moore on a career-long 68-yard TD strike
- » Moore scored the game-winning points on a 1-yard TD run with 1:13 left to give UC the win at Miami (Ohio).
- » UC closed out the Miami (Ohio) game with an 8 play, 66-yard drive that lasted 3:06.
- » Moore was 3-for-3 on the drive, completing two passes to Nate Cole and one to Shaq Washington.
- » Moore rushed for 10 yards himself, including the game-winning scamper up the middle for a TD.

// WHAT'S IN A NAME?

- » WR Avery Peterson has changed his name to Avery Johnson.

// WHAT'S IN A NAME? PART 2

- » DL Lyndon Johnson, a native of West Point, Miss., joins the Bearcats 2015 class from Holmes CC in Mississippi.
- » His full name? Lyndon Baines Johnson Jr.
- » Johnson shares a name with the 36th President of the United States of America.

// A QUICK LOOK BACK AT 2015

The 2015 University of Cincinnati Offense ...

- » Has set 18 school records with one game remaining.
- » Totaled 400 or more yards 11 times.
- » Totaled 500 or more yards eight times.
- » Totaled 600 or more yards five times.
- » Totaled 700 or more yards twice.
- » Scored 25 or more points 10 times.
- » Scored 30 or more points eight times.
- » Scored 40 or more points four times.
- » Scored 50 or more points twice.

Set Single-Game Team Records For:

- » Passing Attempts: 64 at Memphis
- » Completions: 38 at Memphis
- » Passing Yards: 620 at Memphis
- » TD Passes: 6 vs. UCF (tied)
- » Offensive Plays: 100 at Memphis
- » Total Offense: 752 at Memphis
- » First Downs: 38 at Memphis

Set Single-Game Individual Records For:

- » Passing Yards: 557 by Hayden Moore at Memphis

Set Single-Season Team Records For:

- » Passing Attempts: 515
- » Passes Completed: 322
- » Passing Yards: 4,477
- » Total Offense: 6,711
- » First Downs: 433

Set Single-Season Individual Records For:

- » Receptions: Shaq Washington, 88

Set Individual Career Records For:

- » Yards Per Rush: Mike Boone, 6.9
- » Receptions: Shaq Washington, 238
- » Receiving TDs: Chris Moore, 26
- » Points Scored - Kicking: Andrew Gantz, 111

// TRENDING UP OFFENSIVELY

- » The UC offense has been record setting over the past three years with the three best total offense outputs in school history. Below is a three-year ranking of NCAA and total offense numbers.

NCAA RANKINGS	2013	2014	2015
Total Offense	23	27	5
Rushing Offense	66	72	48
Passing Offense	18	13	4
Team Passing Efficiency	25	25	31
Scoring Offense	47	29	25

BY THE NUMBERS

Year	G	PPG	Rush	Pass	Plays	Total	Y/Gm	Y/Ply
2013	13	32.1	2,190	3,947	985	6,137	472.1	6.2
2014	13	34.0	2,035	3,947	945	5,982	460.2	6.3
2015	13	33.8	2,313	4,679	1,059	6,992	537.8	6.6
TOTAL			12,573	2,989	19,111			
3-YR AVG		34.0	2,153	4,191	996	6,370	490.0	6.4

COMPARING THE OFFENSE - NON-CONFERENCE PLAY (FROM THE PDJ FILES)

- » In four non-conference games in 2015, UC showed offensive balance with 866 yards rushing and 1,102 yards passing, an average of 492.0 yards per game, its best per-game average over the last nine seasons of non-league play.

YEAR	G	PTS/GM	RUSH	PASS	TOTAL	YDS/GAME	YDS/PLAY	FUM	INT	TO
2007	5	46.4	965	1,300	2,265	453.0	6.3	3	4	7
2008	6	31.7	894	1,491	2,385	397.5	5.9	7	5	12
2009	5	42.4	545	1,552	2,097	419.4	6.7	1	2	3
2010	5	29.4	893	1,189	2,082	416.4	6.2	7	1	8
2011	5	45.0	1,104	1,096	2,200	440.0	6.3	3	3	6
2012	5	34.8	1,095	1,246	2,341	468.2	6.6	5	5	10
2013	4	34.8	891	1,028	1,919	479.8	6.4	4	5	9
2014	4	37.8	384	1,414	1,798	449.5	6.4	0	5	5
2015	4	36.8	866	1,102	1,968	492.0	6.0	4	3	7

// BEARCATS IN THE PROS

NATIONAL FOOTBALL LEAGUE

- » Blake Annen, Buffalo (IR)
- » Connor Barwin, Philadelphia
- » Tyreek Burwell, San Diego
- » Brent Celek, Philadelphia
- » Trent Cole, Indianapolis
- » Parker Ehinger, Kansas City
- » Johnny Holton, Oakland
- » Kevin Huber, Cincinnati
- » John Hughes, Cleveland
- » Jason Kelce, Philadelphia
- » Travis Kelce, Kansas City
- » Jeff Linkenbach, Jacksonville (IR)
- » Ricardo Mathews, Pittsburgh
- » Chris Moore, Baltimore
- » Justin Murray, Denver (PS)
- » Isaiah Pead, Miami
- » Mike Windt, San Diego
- » George Winn, Detroit (PS)
- » Derek Wolfe, Denver

CANADIAN FOOTBALL LEAGUE

- » Zach Collaros, Hamilton
- » Vidal Hazelton, Toronto
- » Nick Temple, Winnipeg

// BEARCATS POTPOURRI

// HIGH TECH EQUIPMENT

- » Cincinnati is one of a handful of teams to wear the Russell Athletic CarbonTek shoulder pad system. The pads are a collaboration between Russell Athletic and Boeing that uses excess carbon fiber from 787s.

// PROTECT THIS HOUSE

- » UC announced a long-term partnership with Under Armour, naming the global performance brand as the its official outfitter starting July 1, 2015.
- » As part of the multi-year agreement, Under Armour will exclusively design and supply the footwear, apparel and equipment for training and gameday uniforms for each of UC's 19 men's and women's varsity athletic teams beginning in the 2015-16 season.

// TAKE ME TO HIGHER GROUND

- » For the past 18 years, the UC football has called the Higher Ground Conference and Retreat Center in West Harrison, Ind., its preseason training home.
- » The 280-acre facility is located about 30 miles from campus and has served as the Bearcats training camp location since the lead up to the 1999 season.
- » Among many amenities, Higher Ground features a pair of 100-yard FieldTurf practice fields, ample living and meeting spaces and no distractions from football.

// NUMBER CHANGES

- » Tshumbi Johnson 20 to 6
- » Linden Stephens 32 to 9
- » Alex Thomas 27 to 10
- » Brayden Beard 26 to 15
- » Matthew Draper 17 to 37
- » Jon Vincent 47 to 41

// DOUBLE DUTY

- » UC radio voice Dan Hoard has added duties as the play-by-play man for the NFL's Cincinnati Bengals.
- » He joins Bill Hillgrove (Pittsburgh Panthers & Steelers) and Gene Deckerhoff (Florida State/Tampa Bay Buccaneers) as the only broadcasters in the country to handle radio play-by-play duties for both an NCAA FBS and NFL team.
- » Michigan's Jim Brandstatter is the color analyst on both Wolverines and Detroit Lions broadcasts while ESPN's Dave Pasch (Arizona Cardinals) and Bob Wischusen (NY Jets) are NFL play-by-play voices.

// TWO HUNDRED A KEY NUMBER FOR BEARCATS

- » Head Coach Tommy Tuberville has overseen the most prolific offense in school history over the past three seasons, but running the ball and running it well is still one of UC's offensive philosophies.
- » When the Bearcats run it, especially for 200 or more yards, good things happen.
- » UC was 5-0 in 2015, 12-0 under Tuberville and 33-1 since 2007 when rushing for 200 or more yards.

// FROM HOCKEY SKATES TO FOOTBALL CLEATS

- » OL Morgan James does not have the traditional background of a college football player.
- » He did not play in high school and spent time after graduation playing hockey in the Southern Professional Hockey League. The big man was an enforcer on ice.
- » His first exposure to playing football occurred when he joined the Bearcats during training camp in the fall of 2015.
- » James has been a quick study and could see his first game action at the tackle position in 2016.

// BROUGHTON A FORCE IN THE MIDDLE

- » DT Cortez Broughton earned the Defensive Newcomer of the Year honor.
- » He started 11 games and played in all but one with a total of 28 tackles (1.5 for a loss).
- » He twice recorded five tackles in games against Miami (Ohio) and Tulsa, while recording four in the effort at league champion Houston.

// JENKINSON ESTABLISHING HIMSELF

- » LB Bryce Jenkinson quietly put together a very strong first campaign in the black and red.
- » The true freshman made eight starts at middle linebacker and ranked third on the team with 59 tackles, including 3.0 for a loss, a sack, an interception, a pass break up and a forced fumble.

// EDWARDS A MODEL OF CONSISTENCY

- » S Zach Edwards collected the Brig Owens Outstanding Defensive Back Award in 2015.
- » The junior was second on the team with 94 tackles, while adding three interceptions and a forced fumble.
- » He recorded multiple tackles in all 13 games on the year, highlighted by a season-best 12 against Tulsa.
- » For his efforts, Edwards was named Honorable Mention All-American Athletic Conference.

// SETTING THE PACE UP FRONT

- » DT Alex Pace appeared in all 13 games on the defensive line, starting all but one contest.
- » He recorded 27 tackles, including 4.5 for loss.
- » The junior made at least three tackles in five different games, helping stabilize a young defensive front.

// MOST VALUABLE LINEBACKER

- » Cincinnati's leading tackler on the 2015 season, Eric Wilson, was named the team's Most Valuable Linebacker.
- » Wilson totaled 106 tackles while playing in all 13 games and earning second team All-American Athletic Conference honors. He added 3.5 tackles for loss, a forced fumble, a pair of fumble recoveries, two quarterback hurries and two pass break-ups.
- » The junior was Defensive Player of the Week in The American after he made 18 tackles, nine solo, in the victory at Miami (Ohio). He also twice recorded 14 tackles in a game, both victories over Miami (Fla.) and Tulsa.
- » He is the 12th UC player to top 100 tackles since 2002.





100-TACKLE SEASONS SINCE 2002

YEAR	NAME	UA	A	TOT
2015	Eric Wilson	51	55	106
2014	Jeff Luc	65	69	134
	Zach Edwards	67	54	121
	Nick Temple	67	46	113
2013	Greg Blair	48	58	106
2012	Greg Blair	68	70	138
2011	JK Schaffer	52	62	114
2010	JK Schaffer	67	44	111
2009	Andre Revels	45	64	109
	JK Schaffer	54	46	100
2004	Jamar Enzor	79	58	137
2002	Antwan Peek	50	50	100

// WALK-ON PARTY

- » Chad Banschbach (RB), Brayden Beard (WR), Franklin Bruscianni (LB), Deionte Buckley (RB), Garrett Campbell (OL), Grant Coleman (CB), Andrew Gantz (K), Sam Geraci (P), Jon Vincent (LS), David Niehaus (OL), Will Steur (OL) and Eric Wilson (LB) are all expected to be regular contributors in the lineup and former or current walk-ons.

COACHES ON GAMEDAY

SIDELINE										PRESS BOX	
	<p>TOMMY TUBERVILLE Head Coach</p>	<p>ROBERT PRUNTY Associate HC, Co-DC/DE</p>	<p>ZAC TAYLOR Offensive Coord./QB's</p>	<p>MIKE GILLHAMER Defensive Backs</p>	<p>JB GRIMES Offensive Line</p>	<p>NICK GRIMES Tight Ends/H-Backs</p>	<p>KENNY INGRAM Defensive Tackles</p>	<p>TY LINDER Special Teams/Running Backs</p>	<p>BLAKE ROLAN Wide Receivers</p>		<p>JEFF KOONZ Co-Defensive Coordinator/LBs</p>

// KICKING IT WITH GANTZ

- » K Andrew Gantz collected Special Teams Player of the Year honors after leading UC in scoring (single-season school record 112 points) thanks to going 49-50 on point-after attempts and 21-27 on field goals.
- » In the 19-16 regular season finale victory at East Carolina, Gantz connected from 50 yards before going on to kick a game-winning 42-yard field goal as time expired, earning American Athletic Conference Special Teams POTW.
- » He drilled his first 48-point after attempts before missing at ECU. For his efforts on the year, Gantz was a second team all-conference pick, while this also marks the second straight year he has been named UC's Special Teams Player of the Year.

// SCOUT TEAM PLAYERS OF THE YEAR

- » Franklin Bruscianelli was named the top player on the defensive scout team. The linebacker helped mirror the opponent's defense each week in practice as UC prepared for that week's game. He also saw the field in game action for the first time since one appearance in 2013. He recorded three tackles, including one solo.
- » Deionte Buckley collected offensive scout team player of the year honors. The tight end is a product of Warren Central High School and saw action in 2012 at UC before transferring to Indiana State. He returned to the Bearcats last season and was instrumental in helping the defense prepare each week.

// A FAST START

- » Marquise Copeland earned his first career start in the 2015 season opener against Alabama A&M.
- » He was the first true freshman to start a season opener since Terrill Byrd (DT) and Mike Mickens (CB) started in the 2005 season opener against Eastern Michigan.
- » Copeland, who played in 10 games a year ago, recording 15 tackles, has moved to defensive tackle for 2016.

// ROPE THIS

- » One of the more unique biographical notes from media guide comes from LB Jaylyn Minor, who hails from Texas.
- » Minor is involved in the rodeo, taking part in calf roping and steer wrestling.

// THE JUCO GUYS

- » OL Kendall Calhoun, WR Devin Gray and CB Davin Pierce are all former junior college players brought in this offseason.
- » All should play key roles in 2016 and keep with Tuberville's tradition of filling out the final spots in his signing class with immediate impact players from the JC ranks.
- » DT Hakeem Allonce, DT Lyndon Johnson, LB Antonio Kinard, LB Jaylyn Minor, K Josh Pasley, OL Idarius Ray and DT Sione Tongamoa all started their careers at junior colleges.

// THE FRENCH CANADIAN CONNECTION

- » TE Bruno Labelle, a native of Quebec, Canada, had a dream of playing NCAA FBS football since he started playing the game as a youth.

- » Discovered by the Bearcats during a summer prospect camp on campus, Labelle earned a scholarship offer and enrolled at UC in January 2016, going through spring ball.
- » The freshman refers to football as his third language as he's fluent in both English and his native French.
- » He is not eligible to play this season and will redshirt.

// LATE TRANSFERS

- » WR Rashad Medaris and OL Grant Schmidt were added to the roster at the start of training camp.
- » Both are transfers and will sit out the 2016 season, from Western Illinois (Medaris) and Ohio State (Schmidt), respectively.
- » Medaris is the brother of former UC standout WR Anthony McClung and was a Class 6A All-State Selection out of Pike HS in 2014. Medaris had 88 receptions for 1,218 yards and 12 TDs during his two year HS career.
- » Schmidt, likely the first Bearcats player to hail from South Dakota, was rated as the No. 1 offensive lineman in his state and No. 26 tackle nationally by Scout.com in 2014.

// NEW FACES IN THE STAFF ROOM

- » The offense will be in the hands of new coordinator Zac Taylor. Taylor came to UC after a five-year stint with the Miami Dolphins. The former Nebraska signal caller has been lauded as an up-and-comer in the coaching ranks.
- » JB Grimes, a 30-year veteran offensive line coach, joined UC in the offseason after a three-year stint at Auburn, where he helped the Tigers to a 2013 Southeastern Conference Championship and a BCS Championship berth. He has coached in 18 bowl games and mentored numerous NFL players.
- » Nick Grimes will coach the tight ends and H-backs. He joined the staff in 2014 and spent two seasons as an offensive graduate assistant, working with the tight ends. He was named the offensive quality control assistant following the 2015 season.
- » On the other side of the ball, veteran coach Mike Gillhamer will coach the secondary. Gillhamer has nearly four decades of coaching experience, including 15 seasons in the National Football League. He joins the Bearcats after spending the past four seasons as the secondary coach for the Indianapolis Colts.
- » Jeff Koonz added the title of co-defensive coordinator while Ty Linder will coach the running backs in addition to his special teams responsibilities.

// ACADEMIC EXCELLENCE

- » UC won the American Athletic Conference Team Academic Excellence Award for football in 2015.
- » The winners were chosen based on the highest GPA of all student-athletes on a team roster at the conclusion of the last championship in the respective sport. UC won four total awards.
- » The football team led the conference with a 2.939 grade-point average for the year, while also reaching a bowl game for the ninth time in the last decade. During the fall semester, 31 players made the Dean's List, followed by another 29 in the spring semester. The team also produced a total of 68 honor roll selections (34 fall, 34 spring),

// HIGH RANKING

- » Since 2007, the University of Cincinnati football team has been one of the tops in the NCAA FBS, winning 70.1 percent of its games and ranking in the top-17 in this category.

TEAM	RECORD	WIN %
Alabama	105-18	85.4%
Boise State	100-19	84.0%
Ohio State	100-19	84.0%
Oregon	98-22	81.7%
Oklahoma	93-27	77.5%
TCU	89-27	76.7%
LSU	90-28	76.3%
Florida State	91-30	75.2%
Clemson	88-33	72.7%
Michigan State	87-33	72.5%
Wisconsin	86-34	71.7%
Georgia	85-34	71.4%
USC	84-34	71.2%
Oklahoma State	83-34	70.9%
Stanford	83-35	70.3%
BYU	82-35	70.1%
Cincinnati	82-35	70.1%

// 150 REASONS TO WIN

- » With a win against Miami, UC Head Coach Tommy Tuberville earned career win number 150 and became the 8th active FBS coach with 150 or more career wins.
- » The others: Brian Kelly (Notre Dame), Bill Snyder (Kansas State), Nick Saban (Alabama), Bob Stoops (Oklahoma), Paul Johnson (Georgia Tech) and Terry Bowden (Akron).
- » Gary Patterson (TCU) and Mark Richt (Miami Fla.) have since earned their 150th career win making eight active coaches who have achieved the feat.

// UC FAMILY TIES

- » This year's roster includes six Bearcats who followed in family footsteps to play for UC.

Brother Played at Cincinnati

Kevin Mouhon - Silverberry (DE, 2011-15)
 Rashad Medaris - Anthony McClung (WR, 2010-13)
 Brayden Beard - Bryce (DB, 2016-)
 Bryce Beard - Brayden (WR, 2015-)

Father Played at Cincinnati

Doug Bates - Doug (LB, 1989)
 Franklin Bruscianelli - Jack (LB, 1988-89)

// NFL FAMILY TIES

- » Cincinnati boasts three players on the roster who had immediate family members play in the NFL.

UC Players w/NFL Ties

Braxton Neal - Father Robert, Cincinnati (1982-89)
 Avery Johnson - Brother Patrick Peterson, Arizona (2011-pres.)
 Linden Stephens - Father Mac, Minn., NY Jets (1990-91)

// BY THE NUMBERS

29

- » UC has won 29 straight home non-conference games at Nippert Stadium, dating back to a 30-24 win over Temple in three overtimes on Sept. 20, 2003.

78

- » K Andrew Gantz recently had a streak of 78 straight PATs, the second best in school history. The 82 straight PATs by Kevin Lovell from 2004-06 is the top mark in the UC record book.

6

- » Number of senior wide receivers the Bearcats graduated in 2015. Of the six, three wideouts, Johnny Holton (Oakland), Mekale McKay (Colts), Chris Moore (Baltimore) are still competing for NFL jobs.

// NIPPERT STADIUM

- » The reopening of Nippert Stadium coincided with the 100th anniversary of the 1915 original construction of the facility. Construction was completed in 1924.
- » UC has used the Nippert site as a playing field since 1901, making it the second-oldest playing site in the nation for college football behind Penn's Franklin Field (1895).
- » Among NCAA FBS schools, Nippert is the third-oldest stadium still in use, behind Bobby Dodd Stadium (Georgia Tech - 1913), Davis Wade Stadium (Mississippi State - 1914) and ahead of Ole Miss' Vaught-Hemingway Stadium (1915) and Wisconsin's Camp Randall Stadium (1917).
- » USA Today named Nippert as the best home-field venue in the former BIG EAST Conference and ESPN's Scott Van Pelt cited Nippert as a "one of the gems of college football".

// STREAKING AT HOME IN NON-LEAGUE PLAY

- » UC has won 28 straight home non-conference games at Nippert Stadium, dating back to a 30-24 win over Temple in three overtimes on Sept. 20, 2003.

// 2015 PRODUCES RECORDS

- » UC has set four stadium attendance records in 2015, including the all-time mark of 40,140 fans against UConn on Oct. 24, 2015. Entering 2015, the top mark of 36,007 was set in the 2013 opener against Purdue, a sellout. Following its renovation, Nippert's new sellout capacity is 40,000.

// WHAT'S IN A NAME?

- » During the season-ending clash with rival Miami (Ohio) in 1923, Jimmy Nippert sustained a spike wound injury and died a month later from blood poisoning. His grandfather, James N. Gamble of Procter and Gamble, provided the funds needed to complete the horseshoe-shaped structure, and the James Gamble Nippert Memorial Stadium was dedicated on Nov. 8, 1924.
- » The stadium's founder was Arch Carson, who as captain and principal organizer played a significant role in starting football on the UC campus in 1885. In 1901 as physical director of the university, Carson guided the construction of the field which was later named for him -- the playing surface is still called Carson Field.

// SELLOUTS AT NIPPERT STADIUM

- » Nippert Stadium has enjoyed a total of 25 sellouts in its lengthy history, including four of six home games in 2009.
- » Eleven of the Top 12 pre-renovation crowds, including the former stadium record of 36,007 against Purdue (2013), occurred between 2007-13.
- » Since 2007, UC has set four attendance records and over 1-million fans have come through Nippert Stadium.

// TOP-10 CROWDS IN NIPPERT HISTORY

ATT	DATE	OPPONENT	RESULT
40,140	10/24/15	UConn	W, 37-13*
40,101	10/1/15	Miami (Fla.)	W, 34-23*
39,095	9/5/15	Alabama A&M	W, 52-10
38,112	9/12/15	Temple	L, 34-26
36,007	8/31/13	Purdue	W, 42-7*
35,106	11/27/09	Illinois	W, 49-36*
35,105	11/13/09	West Virginia	W, 24-21*
35,100	11/07/09	Connecticut	W, 47-45*
35,099	10/24/09	Louisville	W, 41-10*
35,098	11/22/08	Pittsburgh	W, 28-21*

*Sellouts



Carson Field at Nippert Stadium has been the venerable home of the University of Cincinnati football team since 1901 and provides the Bearcats with one of the best home-field environments in college football.

The third-oldest NCAA FBS stadium enters a new era in 2015 following the completion of a 20-month, \$86-million, privately funded renovation and expansion project. The reopening of Nippert Stadium coincides with the 100th anniversary of the 1915 original construction of the facility.

Through numerous renovations, the structure situated in the middle of the Clifton campus has retained its early-century brickwork, wrought iron gates, and trim giving Nippert a comfortable old-time stadium charm and appeal, while remaining a classic showplace for college football.

// #NIPPERT2015 - THE NIPPERT STADIUM RENOVATION & EXPANSION PROJECT

- » Both east and west concourses were completely renovated and widened and fans will find new concession stands and restrooms throughout the stadium, including ADA accessible seating and facilities. Concession stands feature the usual stadium staples along with offerings from premium local vendors. Nearly 75 permanent point-of-sale concession locations are available on gamedays.
- » East side patrons with seats in Herschede-Shank Pavilion will notice the skywalks connecting O'Varsity Way to the upper deck, allowing them to bypass the main concourse and have a quick and easy route to and from their seats. Electronic ribbon boards will be installed on the face of the press box and Herschede-Shank Pavilion. These feature statistics, graphics, out-of-town scores and more.
- » All the seating benches are covered by red and silver Perma-Cap vinyl bleacher covers by Hussey Seating. The covering gives the bleachers a different look and includes a CPAW painted in the south endzone student section.
- » The most striking changes however, sits five stories above the west concourse. At 105,000 square feet and 130 yards long, the five-story West Pavilion rises out of the stadium concourse in glass and angles which contain a host of new premium seating along with state-of-the-art press facilities.
- » The curvature of the facility matches that of Herschede-Shank Pavilion on the east side of the stadium and contains four levels; a press and operations level, suite level, scholarship club level, and patio suites mezzanine level.
- » UC went from having nearly no premium seating options to the addition of 1,100 scholarship club seats and 53 indoor and outdoor suites of varying sizes. A skywalk connects Tangeman University Center to the West Pavilion with premium area customers able to access the facility on gameday from the other side of campus.
- » In addition, three new lighting poles were installed along with new lights on existing poles and on the roof facing of the press box. The stadium lighting averages 165 footcandles, a vast improvement over the previous number.
- » The 2015 project was the latest in a series of enhancements that began in 1916 when construction began on a permanent brick-and-concrete stadium structure, which was completed, section-by-section, as funds were raised.
- » In 1936, the playing field was lowered 12 feet to allow spectator seating to increase to 24,000.
- » The Reed Shank Pavilion was added in 1954 to bring the capacity to 28,000. In 1991, the capacity was upped to 35,000 through extending the upper deck, now called the Herschede-Shank Pavilion.
- » In 2005, a permanent grandstand added new and improved seating and gameday locker rooms in the North endzone along with a new videoboard, doubling the previous display.
- » Artificial turf was first installed in 1970 and in 2000, the stadium became one of the first in the U.S. to utilize FieldTurf, a grass-like synthetic surface.
- » Prior to the 2013 season, UBU Sports' Speed Series S5-M synthetic turf system was installed as the playing surface at Nippert. The stadium's field orientation was shifted slightly north and west to even out the sideline areas and add a run-off area around the south endzone.
- » The stadium served as home for the Cincinnati Bengals, in 1968 and 1969, while their original permanent home at Riverfront Stadium was being constructed. It is currently the home field for FC Cincinnati, a professional soccer team in the United Soccer League.
- » Nippert has also served as a venue for concerts by Britney Spears, Michael Jackson, NSYNC, Janet Jackson, KT Tunstall, The North Mississippi All-Stars, The Roots, the Cincinnati Opera Company and many more.
- » Two US Presidents have spoken at the stadium. On Oct. 16, 1936, President Franklin Roosevelt, running for a second term, appeared at Nippert Stadium and spoke from an open car in the rain to a crowd estimated at 15,000 and on Nov. 2, 2008, President Barack Obama held a campaign rally at Nippert two days before the 2008 Presidential Election to an estimated 27,000 attendees.

2016 UNIVERSITY OF CINCINNATI FOOTBALL

NUMERICAL ROSTER

No.	Name	Pos.	Ht.	Wt.	Cl.	Ex.	Hometown/High School/Last School	No.	Name	Pos.	Ht.	Wt.	Cl.	Ex.	Hometown/High School/Last School
1	Kahlil Lewis	WR	6-0	205	So.	1L	Miami, Fla./Mirimar	51	Kimoni Fitz *	DE	6-3	252	So.	1L	Ringgold, Va./Dan River
2	Tyrell Gilbert *	S	6-1	200	So.	1L	Cincinnati, Ohio/Princeton	52	Reed Armagost *	OL	6-7	284	Fr.	RS	Gainesville, Fla./Gainesville
3	Christian Angulo *	CB	6-2	187	Fr.	RS	Gibson, Fla./East Bay	53	Franklin Brusciannielli * ^	LB	6-0	225	Sr.	SQ	Woodridge, Ill./Montini Catholic
4	Zach Edwards	S	6-1	200	Sr.	3L	Middletown, Ohio/Middletown	53	Tyler McGarr *	OL	6-4	289	Fr.	RS	Hamilton, Ga./Harris County
5	Mike Boone	RB	5-10	205	Jr.	2L	Macclenny, Fla./Baker County	54	Keith Minor *	OL	6-4	282	So.	SQ	Tyler, Texas/Chapel Hill
5	Mike Tyson	S	6-2	201	Sr.	3L	Norfolk, Va./Lake Taylor/Hargrave Military	55	Caleb Ashworth *	DE	6-3	255	Fr.	RS	Dry Fork, Va./Tunstall
6	Tshumbi Johnson *	WR	5-11	185	Jr.	1L	Immokalee, Fla./Immokalee	56	Mark Wilson *	DE	6-3	243	Jr.	2L	Hampton, Va./Phoebus
7	Tion Green *	RB	6-0	230	Sr.	3L	Sanford, Fla./Lake Brantley	57	Cory Armstrong ^	LS	6-1	247	Fr.	HS	Sagamore Hills, Ohio/Walsh Jesuit
8	Hayden Moore *	QB	6-3	218	So.	1L	Clay, Ala./Clay-Chalkville	58	Garrett Rigby ^	K	6-2	178	Fr.	HS	Stow, Ohio/Stow-Munroe Falls
9	Linden Stephens	CB	6-0	188	Jr.	2L	Euclid, Ohio/Euclid/Fork Union Military	59	Deyshawn Bond *	OL	6-1	292	Sr.	3L	Indianapolis, Ind./Warren Central
10	Jake Sopko	QB	6-3	212	Fr.	HS	Avon, Ohio/Avon	60	Zach Bycznski	OL	6-3	310	Fr.	HS	Berea, Ohio/Berea
10	Alex Thomas *	CB	6-1	180	So.	1L	Lauderdale Lakes, Fla./Chaminade Madonna	64	Will Steur * ^	OL	6-4	305	Jr.	SQ	Cincinnati, Ohio/Madeira
11	Gunner Kiel *	QB	6-4	225	Sr.	2L	Columbus, Ind./East/Notre Dame	65	Idarius Ray	OL	6-6	325	Sr.	1L	Amarillo, Texas/Palo Duro/LA Valley
12	Ross Trail *	QB	6-3	216	Fr.	RS	Wynne, Ark./Wynne	66	David Niehaus * ^	OL	6-1	296	Sr.	1L	Cincinnati, Ohio/Colerain
13	Grant Coleman *	CB	6-0	179	Jr.	2L	Columbus, Ohio/Reynoldsburg	68	Grant Schmidt %	OL	6-6	300	Fr.	TR	Sioux Falls, S.D./Roosevelt/Ohio State
13	Avery Johnson *	WR	6-2	200	Jr.	TR	Pompano Beach, Fla./Ely/LSU	71	Korey Cunningham *	OL	6-6	318	Jr.	2L	Montevallo, Ala./Montevallo
14	Sam Fette * ^	QB	6-0	195	Fr.	RS	Lawrenceburg, Ind./Lawrenceburg	72	Garrett Campbell * ^	OL	6-6	310	Jr.	1L	Cincinnati, Ohio/St. Xavier
14	JJ Pinckney *	CB	6-3	192	So.	1L	Sylvania, Ohio/Southview	73	Ryan Leahy *	OL	6-6	300	Sr.	3L	Cincinnati, Ohio/LaSalle
15	Brayden Beard * ^	WR	6-0	180	Fr.	RS	Fredricksburg, Texas/IMG Academy	74	Kendall Calhoun	OL	6-7	290	Jr.	JC	Paducah, Ky./Tilghman/Lackawanna CC
16	Andrew Gantz *	K	5-9	178	Jr.	2L	Dayton, Ohio/Centerville	75	Chris Ferguson *	DT	6-5	288	So.	SQ	Nassau, Bahamas/Lake Nona
17	Jamil Kamara *	WR	6-2	205	So.	TR	Virginia Beach, Va./Bishop Sullivan Catholic/Virginia	76	Evan Mallory *	OL	6-5	318	Fr.	RS	Brownsburg, Ind./IMG Academy
17	Collin Widecan ^	DB	5-10	177	Fr.	HS	Cincinnati, Ohio/Mariemont	77	John Kurtz *	OL	6-5	293	So.	SQ	Louisville, Ky./St. Xavier
18	Tyler Cogswell *	TE	6-5	254	Jr.	1L	Coral Springs, Fla./American Heritage	78	Morgan James * ^	OL	6-6	307	Fr.	RS	Highland, Mich./Lakeland
19	Davin Pierce	DB	6-2	182	Jr.	JC	Orlando, Fla./Dr. Phillips/Blinn College	79	Ryan Stout *	OL	6-6	293	So.	SQ	Sylvania, Ohio/Southview
19	Tyrin Summers	WR	5-9	173	Fr.	HS	Clewiston, Fla./Clewiston	80	Malick Mbodj	WR	6-4	200	Fr.	HS	Lithonia, Ga./Arabia Mountain
20	Carter Jacobs	S	6-1	199	Jr.	2L	Fort Lauderdale, Fla./American Heritage	81	DJ Dowdy *	TE	6-4	250	Sr.	3L	Akron, Ohio/North
21	Devin Gray	WR	6-1	177	Jr.	JC	Reno, Nev./Reed/Sierra College	82	Braxton Neal *	WR	6-3	192	Fr.	RS	Cincinnati, Ohio/Lakota West
22	Deionte Buckley * ^	RB	5-9	225	Jr.	TR	Indianapolis, Ind./Warren Central/Indiana State	83	Josiah Deguara *	TE	6-3	230	Fr.	RS	Folsom, Calif./Folsom
23	Eric Wilson *	LB	6-2	225	Sr.	2L	Redford, Mich./Thurston/Northwestern	84	Nate Cole *	WR	6-1	210	Sr.	3L	Memphis, Tenn./Mitchell
24	Malik Clements	S	6-0	199	So.	1L	Danville, Va./George Washington	85	Thomas Geddis	WR	6-1	167	Fr.	HS	Pompano Beach, Fla./Blanche Ely
25	Chad Banschbach * ^	RB	5-9	203	Jr.	2L	Lawrenceburg, Ind./Lawrenceburg	86	Rashad Medaris %	WR	5-10	164	Fr.	TR	Indianapolis, Ind./Pike/Western Illinois
26	Sam Geraci *	P	6-4	230	Jr.	2L	Cincinnati, Ohio/Moeller	87	Bruno Labelle %	TE	6-4	230	Fr.	HS	Laval, Quebec/College Montmorency
26	Jerron Rollins	WR	6-2	193	Fr.	HS	Miami, Fla./Christopher Columbus	88	Marcel Paul	WR	6-1	183	Fr.	HS	Detroit, Mich./Cass Tech
27	Hunter Gillespie	RB	5-11	200	Fr.	HS	Cincinnati, Ohio/Taylor	89	Jake Elfers * ^	TE	6-4	234	So.	SQ	Cincinnati, Ohio/Loveland
29	Bryce Beard ^	DB	5-9	179	Fr.	HS	Fredricksburg, Texas/IMG Academy	90	Hakeem Allonce *	DT	6-4	307	Sr.	SQ	Brooklyn, N.Y./Eleanor Roosevelt/Pierce CC
30	Chris Murphy *	DB	5-11	196	So.	SQ	Marietta, Ga./Lassiter/Arkansas	91	Marcus Brown	DT	6-3	332	Fr.	HS	Naples, Fla./East Coast Prep
31	Kyle Curtis * ^	LS	6-2	220	Jr.	SQ	Westerville, Ohio/South/John Carroll	92	Curtis Brooks	DE	6-3	280	Fr.	HS	Danville, Va./George Washington
31	Marquis Smith	DB	5-10	180	Fr.	HS	Ypsilanti, Mich./Ypsilanti	93	Elijah Ponder	DE	6-3	253	Fr.	HS	Avondale Estates, Ga./South Cobb
32	Gerrid Doaks	RB	6-0	206	Fr.	HS	Indianapolis, Ind./Lawrence Central	94	Chris Burton *	DT	6-2	296	Jr.	2L	Danville, Va./George Washington
32	James Wiggins	DB	5-11	180	Fr.	HS	Homestead, Fla./South Dade	95	Bryan Wright *	DE	6-3	258	Fr.	RS	New Castle, Del./Jireh Prep
33	Jaylyin Minor	LB	6-1	238	Jr.	1L	Navasota, Texas/Navasota/Tyler JC	96	Cortez Broughton *	DT	6-2	297	So.	1L	Warner Robins, Ga./Veterans
34	Joshua Holloman *	RB	5-11	193	Fr.	RS	Auburn Hills, Mich./Avondale	97	Ryan Jones	K	5-10	170	Fr.	RS	New Castle, Ind./New Castle
34	Josh Pasley * ^	K	6-0	182	Jr.	SQ	Lenexa, Kan./DeSoto/Highland CC	97	Norman Oglesby *	DT	5-11	281	Fr.	RS	Indianapolis, Ind./Ben Davis
35	Taylor Boose *	RB	6-0	212	Fr.	RS	Clifton, Va./Centerville	98	Lyndon Johnson	DE	6-6	279	Sr.	1L	West Point, Miss./West Point/Holmes CC
35	Anthony Legend * ^	S	5-10	186	So.	SQ	West Carrollton, Ohio/West Carrollton	99	Alex Pace *	DT	6-2	298	Sr.	2L	Cleveland, Ohio/Ginn Academy
36	Sheldon Doss * ^	S	6-1	209	Fr.	RS	Detroit, Mich./UD Jesuit								
37	Matthew Draper *	LB	6-2	214	Fr.	RS	South Euclid, Ohio/Brush								
38	Desmond Johnson * ^	CB	6-0	175	Fr.	RS	Marysville, Ohio/Marysville								
39	Doug Bates *	TE	6-4	248	Fr.	HS	Cincinnati, Ohio/Moeller								
40	Ty Sponseller ^	LB	6-3	213	Fr.	HS	Mason, Ohio/Mason								
41	Joel Dublanko	LB	6-3	235	Fr.	HS	Aberdeen, Wash./IMG Academy								
41	Jon Vincent * ^	LS	6-1	220	Jr.	SQ	Loveland, Ohio/Loveland								
42	Antonio Kinard	LB	6-4	214	Sr.	1L	Youngstown, Ohio/Liberty/Arizona Western								
43	Michael Pitts	DE	6-2	242	Fr.	HS	Stone Mountain, Ga./Stephenson								
44	Marquise Copeland	DE	6-3	270	So.	1L	Bedford, Ohio/Bedford								
45	Bryce Jenkinson	LB	6-1	231	So.	1L	Greenville, Ohio/Greenville								
46	Perry Young	DB	5-10	208	Fr.	HS	Birmingham, Ala./Spain Park								
47	Landon Brazile *	DE	6-5	257	So.	1L	Dayton, Ohio/Thurgood Marshall								
48	Kevin Mouhon *	LB	6-1	245	So.	1L	Norcross, Ga./Norcross								
49	Tyquan Statham	LB	6-0	220	Fr.	HS	Atlanta, Ga./West Hall								
50	Sione Tongamoa *	DT	6-1	297	Sr.	1L	N. Hollywood, Calif./Polytechnic/Merced College								

+ - Double Number; ^ - Walk-On; * - Has utilized redshirt year; # - Injured; % - Not eligible due to NCAA transfer regulations.

2016 UNIVERSITY OF CINCINNATI FOOTBALL

DEPTH CHART

OFFENSE					DEFENSE					SPECIAL TEAMS							
LT	79	Ryan Stout *	6-6	293	So.	DE	51	Kimoni Fitz *	6-3	252	So.	LS	41	Jon Vincent ^ *	6-1	220	Jr.
	53	Reed Armagost *	6-7	284	r-Fr.		48	Kevin Mouhon *	6-1	245	So.		31	Kyle Curtis *	6-2	220	Jr.
-or-	74	Kendal Calhoun	6-7	290	Jr.	DT	96	Cortez Broughton *	6-2	297	So.	H	26	Sam Geraci *	6-4	230	Jr.
LG	65	Idarius Ray	6-6	325	Sr.		94	Chris Burton *	6-2	296	Jr.		20	Carter Jacobs	6-1	199	Jr.
	54	Keith Minor *	6-4	282	So.	DT	99	Alex Pace *	6-2	298	Sr.	K	16	Andrew Gantz *	5-9	178	Jr.
-or-	76	Evan Mallory *	6-5	318	r-Fr.		44	Marquise Copeland	6-3	270	So.		34	Josh Pasley *	6-0	182	Jr.
C	59	Deyshawn Bond *	6-1	292	Sr.	DE	56	Mark Wilson *	6-3	243	Jr.	P	26	Sam Geraci *	6-4	230	Jr.
	66	David Niehaus ^ *	6-1	296	Jr.		47	Landon Brazile *	6-5	257	So.		16	Andrew Gantz *	5-9	178	Jr.
	72	Garrett Campbell ^ *	6-6	310	Jr.	WLB	23	Eric Wilson *	6-2	225	Sr.	KR	5	Mike Boone	5-10	205	Jr.
RG	73	Ryan Leahy *	6-6	296	Sr.		42	Antonio Kinard	6-4	214	Sr.		7	Tion Green *	6-0	230	Sr.
	64	Will Steur ^ *	6-4	305	Jr.	MLB	45	Bryce Jenkinson	6-1	231	So.		1	Khalil Lewis	6-0	205	So.
RT	71	Korey Cunningham *	6-6	318	Jr.		33	Jaylyn Minor	6-1	238	Jr.		15	Brayden Beard *	6-0	180	r-Fr.
	78	Morgan James *	6-6	307	r-Fr.	SLB	5	Mike Tyson	6-2	201	Sr.	PR	15	Brayden Beard *	6-0	180	r-Fr.
TE	81	DJ Dowdy *	6-4	250	Sr.		30	Chris Murphy	5-11	196	So.		21	Devin Gray	6-1	177	Jr.
	18	Tyler Cogswell *	6-5	254	Jr.	CB	13	Grant Coleman	6-0	179	Jr.	PRO-NUN-SEE-A-SHUNS Hakeem Allonce ha-keem ah-lohnce Christian Angulo ann-GOO-low Reed Armagost arm-uh-ghost Chad Banschbach bonch-bock Landon Brazille BRA-zil Cortez Broughton brow-ton Franklin Brusciannelli brew-shuh-nel-eee Marquise Copeland mar-KEES Josiah Deguara duh-gwer-ahh Joel Dublanko do-BLAHN-ko Kimoni Fitz kuh-mah-nee Sam Geraci jer-a-see Tion Green TEE-on Tyrell Gilbert TIE-rel Tshumbi Johnson TA-shum-bee Gunner Kiel keel Malick Mbodj muh-LEEK moodj Kevin Mouhon MOO-hon David Niehaus KNEE-house Tyquan Statham tie-quan STAY-thum Sione Tongamoa see-OH-ney ton-gah-mo-ah Collin Widecan wi-DUH-can					
WR	1	Khalil Lewis	6-0	205	So.		19	Davin Pierce	6-2	182	Jr.						
	26	Jerron Rollins	6-2	193	Fr.	S	4	Zach Edwards	6-1	200	Sr.						
-or-	85	Thomas Geddis	6-1	167	Fr.		20	Carter Jacobs	6-1	199	Jr.						
WR	84	Nate Cole *	6-1	210	Sr.	S	2	Tyrell Gilbert *	6-1	200	So.						
	15	Brayden Beard ^ *	6-0	180	r-Fr.		24	Malik Clements	6-0	199	So.						
WR	21	Devin Gray	6-1	177	Jr.	CB	9	Linden Stephens	6-0	188	Jr.						
	13	Avery Johnson *	6-2	200	Jr.		10	Alex Thomas	6-1	180	So.						
QB	8	Hayden Moore *	6-3	218	So.	* - has used redshirt year; ^ - walk-on											
	12	Ross Trail *	6-3	216	r-Fr.												
	11	Gunner Kiel *	6-4	225	Sr.												
RB	5	Mike Boone	5-10	205	So.												
	-or-	7	Tion Green *	6-0	230						Sr.						
25	Chad Banschbach ^ *	5-9	203	Jr.													
22	Deionte Buckley ^ *	5-9	225	Sr.													

NUMERICAL ROSTER

NO.	NAME	POS.	NO.	NAME	POS.	NO.	NAME	POS.	NO.	NAME	POS.	NO.	NAME	POS.
1	Kahlil Lewis	WR	18	Tyler Cogswell *	TE	35	Anthony Legend ^ *	S	55	Caleb Ashworth *	DE	83	Josiah Deguara *	TE
2	Tyrell Gilbert	S	+ 19	Davin Pierce	DB	36	Sheldon Doss ^ *	S	56	Mark Wilson	DE	84	Nate Cole *	WR
3	Christian Angulo *	CB	+ 19	Tyrin Summers	WR	37	Matthew Draper *	LB	57	Cory Armstrong ^	LS	85	Thomas Geddis	WR
4	Zach Edwards	S	20	Carter Jacobs	S	38	Desmond Johnson ^ *	CB	58	Garrett Rigby ^	K	86	Rashad Medaris	WR
+ 5	Mike Boone	RB	21	Devin Gray	WR	39	Doug Bates *	TE	59	Deyshawn Bond *	OL	87	Bruno Labelle	TE
+ 5	Mike Tyson	S	22	Deionte Buckley ^ *	RB	40	Ty Sponseller ^	LB	60	Zach Bycznski	OL	88	Marcel Paul	WR
6	Tshumbi Johnson *	WR	23	Eric Wilson *	LB	+ 41	Joel Dublanko	LB	64	Will Steur ^ *	OL	89	Jake Eifers ^ *	TE
7	Tion Green *	RB	24	Malik Clements	S	+ 41	Jon Vincent ^ *	LS	65	Idarius Ray	OL	90	Hakeem Allonce *	DT
8	Hayden Moore *	QB	25	Chad Banschbach ^ *	RB	42	Antonio Kinard	LB	66	David Niehaus ^ *	OL	91	Marcus Brown	DT
9	Linden Stephens	CB	+ 26	Sam Geraci *	P	43	Michael Pitts	DE	68	Grant Schmidt	OL	92	Curtis Brooks	DE
+ 10	Jake Sopko	QB	+ 26	Jerron Rollins	WR	44	Marquise Copeland	DE	71	Korey Cunningham *	OL	93	Elijah Ponder	DE
+ 10	Alex Thomas	CB	27	Hunter Gillespie ^	RB	45	Bryce Jenkinson	LB	72	Garrett Campbell ^ *	OL	94	Chris Burton *	DT
11	Gunner Kiel *	QB	29	Bryce Beard ^	DB	46	Perry Young	DB	73	Ryan Leahy *	OL	95	Bryan Wright *	DE
12	Ross Trail *	QB	30	Chris Murphy *	DB	+ 47	Landon Brazile *	DE	74	Kendall Calhoun	OL	96	Cortez Broughton *	DT
+ 13	Grant Coleman *	CB	+ 31	Kyle Curtis ^ *	LS	48	Kevin Mouhon *	DE	75	Chris Ferguson *	DT	97	Ryan Jones	K
+ 13	Avery Johnson *	WR	+ 31	Marquis Smith	DB	49	Tyquan Statham	LB	76	Evan Mallory *	OL	97	Norman Oglesby	DT
+ 14	Sam Fette ^ *	QB	+ 32	Gerrid Doaks	RB	50	Sione Tongamoa *	DT	77	John Kurtz *	OL	98	Lyndon Johnson	DE
+ 14	JJ Pinckney *	CB	+ 32	James Wiggins	DB	51	Kimoni Fitz *	DE	78	Morgan James ^ *	OL	99	Alex Pace *	DT
15	Brayden Beard ^ *	WR	33	Jaylyn Minor	LB	52	Reed Armagost *	OL	79	Ryan Stout *	OL			
16	Andrew Gantz *	K	+ 34	Joshua Holloman *	RB	+ 53	Franklin Brusciannelli ^ *	LB	80	Malick Mbodj	WR			
+ 17	Jamil Kamara *	WR	+ 34	Josh Pasley ^ *	K	+ 53	Tyler McGarr *	OL	81	DJ Dowdy *	TE			
+ 17	Collin Widecan ^	DB	35	Taylor Boose *	RB	54	Keith Minor *	OL	82	Braxton Neal *	WR			

+ - double number; * - has used redshirt year; ^ - walk-on

HEAD COACH TOMMY TUBERVILLE



FOURTH SEASON AT CINCINNATI • 21ST SEASON OVERALL (156-90/.633) • SOUTHERN ARKANSAS '76

Tommy Tuberville, a 20-year head coaching veteran, was named the 41st football head coach at the University of Cincinnati on Dec. 8, 2012.

Tuberville, widely regarded as one of the top coaches and recruiters in college football, holds a career mark of 156-90. In his first three seasons at UC, he led the Bearcats to a 26-13 record, a 2014 American Athletic Conference Football Championship and three bowl appearances.

The 2015 UC squad finished 7-6, played in the Hawai'i Bowl, had the most prolific offense in school history, set 18 school records and finished No. 6 in the NCAA FBS in total offense, averaging 537.8 yards per game. WR Shaq Washington set UC's school-records for career (240) and single-season (90) receptions while Chris Moore hauled in a UC record 26 touchdown passes during his career.

The Bearcats placed eight players on All-American Athletic Conference teams. Offensive tackle Parker Ehinger led the way as a first team selection, while center Deyshawn Bond, kicker Andrew Gantz, offensive guard Ryan Leahy, defensive lineman Silverberry Mouhon, Washington and linebacker Eric Wilson were second team honorees. Safety Zach Edwards was named honorable mention.

UC finished out its 2014 campaign with a 9-4 record, an American Athletic Conference Championship and a matchup against Virginia Tech in the 2014 Military Bowl.

Cincinnati rebounded from a 2-3 start and finished the regular season 9-3 on a seven-game winning streak with a share of the conference crown. The Bearcats placed seven student-athletes on the all-conference team.

UC had the most prolific offense in school history in 2013, as the Bearcats led the American Athletic Conference in total offense (472.1) and rushing offense (168.3) with the offense totaling a school-record 6,137 yards. The defense was one of the best in the country, ranking in the top 10 nationally in both rushing defense (6th, 104.5 ypg) and total defense (9th, 315.6 ypg). UC was also among the top 30 in 10 of the 11 primary defensive categories tracked in the national stats, including 14th in scoring defense (21.0 ppg). Nine student-athletes were tabbed with all-conference accolades.

Tuberville's team got it done in the classroom as well. UC posted a team GPA of 2.989 in the winter of 2014, with 55 student-athletes achieved a 3.0 or higher GPA, with 20 Bearcats on the Dean's List for achieving a 3.4 GPA or above.

He came to UC after three years at Texas Tech, where he led the Red Raiders to a 20-17 mark and a pair of bowl appearances.

He coached one of the nation's best offenses in 2012 as the Red Raiders finished the regular season ranked No. 2 in passing offense (361.9 ypg), No. 7 in passing efficiency (157.51 rtg), No. 21 in total offense (501.4 ypg) and No. 16 in scoring offense, averaging 37.8 points per game.

Texas Tech was one of the nation's most improved defenses in 2012, ranking No. 22 in pass defense and surrendering less than 200 yards passing per game (195.8). That defense held than No. 5/4 West Virginia, one of the nation's most prolific offenses, to its lowest point total of the 2012 season in a 59-14 Red Raiders win.

In 10 seasons at Auburn (1999-2008), Tuberville led the Tigers to 85 overall wins, which ranks fourth in school history. Tuberville led Auburn to seven-straight bowl appearances, including New Year's Day bowl games in four of those years.

In 2004, Tuberville led Auburn to its best season ever as the Tigers won a school-record 13 games and captured the SEC Championship and the NOKIA Sugar Bowl title. Auburn won its first conference title since 1989, including its first outright championship since 1987. Auburn defeated five top 15 teams, becoming just the 10th NCAA Division I-A team to finish 13-0 or better. The Tigers earned their first ever berth in a Bowl Championship Series

game and defeated Virginia Tech, 16-13 in the Sugar Bowl. For his efforts, Tuberville was named the AFCA, Associated Press, Paul "Bear" Bryant, FCA, SEC and Walter Camp Coach of the Year.

Tuberville built an Auburn program that excelled both on and off the field. Players flourished under Tuberville's guidance as Auburn earned 36 first-team All-Southeastern Conference awards, eight All-America honors, 26 SEC All-Freshmen accolades, 57 SEC Player of the Week honors, two SEC Player of the Year awards, two Jacobs Awards and one Most Valuable Player of the SEC Championship game.

Coaching stops at perennial college football powers University of Miami and Texas A&M and a four-year head coaching stint at the University of Mississippi gave him the background in building and maintaining a successful program.

During his time at Miami (1986-93) serving on the staffs of Jimmy Johnson and Dennis Erickson, Tuberville was a defensive coach on teams which won three national championships, posted an 87-9 record and played in eight consecutive New Year's Day bowls.

Tuberville began his collegiate coaching career at Arkansas State in 1980, coaching various segments of the Indians' defense over the next five seasons. During a five-year stay at Arkansas State, Tuberville coached defensive backs, nose guards and linebackers. During his final year at ASU, the Indians advanced to the second round of the NCAA Division I-AA playoffs.

He began his coaching career at Hermitage (Ark.) High School where he spent two years as an assistant and two as a head coach. After three straight four-win seasons, Tuberville guided HHS to a 7-3 mark in 1979 before moving to Arkansas State.

During the 2015 season, Tuberville served as the president of the American Football Coaches Association and was a long time member of the organization's Board of Trustees. For his numerous achievements during his career, he was inducted into the Arkansas Sports Hall of Fame in February, 2008.

A longtime supporter of the military, Tuberville has strong ties to the Wounded Warrior Project, hosting several games in recent years to benefit injured veterans.

In May 2008, he participated in the inaugural Armed Forces Entertainment Coaches Tour in the Middle East with fellow college coaches Mark Richt of Georgia, Randy Shannon of Miami (Fla.), Jack Siedlecki of Yale and Charlie Weis of Notre Dame.

With a mission to help boost troop morale, the six-day tour made stops at military bases in Germany, Qatar, Bahrain, United Arab Emirates and a visit to the USS Nassau in the Persian Gulf.

In 2013, Tuberville started the Tommy Tuberville Foundation to recognize and support organizations and causes that connect with the beliefs and values of the Tuberville family.

The foundation's motto is Attitude For Life and it will help build homes for members of our military who are recipients of the Purple Heart Medal. Through a supportive alliance with Purple Heart Homes, the foundation will ensure these veterans, particularly in Ohio and Indiana, are remembered and have a home that meets their physical needs.

A 1976 graduate of Southern Arkansas University, Tuberville was a letterman at free safety and a two-year member of the golf team at SAU. He is a 1972 graduate of Harmony Grove High School in Camden, Ark.

Tuberville is married to the former Suzanne Fette of Guilford, Ind. They are the parents of two sons, Thomas Tucker, an offensive quality control assistant at UC, and Troy Allen, a student at UC.

THE TUBERVILLE FILE

PLAYING CAREER

1972-76	Southern Arkansas (Free Safety; Golf Team member)
1968-72	Harmony Grove High School (Camden, Ark.)

COACHING CAREER

Year	School	Position
1980-84	Arkansas State	Defensive Line/Linebackers
1986-92	Miami (Fla.)	Defensive Line/Linebackers
1993	Miami (Fla.)	Defensive Coordinator
1994	Texas A&M	Defensive Coordinator
1995-98	Ole Miss	Head Coach
1999-08	Auburn University	Head Coach
2010-12	Texas Tech University	Head Coach
2013-	Cincinnati	Head Coach

CHAMPIONSHIPS

Year	School	Championship
1987	Miami (Fla.)	National
1989	Miami (Fla.)	National
1991	Miami (Fla.)	National/BIG EAST
1992	Miami (Fla.)	BIG EAST
2000	Auburn	SEC West
2002	Auburn	SEC West
2004	Auburn	SEC
2005	Auburn	SEC West
2014	Cincinnati	American

BOWLS COACHED IN

Year	School	Bowl
1986	Miami (Fla.)	Fiesta
1987	Miami (Fla.)	Orange
1988	Miami (Fla.)	Orange
1989	Miami (Fla.)	Sugar
1990	Miami (Fla.)	Cotton
1991	Miami (Fla.)	Orange
1992	Miami (Fla.)	Sugar
1993	Miami (Fla.)	Fiesta
1997	Ole Miss	Motor City
1998	Ole Miss	Independence
2000	Auburn	Citrus
2001	Auburn	Peach
2002	Auburn	Capital One
2003	Auburn	Music City
2004	Auburn	Sugar
2005	Auburn	Capital One
2006	Auburn	Cotton
2007	Auburn	Chick-fil-A
2010	Texas Tech	TicketCity.com
2012	Texas Tech	Meineke Car Care of Texas
2013	Cincinnati	Belk
2014	Cincinnati	Military
2015	Cincinnati	Hawai'i

PERSONAL INFORMATION



Birthdate: September 18, 1954
Hometown: Camden, Ark.
Wife: The former Suzanne Fette of Guilford, Ind.
Children: Thomas Tucker, Troy Allen
Education: Southern Arkansas (B.S., 1976)

TUBERVILLE'S HEAD COACHING RECORD

Year	School	Conference	Overall
1995-98	Ole Miss	12-20	25-20
1999-08	Auburn	51-29	85-40
2010-12	Texas Tech	9-17	20-17
2013-	Cincinnati	17-7	26-13
TOTALS		89-73 (.534)	156-90 (.633)

**ROBERT PRUNTY**

ASSOCIATE HEAD COACH/CO-DC/DE • FOURTH YEAR • ALABAMA A&M '88

Prunty joined the football staff in January 2013 as the associate head coach and defensive ends coach. He added the responsibility of co-defensive coordinator following the 2013 campaign. He came to UC after three seasons at Texas Tech. A former head coach at both Hargrave Military Academy and Gretna High School, Prunty has been recognized as one of the nation's best recruiters. A Chatham, Va., native, Prunty and his wife Kimberly have a son, Robert Prunty Jr., and a daughter Gabrielle.

**ZAC TAYLOR**

OFFENSIVE COORDINATOR/QUARTERBACKS • FIRST YEAR • NEBRASKA '06

Taylor joined UC in January 2016 after a four-year stint with the Miami Dolphins as QBs coach (2002-15) and OC (2015). Taylor mentored signal caller Ryan Tannehill who threw for 3,000 or more yards in each of his first four seasons, the first QB in team history to achieve that feat. A standout QB at Nebraska and the 2006 Big 12 Offensive Player of the Year, Taylor rewrote the Huskers passing record book, throwing for 5,850 yards and 45 TDs in two seasons. A Norman, Oklahoma native, Taylor and his wife Sarah have two sons, Brooks and Luke and daughter Emma Claire.

**JEFF KOONZ**

CO-DEFENSIVE COORDINATOR/LINEBACKERS • THIRD YEAR • AUBURN '04

Koonz enters his third season on the University of Cincinnati football staff, coaching the safeties. He has added the responsibility of co-defensive coordinator entering 2016. Koonz, a former graduate assistant for UC head coach Tommy Tuberville at Auburn in 2004, comes to UC after four years coaching the linebackers at Louisiana Tech. Koonz previously served as a defensive quality control assistant at Texas. A 2004 Auburn graduate. Koonz married the former Maura McDermott in July 2011 and the couple has a daughter, Mary Margaret and a son Jameson Jeffrey.

**TY LINDER**

SPECIAL TEAMS COORDINATOR/RUNNING BACKS • SECOND YEAR • TEXAS TECH '08

Linder joined the Bearcats staff in 2015 as the special teams coordinator and added responsibility for the running backs entering 2016. He previously worked for UC Head Coach Tommy Tuberville from 2010-11 at Texas Tech. He came to UC after a year as the graduate assistant/special teams coordinator at TCU. He spent four seasons on the Texas Tech staff coaching tight ends and special teams while a graduate assistant. He played on four bowl teams at Tech, lettering at OLB in 2006 and 2007. Linder and his wife, the former Kelly Kyger, have a daughter, Leighton Marie.

**MIKE GILLHAMER**

DEFENSIVE BACKS • FIRST YEAR • HUMBOLDT STATE '76

Veteran coach Mike Gillhamer joined the University of Cincinnati football staff in the spring of 2016 and will coach the secondary. Gillhamer has nearly four decades of coaching experience, including 15 seasons in the National Football League. He joins the Bearcats after spending the past four seasons as the secondary coach for the Indianapolis Colts. A native of Fresno, California, Gillhamer graduated with a degree in physical education from Humboldt State in 1976 and received his master's degree in special education in 1981. He has two daughters, Meagen and Taylor.

**JB GRIMES**

OFFENSIVE LINE • FIRST YEAR • HENDERSON STATE '77

JB Grimes, a veteran of 30-plus years in the coaching ranks, joined the University of Cincinnati staff in January 2016 as the offensive line coach. Grimes came to UC after a three-year stint at Auburn, where he helped the Tigers to a 2013 Southeastern Conference Championship and a BCS Championship berth. He has coached in 18 bowl games and mentored numerous NFL players. A native of Clarendon, Arkansas, Grimes is married to the former Jennifer Graves and the couple has four children, sons Aaron and Nick and daughters Danielle and Lindsey.

**NICK GRIMES**

TIGHT ENDS/H-BACKS • FIRST YEAR • SAM HOUSTON STATE '09

Nick Grimes is in his first season as the tight ends and h-backs coach for the University of Cincinnati football team. Grimes joined the staff in 2014 and spent two seasons as an offensive graduate assistant, working with the tight ends. He came to UC after serving as the offensive coordinator at Howe HS in Texas. Grimes coached the offensive line at Navasota HS in 2012. The College Station, Texas native played offensive line at both Sam Houston State and Tulsa. Grimes and his wife Cortney have a daughter, Tatum Ryan.

**KENNY INGRAM**

DEFENSIVE TACKLES • SECOND YEAR • ARKANSAS STATE '99

Ingram is in his second season as the University of Cincinnati football squad's defensive tackles coach. He came to UC after spending two seasons as the director of player development at Auburn. Ingram made previous coaching stops at Arkansas State, Memphis and Tennessee State and also had a stint as a successful high school coach in his hometown of Memphis. Ingram and his wife, Carla have five children: Kendrien, Taylor, Kameron, and twins Kennedy and Karleigh.

**BLAKE ROLAN**


WIDE RECEIVERS • FOURTH YEAR • LOUISVILLE '05

Rolan joined the University of Cincinnati football staff as the wide receivers coach in 2013. Rolan came to UC after spending the 2010-12 seasons at Tennessee as an offensive intern. Rolan spent the 2009 season tutoring running backs at the University of West Georgia. He played collegiality at Middle Tennessee State at quarterback and tight end from 2000-03. Rolan is married to the former Bennett Sumner. They have a son, Houston and daughter Elizabeth Reed.

**JOE WALKER**

STRENGTH & CONDITIONING • FOURTH YEAR • LOCK HAVEN '02

Joe Walker joined the UC football staff in December of 2012 as the director of football strength and conditioning after three years in the same role at Texas Tech University under current UC head coach Tommy Tuberville. Walker joined the Red Raiders in 2010 after spending two seasons as an assistant strength coach at Auburn. He and his wife Lauren have three sons, Caden, Colby and Caleb.

SUPPORT STAFF**GREG BRUNER**
DIRECTOR OF RECRUITING**AUSTEN BUJNOCH**
GRADUATE ASSISTANT, OFF.**JENA BUSHELMAN**
ADMIN. ASST., RECRUITING**COREY CAMPBELL**
ASST. STRENGTH & COND.**KHOENY DOLISCA**
ASST. DIRECTOR, EQUIP.**LUKE GOODWIN**
QUALITY CONTROL, DEF.**CHRIS GRAY**
ASST. STRENGTH & COND.**ANDREW HAYNES**
ASST. DIRECTOR, EQUIP.**AARON HIMMLER**
FOOTBALL ATHLETIC TRAINER**JUSTIN JACKSON**
GRADUATE ASSISTANT, DEF.**BOB MANCINE**
ASSOC. AD/SPORTS MED.**SHERRY MURRAY**
ASST. TO HEAD FB COACH**ADAM NIEMEIER**
DIRECTOR OF VIDEO**COOPER PETAGNA**
ASST. DIR., RECRUITING**WILL RICHARD**
GRADUATE ASSISTANT, DEF.**BLAKE REID**
ASST. AD/EQUIPMENT**DOUG ROSFELD**
DIR., PLAYER DEVELOPMENT**CARL SCHMID**
ASST. DIRECTOR, VIDEO**PARKER SHOWERS**
ASSOC. STRENGTH & COND.**JESSE SMITH**
GRAD. ASSISTANT, OFF.**ORLANDO SMITH**
ASSOC. STRENGTH & COND.**VINCE SURIANO**
DIR., HS/PLAYER RELAT.**TUCKER TUBERVILLE**
QUALITY CONTROL, OFF.**JOHN WIDECAN**
ASSOC. AD/FB OPS

2016 UNIVERSITY OF CINCINNATI FOOTBALL

2016 STATISTICS

OVERALL: 1-0 AMERICAN: 0-0 HOME: 1-0 AWAY: 0-0 NEUTRAL: 0-0

// SCHEDULE & RESULTS

Date	UC Rank	Opponent	TV	Site	Time/Res.	Att.	Rusher	Passer	Receiver	Top Tackler
09/01	na/na	UT MARTIN	ESPN3	Nippert Stadium	W, 28-7	28,520	Green (16-97-0)	Moore (21-34-260-2-1)	Gray (5-111-0)	E. Wilson (15)
09/10		at Purdue	Big Ten Network	West Lafayette, Ind.	Noon					
09/15		HOUSTON *	ESPN	Nippert Stadium	7:30 p.m.					
09/24		MIAMI (OHIO)		Nippert Stadium						
10/01		USF *		Nippert Stadium						
10/08		at UConn *	CBS SN	East Hartford, Conn.	11:30 a.m.					
10/22		EAST CAROLINA *		Nippert Stadium						
10/29		at Temple *		Philadelphia, Pa.						
11/05		BYU		Nippert Stadium						
11/12		at UCF *		Orlando, Fla.						
11/18		MEMPHIS *	CBS SN	Nippert Stadium	8 p.m.					
11/24		at Tulsa *		Tulsa, Okla.						

TEAM STATISTICS	Cincinnati	Opponent
SCORING	28	7
Points Per Game	28.0	7.0
Points Off Turnovers	14	0
FIRST DOWNS	22	20
Rushing	8	12
Passing	13	6
Penalty	1	2
RUSHING YARDAGE	140	177
Yards gained rushing	165	215
Yards lost rushing	25	38
Rushing Attempts	34	49
Average Per Rush	4.1	3.6
Average Per Game	140.0	177.0
TDs Rushing	1	0
PASSING YARDAGE	260	146
Comp-Att-Int	21-34-1	12-26-2
Average Per Pass	7.6	5.6
Average Per Catch	12.4	12.2
Average Per Game	260.0	146.0
TDs Passing	2	1
TOTAL OFFENSE	400	323
Total Plays	68	75
Average Per Play	5.9	4.3
Average Per Game	400.0	323.0
KICK RETURNS: #-Yards	2-27	4-67
PUNT RETURNS: #-Yards	0-0	1-5
INT RETURNS: #-Yards	2-51	1-0
KICK RETURN AVERAGE	13.5	16.8
PUNT RETURN AVERAGE	0.0	5.0
INT RETURN AVERAGE	25.5	0.0
FUMBLES-LOST	2-2	1-1
PENALTIES-Yards	5-60	8-67
Average Per Game	60.0	67.0
PUNTS-Yards	3-116	3-118
Average Per Punt	38.7	39.3
Net punt average	37.0	39.3
KICKOFFS-Yards	5-320	2-103
Average Per Kick	64.0	51.5
Net kick average	45.6	38.0
TIME OF POSSESSION/Game	22:54	37:06
3RD-DOWN Conversions	5/13	9/16
3rd-Down Pct	38%	56%
4TH-DOWN Conversions	2/2	0/1
4th-Down Pct	100%	0%
SACKS BY-Yards	3-17	1-8
MISC YARDS	0	0
TOUCHDOWNS SCORED	4	1
FIELD GOALS-ATTEMPTS	0-1	0-2
ON-SIDE KICKS	0-0	0-0
RED-ZONE SCORES	(3-4) 75%	(1-4) 25%
RED-ZONE TOUCHDOWNS	(3-4) 75%	(1-4) 25%
PAT-ATTEMPTS	(2-3) 67%	(1-1) 100%

TEAM STATISTICS	Cincinnati	Opponent	SCORE BY QUARTERS					1st	2nd	3rd	4th	TOTAL
ATTENDANCE	28520	0	Cincinnati	0	6	8	14	-	28			
Games/Avg Per Game	1/28520	0/0	Opponents	7	0	0	0	-	7			
Neutral Site Games		0/0										

INDIVIDUAL STATISTICS

RUSHING	GP	Att	Gain	Loss	Net	Avg	TD	Long	Avg/G
GREEN, Tion	1	16	97	0	97	6.1	0	23	97.0
BOONE, Mike	1	12	43	8	35	2.9	1	16	35.0
MOORE, Hayden	1	5	25	12	13	2.6	0	12	13.0
LEWIS, Kahlil	1	1	0	5	-5	-5.0	0	0	-5.0
TOTAL	1	34	165	25	140	4.1	1	23	140.0
OPPONENTS	1	49	215	38	177	3.6	0	34	177.0

PASSING	GP	G	Effic	Cmp-Att-Int	Pct	Yds	TD	Lng	Avg/G
MOORE, Hayden	1	1	139.53	21-34-1	61.8	260	2	47	260.0
TOTAL	1	1	139.53	21-34-1	61.8	260	2	47	260.0
OPPONENTS	1	1	90.63	12-26-2	46.2	146	1	23	146.0

RECEIVING	GP	G	No.	Yds	Avg	TD	Long	Avg/G
COLE, Nate	1	1	6	64	10.7	1	17	64.0
GRAY, Devin	1	1	5	111	22.2	0	47	111.0
JOHNSON, Avery	1	1	2	38	19.0	0	26	38.0
LEWIS, Kahlil	1	1	2	16	8.0	1	13	16.0
GREEN, Tion	1	1	2	11	5.5	0	8	11.0
BEARD, Brayden	1	1	2	10	5.0	0	13	10.0
ROLLINS, Jerron	1	1	1	6	6.0	0	6	6.0
GEDDIS, Thomas	1	1	1	4	4.0	0	4	4.0
TOTAL	1	1	21	260	12.4	2	47	260.0
OPPONENTS	1	1	12	146	12.2	1	23	146.0

2016 UNIVERSITY OF CINCINNATI FOOTBALL

2016 STATISTICS

----- PATs -----									
SCORING	TD	FGs	Kick	Rush	Rcv	Pass	DXP	Saf	Points
LEWIS, Kahlil	1	0-0	0-0	0-0	0	0-0	0	0	6
COLE, Nate	1	0-0	0-0	0-0	0	0-0	0	0	6
BOONE, Mike	1	0-0	0-0	0-0	0	0-0	0	0	6
GILBERT, Tyrell	1	0-0	0-0	0-0	0	0-0	0	0	6
PASLEY, Josh	0	0-1	2-3	0-0	0	0-0	0	0	2
DOWDY, DJ	0	0-0	0-0	0-0	1	0-0	0	0	2
MOORE, Hayden	0	0-0	0-0	0-0	0	1-1	0	0	0
TOTAL	4	0-1	2-3	0-0	1	1-1	0	0	28
OPPONENTS	1	0-2	1-1	0-0	0	0-0	0	0	7

TOTAL OFFENSE	G	Plays	Rush	Pass	Total	Avg/G
MOORE, Hayden	1	39	13	260	273	273.0
GREEN, Tion	1	16	97	0	97	97.0
BOONE, Mike	1	12	35	0	35	35.0
LEWIS, Kahlil	1	1	-5	0	-5	-5.0
TOTAL	1	68	140	260	400	400.0
OPPONENTS	1	75	177	146	323	323.0

FIELD GOALS	M-A	Pct	01-19	20-29	30-39	40-49	50+	Lg	Blk
PASLEY, Josh	0-1	0.0	0-0	0-1	0-0	0-0	0-0	0	0

PUNTING	No.	Yds	Avg	Long	TB	FC	120	50+	Blkd
GERACI, Sam	3	116	38.7	41	0	2	0	0	0
TOTAL	3	116	38.7	41	0	2	0	0	0
OPPONENTS	3	118	39.3	43	0	0	2	0	0

KICKOFFS	No.	Yds	Avg	TB	OB	Retn	Net	YdLn
JONES, Ryan	5	320	64.0	1	0			
TOTAL	5	320	64.0	1	0	67	45.6	19
OPPONENTS	2	103	51.5	0	0	27	38.0	27

ALL PURPOSE	G	Rush	Rec	PR	KOR	IR	Tot	Avg/G
GRAY, Devin	1	0	111	0	0	0	111	111.0
GREEN, Tion	1	97	11	0	0	0	108	108.0
COLE, Nate	1	0	64	0	0	0	64	64.0
GILBERT, Tyrell	1	0	0	0	0	58	58	58.0
JOHNSON, Avery	1	0	38	0	0	0	38	38.0
BOONE, Mike	1	35	0	0	0	0	35	35.0
LEWIS, Kahlil	1	-5	16	0	17	0	28	28.0
BEARD, Brayden	1	0	10	0	10	0	20	20.0
MOORE, Hayden	1	13	0	0	0	0	13	13.0
ROLLINS, Jerron	1	0	6	0	0	0	6	6.0
GEDDIS, Thomas	1	0	4	0	0	0	4	4.0
STEPHENS, L.	1	0	0	0	0	-7	-7	-7.0
TOTAL	1	140	260	0	27	51	478	478.0
OPPONENTS	1	177	146	5	67	0	395	395.0

PUNT RETURNS	No.	Yds	Avg	TD	Long
TOTAL	0	0	0.0	0	0
OPPONENTS	1	5	5.0	0	5

INTERCEPTIONS	No.	Yds	Avg	TD	Long
GILBERT, Tyrell	1	58	58.0	1	58
STEPHENS, L.	1	-7	-7.0	0	0
TOTAL	2	51	25.5	1	58
OPPONENTS	1	0	0.0	0	0

KICK RETURNS	No.	Yds	Avg	TD	Long
LEWIS, Kahlil	1	17	17.0	0	17
BEARD, Brayden	1	10	10.0	0	10
TOTAL	2	27	13.5	0	17
OPPONENTS	4	67	16.8	0	25

FUMBLE RETURNS	No.	Yds	Avg	TD	Long
TOTAL	0	0	0.0	0	0
OPPONENTS	0	0	0.0	0	0

// FIELD GOALS (MADE) MISSED

FG SEQUENCE	CINCINNATI	OPPONENTS
UT MARTIN	24	37, 31
at Purdue		
HOUSTON *		
MIAMI (OHIO)		
USF *		
at UConn *		
EAST CAROLINA *		
at Temple *		
BYU		
at UCF *		
MEMPHIS *		
at Tulsa *		

// TURNOVERS

Takeaways.....	3 (2 Interceptions, 1 Fumble Recovery)
Turnovers.....	3 (1 Interception, 2 Fumbles)
Points Off Turnovers	
Cincinnati.....	14
Opponents.....	0
Points Off Turnovers/Game	
Cincinnati.....	14.0
Opponents.....	0.0

// RED ZONE

UC Red Zone Entries	3 of 4 (75.0%)
Scores.....	3 (3 TDs, 1 Rush TDs, 2 Pass TDs 0 FGs)
Non-Scores.....	1 (0 Half, 0 Fum., 0 INT, 0 Downs, 1 FGA)
Opponent Red Zone Entries	1 of 4 (25.0%)
Scores.....	1 (1 TDs, 0 Rush TDs, 1 Pass TDs, 0 FGs)
Non-Scores.....	3 (0 Half, 1 Fum., 0 INT, 0 Downs, 2 FGA)

// KICKOFFS

Kickoffs.....	5 - 320 Yards (64.0)
Touchbacks.....	1
Opponent Kickoff Returns.....	4 - 67 yards (16.8)
Out of Bounds.....	0
Average Opponent Drive Start.....	19 yard line

2016 UNIVERSITY OF CINCINNATI FOOTBALL

2016 STATISTICS

DEFENSE	GP-GS	TACKLES			TFL/Yds	SACKS		PASS DEF		FUMBLES		BLKD	
		Solo	Ast	Total		No-Yards	Int-Yds	BrUp	QBH	Rcv-Yds	FF	Kick	Saf
23 WILSON, Eric	1	5	10	15	3.0-16	2.0-14	.	1
4 EDWARDS, Zach	1	5	7	12	.	.	.	1
2 GILBERT, Tyrell	1	3	6	9	.	.	1-58	1
45 JENKINSON, B.	1	2	6	8	0.5-0
9 STEPHENS, L.	1	4	3	7	.	.	1--7
44 COPELAND, M.	1	1	4	5	0.5-1
51 FITZ, Kimoni	1	2	2	4	1.5-4	1.0-3	.	.	1
47 BRAZILE, Landon	1	1	2	3
48 MOUHON, Kevin	1	.	3	3	1.0-3	.	.	.	1
10 THOMAS, Alex	1	1	2	3	.	.	.	1
42 KINARD, Antonio	1	.	3	3
56 WILSON, Mark	1	.	3	3
13 COLEMAN, Grant	1	1	1	2
94 BURTON, Chris	1	1	1	2
96 BROUGHTON, C.	1	.	2	2	0.5-2
99 PACE, Alex	1	1	1	2	1.0-2	1-0	.	.	.
20 JACOBS, Carter	1	1	1	2
41 VINCENT, Jon	1	1	.	1
53 BRUSCIANELLI, F	1	.	1	1
19 PIERCE, Davin	1	.	1	1
5 TYSON, Mike	1	.	1	1
30 MURPHY, Chris	1	1
TOTAL	1	29	60	89	8-28	3-17	2-51	5	2	1-0	.	.	.
OPPONENTS	1	26	52	78	6.0-24	1-8	1-0	5	1	2-0	2	.	.

// SPECIAL TEAMS TACKLES

Player	Total	KO	Punt
EDWARDS, Zach	1	1	0
JACOBS, Carter	1	1	0
VINCENT, Jon	1	0	1
PIERCE, Davin	1	1	0
KINARD, Antonio	1	1	0
TOTALS	5	4	1

2016 UNIVERSITY OF CINCINNATI FOOTBALL

2016 TEAM GAME-BY-GAME STATISTICS

Date	Opponent	RUSHING				RECEIVING				PASSING				KICK RET				PUNT RET				TOT OFF
		No.	Yds	TD	Lg	No.	Yds	TD	Lg	Cmp-Att-Int	Yds	TD	Lg	No	Yds	TD	Lg	No	Yds	TD	Lg	
09/01	UT MARTIN	34	140	1	23	21	260	2	47	21-34-1	260	2	47	2	27	0	17	0	0	0	0	400
09/10	at Purdue																					
09/15	HOUSTON *																					
09/24	MIAMI (OHIO)																					
10/01	USF *																					
10/08	at UConn *																					
10/22	EAST CAROLINA *																					
10/29	at Temple *																					
11/05	BYU *																					
11/12	at UCF *																					
11/18	MEMPHIS *																					
11/25	at Tulsa *																					
	Totals	34	140	1	23	21	260	2	47	21-34-1	260	2	47	2	27	0	17	0	0	0	0	400
	Opponent	49	177	0	34	12	146	1	23	12-26-2	146	1	23	4	67	0	25	1	5	0	5	323

Date	Opponent	TACKLES			TFL-Yds	SACKS No-Yds	FUMBLE		Int-Yds	PASS			BLKD Kick	KICKS Att-Mad	XPTS			Pts
		Solo	Ast	Total			FF	FR-Yds		QBH	Brk	Run			Rcv	Saf		
09/01	UT MARTIN	29	60	89	8.0-28	3.0-17	0	1-0	2-51	2	5	0	3-2	0	1	0	28	
09/10	at Purdue																	
09/15	HOUSTON *																	
09/24	MIAMI (OHIO)																	
10/01	USF *																	
10/08	at UConn *																	
10/22	EAST CAROLINA *																	
10/29	at Temple *																	
11/05	BYU *																	
11/12	at UCF *																	
11/18	MEMPHIS *																	
11/25	at Tulsa *																	
	Totals	29	60	89	8.0-28	3.0-17	0	1-0	2-51	2	5	0	3-2	0	1	0	28	
	Opponent	26	52	78	6.0-24	1.0-8	2	2-0	1-0	1	5	0	1-1	0	0	0	7	

Date	Opponent	PUNTING								FIELD GOALS			KICKOFFS					
		No	Yds	Avg	Long	Blkd	TB	FC	50+	I20	Att-Made	Lg	Blkd	No	Yds	Avg	TB	OB
09/01	UT MARTIN	3	116	38.7	41	0	0	2	0	0	1-0	0	0	5	320	64.0	1	0
09/10	at Purdue																	
09/15	HOUSTON *																	
09/24	MIAMI (OHIO)																	
10/01	USF *																	
10/08	at UConn *																	
10/22	EAST CAROLINA *																	
10/29	at Temple *																	
11/05	BYU *																	
11/12	at UCF *																	
11/18	MEMPHIS *																	
11/25	at Tulsa *																	
	Totals	3	116	38.7	41	0	0	2	0	0	1-0	0	0	5	320	64.0	1	0
	Opponent	3	118	39.3	43	0	0	0	0	2	2-0	0	0	2	103	51.5	0	0

CAREER STATISTICS

15 BRAYDEN BEARD

WR | 6-0 | 180 | Fr. | RS | Fredricksburg, Texas/IMG Academy

SINGLE-GAME BESTS

Receptions.....	2, UT Martin, 09/01/16
Receiving yards	10, UT Martin, 09/01/16 (2 receptions)
Long reception	13, UT Martin, 09/01/16
All-purpose yards.....	20, UT Martin, 09/01/16
Kick returns	1, UT Martin, 09/01/16
Kick return yards.....	10, UT Martin, 09/01/16 (1 returns)
Long kick return.....	10, UT Martin, 09/01/16
Tackles.....	1, at Memphis, 09/24/15 (1-0)

CAREER STATS

Year	G	Rec.	Yds.	Avg./R	Long	TD	Avg./G
2015	4	0	0	--	0	0	--
2016	1	2	10	5.0	13	0	10.0
TOTAL	5	2	10	5.0	13	0	2.0

2016 GAME BY GAME

Date	Opponent	No.	Yds.	TD	Long
Sept. 1	UT MARTIN	12	43	1	16

5 MIKE BOONE

RB | 5-10 | 205 | Jr. | 2L | Macclenny, Fla./Baker County

SINGLE-GAME BESTS

Rush attempts:	19, USF, 10/24/14
Rush yards:.....	212, USF, 10/24/14 (19 carries)
Rush TDs:.....	3, twice
Long rush:.....	74, at Miami (Ohio), 09/19/15
Receptions:.....	3, at Miami (Fla.), 10/11/14
Receiving yards:	25, vs Virginia Tech, 12/27/14 (1 receptions)
Long reception:	25, vs Virginia Tech, 12/27/14

CAREER STATS

Year	G	Att	Yards	Yds/Att	Long	TD	Yds/G
2014	9	101	650	6.4	63	9	72.2
2015	11	104	749	7.2	74	9	68.1
2016	1	12	35	2.9	16	1	35.0
TOTAL	21	217	1434	6.6	74	19	68.3

2016 GAME BY GAME

Date	Opponent	No.	Yds.	TD	Long
Sept. 1	UT MARTIN	12	43	1	16

2015 GAME BY GAME

Date	Opponent	No.	Yds.	TD	Long
Sept. 5	ALABAMA A&M	13	86	2	26
Sept. 12	TEMPLE *	6	16	0	7
Sept. 19	at Miami (Ohio)	4	118	1	74
Oct. 16	at BYU	6	53	1	21
Oct. 24	UCONN *	13	117	0	34
Oct. 31	UCF *	3	49	0	32
Nov. 7	at Houston *	6	57	0	23
Nov. 14	Tulsa *	18	137	3	38
Nov. 21	at USF *	8	28	0	8
Nov. 28	at East Carolina *	16	56	1	7
Dec. 24	vs. San Diego State	8	32	1	10

84 NATE COLE

WR | 6-1 | 202 | Sr. | 2L | Memphis, Tenn./Mitchell

SINGLE-GAME BESTS

Receptions.....	6, UT Martin, 09/01/16
Receiving yards	66, at Houston, 11/07/15 (3 receptions)
Receiving TDs	1, 4 times
Long reception	50, at Houston, 11/07/15
All-purpose yards.....	66, at Houston, 11/07/15
Tackles.....	1, USF, 10/24/14 (1-0); East Carolina, 11/13/14 (0-1)

CAREER STATS

Year	G	Rec.	Yds.	Avg./R	Long	TD	Avg./G
2013	12	4	39	9.8	24	0	3.3
2014	13	15	145	9.7	34	2	11.2
2015	13	19	262	13.8	50	1	20.2
2016	1	6	64	10.7	17	1	64.0
TOTAL	40	44	510	11.6	50	4	12.8

2016 GAME BY GAME

Date	Opponent	No.	Yds.	TD	Long
Sept. 1	UT MARTIN	6	64	1	17

2015 GAME BY GAME

Date	Opponent	No.	Yds.	TD	Long
Sept. 5	ALABAMA A&M	2	14	0	12
Sept. 12	TEMPLE *	1	22	0	22
Sept. 19	at Miami (Ohio)	3	44	0	18
Sept. 24	at Memphis *	1	9	0	9
Oct. 16	at BYU	1	15	0	15
Oct. 24	UConn *	2	38	0	21
Oct. 31	UCF *	1	20	0	20
Nov. 7	at Houston *	3	66	1	50
Nov. 14	Tulsa *	2	14	0	8
Nov. 21	at USF *	2	14	0	8
Nov. 28	at East Carolina *	1	6	0	6
Dec. 24	vs. San Diego State	0	0	0	0

85 THOMAS GEDDIS

WR | 6-1 | 167 | Fr. | HS | Pompano Beach, Fla./Blanch Ely

SINGLE-GAME BESTS

Receptions.....	1, UT Martin, 09/01/16
Receiving yards	4, UT Martin, 09/01/16 (1 receptions)
Long reception	4, UT Martin, 09/01/16
All-purpose yards.....	4, UT Martin, 09/01/16

CAREER STATS

Year	G	Rec.	Yds.	Avg./R	Long	TD	Avg./G
2016	1	1	4	4.0	4	0	4.0
TOTAL	1	1	4	4.0	4	0	4.0

2016 GAME BY GAME

Date	Opponent	No.	Yds.	TD	Long
Sept. 1	UT MARTIN	12	43	1	16

21 DEVIN GRAY

WR | 6-1 | 177 | Jr. | JC | Reno, Nev./Reed/Sierra College

SINGLE-GAME BESTS

Receptions: 5, UT Martin, 09/01/16
Receiving yards: 111, UT Martin, 09/01/16 (5 receptions)
Long reception: 47, UT Martin, 09/01/16
All-purpose yards: 111, UT Martin, 09/01/16

CAREER STATS

Year	G	Rec.	Yds.	Avg./R	Long	TD	Avg./G
2016	1	5	111	22.2	47	0	111.0
TOTAL	1	5	111	22.2	47	0	111.0

2016 GAME BY GAME

Date	Opponent	No.	Yds.	TD	Long
Sept. 1	UT MARTIN	12	43	1	16

7 TION GREEN

RB | 6-0 | 230 | Jr. | 2L | Sanford, Fla./Lake Brantley

SINGLE-GAME BESTS

Rush attempts	19, at Miami (Ohio), 09/19/15
Rush yards.....	127, Alabama A&M, 09/05/15 (17 carries)
Rush TDs.....	2, three times
Long rush.....	41, Miami (Fla.), 10/01/15
Pass attempts	1, at BYU, 10/16/15
Pass completions.....	1, at BYU, 10/16/15
Pass yards.....	1, at BYU, 10/16/15
Pass TDs.....	1, at BYU, 10/16/15
Receptions.....	3, Temple, 09/12/15
Receiving yards	42, at Houston, 11/07/15 (2 receptions)
Long reception	28, at Houston, 11/07/15
All-purpose yards.....	128, Alabama A&M, 09/05/15

CAREER STATS

Year	G	Att	Yards	Yds/Att	Long	TD	Yds/G
2012	7	16	70	4.4	23	1	10.0
2013	11	91	412	4.5	24	7	37.5
2014	3	28	118	4.2	14	1	39.3
2015	13	151	729	4.8	41	8	56.1
2016	1	16	97	6.1	23	0	97.0
TOTAL	35	302	1426	4.7	41	17	40.7

2016 GAME BY GAME

Date	Opponent	No.	Yds.	TD	Long
Sept. 1	UT MARTIN	16	97	0	23

2015 GAME BY GAME

Date	Opponent	No.	Yds.	TD	Long
Sept. 5	ALABAMA A&M	17	127	1	25
Sept. 12	TEMPLE *	13	63	1	17
Sept. 19	at Miami (Ohio)	19	66	1	22
Sept. 24	at Memphis *	12	41	0	17
Oct. 1	MIAMI (FLA.)	15	90	0	41
Oct. 16	at BYU	9	30	1	16
Oct. 24	UCONN *	14	71	0	17
Oct. 31	UCF *	6	58	1	23
Nov. 7	at Houston *	3	14	0	4
Nov. 14	Tulsa *	12	64	1	12
Nov. 21	at USF *	10	51	2	11
Nov. 28	at East Carolina *	11	26	0	7
Dec. 24	vs. San Diego State	10	32	0	7

13 AVERY JOHNSON

WR | 6-2 | 200 | Jr. | TR | Pompano Beach, Fla./Blanche Ely/LSU

SINGLE-GAME BESTS

Receptions.....2, UT Martin, 09/01/16
 Receiving yards 38, UT Martin, 09/01/16 (2 receptions)
 Long reception 26, UT Martin, 09/01/16
 All-purpose yards..... 38, UT Martin, 09/01/16

CAREER STATS

Year	G	Rec.	Yds.	Avg./R	Long	TD	Avg./G
2016	1	2	38	19.0	26	0	38.0
TOTAL	1	2	38	19.0	26	0	38.0

2016 GAME BY GAME

Date	Opponent	No.	Yds.	TD	Long
Sept. 1	UT MARTIN	2	38	0	26

1 KAHLIL LEWIS

WR | 6-0 | 205 | So. | 1L | Miami, Fla./Mirimar

SINGLE-GAME BESTS

Receptions..... 3, UCF, 10/31/15
 Receiving yards 53, UCF, 10/31/15 (3 receptions)
 Receiving TDs 1, UT Martin, 09/01/16
 Long reception41, UCF, 10/31/15
 All-purpose yards..... 90, at USF, 11/20/15
 Kick returns4, at USF, 11/20/15
 Kick return yards.....90, at USF, 11/20/15 (4 returns)
 Long kick return35, at USF, 11/20/15

CAREER STATS

Year	G	Rec.	Yds.	Avg./R	Long	TD	Avg./G
2015	11	3	53	17.7	41	0	4.8
2016	1	2	16	8.0	13	1	16.0
TOTAL	12	5	69	13.8	41	1	5.8

2016 GAME BY GAME

Date	Opponent	No.	Yds.	TD	Long
Sept. 1	UT MARTIN	2	16	1	13

26 JERRON ROLLINS

WR | 6-2 | 193 | Fr. | HS | Miami, Fla./Christopher Columbus

SINGLE-GAME BESTS

Receptions..... 1, UT Martin, 09/01/16
 Receiving yards 6, UT Martin, 09/01/16 (1 receptions)
 Long reception6, UT Martin, 09/01/16
 All-purpose yards.....6, UT Martin, 09/01/16

CAREER STATS

Year	G	Rec.	Yds.	Avg./R	Long	TD	Avg./G
2016	1	1	6	6.0	6	0	6.0
TOTAL	1	1	6	6.0	6	0	6.0

2016 GAME BY GAME

Date	Opponent	No.	Yds.	TD	Long
Sept. 1	UT MARTIN	1	6	0	6

CAREER STATISTICS

8 HAYDEN MOORE

QB | 6-3 | 205 | Fr. | RS | Clay, Ala./Clay-Chalkville

SINGLE-GAME BESTS

Rush attempts20, at BYU, 10/16/15
 Rush yards29, at Miami (Ohio), 09/19/15 (11 carries)
 Rush TDs1, at Miami (Ohio), 09/19/15; Miami (Fla.), 10/01/15
 Long rush19, at BYU, 10/16/15
 Pass attempts53, at Memphis, 09/24/15
 Pass completions31, at Memphis, 09/24/15
 Pass yards557, at Memphis, 09/24/15
 Pass TDs4, at Memphis, 09/24/15
 Had intercepted3, vs San Diego State, 12/24/15
 Long pass68, at Memphis, 09/24/15
 Total offense attempts60, at Memphis, 09/24/15 (7 rush,53 pass)
 Total offense yards564, at Memphis, 09/24/15 (7 rush,557 pass)
 All-purpose yards29, at Miami (Ohio), 09/19/15

CAREER STATS

Year	G	Att	Comp	Pct	Yds	Lg	Effic.	TD	Int	Yds/G
2015	9	224	133	0.594	1885	68	133.5	9	11	209.4
2016	1	34	21	0.618	260	47	139.5	2	1	260.0
TOTAL	10	258	154	0.597	2145	68	134.3	11	12	214.5

2016 GAME BY GAME

Date	Opponent	Cmp.	Att.	Int.	Yds.	TD	Long	Sac
Sept. 1	UT MARTIN	21	34	1	260	2	47	1

2015 GAME BY GAME

Date	Opponent	Cmp.	Att.	Int.	Yds.	TD	Long	Sac
Sept. 5	ALABAMA A&M	8	14	0	107	1	35	0
Sept. 19	at Miami (Ohio)	7	14	2	118	0	27	1
Sept. 24	at Memphis *	31	53	2	557	4	68	0
Oct. 1	MIAMI (FLA.)	22	33	1	279	2	52	2
Oct. 16	at BYU	15	30	0	219	0	46	8
Oct. 31	UCF *	11	14	1	154	1	49	0
Nov. 21	at USF *	20	36	2	249	1	54	2
Dec. 24	vs. San Diego State	19	30	3	202	0	47	4

11 GUNNER KIEL

QB | 6-4 | 213 | Jr. | 1L | Columbus, Ind./East/Notre Dame

SINGLE-GAME BESTS

Rush attempts8, Miami (Ohio), 09/20/14
 Rush yards50, at SMU, 10/18/14 (6 carries)
 Rush TDs1, three times
 Long rush24, Toledo, 09/12/14
 Pass attempts57, at Miami (Fla.), 10/11/14
 Pass completions31, at Miami (Fla.), 10/11/14
 Pass yards523, at Houston, 11/07/15
 Pass TDs6, Toledo, 09/12/14
 Had intercepted4, Temple, 09/12/15
 Long pass88, Temple, 09/12/15
 Total offense attempts61, at Miami (Fla.), 10/11/14 (4 rush,57 pass)
 Total offense yards499, at Houston, 11/07/15 (-24 rush, 523 pass)

CAREER STATS

Year	G	Att	Comp	Pct	Yds	Lg	Effic.	TD	Int	Yds/G
2014	13	390	233	0.597	3254	83	149.4	31	13	250.3
2015	10	316	206	0.652	2777	88	151.9	19	11	277.7
TOTAL	23	706	439	0.622	6031	88	150.5	50	24	262.2

2015 GAME BY GAME

Date	Opponent	Cmp.	Att.	Int.	Yds.	TD	Long	Sac
Sept. 5	ALABAMA A&M	18	22	0	233	2	47	0
Sept. 12	TEMPLE *	30	52	4	427	2	88	1
Sept. 19	at Miami (Ohio)	15	26	0	145	1	27	1
Sept. 24	at Memphis *	7	11	1	63	0	16	0
Oct. 24	UCONN *	26	35	0	327	2	33	1
Oct. 31	UCF *	15	15	0	319	5	78	0
Nov. 7	at Houston *	28	51	2	523	4	65	3
Nov. 14	Tulsa *	29	42	1	386	2	43	1
Nov. 21	at USF *	8	15	2	84	0	17	1
Nov. 28	at East Carolina *	30	47	1	270	1	25	0

2014 GAME BY GAME

Date	Opponent	Cmp.	Att.	Int.	Yds.	TD	Long	Sac
Sept. 12	TOLEDO	25	37	0	418	6	52	1
Sept. 20	MIAMI (OHIO)	25	39	2	271	4	29	1
Sept. 27	at Ohio State	21	32	0	352	4	83	1
Oct. 4	MEMPHIS *	11	27	1	216	1	80	2
Oct. 11	at Miami (Fla.)	31	57	3	355	3	45	1
Oct. 18	at SMU *	13	20	0	241	1	48	0
Oct. 24	USF *	13	22	0	196	1	38	0
Oct. 31	at Tulane *	0	1	1	0	0	0	0
Nov. 13	EAST CAROLINA *	29	44	3	436	4	66	1
Nov. 22	at UConn *	17	30	1	161	3	22	0
Nov. 29	at Temple *	19	31	0	174	1	31	1
Dec. 6	HOUSTON *	15	24	0	190	2	29	2
Dec. 27	vs. Virginia Tech	14	26	2	244	1	40	2

16 ANDREW GANTZ

K | 5-9 | 170 | Jr. | 2L | Dayton, Ohio/Centerville

SINGLE-GAME BESTS

Points scored: 16, at Memphis, 09/24/15
 Kick PATs: 7, 4 times
 Points by kicking: 16, at Memphis, 09/24/15
 Field goals made: 4, at Memphis, 09/24/15
 Field goal attempts: 5, at Memphis, 09/24/15
 Longest field goal: 51, Miami (Fla.), 10/01/15

CAREER STATS

Year	FGM-FGA	Pct.	1-19	20-29	30-39	40-49	50+	Lg	PAT
2014	16-20	80.0	0-0	5-5	6-7	5-7	0-1	47	52-54
2015	21-27	77.8	0-0	8-10	6-6	5-6	2-5	51	49-50
TOTAL	37-47	78.7	0-0	13-15	12-13	10-13	2-6	51	101-104

2015 GAME BY GAME

Date	Opponent	PAT-A	FGM-FGA	Lg	Blk
Sept. 5	ALABAMA A&M	6-6	1-1	35	0
Sept. 12	TEMPLE *	2-2	2-3	27	0
Sept. 19	at Miami (Ohio)	4-4	3-3	46	0
Sept. 24	at Memphis *	4-4	4-5	49	1
Oct. 1	MIAMI (FLA.)	4-4	2-2	51	0
Oct. 16	at BYU	3-3	1-2	29	1
Oct. 24	UConn *	4-4	3-4	38	0
Oct. 31	UCF *	7-7	1-1	26	0
Nov. 7	at Houston *	2-2	0-0	n/a	0
Nov. 14	Tulsa *	7-7	0-1	n/a	0
Nov. 21	at USF *	3-3	2-2	44	0
Nov. 28	at East Carolina *	1-2	2-3	50	0
Dec. 24	vs. San Diego State	1-1	0-0	n/a	0

2014 GAME BY GAME

Date	Opponent	PAT-A	FGM-FGA	Lg	Blk
Sept. 12	TOLEDO	7-8	1-1	34	0
Sept. 20	MIAMI (OHIO)	4-4	1-1	21	0
Sept. 27	at Ohio State	4-4	0-0	0	0
Oct. 4	MEMPHIS *	2-2	0-1	0	0
Oct. 11	at Miami (Fla.)	4-4	2-2	46	0
Oct. 18	at SMU *	2-3	3-3	40	0
Oct. 24	USF *	4-4	2-2	23	0
Oct. 31	at Tulane *	5-5	1-1	30	0
Nov. 13	EAST CAROLINA *	6-6	2-2	47	0
Nov. 22	at UConn *	5-5	2-3	44	0
Nov. 29	at Temple *	2-2	0-0	0	0
Dec. 6	HOUSTON *	5-5	1-2	40	0
Dec. 27	vs Virginia Tech	2-2	1-2	25	0

26 SAM GERACI

P | 6-4 | 222 | Jr. | 2L | Cincinnati, Ohio/Moeller

SINGLE-GAME BESTS

Punt attempts: 8, at Temple, 11/29/14
 Punt yards: 337, at Temple, 11/29/14 (8 punts)
 Longest punt: 63, at East Carolina, 11/28/15
 Tackles: 1, at UConn, 11/22/14 (0-1); vs Virginia Tech, 12/27/14 (1-0)

CAREER STATS

Year	G	Punts	Yards	Avg.	TB	FC	In20	50+	Blkd	Long
2014	13	51	2007	39.4	5	13	15	7	0	60
2015	13	44	2036	46.3	5	10	21	17	1	63
2016	1	3	116	38.7	0	2	0	0	0	41
TOTAL	27	98	4159	42.4	10	25	36	24	1	63

2015 GAME BY GAME

Date	Opponent	No.	Yds	Avg	Lg	Blkd	TB	FC	50+	In20
Sept. 5	ALABAMA A&M	2	76	38.0	38	0	0	1	0	1
Sept. 12	TEMPLE *	1	40	40.0	40	0	0	0	0	0
Sept. 19	at Miami (Ohio)	5	265	53.0	60	0	1	0	4	2
Sept. 24	at Memphis *	3	134	44.7	54	0	1	1	1	1
Oct. 1	MIAMI (FLA.)	6	276	46.0	62	0	0	0	2	3
Oct. 16	at BYU	7	318	45.4	61	0	1	2	3	2
Oct. 24	UConn *	2	63	31.5	32	0	3	1	0	1
Nov. 7	at Houston *	4	191	47.8	58	1	1	1	2	2
Nov. 14	Tulsa *	2	78	39.0	39	0	0	1	0	1
Nov. 21	at USF *	3	155	51.7	62	0	0	2	2	1
Nov. 28	at East Carolina *	3	148	49.3	63	0	1	1	1	2
Dec. 24	vs. San Diego State	6	292	48.7	61	0	0	0	2	5

2014 GAME BY GAME

Date	Opponent	No.	Yds	Avg	Lg	Blkd	TB	FC	50+	In20
Sept. 12	TOLEDO	4	153	38.2	48	0	0	0	0	2
Sept. 20	MIAMI (OHIO)	4	154	38.5	54	0	0	1	1	0
Sept. 27	at Ohio State	2	62	31.0	38	0	0	1	0	1
Oct. 4	MEMPHIS *	7	249	35.6	55	0	1	2	1	2
Oct. 11	at Miami (Fla.)	6	239	39.8	60	0	1	2	1	1
Oct. 18	at SMU *	2	65	32.5	39	0	0	0	0	0
Oct. 24	USF *	0	0	0.0	0	0	0	0	0	0
Oct. 31	at Tulane *	3	134	44.7	53	0	0	0	1	1
Nov. 13	EAST CAROLINA *	3	105	35.0	39	0	0	2	0	0
Nov. 22	at UConn *	3	139	46.3	53	0	0	1	1	1
Nov. 29	at Temple *	8	337	42.1	55	0	2	2	2	4
Dec. 6	HOUSTON *	4	159	39.8	45	0	0	2	0	2
Dec. 27	vs Virginia Tech	5	211	42.2	48	0	1	0	0	1

CAREER STATISTICS

47 LANDON BRAZILE • DE

Tackles..... 3, UT Martin, 09/01/16 (1-2); UConn, 10/24/15 (2-1)
Tackles for loss 1.0, UConn, 10/24/15 (1-0)

96 CORTEZ BROUGHTON • DT

Tackles..... 5, twice
Tackles for loss 1.0, Temple, 09/12/15 (1-0)
Pass breakups 1, vs. Miami (Fla.), 10/01/15

53 FRANKLIN BRUSCIANELLI • LB

Tackles..... 2, Alabama A&M, 09/05/15 (1-1)

94 CHRIS BURTON • DT

Tackles..... 5, twice
Sacks 1.0, Toledo, 09/12/14 (1-0)
Tackles for loss 1.0, Toledo, 09/12/14 (1-0)

24 MALIK CLEMENTS • S

Tackles..... 5, Tulsa, 11/14/15
Fumbles recovered..... 1, Tulsa, 11/14/15

13 GRANT COLEMAN • CB

Tackles..... 7, twice, last vs. Memphis, 10/04/14
Tackles for loss 2.0, Temple, 09/12/15 (2-0)
Fumbles forced 1, Toledo, 09/12/14
Pass breakups 1, 5 times

44 MARQUISE COPELAND • DE

Tackles..... 5, UT Martin, 09/01/16 (1-4)
Tackles for loss 1.0, vs San Diego State, 12/24/15 (1-0)

22 ZACH EDWARDS • S

Interceptions 1, 7 times
Long interception return 29, at Miami (Ohio), 09/19/15
Tackles..... 18, Memphis, 10/04/14 (7-11)
Tackles for loss 1.5, vs Virginia Tech, 12/27/14 (1-0)
Fumbles forced 1, three times
Fumbles recovered..... 1, at Memphis, 10/30/13
Pass breakups 3, vs NC Tar Heels, 12/28/13

51 KIMONI FITZ • DE

Tackles..... 5, at Houston, 11/07/15 (4-1)
Sacks 1.0, UT Martin, 09/01/16 (1-0)
Tackles for loss 1.5, UT Martin, 09/01/16 (1-0)

2 TYRELL GILBERT • S

Points scored..... 6, UT Martin, 09/01/16
Touchdowns..... 1, UT Martin, 09/01/16
All-purpose yards..... 58, UT Martin, 09/01/16
Interceptions 1, UT Martin, 09/01/16; UConn, 10/24/15
Long interception return 58, UT Martin, 09/01/16
Tackles..... 9, UT Martin, 09/01/16 (3-6)
Tackles for loss 1.0, at BYU, 10/16/15 (1-0)
Pass breakups 2, Miami (Fla.), 10/01/15; UCF, 10/31/15

77 BEAU HARMON • DT

Tackles..... 1, Alabama A&M, 09/05/15 (1-0)

20 CARTER JACOBS • S

Touchdowns..... 1, at Miami (Fla.), 10/11/14
Tackles..... 9, UCF, 10/31/15 (2-7)
Fumbles forced 1, UConn, 10/24/15
Fumbles recovered..... 1, at Miami (Fla.), 10/11/14
Pass breakups 1, at Tulane, 10/31/14

45 BRYCE JENKINSON • LB

Interceptions 1, at Houston, 11/07/15
Tackles..... 9, at Houston, 11/07/15
Tackles for loss 1.0, at Miami (Ohio), 09/19/15 (1-0)
Sacks 1.0, UConn, 10/24/15
Fumbles forced 1, UConn, 10/24/15
Pass breakups 1, at Miami (Ohio), 09/19/15

98 LYNDON JOHNSON • DT

Tackles..... 3, twice
Sacks 1.0, at Memphis, 09/24/15 (1-0)
Tackles for loss 1.0, at Memphis, 09/24/15 (1-0)

42 ANTONIO KINARD • DE

Tackles..... 4, Alabama A&M, 09/05/15 (0-4)

33 JAYLYN MINOR • LB

Tackles..... 6, at Houston, 11/07/15
Tackles for loss 0.5, UCF, 10/31/15
Pass breakups 1, at BYU, 10/16/15

52 KEITH MINOR • DT

Tackles..... 2, Alabama A&M, 09/05/15 (1-1)
Tackles for loss 5, Alabama A&M, 09/05/15 (0-0)

48 KEVIN MOUHON • DE

Tackles..... 5, at Houston, 11/07/15 (1-4)
Tackles for loss 1.0, UT Martin, 09/01/16 (0-0)

30 CHRIS MURPHY • LB

Pass breakups 1, UT Martin, 09/01/16

97 NORMAN OGLESBY • DT

Tackles..... 1, twice, last at Memphis, 09/24/15
Sacks 1.0, Alabama A&M, 09/05/15 (1-0)
Tackles for loss 1.0, Alabama A&M, 09/05/15 (1-0)

99 ALEX PACE • DT

Tackles..... 4, at UConn, 11/22/14 (1-3)
Tackles for loss 1.0, 7 times
Fumbles forced 1, Tulsa, 11/14/15
Fumbles recovered..... 1, UT Martin, 09/01/16
Pass breakups 1, UConn, 10/24/15

19 DAVIN PIERCE • CB

Tackles..... 1, UT Martin, 09/01/16 (0-1)

14 JJ PINCKNEY • CB

Tackles..... 7, Tulsa, 11/14/15
Pass breakups 2, at East Carolina, 11/28/15

32 LINDEN STEPHENS • CB

Interceptions 1, three times
Tackles..... 6, twice
Fumbles forced 1, at Houston, 11/07/15
Pass breakups 2, East Carolina, 11/13/14

27 ALEX THOMAS • CB

Tackles..... 6, at Houston, 11/07/15
Pass breakups 1, UConn, 10/24/15

50 SIONE TONGAMO A • DT

Tackles..... 4, at Houston, 11/07/15
Sacks 1.0, three times
Tackles for loss 1.5, at Houston, 11/07/15

5 MIKE TYSON • LB

Interceptions 1, twice, last at Rutgers, 11/16/13
Long interception return 87, UConn, 10/19/13
Tackles..... 9, Memphis, 10/04/14 (3-6)
Tackles for loss 1.0, at Memphis, 09/24/15 (1-0)
Fumbles recovered..... 1, Miami (Ohio), 09/20/14
Pass breakups 2, at Miami (Ohio), 09/19/15

41 JON VINCENT • LS

Tackles..... 1, UT Martin, 09/01/16 (1-0)

23 ERIC WILSON • LB

Points scored..... 6, at Tulane, 10/31/14
Touchdowns..... 1, at Tulane, 10/31/14
Tackles..... 18, at Miami (Ohio), 09/19/15 (9-9)
Sacks 2.0, UT Martin, 09/01/16 (2-0)
Tackles for loss 3.0, UT Martin, 09/01/16 (2-0)
Fumbles forced 1, Temple, 09/12/15; USF, 10/24/14
Fumbles recovered..... 1, 5 times
Pass breakups 1, three times

56 MARK WILSON • DE

Tackles..... 6, at Houston, 11/07/15 (4-2)
Sacks 1.0, three times
Tackles for loss 1.0, 6 times
Fumbles recovered..... 1, at USF, 11/20/15

CINCINNATI SUPERLATIVES

INDIVIDUAL

Longest Rush: 23, Tion Green vs. UT Martin
Longest Touchdown Run: 1, Mike Boone vs. UT Martin
Longest Pass: 47, Hayden Moore vs. UT Martin
Longest TD Pass: 3, Hayden Moore vs. UT Martin (twice)
Longest Reception: 47, Devin Gray from Hayden Moore vs. UT Martin
Longest TD Reception: 3, Kahlil Lewis & Nate Cole vs. UT Martin
Longest Punt Return: n/a
Longest Kickoff Return: 17, Kahlil Lewis vs. UT Martin
Longest Interception Return: 58, Tyrell Gilbert vs. UT Martin
Most Punts: 3, Sam Geraci vs. UT Martin
Longest Punt: 41, Sam Geraci vs. UT Martin
Highest Punt Average: 38.7, Sam Geraci vs. UT Martin
Longest Field Goal: n/a
Most Field Goals: n/a
Most TDs Rushing: 1, Mike Boone vs. UT Martin
Most TDs Receiving: 2, Nate Cole & Kahlil Lewis vs. UT Martin
Most TDs Passing: 2, Hayden Moore vs. UT Martin
Most Rushing Attempts: 16, Tion Green vs. UT Martin
Most Yards Rushing: 97, Tion Green vs. UT Martin
Most Pass Attempts: 34, Hayden Moore vs. UT Martin
Most Pass Completions: 21, Hayden Moore vs. UT Martin
Most Yards Passing: 260, Hayden Moore vs. UT Martin
Most Receptions: 6, Nate Cole vs. UT Martin
Most Yards Receiving: 111, Devin Gray vs. UT Martin
Most Total Offense: 273, Hayden Moore vs. UT Martin
Most All-Purpose Yards: 111, Devin Gray vs. UT Martin
Most Interceptions: 1, Tyrell Gilbert & Linden Stephens vs. UT Martin
Most Tackles: 15, Eric Wilson vs. UT Martin
Most Solo Tackles: 5, Zach Edwards & Eric Wilson vs. UT Martin
Most Quarterback Sacks: 2.0, Eric Wilson vs. UT Martin
Most Tackles for Loss: 3.0, Eric Wilson vs. UT Martin
Most Passes Broken Up: 1, five times

* School Record

OPPONENT SUPERLATIVES

INDIVIDUAL

Longest Rush: 34, Jaimiee Bowe vs. UT Martin
Longest Touchdown Run: n/a
Longest Pass: 23, Gunnar Holcombe vs. UT Martin
Longest TD Pass: 7, Gunnar Holcombe vs. UT Martin
Longest Reception: 23, Jaimiee Bowe & Caylon Weathers vs. UT Martin
Longest TD Reception: 7, Caylon Weathers from Gunnar Holcombe
Longest Punt Return: 5, Londell Lee vs. UT Martin
Longest Kickoff Return: 100, Jahad Thomas vs. Temple; Rashaad Penny vs. San Diego State
Longest Interception Return: n/a
Most Punts: 3, Brett Arkelian vs. UT Martin
Longest Punt: 43, Brett Arkelian vs. UT Martin
Highest Punt Average: 39.3, Brett Arkelian vs. UT Martin
Longest Field Goal: n/a
Most Field Goals: n/a
Most TDs Rushing: n/a
Most TDs Receiving: 1, Caylon Weathers, vs. UT Martin
Most TDs Passing: 1, Gunnar Holcombe vs. UT Martin
Most Rushing Attempts: 18, Jaimiee Bowe vs. UT Martin
Most Yards Rushing: 102, Jaimiee Bowe vs. UT Martin
Most Pass Attempts: 26, Gunnar Holcombe, vs. UT Martin
Most Pass Completions: 12, Gunnar Holcombe, vs. UT Martin
Most Yards Passing: 146, Gunnar Holcombe, vs. UT Martin
Most Receptions: 4, Caylon Weather vs. UT Martin
Most Yards Receiving: 66, Caylon Weathers, vs. UT Martin
Most Total Offense: 154, Gunnar Holcombe vs. UT Martin
Most All-Purpose Yards: 139, Jaimiee Bowe vs. UT Martin
Most Interceptions: 1, Joseph Este vs. UT Martin
Most Tackles: 15, Kahlid Hagens vs. UT Martin
Most Solo Tackles: 5, Kahlid Hagens vs. UT Martin
Most Quarterback Sacks: 1.0, Kevin Prather Jr. vs. UT Martin
Most Tackles for Loss: 2.0, Tae Martin vs. UT Martin.
Most Passes Broken Up: 1, five times

* School Record

// TEAM SUPERLATIVES

	High	Low
Rushes	34, UT Martin	
Yards Rushing	140, UT Martin	
TD Rushes	1, UT Martin	
Pass Attempts	34, UT Martin	
Pass Completions	21, UT Martin	
Yards Passing	260, UT Martin	
TD Passes	2, UT Martin	
Total Plays	68, UT Martin	
Total Offense	400, UT Martin	
Points	28, UT Martin	
Sacks By	3, UT Martin	
First Downs	22, UT Martin	
Penalties	5, UT Martin	
Penalty Yards	60, UT Martin	
Turnovers	3, UT Martin	
Interceptions By	2, UT Martin	

* School Record

	High	Low
Rushes	49, UT Martin	
Yards Rushing	177, UT Martin	
TD Rushes	0, UT Martin	
Pass Attempts	26, UT Martin	
Pass Completions	12, UT Martin	
Yards Passing	146, UT Martin	
TD Passes	1, UT Martin	
Total Plays	75, UT Martin	
Total Offense	323, UT Martin	
Points	7, UT Martin	
Sacks By	1, UT Martin	
First Downs	20, UT Martin	
Penalties	8, UT Martin	
Penalty Yards	67, UT Martin	
Turnovers	3, UT Martin	
Interceptions By	1, UT Martin	

* School Record

// MISCELLANEOUS STATISTICS

Game	GIVEAWAYS			TAKEAWAYS			Dif.	FUMBLES Name	No.- Lost	OPENING DRIVES – OFFENSE			OPENING DRIVES – DEFENSE			UC ON COIN FLIPS		
	Fum	Int	Tot	Fum	Int	Tot				Game	1st	2nd	Game	1st	2nd	Game	Result	Score
UT MARTIN	2	1	3	1	2	3	0	GREEN, Tion.....	1-1	UT MARTIN	Missed FG	Punt	UT MARTIN	TD	Downs	UT MARTIN	W (Kicked)	W, 28-7
at Purdue								MOORE, Hayden.....	1-1	at Purdue			at Purdue			at Purdue		
HOUSTON *										HOUSTON *			HOUSTON *			HOUSTON *		
MIAMI (OHIO)										MIAMI (OHIO)			MIAMI (OHIO)			MIAMI (OHIO)		
USF *										USF *			USF *			USF *		
at UConn *										at UConn *			at UConn *			at UConn *		
ECU *										ECU *			ECU *			ECU *		
at Temple *										at Temple *			at Temple *			at Temple *		
BYU *										BYU *			BYU *			BYU *		
at UCF *										at UCF *			at UCF *			at UCF *		
MEMPHIS *										MEMPHIS *			MEMPHIS *			MEMPHIS *		
at Tulsa *										at Tulsa *			at Tulsa *			at Tulsa *		

2016 UNIVERSITY OF CINCINNATI FOOTBALL

2016 INDIVIDUAL SUPERLATIVES

// 500-YARD PASSING GAMES

#11 GUNNER KIEL (1)

Opp	Date	C-A-I	Yards	TD	Long
at Houston	11/08/15	28-51-2	523	4	65

#9 HAYDEN MOORE (1)

Opp	Date	C-A-I	Yards	TD	Long
at Memphis	09/24/15	31-53-2	557	4	68

// 400-YARD PASSING GAMES

#11 GUNNER KIEL (3)

Opp	Date	C-A-I	Yards	TD	Long
Toledo	09/12/14	25-37-0	418	6	52
East Carolina	11/13/14	29-44-3	436	4	66
Temple	09/12/15	30-52-4	427	2	88

// 300-YARD PASSING GAMES

#11 GUNNER KIEL (4)

Opp	Date	C-A-I	Yards	TD	Long
at Ohio State	09/27/14	21-32-0	352	4	83
at Miami (Fla.)	10/11/14	31-57-3	355	3	45
UConn	10/24/15	26-35-0	327	2	33
UCF	10/31/15	15-15-0	319	5	78
Tulsa	11/14/15	29-42-1	386	2	43

// 200-YARD RUSHING GAMES

#27 MIKE BOONE (1)

Opp	Date	Att	Yards	TD	Long
USF	10/24/14	19	212	1	63

// 100-YARD RECEIVING GAMES

#21 DEVIN GRAY (1)

Opp	Date	Rec	Yards	TD	Long
vs. UT Martin	9/01/16	5	111	0	47

// 100-YARD RUSHING GAMES

#27 MIKE BOONE (4)

Opp	Date	Att	Yards	TD	Long
at Tulane	10/31/14	15	113	1	33
at Miami (Ohio)	9/19/15	4	118	1	74
UConn	10/24/15	13	117	0	34
Tulsa	11/14/15	18	137	3	38

#7 TION GREEN (1)

Opp	Date	Att	Yards	TD	Long
Alabama A&M	09/05/15	17	127	1	25

2016 UNIVERSITY OF CINCINNATI FOOTBALL

2016 STARTERS

OFFENSE	LT	LG	C	RG	RT	TE/WR	WR/TE	WR	WR	QB	RB
UT MARTIN	Stout	Minor	Bond	Steur	Cunningham	Dowdy	Cogswell	Gray	Lewis	Moore	Green
at Purdue											
HOUSTON *											
MIAMI (OHIO)											
USF *											
at UConn *											
EAST CAROLINA *											
at Temple *											
BYU *											
at UCF *											
MEMPHIS *											
at Tulsa *											

DEFENSE	DE	DT	DT	DE	WLB	MLB	SLB	CB	S	S	CB
UT MARTIN	M. Wilson	Pace	Broughton	Fitz	E. Wilson	Jenkinson	Murphy	Coleman	Edwards	Gilbert	Stephens
at Purdue											
HOUSTON *											
MIAMI (OHIO)											
USF *											
at UConn *											
EAST CAROLINA *											
at Temple *											
BYU *											
at UCF *											
MEMPHIS *											
at Tulsa *											

// START CHART

PLAYER	2016	CAR.	CONS.	PLAYER	2016	CAR.	CONS.	PLAYER	2016	CAR.	CONS.
Deyshawn Bond, OL	1	34	2	Gunner Kiel, QB	0	22	0	Sione Tongamoia, DT	0	3	0
Mike Boone, RB	0	1	0	Ryan Leahy, OL	0	16	0	Mike Tyson, S	0	7	0
Landon Brazile, DE	0	1	0	Kahlil Lewis, WR	1	1	1	Eric Wilson, LB	1	13	2
Cortez Broughton, DT	1	12	5	Jaylyn Minor, LB	1	1	1	Mark Wilson, DE	1	6	2
Malik Clements, S	0	2	0	Keith Minor, OL	1	1	1				
Tyler Cogswell, TE	1	1	1	Hayden Moore	1	4	2				
Grant Coleman, CB	1	17	17	Chris Murphy, LB	1	1	1				
Marquise Copeland, DE	0	3	0	Kevin Mouhon, DE	0	2	0				
Korey Cunningham, OL	1	1	1	David Niehaus, OL	0	1	0				
DJ Dowdy, TE	1	10	3	Alex Pace, DT	1	13	4				
Zach Edwards, DB	1	37	2	JJ Pinckney, CB	0	4	0				
Kimoni Fitz, DE	1	4	1	Idarius Ray, OL	0	9	0				
Tyrell Gilbert, S	1	9	1	Linden Stephens, CB	1	8	8				
Tion Green, RB	1	5	1	Will Steur, OL	1	1	1				
Devin Gray, WR	1	1	1	Ryan Stout, OL	1	1	1				
Bryce Jenkinson, LB	1	10	3	Alex Thomas, CB	0	4	0				

2016 UNIVERSITY OF CINCINNATI FOOTBALL

2016 TEAM GAME-BY-GAME COMPARISON

Opponent	Score	Total	First Downs			Rushing Number-Yards	Passing Comp-Att-Int	Total Offense Yards	Plays-Yards	Return Yards	Turn- Overs
			Rush	Pass	Pen						
UT MARTIN	28-7	22/20	8/12	13/6	1/2	34-140/49-177	21-34-1/12-26-2	260/146	68-400/75-323	78/72	3/3
at Purdue											
HOUSTON *											
MIAMI (OHIO)											
USF *											
at UConn *											
EAST CAROLINA *											
at Temple *											
BYU *											
at UCF *											
MEMPHIS *											
at Tulsa *											
TOTALS	28-7	22/20	8/12	13/6	1/2	34-140/49-177	21-34-1/12-26-2	260/146	68-400/75-323	78/72	3/3

Opponent	3rd Down Conversions	4th Down Conversions	Time of Possession	TOP Margin	Avg Yds/Rush	Avg Yds/Pass	Avg Yds/Play	Punting Number-Avg	Penalties Number-Yards
at Purdue									
HOUSTON *									
MIAMI (OHIO)									
USF *									
at UConn *									
EAST CAROLINA *									
at Temple *									
BYU *									
at UCF *									
MEMPHIS *									
at Tulsa *									
TOTALS	5-13/9-16	2-2/0-1	22:54/37:06	-14:12	4.1/3.6	7.6/5.6	5.9/4.3	3-38.7/3-39.3	60/67

Note: Game totals are displayed in the format TEAM/OPPONENT for each category

// TIME OF POSSESSION

Date	Opponent	Score	Overall	1st Qtr	2nd Qtr	3rd Qtr	4th Qtr
09/01	UT MARTIN	W, 28-7	22:54	3:42	4:49	7:51	6:32
09/10	at Purdue						
09/15	HOUSTON *						
09/24	MIAMI (OHIO)						
10/01	USF *						
10/08	at UConn *						
10/22	EAST CAROLINA *						
10/29	at Temple *						
11/05	BYU *						
11/12	at UCF *						
11/18	MEMPHIS *						
11/25	at Tulsa *						
	CINCINNATI	Total	22:54	3:42	4:49	7:51	6:32
		Avg.	22:54	3:42	4:49	7:51	6:32
	OPPONENTS	Total	37:06	11:18	10:11	7:09	8:28
		Avg.	37:06	11:18	10:11	7:09	8:28

2016 UNIVERSITY OF CINCINNATI FOOTBALL

SEASON/CAREER STATS

SEASON STATISTICS

CAREER STATISTICS

RUSHING	GP	Att	Gain	Loss	Net	Avg	TD	Long	Avg/G	GP	Att	Gain	Loss	Net	Avg	TD	Long	Avg/G
GREEN, Tion	1	16	97	0	97	6.1	0	23	97.0	35	302	1487	61	1426	4.7	17	41	40.7
BOONE, Mike	1	12	43	8	35	2.9	1	16	35.0	21	217	1452	18	1434	6.6	19	74	68.3
MOORE, Hayden	1	5	25	12	13	2.6	0	12	13.0	10	61	176	141	35	0.6	2	19	3.5
LEWIS, Kahlil	1	1	0	5	-5	-5.0	0	0	-5.0	12	1	0	5	-5	-5.0	0	0	-0.4
BANSCHBACH, Chad										16	36	157	4	153	4.2	0	20	9.6
KIEL, Gunner										23	95	360	191	169	1.8	3	24	7.3
Total.....	1	34	165	25	140	4.1	1	23	140.0									
Opponents.....	1	49	215	38	177	3.6	0	34	177.0									

PASSING	GP	Effic	Cmp-Att-Int	Pct	Yds	TD	Lng	Avg/G	GP	Effic	Att-Cmp-Int	Pct	Yds	TD	Lng	Avg/G
MOORE, Hayden	1	139.53	21-34-1	61.8	260	2	47	260.0	10	134.29	258-154-12	59.7	2145	11	68	214.5
KIEL, Gunner									23	150.51	706-439-24	62.2	6031	50	88	262.2
GREEN, Tion									34	438.40	1-1-0	100.0	1	1	1	0.0
Total.....	1	139.53	21-34-1	61.8	260	2	47	260.0								
Opponents.....	1	90.63	12-26-2	46.2	146	1	23	146.0								

RECEIVING	GP	No.	Yds	Avg	TD	Long	Avg/G	GP	No.	Yds	Avg	TD	Long	Avg/G
COLE, Nate	1	6	64	10.7	1	17	64.0	40	44	510	11.6	4	50	12.8
GRAY, Devin	1	5	111	22.2	0	47	111.0	1	5	111	22.2	0	47	111.0
JOHNSON, Avery	1	2	38	19.0	0	26	38.0	1	2	38	19.0	0	26	38.0
LEWIS, Kahlil	1	2	16	8.0	1	13	16.0	12	5	69	13.8	1	41	5.8
GREEN, Tion	1	2	11	5.5	0	8	11.0	35	20	139	6.9	0	28	4.0
BEARD, Brayden	1	2	10	5.0	0	13	10.0	5	2	10	5.0	0	13	2.0
ROLLINS, Jerron	1	1	6	6.0	0	6	6.0	1	1	6	6.0	0	6	6.0
GEDDIS, Thomas	1	1	4	4.0	0	4	4.0	1	1	4	4.0	0	4	4.0
BOONE, Mike								20	21	170	8.1	0	25	8.5
GREEN, Tion								34	18	128	7.1	0	28	3.8
DOWDY, DJ								37	19	146	7.7	3	29	3.9
JOHNSON, Tshumbi								10	4	64	16.0	0	38	6.4
COGSWELL, Tyler								20	5	25	5.0	1	7	1.2
BANSCHBACH, Chad								16	1	16	16.0	0	16	1.0
Total.....	1	21	260	12.4	2	47	260.0							
Opponents.....	1	12	146	12.2	1	23	146.0							

TOTAL OFFENSE	G	Plays	Rush	Pass	Total	Avg/G	G	Plays	Rush	Pass	Total	Avg/G
MOORE, Hayden	1	39	13	260	273	273.0	10	319	35	2145	2180	218.0
GREEN, Tion	1	16	97	0	97	97.0	35	303	1426	1	1427	40.8
BOONE, Mike	1	12	35	0	35	35.0	21	217	1434	0	1434	68.3
LEWIS, Kahlil	1	1	-5	0	-5	-5.0	12	1	-5	0	-5	-0.4
KIEL, Gunner							23	801	169	6031	6200	269.6
BANSCHBACH, Chad							16	36	153	0	153	9.6
Total.....	1	68	140	260	400	400.0						
Opponents.....	1	75	177	146	323	323.0						

SEASON STATISTICS

CAREER STATISTICS

SCORING	----- PATs -----																	
	TD	FGs	Kick	Rush	Rcv	Pass	DXP	Saf	Points	TD	FGs	Kick	Rush	Rcv	Pass	DXP	Saf	Points
LEWIS, Kahlil	1	0-0	0-0	0-0	0	0-0	0	0	6	1	0-0	0-0	0-0	0	0-0	0	0	6
COLE, Nate	1	0-0	0-0	0-0	0	0-0	0	0	6	4	0-0	0-0	0-0	0	0-0	0	0	24
BOONE, Mike	1	0-0	0-0	0-0	0	0-0	0	0	6	19	0-0	0-0	0-0	0	0-0	0	0	114
GILBERT, Tyrell	1	0-0	0-0	0-0	0	0-0	0	0	6	1	0-0	0-0	0-0	0	0-0	0	0	6
PASLEY, Josh	0	0-1	2-3	0-0	0	0-0	0	0	2	0	0-1	2-3	0-0	0	0-0	0	0	2
DOWDY, DJ	0	0-0	0-0	0-0	1	0-0	0	0	2	3	0-0	0-0	0-0	1	0-0	0	0	20
MOORE, Hayden	0	0-0	0-0	0-0	0	1-1	0	0	0	2	0-0	0-0	0-0	0	2-3	0	0	12
GANTZ, Andrew										0	37-47	101-104	0-0	0	0-0	0	0	212
GREEN, Tion										17	0-0	0-0	0-0	0	0-0	0	0	102
DOWDY, DJ										3	0-0	0-0	0-0	0	0-0	0	0	18
KIEL, Gunner										3	0-0	0-0	0-0	1	0-3	0	0	20
COGSWELL, Tyler										1	0-0	0-0	0-0	0	0-0	0	0	6
Total.....	4	0-1	2-3	0-0	1	1-1	0	0	28									
Opponents.....	1	0-2	1-1	0-0	0	0-0	0	0	7									

PUNT RETURNS	No.	Yds	Avg	TD	Long	No.	Yds	Avg	TD	Long
Total.....	0	0	0.0	0	0					
Opponents.....	1	5	5.0	0	5					

KICK RETURNS	No.	Yds	Avg	TD	Long	No.	Yds	Avg	TD	Long
LEWIS, Kahlil	1	17	17.0	0	17	11	216	19.6	0	35
BEARD, Brayden	1	10	10.0	0	10	1	10	10.0	0	10
BOONE, Mike						17	279	16.4	0	37
GREEN, Tion						6	139	23.2	0	32
EDWARDS, Zach						1	8	8.0	0	8
Total.....	2	27	13.5	0	17					
Opponents.....	4	67	16.8	0	25					

INTERCEPTIONS	No.	Yds	Avg	TD	Long	No.	Yds	Avg	TD	Long
STEPHENS, Linden	1	-7	-7.0	0	0	4	16	4.0	0	14
GILBERT, Tyrell	1	58	58.0	1	58	2	58	29.0	1	58
EDWARDS, Zach						7	63	9.0	0	29
JENKINSON, Bryce						1	0	0.0	0	0
Total.....	2	51	25.5	1	58					
Opponents.....	1	0	0.0	0	0					

FUMBLE RETURNS	No.	Yds	Avg	TD	Long	No.	Yds	Avg	TD	Long
PAYNE, Leviticus						2	5	2.5	0	3
CLEMENTS, Malik						1	11	11.0	0	11
WILSON, Eric						2	7	3.5	1	5
Total.....	0	0	0.0	0	0					
Opponents.....	0	0	0.0	0	0					

2016 UNIVERSITY OF CINCINNATI FOOTBALL

SEASON/CAREER STATS

SEASON STATISTICS

CAREER STATISTICS

ALL PURPOSE	G	Rush	Rec	PR	KOR	IR	Tot	Avg/G	G	Rush	Rec	PR	KOR	IR	Tot	Avg/G
GRAY, Devin	1	0	111	0	0	0	111	111.0	1	0	111	0	0	0	111	111.0
GREEN, Tion	1	97	11	0	0	0	108	108.0	35	1426	139	0	139	0	1704	48.7
COLE, Nate	1	0	64	0	0	0	64	64.0	40	0	510	0	0	0	510	12.8
GILBERT, Tyrell	1	0	0	0	0	58	58	58.0	14	0	0	0	0	58	58	4.1
JOHNSON, Avery	1	0	38	0	0	0	38	38.0	1	0	38	0	0	0	38	38.0
BOONE, Mike	1	35	0	0	0	0	35	35.0	21	1434	170	0	279	0	1883	89.7
LEWIS, Kahlil	1	-5	16	0	17	0	28	28.0	12	-5	69	0	216	0	280	23.3
BEARD, Brayden	1	0	10	0	10	0	20	20.0	5	0	10	0	10	0	20	4.0
MOORE, Hayden	1	13	0	0	0	0	13	13.0	10	35	0	0	0	0	35	3.5
ROLLINS, Jerron	1	0	6	0	0	0	6	6.0	1	0	6	0	0	0	6	6.0
GEDDIS, Thomas	1	0	4	0	0	0	4	4.0	1	0	4	0	0	0	4	4.0
STEPHENS, Linden	1	0	0	0	0	-7	-7	-7.0	27	0	0	0	0	16	16	0.6
DOWDY, DJ	13	0	104	0	0	0	104	8.0	37	0	146	0	0	0	146	3.9
BANSCHBACH, Chad	9	72	16	0	0	0	88	9.8	16	153	16	0	0	0	169	10.6
JOHNSON, Tshumbi	10	0	64	0	0	0	64	6.4	10	0	64	0	0	0	64	6.4
EDWARDS, Zach	13	0	0	0	8	29	37	2.8	39	0	0	0	8	63	71	1.8
KIEL, Gunner	10	27	0	0	0	0	27	2.7	23	169	0	0	0	0	169	7.3
COGSWELL, Tyler	13	0	22	0	0	0	22	1.7	20	0	25	0	0	0	25	1.2
GANTZ, Andrew	13	-9	0	0	0	0	-9	-0.7	26	-9	0	0	0	0	-9	-0.3
Total.....	1	140	260	0	27	51	478	478.0								
Opponents.....	1	177	146	5	67	0	395	395.0								

FIELD GOALS	Att	Good	Long	Blkd	Att	Good	Long	Blkd	Pct.
PASLEY, Josh	1	0	0	0	1	0	0	0	0.0
GANTZ, Andrew					47	37	51	2	78.7
Total.....	1	0	0	0					
Opponents.....	2	0	0	0					

PUNTING	No.	Yds	Avg	Long	TB	FC	I20	Blkd	No.	Yds	Avg	Long	TB	FC	I20	Blkd
GERACI, Sam	3	116	38.7	41	0	2	0	0	98	4159	42.4	63	10	25	36	1
KIEL, Gunner									4	171	42.8	49	1	0	3	0
MOORE, Hayden									1	48	48.0	48	1	0	0	0
Total.....	3	116	38.7	41	0	2	0	0								
Opponents.....	3	118	39.3	43	0	0	2	0								

KICKOFFS	No.	Yds	Avg	TB	OB	Retn	Net	YdLn	No.	Yds	Avg	TB	OB
JONES, Ryan	5	320	64.0	1	0				6	384	64.0	1	0
GANTZ, Andrew									85	5341	62.8	31	3
Total.....	5	320	64.0	1	0	67	45.6	19					
Opponents.....	2	103	51.5	0	0	27	38.0	27					

2016 UNIVERSITY OF CINCINNATI FOOTBALL

2016 LONG PLAYS

YDS.	TYPE	PLAYER(S)	OPP.
*58	INT	GILBERT, Tyrell	UT Martin
47	Pass	GRAY, Devin from MOORE, Hayden	UT Martin
26	Pass	JOHNSON, Avery from MOORE, Hayden	UT Martin
23	Rush	GREEN, Tion	UT Martin
21	Pass	GRAY, Devin from MOORE, Hayden	UT Martin

* touchdown scored on play

// BY PLAYER

PLAYER	NO.	TD	R	P	KR	PR	IR	FR
GRAY, Devin	2	0	0	2	0	0	0	0
GILBERT, Tyrell	1	1	0	0	0	0	1	0
GREEN, Tion	1	0	1	0	0	0	0	0
JOHNSON, Avery	1	0	0	1	0	0	0	0
TOTAL	5	1	1	3	0	0	1	0

// BY NUMBER

PLAYS BY YARDS	NO.	TD
100+	0	0
90-99	0	0
80-89	0	0
70-79	0	0
60-69	0	0
50-59	1	1
40-49	1	0
30-39	0	0
20-29	3	0

PLAYS BY TYPE	NO.	TD
Rushing	1	0
Passing	3	0
Punt returns	0	0
Kick returns	0	0
Interceptions	1	1
Fumble returns	0	0
Other	0	0
TOTAL	5	1

// LONGEST PLAYS

OFFENSE			
TYPE	YARDS	PLAYER	OPPONENT
Rush	23	Green	UT Martin
Rushing TD	1	Boone	UT Martin
Pass	47	Gray from Moore	UT Martin
Passing TD	3	Cole from Moore	UT Martin
	3	Lewis from Moore	UT Martin

SPECIAL TEAMS			
TYPE	YARDS	PLAYER	OPPONENT
Punt Return	-	-	-
Kick Return	17	Lewis	UT Martin
Punt	41	Geraci	UT Martin
Field Goal	-	-	-

DEFENSE			
TYPE	YARDS	PLAYER	OPPONENT
Int. Return	58	Gilbert	UT Martin
Fumble Return	-	-	-

SEPT. 1 • vs. UT MARTIN	QTR	TIME	PLAYS	YDS	ELAPSED
Nate Cole 3-yard pass from Hayden Moore	2	00:19	12	89	2:39
Kahlil Lewis 3-yard pass from Hayden Moore	3	02:42	13	75	4:14
Mike Boone 1-yard run	4	05:31	13	75	4:14
Tyrell Gilbert 58-yard interception return	4	02:16	0	0	0:00

// DRIVES SUMMARY

AVERAGE SCORING DRIVE/PLAY STATS

Plays: 7.9 per drive; Yards: 66.9 per drive; Avg. Drive Time: 2:49

BY THE NUMBERS

- » 69 scoring drives
- » 549 plays
- » 4,622 yards
- » 11,729 seconds

LONGEST

Longest drive (time):

- » 7:32 at East Carolina
- » 16 plays, 76 yards, Boone 1-yard run

Longest drive (yards):

- » 99 yards at Houston
- » 6 plays, 1:29, Washington 20-yard pass from Kiel

SHORTEST

Shortest drive (time):

- » 0:07 at USF
- » 1 plays, 54 yards, C. Moore 54-yard pass from H. Moore

Shortest drive (yards):

- » 11 yards vs. Miami (Fla.)
- » 1, 0:09, McKay 11-yard pass from H. Moore

2016 UNIVERSITY OF CINCINNATI FOOTBALL

GAME 01 | SEPT. 1, 2015 | CINCINNATI, OHIO



UT MARTIN

7

CINCINNATI

28

Score By Quarters	1	2	3	4	Score
UT Martin	7	0	0	0	7
Cincinnati	0	6	8	14	28

SCORING PLAYS

1st	06:32	UTM	Weathers 7 yd pass from Holcombe (Mersman kick) 14-75 8:28, UTM 7 - CIN 0
2nd	00:19	CIN	Cole 3 yd pass from Moore (Pasley kick failed) 12-80 2:39, UTM 7 - CIN 6
3rd	02:42	CIN	Lewis 3 yd pass from Moore (Dowdy pass from Moore) 13-75 4:14, UTM 7 - CIN 14
4th	05:31	CIN	Boone 1 yd run (Pasley kick) 11-77 5:42, UTM 7 - CIN 21
	02:16	CIN	Gilbert 58 yd interception return (Pasley kick) UTM 7 - CIN 28

	UTM	UC
FIRST DOWNS	20	22
RUSHES-YARDS (NET)	49-177	34-140
PASSING YDS (NET)	146	260
Passes Att-Comp-Int	26-12-2	34-21-1
TOTAL OFFENSE PLAYS-YARDS	75-323	68-400
Fumble Returns-Yards	0-0	0-0
Punt Returns-Yards	1-5	0-0
Kickoff Returns-Yards	4-67	2-27
Interception Returns-Yards	1-0	2-51
Punts (Number-Avg)	3-39.3	3-38.7
Fumbles-Lost	1-1	2-2
Penalties-Yards	8-67	5-60
Possession Time	37:06	22:54
Third-Down Conversions	9 of 16	5 of 13
Fourth-Down Conversions	0 of 1	2 of 2
Red-Zone Scores-Chances	1-4	3-4
Sacks By: Number-Yards	1-8	3-17

RUSHING: UT Martin-BOWE 18-102; FAIR 15-42; GRAYSON 3-22; HOLCOMBE 11-8; MOORE 1-6; TEAM 1-minus 3. Cincinnati-GREEN, Tion 16-97; BOONE, Mike 12-35; MOORE, Hayden 5-13; LEWIS, Kahlil 1-minus 5.

PASSING: UT Martin-HOLCOMBE 12-26-2-146. Cincinnati-MOORE, Hayden 21-34-1-260.

RECEIVING: UT Martin-WEATHERS 4-66; BOWE 3-37; RAY 3-17; AXLINE 2-26. Cincinnati-COLE, Nate 6-64; GRAY, Devin 5-111; JOHNSON, Avery 2-38; LEWIS, Kahlil 2-16; GREEN, Tion 2-11; BEARD, Brayden 2-10; ROLLINS, Jerron 1-6; GEDDIS, Thomas 1-4.

SINGLE-GAME TEAM OFFENSE

Most Points	124 vs. Transylvania (1912)
Most Touchdowns	14 vs. Transylvania (1912)
Most Rushing Attempts	83 vs. Louisiana-Monroe (1977)
Most Rushing Yards	464 vs. Case-Western Reserve (1953) 464 vs. Virginia Military Institute (1953)
Most Rushing Touchdowns	14 vs. Transylvania (1912)
Most Passing Attempts	64 at Memphis (2015)
Most Passes Completed	38 at Memphis (2015)
Most Passing Yards	620 at Memphis (2015)
Most Interceptions Thrown	6 vs. Xavier (1972)
Most Touchdown Passes	6 vs. Toledo (2014); vs. Illinois (2009)
Most Offensive Plays	100 at Memphis (2015)
Most Yards Total Offense	752 at Memphis (2015)
Most First Downs	38 at Memphis (2015)
Most Fumbles	15 vs. Louisville (1970)
Most Fumbles Lost	7 vs. Virginia Military Institute (1951)
Most Turnovers	9 vs. Xavier (1955) 9 vs. Hardin-Simmons (1955) 9 vs. Virginia Military Institute (1951)
Most Penalties	18 vs. Kansas State (1951)
Most Penalty Yards	176 vs. Louisville (1968)
Most Punts	13 vs. Pittsburgh (1981) 13 vs. Mississippi State (1948)
Most Punting Yards	510 vs. Louisville (1996)
Most Punt Return Yards	177 vs. Ohio (1949)
Most Kickoff Return Yards	295 vs. Memphis (1971)
Fewest Rushing Attempts	15 vs. Illinois (2009)
Fewest Rushing Yards	-23 vs. Rutgers (2005)
Fewest Passes Completed	0 vs. Dayton (1970)
Fewest Passing Yards	0 vs. Dayton (1970)
Fewest Yards Total Offense	46 vs. North Texas State (1959)
Fewest First Downs	3 vs. West Virginia (1989)
Fewest Penalties	1 vs. Rutgers (1994) 1 vs. Louisville (1966) 1 vs. Memphis (1966) 1 vs. Army (1963) 1 vs. Hawai'i (1954)
Fewest Yards Penalized	4 vs. Memphis (1966)
Fewest Punts	0 vs. Miami (OH) (2008) 0 vs. Memphis (1998) 0 vs. Miami (OH) (1954)

SINGLE-GAME TEAM DEFENSE

Fewest Rushing Attempts Allowed	17 vs. Dayton (1961)
Fewest Rushing Yards Allowed	-46 vs. Kansas (1997)
Fewest Passing Attempts	1 vs. Boston College (1964)
Fewest Pass Completions Allowed	0 vs. Louisville (1974) 0 vs. Ohio (1973) 0 vs. Boston College (1964) 0 vs. Indiana (1963) 0 vs. Ohio (1949)
Fewest Passing Yards Allowed	-1 vs. Xavier (1971)
Fewest Yards Total Offense Allowed	18 vs. Louisiana-Lafayette (1973)
Most Points Allowed	81 vs. Penn State (1991)
Most Rushing Attempts Allowed	86 vs. West Virginia (1969)
Most Rushing Yards Allowed	539 vs. Northern Illinois (1989)
Most Passing Attempts Allowed	67 vs. Louisville (1997)
Most Pass Completions Allowed	37 vs. East Carolina (1997)
Most Passing Yards Allowed	482 vs. Florida (2010)
Most Yards Total Defense Allowed	742 vs. Louisville (1998)
Most Passes Intercepted	7 vs. Kansas State (1951)
Most Interception Return Yards	162 vs. Dayton (1956)
Most Turnovers Forced	8 vs. Rice (1974)

SINGLE-GAME INDIVIDUAL OFFENSE

Rushing Attempts	45 by Steve Cowan vs. Ohio (1970)
Rushing Yards	306 by Bob Hynes vs. Case Western Reserve (1923)
Yards Per Rush	29.5 by Mike Boone at Miami (OH) (4 carries, 118 yards) (2015)
Rushing Touchdowns	6 by Ike Stewart vs. Transylvania (1912) 6 by Bob Heuck vs. Transylvania (1912)
Passing Attempts	59 by Deontey Kenner vs. Southern Miss (1999)
Passing Completions	35 by Deontey Kenner vs. Southern Miss (1999) 35 by Greg Cook vs. Ohio (1968)
Passing Yards	557 by Hayden Moore at Memphis (2015)
Passing Touchdowns	6 by Gunner Kiel (2014); by Tony Pike vs. Illinois (2009)
Interceptions Thrown	6 by Mike Shoemaker vs. Xavier (1972)
Receptions	15 by Shaq Washington at East Carolina (2015)
Receiving Yards	254 by Tom Rossley vs. Louisville (1968)
Yards Per Reception	73.7 by Chris Moore at Ohio State (3 receptions, 221 yards) (2014)
Receiving Touchdowns	3 by eight players, last by Chris Moore at Ohio State (2014)
All-Purpose Yards (Rsh., Rec. and Ret.)	381 by Mardy Gilyard at Pittsburgh (2009)
Total Yards	564 by Hayden Moore at Memphis (2015)
Total Points	51 by Ike Stewart vs. Transylvania (1912)
Touchdowns	8 by Ike Stewart vs. Transylvania (1912)
Extra Points Made	12 by Alonzo Weiss vs. Transylvania (1912)
Field Goals Made	4 by 10 players, last by Andrew Gantz at Memphis (2015)
Punts	13 by Phil Peckich at Pittsburgh (1981)
Punting Yards	510 by Steve Smith at Louisville (1996)
Punting Average	59.7 by Kevin Huber vs. Marshall (3 punts) (2007)
Kickoff Returns	8 by Mardy Gilyard at Pittsburgh (2009) 8 by LaDaris Vann vs. East Carolina (1999)
Kickoff Return Yards	256 by Mardy Gilyard at Pittsburgh (2009)
Kickoff Returns For Touchdowns	1 by 20 players, last by Mardy Gilyard at Pittsburgh (2009)
Punt Returns	7 by Mike Daniels vs. Western Carolina (2005) 7 by Tinker Keck vs. Kansas (1997) 7 by Charley Bland vs. Villanova (1973)
Punt Return Yards	161 by Gene Gibson vs. Ohio (1949)
Punt Return Touchdowns	2 by Tinker Keck vs. Louisville (1997) 2 by Gene Gibson vs. Ohio (1949)

SINGLE-GAME INDIVIDUAL DEFENSE

Total Tackles	31 by Karl Woods at South Carolina (1980)
Solo Tackles	xx
Assisted Tackles	xx
Tackles For A Loss	xx
Sacks	xx
Forced Fumbles	xx
Fumble Recoveries	xx
Interceptions	4 by Bob Hynes vs. Ohio Northern (1923)
Interception Return Yards	123 by Shawn Ferguson vs. Memphis (1998)
Interception Returns for Touchdowns	2 by Shawn Ferguson vs. Memphis (1998)

2016 UNIVERSITY OF CINCINNATI FOOTBALL

THE LAST TIME

SCORING

Scored 30 or more points	49 vs. Tulsa (11/14/15)
Scored 40 or more points	49 vs. Tulsa (11/14/15)
Scored 50 or more points	52 vs. UCF (10/31/15)
Scored 60 or more points	66 vs. Northwestern State (09/14/13)
Scored 70 or more points	72 vs. Austin Peay (09/03/11)

TOTAL OFFENSE

Had more than 400 total yards	400 vs. UT Martin (09/01/16)
Had more than 450 total yards	652 vs. Tulsa (11/14/15)
Had more than 500 total yards	652 vs. Tulsa (11/14/15)
Had more than 550 total yards	652 vs. Tulsa (11/14/15)
Had more than 600 total yards	652 vs. Tulsa (11/14/15)
Had more than 650 total yards	652 vs. Tulsa (11/14/15)
Had more than 700 total yards	726 vs. UCF (10/31/15)

RUSHING OFFENSE

Rushed for 150 or more yards	157 at East Carolina (11/28/15)
Rushed for 200 or more yards	266 vs. Tulsa (11/14/15)
Rushed for 250 or more yards	266 vs. Tulsa (11/14/15)
Rushed for 300 or more yards	322 vs. Northwestern State (09/14/13)
Rushed for 350 or more yards	387 vs. Austin Peay (09/03/11)
Rushed for 400 or more yards	464 vs. Case Western Reserve & VMI (10/24/53 & 11/14/53)
Rushed for 425 or more yards	464 vs. Case Western Reserve & VMI (10/24/53 & 11/14/53)

PASSING OFFENSE

Passed for 250 or more yards	260 vs. UT Martin (09/01/16)
Passed for 300 or more yards	333 at USF (11/20/15)
Passed for 350 or more yards	386 vs. Tulsa (11/14/15)
Passed for 400 or more yards	523 at Houston (11/07/15)
Passed for 450 or more yards	523 at Houston (11/07/15)
Passed for 500 or more yards	523 at Houston (11/07/15)
Passed for 600 or more yards	620 at Memphis (09/24/15)

SCORING DEFENSE

Allowed 0 points	0 at UConn (11/22/14)
Allowed 3 or fewer points	0 at UConn (11/22/14)
Allowed 7 or fewer points	7 vs. UT Martin (09/01/16)
Allowed 10 or fewer points	7 vs. UT Martin (09/01/16)
Allowed 14 or fewer points	7 vs. UT Martin (09/01/16)

TOTAL DEFENSE

Allowed fewer than 75 total yards	53 vs. Kansas (09/20/97)
Allowed fewer than 100 total yards	87 at Miami (Ohio) (09/21/13)
Allowed fewer than 125 total yards	87 at Miami (Ohio) (09/21/13)
Allowed fewer than 150 total yards	129 at UConn (11/22/14)
Allowed fewer than 175 total yards	129 at UConn (11/22/14)
Allowed fewer than 200 total yards	129 at UConn (11/22/14)
Allowed fewer than 225 total yards	129 at UConn (11/22/14)
Allowed fewer than 250 total yards	246 vs. Alabama A&M (09/05/15)
Allowed fewer than 275 total yards	266 vs. UConn (10/24/15)
Allowed fewer than 300 total yards	296 vs. Temple (09/12/15)

RUSHING DEFENSE

Allowed 0 or fewer yards	-3 at Miami (OH) (10/01/11)
Allowed 10 or fewer yards	7 at Miami (Ohio) (09/21/13)
Allowed 20 or fewer yards	7 at Miami (Ohio) (09/21/13)
Allowed 30 or fewer yards	7 at Miami (Ohio) (09/21/13)
Allowed 40 or fewer yards	33 at Houston (11/23/13)
Allowed 50 or fewer yards	48 at UConn (11/22/14)
Allowed 60 or fewer yards	48 at UConn (11/22/14)
Allowed 70 or fewer yards	68 at East Carolina (11/28/15)
Allowed 80 or fewer yards	68 at East Carolina (11/28/15)
Allowed 90 or fewer yards	68 at East Carolina (11/28/15)
Allowed 100 or fewer yards	68 at East Carolina (11/28/15)

PASSING DEFENSE

Allowed 0 passing yards	-1 vs. Xavier (10/09/71)
Allowed 50 or fewer yards	49 vs. UAB (11/30/02)
Allowed 100 or fewer yards	81 vs. Temple (09/12/15)
Allowed 150 or fewer yards	146 vs. UT Martin (09/01/16)
Allowed 175 or fewer yards	146 vs. UT Martin (09/01/16)
Allowed 200 or fewer yards	146 vs. UT Martin (09/01/16)

INDIVIDUAL RUSHING

Had a player rush for 100 or more yards	137 by Mike Boone vs. Tulsa (11/14/15)
Had a player rush for 150 or more yards	212 by Mike Boone vs. USF (10/24/14)
Had a player rush for 200 or more yards	212 by Mike Boone vs. USF (10/24/14)
Had a player rush for 225 or more yards	238 by Richard Hall vs. Miami (OH) (09/11/04)
Had two players rush for 100 or more yards	Williams (140), Boone (117) vs. UConn (10/24/15)
Had a player rush for 2 or more TDs	3 by Mike Boone vs. Tulsa (11/14/15)
Had a player rush for 3 or more TDs	3 by Mike Boone vs. Tulsa (11/14/15)
Had a player rush for 4 or more TDs	4 by Isaiah Pead vs. Rutgers (11/20/10)
Had a player rush for 5 or more TDs	6 by Ike Stewart vs. Transylvania (10/05/1912)

INDIVIDUAL PASSING

Had a player pass for 200 or more yards	260 by Hayden Moore vs. UT Martin (09/01/16)
Had a player pass for 250 or more yards	260 by Hayden Moore vs. UT Martin (09/01/16)
Had a player pass for 300 or more yards	386 by Gunner Kiel vs. Tulsa (11/14/15)
Had a player pass for 350 or more yards	386 by Gunner Kiel vs. Tulsa (11/14/15)
Had a player pass for 400 or more yards	523 by Gunner Kiel at Houston (11/07/15)
Had a player pass for 450 or more yards	523 by Gunner Kiel at Houston (11/07/15)
Had a player pass for 500 or more yards	523 by Gunner Kiel at Houston (11/07/15)
Had a player pass for 2 or more TDs	2 by Hayden Moore vs. UT Martin (09/01/16)
Had a player pass for 3 or more TDs	4 by Gunner Kiel at Houston (11/07/15)
Had a player pass for 4 or more TDs	4 by Gunner Kiel at Houston (11/07/15)
Had a player pass for 5 or more TDs	5 by Gunner Kiel vs. UCF (10/31/15)
Had a player pass for 6 or more TDs	6 by Gunner Kiel vs. Toledo (09/12/14)
Had a player complete 20 passes	21 by Hayden Moore vs. UT Martin (09/01/16)
Had a player complete 25 passes	30 by Gunner Kiel at East Carolina (11/28/15)
Had a player complete 30 passes	30 by Gunner Kiel at East Carolina (11/28/15)
Had a player complete 35 passes	35 by Deontey Kenner at Southern Miss (10/23/99)
Had a player complete 10 straight passes	10 by Gunner Kiel vs. Tulsa (11/14/15)
Had a player throw 30 passes	47 by Gunner Kiel at East Carolina (11/28/15)
Had a player throw 35 passes	47 by Gunner Kiel at East Carolina (11/28/15)
Had a player throw 40 passes	47 by Gunner Kiel at East Carolina (11/28/15)
Had a player throw 45 passes	47 by Gunner Kiel at East Carolina (11/28/15)
Had a player throw 50 passes	51 by Gunner Kiel at Houston (11/07/15)

INDIVIDUAL RECEIVING

Had a player with 10 or more receptions in a game	15 by Shaq Washington at East Carolina (11/28/15)
Had a player with 11 or more receptions in a game	15 by Shaq Washington at East Carolina (11/28/15)
Had a player with 12 or more receptions in a game	15 by Shaq Washington at East Carolina (11/28/15)
Had a player with 13 or more receptions in a game	15 by Shaq Washington at East Carolina (11/28/15)
Had a player with 14 or more receptions in a game	15 by Shaq Washington at East Carolina (11/28/15)
Had a player with 15 or more receptions in a game	15 by Shaq Washington at East Carolina (11/28/15)
Had a player receive 100 or more yards	124 by Shaq Washington at East Carolina (11/28/15)
Had a player receive 150 or more yards	162 by Morrison/153 by C. Moore at Memphis (09/24/15)
Had a player receive 200 or more yards	221 by Chris Moore at Ohio State (09/27/14)
Had a player receive 250 or more yards	254 by Tom Rossley vs. Louisville (11/09/68)
Had a player receive for 2 or more TDs	3 by Chris Moore at Houston (11/07/15)
Had a player receive for 3 or more TDs	3 by Chris Moore at Ohio State (09/27/14)

GAMES AGAINST RANKED TEAMS

Beat a top 25 team	vs. No. 25 Virginia Tech (09/29/12)
Beat a top 10 team	No. 7 Rutgers, 30-11 (11/18/06)
Beat a ranked opponent at home	No. 21 USF, 34-17 (10/15/09)
Beat a ranked opponent on the road	at No. 14 Pittsburgh, 45-44 (12/05/09)
Beat a ranked opponent at a neutral site	vs. No. 25 vs. Virginia Tech (FedEx Field/09/29/12)
Beat back-to-back ranked opponents	10/30/08-11/08/08 #24 USF & @ #20 West Virginia
Lost to a ranked opponent at home	No. 16 Louisville, 31-24 (OT) (12/05/13)

SPECIAL SITUATIONS

Scored on the first play from scrimmage	McKay 80-yard pass from Kiel vs. Memphis (10/4/14)
Had a game-winning field goal	Andrew Gantz, 42 yards at East Carolina (11/28/15)
UC shutout its opponent	at UConn (11/22/14, W, 41-0)
UC was shutout	vs. No. 16 West Virginia (11/09/05, L 38-0)
Converted a 2-point play	Hayden Moore to DJ Dowdy vs. UT Martin (09/1/16)

RETURNS/SPECIAL TEAMS/DEFENSE

Returned a KO for a TD	Ralph David Abernathy IV, 90 yards (12/31/11 vs. Vanderbilt)
Returned a Punt for a TD	Mardy Gilyard, 53 yards (9/12/09 vs. SEMO)
Returned an INT for a TD	Tyrell Gilbert, 58 yards (9/1/16 vs. UT Martin)
Returned 2 INTs for TDs	2 vs. Akron (D. Battle-30 yards and C. Cheatham-53 yards) (9/17/11)
Recovered a fumble in endzone for a TD	Eric Wilson (muffed punt in end zone) at Tulane (10/31/14)
Executed a successful onside kick	Kick by Miliano/Recovered by Morrison at Rutgers (11/16/13)

2016 UNIVERSITY OF CINCINNATI FOOTBALL

CINCINNATI RECORD

	2016	2015	2014	2013	2012	2011	2010	2009	2008	2007	Since 2007
Overall	1-0	7-6	9-4	9-4	10-3	10-3	4-8	12-1	11-3	10-3	83-35
When playing at home	1-0	5-1	5-1	5-1	6-1	5-1	3-4	6-0	6-0	4-2	46-11
When playing on road	0-0	2-4	4-2	4-2	2-2	4-2	1-4	6-0	5-2	5-1	33-19
At Neutral Sites	0-0	0-1	0-1	0-1	2-0	1-0	0-0	0-1	0-1	1-0	4-5
When playing on natural grass	0-0	1-2	2-1	1-2	4-0	2-1	0-3	2-0	0-3	3-1	15-13
When playing on artificial turf	1-0	6-4	7-3	8-2	6-3	8-2	4-5	10-1	11-0	7-2	68-22
When playing during the day	0-0	4-2	3-2	6-2	4-1	7-3	1-4	8-0	3-2	4-1	40-17
When playing at night	1-0	3-4	6-2	3-2	6-2	3-0	3-4	4-1	8-1	6-2	45-18
When scoring first	0-0	3-2	7-3	7-0	8-1	6-2	3-3	9-0	10-2	6-2	59-15
When opponent scores first	1-0	4-4	2-1	2-4	2-2	4-1	1-5	3-1	1-1	4-1	24-19
When leading after first quarter	0-0	6-1	6-0	3-0	8-1	5-0	3-2	8-0	9-1	8-2	56-7
When trailing after first quarter	1-0	1-5	1-3	3-4	2-2	3-1	0-5	2-1	1-1	1-0	15-22
When tied after first quarter	0-0	0-0	2-1	3-0	0-0	2-2	1-1	2-0	1-1	1-1	12-6
When leading at halftime	0-0	6-2	9-0	8-0	8-1	7-0	3-0	10-0	9-1	9-1	69-5
When trailing at halftime	1-0	1-3	0-4	0-4	2-2	2-3	1-7	1-1	2-2	1-1	11-27
When tied at halftime	0-0	0-1	0-0	1-0	0-0	1-0	0-1	1-0	0-0	0-1	3-3
When leading after three quarters	1-0	6-2	9-0	8-1	10-1	6-0	4-0	11-0	10-0	10-0	75-4
When trailing after three quarters	0-0	0-4	0-4	0-3	0-2	2-2	0-8	1-1	1-3	0-2	4-30
When tied after three quarters	0-0	1-0	0-0	1-0	0-0	2-1	0-0	0-0	0-0	0-1	4-2
In overtime	0-0	0-0	0-0	0-1	0-1	0-0	0-0	0-0	1-0	0-0	1-2
When Cincinnati has more rushing yards	0-0	7-0	5-0	9-0	9-2	9-2	3-1	8-0	8-0	8-1	65-6
When opponent has more rushing yards	1-0	0-6	4-4	0-4	1-1	1-1	1-6	4-1	3-3	2-2	17-28
When Cincinnati rushes for 200 or more yards	0-0	5-0	4-0	3-0	7-1	3-0	3-0	3-0	2-0	3-0	34-1
When Cincinnati rushes for 150 or more yards	0-0	7-0	6-0	6-1	8-2	6-2	4-2	4-0	2-0	4-0	47-7
When Cincinnati holds opponent to 100 rushing yards or less	0-0	2-0	4-0	7-0	3-0	5-1	3-3	3-0	6-0	8-1	41-5
When Cincinnati holds opponent to 150 rushing yards or less	0-0	4-0	5-0	8-1	6-1	8-2	3-4	4-0	7-0	8-1	53-9
When Cincinnati has more passing yards	1-0	5-5	6-3	8-3	4-2	1-0	1-4	11-0	8-2	5-2	49-21
When opponent has more passing yards	0-0	2-1	2-1	1-1	5-1	9-3	3-5	1-1	3-1	5-1	31-15
When Cincinnati passes for 300 or more yards	0-0	4-3	4-3	5-2	2-0	1-0	1-3	7-0	3-0	3-2	30-13
When Cincinnati passes for 200 or more yards	1-0	7-5	7-4	8-3	8-2	6-2	3-4	5-0	4-2	10-2	59-23
When Cincinnati holds opponent to 150 passing yards or less	1-0	3-2	1-1	3-1	1-1	1-0	0-1	2-0	2-0	1-1	15-7
When Cincinnati holds opponent to 100 passing yards or less	0-0	0-1	1-0	2-0	0-0	1-0	0-0	0-0	1-0	1-0	6-1
When Cincinnati has more total yards	1-0	7-3	7-1	9-2	7-1	7-0	4-4	10-0	10-0	7-1	69-12
When opponent has more total yards	0-0	0-3	2-3	0-2	3-2	3-2	0-4	2-1	1-3	3-2	14-22
When Cincinnati has more first downs	1-0	7-2	6-2	9-1	5-1	7-0	4-3	7-0	6-1	7-1	59-11
When opponent has more first downs	0-0	0-2	1-2	0-3	5-2	3-3	0-5	5-1	3-2	3-2	20-22
When first downs are equal	0-0	0-2	2-0	0-0	0-0	0-0	0-0	0-0	2-0	0-0	4-2
When Cincinnati forces more turnovers	0-0	1-1	7-1	4-0	8-0	6-1	1-0	8-0	2-0	8-0	45-3
In games decided by three points or less	0-0	1-1	0-0	1-0	1-1	2-1	0-1	3-0	3-0	1-0	12-4
In games decided by seven points or less	0-0	2-2	2-0	2-2	1-3	3-1	0-1	0-0	5-0	2-3	17-12
In black jerseys	0-0	4-0	3-2	2-2	6-3	5-0	3-2	3-0	6-1	5-2	37-12
In white jerseys	1-0	2-5	5-2	4-2	4-0	5-2	1-4	7-1	4-2	5-1	38-18
In red jerseys	0-0	1-1	1-0	3-0	1-0	0-1	0-2	2-0	1-0	0-0	9-4