



Official Results Book  
Curling

16 to 27 February

Brochure des résultats officiels  
Curling

16 au 27 février



## MEDALLISTS / MÉDAILLÉ(E)S

As of SAT 27 FEB 2010 / En date du SAM 27 FÉV 2010

Medal	NOC	Name
<b>Gold</b>	CAN - Canada	MARTIN Kevin MORRIS John KENNEDY Marc HEBERT Ben ENRIGHT Adam
<b>Silver</b>	NOR - Norway	ULSRUD Thomas NERGAARD Torger SVAE Christoffer PETERSSON Haavard Vad LOEVOLD Thomas
<b>Bronze</b>	SUI - Switzerland	STOECKLI Ralph HAUSER Jan EGGLER Markus STRUEBIN Simon MUELLER Toni



## FINAL STANDINGS / CLASSEMENT FINAL

Rank	Team	Players	Position
1	CAN - Canada	MARTIN Kevin MORRIS John KENNEDY Marc HEBERT Ben ENRIGHT Adam	Skip Third Second Lead Alternate
2	NOR - Norway	ULSRUD Thomas NERGAARD Torger SVAE Christoffer PETERSSON Haavard Vad LOEVOLD Thomas	Skip Third Second Lead Alternate
3	SUI - Switzerland	STOECKLI Ralph HAUSER Jan EGGLER Markus STRUEBIN Simon MUELLER Toni	Fourth Third Skip Lead Alternate
4	SWE - Sweden	EDIN Niklas KRAUPP Sebastian LINDBERG Fredrik KJAEELL Viktor ERIKSSON Oskar	Skip Third Second Lead Alternate
5	GBR - Great Britain	MURDOCH David MACDONALD Ewan SMITH Pete BYERS Euan CONNAL Graeme	Skip Third Second Lead Alternate
6	GER - Germany	KAPP Andy LANG Andy HOEHNE Holger KEMPF Andreas HERBERG Daniel	Skip Third Second Lead Alternate
7	FRA - France	DUFOUR Thomas ANGIBOUST Tony DUCROZ Jan Henri DUCROZ Richard MATHIEU Raphael	Skip Third Second Lead Alternate
8	CHN - People's Republic of China	LIU Rui WANG Fengchun XU Xiaoming ZANG Jialiang LI Hongchen	Fourth Skip Second Lead Alternate
9	DEN - Denmark	FREDERIKSEN Johnny SCHMIDT Ulrik JENSEN Bo VILANDT Lars POULSEN Mikkel	Fourth Skip Second Lead Alternate
10	USA - United States of America	SHUSTER John SMITH Jason ISAACSON Jeff BENTON John PLYS Chris	Skip Third Second Lead Alternate



## COMPETITION SUMMARY / RÉSUMÉ DE LA COMPÉTITION

As of SAT 27 FEB 2010 / En date du SAM 27 FÉV 2010

Session	Date	Time	Sheet A	Sheet B	Sheet C	Sheet D
Session 1	16 Feb	09:00	GBR - SWE 4 : 6	NOR - CAN 6 : 7	USA - GER 5 : 7	SUI - DEN 6 : 5
Session 2	16 Feb	19:00	CAN - GER 9 : 4	CHN - FRA 5 : 6		USA - NOR 5 : 6
Session 3	17 Feb	14:00	GBR - FRA 9 : 4	USA - SUI 6 : 7	DEN - CHN 1 : 8	GER - SWE 3 : 6
Session 4	18 Feb	09:00	DEN - USA 7 : 6	GER - NOR 4 : 7	CAN - SWE 7 : 3	GBR - SUI 3 : 4
Session 5	18 Feb	19:00	SWE - CHN 6 : 5	GBR - DEN 9 : 6	NOR - SUI 7 : 4	FRA - CAN 5 : 12
Session 6	19 Feb	14:00	GER - SUI 7 : 6	DEN - CAN 3 : 10	FRA - USA 3 : 4	NOR - CHN 7 : 5
Session 7	20 Feb	09:00	NOR - DEN 6 : 3	FRA - GER 4 : 9	CHN - GBR 4 : 9	SWE - USA 7 : 8
Session 8	20 Feb	19:00		SUI - CHN 9 : 5	SWE - FRA 4 : 5	CAN - GBR 7 : 6
Session 9	21 Feb	14:00	USA - GBR 2 : 4	NOR - SWE 7 : 8	SUI - CAN 4 : 6	DEN - GER 9 : 5
Session 10	22 Feb	09:00	FRA - NOR 2 : 9	CAN - USA 7 : 2	GER - CHN 7 : 6	SUI - SWE 7 : 3
Session 11	22 Feb	19:00		GER - GBR 2 : 8	FRA - DEN 6 : 5	CHN - USA 11 : 5
Session 12	23 Feb	14:00	CHN - CAN 3 : 10	SWE - DEN 7 : 6	GBR - NOR 5 : 9	SUI - FRA 6 : 2
Tie-breaker 1	24 Feb	14:00	SWE - GBR 7 : 6			
Semifinal	25 Feb	14:00		SUI - NOR 5 : 7		SWE - CAN 3 : 6
Bronze Medal	27 Feb	09:00			SWE - SUI 4 : 5	
Gold Medal	27 Feb	15:00			CAN - NOR 6 : 3	

### Standings After Round Robin

Rank	Team	Games	Wins	Losses	
1	CAN - Canada	9	9	0	Q
2	NOR - Norway	9	7	2	Q
3	SUI - Switzerland	9	6	3	Q
4	SWE - Sweden	9	5	4	TB w1
4	GBR - Great Britain	9	5	4	TB w0
6	GER - Germany	9	4	5	
7	FRA - France	9	3	6	
8	CHN - People's Republic of China	9	2	7	w2
9	DEN - Denmark	9	2	7	w1
10	USA - United States of America	9	2	7	w0

### Championship Bracket

Semifinals	Finals	Final Standings
SWE 3	CAN 6	1 CAN - Canada
CAN 6		
SUI 5	NOR 3	2 NOR - Norway
NOR 7		
		3 SUI - Switzerland
		4 SWE - Sweden
		5 GBR - Great Britain
		6 GER - Germany
		7 FRA - France
		8 CHN - People's Republic of China
		9 DEN - Denmark
		10 USA - United States of America

### LEGEND

Q Qualified for the semifinals      TB Involved in the tie-breaker      wx Number of wins (x) against tied teams

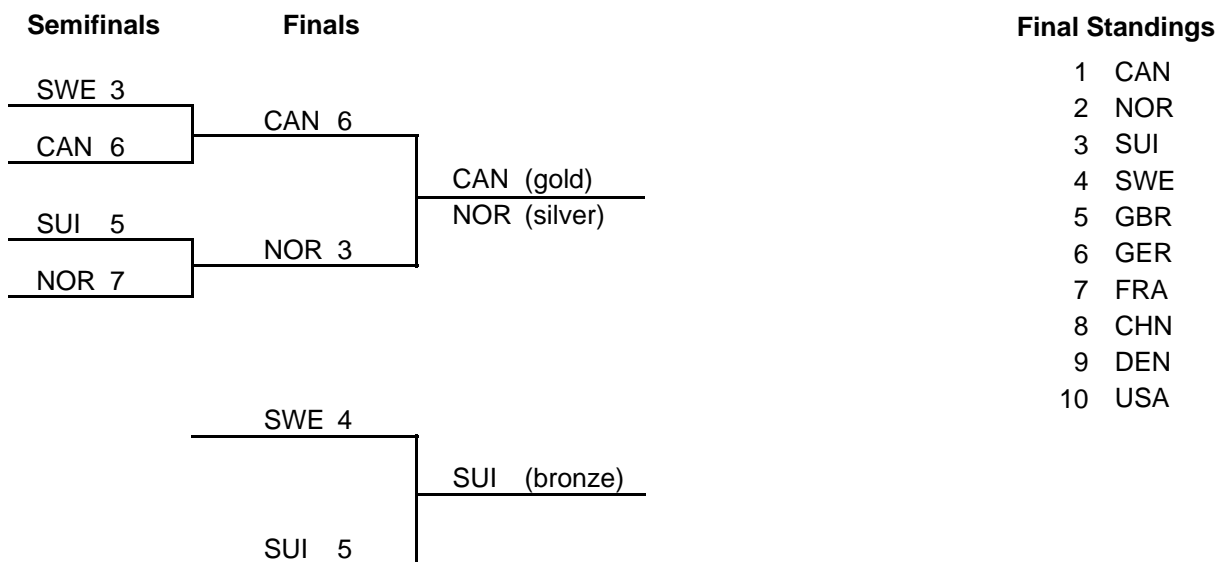


**SESSION RESULTS AND STANDINGS**  
**RÉSULTATS DE LA SESSION ET CLASSEMENT**

SAT 27 FEB 2010 / SAM 27 FÉV 2010 START TIME / DÉBUT 15:00

Sheet	Round	Team	LSFE	1	2	3	4	5	6	7	8	9	10	Extra	Ends	Total
C	11	CAN - Canada	*	0	1	0	1	1	0	2	0	1	X			6
	11	NOR - Norway		0	0	0	0	0	2	0	1	0	X			3

**Championship Bracket**



**LEGEND**

LSFE (\*) Last stone first end

X Unplayed/unfinished end due to concession



## GAME RESULTS / RÉSULTATS DE LA PARTIE

SAT 27 FEB 2010 / SAM 27 FÉV 2010 START TIME / DÉBUT 15:00

Sheet	Round	Team	LSFE	1	2	3	4	5	6	7	8	9	10	Extra	Ends	Total
C	11	CAN - Canada	*	0	1	0	1	1	0	2	0	1	X			6
	11	NOR - Norway		0	0	0	0	0	2	0	1	0	X			3

CAN - Canada		Game	All
4 S	MARTIN Kevin	78 %	85 %
3	MORRIS John	85 %	83 %
2	KENNEDY Marc	95 %	85 %
1	HEBERT Ben	85 %	86 %
A	ENRIGHT Adam	- %	81 %
Team Total		86 %	85 %

NOR - Norway		Game	All
4 S	ULSRUD Thomas	72 %	85 %
3	NERGAARD Torger	80 %	80 %
2	SVAE Christoffer	86 %	85 %
1	PETERSSON Haavard Vad	98 %	88 %
A	LOEVOLD Thomas	- %	- %
Team Total		84 %	85 %

Time remaining: 14 minutes 56 seconds

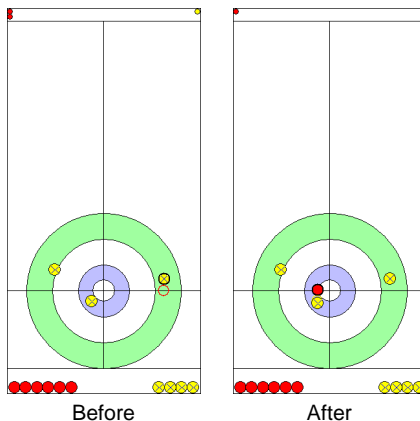
Time-out: end 7, CAN-3

Time remaining: 4 minutes 42 seconds

Time-out: end 9, NOR-6

### Most Important Shot:

Canadian Skip MARTIN K executed a precise Freeze onto a Norwegian stone in the four foot. Norwegian Skip ULSRUD T attempted to remove both stones but the Canadian stone remained shot and MARTIN K was able to draw for two points.



End: 7  
Team: CAN  
Player: MARTIN K  
Stone: Fourth, 1st stone  
Task: Freeze  
Handle: In-turn  
Points: 100%

● : CAN  
● : NOR

### NOTES

Team position and functions are attached to each team member's name as follows:  
4 = Fourth, 3 = Third, 2 = Second, 1 = Lead, A = Alternate, S = Skip

### LEGEND

LSFE (\*) Last stone first end

X Unplayed/unfinished end due to concession



## SESSION REVIEW / SYNTHÈSE DE LA SESSION

SAT 27 FEB 2010 / SAM 27 FÉV 2010 START TIME / DÉBUT 15:00

### Men: Gold medal Final - CAN 6-3 NOR

VANCOUVER, Feb 27 - Canada defeated Norway 6-3 to win the Gold medal in Men's Curling at the Vancouver Olympic Centre on Saturday.

It completed a perfect 11-0 tournament run and avenged skip Kevin MARTIN's (CAN) narrow loss to Norway at the Salt Lake City 2002 Olympic Winter Games.

The first three ends of the Gold medal match were meticulously played. The first was blanked, Norway forced Canada to take one in the second, and the third was blanked.

Gradually, Canada began to play well enough to put Norway skip Thomas ULSRUD (NOR) in untenable positions. In the fourth, they forced ULSRUD to draw to the button around a Canada biter, but he was light and Canada stole one for a 2-0 lead.

In the fifth, Canada third John MORRIS's (CAN) third rousing angle double of the game, in tandem with a poorly played hit and roll by Norway third Torger NERGAARD (NOR), again put ULSRUD in a tough spot. Another light draw, this time to the four-foot, gave Canada a second consecutive steal of one and a 3-0 lead at the break.

Norway got back into the game in the sixth with an easy hit for two. But in the decisive seventh, MARTIN froze his first stone on the button atop a Norwegian rock, and ULSRUD had to throw his second stone against both of them. Because of the backing, the Canada stone squeezed out and remained shot rock and MARTIN had an easy draw for a deuce and a commanding 5-2 Canada lead.

Norway and Canada traded singles in the eighth and ninth. Norway conceded in the 10th before the last stone was thrown.

Norway had previously won two Olympic medals in Men's Curling, a Gold at the Salt Lake City 2002 Olympic Winter Games and a Bronze at the Nagano 1998 Olympic Winter Games. The Vancouver Silver medal was the first Olympic medal for each member of the Norwegian side except for Torger NERGAARD, who was the alternate on the Norwegian Gold medal-winning team at Salt Lake City.

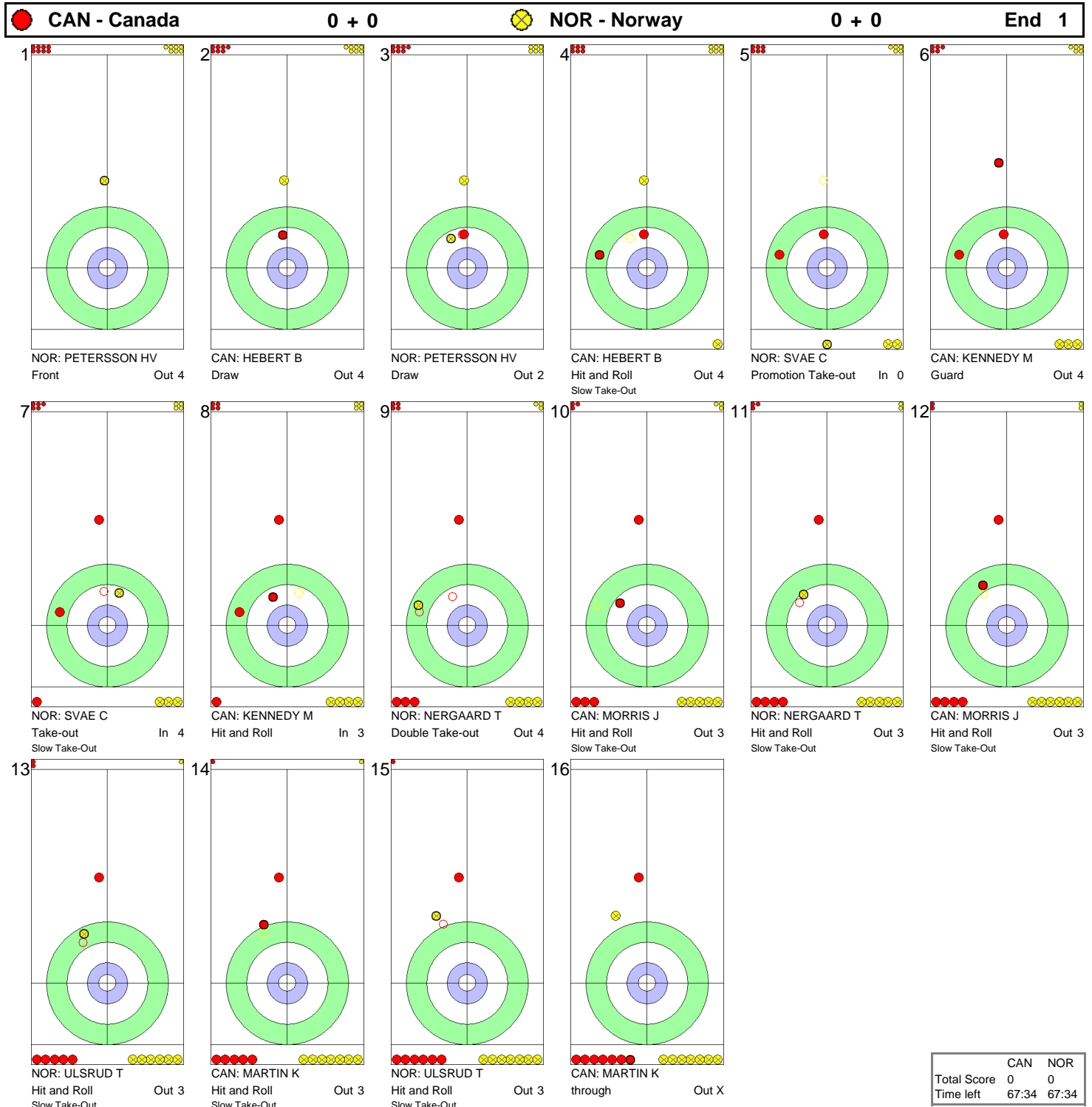
Canada had previously won three Olympic Men's Curling medals, a Gold at the Torino 2006 Olympic Winter Games and Silvers at the Nagano 1998 Olympic Winter Games and Salt Lake City Games. The Gold medal was the first Olympic medal for each member of the Canadian team except for Kevin MARTIN, who skipped the Silver-winning team at Salt Lake City.

In attendance were International Olympic Committee President Jacques ROGGE (BEL); Canadian Prime Minister Stephen HARPER (CAN); Vancouver Organizing Committee for the 2010 Olympic and Paralympic Games CEO John FURLONG (CAN); Olympian and Canadian Member of the International Olympic Committee Richard POUND (CAN); actor and Opening Ceremony Olympic Flagbearer Donald SUTHERLAND (CAN) and Men's Canada Ice Hockey coach Mike BABCOCK (CAN). Also looking on were members of the China and Denmark Men's and Women's Curling teams; France and Switzerland Men's Curling teams; and Canada, Great Britain and Russian Federation Women's Curling teams.



## GAME - SHOT BY SHOT / DÉROULEMENT DE LA PARTIE

SAT 27 FEB 2010 / SAM 27 FÉV 2010 START TIME / DÉBUT 15:00

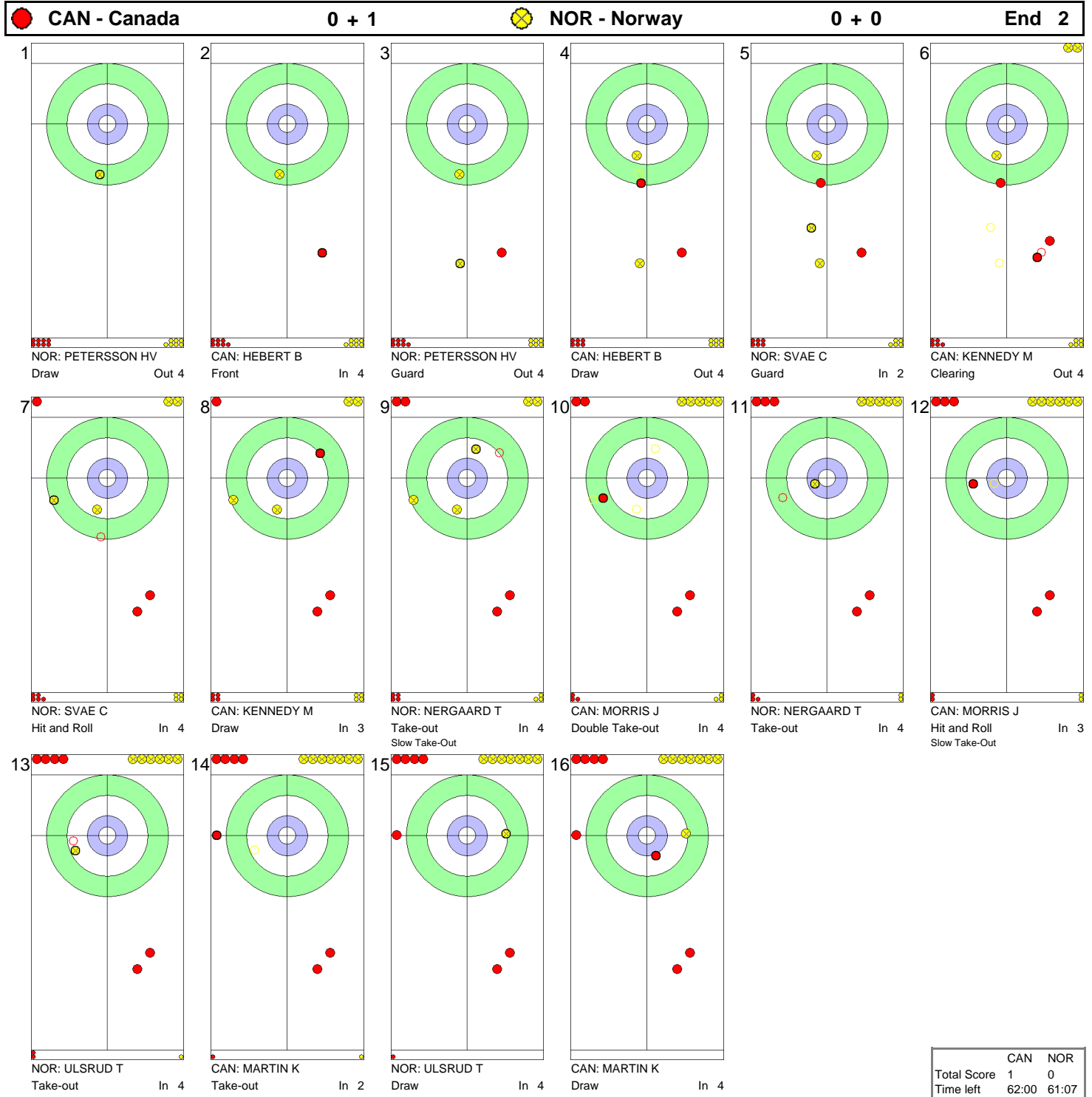






## GAME - SHOT BY SHOT / DÉROULEMENT DE LA PARTIE

SAT 27 FEB 2010 / SAM 27 FÉV 2010 START TIME / DÉBUT 15:00

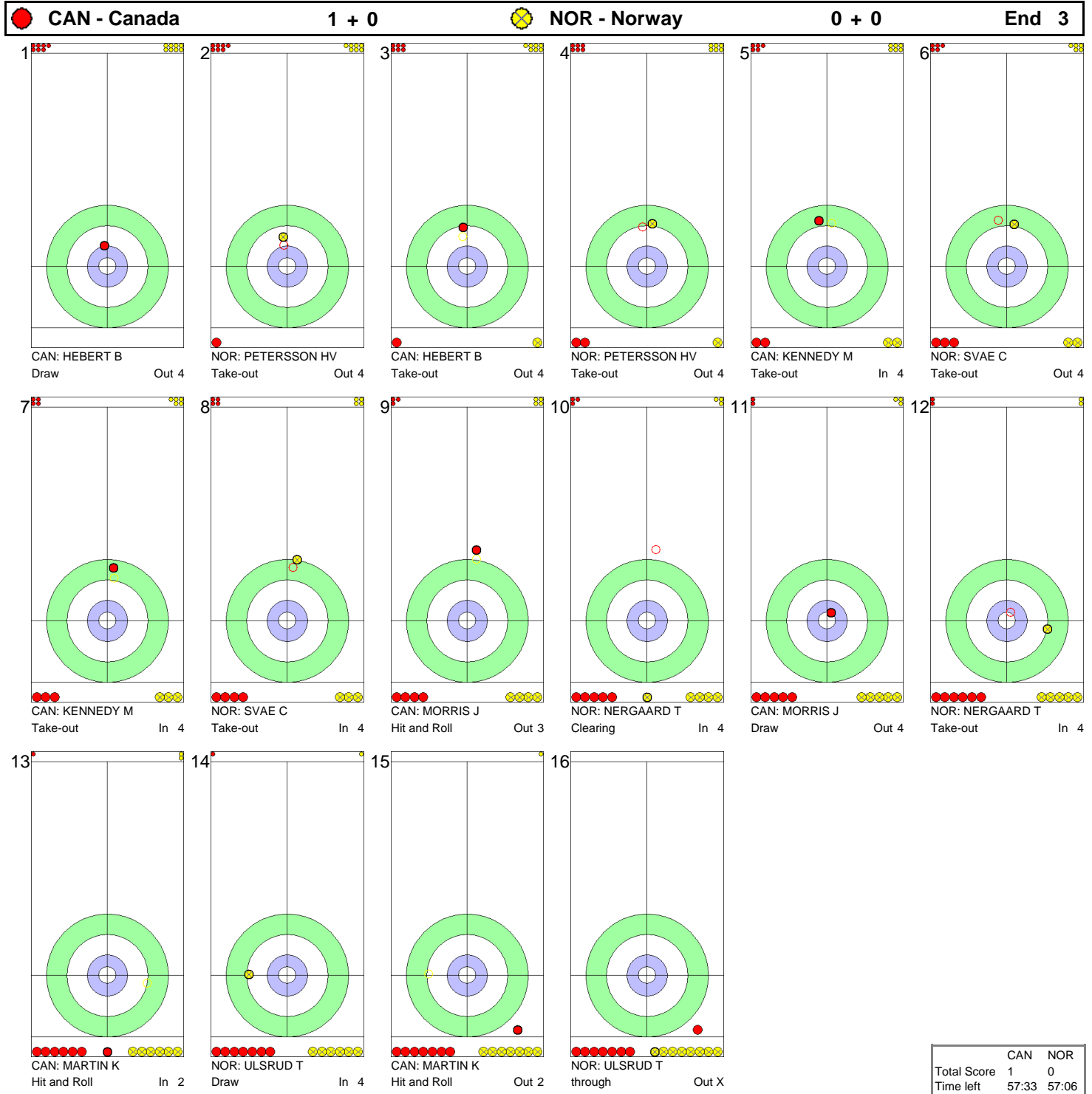


	CAN	NOR
Total Score	1	0
Time left	62:00	61:07



## GAME - SHOT BY SHOT / DÉROULEMENT DE LA PARTIE

SAT 27 FEB 2010 / SAM 27 FÉV 2010 START TIME / DÉBUT 15:00

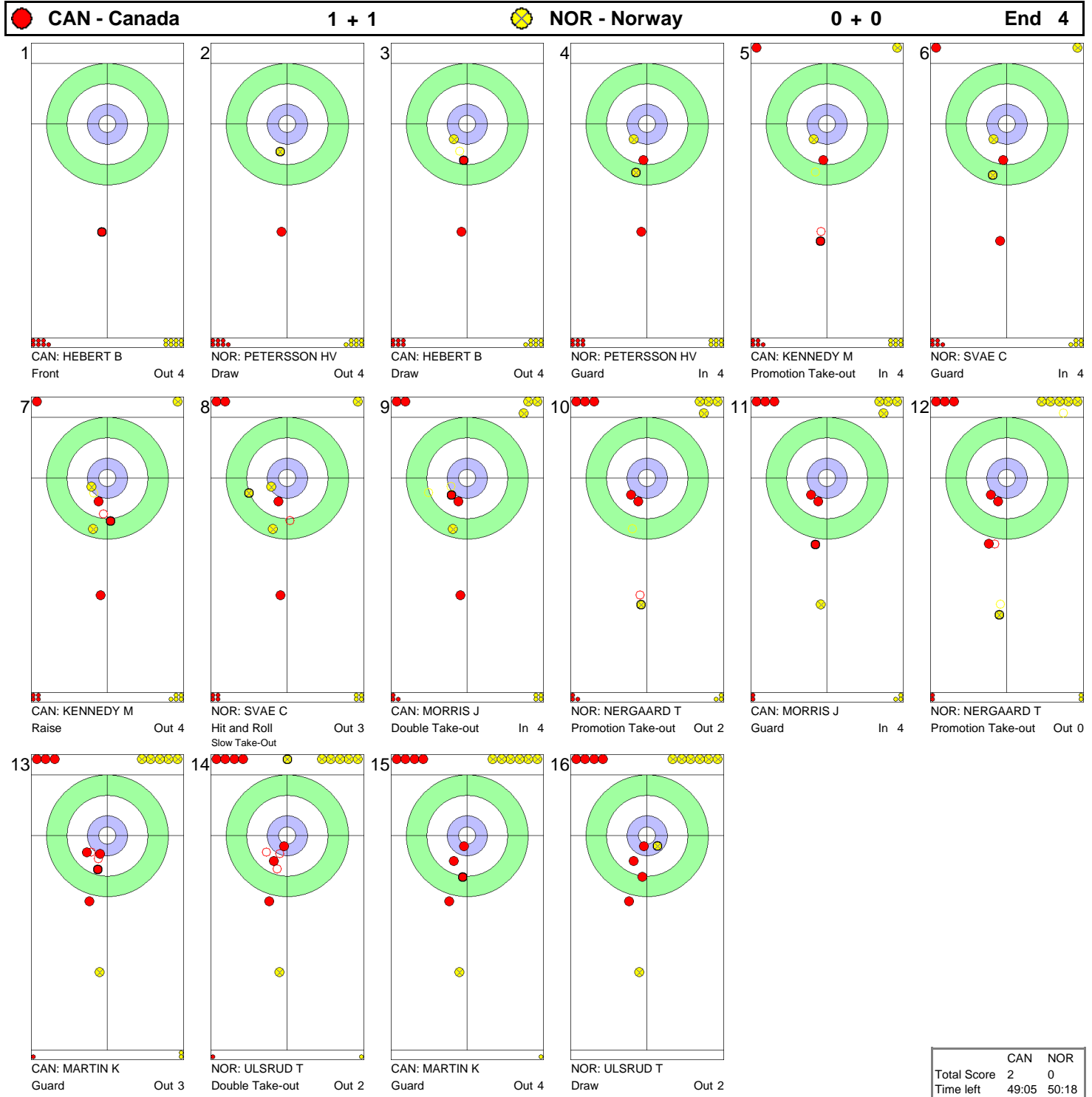


	CAN	NOR
Total Score	1	0
Time left	57:33	57:06



## GAME - SHOT BY SHOT / DÉROULEMENT DE LA PARTIE

SAT 27 FEB 2010 / SAM 27 FÉV 2010 START TIME / DÉBUT 15:00

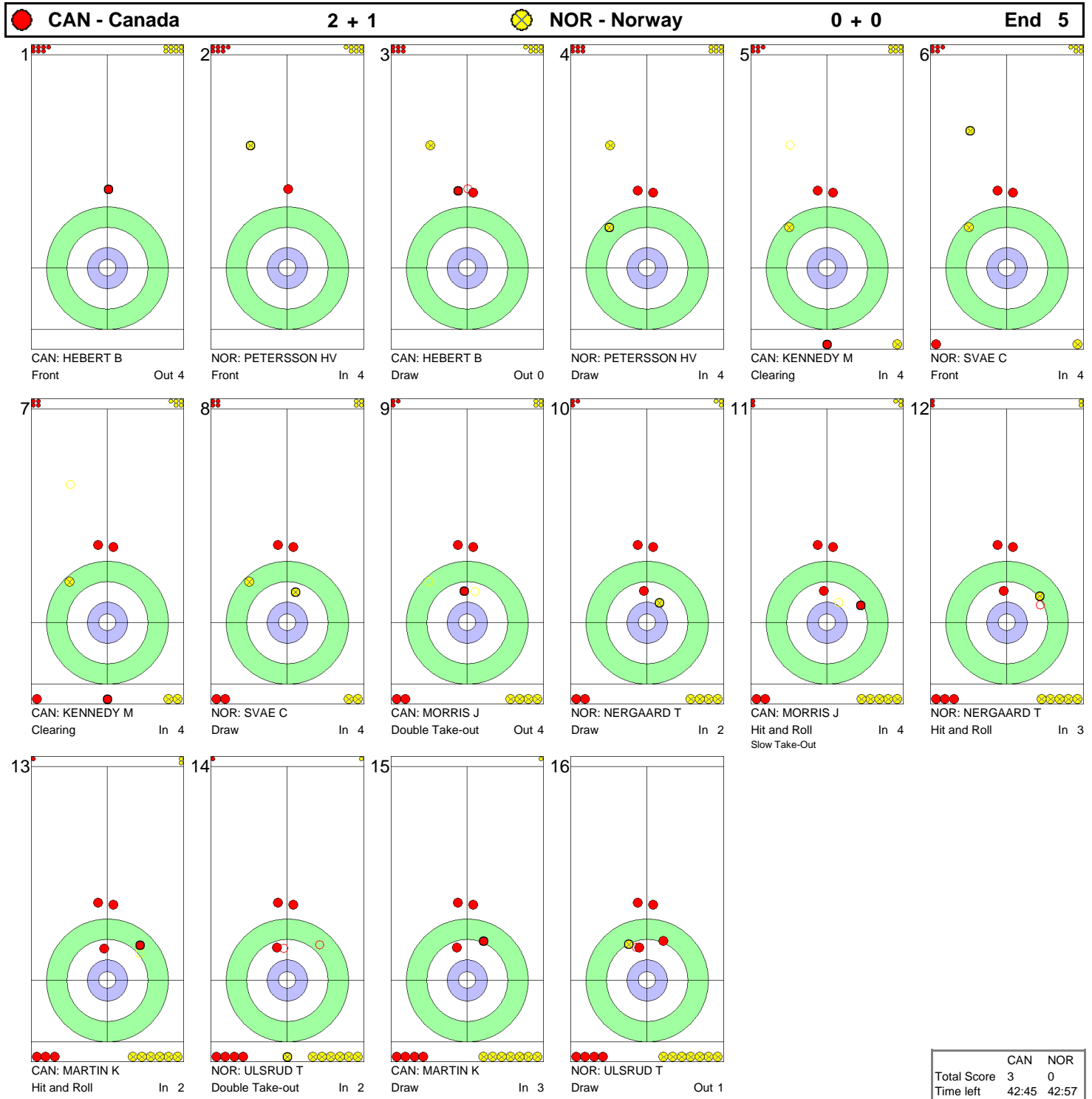


	CAN	NOR
Total Score	2	0
Time left	49:05	50:18



## GAME - SHOT BY SHOT / DÉROULEMENT DE LA PARTIE

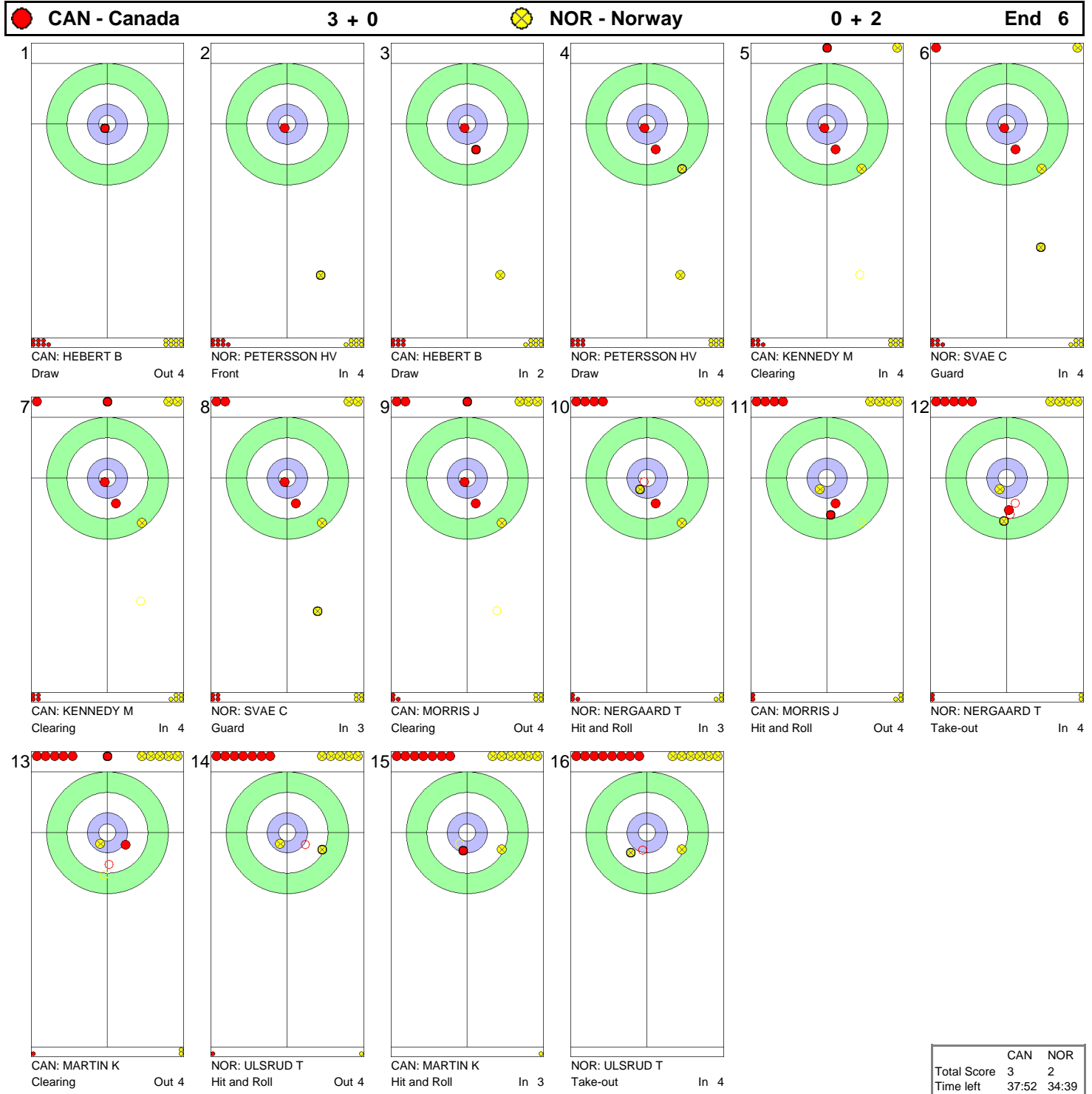
SAT 27 FEB 2010 / SAM 27 FÉV 2010 START TIME / DÉBUT 15:00





## GAME - SHOT BY SHOT / DÉROULEMENT DE LA PARTIE

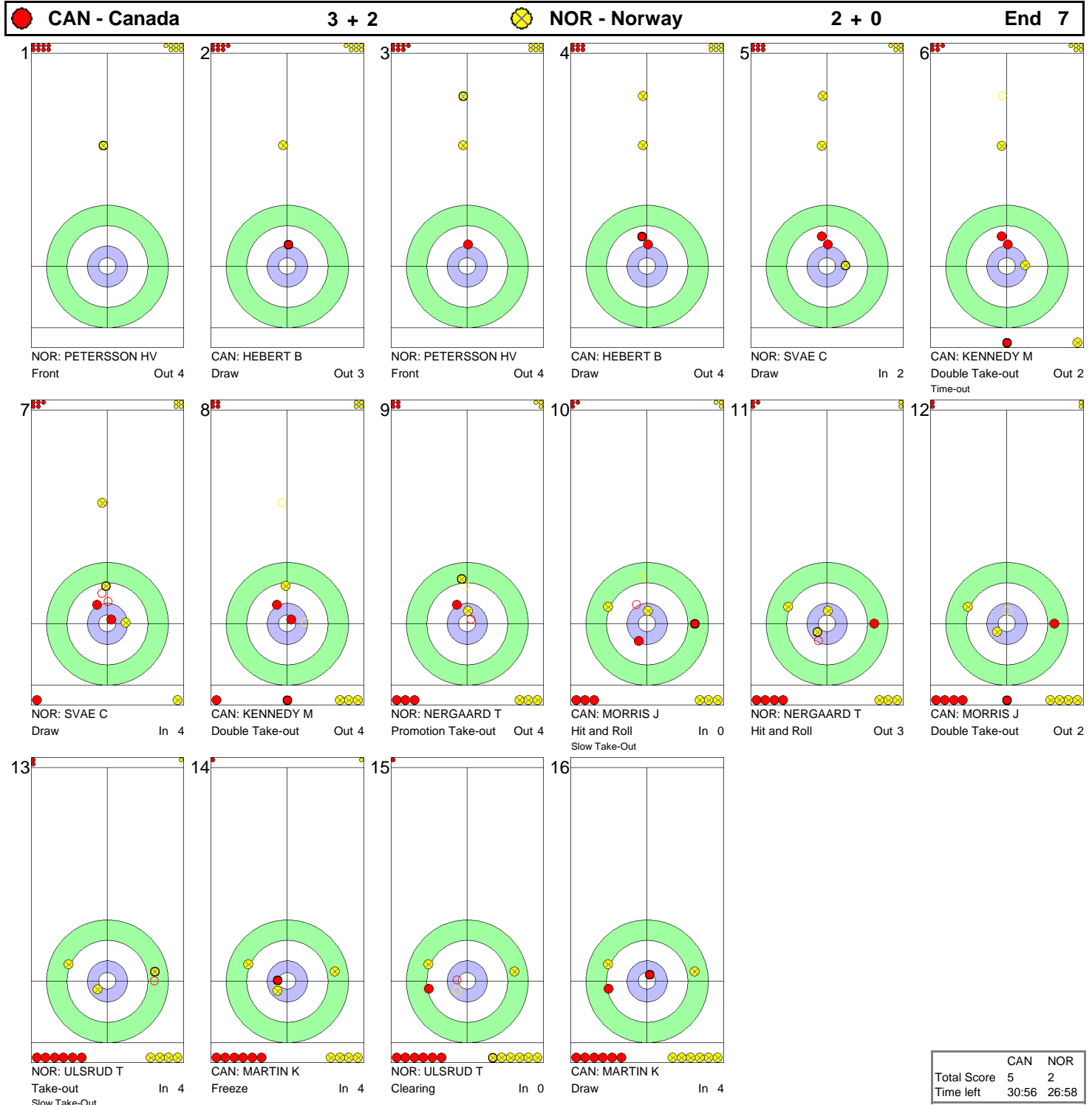
SAT 27 FEB 2010 / SAM 27 FÉV 2010 START TIME / DÉBUT 15:00





## GAME - SHOT BY SHOT / DÉROULEMENT DE LA PARTIE

SAT 27 FEB 2010 / SAM 27 FÉV 2010 START TIME / DÉBUT 15:00

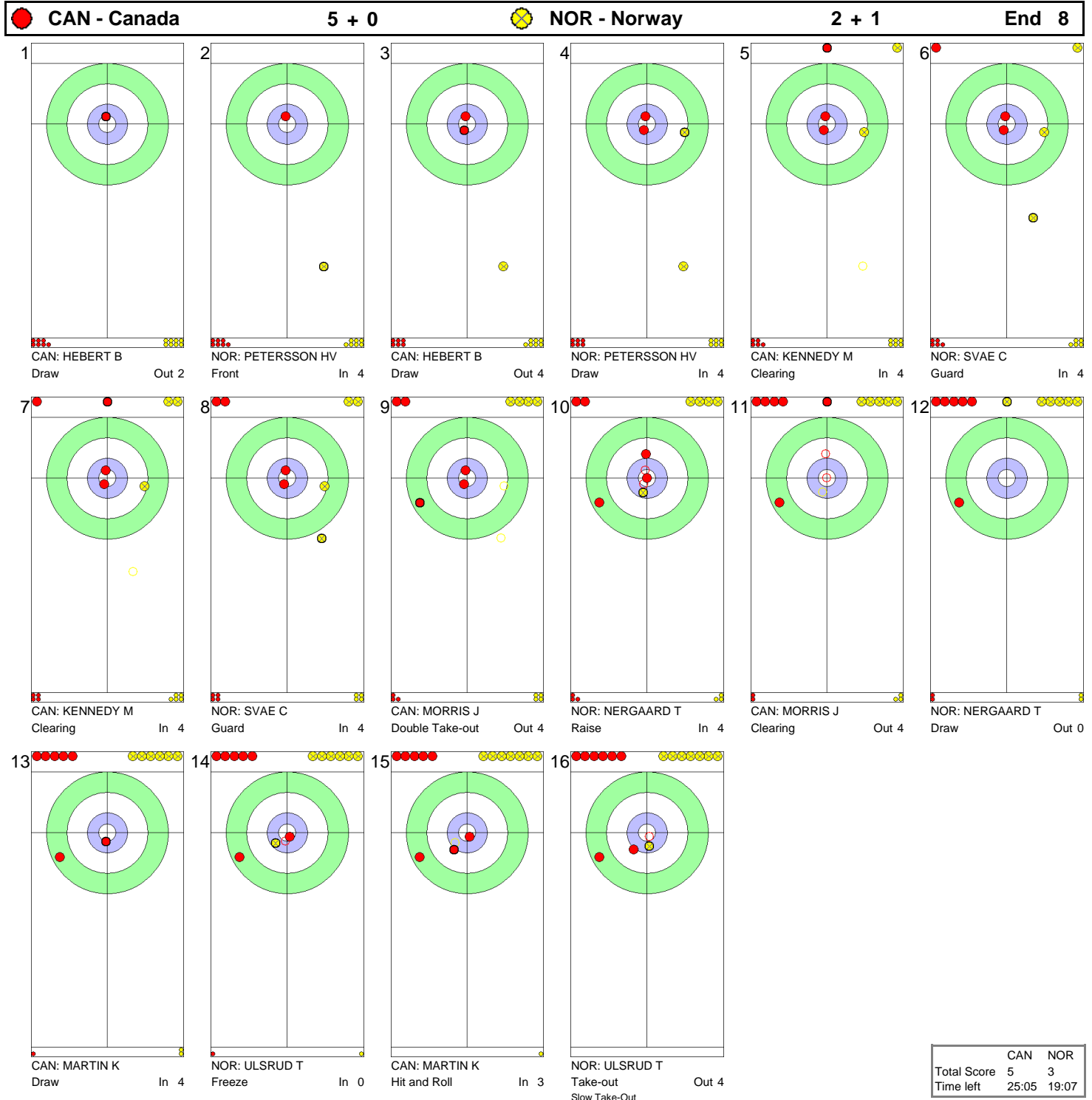


	CAN	NOR
Total Score	5	2
Time left	30:56	26:58



## GAME - SHOT BY SHOT / DÉROULEMENT DE LA PARTIE

SAT 27 FEB 2010 / SAM 27 FÉV 2010 START TIME / DÉBUT 15:00



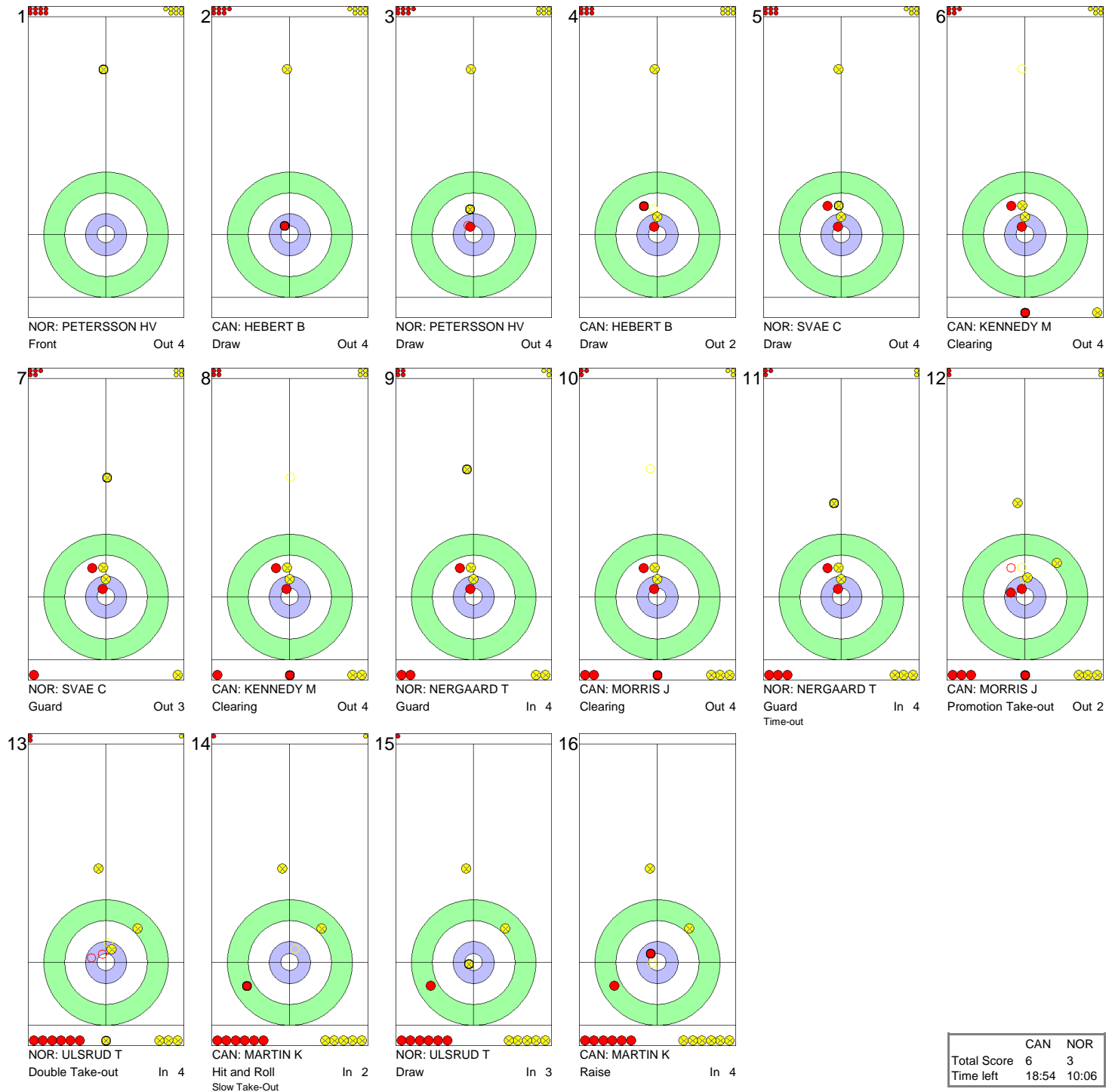
	CAN	NOR
Total Score	5	3
Time left	25:05	19:07



## GAME - SHOT BY SHOT / DÉROULEMENT DE LA PARTIE

SAT 27 FEB 2010 / SAM 27 FÉV 2010 START TIME / DÉBUT 15:00

**● CAN - Canada**      **5 + 1**      **● NOR - Norway**      **3 + 0**      **End 9**



	CAN	NOR
Total Score	6	3
Time left	18:54	10:06





## GAME - SHOT BY SHOT / DÉROULEMENT DE LA PARTIE

SAT 27 FEB 2010 / SAM 27 FÉV 2010 START TIME / DÉBUT 15:00





## CUMULATIVE PLAYER STATISTICS BY TEAM STATISTIQUES CUMULÉES DES JOUEURS PAR ÉQUIPE

As of SAT 27 FEB 2010 / En date du SAM 27 FÉV 2010

### CAN - Canada

#### MARTIN Kevin

Type	In-turn		Skip		Right-handed	
	In-turn	%	Out-turn	%	Total	%
Draw	28	90	26	92	54	91
Front	0	-	0	-	0	-
Guard	3	92	8	81	11	84
Raise	3	92	8	75	11	80
Wick / Soft Peeling	0	-	3	42	3	42
Freeze	1	100	0	-	1	100
Take-out	13	92	23	87	36	89
Hit and Roll	10	65	10	80	20	73
Clearing	11	100	14	93	25	96
Double Take-out	6	58	10	90	16	78
Promotion Take-out	8	50	6	83	14	64
not considered	2	-	2	-	4	-
All Draws	35	91	45	84	80	87
All Take-outs	48	77	63	87	111	83
Total	83	83	108	86	191	85

#### MORRIS John

Type	In-turn		Third		Right-handed	
	In-turn	%	Out-turn	%	Total	%
Draw	10	83	17	87	27	85
Front	0	-	1	100	1	100
Guard	5	70	9	89	14	82
Raise	5	100	5	85	10	93
Wick / Soft Peeling	0	-	1	100	1	100
Freeze	0	-	0	-	0	-
Take-out	7	79	22	83	29	82
Hit and Roll	15	72	17	79	32	76
Clearing	19	100	25	94	44	97
Double Take-out	15	72	12	79	27	75
Promotion Take-out	5	55	8	72	13	65
not considered	0	-	0	-	0	-
All Draws	20	84	33	88	53	86
All Take-outs	61	80	84	84	145	82
Total	81	81	117	85	198	83

#### KENNEDY Marc

Type	In-turn		Second		Left-handed	
	In-turn	%	Out-turn	%	Total	%
Draw	25	70	11	82	36	74
Front	1	100	1	100	2	100
Guard	2	100	7	96	9	97
Raise	2	100	5	90	7	93
Wick / Soft Peeling	1	100	1	50	2	75
Freeze	0	-	0	-	0	-
Take-out	10	90	12	88	22	89
Hit and Roll	6	83	14	75	20	78
Clearing	37	100	29	96	66	98
Double Take-out	13	75	12	88	25	81
Promotion Take-out	4	50	4	25	8	38
not considered	0	-	1	-	1	-
All Draws	31	76	25	87	56	81
All Take-outs	70	90	71	85	141	87
Total	101	85	96	85	197	85

#### HEBERT Ben

Type	In-turn		Lead		Right-handed	
	In-turn	%	Out-turn	%	Total	%
Draw	15	55	90	90	105	85
Front	13	98	16	88	29	92
Guard	1	100	14	80	15	82
Raise	1	100	3	92	4	94
Wick / Soft Peeling	1	50	6	75	7	71
Freeze	0	-	0	-	0	-
Take-out	2	100	11	95	13	96
Hit and Roll	2	88	7	75	9	78
Clearing	0	-	2	75	2	75
Double Take-out	0	-	0	-	0	-
Promotion Take-out	0	-	0	-	0	-
not considered	2	-	4	-	6	-
All Draws	31	76	129	88	160	86
All Take-outs	4	94	20	86	24	88
Total	35	78	149	88	184	86

#### ENRIGHT Adam

Type	In-turn		Alternate		Right-handed	
	In-turn	%	Out-turn	%	Total	%
Draw	0	-	6	75	6	75
Front	0	-	0	-	0	-
Guard	0	-	0	-	0	-
Raise	0	-	0	-	0	-
Wick / Soft Peeling	0	-	0	-	0	-
Freeze	0	-	0	-	0	-
Take-out	0	-	0	-	0	-
Hit and Roll	0	-	0	-	0	-
Clearing	1	100	1	100	2	100
Double Take-out	0	-	0	-	0	-
Promotion Take-out	0	-	0	-	0	-
not considered	0	-	0	-	0	-
All Draws	0	-	6	75	6	75
All Take-outs	1	100	1	100	2	100
Total	1	100	7	79	8	81

#### Team: CAN - Canada

Type	In-turn	%	Out-turn	%	Total	%
Draw	78	76	150	89	228	85
Front	14	98	18	89	32	93
Guard	11	84	38	86	49	85
Raise	11	98	21	83	32	88
Wick / Soft Peeling	2	75	11	66	13	67
Freeze	1	100	0	-	1	100
Take-out	32	89	68	87	100	88
Hit and Roll	33	73	48	78	81	76
Clearing	68	100	71	94	139	97
Double Take-out	34	71	34	85	68	78
Promotion Take-out	17	51	18	65	35	59
not considered	4	-	7	-	11	-
All Draws	117	82	238	87	355	85
All Take-outs	184	83	239	85	423	84
Total	301	83	477	86	778	85



## CUMULATIVE PLAYER STATISTICS BY TEAM STATISTIQUES CUMULÉES DES JOUEURS PAR ÉQUIPE

As of SAT 27 FEB 2010 / En date du SAM 27 FÉV 2010

### NOR - Norway

#### ULSRUD Thomas

Type	Skip		Right-handed		Total	
	In-turn	%	Out-turn	%	Total	%
Draw	30	87	29	88	59	87
Front	1	100	1	100	2	100
Guard	7	93	3	100	10	95
Raise	4	69	7	82	11	77
Wick / Soft Peeling	0	-	1	100	1	100
Freeze	1	0	1	0	2	0
Take-out	25	96	31	94	56	95
Hit and Roll	12	77	12	67	24	72
Clearing	7	86	10	100	17	94
Double Take-out	13	73	9	75	22	74
Promotion Take-out	2	100	6	71	8	78
not considered	0	-	2	-	2	-
All Draws	43	84	42	86	85	85
All Take-outs	59	86	68	85	127	86
Total	102	85	110	86	212	85

#### NERGAARD Torger

Type	Third		Right-handed		Total	
	In-turn	%	Out-turn	%	Total	%
Draw	23	72	10	45	33	64
Front	0	-	3	100	3	100
Guard	10	100	8	88	18	94
Raise	4	94	1	75	5	90
Wick / Soft Peeling	0	-	0	-	0	-
Freeze	0	-	0	-	0	-
Take-out	19	87	30	83	49	85
Hit and Roll	15	77	18	79	33	78
Clearing	28	97	14	86	42	93
Double Take-out	14	80	9	56	23	71
Promotion Take-out	5	40	5	60	10	50
not considered	0	-	0	-	0	-
All Draws	37	82	22	69	59	77
All Take-outs	81	85	76	78	157	81
Total	118	84	98	76	216	80

#### SVAE Christoffer

Type	Second		Right-handed		Total	
	In-turn	%	Out-turn	%	Total	%
Draw	19	71	12	83	31	76
Front	6	100	2	100	8	100
Guard	13	90	9	81	22	86
Raise	2	75	1	100	3	83
Wick / Soft Peeling	1	100	0	-	1	100
Freeze	0	-	0	-	0	-
Take-out	18	78	29	83	47	81
Hit and Roll	20	85	14	84	34	85
Clearing	31	97	21	100	52	98
Double Take-out	3	92	5	80	8	84
Promotion Take-out	7	43	3	100	10	60
not considered	0	-	0	-	0	-
All Draws	41	82	24	84	65	83
All Take-outs	79	84	72	89	151	86
Total	120	84	96	88	216	85

#### PETERSSON Haavard Vad

Type	Lead		Right-handed		Total	
	In-turn	%	Out-turn	%	Total	%
Draw	18	89	73	90	91	90
Front	13	100	41	93	54	94
Guard	2	100	12	77	14	80
Raise	2	88	0	-	2	88
Wick / Soft Peeling	5	40	8	63	13	54
Freeze	0	-	0	-	0	-
Take-out	6	88	21	90	27	90
Hit and Roll	3	75	1	75	4	75
Clearing	1	100	1	100	2	100
Double Take-out	1	75	0	-	1	75
Promotion Take-out	0	-	0	-	0	-
not considered	3	-	5	-	8	-
All Draws	40	87	134	88	174	88
All Take-outs	11	84	23	90	34	88
Total	51	86	157	88	208	88

#### LOEVOLD Thomas

Type	Alternate		Right-handed		Total	
	In-turn	%	Out-turn	%	Total	%
Draw	0	-	0	-	0	-
Front	0	-	0	-	0	-
Guard	0	-	0	-	0	-
Raise	0	-	0	-	0	-
Wick / Soft Peeling	0	-	0	-	0	-
Freeze	0	-	0	-	0	-
Take-out	0	-	0	-	0	-
Hit and Roll	0	-	0	-	0	-
Clearing	0	-	0	-	0	-
Double Take-out	0	-	0	-	0	-
Promotion Take-out	0	-	0	-	0	-
not considered	0	-	0	-	0	-
All Draws	0	-	0	-	0	-
All Take-outs	0	-	0	-	0	-
Total	0	-	0	-	0	-

#### Team: NOR - Norway

Type	In-turn	%	Out-turn	%	Total	%
Draw	90	80	124	85	214	83
Front	20	100	47	94	67	96
Guard	32	95	32	83	64	89
Raise	12	81	9	83	21	82
Wick / Soft Peeling	6	50	9	67	15	60
Freeze	1	0	1	0	2	0
Take-out	68	88	111	87	179	88
Hit and Roll	50	80	45	77	95	79
Clearing	67	96	46	96	113	96
Double Take-out	31	78	23	68	54	74
Promotion Take-out	14	50	14	73	28	62
not considered	3	-	7	-	10	-
All Draws	161	84	222	85	383	85
All Take-outs	230	85	239	84	469	85
Total	391	84	461	85	852	85



## SCORING ANALYSIS / ANALYSE DES POINTS MARQUÉS

As of SAT 27 FEB 2010 / En date du SAM 27 FÉV 2010

Team	Games		Stolen Ends	Points Scored						Total	Plus / Minus
				0	1	2	3	4	>4		
CAN - Canada	11	For	9	10	19	16	6	2	2	87	+45
		Against	6	9	26	5	2	0	0	42	
NOR - Norway	11	For	10	6	24	19	4	0	0	74	+20
		Against	3	12	31	7	3	0	0	54	
GBR - Great Britain	10	For	11	11	22	13	5	0	0	63	+12
		Against	7	10	18	15	1	0	0	51	
SUI - Switzerland	11	For	10	15	27	13	2	1	0	63	+8
		Against	10	9	28	12	1	0	0	55	
SWE - Sweden	12	For	10	8	29	13	3	0	0	64	-5
		Against	15	17	33	15	2	0	0	69	
CHN - People's Republic of China	9	For	9	4	27	5	5	0	0	52	-8
		Against	6	4	20	13	2	2	0	60	
GER - Germany	9	For	9	6	23	11	1	0	0	48	-12
		Against	9	4	20	15	2	1	0	60	
USA - United States of America	9	For	10	10	23	10	0	0	0	43	-16
		Against	15	7	27	10	4	0	0	59	
DEN - Denmark	9	For	9	3	26	6	1	1	0	45	-18
		Against	9	12	16	10	6	1	1	63	
FRA - France	9	For	8	15	18	8	1	0	0	37	-26
		Against	15	4	19	12	5	0	1	63	
Total	50		95	88	238	114	28	4	2	576	

### NOTES

Stolen ends are the ends won without the last stone advantage

### LEGEND

>4 More than four points scored



**SUMMARY OF BIG ENDS**  
**RÉSUMÉ DES MANCHES AVEC UN HAUT POINTAGE**

As of SAT 27 FEB 2010 / En date du SAM 27 FÉV 2010

Points Scored	By	Against	Session	End	Game Score
5	CAN - Canada	FRA - France	5	4	12 : 5
5	CAN - Canada	DEN - Denmark	6	4	10 : 3
4	CAN - Canada	CHN - People's Republic of China	12	1	10 : 3
4	CAN - Canada	CHN - People's Republic of China	12	7	10 : 3
4	DEN - Denmark	GER - Germany	9	4	9 : 5
4	SUI - Switzerland	DEN - Denmark	1	7	6 : 5

**NOTES**

Big ends are defined as ends with a score of four or more points.



## TIME-OUT STATISTICS / STATISTIQUES DE TEMPS D'ARRÊT

As of SAT 27 FEB 2010 / En date du SAM 27 FÉV 2010

Team	Games	Number of Time-outs	Average Percentage on Next Stone
CAN - Canada	11	3	83%
SWE - Sweden	12	13	82%
DEN - Denmark	9	13	80%
CHN - People's Republic of China	9	11	75%
GER - Germany	9	11	75%
FRA - France	9	8	68%
NOR - Norway	11	8	68%
SUI - Switzerland	11	18	68%
GBR - Great Britain	10	11	63%
USA - United States of America	9	12	62%
Total	50	108	72%



## GAME RESULTS / RÉSULTATS DE LA PARTIE

SAT 27 FEB 2010 / SAM 27 FÉV 2010 START TIME / DÉBUT 9:00

Sheet	Round	Team	LSFE	1	2	3	4	5	6	7	8	9	10	Extra	Ends	Total
C	12	SWE - Sweden		0	1	0	0	2	0	1	0	0	0			4
	11	SUI - Switzerland	*	1	0	0	1	0	1	0	0	0	2			5

SWE - Sweden		Game	All
4 S	EDIN Niklas	83 %	80 %
3	KRAUPP Sebastian	79 %	81 %
2	LINDBERG Fredrik	76 %	82 %
1	KJAEELL Viktor	80 %	82 %
A	ERIKSSON Oskar	- %	- %
Team Total		79 %	81 %

SUI - Switzerland		Game	All
4	STOECKLI Ralph	92 %	80 %
3	HAUSER Jan	79 %	81 %
2 S	EGGLER Markus	80 %	84 %
1	STRUEBIN Simon	85 %	84 %
A	MUELLER Toni	- %	- %
Team Total		84 %	82 %

Time remaining: 0 minutes 57 seconds

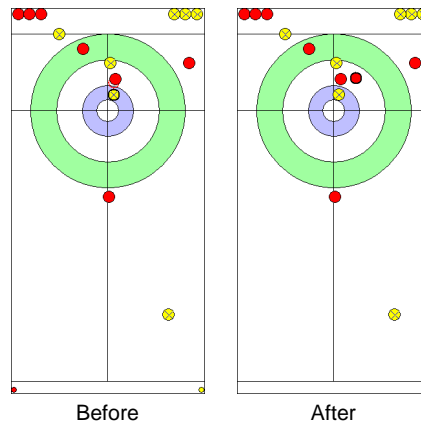
Time-out: end 7, SWE-6; end 10, SWE-8

Time remaining: 0 minutes 24 seconds

Time-out: end 7, SUI-8; end 9, SUI-5

### Most Important Shot:

Swedish Skip EDIN N was slightly heavy on a critical Draw to the button, rubbing off Switzerland's shot stone, and rolling to the back 8 foot. This gave Switzerland a Draw to score two points and the Bronze Medal.



End: 10  
Team: SWE  
Player: EDIN N  
Stone: Fourth, 2nd stone  
Task: Draw  
Handle: Out-turn  
Points: 0%

● : SWE  
● : SUI

### NOTES

Team position and functions are attached to each team member's name as follows:  
4 = Fourth, 3 = Third, 2 = Second, 1 = Lead, A = Alternate, S = Skip

### LEGEND

LSFE (\*) Last stone first end



## SESSION REVIEW / SYNTHÈSE DE LA SESSION

SAT 27 FEB 2010 / SAM 27 FÉV 2010 START TIME / DÉBUT 9:00

### Men: Bronze medal match - SUI 5-4 SWE

VANCOUVER, Feb 27 - Switzerland defeated Sweden 5-4 to take the Bronze medal in the Men's Curling tournament at the Vancouver Olympic Centre on Saturday.

Steady play defined the early ends of the game, a rematch of the European Championship last December in Aberdeen, Great Britain, which Sweden won 6-5 in 11 ends.

The first deuce, set up with fine hitting by Swedish second Fredrik LINDBERG (SWE) and third Sebastian KRAUPP (SWE), came in the fifth, and put Sweden up 3-2.

The teams traded singles in the sixth and seventh. The eighth was blanked.

Switzerland went to the ninth down 4-3, but with the hammer, and stacked up rocks along the centre line. Swedish skip Niklas EDIN (SWE) was facing four counters with his second stone and blasted them all out at once. The Swiss took another blank and carried the hammer into the 10th end.

In the 10th, EDIN, with his second stone, had a draw to the button to give Sweden shot rock behind cover to diminish Switzerland's chances for a closing deuce. But he had neither the weight nor the line and left Swiss fourth Ralph STOECKLI (SUI) the same draw to the button for the Swiss win.

Switzerland had previously won a Gold medal in Men's Curling at the Nagano 1998 Olympic Winter Games and a Bronze at Salt Lake City 2002. Saturday's Bronze was the first Olympic medal for each member of the Swiss rink except skip Markus EGGLER (SUI), who was a member of the Bronze-winning team at Salt Lake City.

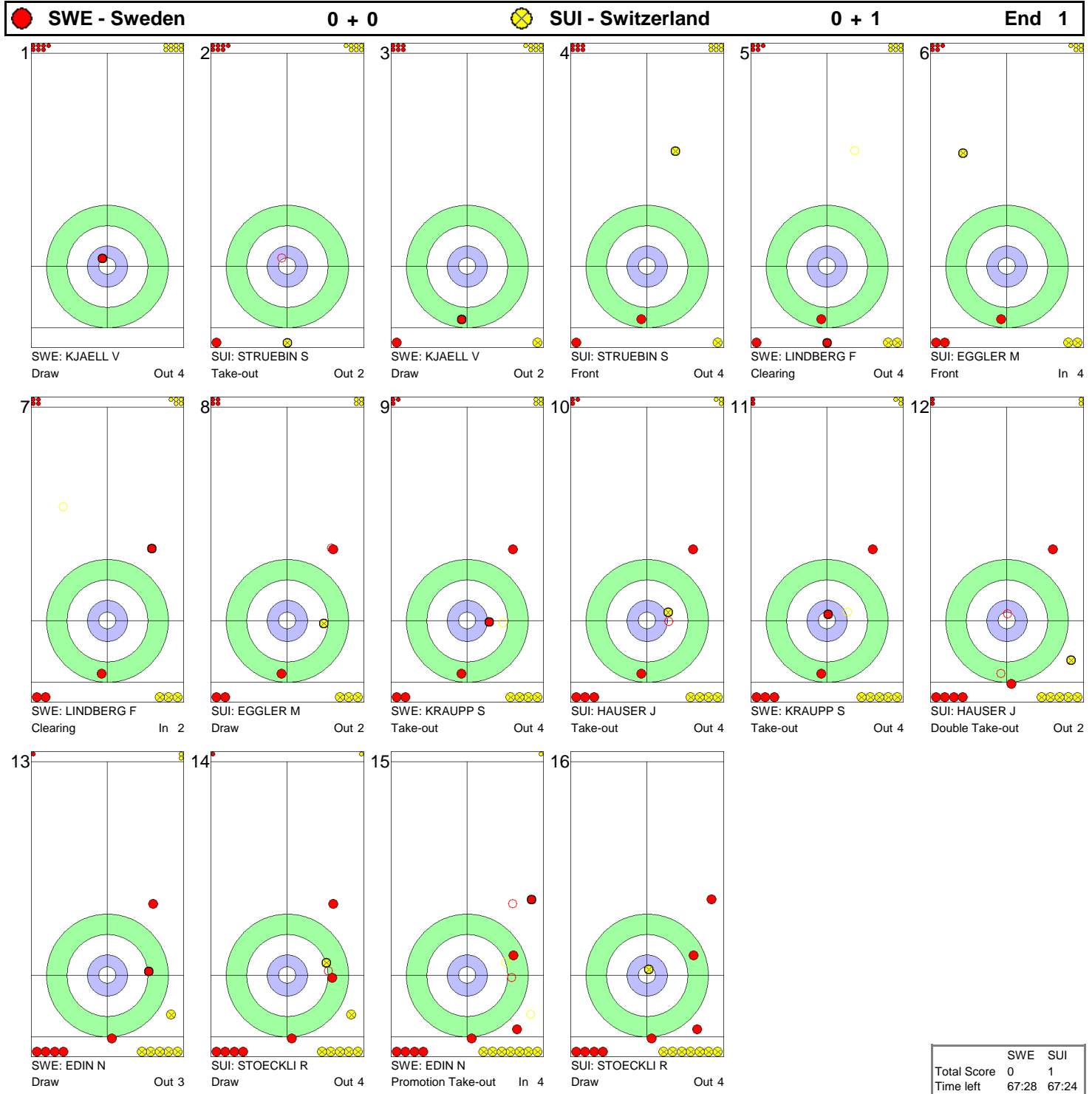
Switzerland and Sweden also met in the 2002 Bronze medal match, in which Switzerland, with EGGLER as part of the rink, beat Sweden 7-3.





## GAME - SHOT BY SHOT / DÉROULEMENT DE LA PARTIE

SAT 27 FEB 2010 / SAM 27 FÉV 2010 START TIME / DÉBUT 9:00





## GAME - SHOT BY SHOT / DÉROULEMENT DE LA PARTIE

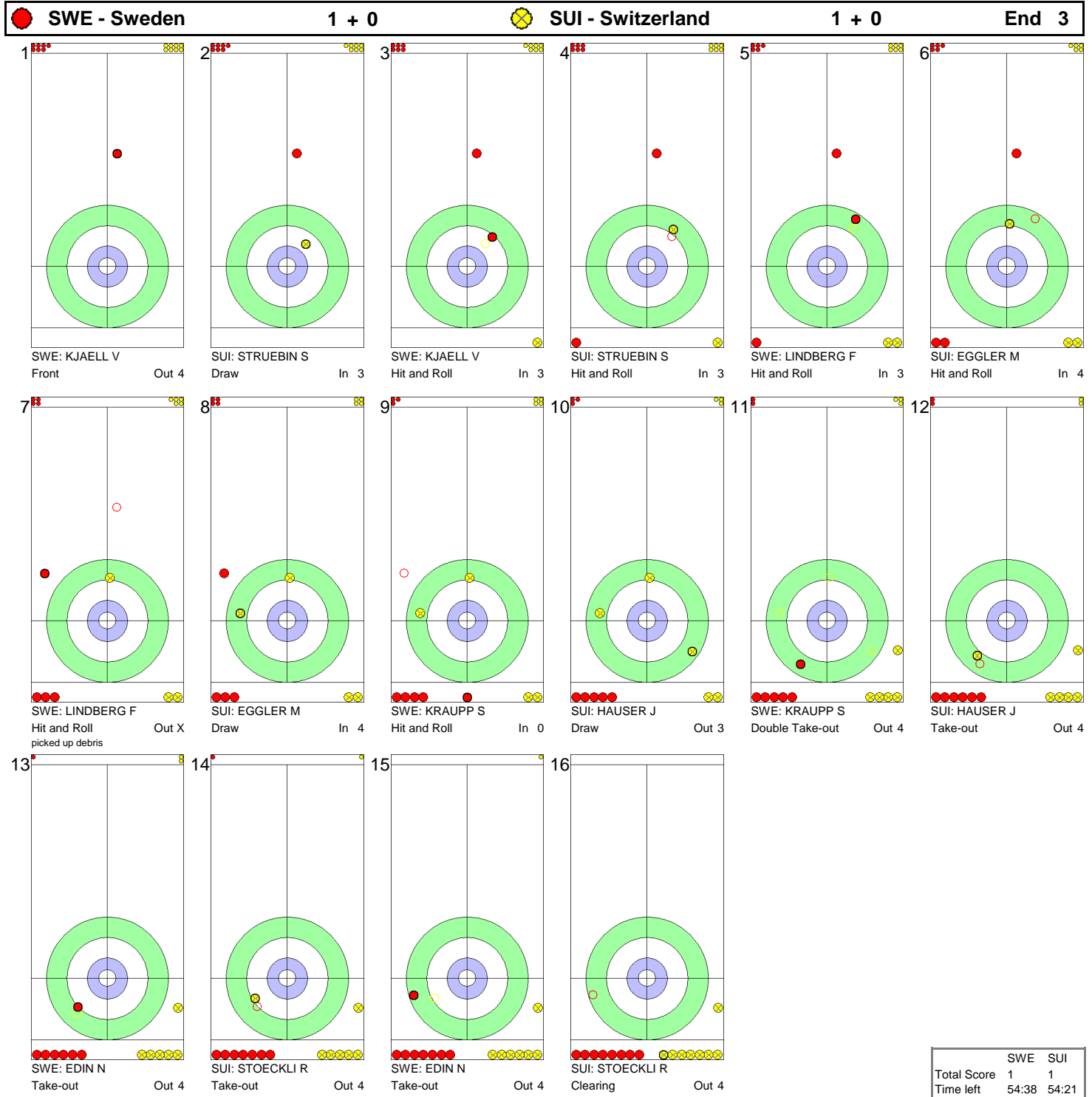
SAT 27 FEB 2010 / SAM 27 FÉV 2010 START TIME / DÉBUT 9:00





## GAME - SHOT BY SHOT / DÉROULEMENT DE LA PARTIE

SAT 27 FEB 2010 / SAM 27 FÉV 2010 START TIME / DÉBUT 9:00

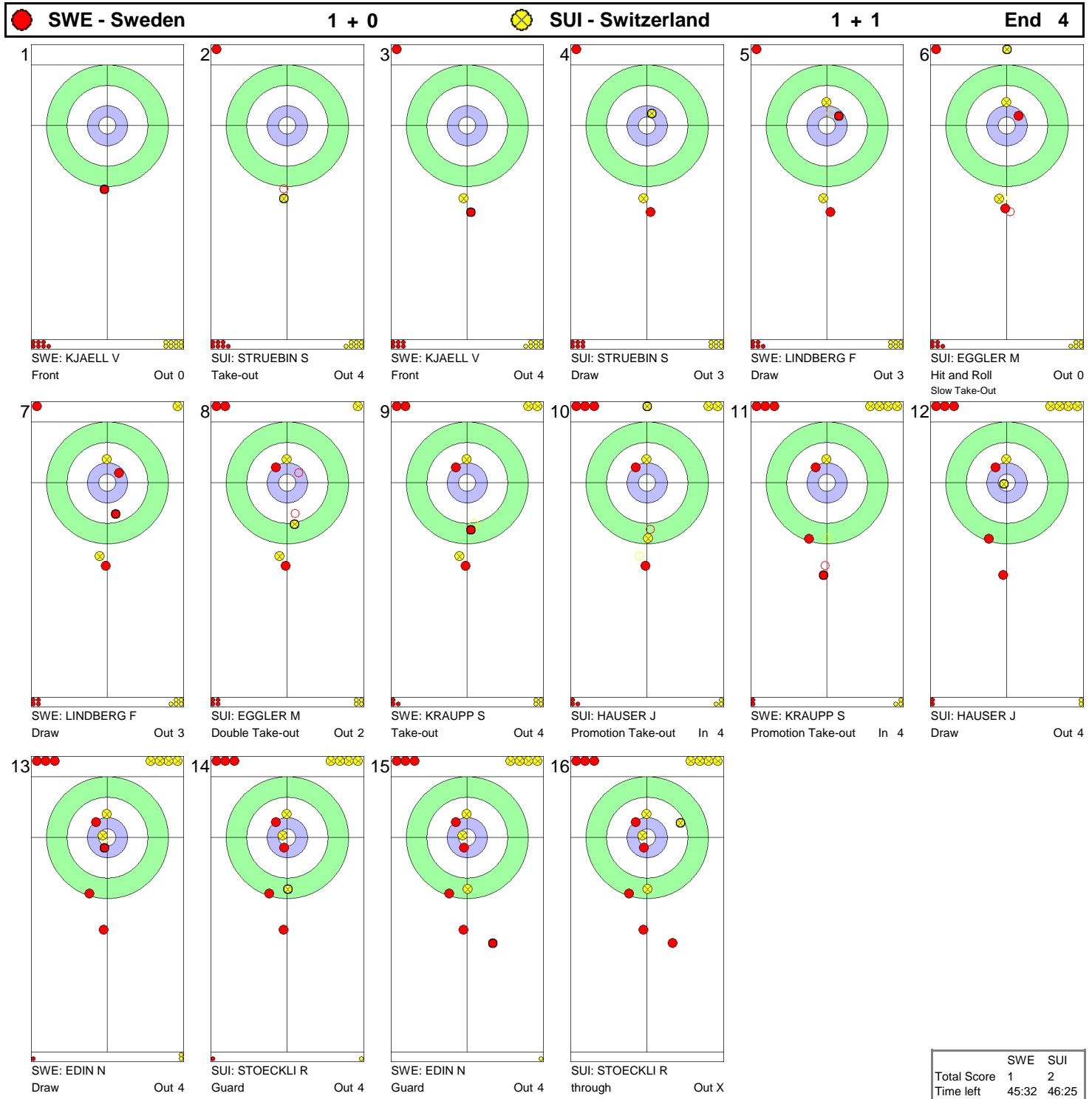


	SWE	SUI
Total Score	1	1
Time left	54:38	54:21



## GAME - SHOT BY SHOT / DÉROULEMENT DE LA PARTIE

SAT 27 FEB 2010 / SAM 27 FÉV 2010 START TIME / DÉBUT 9:00



	SWE	SUI
Total Score	1	2
Time left	45:32	46:25



## GAME - SHOT BY SHOT / DÉROULEMENT DE LA PARTIE

SAT 27 FEB 2010 / SAM 27 FÉV 2010 START TIME / DÉBUT 9:00

**SWE - Sweden** 1 + 2 **SUI - Switzerland** 2 + 0 **End 5**

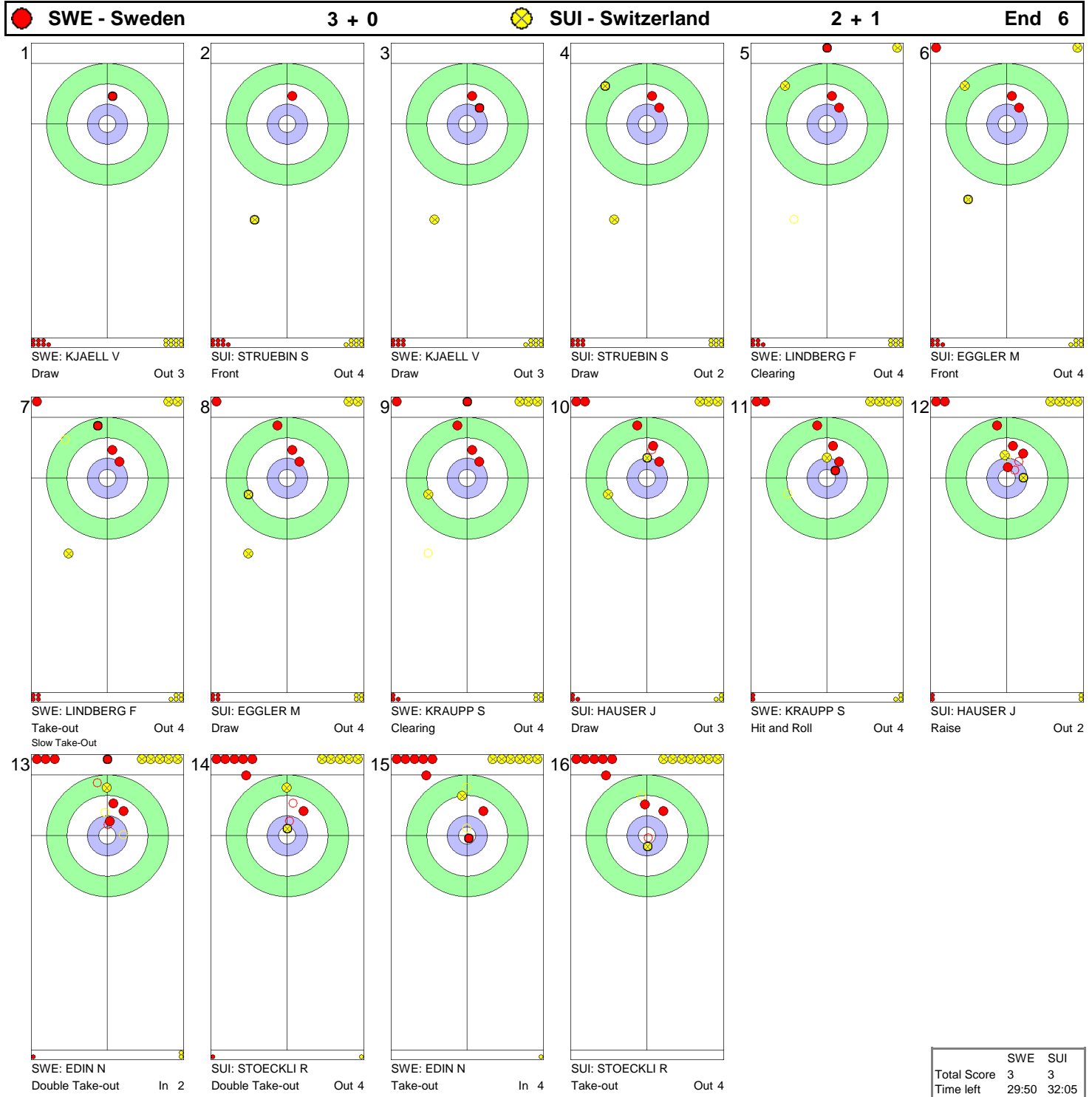


	SWE	SUI
Total Score	3	2
Time left	38:58	39:34



## GAME - SHOT BY SHOT / DÉROULEMENT DE LA PARTIE

SAT 27 FEB 2010 / SAM 27 FÉV 2010 START TIME / DÉBUT 9:00

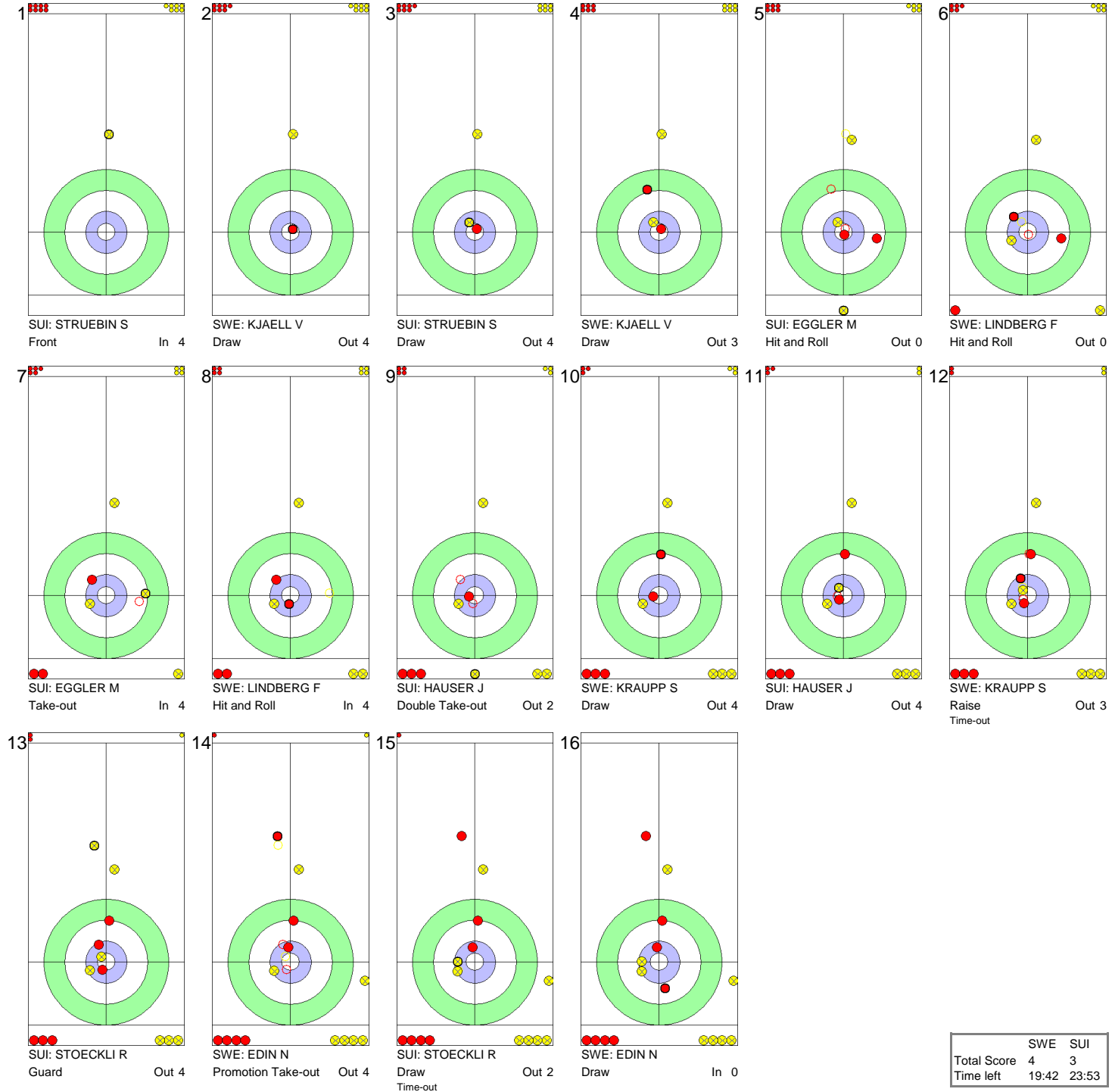




## GAME - SHOT BY SHOT / DÉROULEMENT DE LA PARTIE

SAT 27 FEB 2010 / SAM 27 FÉV 2010 START TIME / DÉBUT 9:00

**SWE - Sweden** 3 + 1 **SUI - Switzerland** 3 + 0 **End 7**

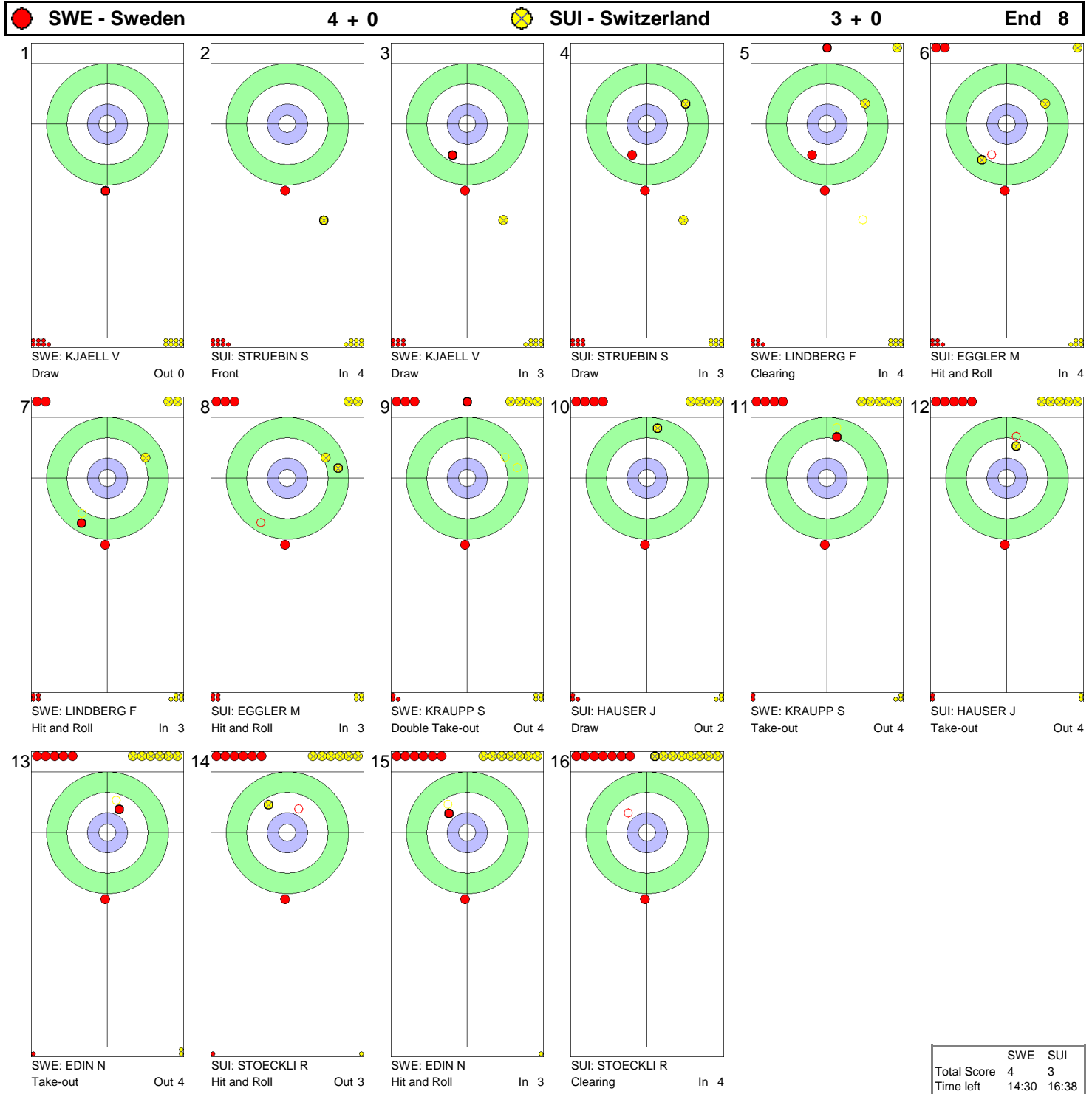


	SWE	SUI
Total Score	4	3
Time left	19:42	23:53



## GAME - SHOT BY SHOT / DÉROULEMENT DE LA PARTIE

SAT 27 FEB 2010 / SAM 27 FÉV 2010 START TIME / DÉBUT 9:00

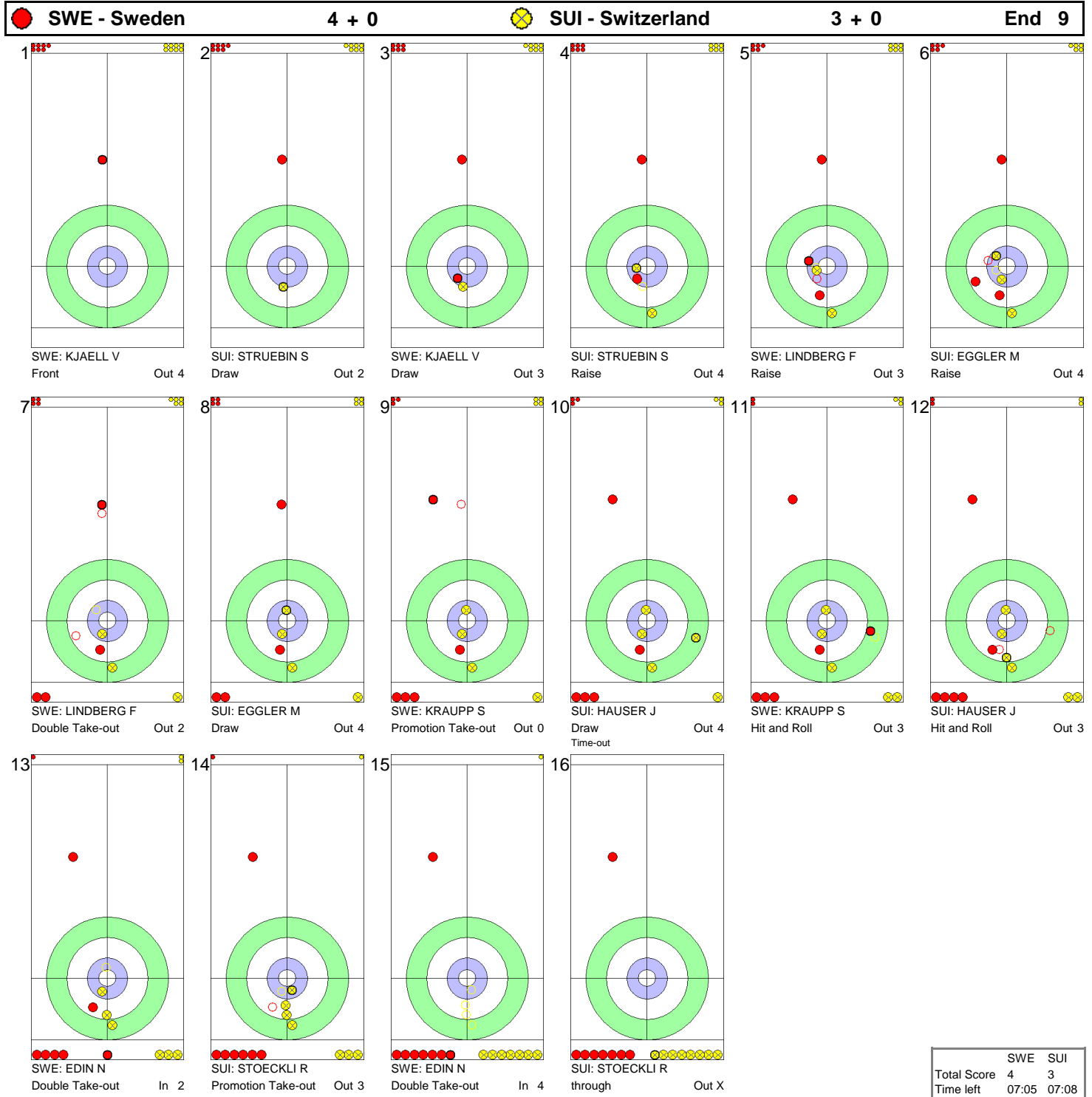






## GAME - SHOT BY SHOT / DÉROULEMENT DE LA PARTIE

SAT 27 FEB 2010 / SAM 27 FÉV 2010 START TIME / DÉBUT 9:00





## GAME - SHOT BY SHOT / DÉROULEMENT DE LA PARTIE

SAT 27 FEB 2010 / SAM 27 FÉV 2010 START TIME / DÉBUT 9:00

**SWE - Sweden** 4 + 0 **SUI - Switzerland** 3 + 2 **End 10**





**CUMULATIVE PLAYER STATISTICS BY TEAM**  
**STATISTIQUES CUMULÉES DES JOUEURS PAR ÉQUIPE**

As of SAT 27 FEB 2010 / En date du SAM 27 FÉV 2010

**SUI - Switzerland**

**STOECKLI Ralph**

Type	In-turn		Out-turn		Total	
	%	%	%	%	%	%
Draw	32	65	29	79	61	72
Front	0	-	0	-	0	-
Guard	4	88	7	89	11	89
Raise	3	67	9	92	12	85
Wick / Soft Peeling	1	100	1	100	2	100
Freeze	1	50	0	-	1	50
Take-out	14	79	42	94	56	90
Hit and Roll	5	30	28	84	33	76
Clearing	8	100	8	94	16	97
Double Take-out	6	54	9	72	15	65
Promotion Take-out	0	-	3	58	3	58
not considered	4	-	2	-	6	-
All Draws	41	68	46	84	87	76
All Take-outs	33	72	90	88	123	83
Total	74	70	136	86	210	80

**HAUSER Jan**

Type	In-turn		Out-turn		Total	
	%	%	%	%	%	%
Draw	27	64	36	80	63	73
Front	2	50	1	100	3	67
Guard	3	75	16	89	19	87
Raise	1	75	7	71	8	72
Wick / Soft Peeling	0	-	0	-	0	-
Freeze	0	-	0	-	0	-
Take-out	13	92	29	91	42	92
Hit and Roll	9	67	18	78	27	74
Clearing	3	92	31	98	34	98
Double Take-out	5	60	15	67	20	65
Promotion Take-out	2	100	2	100	4	100
not considered	0	-	0	-	0	-
All Draws	33	64	60	82	93	76
All Take-outs	32	80	95	87	127	86
Total	65	72	155	85	220	81

**EGGLER Markus**

Type	In-turn		Out-turn		Total	
	%	%	%	%	%	%
Draw	17	68	26	75	43	72
Front	7	86	5	75	12	81
Guard	5	70	8	94	13	85
Raise	1	50	5	95	6	88
Wick / Soft Peeling	0	-	1	50	1	50
Freeze	0	-	0	-	0	-
Take-out	10	85	11	86	21	86
Hit and Roll	14	84	19	75	33	79
Clearing	8	94	55	91	63	92
Double Take-out	8	94	18	83	26	87
Promotion Take-out	0	-	2	100	2	100
not considered	0	-	0	-	0	-
All Draws	30	72	45	80	75	77
All Take-outs	40	88	105	87	145	87
Total	70	81	150	85	220	84

**STRUEBIN Simon**

Type	In-turn		Out-turn		Total	
	%	%	%	%	%	%
Draw	36	74	53	86	89	81
Front	19	93	46	90	65	91
Guard	4	75	11	77	15	77
Raise	2	88	6	92	8	91
Wick / Soft Peeling	0	-	6	79	6	79
Freeze	0	-	0	-	0	-
Take-out	1	0	17	91	18	86
Hit and Roll	3	83	6	75	9	78
Clearing	1	100	0	-	1	100
Double Take-out	1	50	1	50	2	50
Promotion Take-out	0	-	0	-	0	-
not considered	1	-	6	-	7	-
All Draws	61	81	122	86	183	85
All Take-outs	6	67	24	85	30	82
Total	67	79	146	86	213	84

**MUELLER Toni**

Type	In-turn		Out-turn		Total	
	%	%	%	%	%	%
Draw	0	-	0	-	0	-
Front	0	-	0	-	0	-
Guard	0	-	0	-	0	-
Raise	0	-	0	-	0	-
Wick / Soft Peeling	0	-	0	-	0	-
Freeze	0	-	0	-	0	-
Take-out	0	-	0	-	0	-
Hit and Roll	0	-	0	-	0	-
Clearing	0	-	0	-	0	-
Double Take-out	0	-	0	-	0	-
Promotion Take-out	0	-	0	-	0	-
not considered	0	-	0	-	0	-
All Draws	0	-	0	-	0	-
All Take-outs	0	-	0	-	0	-
Total	0	-	0	-	0	-

**Team: SUI - Switzerland**

Type	In-turn		Out-turn		Total	
	%	%	%	%	%	%
Draw	112	68	144	81	256	75
Front	28	88	52	88	80	88
Guard	16	77	42	87	58	84
Raise	7	71	27	87	34	84
Wick / Soft Peeling	1	100	8	78	9	81
Freeze	1	50	0	-	1	50
Take-out	38	83	99	92	137	89
Hit and Roll	31	70	71	79	102	76
Clearing	20	96	94	94	114	94
Double Take-out	20	71	43	74	63	73
Promotion Take-out	2	100	7	82	9	86
not considered	5	-	8	-	13	-
All Draws	165	73	273	84	438	80
All Take-outs	111	80	314	87	425	85
Total	276	76	587	86	863	82



## CUMULATIVE PLAYER STATISTICS BY TEAM STATISTIQUES CUMULÉES DES JOUEURS PAR ÉQUIPE

As of SAT 27 FEB 2010 / En date du SAM 27 FÉV 2010

### SWE - Sweden

#### EDIN Niklas

Type	In-turn		Skip		Right-handed	
	In-turn	%	Out-turn	%	Total	%
Draw	23	70	38	86	61	80
Front	0	-	0	-	0	-
Guard	4	81	10	95	14	91
Raise	8	66	7	86	15	75
Wick / Soft Peeling	2	50	0	-	2	50
Freeze	1	100	1	100	2	100
Take-out	22	81	27	89	49	85
Hit and Roll	20	86	11	82	31	85
Clearing	7	100	10	100	17	100
Double Take-out	13	65	17	65	30	65
Promotion Take-out	6	58	11	52	17	54
not considered	1	-	1	-	2	-
All Draws	38	70	56	88	94	80
All Take-outs	68	79	76	79	144	79
Total	106	76	132	82	238	80

#### KJAEELL Viktor

Type	In-turn		Lead		Right-handed	
	In-turn	%	Out-turn	%	Total	%
Draw	54	74	42	77	96	75
Front	70	97	30	93	100	96
Guard	6	54	3	67	9	58
Raise	7	64	2	75	9	67
Wick / Soft Peeling	2	50	8	44	10	45
Freeze	0	-	0	-	0	-
Take-out	5	90	6	92	11	91
Hit and Roll	2	75	3	50	5	60
Clearing	1	100	1	100	2	100
Double Take-out	0	-	0	-	0	-
Promotion Take-out	0	-	0	-	0	-
not considered	0	-	2	-	2	-
All Draws	139	84	85	79	224	82
All Take-outs	8	88	10	80	18	83
Total	147	84	95	79	242	82

#### KRAUPP Sebastian

Type	In-turn		Third		Right-handed	
	In-turn	%	Out-turn	%	Total	%
Draw	21	77	21	81	42	79
Front	5	100	3	100	8	100
Guard	8	84	9	89	17	87
Raise	5	70	12	83	17	79
Wick / Soft Peeling	1	100	0	-	1	100
Freeze	1	100	0	-	1	100
Take-out	18	89	21	88	39	88
Hit and Roll	19	70	24	84	43	78
Clearing	15	87	15	93	30	90
Double Take-out	11	70	19	82	30	78
Promotion Take-out	7	54	9	50	16	52
not considered	0	-	0	-	0	-
All Draws	41	82	45	84	86	83
All Take-outs	70	77	88	83	158	80
Total	111	79	133	83	244	81

#### ERIKSSON Oskar

Type	In-turn		Alternate		Left-handed	
	In-turn	%	Out-turn	%	Total	%
Draw	0	-	0	-	0	-
Front	0	-	0	-	0	-
Guard	0	-	0	-	0	-
Raise	0	-	0	-	0	-
Wick / Soft Peeling	0	-	0	-	0	-
Freeze	0	-	0	-	0	-
Take-out	0	-	0	-	0	-
Hit and Roll	0	-	0	-	0	-
Clearing	0	-	0	-	0	-
Double Take-out	0	-	0	-	0	-
Promotion Take-out	0	-	0	-	0	-
not considered	0	-	0	-	0	-
All Draws	0	-	0	-	0	-
All Take-outs	0	-	0	-	0	-
Total	0	-	0	-	0	-

#### LINDBERG Fredrik

Type	In-turn		Second		Right-handed	
	In-turn	%	Out-turn	%	Total	%
Draw	34	74	28	77	62	75
Front	10	85	4	100	14	89
Guard	5	80	3	75	8	78
Raise	11	77	6	83	17	79
Wick / Soft Peeling	0	-	0	-	0	-
Freeze	0	-	0	-	0	-
Take-out	9	100	14	96	23	98
Hit and Roll	26	63	21	76	47	69
Clearing	27	94	25	98	52	96
Double Take-out	4	88	12	79	16	81
Promotion Take-out	2	88	2	75	4	81
not considered	0	-	1	-	1	-
All Draws	60	77	41	80	101	78
All Take-outs	68	82	74	88	142	85
Total	128	80	115	85	243	82

#### Team: SWE - Sweden

Type	In-turn	%	Out-turn	%	Total	%
Draw	132	74	129	80	261	77
Front	85	96	37	95	122	95
Guard	23	75	25	87	48	81
Raise	31	70	27	83	58	76
Wick / Soft Peeling	5	60	8	44	13	50
Freeze	2	100	1	100	3	100
Take-out	54	88	68	90	122	89
Hit and Roll	67	72	59	79	126	75
Clearing	50	93	51	97	101	95
Double Take-out	28	71	48	75	76	73
Promotion Take-out	15	60	22	53	37	56
not considered	1	-	4	-	5	-
All Draws	278	80	227	82	505	81
All Take-outs	214	80	248	83	462	81
Total	492	80	475	83	967	81

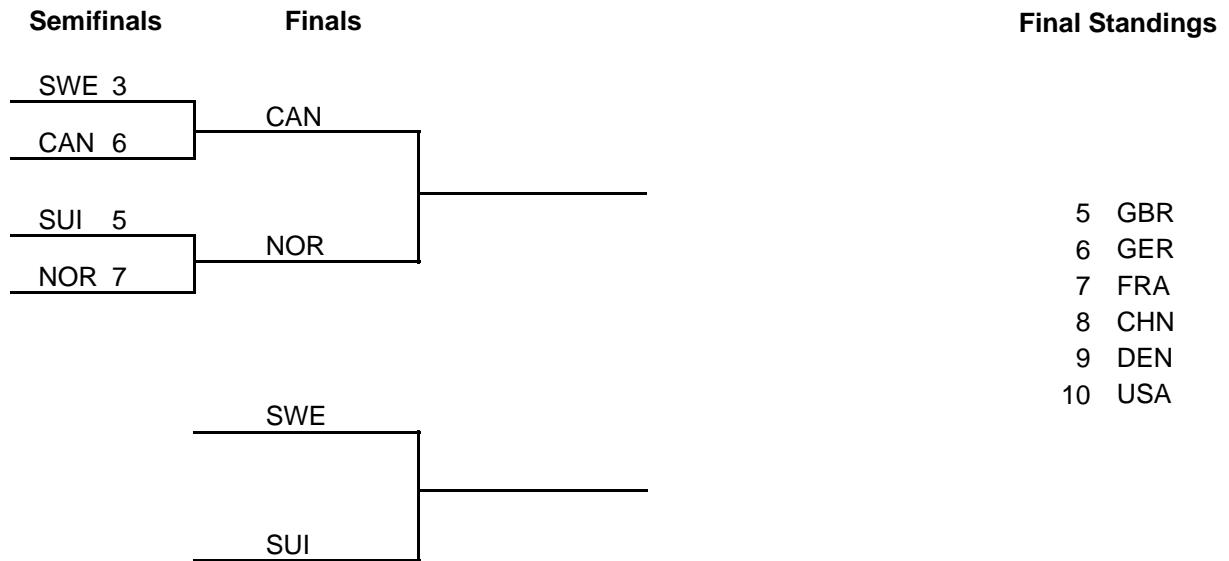


**SESSION RESULTS AND STANDINGS**  
**RÉSULTATS DE LA SESSION ET CLASSEMENT**

THU 25 FEB 2010 / JEU 25 FÉV 2010 START TIME / DÉBUT 14:00

Sheet	Round	Team	LSFE	1	2	3	4	5	6	7	8	9	10	Extra	Ends	Total
B	10	SUI - Switzerland		0	0	0	1	0	2	0	1	0	1			5
	10	NOR - Norway	*	0	1	1	0	2	0	1	0	2	0			7
D	11	SWE - Sweden		0	0	1	0	0	0	0	1	1	X			3
	10	CAN - Canada	*	0	1	0	1	2	2	0	0	0	X			6

**Championship Bracket**



**LEGEND**

LSFE (\*) Last stone first end



## SESSION REVIEW / SYNTHÈSE DE LA SESSION

THU 25 FEB 2010 / JEU 25 FÉV 2010 START TIME / DÉBUT 14:00

### Men: Semifinal - CAN 6-3 SWE, NOR 7-5 SUI

VANCOUVER, Feb 25 - Canada and Norway won their Semifinal matches on Thursday to reach the Curling Gold medal Final on Saturday at the Vancouver Olympic Centre.

Canada beat Sweden 6-3 to extend its unprecedented, undefeated Olympic tournament record to 10 games, while Norway edged Switzerland 7-5.

A combination of lacklustre play by both Canada and Sweden, and the Swedes' emphasis on defence kept scoring low through the first four ends. They went to the fifth with Canada leading 2-1.

In the fifth, Sweden skip Niklas EDIN (SWE) narrowly missed a raise on Canada's shot stone, biting the button with his first stone. After Canada skip Kevin MARTIN's (CAN) second, Canada lay two. EDIN decided against tapping back a Swedish guard at the top of the house for a single, and instead tried to come around the guard for an angle double and a deuce. But he crashed, giving Canada a steal of two and a 4-1 lead at the break.

To that point, each team was Curling almost 10 percentage points below its Round Robin average (74 percent for Sweden and 77 percent for Canada, as opposed to 82 percent and 84 percent in the Round Robin).

EDIN faced another big decision in the next end. The easy option was a draw to the button for a single. The tough one was a triple against three Canada stones clustered around the tee-line in the eight-foot on the left side of the house for a deuce. He chose the triple but only removed one of them, yielding another steal of two.

Those two decisions and throws were decisive. Sweden, down 6-1, never got back into the game and conceded after nine ends.

The Switzerland-Norway match was conservatively played by both sides. Norway led 2-0 after three, after Swiss fourth Ralph STOECKLI (SUI) missed a hit on Norway's shot stone for a Norway steal of one.

The Swiss did well to salvage a single in the fourth. In the fifth, a double by Norway skip Thomas ULSRUD (NOR) on his first stone left his side with the only two stones in the house and led to a Norway deuce, the first of the game. Norway led 4-1 at the break.

The Swiss got a well-engineered two in the sixth to pull within one. The teams traded singles in the seventh and eighth and Norway went to the ninth with the hammer and a 5-4 lead. In the ninth, ULSRUD took out the only two stones in the house, both Swiss, with his first stone, setting up another Norway pair to give his rink a 7-4 lead. The Swiss could manage only a single in the 10th.

Saturday's Bronze medal game between Sweden and Switzerland at 09:00, the Gold medal game at 15:00.



## GAME RESULTS / RÉSULTATS DE LA PARTIE

THU 25 FEB 2010 / JEU 25 FÉV 2010 START TIME / DÉBUT 14:00

Sheet	Round	Team	LSFE	1	2	3	4	5	6	7	8	9	10	Extra	Ends	Total
B	10	SUI - Switzerland		0	0	0	1	0	2	0	1	0	1			5
	10	NOR - Norway	*	0	1	1	0	2	0	1	0	2	0			7

SUI - Switzerland		Game	All
4	STOECKLI Ralph	84 %	79 %
3	HAUSER Jan	80 %	82 %
2 S	EGGLER Markus	84 %	84 %
1	STRUEBIN Simon	93 %	84 %
A	MUELLER Toni	- %	- %
Team Total		85 %	82 %

NOR - Norway		Game	All
4 S	ULSRUD Thomas	89 %	87 %
3	NERGAARD Torger	93 %	80 %
2	SVAE Christoffer	94 %	85 %
1	PETERSSON Haavard Vad	89 %	87 %
A	LOEVOLD Thomas	- %	- %
Team Total		91 %	85 %

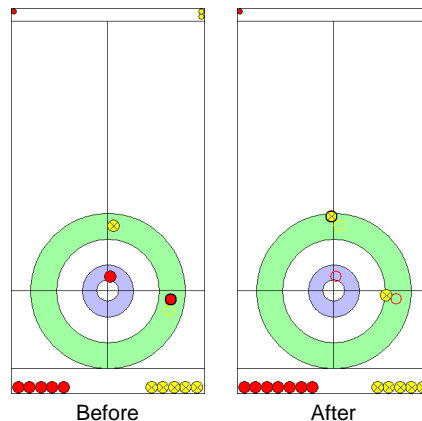
Time remaining: 3 minutes 31 seconds

Time remaining: 6 minutes 27 seconds

Time-out: end 9, SUI-7

### Most Important Shot:

Norwegian Skip ULSRUD T made a Promotion Double Take-out, setting himself up to score two points, which gave him a three point lead and control of the game after 5 ends.



End: 5  
Team: NOR  
Player: ULSRUD T  
Stone: Fourth, 1st stone  
Task: Promotion Take-out  
Handle: In-turn  
Points: 100%

● : SUI  
● : NOR

### NOTES

Team position and functions are attached to each team member's name as follows:  
4 = Fourth, 3 = Third, 2 = Second, 1 = Lead, A = Alternate, S = Skip

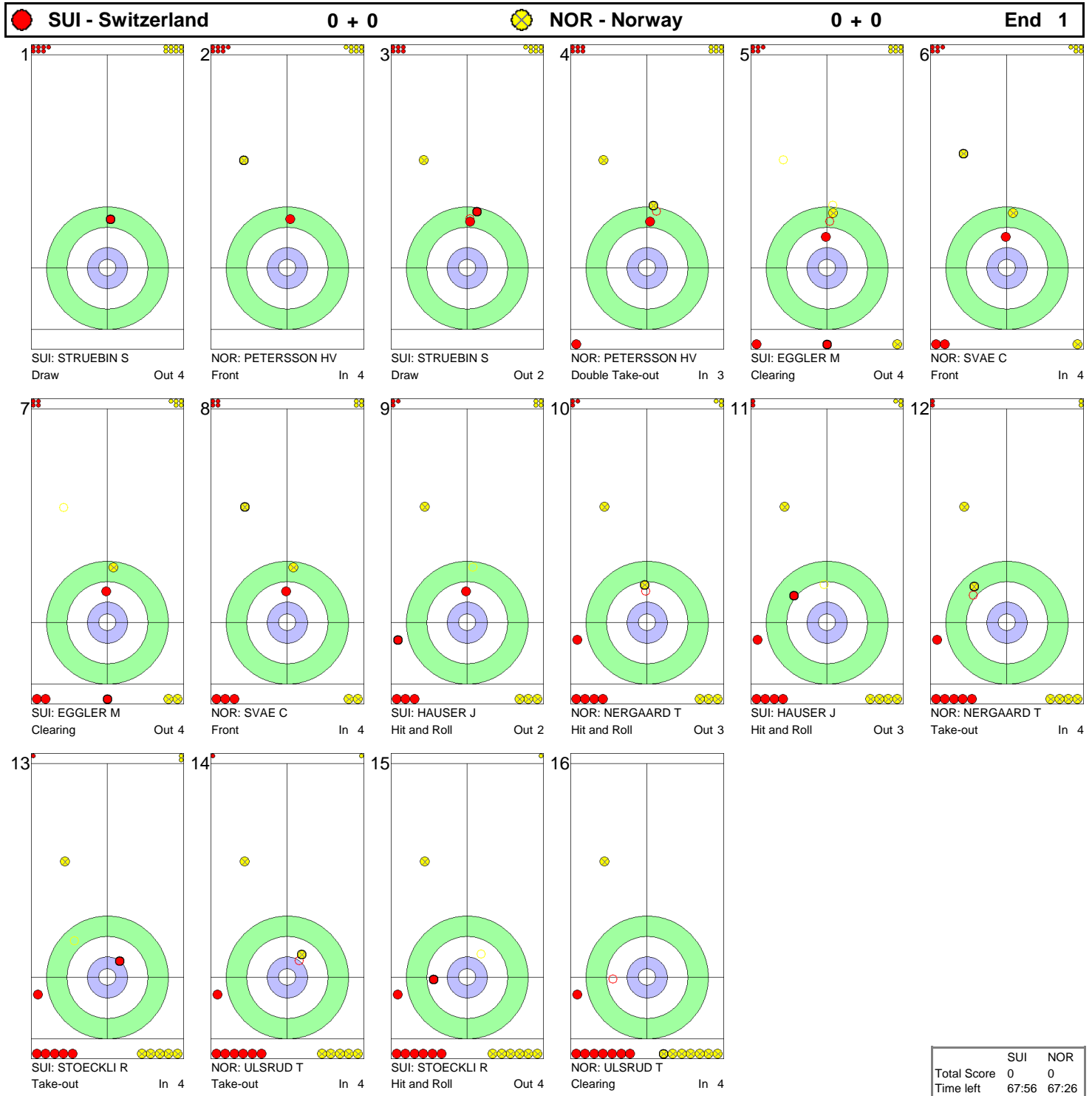
### LEGEND

LSFE (\*) Last stone first end



## GAME - SHOT BY SHOT / DÉROULEMENT DE LA PARTIE

THU 25 FEB 2010 / JEU 25 FÉV 2010 START TIME / DÉBUT 14:00

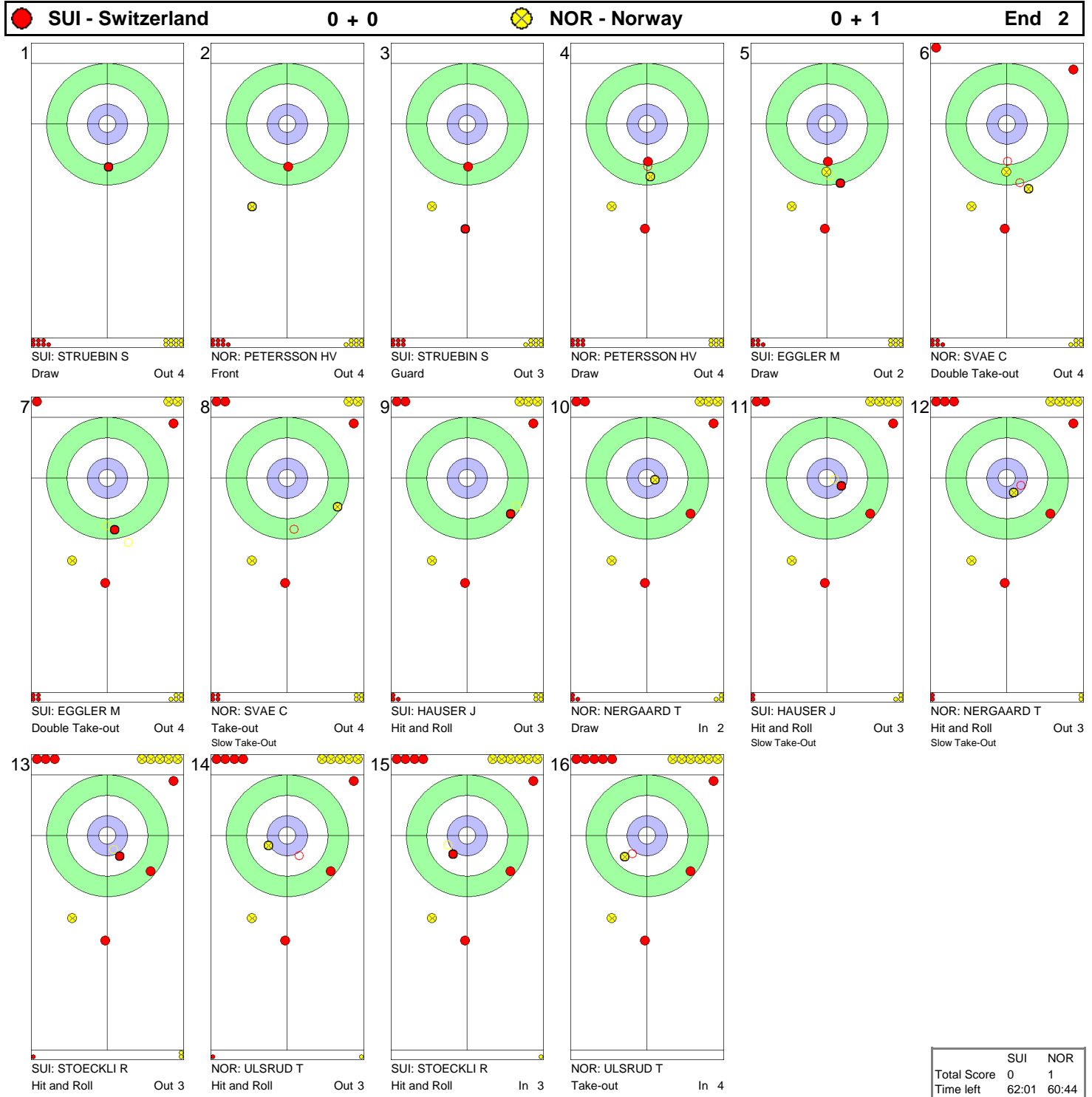






## GAME - SHOT BY SHOT / DÉROULEMENT DE LA PARTIE

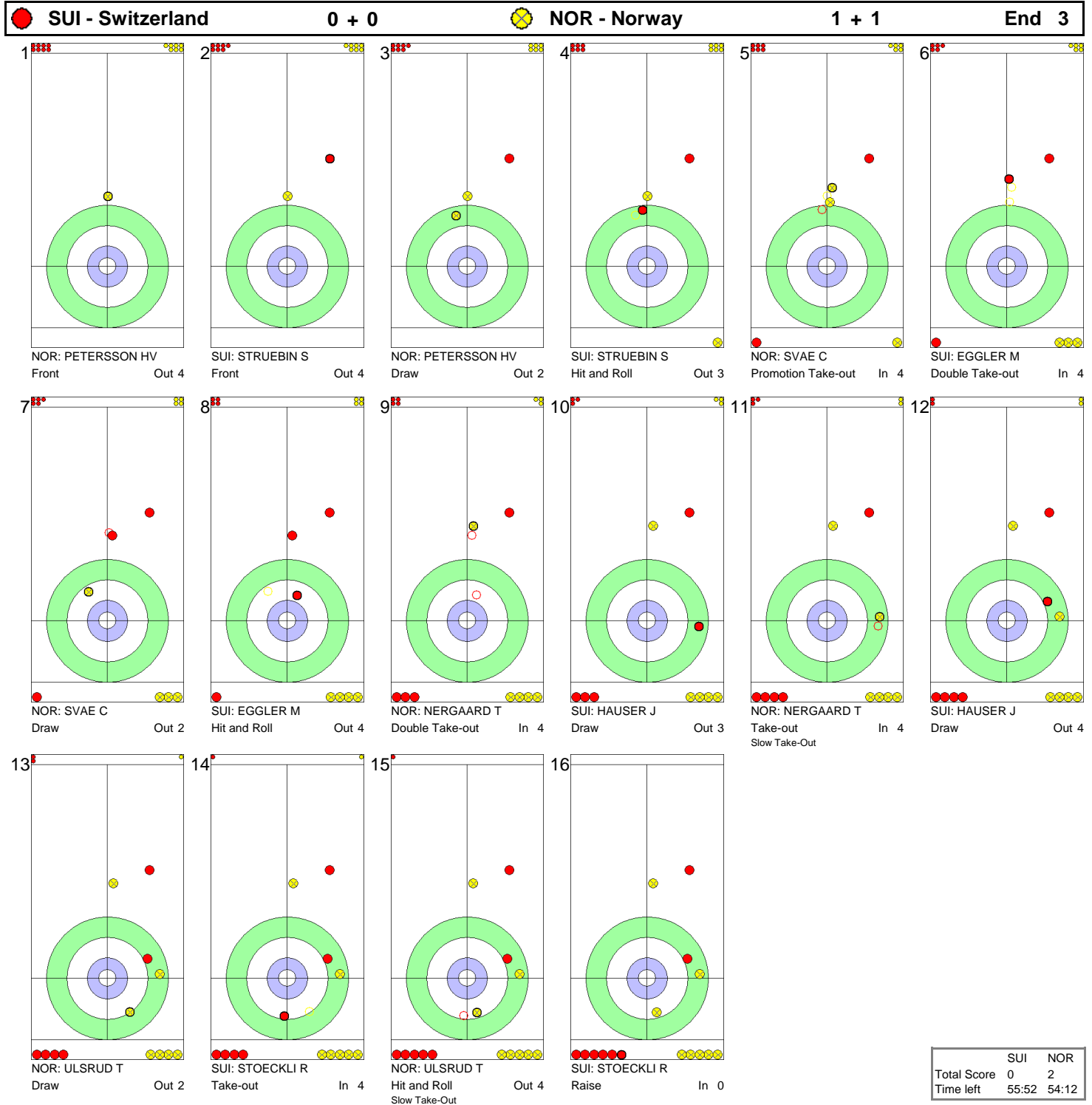
THU 25 FEB 2010 / JEU 25 FÉV 2010 START TIME / DÉBUT 14:00





## GAME - SHOT BY SHOT / DÉROULEMENT DE LA PARTIE

THU 25 FEB 2010 / JEU 25 FÉV 2010 START TIME / DÉBUT 14:00

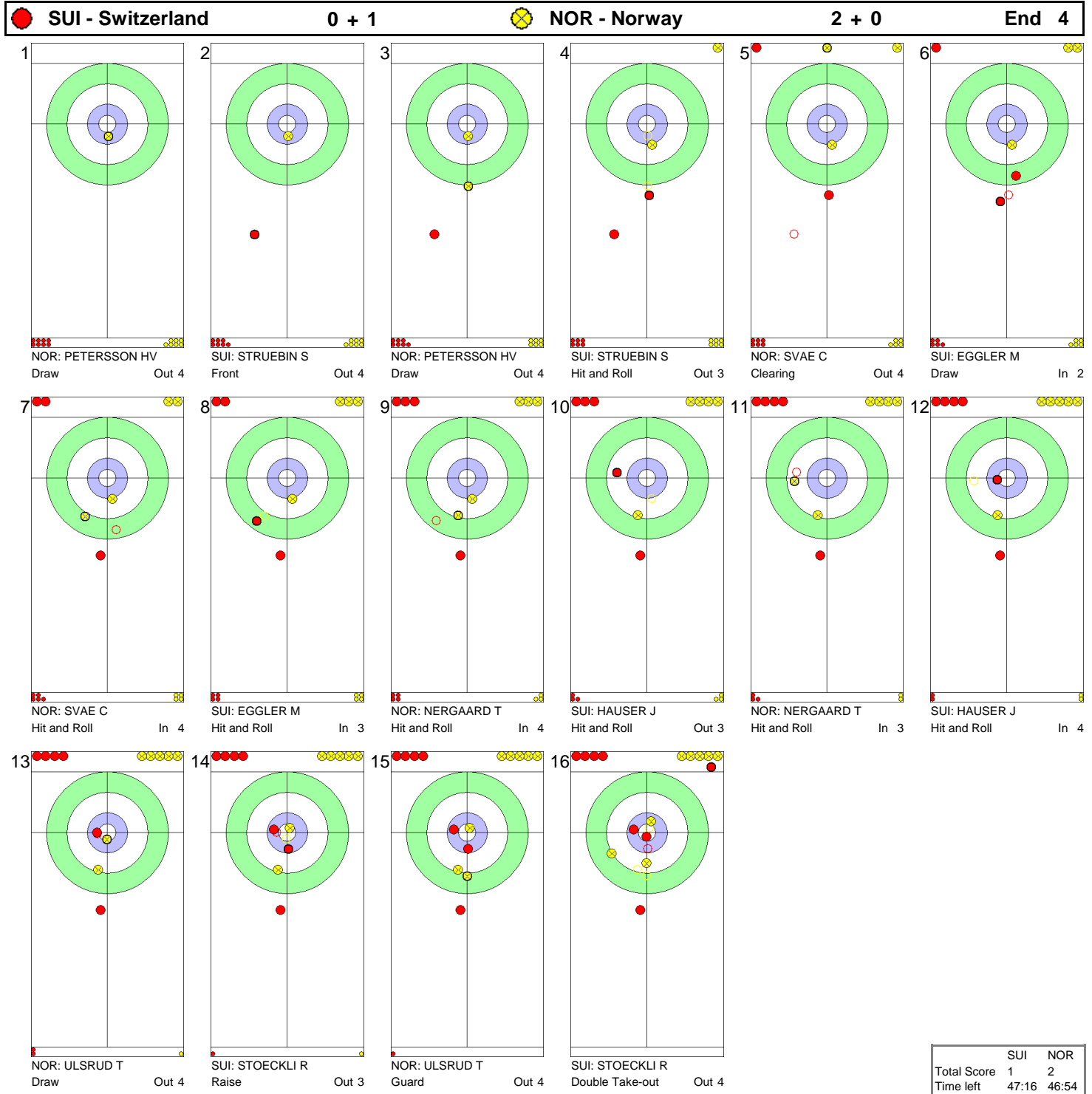


	SUI	NOR
Total Score	0	2
Time left	55:52	54:12



## GAME - SHOT BY SHOT / DÉROULEMENT DE LA PARTIE

THU 25 FEB 2010 / JEU 25 FÉV 2010 START TIME / DÉBUT 14:00

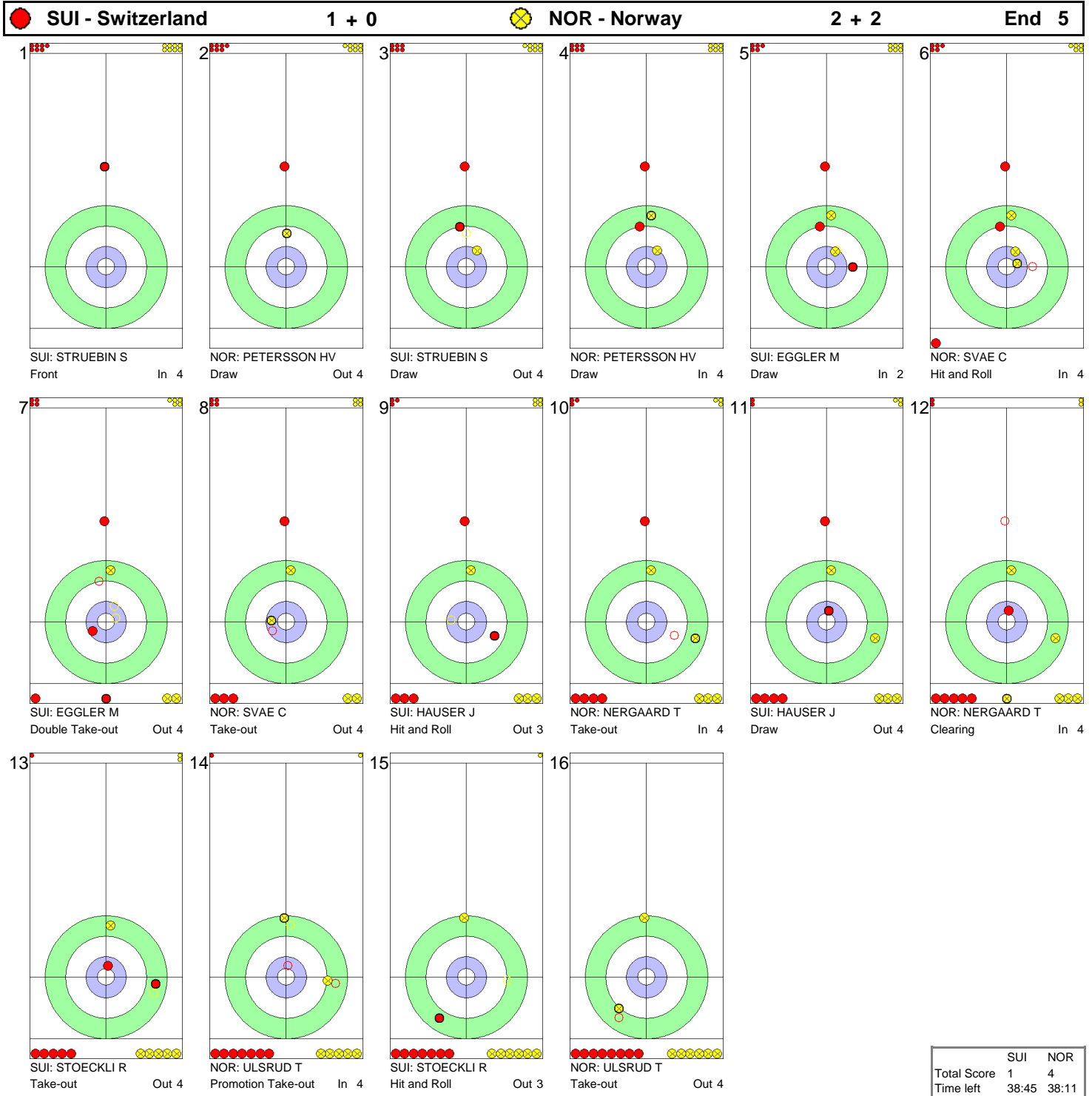


	SUI	NOR
Total Score	1	2
Time left	47:16	46:54



## GAME - SHOT BY SHOT / DÉROULEMENT DE LA PARTIE

THU 25 FEB 2010 / JEU 25 FÉV 2010 START TIME / DÉBUT 14:00

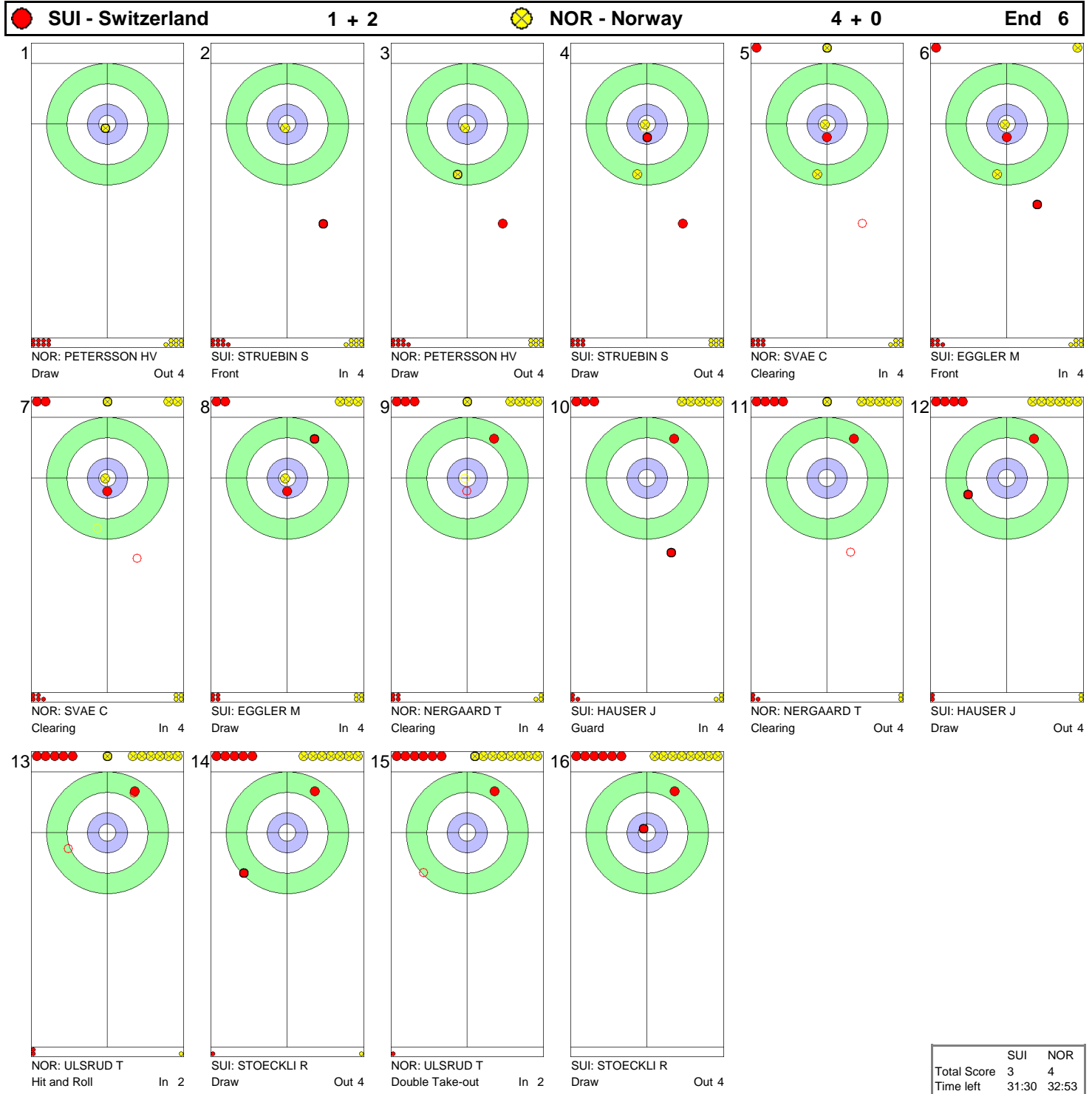


	SUI	NOR
Total Score	1	4
Time left	38:45	38:11



## GAME - SHOT BY SHOT / DÉROULEMENT DE LA PARTIE

THU 25 FEB 2010 / JEU 25 FÉV 2010 START TIME / DÉBUT 14:00



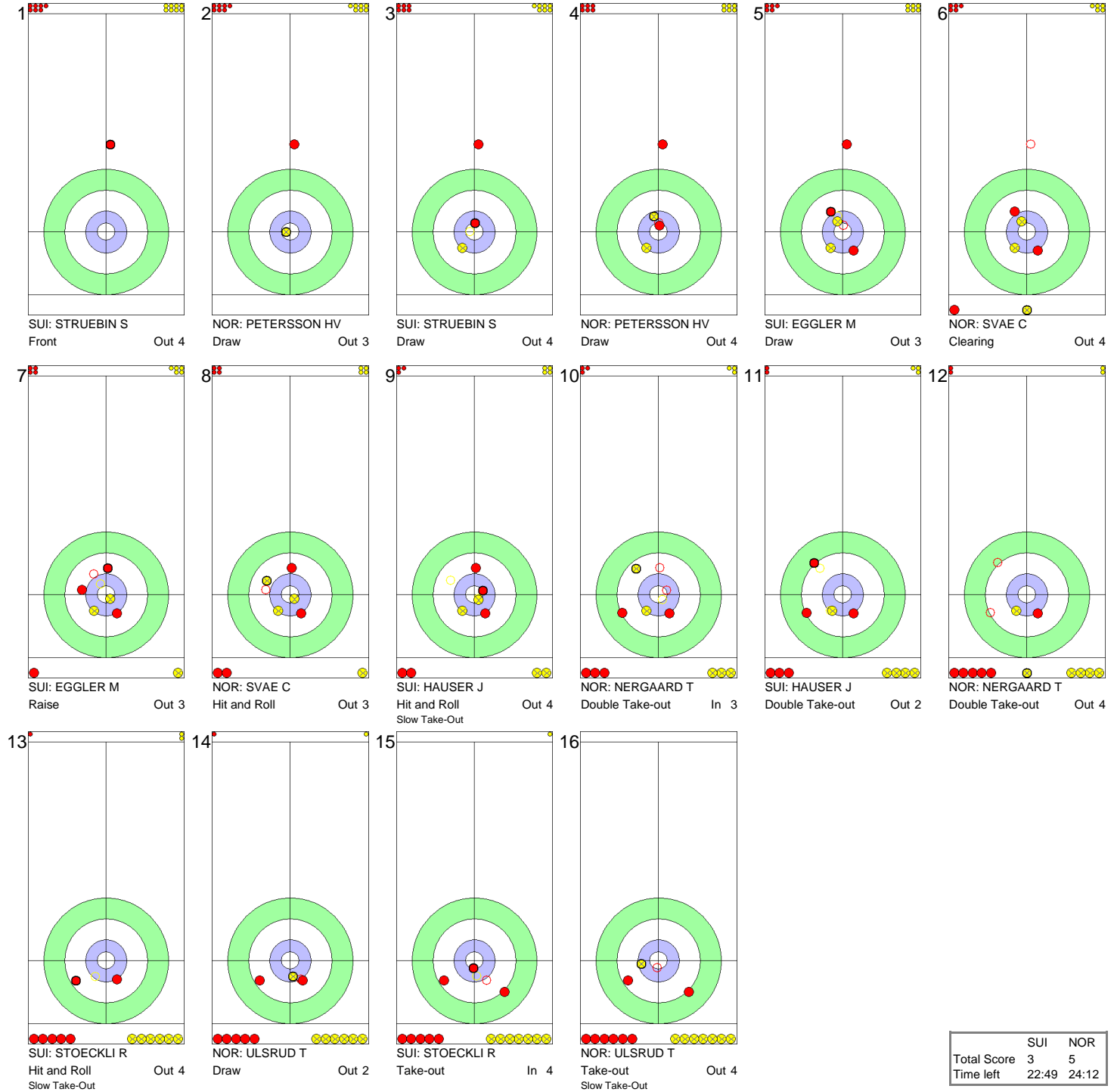
	SUI	NOR
Total Score	3	4
Time left	31:30	32:53



GAME - SHOT BY SHOT / DÉROULEMENT DE LA PARTIE

THU 25 FEB 2010 / JEU 25 FÉV 2010 START TIME / DÉBUT 14:00

**SUI - Switzerland** 3 + 0 **NOR - Norway** 4 + 1 **End 7**

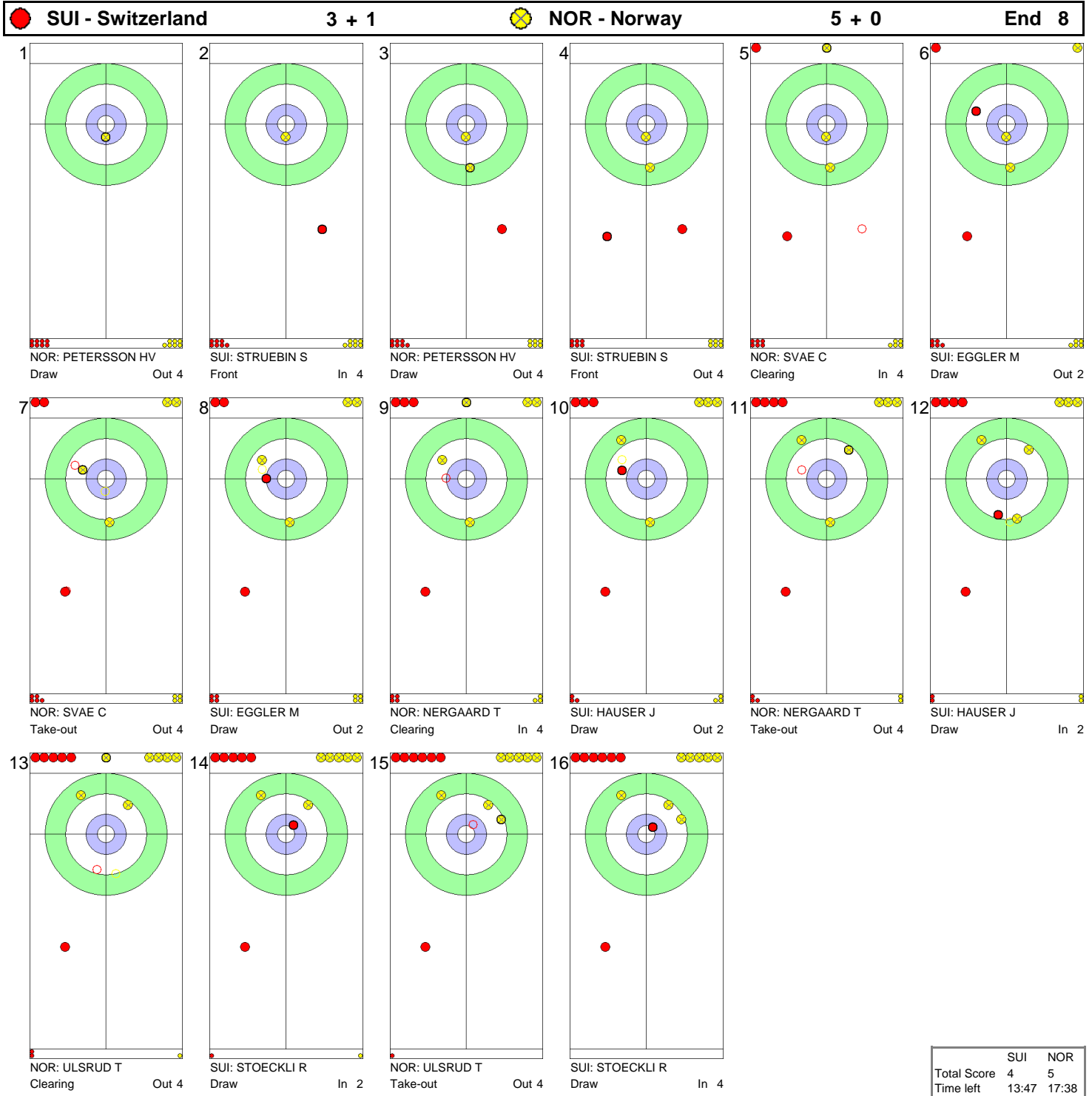


	SUI	NOR
Total Score	3	5
Time left	22:49	24:12



## GAME - SHOT BY SHOT / DÉROULEMENT DE LA PARTIE

THU 25 FEB 2010 / JEU 25 FÉV 2010 START TIME / DÉBUT 14:00

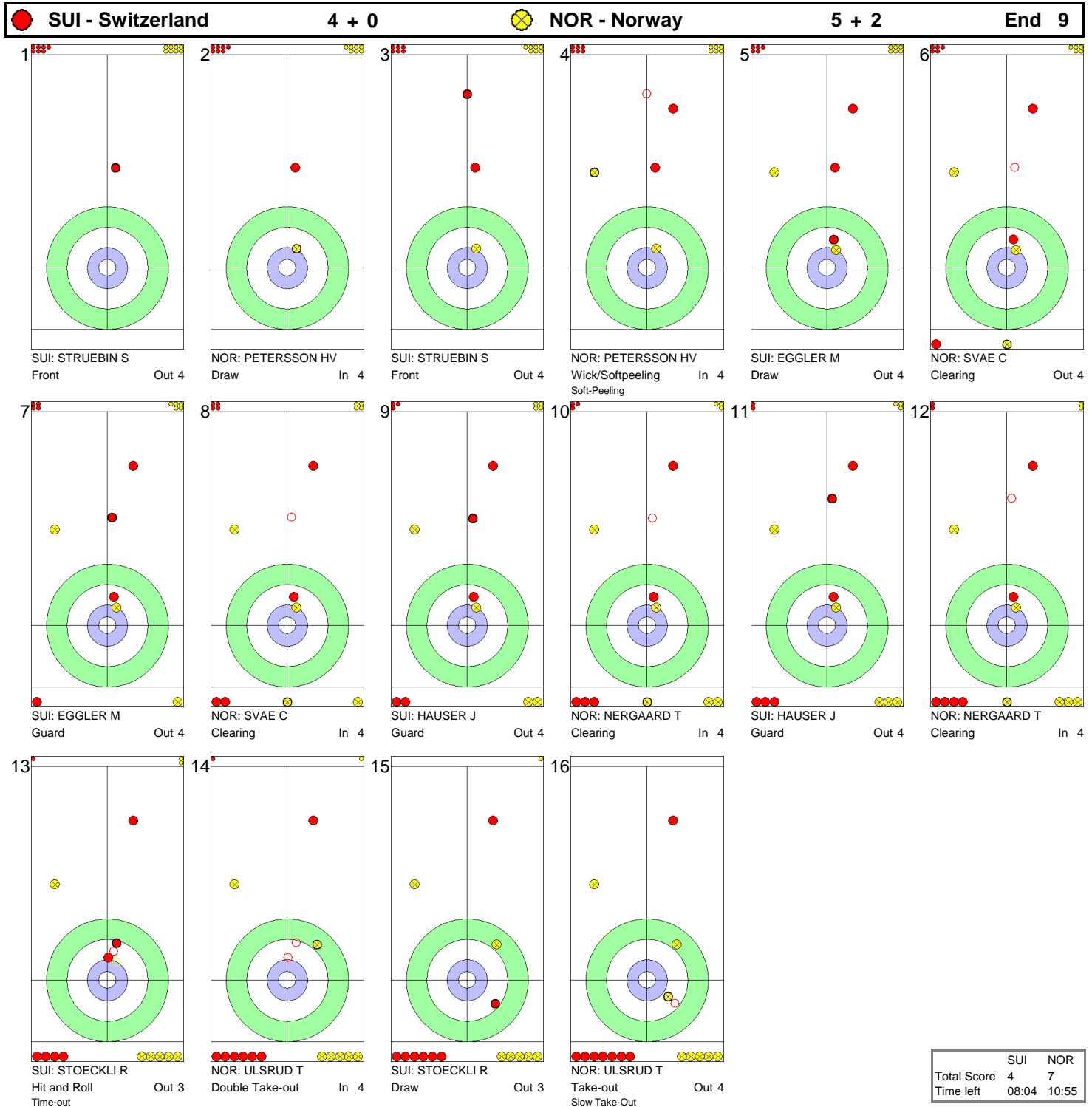


	SUI	NOR
Total Score	4	5
Time left	13:47	17:38



## GAME - SHOT BY SHOT / DÉROULEMENT DE LA PARTIE

THU 25 FEB 2010 / JEU 25 FÉV 2010 START TIME / DÉBUT 14:00







## GAME - SHOT BY SHOT / DÉROULEMENT DE LA PARTIE

THU 25 FEB 2010 / JEU 25 FÉV 2010 START TIME / DÉBUT 14:00





## GAME RESULTS / RÉSULTATS DE LA PARTIE

THU 25 FEB 2010 / JEU 25 FÉV 2010 START TIME / DÉBUT 14:00

Sheet	Round	Team	LSFE	1	2	3	4	5	6	7	8	9	10	Extra	Ends	Total
D	11	SWE - Sweden		0	0	1	0	0	0	0	1	1	X			3
	10	CAN - Canada	*	0	1	0	1	2	2	0	0	0	X			6

SWE - Sweden		Game	All
4 S	EDIN Niklas	68 %	79 %
3	KRAUPP Sebastian	75 %	81 %
2	LINDBERG Fredrik	75 %	83 %
1	KJAEELL Viktor	86 %	82 %
A	ERIKSSON Oskar	- %	- %
Team Total		76 %	81 %

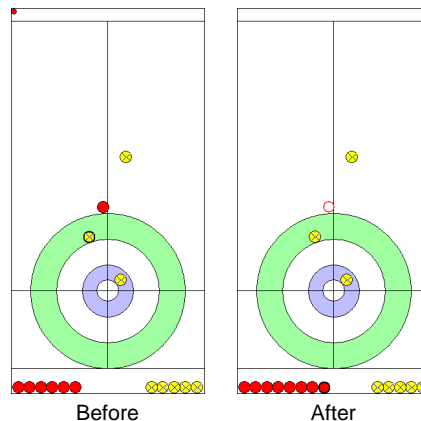
CAN - Canada		Game	All
4 S	MARTIN Kevin	87 %	85 %
3	MORRIS John	84 %	83 %
2	KENNEDY Marc	85 %	84 %
1	HEBERT Ben	88 %	86 %
A	ENRIGHT Adam	- %	81 %
Team Total		86 %	85 %

Time remaining: 3 minutes 49 seconds

Time remaining: 15 minutes 0 seconds

### Most Important Shot:

The Canadian Skip MARTIN K placed a stone in the eight foot, forcing the Swedish Skip EDIN N to choose either to play a Double Take-out or a Promotion Take-out. The Swedish Skip chose the Promotion Take-out and missed it, giving Canada a steal of two.



End: 5  
Team: SWE  
Player: EDIN N  
Stone: Fourth, 2nd stone  
Task: Promotion Take-out  
Handle: Out-turn  
Points: 0%

● : SWE  
● : CAN

### NOTES

Team position and functions are attached to each team member's name as follows:  
4 = Fourth, 3 = Third, 2 = Second, 1 = Lead, A = Alternate, S = Skip

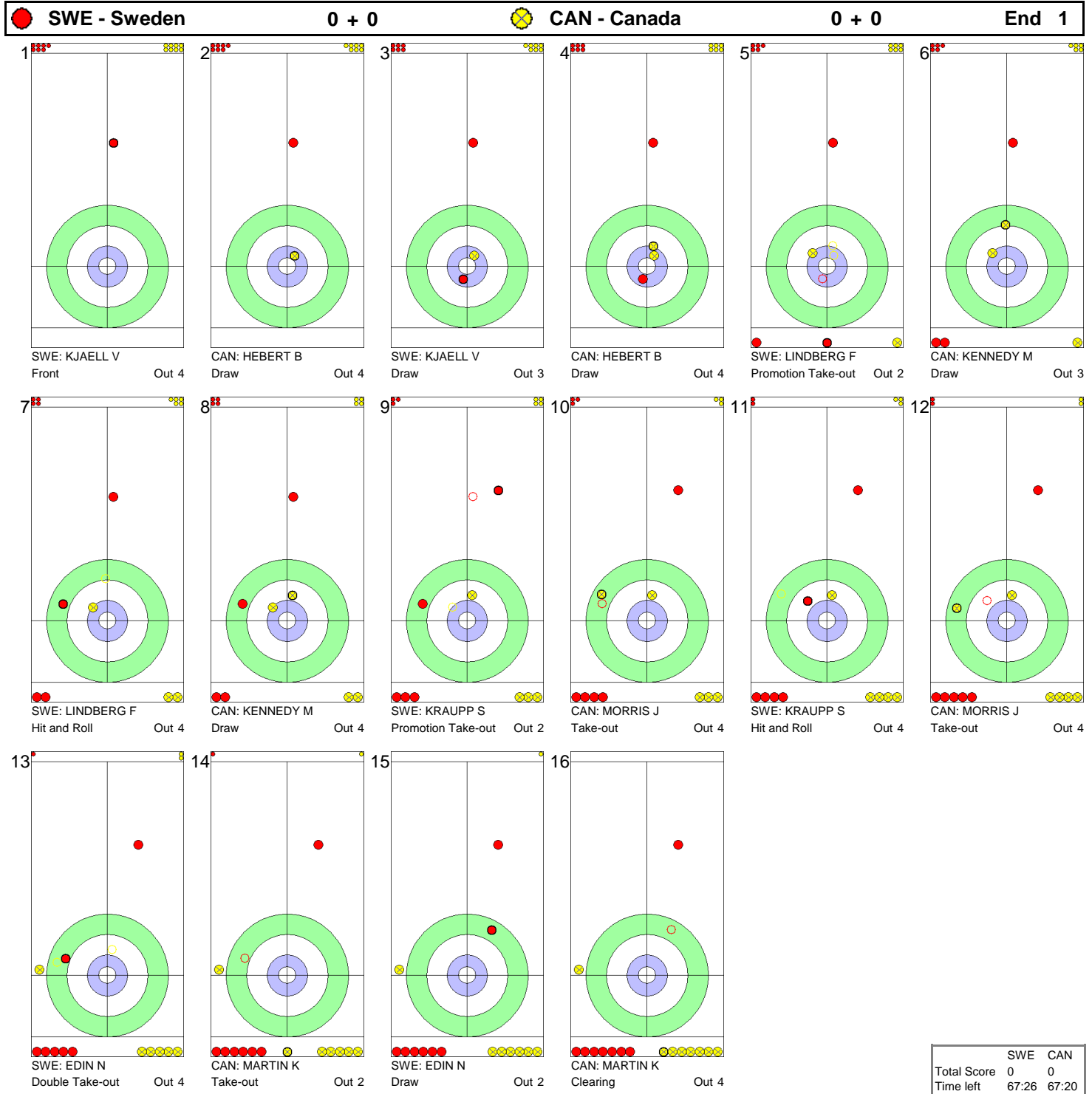
### LEGEND

LSFE (\*) Last stone first end



## GAME - SHOT BY SHOT / DÉROULEMENT DE LA PARTIE

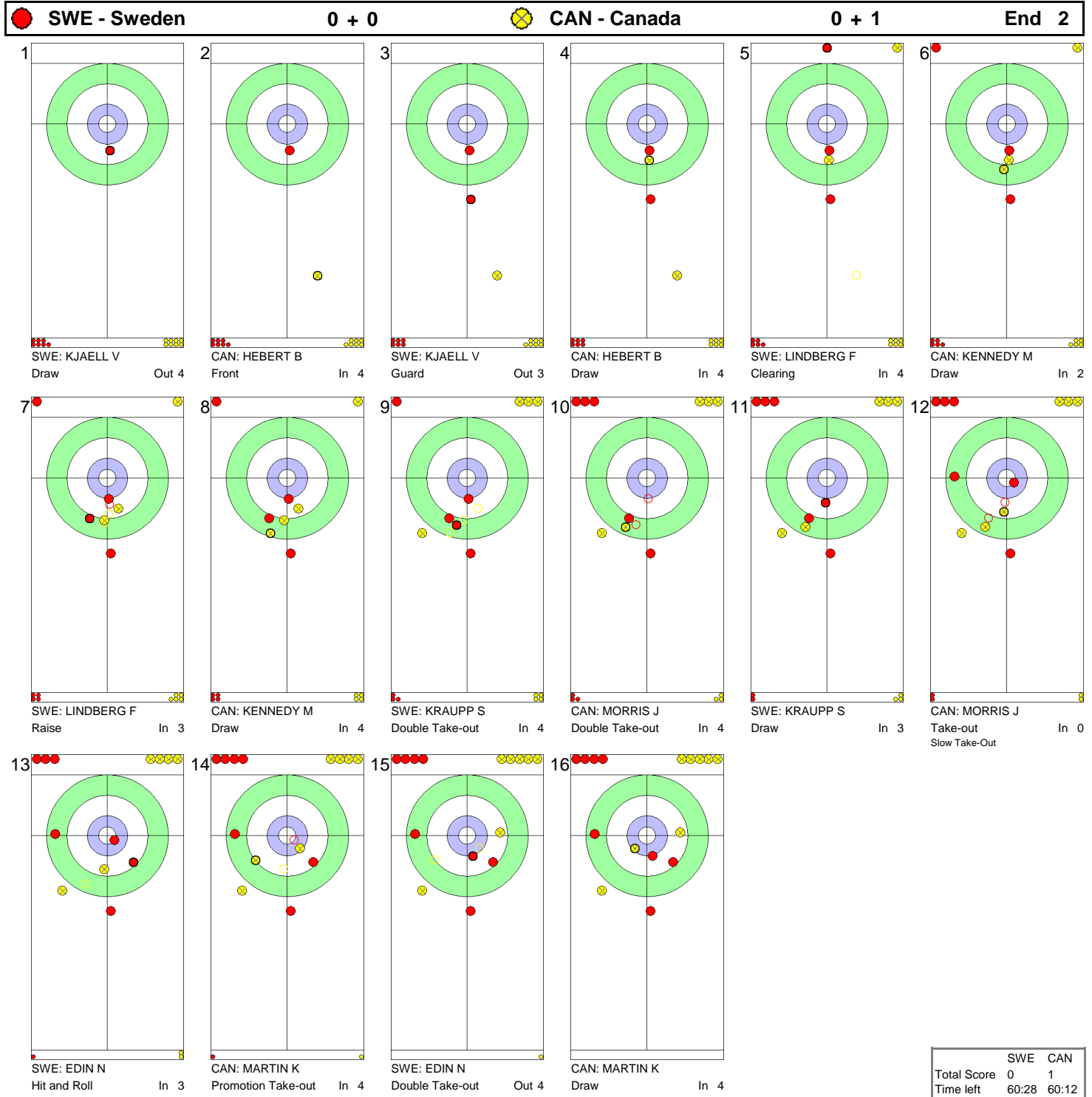
THU 25 FEB 2010 / JEU 25 FÉV 2010 START TIME / DÉBUT 14:00





## GAME - SHOT BY SHOT / DÉROULEMENT DE LA PARTIE

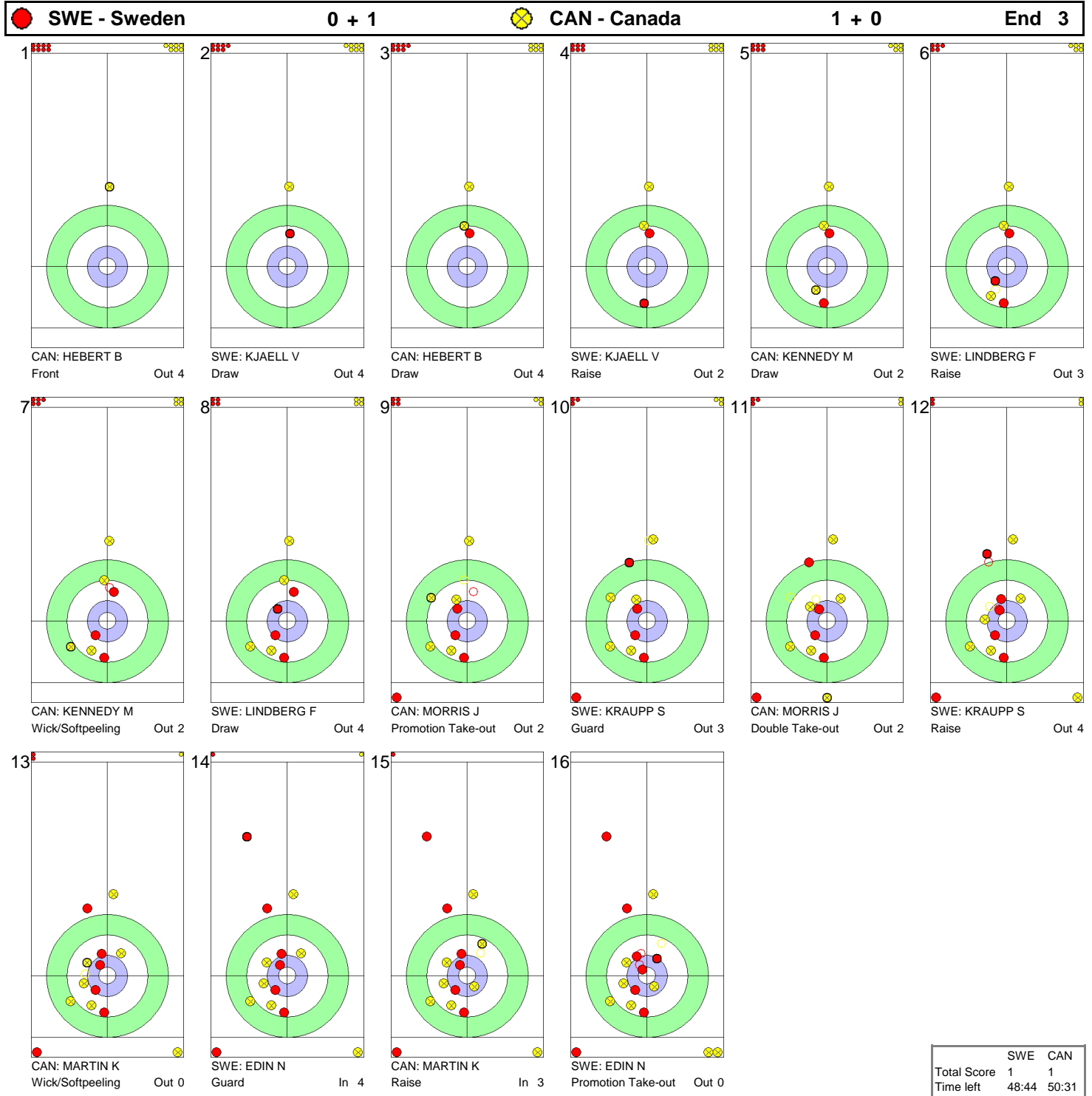
THU 25 FEB 2010 / JEU 25 FÉV 2010 START TIME / DÉBUT 14:00





## GAME - SHOT BY SHOT / DÉROULEMENT DE LA PARTIE

THU 25 FEB 2010 / JEU 25 FÉV 2010 START TIME / DÉBUT 14:00

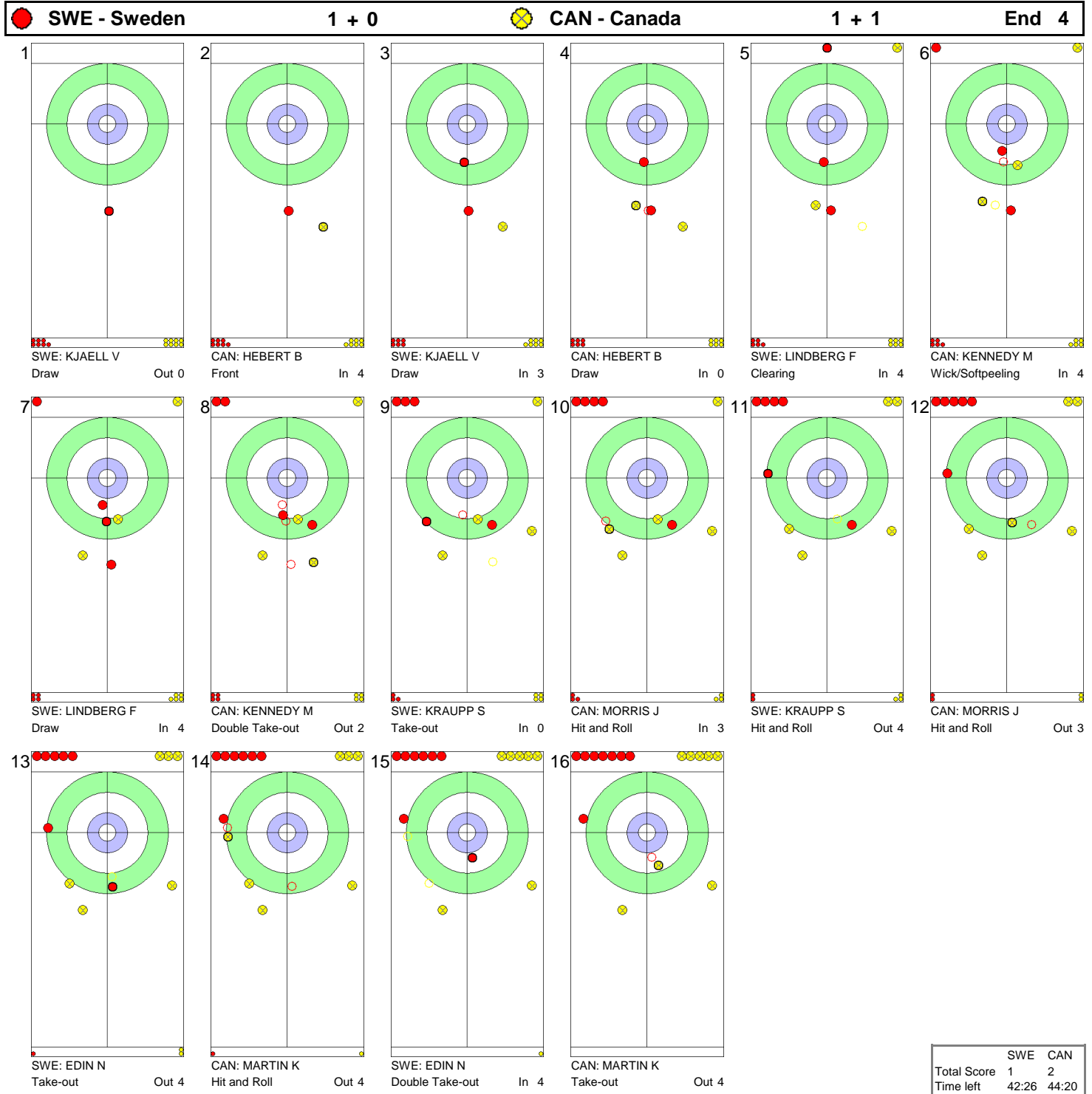


	SWE	CAN
Total Score	1	1
Time left	48:44	50:31



## GAME - SHOT BY SHOT / DÉROULEMENT DE LA PARTIE

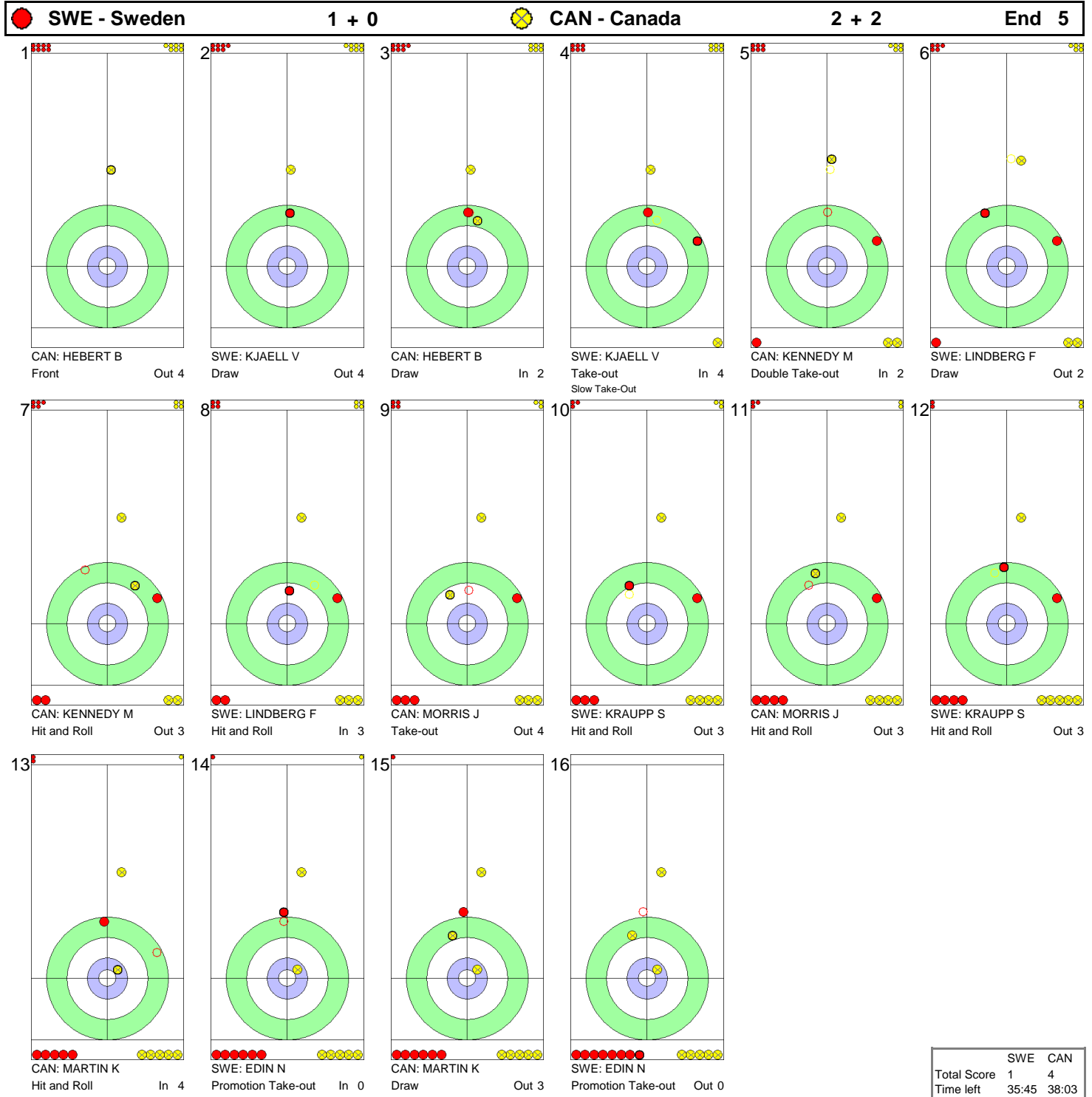
THU 25 FEB 2010 / JEU 25 FÉV 2010 START TIME / DÉBUT 14:00





## GAME - SHOT BY SHOT / DÉROULEMENT DE LA PARTIE

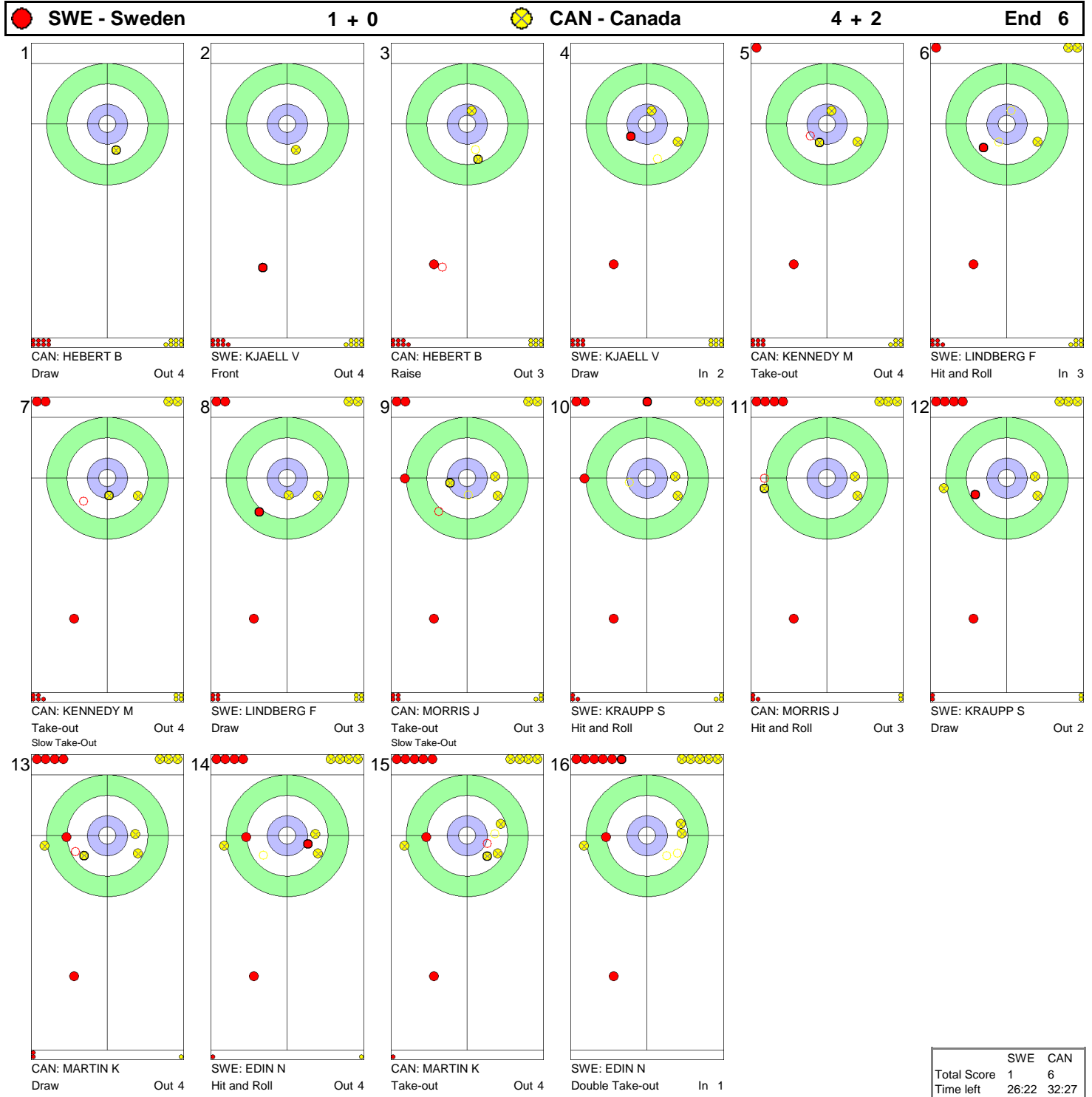
THU 25 FEB 2010 / JEU 25 FÉV 2010 START TIME / DÉBUT 14:00





**GAME - SHOT BY SHOT / DÉROULEMENT DE LA PARTIE**

THU 25 FEB 2010 / JEU 25 FÉV 2010 START TIME / DÉBUT 14:00

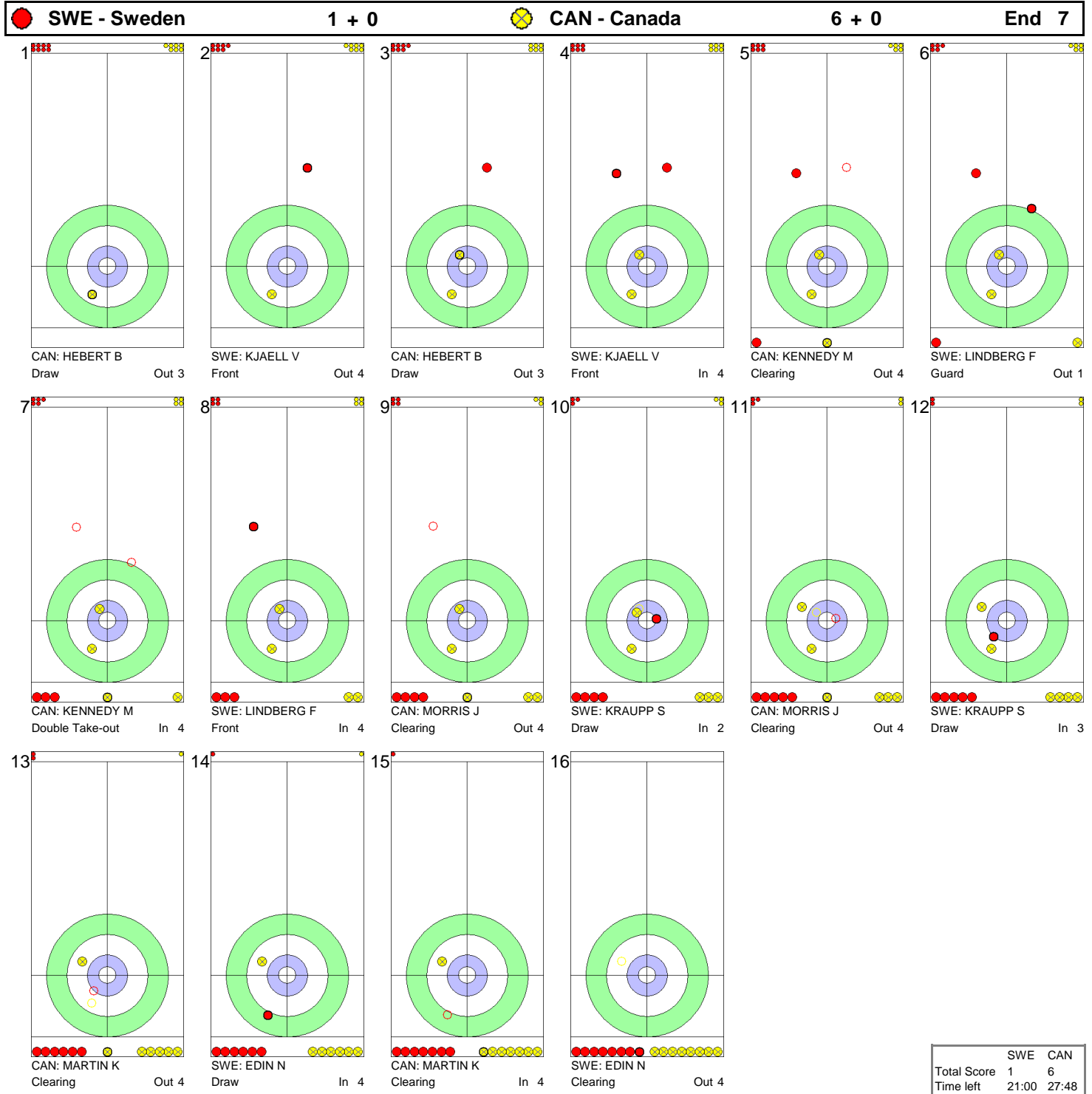






## GAME - SHOT BY SHOT / DÉROULEMENT DE LA PARTIE

THU 25 FEB 2010 / JEU 25 FÉV 2010 START TIME / DÉBUT 14:00

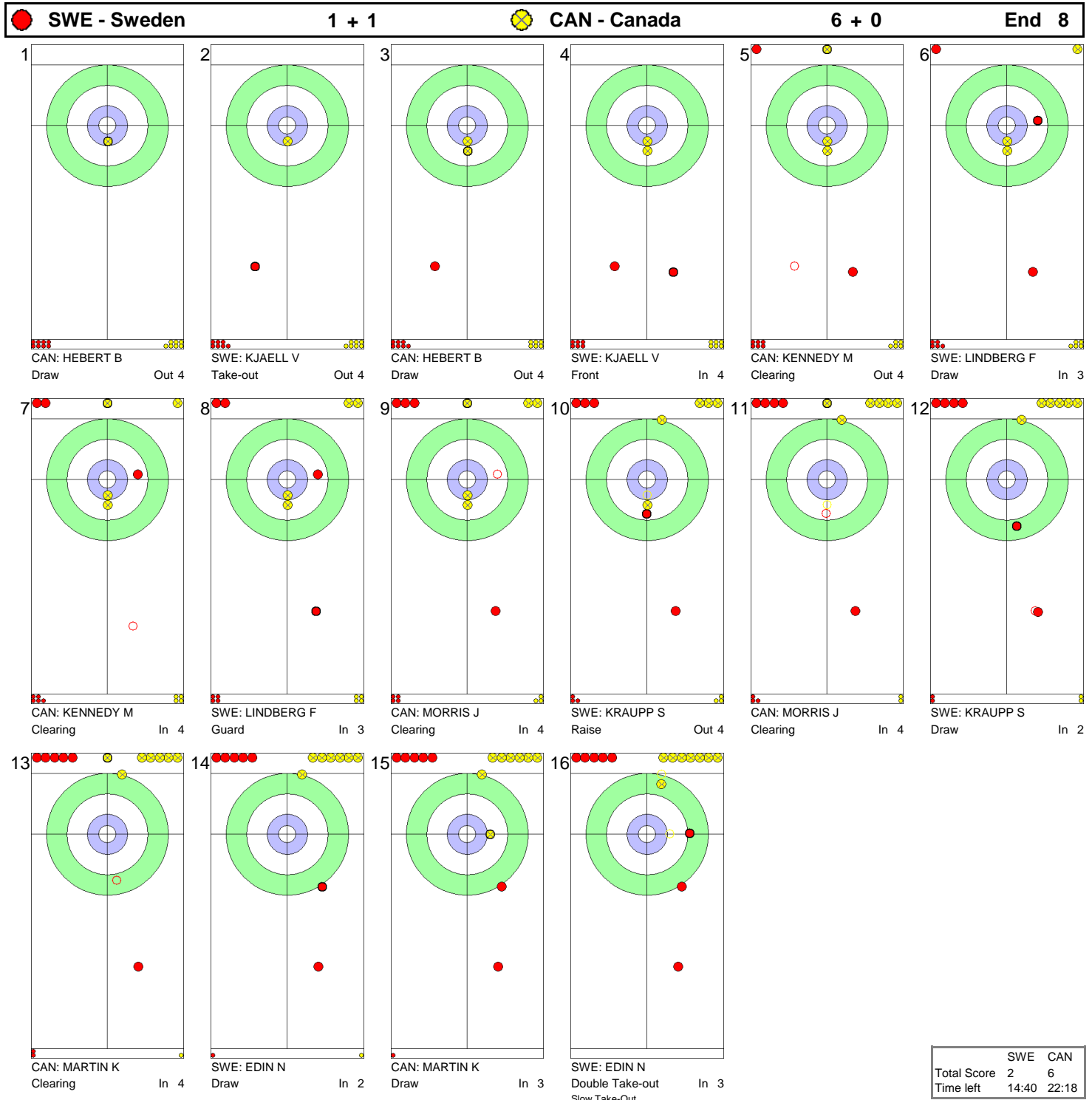


	SWE	CAN
Total Score	1	6
Time left	21:00	27:48



## GAME - SHOT BY SHOT / DÉROULEMENT DE LA PARTIE

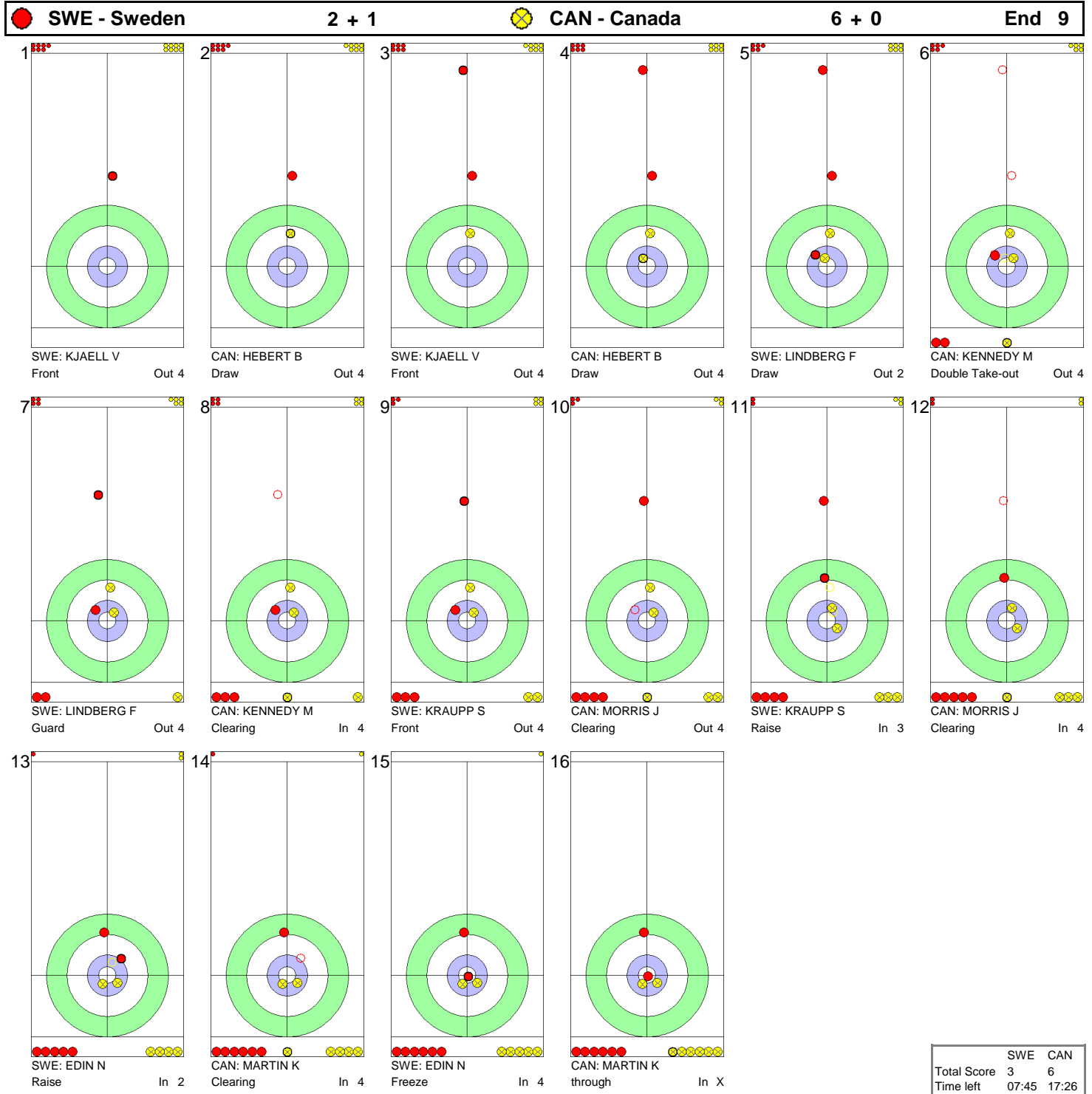
THU 25 FEB 2010 / JEU 25 FÉV 2010 START TIME / DÉBUT 14:00





## GAME - SHOT BY SHOT / DÉROULEMENT DE LA PARTIE

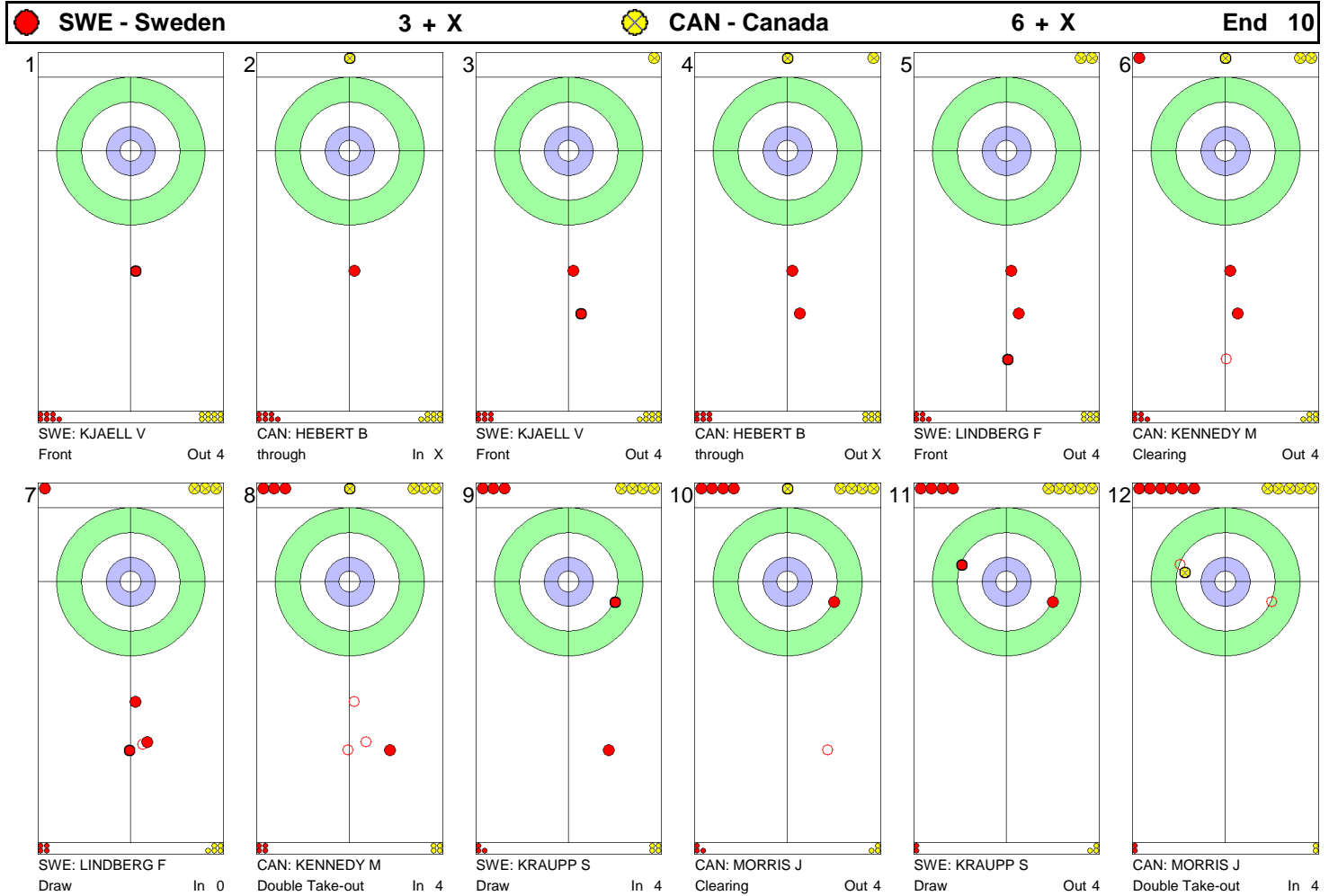
THU 25 FEB 2010 / JEU 25 FÉV 2010 START TIME / DÉBUT 14:00





## GAME - SHOT BY SHOT / DÉROULEMENT DE LA PARTIE

THU 25 FEB 2010 / JEU 25 FÉV 2010 START TIME / DÉBUT 14:00



**NOTES**  
Points:  
4 = 100%  
3 = 75%  
2 = 50%  
1 = 25%  
0 = 0%  
X = not considered  
  
Handle:  
In Clockwise  
Out Counter-clockwise

	SWE	CAN
Total Score	3	6
Time left	03:49	15:00



## SESSION RESULTS AND STANDINGS RÉSULTATS DE LA SESSION ET CLASSEMENT

WED 24 FEB 2010 / MER 24 FÉV 2010 START TIME / DÉBUT 14:00

Sheet	Round	Team	LSFE	1	2	3	4	5	6	7	8	9	10	Extra	Ends	Total
A	10	SWE - Sweden	*	2	0	2	1	0	0	0	1	0	0	1		7
	10	GBR - Great Britain		0	2	0	0	1	1	1	0	0	1	0		6

### Standings After Tie-breaker Session 1

Rank	Team	Games	Wins	Losses	TB W-L
1	CAN - Canada	9	9	0	Q
2	NOR - Norway	9	7	2	Q
3	SUI - Switzerland	9	6	3	Q
4	SWE - Sweden	9	5	4	1 - 0 Q
5	GBR - Great Britain	9	5	4	0 - 1
6	GER - Germany	9	4	5	
7	FRA - France	9	3	6	
8	CHN - People's Republic of China	9	2	7	
9	DEN - Denmark	9	2	7	
10	USA - United States of America	9	2	7	

#### LEGEND

LSFE (\*) Last stone first end

Q Qualified for the semifinals

TB W-L Tie-breaker Wins-Losses



## SESSION REVIEW / SYNTHÈSE DE LA SESSION

WED 24 FEB 2010 / MER 24 FÉV 2010 START TIME / DÉBUT 14:00

### Men: Tie-breaker - SWE 7-6 GBR

VANCOUVER, Feb 24 - Sweden defeated Great Britain 7-6 in a Tie-breaker game to earn the right to play top-seed Canada on Thursday in the Semifinals of the Men's Curling tournament at Vancouver Olympic Centre.

The Semifinal matches will begin at 14:00 on Thursday. The other Semifinal pits second-seed Norway against third-seed Switzerland.

The Sweden-Great Britain match began with both teams making unforced errors that led to easy deuces. Sweden had a 4-2 advantage after three.

The game's first pivotal end was the fourth. Swedish third Sebastian KRAUPP (SWE) made a fine raise to kill Great Britain's shot rock on the button and lie three without the hammer. Great Britain third Ewan MacDONALD (GBR) followed with a miss. The shots set up a tough last-rock choice for British skip David MURDOCH (GBR). He decided to go for a risky raise double for a deuce rather than drawing to the four-foot for a single. His failure to pull it off resulted in a steal of one and a 5-2 Sweden lead.

The score at the break was 5-3 Sweden.

The tide then shifted, with Great Britain beginning to find its form, sealing off Sweden's opportunities and capitalising on the team's mistakes.

In the sixth, MURDOCH drew his second stone with perfect touch onto the button between rocks in the front and back four-foot. Sweden skip Niklas EDIN (SWE) sized up the position and decided to throw his last rock through the house, giving Britain a steal of one.

In the seventh, EDIN missed two raise attempts leading to second consecutive steal of one. The score was tied 5-5.

Sweden still had the hammer going into the eighth, where EDIN (SWE) faced his most pressurised shot of the tournament. With his last rock he was in almost the same situation as in the previous end, with Great Britain with shot rock, this time in the four-foot, with both cover and backing. EDIN pulled off a near-perfect double raise for a hard-earned single and a 6-5 lead.

Great Britain blanked the ninth to take the hammer to the 10th. Sweden held Great Britain to a single on a double takeout by EDIN, and the match went to an extra end.

EDIN made an easy hit for a single to earn the 7-6 victory for Sweden.



## GAME RESULTS / RÉSULTATS DE LA PARTIE

WED 24 FEB 2010 / MER 24 FÉV 2010 START TIME / DÉBUT 14:00

Sheet	Round	Team	LSFE	1	2	3	4	5	6	7	8	9	10	Extra	Ends	Total
A	10	SWE - Sweden	*	2	0	2	1	0	0	0	1	0	0	1		7
	10	GBR - Great Britain		0	2	0	0	1	1	1	0	0	1	0		6

SWE - Sweden		Game	All
4 S	EDIN Niklas	85 %	80 %
3	KRAUPP Sebastian	80 %	82 %
2	LINDBERG Fredrik	78 %	83 %
1	KJAEELL Viktor	82 %	82 %
A	ERIKSSON Oskar	- %	- %
Team Total		81 %	82 %

GBR - Great Britain		Game	All
4 S	MURDOCH David	75 %	79 %
3	MACDONALD Ewan	82 %	80 %
2	SMITH Pete	75 %	76 %
1	BYERS Euan	70 %	85 %
A	CONNAL Graeme	- %	100 %
Team Total		76 %	80 %

Time remaining: 0 minutes 0 seconds  
4 minutes 26 seconds (after extra end)

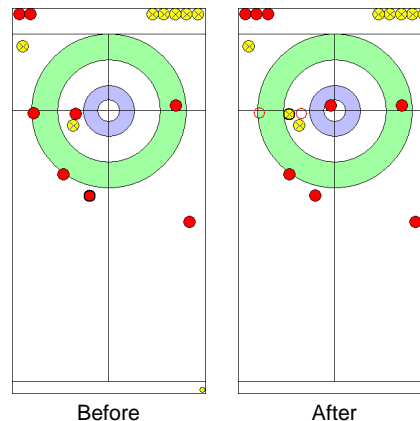
Time-out: end 8, SWE-7; end 10, SWE-7; end 11, SWE-7

Time remaining: 0 minutes 0 seconds  
1 minute 20 seconds (after extra end)

Time-out: end 9, GBR-3; end 10, GBR-7; end 11, GBR-7

### Most Important Shot:

British Skip MURDOCH D opted to try an extremely difficult Double Take-out for two points instead of a Draw to the button for one. The second stone did not move far enough and Sweden stole one point.



End: 4  
Team: GBR  
Player: MURDOCH D  
Stone: Fourth, 2nd stone  
Task: Double Take-out  
Handle: In-turn  
Points: 0%

● : SWE  
● : GBR

### NOTES

Team position and functions are attached to each team member's name as follows:  
4 = Fourth, 3 = Third, 2 = Second, 1 = Lead, A = Alternate, S = Skip

### LEGEND

LSFE (\*) Last stone first end



GAME - SHOT BY SHOT / DÉROULEMENT DE LA PARTIE

WED 24 FEB 2010 / MER 24 FÉV 2010 START TIME / DÉBUT 14:00

**SWE - Sweden** 0 + 2 **GBR - Great Britain** 0 + 0 **End 1**




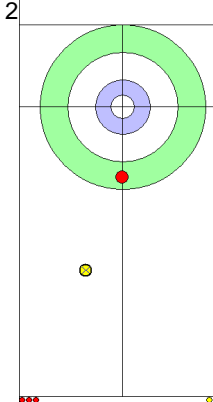
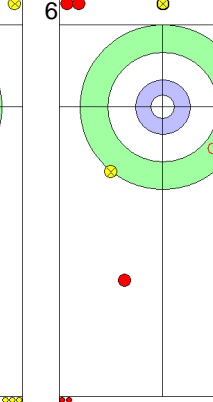
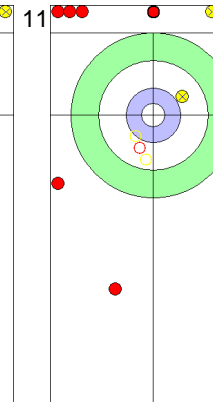
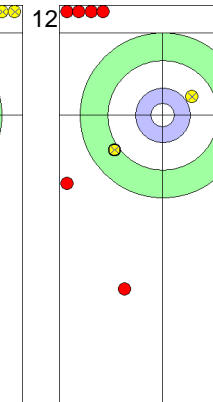
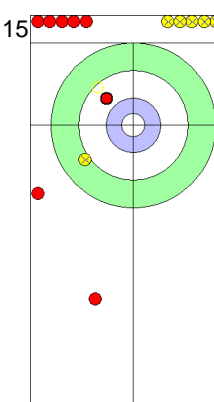
	SWE	GBR
Total Score	2	0
Time left	67:12	68:15





## GAME - SHOT BY SHOT / DÉROULEMENT DE LA PARTIE

WED 24 FEB 2010 / MER 24 FÉV 2010 START TIME / DÉBUT 14:00

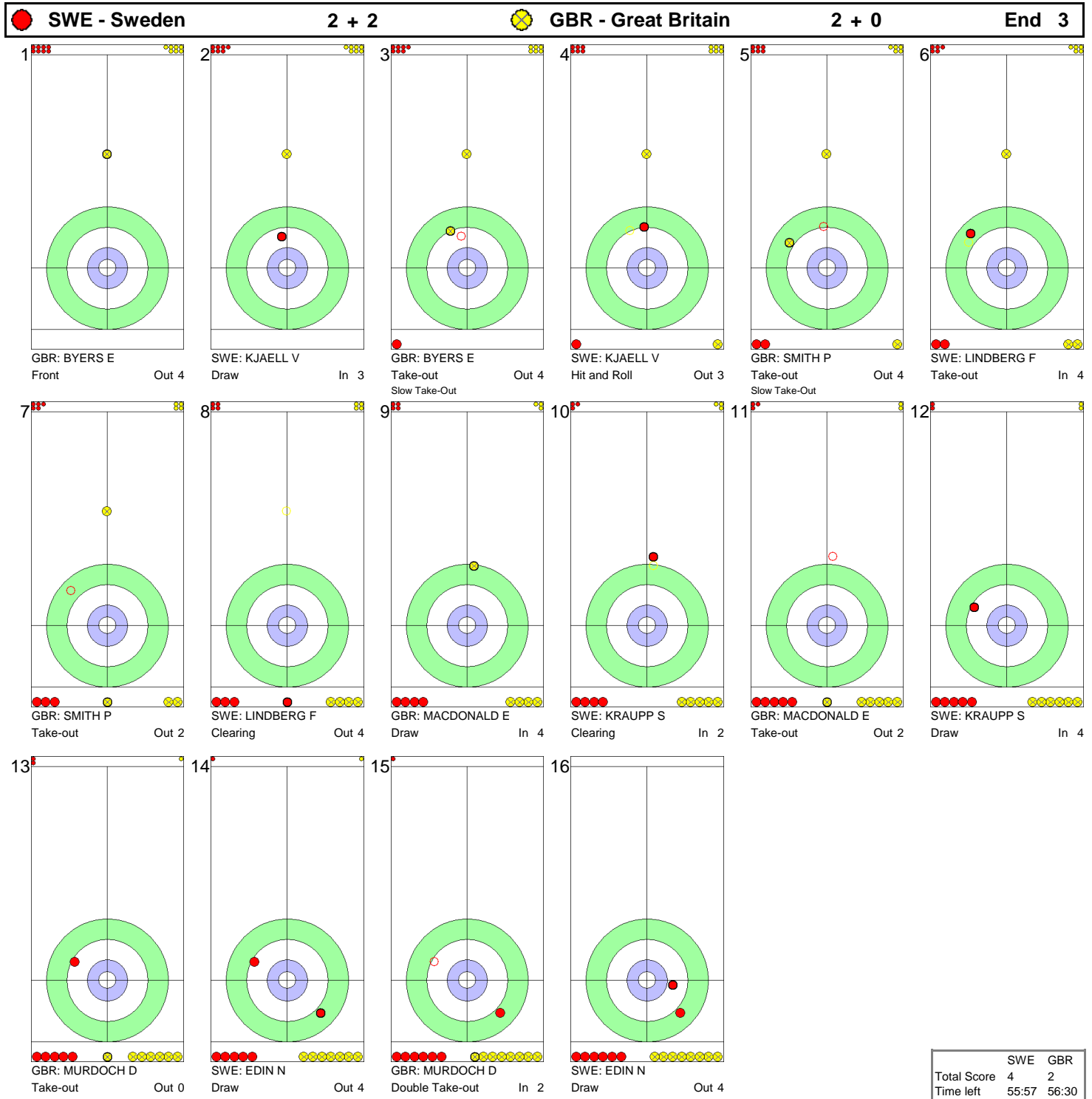
 <b>SWE - Sweden</b>		<b>2 + 0</b>		 <b>GBR - Great Britain</b>		<b>0 + 2</b>		<b>End 2</b>			
1		2		3		4		5		6	
7		8		9		10		11		12	
13		14		15		16					

	SWE	GBR
Total Score	2	2
Time left	61:26	61:31



## GAME - SHOT BY SHOT / DÉROULEMENT DE LA PARTIE

WED 24 FEB 2010 / MER 24 FÉV 2010 START TIME / DÉBUT 14:00

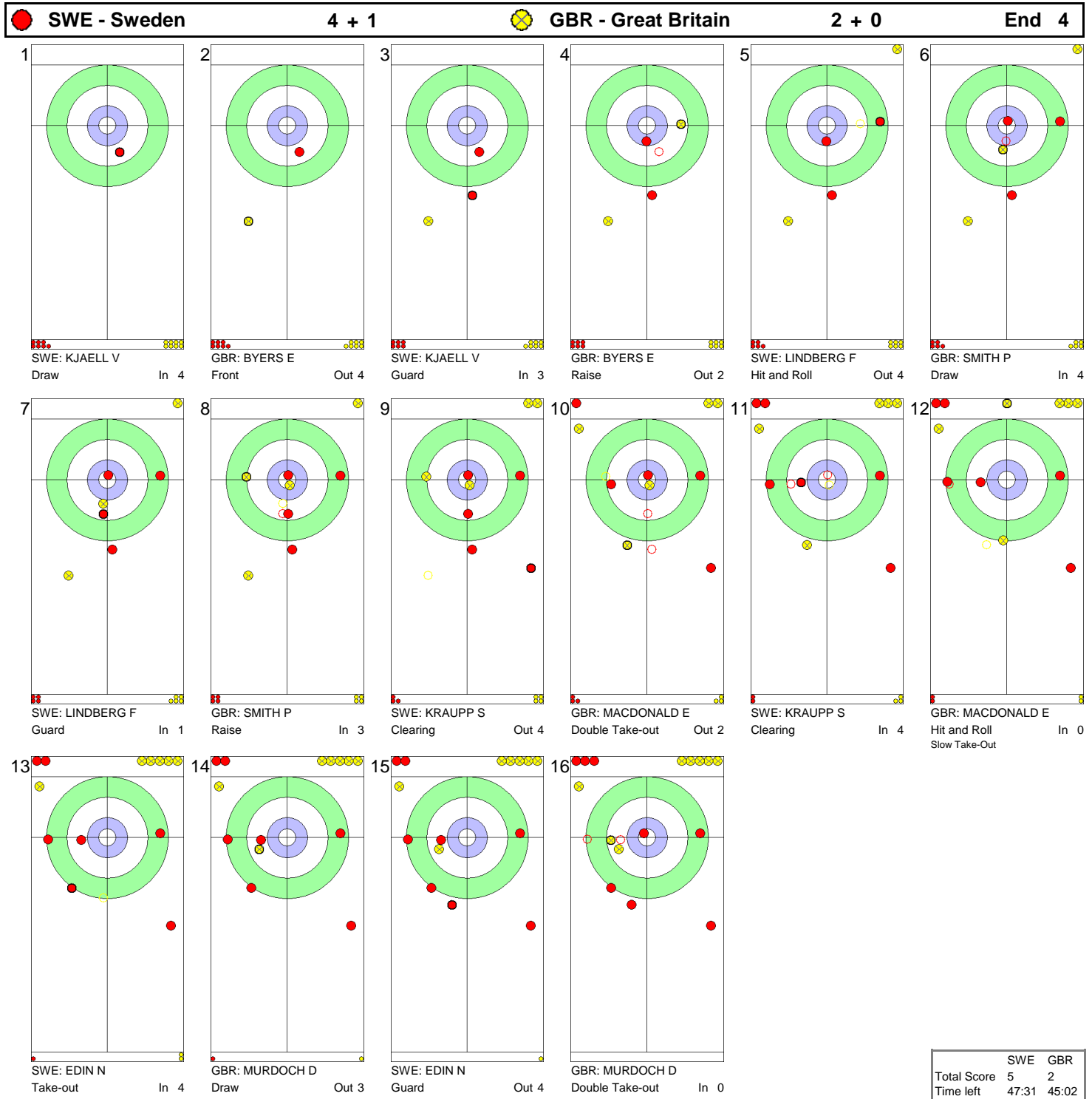


	SWE	GBR
Total Score	4	2
Time left	55:57	56:30



GAME - SHOT BY SHOT / DÉROULEMENT DE LA PARTIE

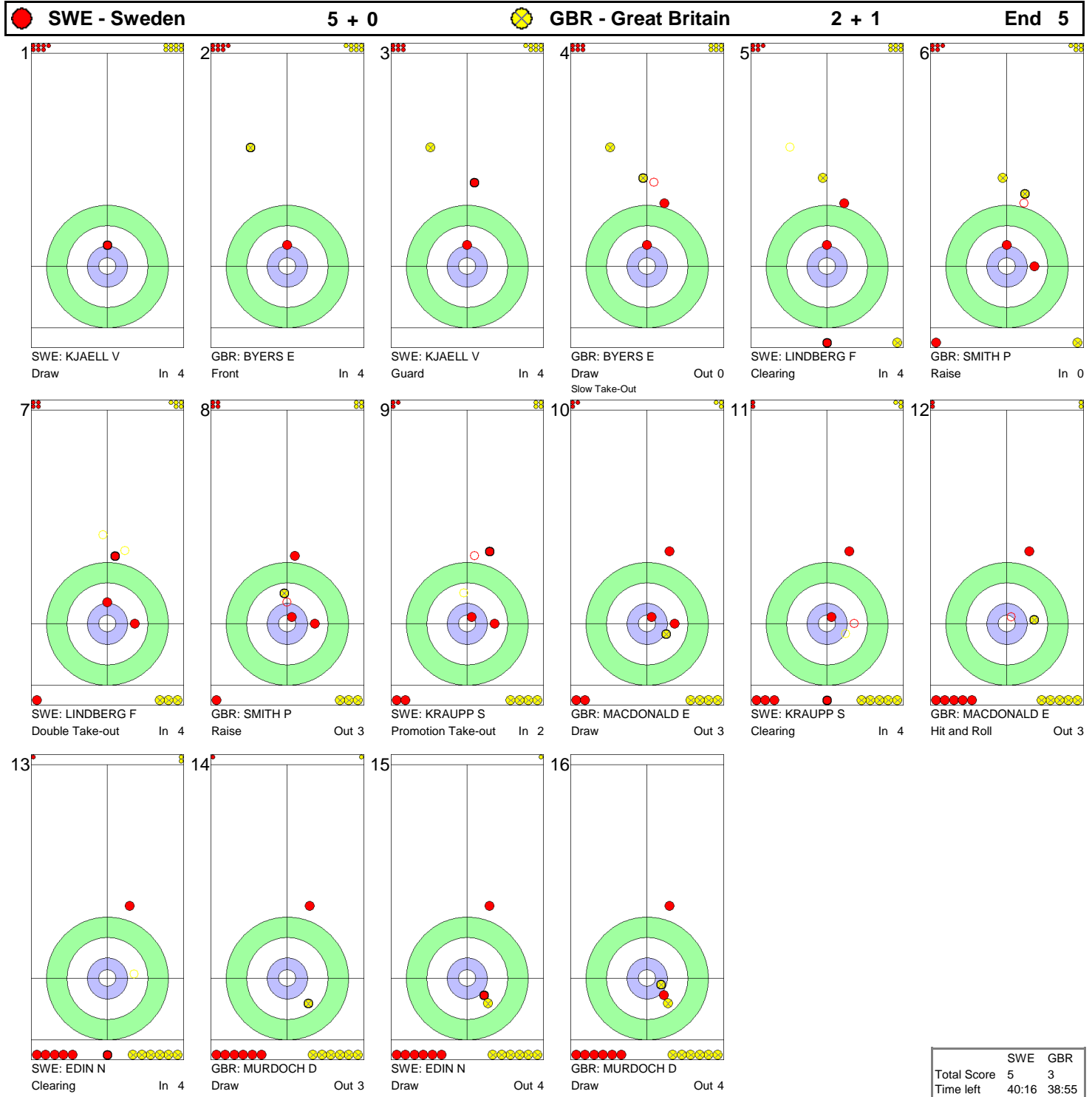
WED 24 FEB 2010 / MER 24 FÉV 2010 START TIME / DÉBUT 14:00





GAME - SHOT BY SHOT / DÉROULEMENT DE LA PARTIE

WED 24 FEB 2010 / MER 24 FÉV 2010 START TIME / DÉBUT 14:00

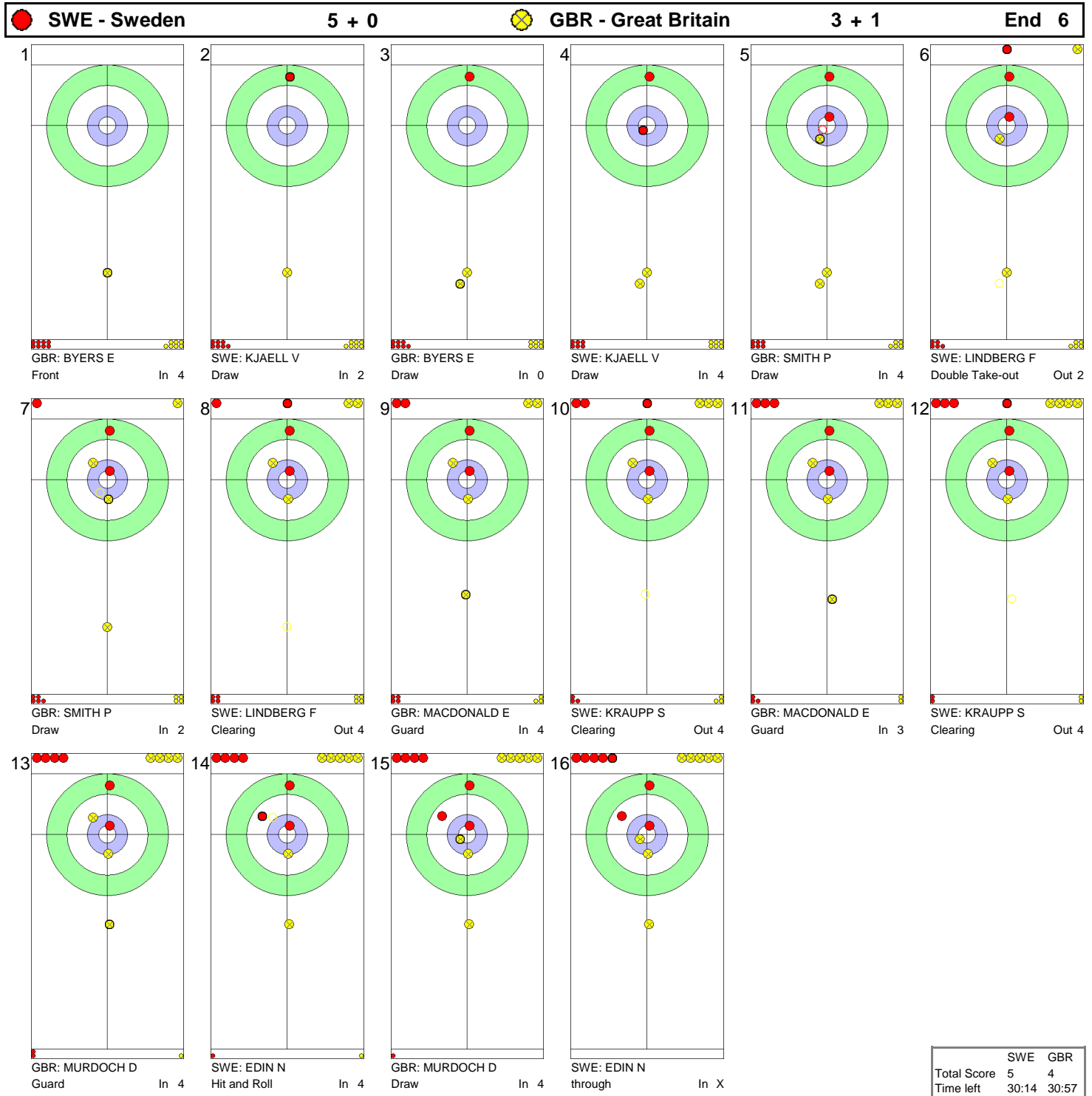


	SWE	GBR
Total Score	5	3
Time left	40:16	38:55



GAME - SHOT BY SHOT / DÉROULEMENT DE LA PARTIE

WED 24 FEB 2010 / MER 24 FÉV 2010 START TIME / DÉBUT 14:00

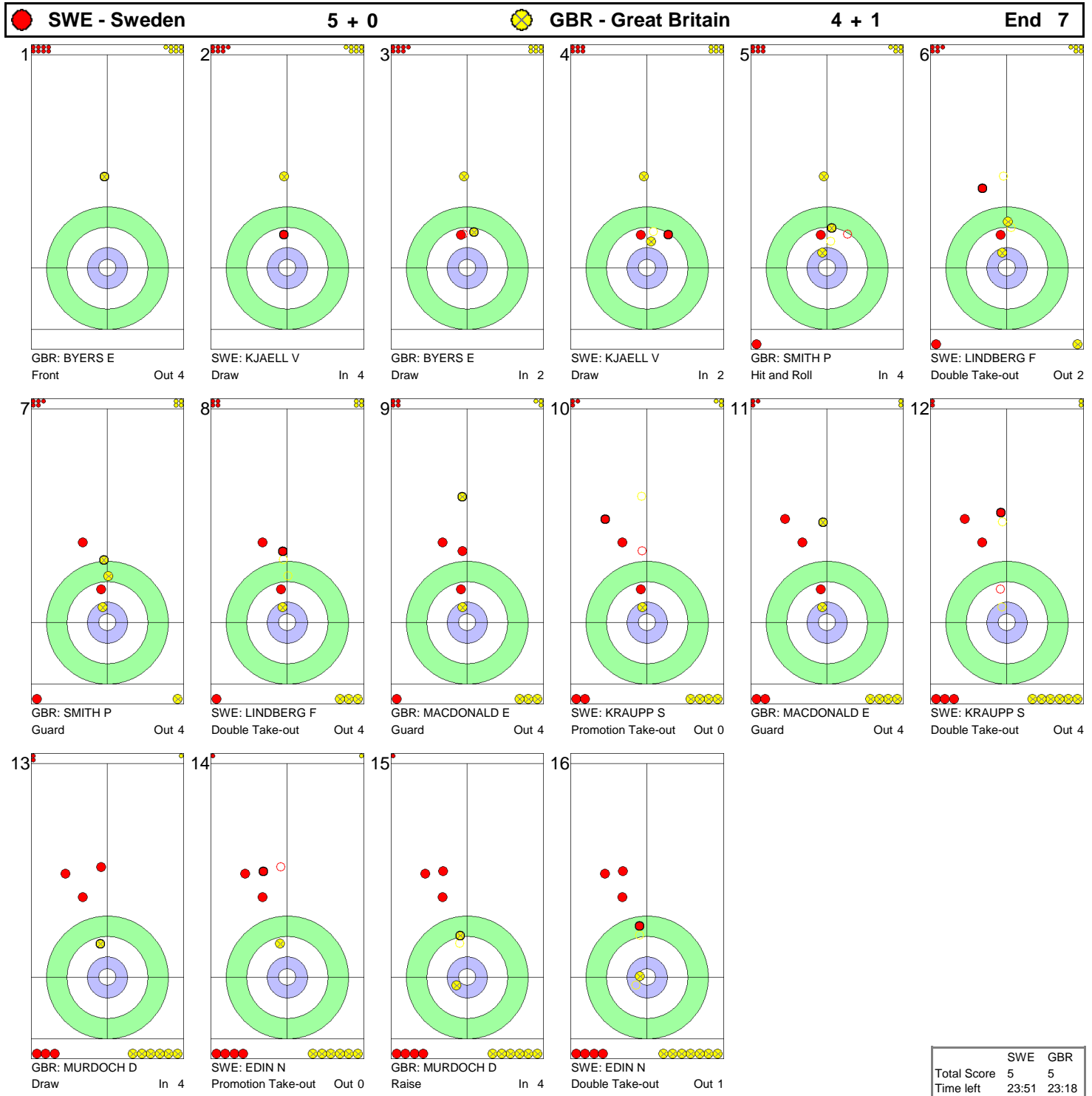


	SWE	GBR
Total Score	5	4
Time left	30:14	30:57



GAME - SHOT BY SHOT / DÉROULEMENT DE LA PARTIE

WED 24 FEB 2010 / MER 24 FÉV 2010 START TIME / DÉBUT 14:00

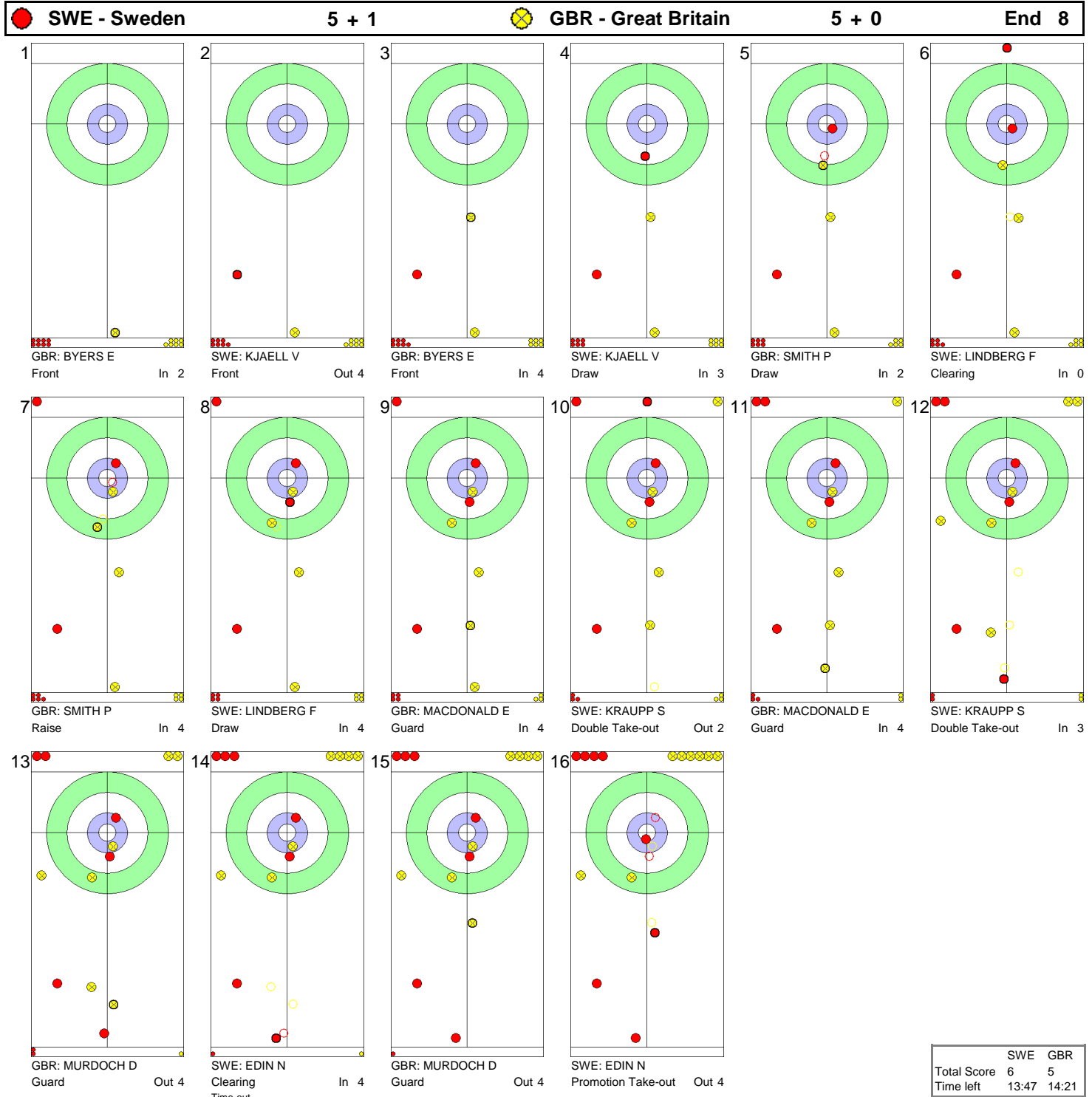


	SWE	GBR
Total Score	5	5
Time left	23:51	23:18



## GAME - SHOT BY SHOT / DÉROULEMENT DE LA PARTIE

WED 24 FEB 2010 / MER 24 FÉV 2010 START TIME / DÉBUT 14:00

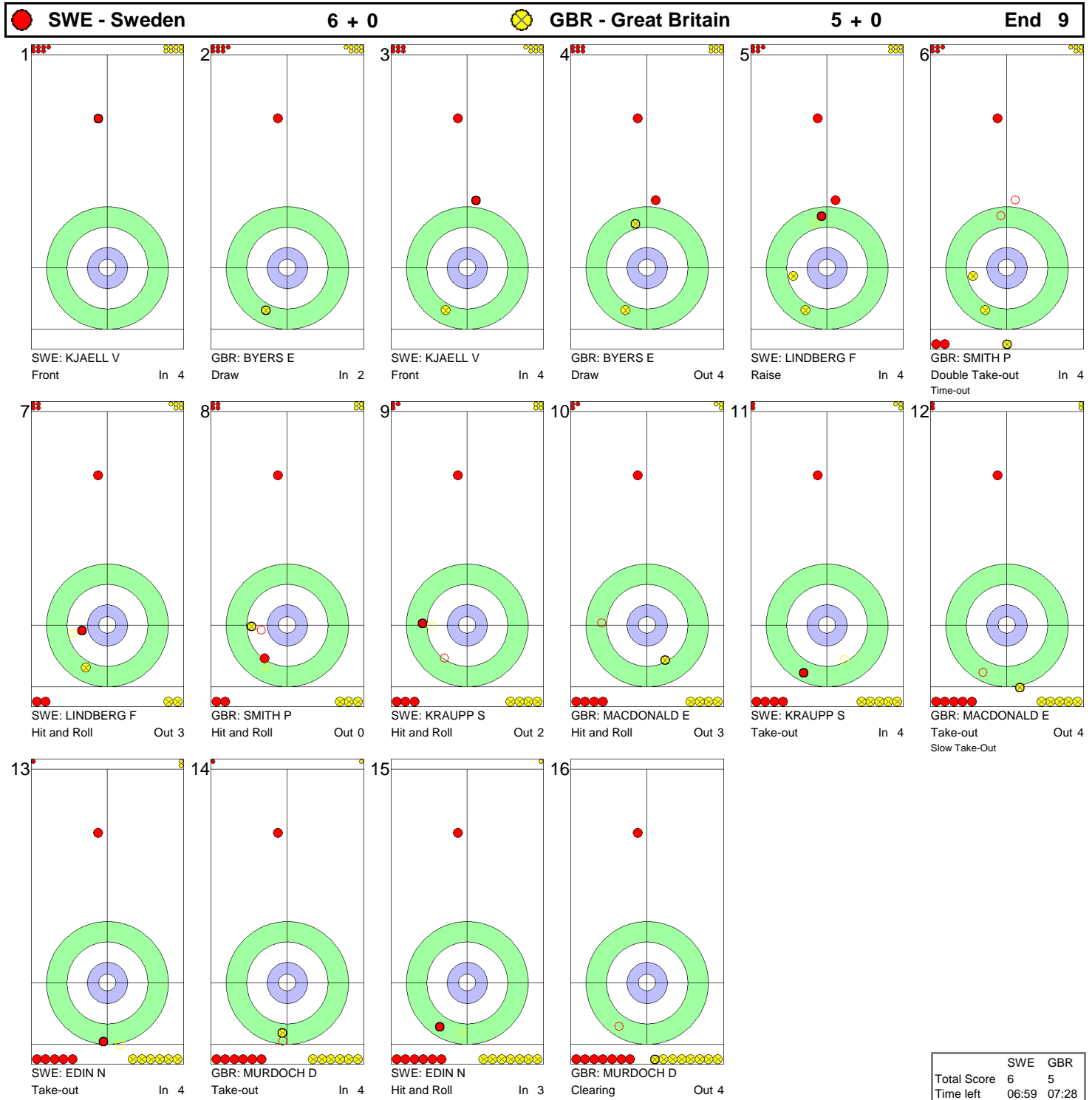


	SWE	GBR
Total Score	6	5
Time left	13:47	14:21



## GAME - SHOT BY SHOT / DÉROULEMENT DE LA PARTIE

WED 24 FEB 2010 / MER 24 FÉV 2010 START TIME / DÉBUT 14:00



	SWE	GBR
Total Score	6	5
Time left	06:59	07:28





## GAME - SHOT BY SHOT / DÉROULEMENT DE LA PARTIE

WED 24 FEB 2010 / MER 24 FÉV 2010 START TIME / DÉBUT 14:00

**● SWE - Sweden 6 + 0**      **● GBR - Great Britain 5 + 1**      **End 10**



	SWE	GBR
Total Score	6	6
Time left	00:00	00:00



## GAME - SHOT BY SHOT / DÉROULEMENT DE LA PARTIE

WED 24 FEB 2010 / MER 24 FÉV 2010 START TIME / DÉBUT 14:00

**SWE - Sweden** 6 + 1 **GBR - Great Britain** 6 + 0 **End 11**



**NOTES**  
Points:  
4 = 100%  
3 = 75%  
2 = 50%  
1 = 25%  
0 = 0%  
X = not considered  
Handle:  
In Clockwise  
Out Counter-clockwise

	SWE	GBR
Total Score	7	6
Time left	04:26	01:20



## COMPETITION MATRIX / GRILLE DE POINTAGE

As of TUE 23 FEB 2010 / En date du MAR 23 FÉV 2010

Team	CAN	CHN	DEN	FRA	GBR	GER	NOR	SUI	SWE	USA
CAN		10 - 3	10 - 3	12 - 5	7 - 6	9 - 4	7 - 6	6 - 4	7 - 3	7 - 2
CHN	3 - 10		8 - 1	5 - 6	4 - 9	6 - 7	5 - 7	5 - 9	5 - 6	11 - 5
DEN	3 - 10	1 - 8		5 - 6	6 - 9	9 - 5	3 - 6	5 - 6	6 - 7	7 - 6
FRA	5 - 12	6 - 5	6 - 5		4 - 9	4 - 9	2 - 9	2 - 6	5 - 4	3 - 4
GBR	6 - 7	9 - 4	9 - 6	9 - 4		8 - 2	5 - 9	3 - 4	4 - 6	4 - 2
GER	4 - 9	7 - 6	5 - 9	9 - 4	2 - 8		4 - 7	7 - 6	3 - 6	7 - 5
NOR	6 - 7	7 - 5	6 - 3	9 - 2	9 - 5	7 - 4		7 - 4	7 - 8	6 - 5
SUI	4 - 6	9 - 5	6 - 5	6 - 2	4 - 3	6 - 7	4 - 7		7 - 3	7 - 6
SWE	3 - 7	6 - 5	7 - 6	4 - 5	6 - 4	6 - 3	8 - 7	3 - 7		7 - 8
USA	2 - 7	5 - 11	6 - 7	4 - 3	2 - 4	5 - 7	5 - 6	6 - 7	8 - 7	

### Standings After Round Robin

Rank	Team	Games	Wins	Losses	
1	CAN - Canada	9	9	0	Q
2	NOR - Norway	9	7	2	Q
3	SUI - Switzerland	9	6	3	Q
4	SWE - Sweden	9	5	4	TB w1
4	GBR - Great Britain	9	5	4	TB w0
6	GER - Germany	9	4	5	
7	FRA - France	9	3	6	
8	CHN - People's Republic of China	9	2	7	w2
9	DEN - Denmark	9	2	7	w1
10	USA - United States of America	9	2	7	w0

#### LEGEND

Q Qualified for the semifinals

TB Involved in the tie-breaker

wx Number of wins (x) against tied teams



## DRAW SHOT CHALLENGE / DÉFI DU LANCER DE PLACEMENT

As of TUE 23 FEB 2010 / En date du MAR 23 FÉV 2010

Rank	Team	Last Stone Draw in each Round Robin Game									DSC
		1	2	3	4	5	6	7	8	9	
1	CAN - Canada	44.4	0.0	0.0	0.0	0.0	0.0	1.2	0.0	0.0	0.15 cm
2	NOR - Norway	32.7	11.2	15.6	0.0	25.3	3.4	9.2	0.0	25.1	11.23 cm
3	DEN - Denmark	0.7	38.0	0.0	15.8	0.0	0.0	0.0	94.3	63.6	14.76 cm
4	GER - Germany	0.0	0.0	0.0	12.0	51.9	0.0	47.5	8.2	146.2	14.95 cm
5	GBR - Great Britain	0.0	48.0	95.6	0.0	11.2	6.7	56.2	11.7	0.0	16.73 cm
6	SWE - Sweden	42.7	36.9	67.9	100.5	0.0	9.8	19.5	23.0	13.8	26.70 cm
7	USA - United States of America	0.0	0.0	43.1	59.9	17.5	105.9	7.3	25.9	185.4	32.45 cm
8	SUI - Switzerland	0.0	25.2	0.0	177.3	1.9	73.2	121.2	60.1	0.0	35.20 cm
9	FRA - France	3.5	49.9	69.1	13.5	185.4	15.9	29.5	80.5	24.0	35.74 cm
10	CHN - People's Republic of China	0.0	93.7	0.0	42.7	16.0	41.0	174.2	151.3	104.3	56.13 cm

### NOTES

The Draw Shot Challenge (DSC) is the average distance of the Last Stone Draws (LSD) which were played by a team during the round robin. The single least favourable LSD result is automatically eliminated before calculating this average distance. The team with the lesser DSC receives the higher ranking.

For teams with equal DSC, the team with the best non-equal LSD receives the higher ranking. In case all LSD are equal, the team ranked higher in the WCF World Ranking is ranked higher.

### LEGEND

DSC Draw Shot Challenge



## SCORING ANALYSIS / ANALYSE DES POINTS MARQUÉS

As of TUE 23 FEB 2010 / En date du MAR 23 FÉV 2010

Team	Games		Stolen Ends	Points Scored						Total	Plus / Minus
				0	1	2	3	4	>4		
CAN - Canada	9	For	5	8	13	13	6	2	2	75	+39
		Against	5	7	22	4	2	0	0	36	
NOR - Norway	9	For	9	4	20	16	4	0	0	64	+21
		Against	1	11	24	5	3	0	0	43	
GBR - Great Britain	9	For	9	10	18	12	5	0	0	57	+13
		Against	6	10	15	13	1	0	0	44	
SUI - Switzerland	9	For	10	12	21	11	2	1	0	53	+9
		Against	9	8	23	9	1	0	0	44	
SWE - Sweden	9	For	8	7	21	10	3	0	0	50	-2
		Against	11	12	24	11	2	0	0	52	
CHN - People's Republic of China	9	For	9	4	27	5	5	0	0	52	-8
		Against	6	4	20	13	2	2	0	60	
GER - Germany	9	For	9	6	23	11	1	0	0	48	-12
		Against	9	4	20	15	2	1	0	60	
USA - United States of America	9	For	10	10	23	10	0	0	0	43	-16
		Against	15	7	27	10	4	0	0	59	
DEN - Denmark	9	For	9	3	26	6	1	1	0	45	-18
		Against	9	12	16	10	6	1	1	63	
FRA - France	9	For	8	15	18	8	1	0	0	37	-26
		Against	15	4	19	12	5	0	1	63	
Total	45		86	79	210	102	28	4	2	524	

### NOTES

Stolen ends are the ends won without the last stone advantage

### LEGEND

>4 More than four points scored



## SUMMARY OF BIG ENDS RÉSUMÉ DES MANCHES AVEC UN HAUT POINTAGE

As of TUE 23 FEB 2010 / En date du MAR 23 FÉV 2010

Points Scored	By	Against	Session	End	Game Score
5	CAN - Canada	FRA - France	5	4	12 : 5
5	CAN - Canada	DEN - Denmark	6	4	10 : 3
4	CAN - Canada	CHN - People's Republic of China	12	1	10 : 3
4	CAN - Canada	CHN - People's Republic of China	12	7	10 : 3
4	DEN - Denmark	GER - Germany	9	4	9 : 5
4	SUI - Switzerland	DEN - Denmark	1	7	6 : 5

### NOTES

Big ends are defined as ends with a score of four or more points.



**CUMULATIVE PERCENTAGE BY POSITION**  
**POURCENTAGE CUMULÉ PAR POSITION**

As of TUE 23 FEB 2010 / En date du MAR 23 FÉV 2010

Fourth	Round -->	1	2	3	4	5	6	7	8	9	AVG
1 ULSRUD Thomas	NOR	80	77	87	84	90	97	90	86	91	86
2 MARTIN Kevin	CAN	93	89	72	70	98	87	94	79	86	85
3 EDIN Niklas	SWE	88	80	67	80	83	83	89	69	78	80
3 MURDOCH David	GBR	66	83	78	86	86	74	85	94	70	80
5 STOECKLI Ralph	SUI	85	72	69	64	65	85	85	94	94	79
6 KAPP Andy	GER	76	69	82	80	79	81	72	79	69	77
7 LIU Rui	CHN	84	55	85	75	71	82	68	66	68	74
8 DUFOUR Thomas	FRA	83	64	73	85	53	79	70	71	68	72
8 FREDERIKSEN Johnny	DEN	78	31	70	84	58	78	89	68	76	72
10 SHUSTER John	USA	72	72	67	69		(3) 82	(3) 70	(3) 67	58	70

Thirds	Round -->	1	2	3	4	5	6	7	8	9	AVG
1 MORRIS John	CAN	90	71	92	75	88	81	90	75	86	83
2 HAUSER Jan	SUI	83	74	85	84	79	89	76	86	82	82
2 KRAUPP Sebastian	SWE	83	83	75	86	69	85	90	83	88	82
4 MACDONALD Ewan	GBR	70	82	91	80	85	64	85	83	78	80
5 NERGAARD Torger	NOR	73	76	79	64	79	89	91	88	73	79
6 SCHMIDT Ulrik	DEN	85	57	65	71	73	89	88	77	80	77
6 SMITH Jason	USA	81	77	74	74	(4) 85	(4) 81	(4) 75	(4) 69		77
8 WANG Fengchun	CHN	83	86	81	71	79	57	76			76
9 ANGIBOUST Tony	FRA	71	83	73	65	67	80	61	76	65	72
10 LANG Andy	GER	71	79	69	76	58	(2) 64	(2) 88	(2) 61	(2) 75	71

Seconds	Round -->	1	2	3	4	5	6	7	8	9	AVG
1 EGGLER Markus	SUI	81	74	81	86	89	89	74	88	96	84
1 KENNEDY Marc	CAN	91	71	94	86	83	71	85	89	88	84
1 LINDBERG Fredrik	SWE	94	90	76	78	77	88	94	65	95	84
1 SVAE Christoffer	NOR	82	83	89	88	84	83	89	83	80	84
5 HOEHNE Holger	GER	91	69	71	78	(1) 76		(1) 86		(1) 78	79
6 JENSEN Bo	DEN	90	84	70		77	75			71	78
6 XU Xiaoming	CHN	81	86	89	69	81	76	74	(3) 79	(3) 68	78
8 DUCROZ Jan Henri	FRA	88	75	69	80	63		63	82	72	76
8 ISAACSON Jeff	USA	68	75	73	81	86	84	74	75	(3) 65	76
8 SMITH Pete	GBR	66	85	69	76	86	71	85	77	75	76



**CUMULATIVE PERCENTAGE BY POSITION**  
**POURCENTAGE CUMULÉ PAR POSITION**

As of TUE 23 FEB 2010 / En date du MAR 23 FÉV 2010

Leads	Round -->	1	2	3	4	5	6	7	8	9	AVG
1 BYERS Euan	GBR	91	85	84	81	85	78	94	83	98	86
1 HEBERT Ben	CAN	92	78	72	100	94	80	94	84	89	86
1 PETERSSON Haavard Vad	NOR	100	76	89	81	78	81	88	95	93	86
4 VILANDT Lars	DEN	88	100	63	78		86	88	93	89	85
5 STRUEBIN Simon	SUI	89	75	79	84	91	85	75	81	91	83
6 KJAELL Viktor	SWE	80	76	96	85	86	86	81	83	66	82
7 ZANG Jialiang	CHN	79	75	80	86	85	93	59	85	91	81
8 BENTON John	USA	89	73	85	82	69	80		85	78	80
9 DUCROZ Richard	FRA	76	88	75	86	75	80	64		83	79
10 KEMPF Andreas	GER	76	83	73	86		72		64		76

Alternates	Round -->	1	2	3	4	5	6	7	8	9	AVG
1 CONNAL Graeme	GBR								(1) 100		100
2 ENRIGHT Adam	CAN				(1) 81						81
3 POULSEN Mikkel	DEN				(2) 88	(1) 71		(2) 79	(2) 81		80
4 PLYS Chris	USA					(3) 66		(1) 85		(2) 75	75
5 LI Hongchen	CHN								(2) 68	(2) 75	71
6 HERBERG Daniel	GER					(2) 71	(3) 72	(3) 63	(3) 83	(3) 63	70
7 MATHIEU Raphael	FRA						(2) 70	(2) 30	(1) 86	(1) 25	65

Teams	Round -->	1	2	3	4	5	6	7	8	9	AVG
1 CAN - Canada		91	77	83	80	90	80	91	82	87	85
2 NOR - Norway		84	78	86	79	83	88	89	88	84	84
3 SUI - Switzerland		84	74	79	79	81	87	78	87	91	82
3 SWE - Sweden		86	82	78	82	79	85	88	75	82	82
5 GBR - Great Britain		73	84	80	81	86	72	87	85	80	81
6 DEN - Denmark		85	69	67	80	70	82	86	80	79	78
7 CHN - People's Republic of China		82	75	84	75	79	77	69	75	75	77
8 USA - United States of America		78	74	75	76	77	82	76	74	69	76
9 GER - Germany		79	75	73	80	71	72	77	72	71	75
10 FRA - France		79	77	73	79	64	77	59	79	67	73

**NOTES**

"(n)" denotes a position different from original line-up position: (4) - Fourth, (3) - Third, (2) - Second, (1) - Lead





## CUMULATIVE PLAYER STATISTICS BY TEAM STATISTIQUES CUMULÉES DES JOUEURS PAR ÉQUIPE

As of TUE 23 FEB 2010 / En date du MAR 23 FÉV 2010

### CAN - Canada

#### MARTIN Kevin

Type	In-turn		Skip		Right-handed	
	In-turn	%	Out-turn	%	Total	%
Draw	22	90	24	93	46	91
Front	0	-	0	-	0	-
Guard	3	92	6	79	9	83
Raise	1	100	8	75	9	78
Wick / Soft Peeling	0	-	2	63	2	63
Freeze	0	-	0	-	0	-
Take-out	12	96	20	88	32	91
Hit and Roll	4	63	7	82	11	75
Clearing	8	100	10	90	18	94
Double Take-out	5	60	10	90	15	80
Promotion Take-out	7	43	6	83	13	62
not considered	1	-	1	-	2	-
All Draws	26	90	40	86	66	88
All Take-outs	36	78	53	87	89	83
Total	62	83	93	87	155	85

#### MORRIS John

Type	In-turn		Third		Right-handed	
	In-turn	%	Out-turn	%	Total	%
Draw	10	83	16	86	26	85
Front	0	-	1	100	1	100
Guard	4	63	9	89	13	81
Raise	5	100	5	85	10	93
Wick / Soft Peeling	0	-	1	100	1	100
Freeze	0	-	0	-	0	-
Take-out	6	92	18	81	24	83
Hit and Roll	11	75	10	80	21	77
Clearing	16	100	16	91	32	95
Double Take-out	11	61	8	81	19	70
Promotion Take-out	5	55	6	79	11	68
not considered	0	-	0	-	0	-
All Draws	19	83	32	88	51	86
All Take-outs	49	80	58	83	107	82
Total	68	81	90	85	158	83

#### KENNEDY Marc

Type	In-turn		Second		Left-handed	
	In-turn	%	Out-turn	%	Total	%
Draw	22	69	8	84	30	73
Front	1	100	1	100	2	100
Guard	2	100	6	96	8	97
Raise	2	100	4	88	6	92
Wick / Soft Peeling	0	-	0	-	0	-
Freeze	0	-	0	-	0	-
Take-out	8	88	10	85	18	86
Hit and Roll	5	85	13	75	18	78
Clearing	29	100	21	94	50	98
Double Take-out	10	73	8	94	18	82
Promotion Take-out	3	33	4	25	7	29
not considered	0	-	1	-	1	-
All Draws	27	75	19	89	46	81
All Take-outs	55	88	56	83	111	86
Total	82	84	75	85	157	84

#### HEBERT Ben

Type	In-turn		Lead		Right-handed	
	In-turn	%	Out-turn	%	Total	%
Draw	11	57	68	91	79	86
Front	10	98	12	83	22	90
Guard	1	100	14	80	15	82
Raise	1	100	2	100	3	100
Wick / Soft Peeling	1	50	6	75	7	71
Freeze	0	-	0	-	0	-
Take-out	2	100	10	95	12	96
Hit and Roll	2	88	6	71	8	75
Clearing	0	-	2	75	2	75
Double Take-out	0	-	0	-	0	-
Promotion Take-out	0	-	0	-	0	-
not considered	1	-	1	-	2	-
All Draws	24	77	102	88	126	86
All Take-outs	4	94	18	85	22	86
Total	28	79	120	88	148	86

#### ENRIGHT Adam

Type	In-turn		Alternate		Right-handed	
	In-turn	%	Out-turn	%	Total	%
Draw	0	-	6	75	6	75
Front	0	-	0	-	0	-
Guard	0	-	0	-	0	-
Raise	0	-	0	-	0	-
Wick / Soft Peeling	0	-	0	-	0	-
Freeze	0	-	0	-	0	-
Take-out	0	-	0	-	0	-
Hit and Roll	0	-	0	-	0	-
Clearing	1	100	1	100	2	100
Double Take-out	0	-	0	-	0	-
Promotion Take-out	0	-	0	-	0	-
not considered	0	-	0	-	0	-
All Draws	0	-	6	75	6	75
All Take-outs	1	100	1	100	2	100
Total	1	100	7	79	8	81

#### Team: CAN - Canada

Type	In-turn	%	Out-turn	%	Total	%
Draw	65	76	122	90	187	85
Front	11	98	14	86	25	91
Guard	10	83	35	85	45	84
Raise	9	100	19	83	28	88
Wick / Soft Peeling	1	50	9	75	10	73
Freeze	0	-	0	-	0	-
Take-out	28	93	58	86	86	88
Hit and Roll	22	76	36	77	58	77
Clearing	54	100	50	92	104	96
Double Take-out	26	65	26	88	52	77
Promotion Take-out	15	45	16	67	31	56
not considered	2	-	3	-	5	-
All Draws	96	81	199	87	295	85
All Take-outs	145	83	186	85	331	84
Total	241	82	385	86	626	85



## CUMULATIVE PLAYER STATISTICS BY TEAM STATISTIQUES CUMULÉES DES JOUEURS PAR ÉQUIPE

As of TUE 23 FEB 2010 / En date du MAR 23 FÉV 2010

### CHN - People's Republic of China

Type	LIU Rui		Fourth		Right-handed	
	In-turn	%	Out-turn	%	Total	%
Draw	30	78	37	64	67	71
Front	0	-	1	100	1	100
Guard	9	72	5	70	14	71
Raise	4	69	5	50	9	58
Wick / Soft Peeling	1	100	0	-	1	100
Freeze	1	25	0	-	1	25
Take-out	10	75	14	93	24	85
Hit and Roll	6	88	7	86	13	87
Clearing	6	75	2	50	8	69
Double Take-out	9	89	8	72	17	81
Promotion Take-out	4	63	3	33	7	50
not considered	0	-	1	-	1	-
All Draws	45	76	48	64	93	70
All Take-outs	35	79	34	79	69	79
Total	80	77	82	70	162	74

Type	WANG Fengchun		Skip		Right-handed	
	In-turn	%	Out-turn	%	Total	%
Draw	15	82	21	62	36	70
Front	2	100	4	100	6	100
Guard	9	75	6	83	15	78
Raise	4	69	4	88	8	78
Wick / Soft Peeling	0	-	0	-	0	-
Freeze	0	-	0	-	0	-
Take-out	7	79	13	83	20	81
Hit and Roll	11	75	4	81	15	77
Clearing	9	86	4	100	13	90
Double Take-out	5	50	11	68	16	63
Promotion Take-out	3	33	1	100	4	50
not considered	0	-	0	-	0	-
All Draws	30	79	35	73	65	76
All Take-outs	35	71	33	80	68	76
Total	65	75	68	76	133	76

Type	XU Xiaoming		Second		Right-handed	
	In-turn	%	Out-turn	%	Total	%
Draw	21	73	25	73	46	73
Front	5	100	7	100	12	100
Guard	9	81	8	81	17	81
Raise	4	38	4	81	8	59
Wick / Soft Peeling	0	-	0	-	0	-
Freeze	0	-	0	-	0	-
Take-out	13	83	7	100	20	89
Hit and Roll	9	86	14	68	23	75
Clearing	5	90	19	92	24	92
Double Take-out	1	100	7	57	8	63
Promotion Take-out	4	44	4	50	8	47
not considered	0	-	0	-	0	-
All Draws	39	74	44	80	83	77
All Take-outs	32	80	51	78	83	79
Total	71	77	95	79	166	78

Type	ZANG Jialiang		Lead		Right-handed	
	In-turn	%	Out-turn	%	Total	%
Draw	21	71	56	72	77	72
Front	20	89	42	92	62	91
Guard	4	81	5	75	9	78
Raise	0	-	1	0	1	0
Wick / Soft Peeling	0	-	2	100	2	100
Freeze	0	-	0	-	0	-
Take-out	1	100	8	100	9	100
Hit and Roll	1	100	3	75	4	81
Clearing	0	-	0	-	0	-
Double Take-out	0	-	2	75	2	75
Promotion Take-out	0	-	0	-	0	-
not considered	0	-	0	-	0	-
All Draws	45	80	106	80	151	80
All Take-outs	2	100	13	90	15	92
Total	47	81	119	81	166	81

Type	LI Hongchen		Alternate		Right-handed	
	In-turn	%	Out-turn	%	Total	%
Draw	2	75	7	68	9	69
Front	0	-	0	-	0	-
Guard	1	100	2	75	3	83
Raise	0	-	4	69	4	69
Wick / Soft Peeling	0	-	0	-	0	-
Freeze	0	-	0	-	0	-
Take-out	2	100	5	80	7	86
Hit and Roll	2	63	0	-	2	63
Clearing	2	75	3	67	5	70
Double Take-out	0	-	1	50	1	50
Promotion Take-out	0	-	1	0	1	0
not considered	0	-	0	-	0	-
All Draws	3	83	13	69	16	72
All Take-outs	6	79	10	65	16	70
Total	9	81	23	67	32	71

### Team: CHN - People's Republic of China

Type	In-turn	%	Out-turn	%	Total	%
Draw	89	76	146	68	235	71
Front	27	92	54	94	81	93
Guard	32	77	26	78	58	78
Raise	12	58	18	67	30	63
Wick / Soft Peeling	1	100	2	100	3	100
Freeze	1	25	0	-	1	25
Take-out	33	81	47	91	80	87
Hit and Roll	29	81	28	75	57	78
Clearing	22	83	28	88	50	86
Double Take-out	15	77	29	66	44	70
Promotion Take-out	11	48	9	44	20	46
not considered	0	-	1	-	1	-
All Draws	162	77	246	75	408	76
All Take-outs	110	78	141	79	251	78
Total	272	77	387	77	659	77



## CUMULATIVE PLAYER STATISTICS BY TEAM STATISTIQUES CUMULÉES DES JOUEURS PAR ÉQUIPE

As of TUE 23 FEB 2010 / En date du MAR 23 FÉV 2010

### DEN - Denmark

#### FREDERIKSEN Johnny

Type	In-turn		Out-turn		Total	
	%	%	%	%	%	%
Draw	25	68	32	74	57	71
Front	1	100	0	-	1	100
Guard	5	75	2	75	7	75
Raise	7	68	5	35	12	54
Wick / Soft Peeling	0	-	0	-	0	-
Freeze	0	-	0	-	0	-
Take-out	17	84	24	81	41	82
Hit and Roll	14	73	10	75	24	74
Clearing	0	-	3	83	3	83
Double Take-out	8	72	3	83	11	75
Promotion Take-out	3	33	8	50	11	45
not considered	1	-	0	-	1	-
All Draws	38	70	39	69	77	69
All Take-outs	42	74	48	75	90	75
Total	80	72	87	72	167	72

#### SCHMIDT Ulrik

Type	In-turn		Out-turn		Total	
	%	%	%	%	%	%
Draw	29	76	24	73	53	75
Front	2	100	1	100	3	100
Guard	13	83	9	94	22	88
Raise	6	75	3	75	9	75
Wick / Soft Peeling	0	-	0	-	0	-
Freeze	0	-	0	-	0	-
Take-out	14	89	11	82	25	86
Hit and Roll	13	54	17	75	30	66
Clearing	4	100	7	79	11	86
Double Take-out	4	50	11	70	15	65
Promotion Take-out	1	50	1	100	2	75
not considered	0	-	0	-	0	-
All Draws	50	79	37	79	87	79
All Take-outs	36	72	47	77	83	75
Total	86	76	84	78	170	77

#### JENSEN Bo

Type	In-turn		Out-turn		Total	
	%	%	%	%	%	%
Draw	24	66	13	75	37	69
Front	12	100	10	100	22	100
Guard	8	66	2	50	10	63
Raise	3	17	2	13	5	15
Wick / Soft Peeling	0	-	0	-	0	-
Freeze	0	-	0	-	0	-
Take-out	4	100	4	63	8	81
Hit and Roll	5	85	6	83	11	84
Clearing	3	100	5	100	8	100
Double Take-out	3	67	4	88	7	79
Promotion Take-out	0	-	0	-	0	-
not considered	0	-	0	-	0	-
All Draws	47	71	27	78	74	74
All Take-outs	15	88	19	84	34	86
Total	62	75	46	80	108	78

#### VILANDT Lars

Type	In-turn		Out-turn		Total	
	%	%	%	%	%	%
Draw	37	78	17	85	54	80
Front	52	91	16	91	68	91
Guard	7	89	4	88	11	89
Raise	4	75	2	100	6	83
Wick / Soft Peeling	0	-	0	-	0	-
Freeze	0	-	0	-	0	-
Take-out	6	50	4	88	10	65
Hit and Roll	2	88	1	100	3	92
Clearing	1	100	0	-	1	100
Double Take-out	1	50	1	50	2	50
Promotion Take-out	0	-	0	-	0	-
not considered	1	-	2	-	3	-
All Draws	100	86	39	88	139	86
All Take-outs	10	63	6	83	16	70
Total	110	83	45	88	155	85

#### POULSEN Mikkel

Type	In-turn		Out-turn		Total	
	%	%	%	%	%	%
Draw	14	71	4	100	18	78
Front	3	100	3	100	6	100
Guard	5	70	4	75	9	72
Raise	0	-	1	0	1	0
Wick / Soft Peeling	0	-	0	-	0	-
Freeze	0	-	0	-	0	-
Take-out	7	79	3	100	10	85
Hit and Roll	3	58	3	100	6	79
Clearing	4	75	11	86	15	83
Double Take-out	4	75	1	100	5	80
Promotion Take-out	1	25	3	100	4	81
not considered	0	-	0	-	0	-
All Draws	22	75	12	83	34	78
All Take-outs	19	71	21	93	40	83
Total	41	73	33	89	74	80

#### Team: DEN - Denmark

Type	In-turn		Out-turn		Total	
	%	%	%	%	%	%
Draw	129	72	90	77	219	74
Front	70	94	30	95	100	94
Guard	38	78	21	83	59	80
Raise	20	64	13	48	33	58
Wick / Soft Peeling	0	-	0	-	0	-
Freeze	0	-	0	-	0	-
Take-out	48	82	46	82	94	82
Hit and Roll	37	68	37	79	74	73
Clearing	12	92	26	87	38	88
Double Take-out	20	66	20	76	40	71
Promotion Take-out	5	35	12	67	17	57
not considered	2	-	2	-	4	-
All Draws	257	78	154	79	411	79
All Take-outs	122	74	141	80	263	77
Total	379	77	295	79	674	78



## CUMULATIVE PLAYER STATISTICS BY TEAM STATISTIQUES CUMULÉES DES JOUEURS PAR ÉQUIPE

As of TUE 23 FEB 2010 / En date du MAR 23 FÉV 2010

### FRA - France

#### DUFOUR Thomas

Type	In-turn		Skip		Right-handed	
	In-turn	%	Out-turn	%	Total	%
Draw	34	60	15	58	49	59
Front	1	100	1	100	2	100
Guard	5	80	0	-	5	80
Raise	7	86	2	75	9	83
Wick / Soft Peeling	0	-	0	-	0	-
Freeze	2	50	1	100	3	67
Take-out	12	88	14	84	26	86
Hit and Roll	13	67	7	61	20	65
Clearing	4	63	11	100	15	90
Double Take-out	13	79	8	66	21	74
Promotion Take-out	6	71	5	70	11	70
not considered	0	-	5	-	5	-
All Draws	49	66	19	64	68	65
All Take-outs	48	76	45	79	93	77
Total	97	71	64	75	161	72

#### ANGIBOUST Tony

Type	In-turn		Third		Right-handed	
	In-turn	%	Out-turn	%	Total	%
Draw	33	70	17	71	50	71
Front	3	92	2	100	5	95
Guard	5	95	4	88	9	92
Raise	6	50	5	60	11	55
Wick / Soft Peeling	0	-	0	-	0	-
Freeze	0	-	0	-	0	-
Take-out	21	83	17	78	38	81
Hit and Roll	10	70	10	65	20	68
Clearing	4	88	5	50	9	67
Double Take-out	8	56	8	66	16	61
Promotion Take-out	5	70	2	25	7	57
not considered	1	-	0	-	1	-
All Draws	47	72	28	73	75	72
All Take-outs	48	75	42	67	90	71
Total	95	73	70	69	165	72

#### DUCROZ Jan Henri

Type	In-turn		Second		Right-handed	
	In-turn	%	Out-turn	%	Total	%
Draw	27	69	21	63	48	67
Front	8	75	3	67	11	73
Guard	7	86	3	75	10	83
Raise	6	71	3	33	9	58
Wick / Soft Peeling	0	-	0	-	0	-
Freeze	0	-	0	-	0	-
Take-out	14	89	14	79	28	84
Hit and Roll	3	92	6	75	9	81
Clearing	2	100	12	92	14	93
Double Take-out	0	-	3	100	3	100
Promotion Take-out	1	100	3	50	4	63
not considered	0	-	0	-	0	-
All Draws	48	73	30	62	78	69
All Take-outs	20	91	38	82	58	85
Total	68	78	68	73	136	76

#### DUCROZ Richard

Type	In-turn		Lead		Right-handed	
	In-turn	%	Out-turn	%	Total	%
Draw	38	82	18	61	56	75
Front	42	80	10	75	52	79
Guard	9	81	0	-	9	81
Raise	0	-	2	100	2	100
Wick / Soft Peeling	0	-	0	-	0	-
Freeze	0	-	0	-	0	-
Take-out	10	85	5	90	15	87
Hit and Roll	0	-	2	75	2	75
Clearing	0	-	0	-	0	-
Double Take-out	2	75	0	-	2	75
Promotion Take-out	0	-	0	-	0	-
not considered	0	-	0	-	0	-
All Draws	89	81	30	68	119	78
All Take-outs	12	83	7	86	19	84
Total	101	81	37	72	138	79

#### MATHIEU Raphael

Type	In-turn		Alternate		Right-handed	
	In-turn	%	Out-turn	%	Total	%
Draw	19	70	8	69	27	69
Front	5	40	2	100	7	57
Guard	3	92	0	-	3	92
Raise	0	-	0	-	0	-
Wick / Soft Peeling	1	0	0	-	1	0
Freeze	0	-	0	-	0	-
Take-out	6	100	0	-	6	100
Hit and Roll	5	40	2	50	7	43
Clearing	0	-	3	83	3	83
Double Take-out	1	50	2	0	3	17
Promotion Take-out	0	-	1	0	1	0
not considered	0	-	0	-	0	-
All Draws	28	64	10	75	38	67
All Take-outs	12	71	8	44	20	60
Total	40	66	18	61	58	65

#### Team: FRA - France

Type	In-turn	%	Out-turn	%	Total	%
Draw	151	71	79	64	230	68
Front	59	77	18	81	77	78
Guard	29	85	7	82	36	85
Raise	19	70	12	63	31	67
Wick / Soft Peeling	1	0	0	-	1	0
Freeze	2	50	1	100	3	67
Take-out	63	87	50	81	113	85
Hit and Roll	31	66	27	66	58	66
Clearing	10	80	31	87	41	85
Double Take-out	24	70	21	64	45	67
Promotion Take-out	12	73	11	50	23	62
not considered	1	-	5	-	6	-
All Draws	261	73	117	68	378	71
All Take-outs	140	78	140	74	280	76
Total	401	75	257	71	658	73



## CUMULATIVE PLAYER STATISTICS BY TEAM STATISTIQUES CUMULÉES DES JOUEURS PAR ÉQUIPE

As of TUE 23 FEB 2010 / En date du MAR 23 FÉV 2010

### GBR - Great Britain

#### MURDOCH David

Type	In-turn		Skip		Right-handed	
	In-turn	%	Out-turn	%	Total	%
Draw	12	71	34	76	46	74
Front	0	-	0	-	0	-
Guard	2	75	1	75	3	75
Raise	6	58	2	100	8	69
Wick / Soft Peeling	0	-	1	25	1	25
Freeze	0	-	0	-	0	-
Take-out	26	97	26	87	52	92
Hit and Roll	8	78	10	83	18	81
Clearing	9	89	8	88	17	88
Double Take-out	5	50	10	73	15	65
Promotion Take-out	2	88	3	25	5	50
not considered	0	-	3	-	3	-
All Draws	20	68	38	76	58	73
All Take-outs	50	88	57	80	107	84
Total	70	82	95	78	165	80

#### MACDONALD Ewan

Type	In-turn		Third		Right-handed	
	In-turn	%	Out-turn	%	Total	%
Draw	16	78	22	60	38	68
Front	1	100	2	100	3	100
Guard	4	81	1	100	5	85
Raise	3	50	6	75	9	67
Wick / Soft Peeling	0	-	1	100	1	100
Freeze	0	-	0	-	0	-
Take-out	16	84	20	90	36	88
Hit and Roll	7	82	12	83	19	83
Clearing	7	100	15	97	22	98
Double Take-out	15	78	12	63	27	71
Promotion Take-out	4	69	4	75	8	72
not considered	0	-	0	-	0	-
All Draws	24	76	32	68	56	71
All Take-outs	49	83	63	84	112	84
Total	73	81	95	79	168	80

#### SMITH Pete

Type	In-turn		Second		Right-handed	
	In-turn	%	Out-turn	%	Total	%
Draw	20	74	20	66	40	70
Front	2	100	5	100	7	100
Guard	2	88	3	67	5	75
Raise	6	63	2	50	8	59
Wick / Soft Peeling	0	-	0	-	0	-
Freeze	0	-	0	-	0	-
Take-out	8	88	17	71	25	76
Hit and Roll	17	78	11	70	28	75
Clearing	8	100	23	90	31	93
Double Take-out	9	83	9	69	18	76
Promotion Take-out	2	50	4	38	6	42
not considered	0	-	0	-	0	-
All Draws	30	74	30	71	60	73
All Take-outs	44	84	64	75	108	79
Total	74	80	94	74	168	76

#### BYERS Euan

Type	In-turn		Lead		Right-handed	
	In-turn	%	Out-turn	%	Total	%
Draw	24	77	42	86	66	83
Front	22	91	30	98	52	95
Guard	4	94	6	58	10	73
Raise	3	92	1	100	4	94
Wick / Soft Peeling	4	75	4	50	8	63
Freeze	0	-	0	-	0	-
Take-out	4	100	10	90	14	93
Hit and Roll	4	88	0	-	4	88
Clearing	1	100	0	-	1	100
Double Take-out	0	-	0	-	0	-
Promotion Take-out	0	-	0	-	0	-
not considered	2	-	5	-	7	-
All Draws	57	84	83	87	140	86
All Take-outs	9	94	10	90	19	92
Total	66	86	93	87	159	86

#### CONNAL Graeme

Type	In-turn		Alternate		Right-handed	
	In-turn	%	Out-turn	%	Total	%
Draw	2	100	0	-	2	100
Front	0	-	0	-	0	-
Guard	0	-	0	-	0	-
Raise	0	-	0	-	0	-
Wick / Soft Peeling	0	-	0	-	0	-
Freeze	0	-	0	-	0	-
Take-out	0	-	0	-	0	-
Hit and Roll	0	-	0	-	0	-
Clearing	0	-	0	-	0	-
Double Take-out	0	-	0	-	0	-
Promotion Take-out	0	-	0	-	0	-
not considered	0	-	0	-	0	-
All Draws	2	100	0	-	2	100
All Take-outs	0	-	0	-	0	-
Total	2	100	0	-	2	100

#### Team: GBR - Great Britain

Type	In-turn	%	Out-turn	%	Total	%
Draw	74	76	118	75	192	75
Front	25	92	37	99	62	96
Guard	12	85	11	66	23	76
Raise	18	64	11	77	29	69
Wick / Soft Peeling	4	75	6	54	10	63
Freeze	0	-	0	-	0	-
Take-out	54	92	73	84	127	88
Hit and Roll	36	80	33	79	69	79
Clearing	25	96	46	92	71	93
Double Take-out	29	75	31	68	60	71
Promotion Take-out	8	69	11	48	19	57
not considered	2	-	8	-	10	-
All Draws	133	78	183	79	316	78
All Take-outs	152	85	194	80	346	83
Total	285	82	377	80	662	81



## CUMULATIVE PLAYER STATISTICS BY TEAM STATISTIQUES CUMULÉES DES JOUEURS PAR ÉQUIPE

As of MON 22 FEB 2010 / En date du LUN 22 FÉV 2010

### GER - Germany

#### KAPP Andy

Type	In-turn		Skip		Right-handed	
	In-turn	%	Out-turn	%	Total	%
Draw	37	78	26	77	63	77
Front	0	-	0	-	0	-
Guard	4	94	2	75	6	88
Raise	7	54	4	69	11	59
Wick / Soft Peeling	0	-	0	-	0	-
Freeze	0	-	0	-	0	-
Take-out	9	83	15	82	24	82
Hit and Roll	9	64	16	81	25	75
Clearing	7	100	2	50	9	89
Double Take-out	11	66	10	75	21	70
Promotion Take-out	1	0	5	90	6	75
not considered	1	-	1	-	2	-
All Draws	48	76	32	76	80	76
All Take-outs	37	74	48	80	85	77
Total	85	75	80	78	165	77

#### LANG Andy

Type	In-turn		Third		Right-handed	
	In-turn	%	Out-turn	%	Total	%
Draw	30	60	28	64	58	62
Front	1	100	7	100	8	100
Guard	2	100	14	86	16	88
Raise	7	75	0	-	7	75
Wick / Soft Peeling	0	-	1	100	1	100
Freeze	0	-	0	-	0	-
Take-out	9	81	9	83	18	82
Hit and Roll	12	60	13	81	25	71
Clearing	5	80	7	93	12	88
Double Take-out	9	42	7	68	16	53
Promotion Take-out	5	60	4	56	9	58
not considered	0	-	0	-	0	-
All Draws	40	66	50	76	90	71
All Take-outs	40	63	40	79	80	71
Total	80	64	90	77	170	71

#### HOEHNE Holger

Type	In-turn		Second		Right-handed	
	In-turn	%	Out-turn	%	Total	%
Draw	7	89	21	75	28	79
Front	14	91	27	91	41	91
Guard	4	81	3	100	7	89
Raise	2	63	6	42	8	47
Wick / Soft Peeling	1	100	3	17	4	38
Freeze	0	-	0	-	0	-
Take-out	6	67	11	82	17	76
Hit and Roll	5	80	6	63	11	70
Clearing	3	67	8	100	11	91
Double Take-out	0	-	5	50	5	50
Promotion Take-out	1	75	0	-	1	75
not considered	0	-	1	-	1	-
All Draws	28	88	60	77	88	80
All Take-outs	15	72	30	78	45	76
Total	43	82	90	77	133	79

#### KEMPF Andreas

Type	In-turn		Lead		Right-handed	
	In-turn	%	Out-turn	%	Total	%
Draw	9	39	31	85	40	74
Front	15	78	30	82	45	81
Guard	3	75	7	61	10	65
Raise	1	100	2	50	3	67
Wick / Soft Peeling	3	33	2	100	5	60
Freeze	0	-	0	-	0	-
Take-out	1	100	6	75	7	79
Hit and Roll	1	75	2	100	3	92
Clearing	0	-	0	-	0	-
Double Take-out	0	-	0	-	0	-
Promotion Take-out	0	-	0	-	0	-
not considered	0	-	1	-	1	-
All Draws	31	63	72	81	103	75
All Take-outs	2	88	8	81	10	83
Total	33	64	80	81	113	76

#### HERBERG Daniel

Type	In-turn		Alternate		Right-handed	
	In-turn	%	Out-turn	%	Total	%
Draw	17	65	11	68	28	66
Front	5	100	3	100	8	100
Guard	1	100	11	77	12	79
Raise	3	50	1	100	4	63
Wick / Soft Peeling	0	-	0	-	0	-
Freeze	0	-	0	-	0	-
Take-out	4	50	2	0	6	33
Hit and Roll	4	75	7	75	11	75
Clearing	9	67	3	100	12	75
Double Take-out	4	63	3	67	7	64
Promotion Take-out	2	38	2	88	4	63
not considered	0	-	0	-	0	-
All Draws	26	71	26	77	52	74
All Take-outs	23	62	17	71	40	66
Total	49	67	43	74	92	70

#### Team: GER - Germany

Type	In-turn	%	Out-turn	%	Total	%
Draw	100	68	117	75	217	71
Front	35	87	67	88	102	88
Guard	14	88	37	79	51	81
Raise	20	64	13	56	33	61
Wick / Soft Peeling	4	50	6	58	10	55
Freeze	0	-	0	-	0	-
Take-out	29	75	43	77	72	76
Hit and Roll	31	67	44	78	75	74
Clearing	24	79	20	93	44	85
Double Take-out	24	56	25	67	49	62
Promotion Take-out	9	50	11	77	20	65
not considered	1	-	3	-	4	-
All Draws	173	72	240	78	413	75
All Take-outs	117	68	143	78	260	73
Total	290	71	383	78	673	75



## CUMULATIVE PLAYER STATISTICS BY TEAM STATISTIQUES CUMULÉES DES JOUEURS PAR ÉQUIPE

As of TUE 23 FEB 2010 / En date du MAR 23 FÉV 2010

### NOR - Norway

#### ULSRUD Thomas

Type	In-turn		Skip		Right-handed	
	In-turn	%	Out-turn	%	Total	%
Draw	26	86	24	95	50	90
Front	1	100	1	100	2	100
Guard	7	93	2	100	9	94
Raise	4	69	7	82	11	77
Wick / Soft Peeling	0	-	1	100	1	100
Freeze	0	-	1	0	1	0
Take-out	19	95	26	92	45	93
Hit and Roll	11	80	7	54	18	69
Clearing	4	100	9	100	13	100
Double Take-out	9	72	8	78	17	75
Promotion Take-out	1	100	6	71	7	75
not considered	0	-	1	-	1	-
All Draws	38	86	36	90	74	88
All Take-outs	44	87	56	84	100	86
Total	82	86	92	87	174	86

#### NERGAARD Torger

Type	In-turn		Third		Right-handed	
	In-turn	%	Out-turn	%	Total	%
Draw	21	74	8	44	29	66
Front	0	-	3	100	3	100
Guard	8	100	7	86	15	93
Raise	3	92	1	75	4	88
Wick / Soft Peeling	0	-	0	-	0	-
Freeze	0	-	0	-	0	-
Take-out	12	79	29	83	41	82
Hit and Roll	11	75	14	80	25	78
Clearing	21	96	12	83	33	92
Double Take-out	12	79	7	43	19	66
Promotion Take-out	5	40	2	75	7	50
not considered	0	-	0	-	0	-
All Draws	32	82	19	70	51	77
All Take-outs	61	81	64	78	125	79
Total	93	81	83	76	176	79

#### SVAE Christoffer

Type	In-turn		Second		Right-handed	
	In-turn	%	Out-turn	%	Total	%
Draw	16	69	10	85	26	75
Front	1	100	2	100	3	100
Guard	7	93	8	81	15	87
Raise	2	75	1	100	3	83
Wick / Soft Peeling	1	100	0	-	1	100
Freeze	0	-	0	-	0	-
Take-out	16	75	25	80	41	78
Hit and Roll	17	82	12	85	29	84
Clearing	25	98	18	100	43	99
Double Take-out	3	92	4	75	7	82
Promotion Take-out	5	40	3	100	8	63
not considered	0	-	0	-	0	-
All Draws	27	78	21	86	48	81
All Take-outs	66	84	62	88	128	86
Total	93	82	83	87	176	84

#### PETERSSON Haavard Vad

Type	In-turn		Lead		Right-handed	
	In-turn	%	Out-turn	%	Total	%
Draw	13	85	58	89	71	88
Front	8	100	34	91	42	93
Guard	1	100	11	75	12	77
Raise	2	88	0	-	2	88
Wick / Soft Peeling	3	33	8	63	11	55
Freeze	0	-	0	-	0	-
Take-out	6	88	19	89	25	89
Hit and Roll	3	75	1	75	4	75
Clearing	1	100	1	100	2	100
Double Take-out	0	-	0	-	0	-
Promotion Take-out	0	-	0	-	0	-
not considered	3	-	4	-	7	-
All Draws	27	84	111	86	138	86
All Take-outs	10	85	21	89	31	88
Total	37	84	132	87	169	86

#### LOEVOLD Thomas

Type	In-turn		Alternate		Right-handed	
	In-turn	%	Out-turn	%	Total	%
Draw	0	-	0	-	0	-
Front	0	-	0	-	0	-
Guard	0	-	0	-	0	-
Raise	0	-	0	-	0	-
Wick / Soft Peeling	0	-	0	-	0	-
Freeze	0	-	0	-	0	-
Take-out	0	-	0	-	0	-
Hit and Roll	0	-	0	-	0	-
Clearing	0	-	0	-	0	-
Double Take-out	0	-	0	-	0	-
Promotion Take-out	0	-	0	-	0	-
not considered	0	-	0	-	0	-
All Draws	0	-	0	-	0	-
All Take-outs	0	-	0	-	0	-
Total	0	-	0	-	0	-

#### Team: NOR - Norway

Type	In-turn	%	Out-turn	%	Total	%
Draw	76	79	100	87	176	83
Front	10	100	40	93	50	94
Guard	23	96	28	81	51	88
Raise	11	80	9	83	20	81
Wick / Soft Peeling	4	50	9	67	13	62
Freeze	0	-	1	0	1	0
Take-out	53	84	99	86	152	85
Hit and Roll	42	79	34	76	76	78
Clearing	51	98	40	95	91	96
Double Take-out	24	78	19	64	43	72
Promotion Take-out	11	45	11	80	22	63
not considered	3	-	5	-	8	-
All Draws	124	83	187	85	311	84
All Take-outs	181	84	203	84	384	84
Total	305	83	390	85	695	84



## CUMULATIVE PLAYER STATISTICS BY TEAM STATISTIQUES CUMULÉES DES JOUEURS PAR ÉQUIPE

As of TUE 23 FEB 2010 / En date du MAR 23 FÉV 2010

### SUI - Switzerland

#### STOECKLI Ralph

Type	Fourth		Right-handed		Total	
	In-turn	%	Out-turn	%	Total	%
Draw	28	62	21	76	49	68
Front	0	-	0	-	0	-
Guard	4	88	5	85	9	86
Raise	2	100	8	94	10	95
Wick / Soft Peeling	1	100	1	100	2	100
Freeze	1	50	0	-	1	50
Take-out	11	73	39	94	50	89
Hit and Roll	3	0	20	83	23	72
Clearing	7	100	7	93	14	96
Double Take-out	6	54	7	64	13	60
Promotion Take-out	0	-	2	50	2	50
not considered	4	-	0	-	4	-
All Draws	36	67	35	82	71	75
All Take-outs	27	68	75	87	102	82
Total	63	67	110	85	173	79

#### HAUSER Jan

Type	Third		Right-handed		Total	
	In-turn	%	Out-turn	%	Total	%
Draw	26	64	21	80	47	71
Front	2	50	1	100	3	67
Guard	2	63	12	88	14	84
Raise	1	75	6	75	7	75
Wick / Soft Peeling	0	-	0	-	0	-
Freeze	0	-	0	-	0	-
Take-out	12	96	26	90	38	92
Hit and Roll	7	57	10	80	17	71
Clearing	3	92	31	98	34	98
Double Take-out	5	60	12	71	17	68
Promotion Take-out	1	100	2	100	3	100
not considered	0	-	0	-	0	-
All Draws	31	64	40	82	71	74
All Take-outs	28	79	81	90	109	87
Total	59	71	121	87	180	82

#### EGGLER Markus

Type	Skip		Right-handed		Total	
	In-turn	%	Out-turn	%	Total	%
Draw	13	65	16	77	29	72
Front	4	75	3	58	7	68
Guard	4	69	7	93	11	84
Raise	1	50	2	100	3	83
Wick / Soft Peeling	0	-	1	50	1	50
Freeze	0	-	0	-	0	-
Take-out	7	79	11	86	18	83
Hit and Roll	10	83	16	83	26	83
Clearing	8	94	53	91	61	91
Double Take-out	7	93	15	83	22	86
Promotion Take-out	0	-	2	100	2	100
not considered	0	-	0	-	0	-
All Draws	22	67	29	79	51	74
All Take-outs	32	87	97	88	129	88
Total	54	79	126	86	180	84

#### STRUEBIN Simon

Type	Lead		Right-handed		Total	
	In-turn	%	Out-turn	%	Total	%
Draw	34	74	41	86	75	81
Front	14	91	36	87	50	88
Guard	4	75	8	75	12	75
Raise	1	100	5	90	6	92
Wick / Soft Peeling	0	-	6	79	6	79
Freeze	0	-	0	-	0	-
Take-out	1	0	15	93	16	88
Hit and Roll	2	88	4	75	6	79
Clearing	1	100	0	-	1	100
Double Take-out	1	50	1	50	2	50
Promotion Take-out	0	-	0	-	0	-
not considered	0	-	6	-	6	-
All Draws	53	79	96	85	149	83
All Take-outs	5	65	20	88	25	83
Total	58	78	116	86	174	83

#### MUELLER Toni

Type	Alternate		Right-handed		Total	
	In-turn	%	Out-turn	%	Total	%
Draw	0	-	0	-	0	-
Front	0	-	0	-	0	-
Guard	0	-	0	-	0	-
Raise	0	-	0	-	0	-
Wick / Soft Peeling	0	-	0	-	0	-
Freeze	0	-	0	-	0	-
Take-out	0	-	0	-	0	-
Hit and Roll	0	-	0	-	0	-
Clearing	0	-	0	-	0	-
Double Take-out	0	-	0	-	0	-
Promotion Take-out	0	-	0	-	0	-
not considered	0	-	0	-	0	-
All Draws	0	-	0	-	0	-
All Take-outs	0	-	0	-	0	-
Total	0	-	0	-	0	-

#### Team: SUI - Switzerland

Type	In-turn	%	Out-turn	%	Total	%
Draw	101	67	99	81	200	74
Front	20	84	40	85	60	85
Guard	14	75	32	85	46	82
Raise	5	85	21	88	26	88
Wick / Soft Peeling	1	100	8	78	9	81
Freeze	1	50	0	-	1	50
Take-out	31	81	91	92	122	89
Hit and Roll	22	64	50	82	72	76
Clearing	19	96	91	94	110	94
Double Take-out	19	70	35	74	54	73
Promotion Take-out	1	100	6	83	7	86
not considered	4	-	6	-	10	-
All Draws	142	71	200	83	342	78
All Take-outs	92	78	273	88	365	85
Total	234	74	473	86	707	82





## CUMULATIVE PLAYER STATISTICS BY TEAM STATISTIQUES CUMULÉES DES JOUEURS PAR ÉQUIPE

As of TUE 23 FEB 2010 / En date du MAR 23 FÉV 2010

### SWE - Sweden

#### EDIN Niklas

Type	In-turn		Skip		Right-handed	
	In-turn	%	Out-turn	%	Total	%
Draw	20	73	28	87	48	81
Front	0	-	0	-	0	-
Guard	3	75	8	94	11	89
Raise	7	68	7	86	14	77
Wick / Soft Peeling	1	100	0	-	1	100
Freeze	0	-	1	100	1	100
Take-out	15	72	22	86	37	80
Hit and Roll	16	88	9	81	25	85
Clearing	5	100	8	100	13	100
Double Take-out	7	64	12	56	19	59
Promotion Take-out	4	63	6	63	10	63
not considered	0	-	1	-	1	-
All Draws	31	73	44	88	75	82
All Take-outs	47	78	57	79	104	78
Total	78	76	101	83	179	80

#### KRAUPP Sebastian

Type	In-turn		Third		Right-handed	
	In-turn	%	Out-turn	%	Total	%
Draw	14	79	17	79	31	79
Front	5	100	2	100	7	100
Guard	8	84	8	91	16	88
Raise	4	69	9	81	13	77
Wick / Soft Peeling	1	100	0	-	1	100
Freeze	1	100	0	-	1	100
Take-out	14	96	16	88	30	92
Hit and Roll	18	74	14	86	32	79
Clearing	12	88	9	89	21	88
Double Take-out	7	68	14	79	21	75
Promotion Take-out	3	42	6	67	9	58
not considered	0	-	0	-	0	-
All Draws	33	83	36	83	69	83
All Take-outs	54	80	59	83	113	82
Total	87	81	95	83	182	82

#### LINDBERG Fredrik

Type	In-turn		Second		Right-handed	
	In-turn	%	Out-turn	%	Total	%
Draw	30	74	22	78	52	76
Front	9	83	3	100	12	88
Guard	3	100	1	100	4	100
Raise	9	75	4	88	13	79
Wick / Soft Peeling	0	-	0	-	0	-
Freeze	0	-	0	-	0	-
Take-out	8	100	12	96	20	98
Hit and Roll	17	57	12	77	29	66
Clearing	20	100	20	100	40	100
Double Take-out	3	83	6	83	9	83
Promotion Take-out	2	88	1	100	3	92
not considered	0	-	0	-	0	-
All Draws	51	77	30	83	81	79
All Take-outs	50	84	51	92	101	88
Total	101	81	81	88	182	84

#### KJAEELL Viktor

Type	In-turn		Lead		Right-handed	
	In-turn	%	Out-turn	%	Total	%
Draw	39	71	27	78	66	73
Front	65	97	16	94	81	96
Guard	2	25	2	63	4	44
Raise	7	64	1	100	8	69
Wick / Soft Peeling	2	50	6	42	8	44
Freeze	0	-	0	-	0	-
Take-out	3	83	5	90	8	88
Hit and Roll	1	75	2	38	3	50
Clearing	1	100	1	100	2	100
Double Take-out	0	-	0	-	0	-
Promotion Take-out	0	-	0	-	0	-
not considered	0	-	2	-	2	-
All Draws	115	84	52	78	167	82
All Take-outs	5	85	8	78	13	81
Total	120	84	60	78	180	82

#### ERIKSSON Oskar

Type	In-turn		Alternate		Left-handed	
	In-turn	%	Out-turn	%	Total	%
Draw	0	-	0	-	0	-
Front	0	-	0	-	0	-
Guard	0	-	0	-	0	-
Raise	0	-	0	-	0	-
Wick / Soft Peeling	0	-	0	-	0	-
Freeze	0	-	0	-	0	-
Take-out	0	-	0	-	0	-
Hit and Roll	0	-	0	-	0	-
Clearing	0	-	0	-	0	-
Double Take-out	0	-	0	-	0	-
Promotion Take-out	0	-	0	-	0	-
not considered	0	-	0	-	0	-
All Draws	0	-	0	-	0	-
All Take-outs	0	-	0	-	0	-
Total	0	-	0	-	0	-

#### Team: SWE - Sweden

Type	In-turn	%	Out-turn	%	Total	%
Draw	103	73	94	81	197	77
Front	79	95	21	95	100	95
Guard	16	78	19	89	35	84
Raise	27	69	21	85	48	76
Wick / Soft Peeling	4	75	6	42	10	55
Freeze	1	100	1	100	2	100
Take-out	40	87	55	89	95	88
Hit and Roll	52	73	37	79	89	75
Clearing	38	96	38	97	76	97
Double Take-out	17	69	32	71	49	70
Promotion Take-out	9	61	13	67	22	65
not considered	0	-	3	-	3	-
All Draws	230	81	162	83	392	82
All Take-outs	156	81	175	84	331	82
Total	386	81	337	83	723	82



## CUMULATIVE PLAYER STATISTICS BY TEAM STATISTIQUES CUMULÉES DES JOUEURS PAR ÉQUIPE

As of MON 22 FEB 2010 / En date du LUN 22 FÉV 2010

### USA - United States of America

#### SHUSTER John

Type	In-turn		Skip		Right-handed	
	In-turn	%	Out-turn	%	Total	%
Draw	30	70	23	70	53	70
Front	0	-	2	50	2	50
Guard	4	94	6	83	10	88
Raise	4	69	5	35	9	50
Wick / Soft Peeling	1	50	0	-	1	50
Freeze	1	50	0	-	1	50
Take-out	10	75	13	88	23	83
Hit and Roll	9	81	13	69	22	74
Clearing	7	82	5	80	12	81
Double Take-out	5	60	14	61	19	61
Promotion Take-out	2	50	9	47	11	48
not considered	0	-	0	-	0	-
All Draws	40	71	36	66	76	69
All Take-outs	33	74	54	69	87	71
Total	73	73	90	68	163	70

#### SMITH Jason

Type	In-turn		Third		Right-handed	
	In-turn	%	Out-turn	%	Total	%
Draw	28	77	26	66	54	72
Front	0	-	0	-	0	-
Guard	5	80	7	86	12	83
Raise	0	-	3	83	3	83
Wick / Soft Peeling	1	100	0	-	1	100
Freeze	0	-	0	-	0	-
Take-out	14	86	16	94	30	90
Hit and Roll	8	66	22	72	30	70
Clearing	7	100	6	96	13	98
Double Take-out	6	83	5	80	11	82
Promotion Take-out	3	50	7	43	10	45
not considered	0	-	2	-	2	-
All Draws	34	78	36	72	70	75
All Take-outs	38	81	56	78	94	79
Total	72	80	92	75	164	77

#### ISAACSON Jeff

Type	In-turn		Second		Right-handed	
	In-turn	%	Out-turn	%	Total	%
Draw	23	62	25	59	48	60
Front	2	100	3	100	5	100
Guard	9	75	9	92	18	83
Raise	8	59	2	75	10	63
Wick / Soft Peeling	0	-	0	-	0	-
Freeze	0	-	0	-	0	-
Take-out	20	90	17	82	37	86
Hit and Roll	7	61	10	78	17	71
Clearing	9	83	16	84	25	84
Double Take-out	7	79	8	69	15	73
Promotion Take-out	3	100	6	88	9	92
not considered	0	-	0	-	0	-
All Draws	42	66	39	71	81	68
All Take-outs	46	83	57	81	103	82
Total	88	75	96	77	184	76

#### BENTON John

Type	In-turn		Lead		Right-handed	
	In-turn	%	Out-turn	%	Total	%
Draw	50	81	28	77	78	79
Front	26	84	26	74	52	79
Guard	6	88	4	38	10	68
Raise	1	75	1	100	2	88
Wick / Soft Peeling	0	-	4	88	4	88
Freeze	0	-	0	-	0	-
Take-out	5	100	7	86	12	92
Hit and Roll	2	88	1	100	3	92
Clearing	0	-	0	-	0	-
Double Take-out	0	-	2	75	2	75
Promotion Take-out	0	-	0	-	0	-
not considered	0	-	1	-	1	-
All Draws	83	82	63	74	146	79
All Take-outs	7	96	10	85	17	90
Total	90	83	73	76	163	80

#### PLYS Chris

Type	In-turn		Alternate		Right-handed	
	In-turn	%	Out-turn	%	Total	%
Draw	12	75	20	74	32	74
Front	1	100	8	94	9	94
Guard	2	63	0	-	2	63
Raise	1	50	2	88	3	75
Wick / Soft Peeling	0	-	0	-	0	-
Freeze	0	-	0	-	0	-
Take-out	3	67	2	100	5	80
Hit and Roll	2	75	0	-	2	75
Clearing	0	-	0	-	0	-
Double Take-out	2	50	1	50	3	50
Promotion Take-out	1	100	1	0	2	50
not considered	0	-	0	-	0	-
All Draws	16	73	30	80	46	78
All Take-outs	8	69	4	63	12	67
Total	24	72	34	78	58	75

#### Team: USA - United States of America

Type	In-turn	%	Out-turn	%	Total	%
Draw	143	74	122	69	265	72
Front	29	85	39	79	68	82
Guard	26	81	26	80	52	80
Raise	14	63	13	65	27	64
Wick / Soft Peeling	2	75	4	88	6	83
Freeze	1	50	0	-	1	50
Take-out	52	86	55	88	107	87
Hit and Roll	28	71	46	73	74	72
Clearing	23	88	27	86	50	87
Double Take-out	20	73	30	67	50	69
Promotion Take-out	9	72	23	54	32	59
not considered	0	-	3	-	3	-
All Draws	215	76	204	72	419	74
All Take-outs	132	80	181	76	313	78
Total	347	77	385	74	732	76



## SESSION RESULTS AND STANDINGS RÉSULTATS DE LA SESSION ET CLASSEMENT

TUE 23 FEB 2010 / MAR 23 FÉV 2010 START TIME / DÉBUT 14:00

Sheet	Round	Team	LSFE	1	2	3	4	5	6	7	8	9	10	Extra	Ends	Total
A	9	CHN - People's Republic of China		0	1	0	1	0	1	0	X	X	X			3
	9	CAN - Canada	*	4	0	1	0	1	0	4	X	X	X			10
B	9	SWE - Sweden	*	3	0	2	1	0	0	0	0	0	1			7
	9	DEN - Denmark		0	1	0	0	2	1	1	0	1	0			6
C	9	GBR - Great Britain	*	0	3	0	1	0	0	0	1	X	X			5
	9	NOR - Norway		2	0	2	0	2	0	3	0	X	X			9
D	9	SUI - Switzerland	*	2	0	0	0	0	2	1	1	0	X			6
	9	FRA - France		0	0	0	1	0	0	0	0	1	X			2

### Standings After Round Robin

Rank	Team	Games	Wins	Losses		
1	CAN - Canada	9	9	0		Q
2	NOR - Norway	9	7	2		Q
3	SUI - Switzerland	9	6	3		Q
4	SWE - Sweden	9	5	4		TB w1
4	GBR - Great Britain	9	5	4		TB w0
6	GER - Germany	9	4	5		
7	FRA - France	9	3	6		
8	CHN - People's Republic of China	9	2	7		w2
9	DEN - Denmark	9	2	7		w1
10	USA - United States of America	9	2	7		w0

#### Tie-breaker schedule:

WED 24 FEB 14:00 TB1 SWE - GBR

#### LEGEND

LSFE (\*) Last stone first end

wx Number of wins (x) against tied teams

Q Qualified for the semifinals

X Unplayed/unfinished end due to concession

TB Involved in the tie-breaker



## SESSION REVIEW / SYNTHÈSE DE LA SESSION

TUE 23 FEB 2010 / MAR 23 FÉV 2010 START TIME / DÉBUT 14:00

### Men: Session 12 - CAN 10-3 CHN, SWE 7-6 DEN, NOR 9-5 GBR, SUI 6-2 FRA

VANCOUVER, Feb 23 - Canada defeated China to claim the first unbeaten record in the 10-team Olympic Round Robin format, and Norway and Switzerland also earned medal round spots in Round Robin Session 12 play of the Men's Curling tournament at Vancouver Olympic Centre on Tuesday.

The session decided one of the Semifinal pairings and set up a tie-breaker game to decide who will play Canada in the other. Second-seed Norway will meet third-seed Switzerland in one of the Semifinals, to be played Thursday at 14:00. Sweden and Great Britain will meet on Wednesday at 14:00 for the right to meet top-seed Canada in the other Semifinal.

In the Session 12 matches, Canada grabbed a big lead over China in the first end on Sheet A, when China fourth Rui LIU (CHN) missed everything on a takeout attempt against three counters, allowing Canada skip Kevin MARTIN (CAN) to draw for four.

The teams swapped singles for the next five ends. A Canada four-ender in the seventh forced a China concession. The final was 10-3.

China finished the tournament 2-7.

On Sheet C, the Great Britain-Norway match found British skip David MURDOCH (GBR) off his game, failing to cash in on opportunities to score with the hammer and failing to defend against deuces without it.

MURDOCH's rink grabbed a 3-2 lead in the second after two consecutive missed doubles by Norway third Torger NERGAARD (NOR). But it was even at 4-4 after four. Norway took a 6-4 lead in the fifth and the teams blanked the sixth.

In the seventh, MURDOCH faced a choice between a tough draw to the button for a single or a runback for two or three. He chose the runback and missed, giving Norway a steal of three, effectively ending the game. The final score was 9-5.

Norway finished the tournament in second place, at 7-2. Great Britain finished tied for fourth with Sweden, at 5-4.

On Sheet B, Sweden took an early lead over Denmark in the first, when a first-stone hit and roll behind cover by skip Niklas EDIN (SWE) led to a three. A deuce in the third and a steal of one in the fourth extended Sweden's lead to 6-1.

But the Swedes let Denmark back into the match. The Danes earned a deuce in the fifth and steals of one in the sixth and seventh to come within one. In the ninth, EDIN had a hit and roll to win to go two ahead but couldn't pull it off. The steal evened the game at 6-6.

In the eleventh, EDIN had an easy takeout to secure the win. The final was 7-6.

Sweden, 5-4, finished alongside Great Britain in a tie for fourth. Denmark finished the tournament 2-7.

The Sheet D match, between Switzerland and France, was a low-scoring affair. The Swiss made a deuce in the first and went to the break up 2-1. Switzerland made another deuce in the sixth and stole one in the seventh to go up 5-2, when French skip Thomas DUFOUR (FRA) underthrew a draw to the button. The final score was 6-2.

Switzerland finished the tournament in third place at 6-3. France finished in seventh, at 3-6.



## GAME RESULTS / RÉSULTATS DE LA PARTIE

TUE 23 FEB 2010 / MAR 23 FÉV 2010 START TIME / DÉBUT 14:00

Sheet	Round	Team	LSFE	1	2	3	4	5	6	7	8	9	10	Extra	Ends	Total
A	9	CHN - People's Republic of China		0	1	0	1	0	1	0	X	X	X			3
	9	CAN - Canada	*	4	0	1	0	1	0	4	X	X	X			10

CHN - People's Republic of China		Game	All
4	LIU Rui	68 %	74 %
3	XU Xiaoming	68 %	78 %
2 S	LI Hongchen	75 %	71 %
1	ZANG Jialiang	91 %	81 %
A	WANG Fengchun	- %	76 %
Team Total		75 %	77 %

CAN - Canada		Game	All
4 S	MARTIN Kevin	86 %	85 %
3	MORRIS John	86 %	83 %
2	KENNEDY Marc	88 %	84 %
1	HEBERT Ben	89 %	86 %
A	ENRIGHT Adam	- %	81 %
Team Total		87 %	85 %

Time remaining: 18 minutes 55 seconds

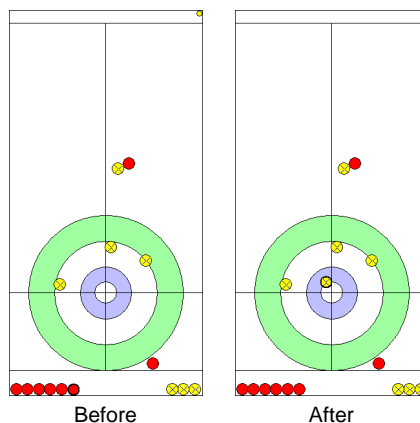
Last Stone Draw: 104.3 cm

Time remaining: 25 minutes 42 seconds

Last Stone Draw: 0.0 cm

### Most Important Shot:

After the Chinese Fourth LIU R attempted a Double Take-out on his last stone and missed everything in the house, the Canadian Skip MARTIN K had an open Draw to score 4 points and take early control of the game.



End: 1  
Team: CAN  
Player: MARTIN K  
Stone: Fourth, 2nd stone  
Task: Draw  
Handle: Out-turn  
Points: 100%

● : CHN  
● : CAN

### NOTES

Team position and functions are attached to each team member's name as follows:  
4 = Fourth, 3 = Third, 2 = Second, 1 = Lead, A = Alternate, S = Skip

### LEGEND

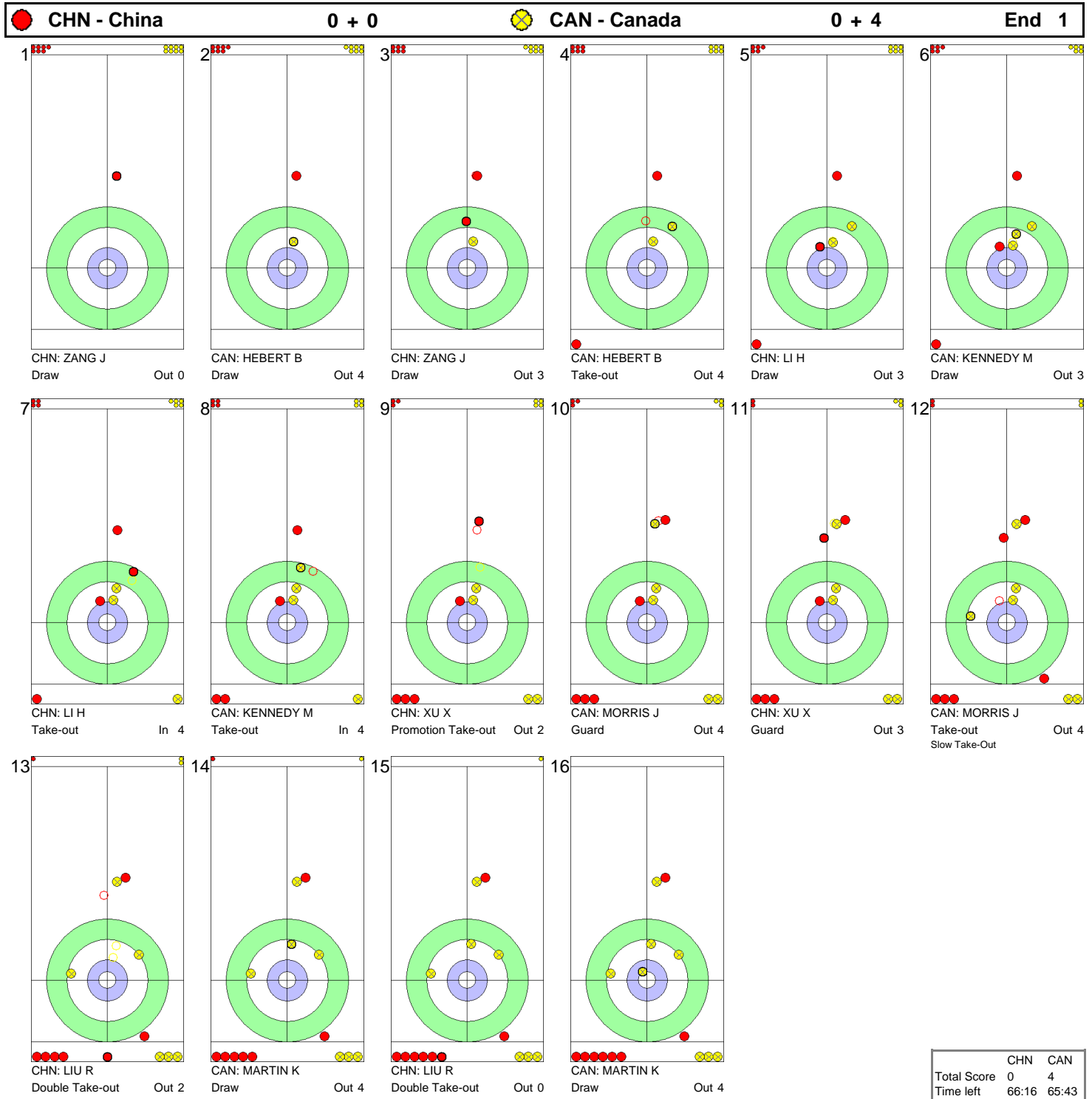
LSFE (\*) Last stone first end

X Unplayed/unfinished end due to concession



GAME - SHOT BY SHOT / DÉROULEMENT DE LA PARTIE

TUE 23 FEB 2010 / MAR 23 FÉV 2010 START TIME / DÉBUT 14:00

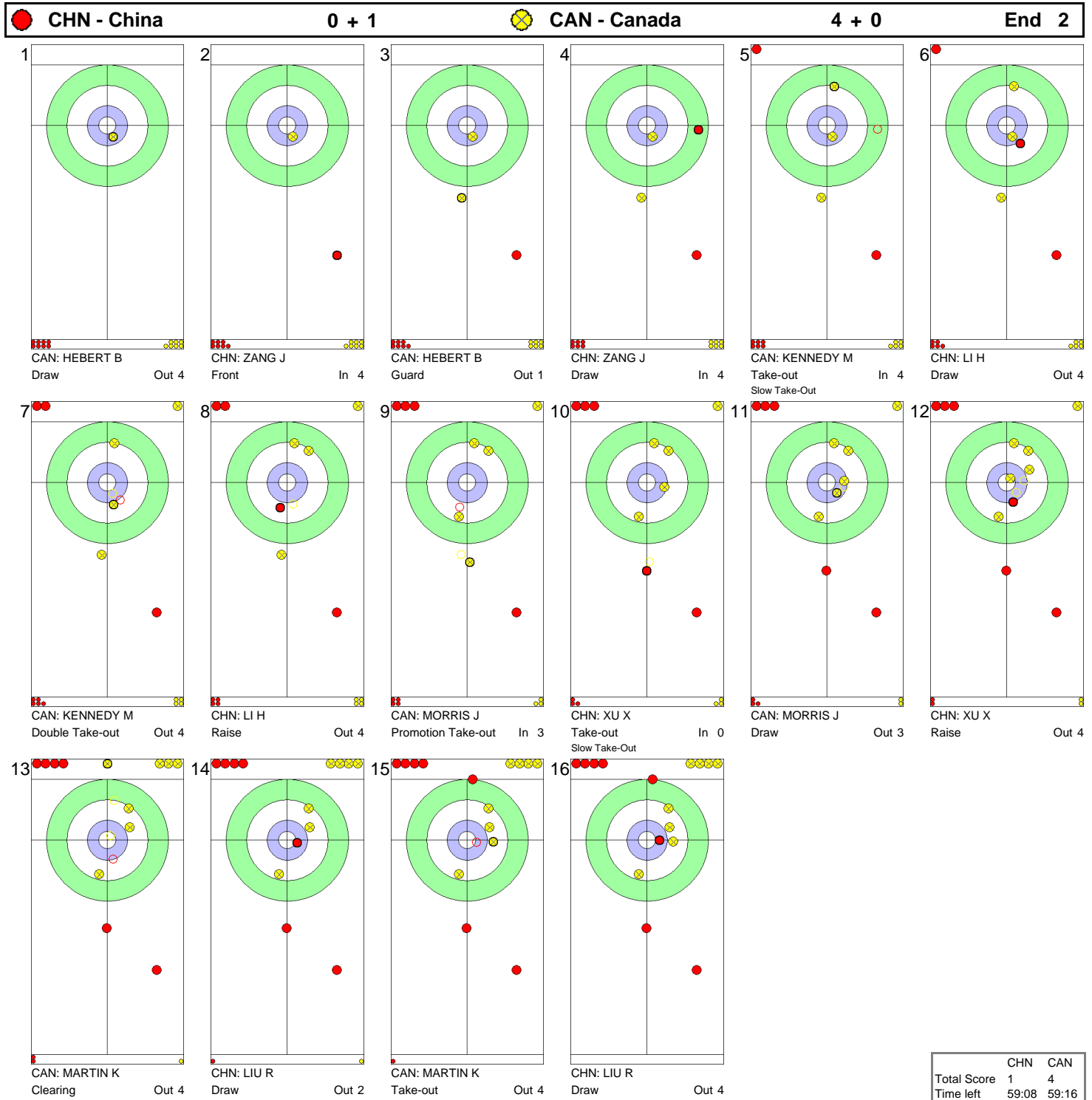


	CHN	CAN
Total Score	0	4
Time left	66:16	65:43



GAME - SHOT BY SHOT / DÉROULEMENT DE LA PARTIE

TUE 23 FEB 2010 / MAR 23 FÉV 2010 START TIME / DÉBUT 14:00



	CHN	CAN
Total Score	1	4
Time left	59:08	59:16



GAME - SHOT BY SHOT / DÉROULEMENT DE LA PARTIE

TUE 23 FEB 2010 / MAR 23 FÉV 2010 START TIME / DÉBUT 14:00

**CHN - China** 1 + 0 **CAN - Canada** 4 + 1 **End 3**



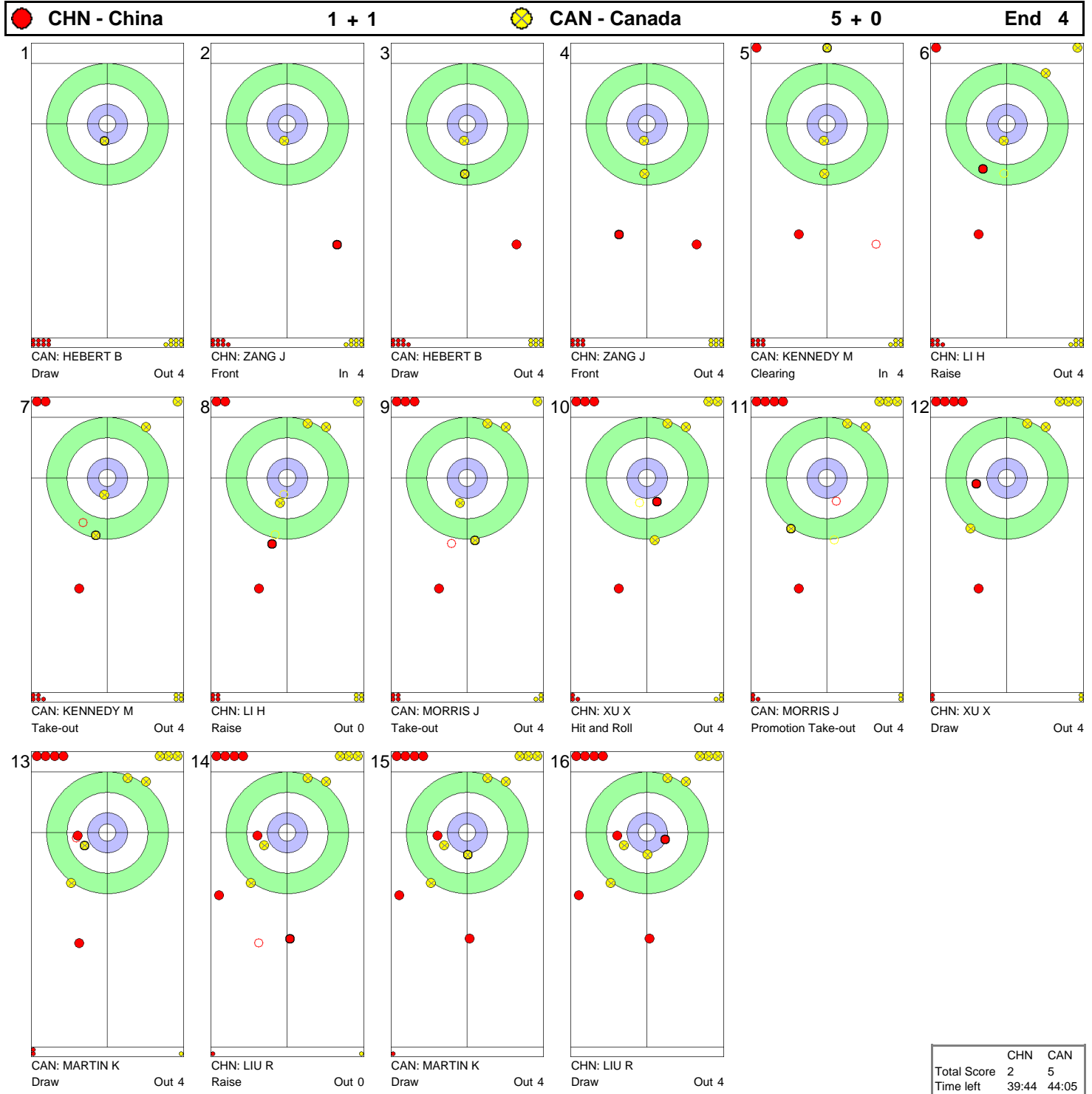
	CHN	CAN
Total Score	1	5
Time left	47:44	49:36





GAME - SHOT BY SHOT / DÉROULEMENT DE LA PARTIE

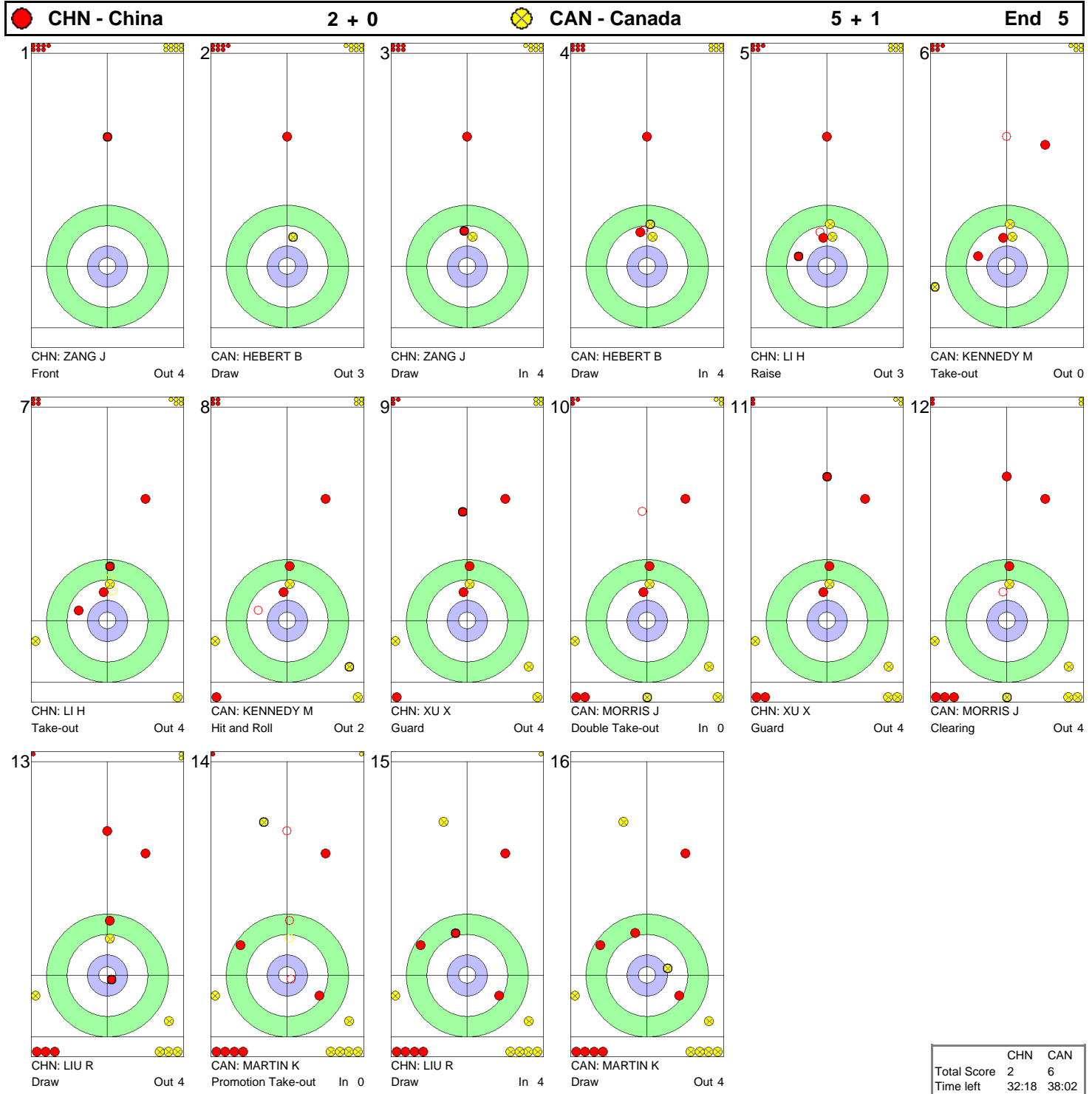
TUE 23 FEB 2010 / MAR 23 FÉV 2010 START TIME / DÉBUT 14:00





GAME - SHOT BY SHOT / DÉROULEMENT DE LA PARTIE

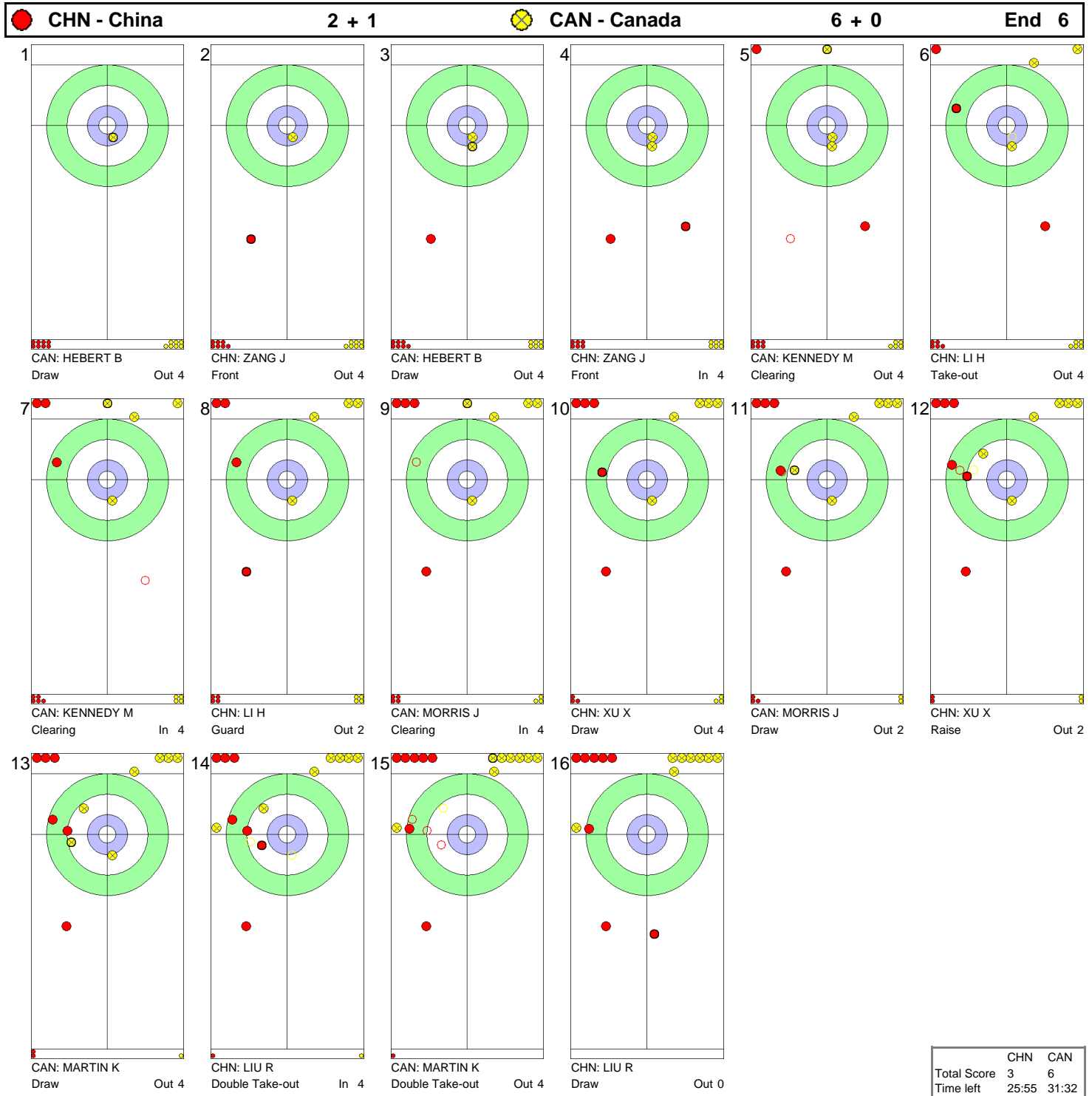
TUE 23 FEB 2010 / MAR 23 FÉV 2010 START TIME / DÉBUT 14:00





## GAME - SHOT BY SHOT / DÉROULEMENT DE LA PARTIE

TUE 23 FEB 2010 / MAR 23 FÉV 2010 START TIME / DÉBUT 14:00





GAME - SHOT BY SHOT / DÉROULEMENT DE LA PARTIE

TUE 23 FEB 2010 / MAR 23 FÉV 2010 START TIME / DÉBUT 14:00

**CHN - China** 3 + 0 **CAN - Canada** 6 + 4 **End 7**



**NOTES**  
Points:  
4 = 100%  
3 = 75%  
2 = 50%  
1 = 25%  
0 = 0%  
X = not considered  
Handle:  
In Clockwise  
Out Counter-clockwise

	CHN	CAN
Total Score	3	10
Time left	18:55	25:42



## GAME RESULTS / RÉSULTATS DE LA PARTIE

TUE 23 FEB 2010 / MAR 23 FÉV 2010 START TIME / DÉBUT 14:00

Sheet	Round	Team	LSFE	1	2	3	4	5	6	7	8	9	10	Extra	Ends	Total
B	9	SWE - Sweden	*	3	0	2	1	0	0	0	0	0	1			7
	9	DEN - Denmark		0	1	0	0	2	1	1	0	1	0			6

SWE - Sweden		Game	All
4 S	EDIN Niklas	78 %	80 %
3	KRAUPP Sebastian	88 %	82 %
2	LINDBERG Fredrik	95 %	84 %
1	KJAEELL Viktor	66 %	82 %
A	ERIKSSON Oskar	- %	- %
Team Total		82 %	82 %

DEN - Denmark		Game	All
4	FREDERIKSEN Johnny	76 %	72 %
3 S	SCHMIDT Ulrik	80 %	77 %
2	JENSEN Bo	71 %	78 %
1	VILANDT Lars	89 %	85 %
A	POULSEN Mikkel	- %	80 %
Team Total		79 %	78 %

Time remaining: 3 minutes 54 seconds

Last Stone Draw: 13.8 cm

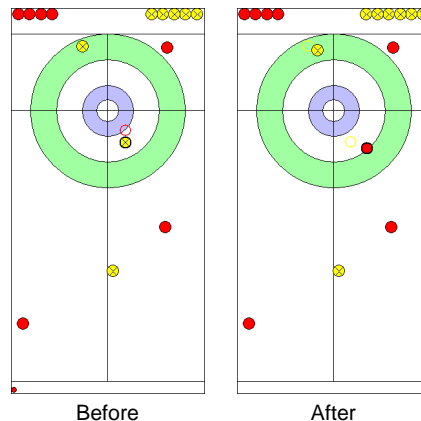
Time remaining: 1 minute 1 second

Last Stone Draw: 63.6 cm

Time-out: end 8, DEN-2; end 9, DEN-7

### Most Important Shot:

Swedish Skip EDIN N executes a perfect Take-out on Denmark's shot stone to win the game after a closely fought battle.



End: 10  
Team: SWE  
Player: EDIN N  
Stone: Fourth, 2nd stone  
Task: Take-out  
Handle: Out-turn  
Points: 100%

● : SWE  
● : DEN

### NOTES

Team position and functions are attached to each team member's name as follows:  
4 = Fourth, 3 = Third, 2 = Second, 1 = Lead, A = Alternate, S = Skip

### LEGEND

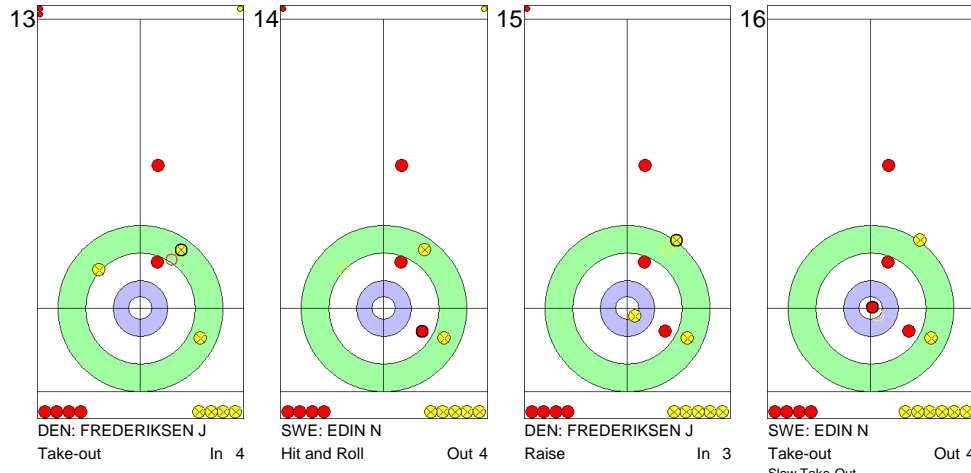
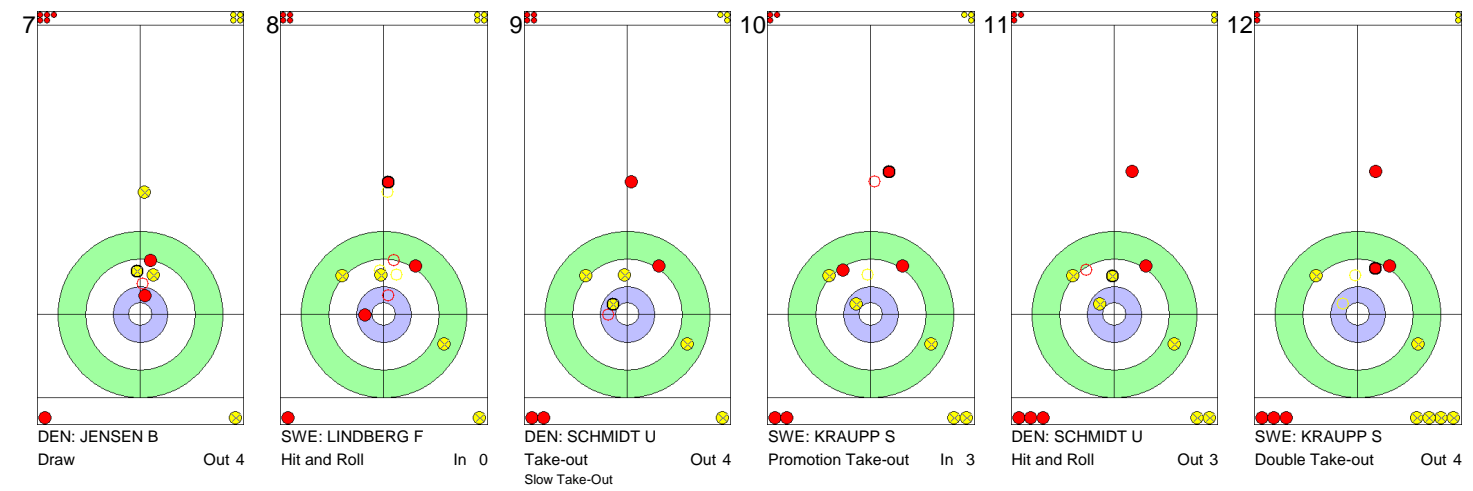
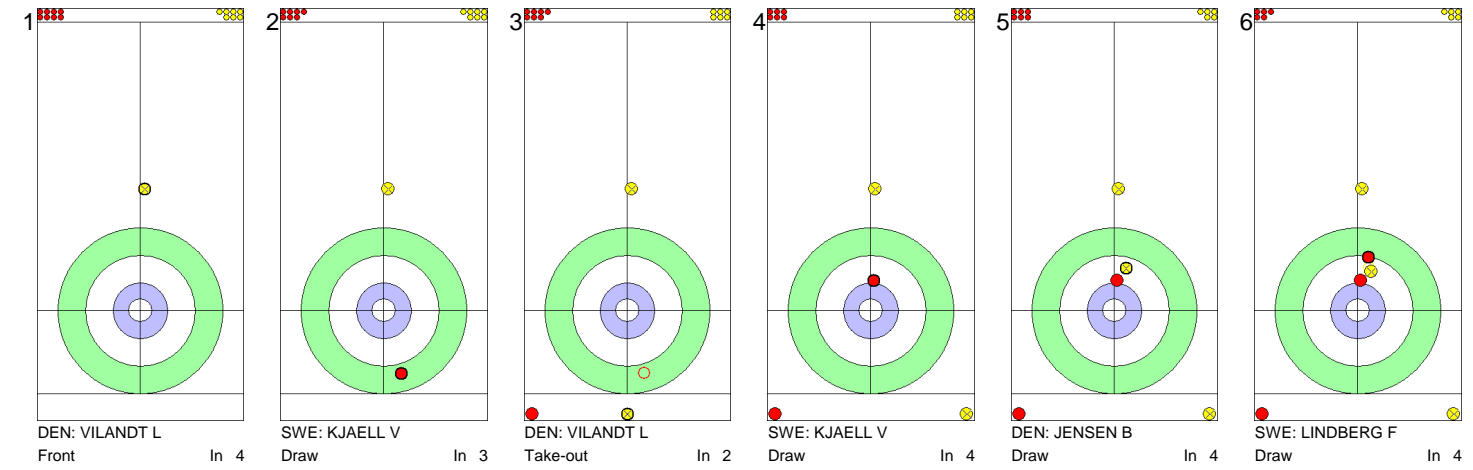
LSFE (\*) Last stone first end



## GAME - SHOT BY SHOT / DÉROULEMENT DE LA PARTIE

TUE 23 FEB 2010 / MAR 23 FÉV 2010 START TIME / DÉBUT 14:00

**SWE - Sweden** 0 + 3 **DEN - Denmark** 0 + 0 **End 1**

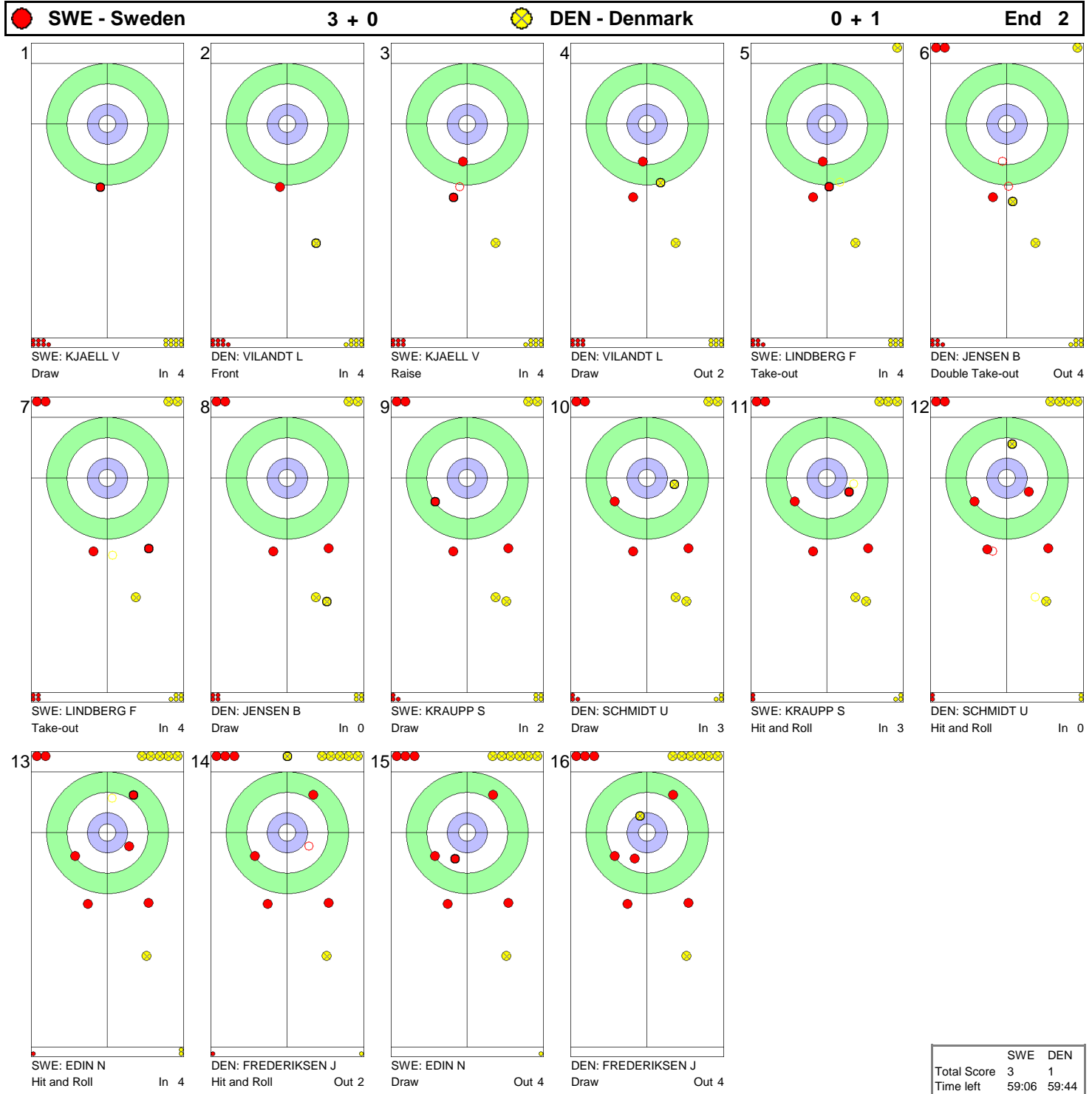


	SWE	DEN
Total Score	3	0
Time left	65:19	65:51



GAME - SHOT BY SHOT / DÉROULEMENT DE LA PARTIE

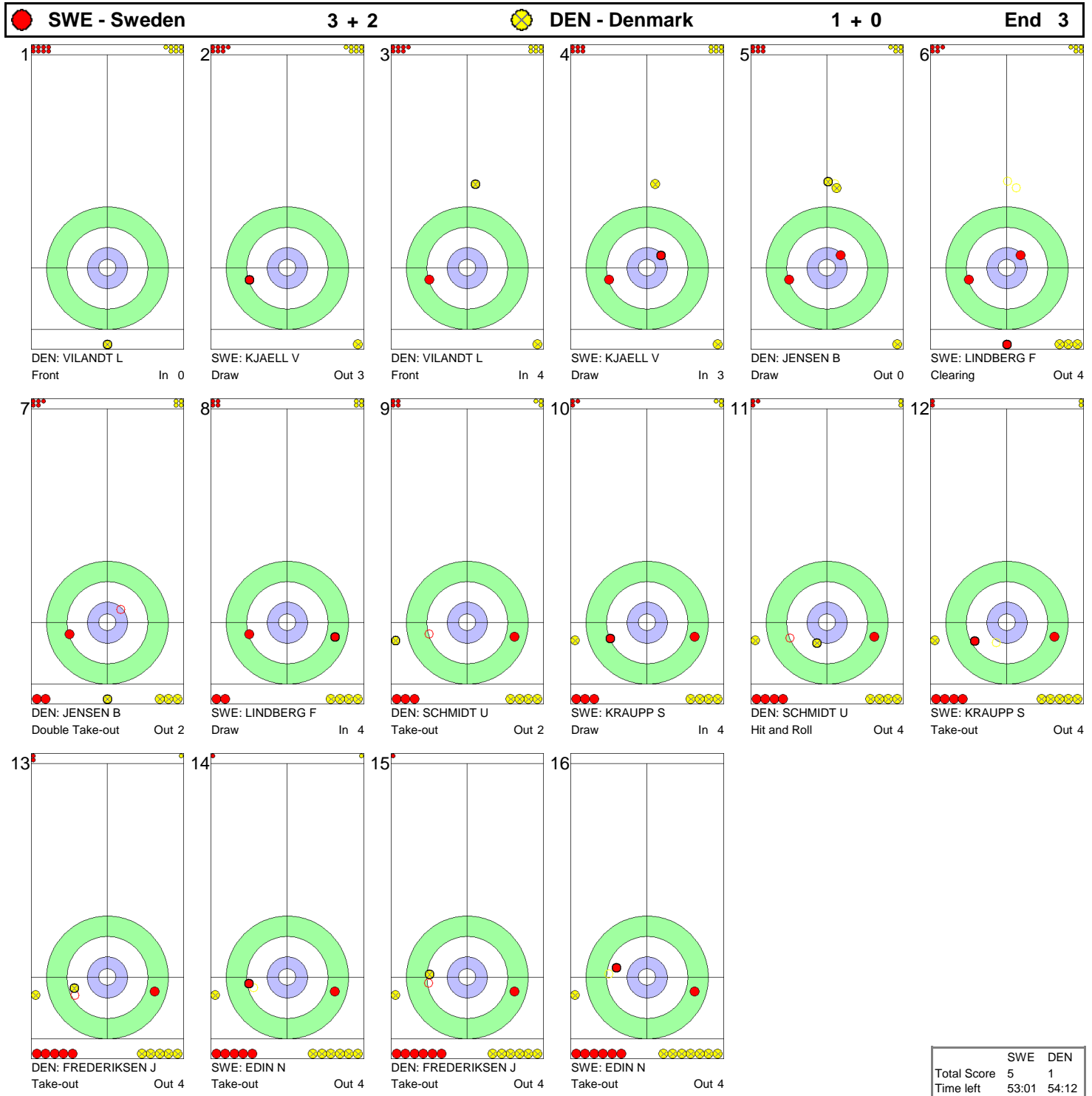
TUE 23 FEB 2010 / MAR 23 FÉV 2010 START TIME / DÉBUT 14:00





GAME - SHOT BY SHOT / DÉROULEMENT DE LA PARTIE

TUE 23 FEB 2010 / MAR 23 FÉV 2010 START TIME / DÉBUT 14:00



	SWE	DEN
Total Score	5	1
Time left	53:01	54:12





GAME - SHOT BY SHOT / DÉROULEMENT DE LA PARTIE

TUE 23 FEB 2010 / MAR 23 FÉV 2010 START TIME / DÉBUT 14:00

**SWE - Sweden** 5 + 1 **DEN - Denmark** 1 + 0 **End 4**

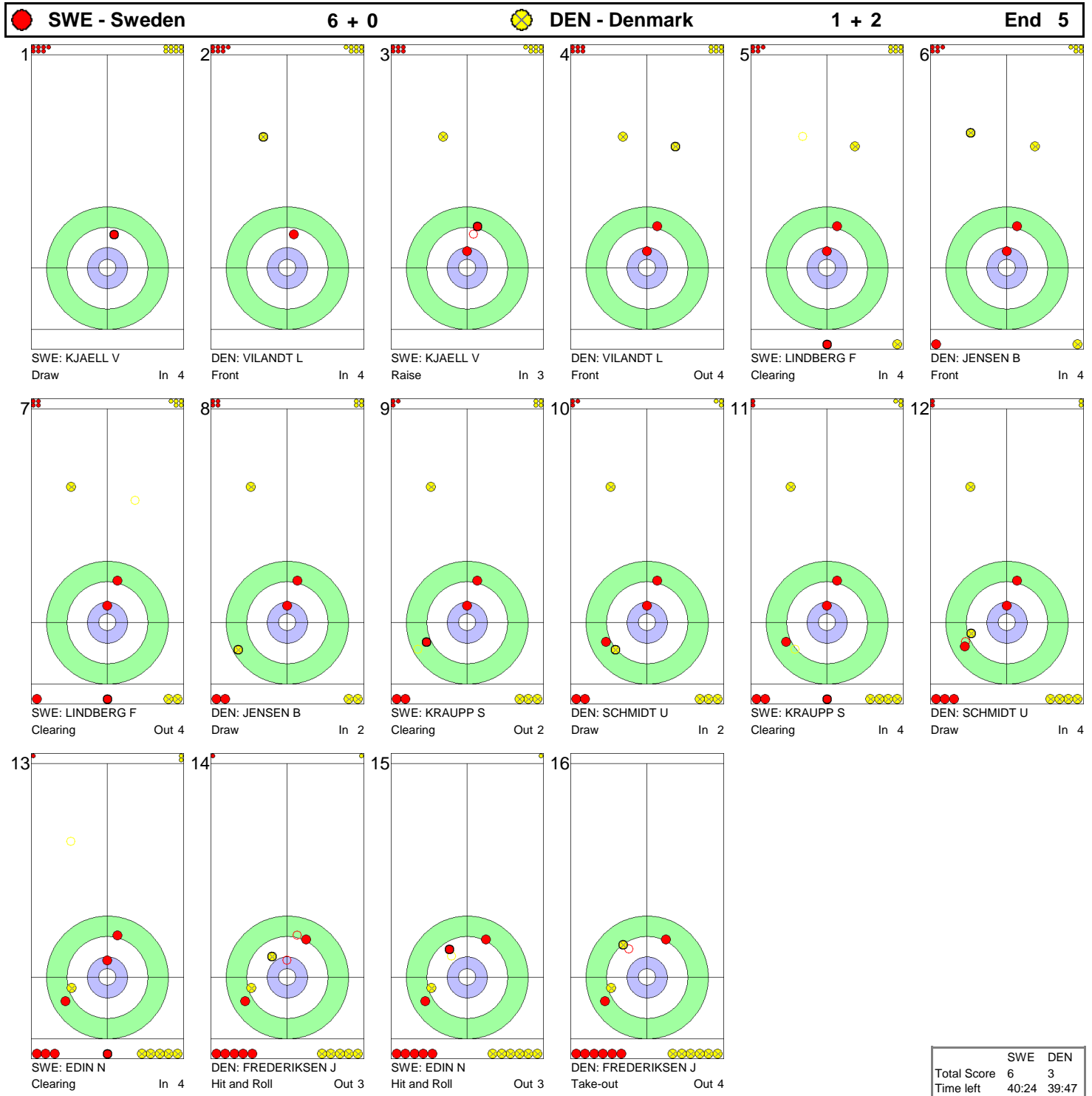


	SWE	DEN
Total Score	6	1
Time left	46:32	46:56



## GAME - SHOT BY SHOT / DÉROULEMENT DE LA PARTIE

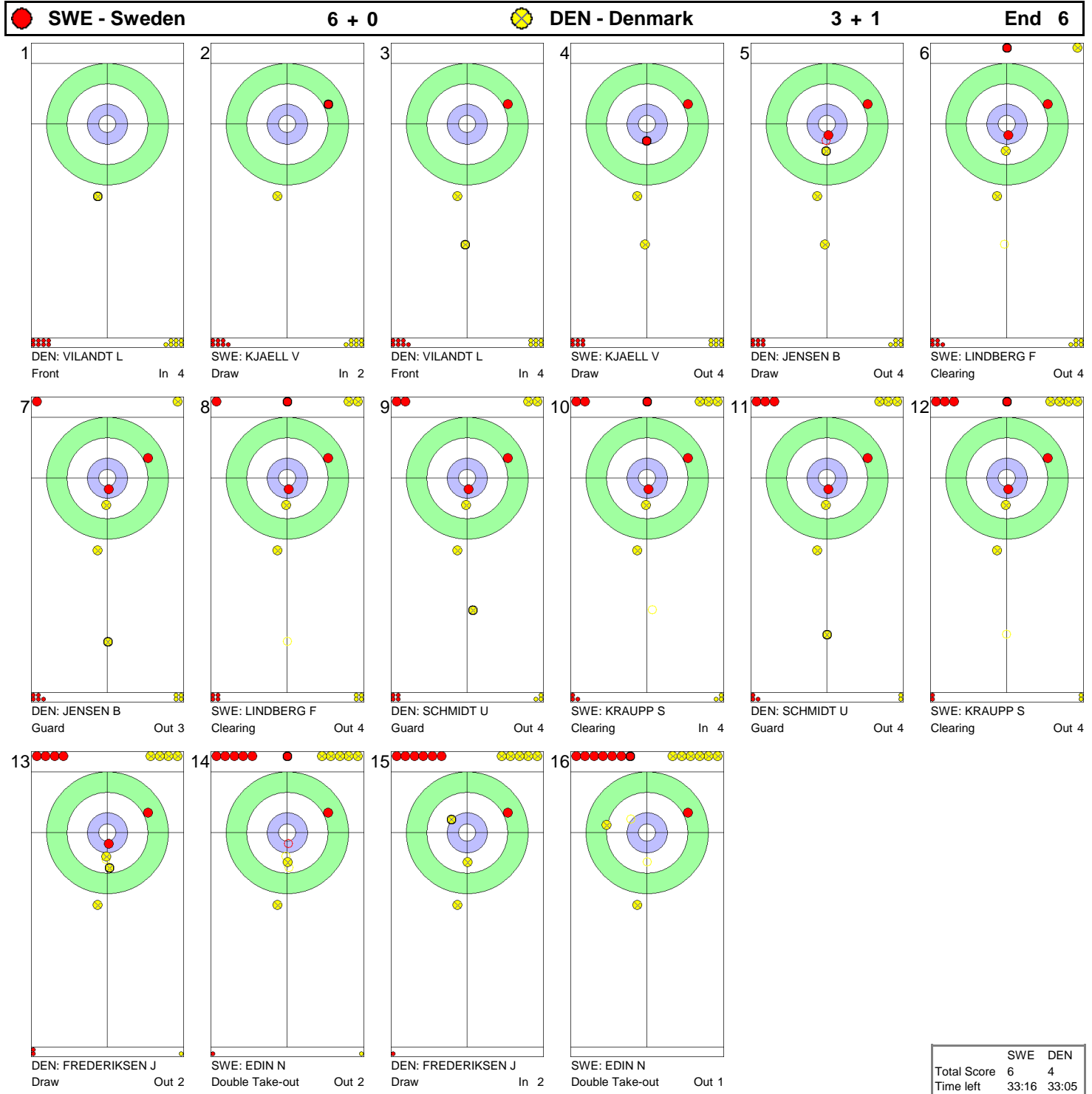
TUE 23 FEB 2010 / MAR 23 FÉV 2010 START TIME / DÉBUT 14:00





GAME - SHOT BY SHOT / DÉROULEMENT DE LA PARTIE

TUE 23 FEB 2010 / MAR 23 FÉV 2010 START TIME / DÉBUT 14:00

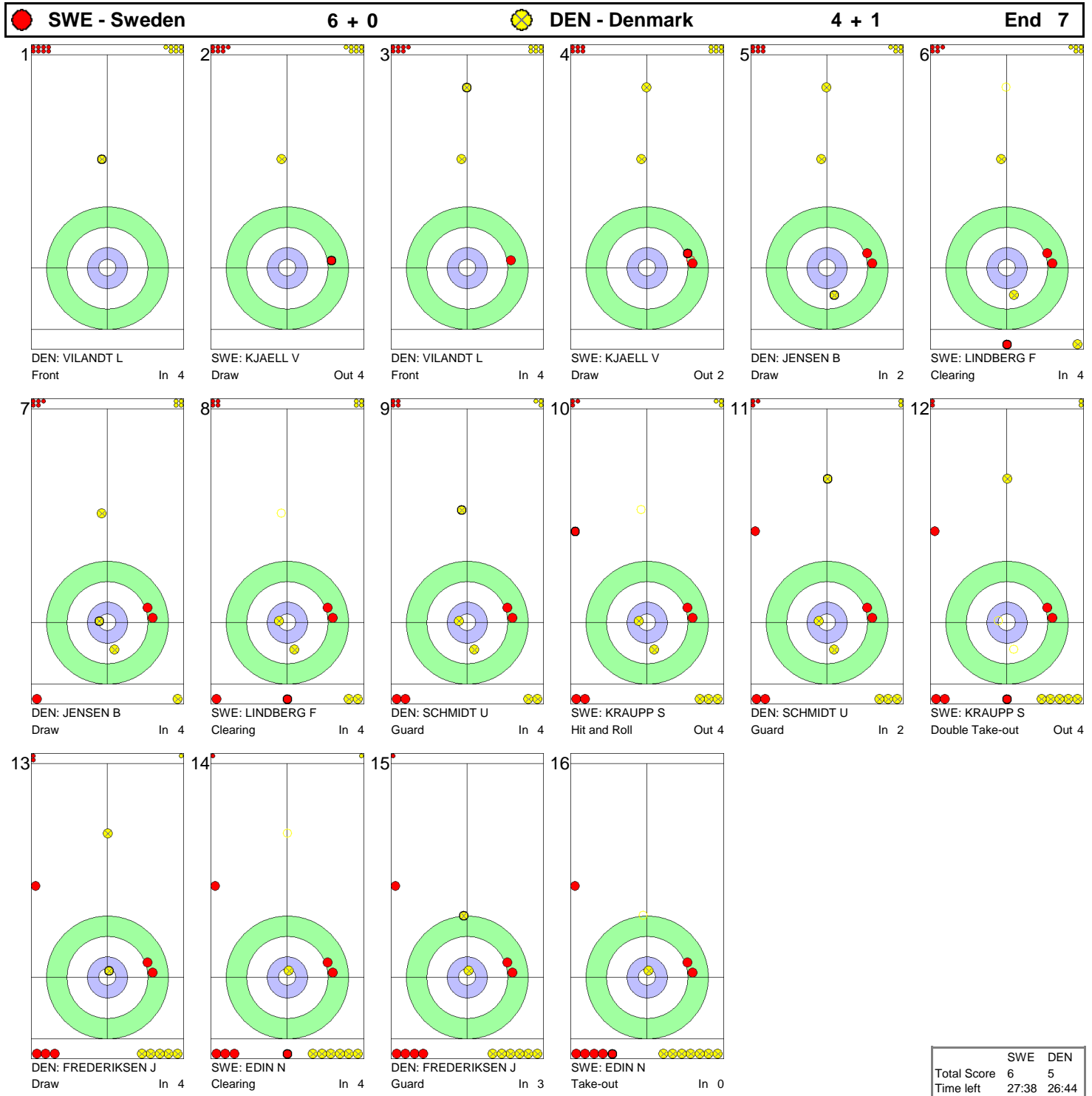


	SWE	DEN
Total Score	6	4
Time left	33:16	33:05



## GAME - SHOT BY SHOT / DÉROULEMENT DE LA PARTIE

TUE 23 FEB 2010 / MAR 23 FÉV 2010 START TIME / DÉBUT 14:00



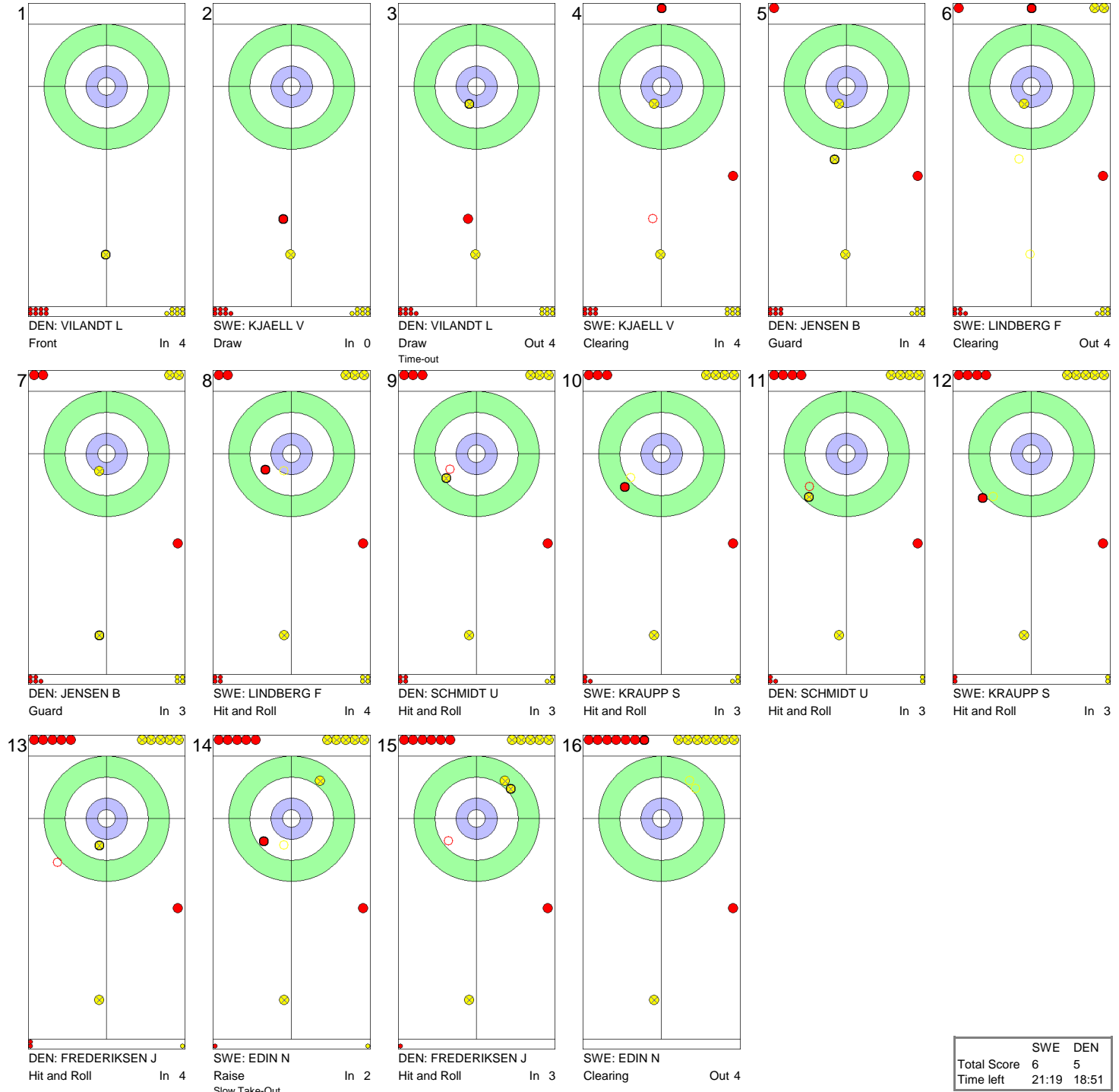
	SWE	DEN
Total Score	6	5
Time left	27:38	26:44



GAME - SHOT BY SHOT / DÉROULEMENT DE LA PARTIE

TUE 23 FEB 2010 / MAR 23 FÉV 2010 START TIME / DÉBUT 14:00

**SWE - Sweden** 6 + 0 **DEN - Denmark** 5 + 0 **End 8**



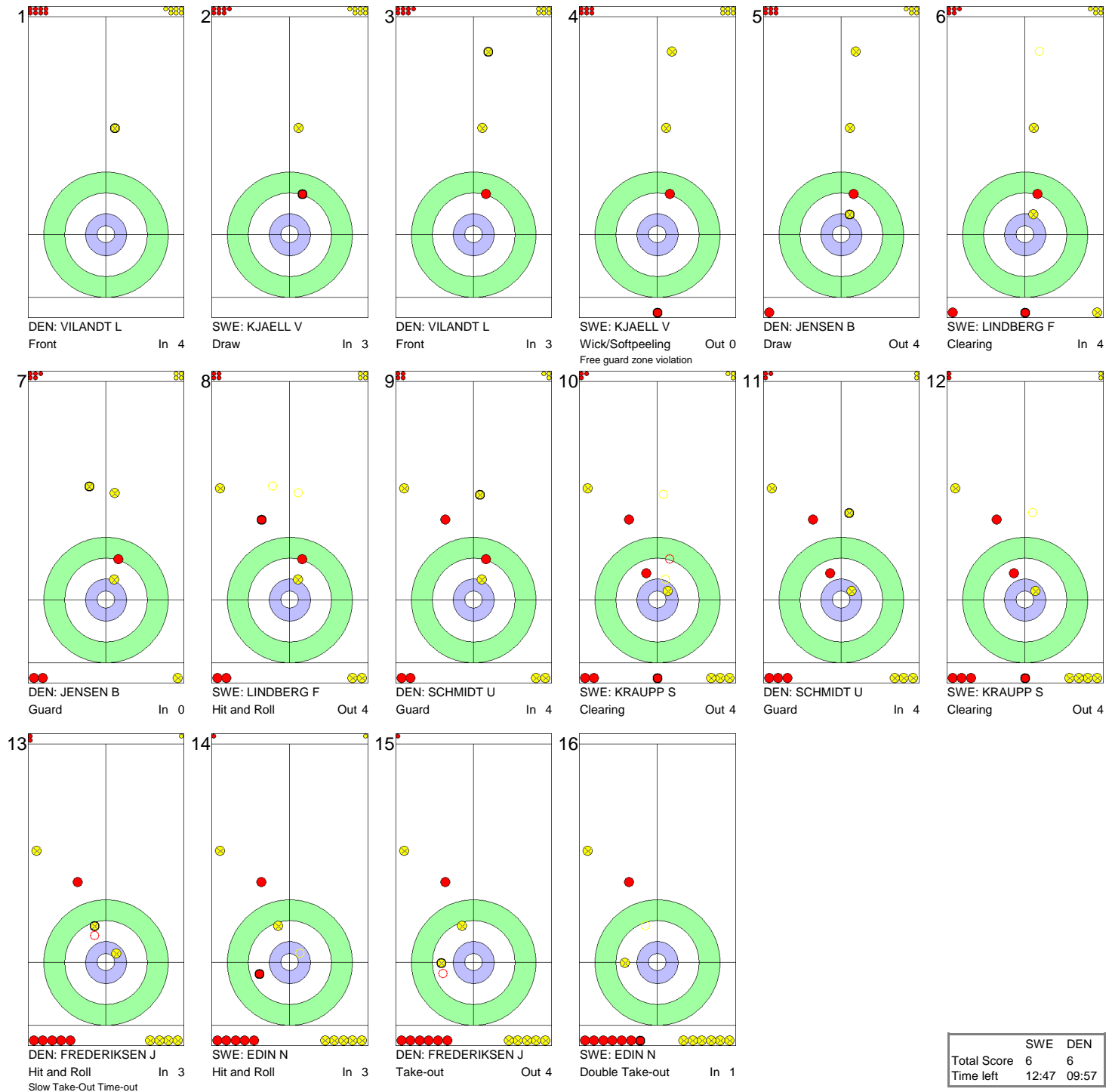
	SWE	DEN
Total Score	6	5
Time left	21:19	18:51



## GAME - SHOT BY SHOT / DÉROULEMENT DE LA PARTIE

TUE 23 FEB 2010 / MAR 23 FÉV 2010 START TIME / DÉBUT 14:00

**SWE - Sweden** 6 + 0 **DEN - Denmark** 5 + 1 **End 9**



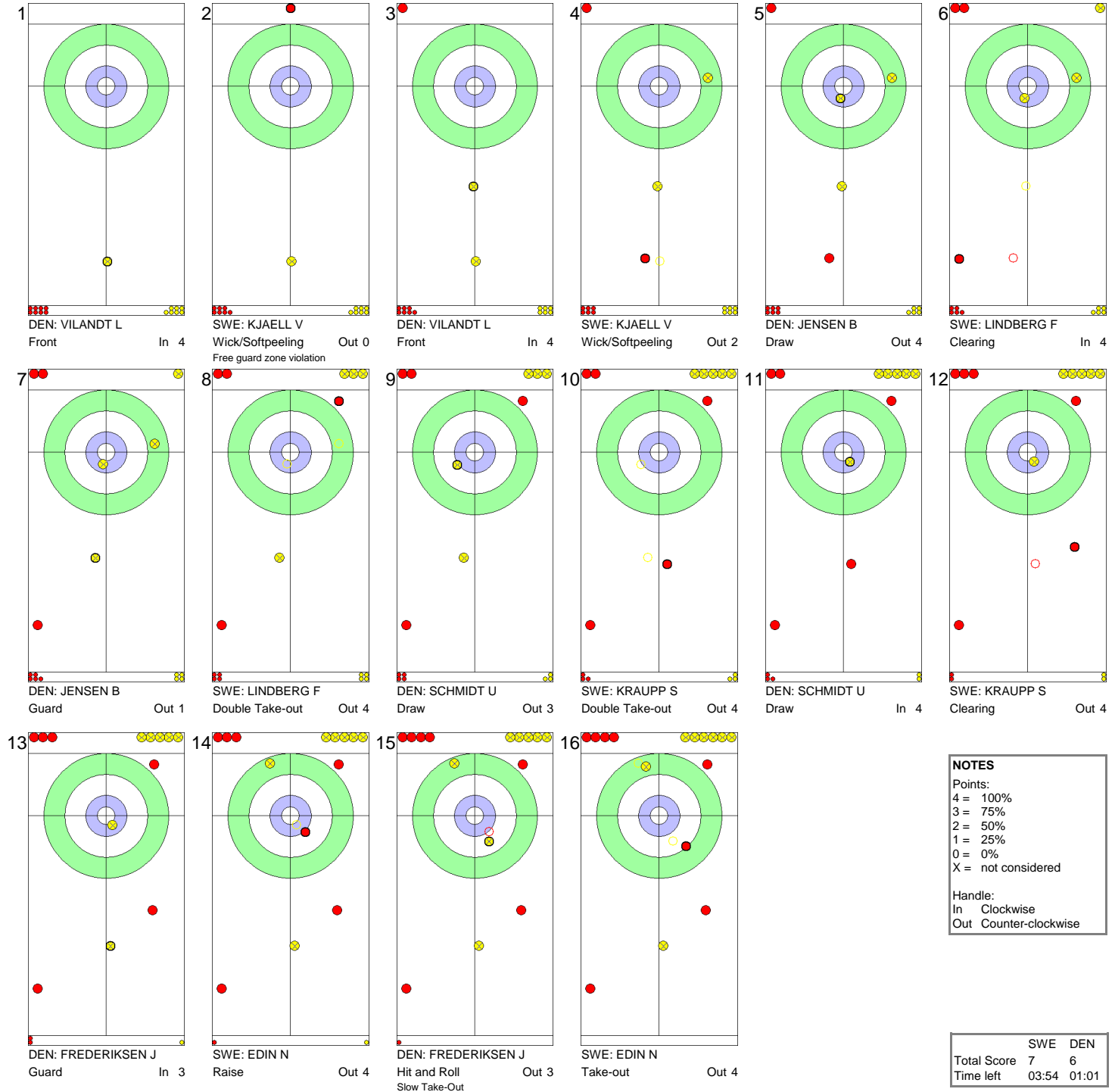
	SWE	DEN
Total Score	6	6
Time left	12:47	09:57



GAME - SHOT BY SHOT / DÉROULEMENT DE LA PARTIE

TUE 23 FEB 2010 / MAR 23 FÉV 2010 START TIME / DÉBUT 14:00

**SWE - Sweden** 6 + 1 **DEN - Denmark** 6 + 0 **End 10**





## GAME RESULTS / RÉSULTATS DE LA PARTIE

TUE 23 FEB 2010 / MAR 23 FÉV 2010 START TIME / DÉBUT 14:00

Sheet	Round	Team	LSFE	1	2	3	4	5	6	7	8	9	10	Extra	Ends	Total
C	9	GBR - Great Britain	*	0	3	0	1	0	0	0	1	X	X			5
	9	NOR - Norway		2	0	2	0	2	0	3	0	X	X			9

GBR - Great Britain		Game	All
4 S	MURDOCH David	70 %	80 %
3	MACDONALD Ewan	78 %	80 %
2	SMITH Pete	75 %	76 %
1	BYERS Euan	98 %	86 %
A	CONNAL Graeme	- %	100 %
Team Total		80 %	81 %

NOR - Norway		Game	All
4 S	ULSRUD Thomas	91 %	86 %
3	NERGAARD Torger	73 %	79 %
2	SVAE Christoffer	80 %	84 %
1	PETERSSON Haavard Vad	93 %	86 %
A	LOEVOLD Thomas	- %	- %
Team Total		84 %	84 %

Time remaining: 16 minutes 35 seconds

Last Stone Draw: 0.0 cm

Time-out: end 7, GBR-7

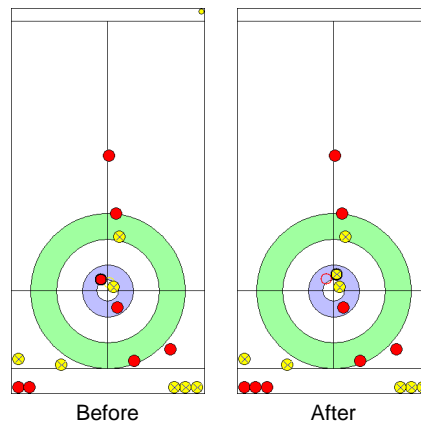
Time remaining: 18 minutes 13 seconds

Last Stone Draw: 25.1 cm

Time-out: end 7, NOR-8

### Most Important Shot:

The Norwegian Skip ULSRUD T made a difficult soft Hit and Roll on a British stone sitting second on the button to out count another British stone in the back four foot to score two points.



End: 5  
Team: NOR  
Player: ULSRUD T  
Stone: Fourth, 2nd stone  
Task: Hit and Roll  
Handle: Out-turn  
Points: 100%

● : GBR  
● : NOR

### NOTES

Team position and functions are attached to each team member's name as follows:  
4 = Fourth, 3 = Third, 2 = Second, 1 = Lead, A = Alternate, S = Skip

### LEGEND

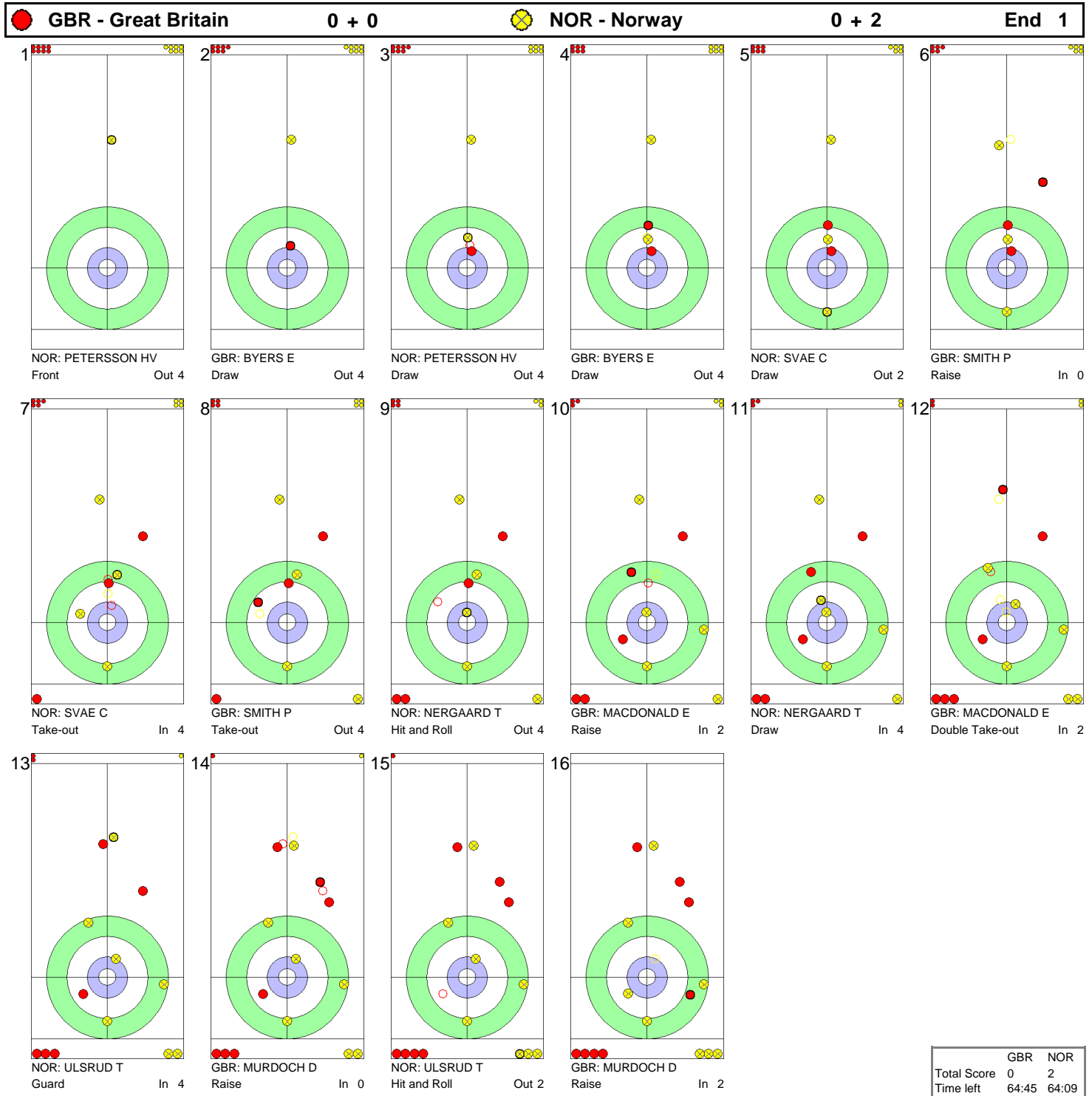
LSFE (\*) Last stone first end X Unplayed/unfinished end due to concession





GAME - SHOT BY SHOT / DÉROULEMENT DE LA PARTIE

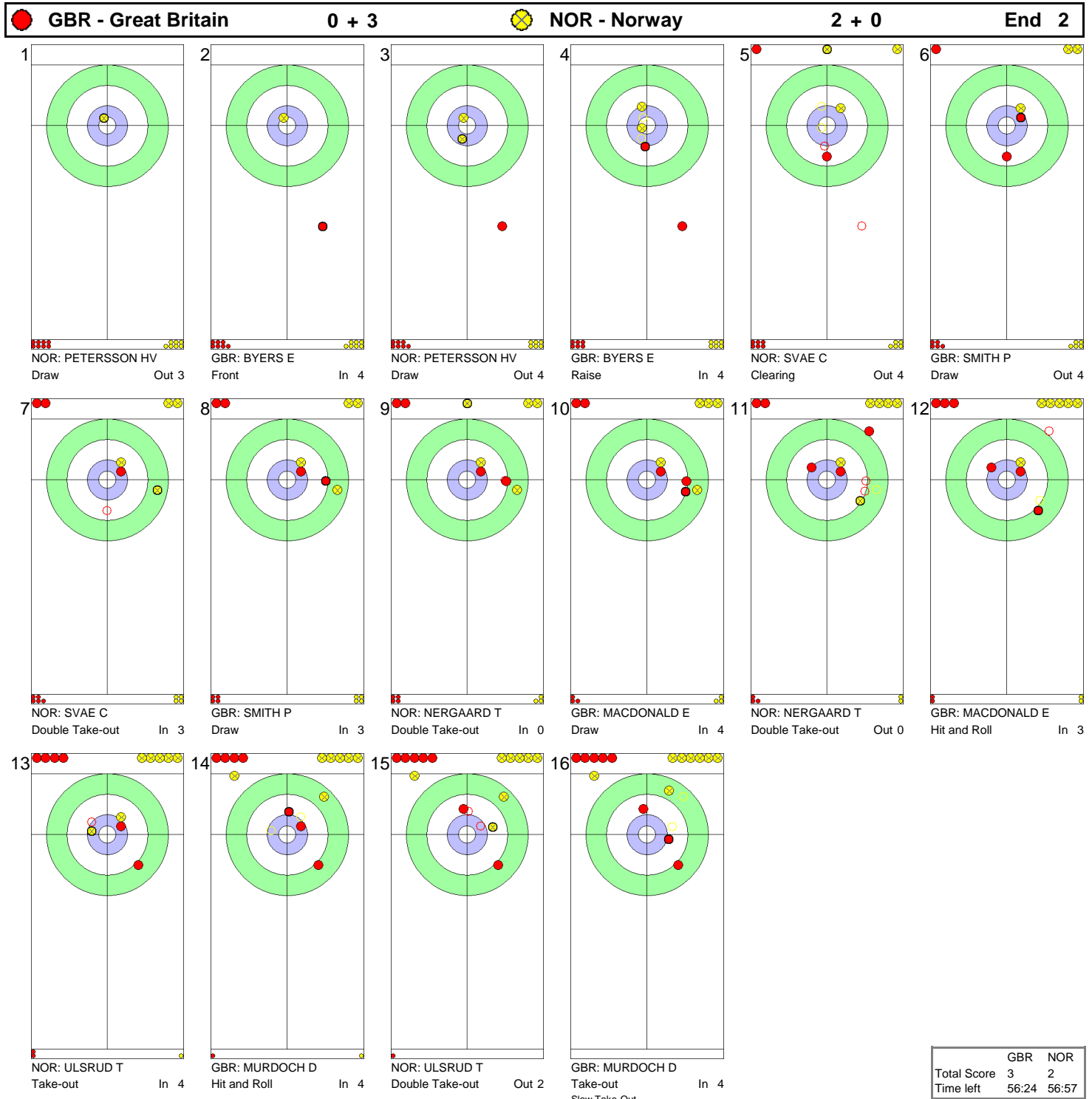
TUE 23 FEB 2010 / MAR 23 FÉV 2010 START TIME / DÉBUT 14:00





## GAME - SHOT BY SHOT / DÉROULEMENT DE LA PARTIE

TUE 23 FEB 2010 / MAR 23 FÉV 2010 START TIME / DÉBUT 14:00



	GBR	NOR
Total Score	3	2
Time left	56:24	56:57



GAME - SHOT BY SHOT / DÉROULEMENT DE LA PARTIE

TUE 23 FEB 2010 / MAR 23 FÉV 2010 START TIME / DÉBUT 14:00

**GBR - Great Britain** 3 + 0 **NOR - Norway** 2 + 2 **End 3**

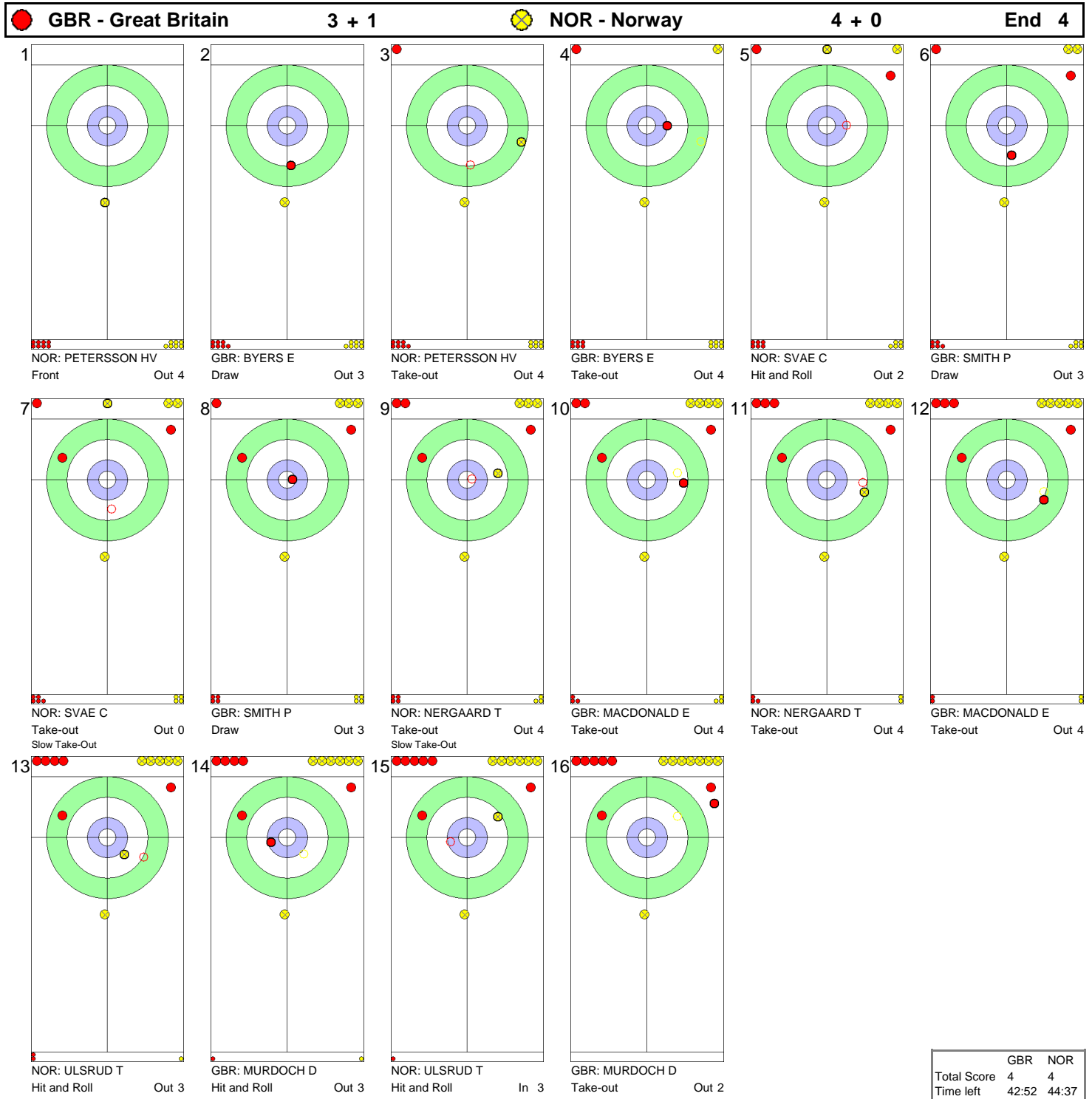


	GBR	NOR
Total Score	3	4
Time left	48:12	49:59



## GAME - SHOT BY SHOT / DÉROULEMENT DE LA PARTIE

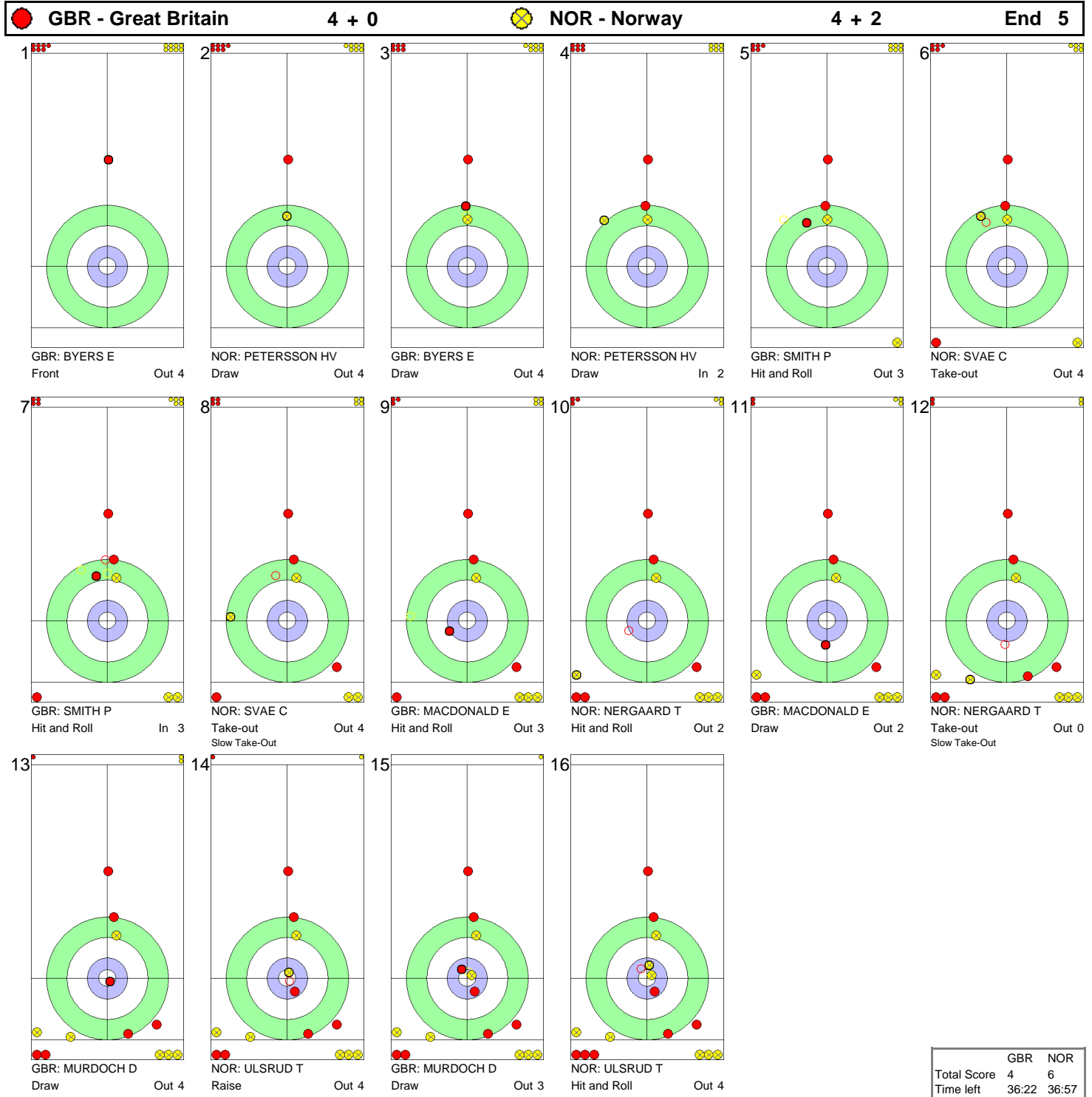
TUE 23 FEB 2010 / MAR 23 FÉV 2010 START TIME / DÉBUT 14:00





GAME - SHOT BY SHOT / DÉROULEMENT DE LA PARTIE

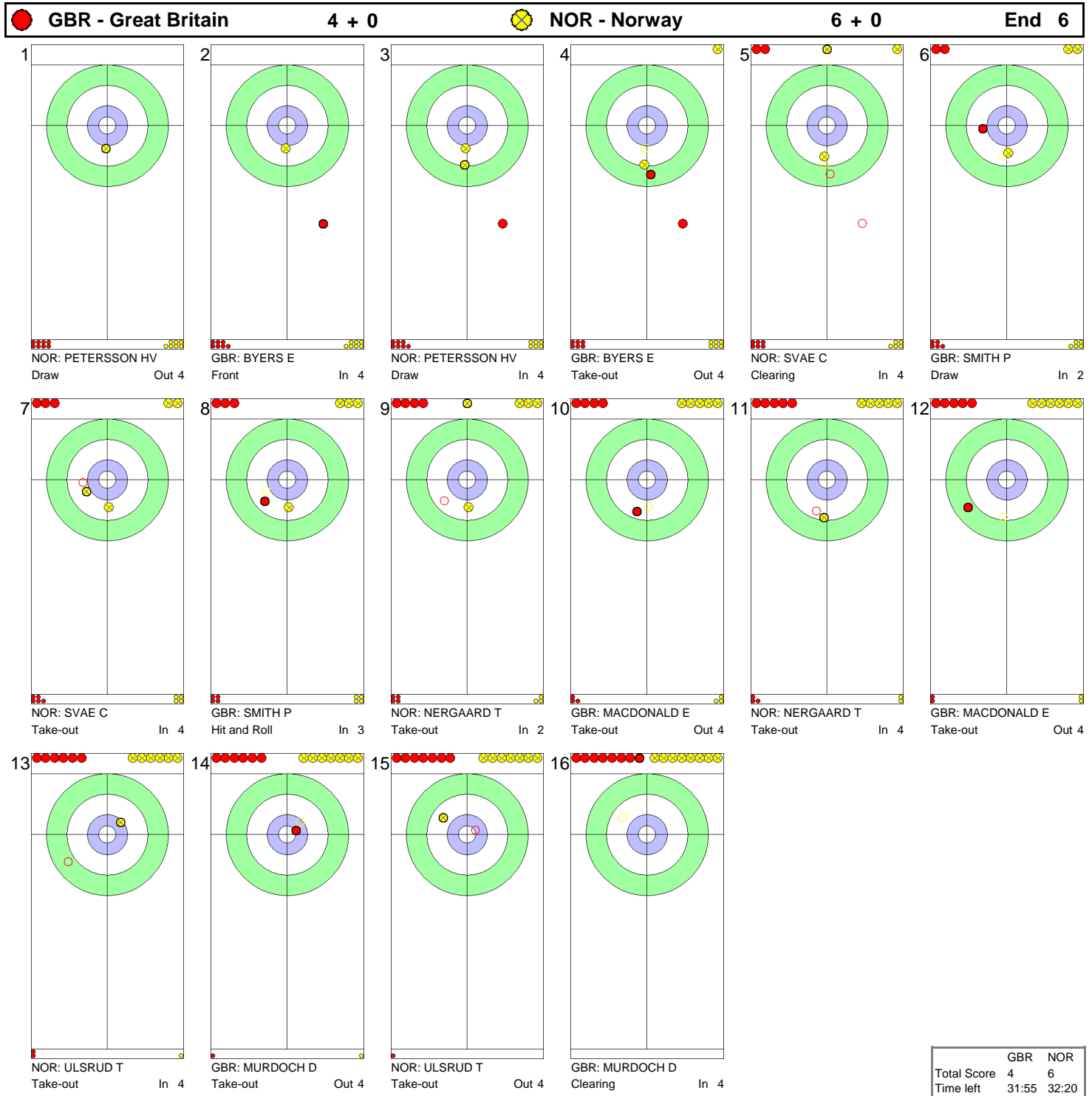
TUE 23 FEB 2010 / MAR 23 FÉV 2010 START TIME / DÉBUT 14:00





## GAME - SHOT BY SHOT / DÉROULEMENT DE LA PARTIE

TUE 23 FEB 2010 / MAR 23 FÉV 2010 START TIME / DÉBUT 14:00



	GBR	NOR
Total Score	4	6
Time left	31:55	32:20



## GAME - SHOT BY SHOT / DÉROULEMENT DE LA PARTIE

TUE 23 FEB 2010 / MAR 23 FÉV 2010 START TIME / DÉBUT 14:00

**GBR - Great Britain** 4 + 0 **NOR - Norway** 6 + 3 **End 7**



	GBR	NOR
Total Score	4	9
Time left	21:38	21:50



GAME - SHOT BY SHOT / DÉROULEMENT DE LA PARTIE

TUE 23 FEB 2010 / MAR 23 FÉV 2010 START TIME / DÉBUT 14:00







## GAME RESULTS / RÉSULTATS DE LA PARTIE

TUE 23 FEB 2010 / MAR 23 FÉV 2010 START TIME / DÉBUT 14:00

Sheet	Round	Team	LSFE	1	2	3	4	5	6	7	8	9	10	Extra	Ends	Total
D	9	SUI - Switzerland	*	2	0	0	0	0	2	1	1	0	X			6
	9	FRA - France		0	0	0	1	0	0	0	0	1	X			2

SUI - Switzerland		Game	All
4	STOECKLI Ralph	94 %	79 %
3	HAUSER Jan	82 %	82 %
2 S	EGGLER Markus	96 %	84 %
1	STRUEBIN Simon	91 %	83 %
A	MUELLER Toni	- %	- %
Team Total		91 %	82 %

FRA - France		Game	All
4 S	DUFOUR Thomas	68 %	72 %
3	ANGIBOUST Tony	65 %	72 %
2	DUCROZ Jan Henri	72 %	76 %
1	MATHIEU Raphael	25 %	65 %
A	DUCROZ Richard	83 %	79 %
Team Total		67 %	73 %

Time remaining: 21 minutes 34 seconds

Last Stone Draw: 0.0 cm

Time-out: end 7, SUI-8

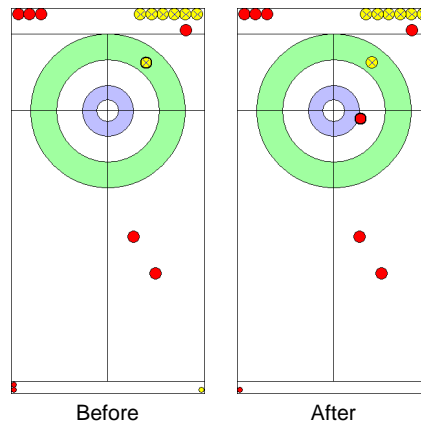
Time remaining: 12 minutes 18 seconds

Last Stone Draw: 24.0 cm

DUCROZ R replaced MATHIEU R at the beginning of end 4

### Most Important Shot:

Swiss Skip STOECKLI R made an excellent Draw to the corner of the four foot behind cover. The French Skip DUFOUR T failed to respond. The Swiss Team then drew for two on final stone.



End: 6  
Team: SUI  
Player: STOECKLI R  
Stone: Fourth, 1st stone  
Task: Draw  
Handle: In-turn  
Points: 100%

● : SUI  
● : FRA

### NOTES

Team position and functions are attached to each team member's name as follows:  
4 = Fourth, 3 = Third, 2 = Second, 1 = Lead, A = Alternate, S = Skip

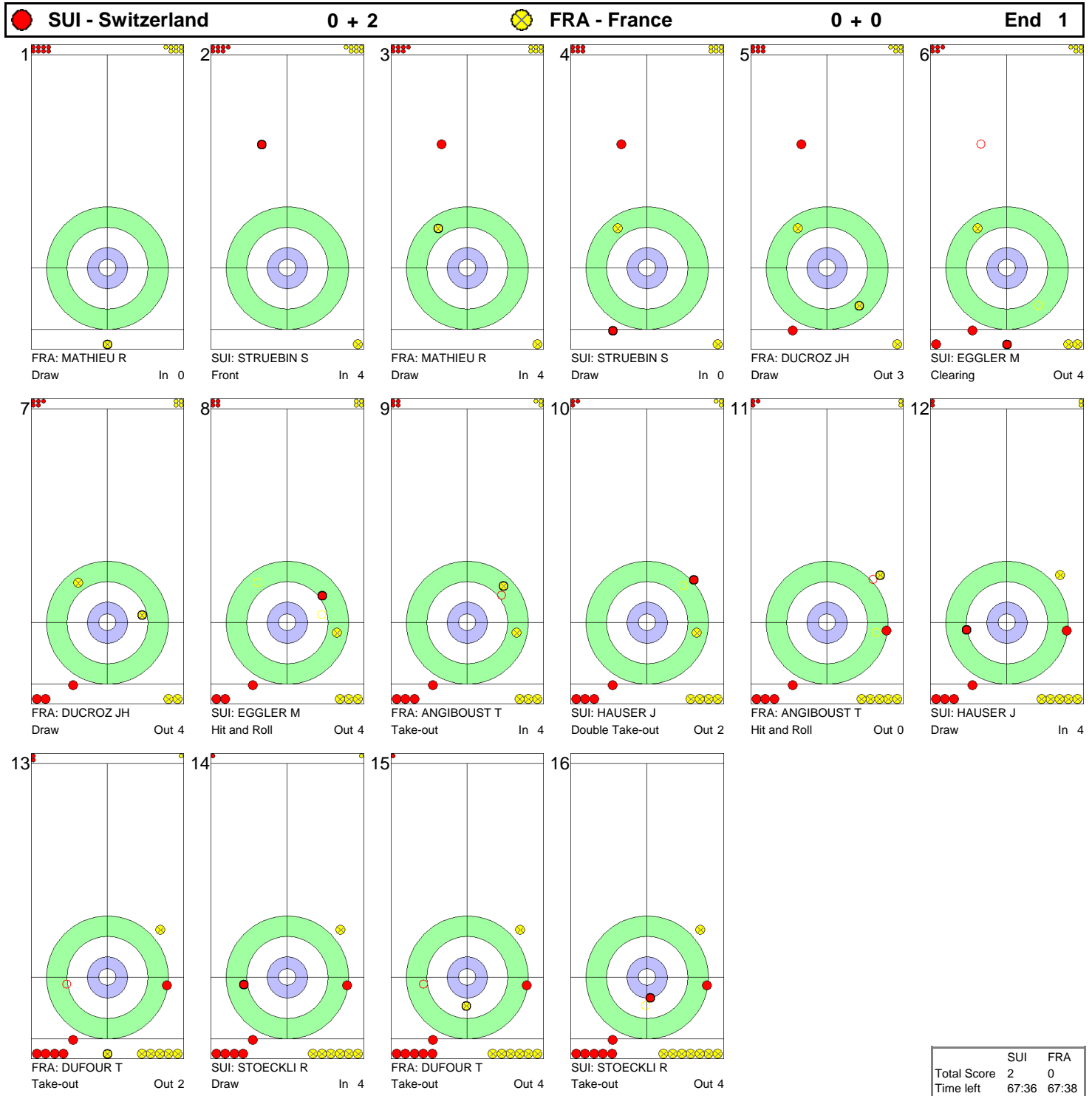
### LEGEND

LSFE (\*) Last stone first end X Unplayed/unfinished end due to concession



GAME - SHOT BY SHOT / DÉROULEMENT DE LA PARTIE

TUE 23 FEB 2010 / MAR 23 FÉV 2010 START TIME / DÉBUT 14:00

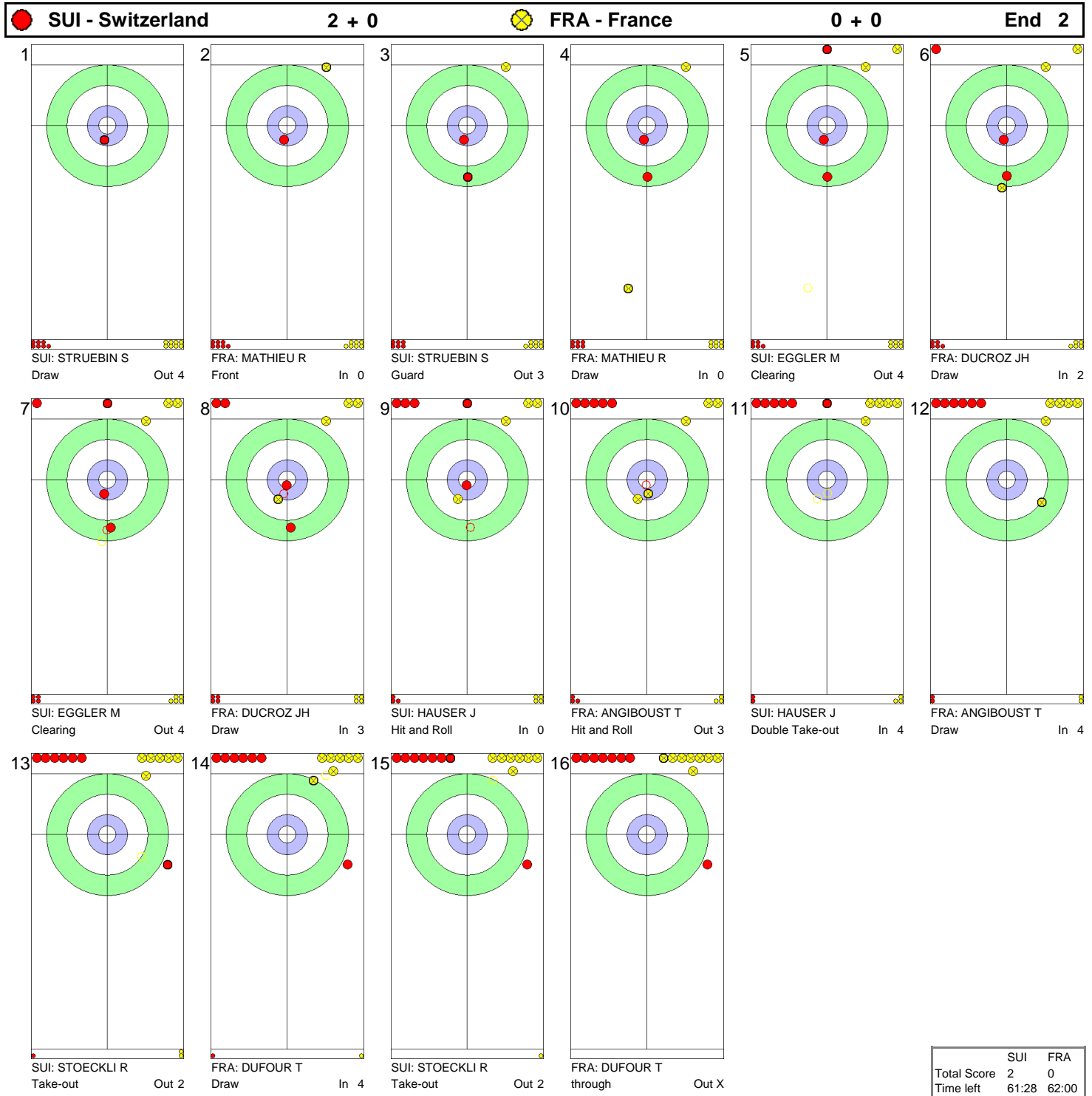


	SUI	FRA
Total Score	2	0
Time left	67:36	67:38



## GAME - SHOT BY SHOT / DÉROULEMENT DE LA PARTIE

TUE 23 FEB 2010 / MAR 23 FÉV 2010 START TIME / DÉBUT 14:00





## GAME - SHOT BY SHOT / DÉROULEMENT DE LA PARTIE

TUE 23 FEB 2010 / MAR 23 FÉV 2010 START TIME / DÉBUT 14:00

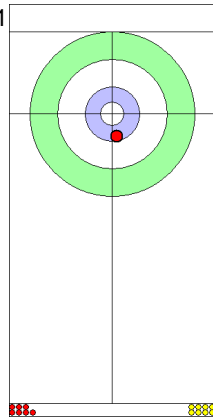
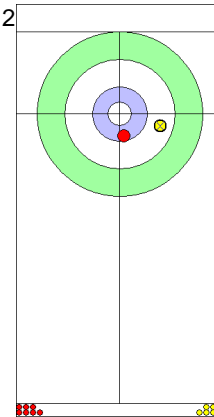
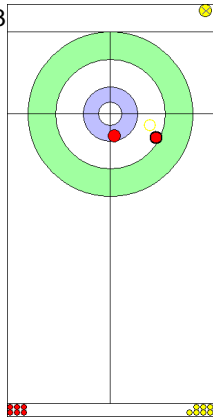
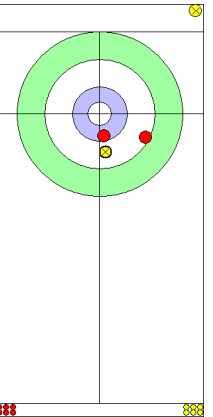
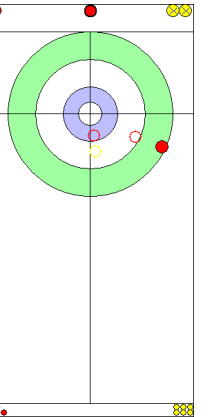
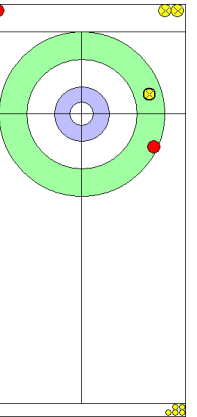
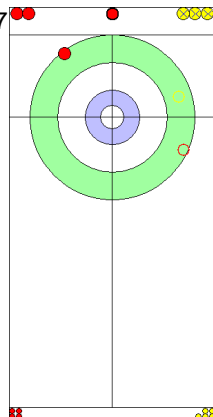
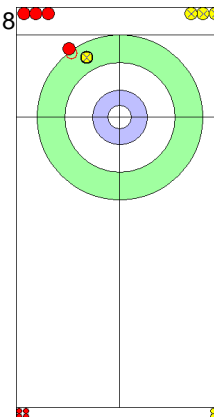
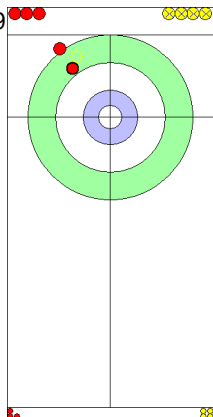
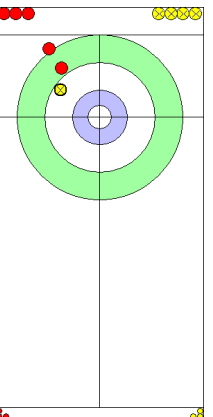
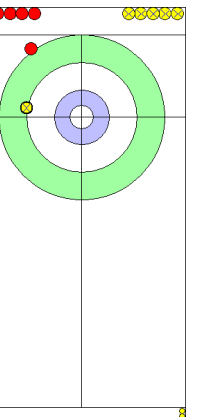
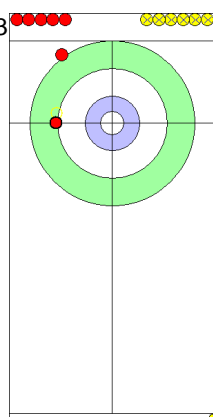
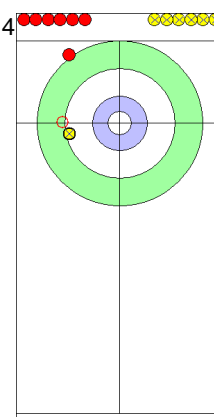
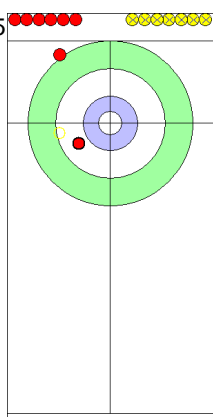
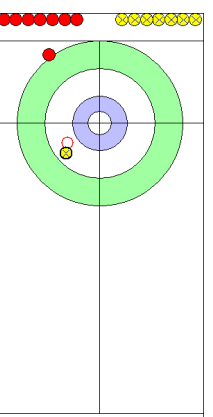
SUI - Switzerland		2 + 0	FRA - France		0 + 0	End 3
1		SUI: STRUEBIN S Draw				
2		FRA: MATHIEU R Front				
3		SUI: STRUEBIN S Take-out				
4		FRA: MATHIEU R Draw				
5		SUI: EGGLER M Hit and Roll				
6		FRA: DUCROZ JH Draw				
7		SUI: EGGLER M Clearing				
8		FRA: DUCROZ JH Draw				
9		SUI: HAUSER J Take-out				
10		FRA: ANGIBOUST T Hit and Roll				
11		SUI: HAUSER J Take-out				
12		FRA: ANGIBOUST T Hit and Roll				
13		SUI: STOECKLI R Hit and Roll				
14		FRA: DUFOUR T Take-out				
15		SUI: STOECKLI R Hit and Roll				
16		FRA: DUFOUR T Clearing				

	SUI	FRA
Total Score	2	0
Time left	55:51	56:26



## GAME - SHOT BY SHOT / DÉROULEMENT DE LA PARTIE

TUE 23 FEB 2010 / MAR 23 FÉV 2010 START TIME / DÉBUT 14:00

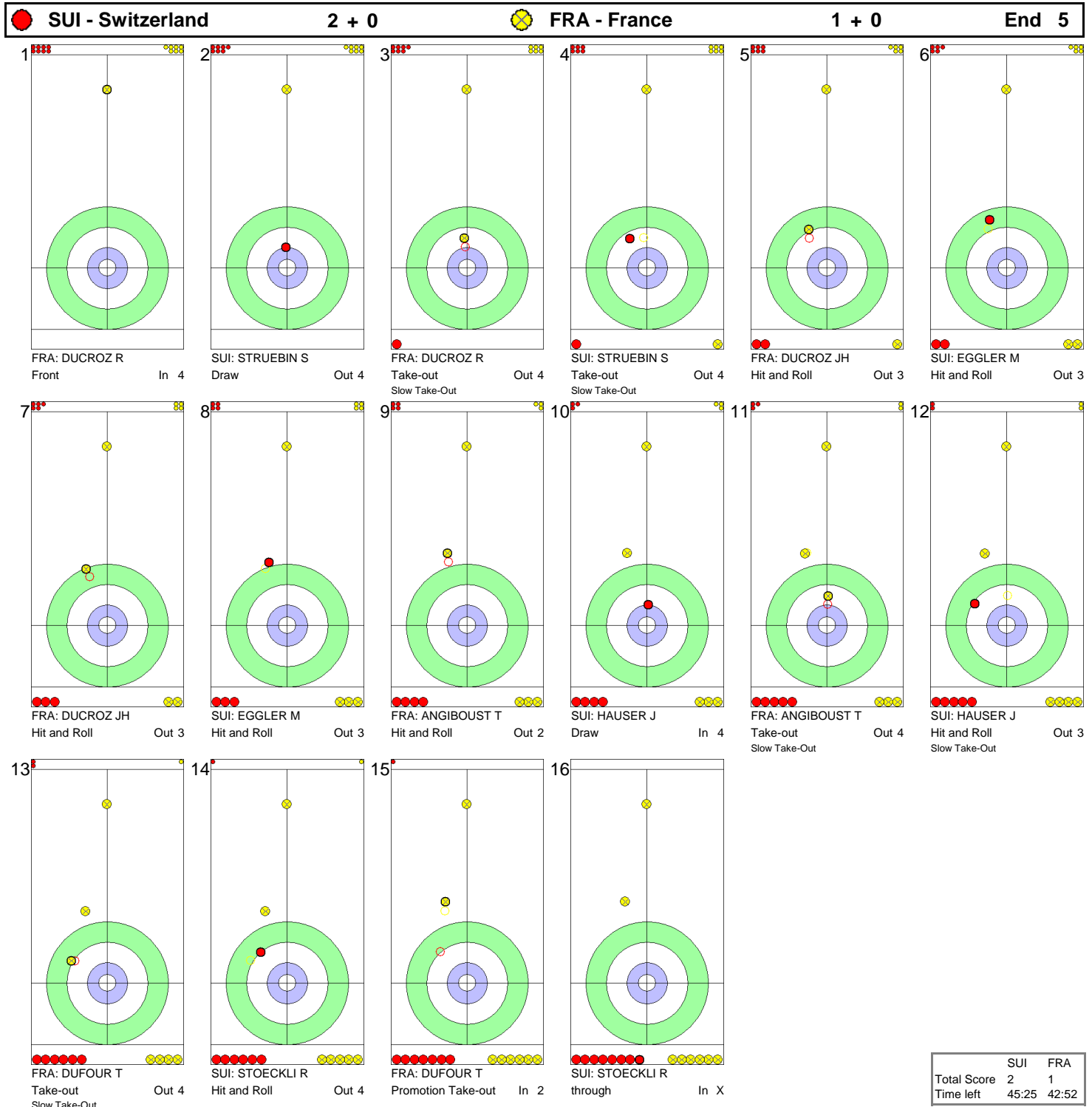
● SUI - Switzerland		2 + 0		● FRA - France		0 + 1		End 4			
1		2		3		4		5		6	
7		8		9		10		11		12	
13		14		15		16					

	SUI	FRA
Total Score	2	1
Time left	50:28	49:30



## GAME - SHOT BY SHOT / DÉROULEMENT DE LA PARTIE

TUE 23 FEB 2010 / MAR 23 FÉV 2010 START TIME / DÉBUT 14:00

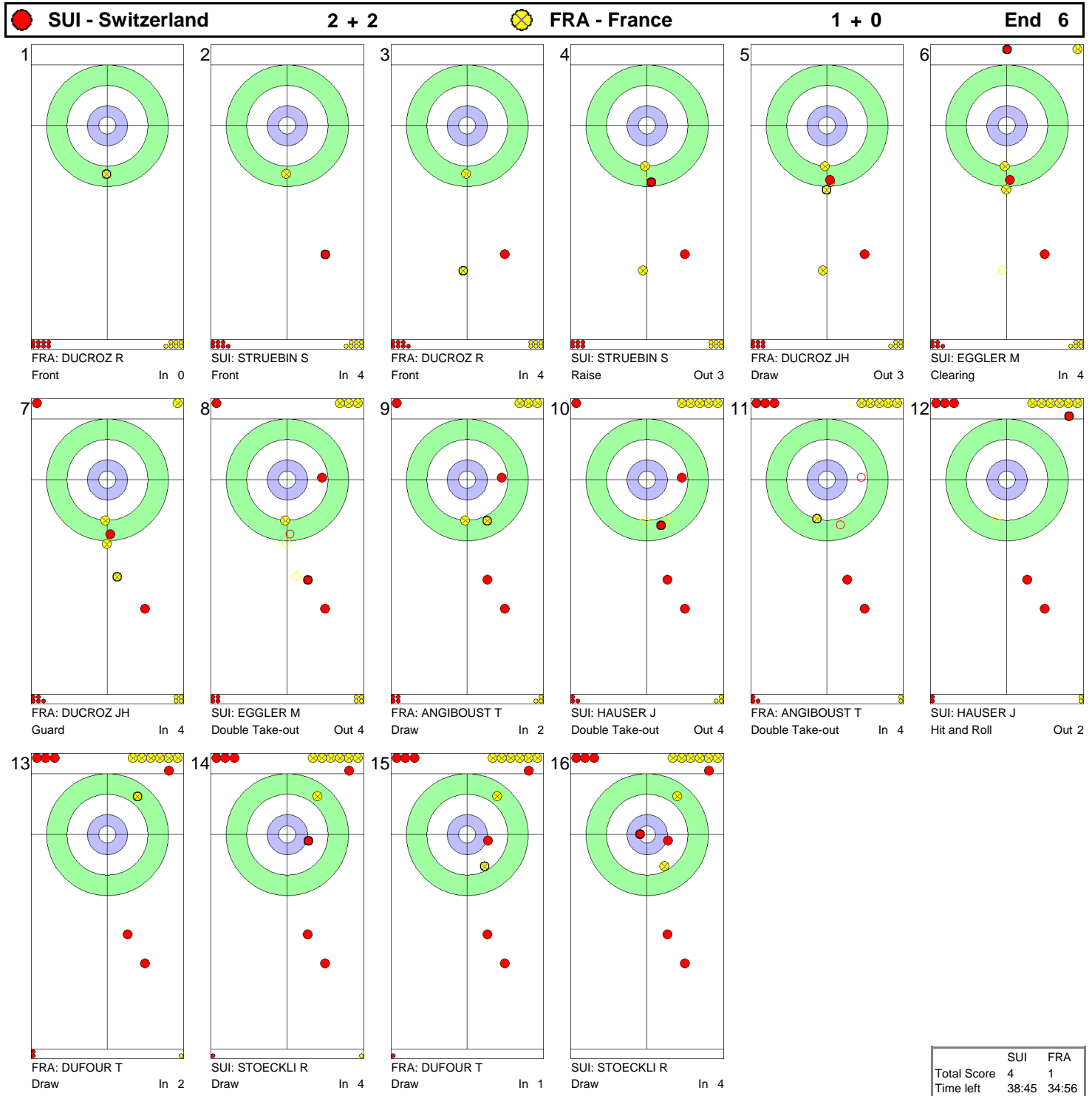


	SUI	FRA
Total Score	2	1
Time left	45:25	42:52



## GAME - SHOT BY SHOT / DÉROULEMENT DE LA PARTIE

TUE 23 FEB 2010 / MAR 23 FÉV 2010 START TIME / DÉBUT 14:00



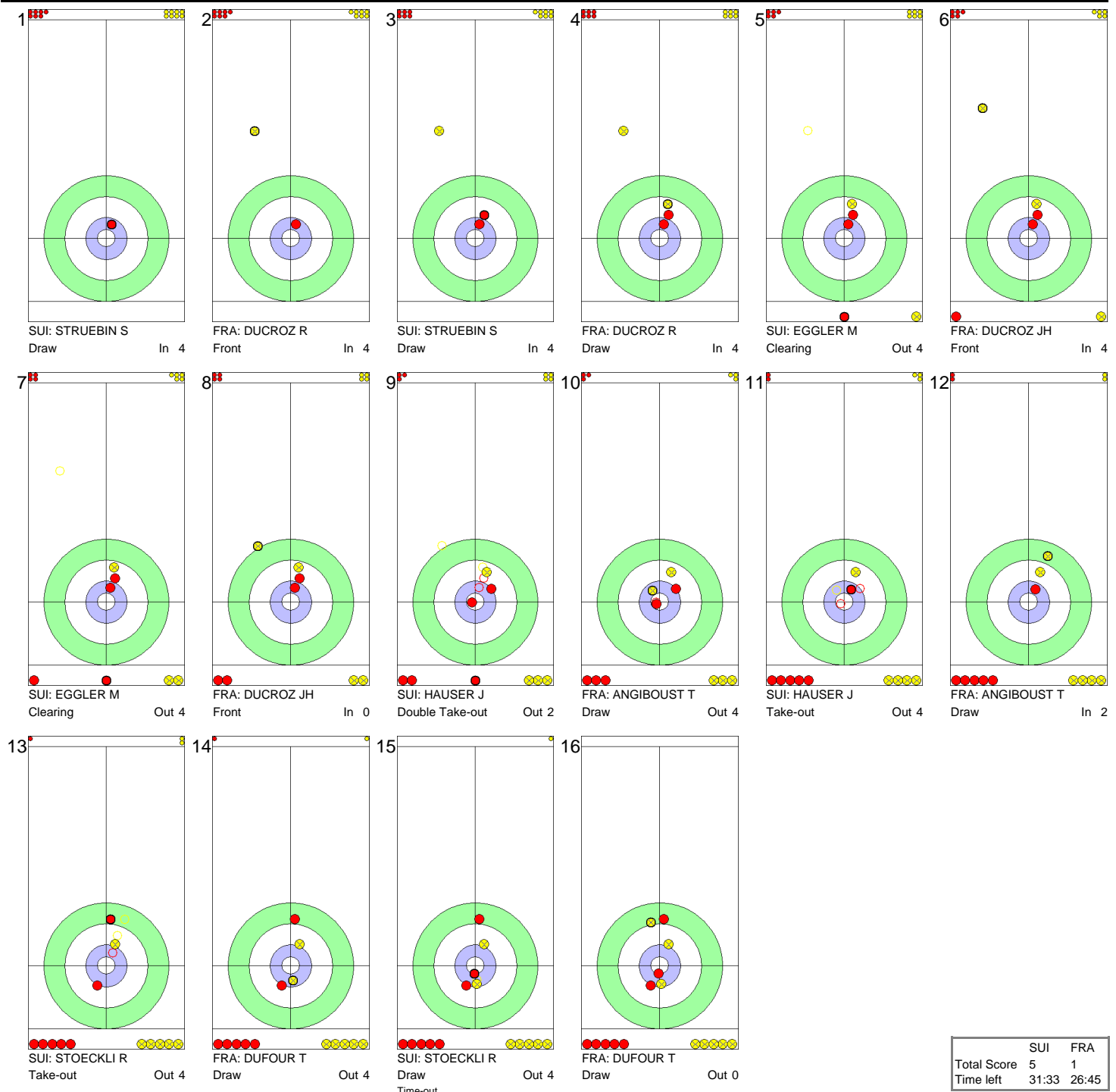
	SUI	FRA
Total Score	4	1
Time left	38:45	34:56



GAME - SHOT BY SHOT / DÉROULEMENT DE LA PARTIE

TUE 23 FEB 2010 / MAR 23 FÉV 2010 START TIME / DÉBUT 14:00

**SUI - Switzerland** 4 + 1 **FRA - France** 1 + 0 **End 7**



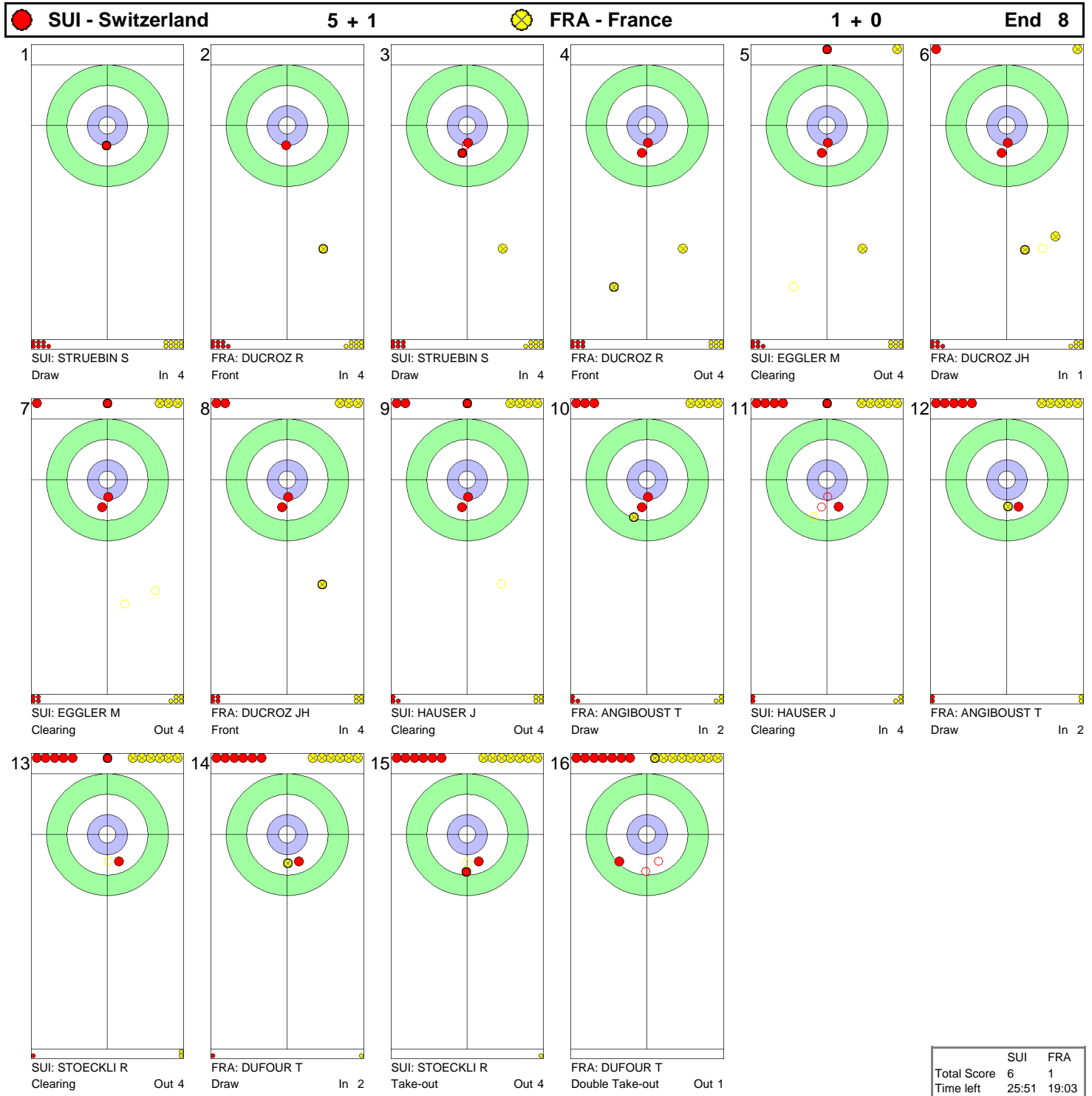
	SUI	FRA
Total Score	5	1
Time left	31:33	26:45





GAME - SHOT BY SHOT / DÉROULEMENT DE LA PARTIE

TUE 23 FEB 2010 / MAR 23 FÉV 2010 START TIME / DÉBUT 14:00



	SUI	FRA
Total Score	6	1
Time left	25:51	19:03



## GAME - SHOT BY SHOT / DÉROULEMENT DE LA PARTIE

TUE 23 FEB 2010 / MAR 23 FÉV 2010 START TIME / DÉBUT 14:00





## SESSION RESULTS AND STANDINGS RÉSULTATS DE LA SESSION ET CLASSEMENT

MON 22 FEB 2010 / LUN 22 FÉV 2010 START TIME / DÉBUT 19:00

Sheet	Round	Team	LSFE	1	2	3	4	5	6	7	8	9	10	Extra	Ends	Total
B	9	GER - Germany		0	0	0	0	1	0	1	0	X	X			2
	8	GBR - Great Britain	*	1	0	1	2	0	2	0	2	X	X			8
C	8	FRA - France	*	1	1	0	2	0	0	0	0	1	0	1		6
	8	DEN - Denmark		0	0	1	0	3	0	0	0	0	1	0		5
D	8	CHN - People's Republic of China	*	3	0	1	1	0	0	3	0	3	X			11
	9	USA - United States of America		0	2	0	0	1	1	0	1	0	X			5

### Standings After Round Robin Session 11

Rank	Team	Games	Wins	Losses	
1	CAN - Canada	8	8	0	Q
2	NOR - Norway	8	6	2	Q
3	GBR - Great Britain	8	5	3	
3	SUI - Switzerland	8	5	3	
5	SWE - Sweden	8	4	4	
6	GER - Germany	9	4	5	
7	FRA - France	8	3	5	
8	CHN - People's Republic of China	8	2	6	
8	DEN - Denmark	8	2	6	
10	USA - United States of America	9	2	7	

#### LEGEND

LSFE (\*) Last stone first end

Q Qualified for the semifinals

X Unplayed/unfinished end due to concession



## SESSION REVIEW / SYNTHÈSE DE LA SESSION

MON 22 FEB 2010 / LUN 22 FÉV 2010 START TIME / DÉBUT 19:00

### Men: Session 11 - GBR 8-2 GER, FRA 6-5 DEN, CHN 11-5 USA

VANCOUVER, Feb 22 - Great Britain defeated Germany 8-2 to bring a degree of clarity to the medal-contention picture in Session 11 of the Round Robin Men's Curling tournament at the Vancouver Olympic Centre on Monday.

In other games, China beat the United States 11-5; and France defeated Denmark 6-5.

The meeting between Great Britain and Germany was less competitive than expected. Germany had shown well in the tournament, coming into the game at 4-4 - one loss worse than its reigning world champion adversary.

But the Germans, playing their last tournament game, seemed already to have their minds on other things. Skip Andy KAPP (GER) gave Great Britain a steal of one in the third on an overthrown draw to the button, and a steal of two in the fourth on an overthrown draw to the eight-foot. The misplays staked Britain to a 4-0 lead.

Britain got a deuce in the sixth to make it 6-1. Another deuce in the eighth made it 8-2 and earned the German concession.

Germany leaves the tournament in sixth place in the Round Robin standings with a 4-5 record. Britain is in third place at 5-3.

For its game against the United States, China presented a new fourth, former third Rui LIU (CHN), and a new skip, entry-list alternate Hongchen LI (CHN), who threw second. It worked. The reconfigured side scored three in the first and led 5-2 after the fourth when USA skip John SHUSTER (USA), playing fourth after a three-game vacation from the anchor position, threw a takeout attempt through the house to give China a steal of one.

China moved to an 8-4 lead in the seventh after SHUSTER overthrew a hit and roll, leaving LIU a draw to the four-foot for three. The USA took one in the eighth and shook to an 11-5 defeat after fifteen stones in the ninth.

The United States leave the tournament with a 2-7 record. China, 2-6, has one game left to play.

France met Denmark with little at stake but honour. France led early, but Denmark tied the game 4-4 in the fifth, when French skip Thomas DUFOUR (FRA), facing a crowded house, missed two straight double takeout attempts, and Danish fourth Johnny FREDERIKSEN (DEN) drew to the four-foot for three.

Three blank ends and a trade of singles followed. France had the hammer in the 11th and earned a single for a 6-5 win.

France is 3-5 and Denmark is 2-6.



## GAME RESULTS / RÉSULTATS DE LA PARTIE

MON 22 FEB 2010 / LUN 22 FÉV 2010 START TIME / DÉBUT 19:00

Sheet	Round	Team	LSFE	1	2	3	4	5	6	7	8	9	10	Extra	Ends	Total
B	9	GER - Germany		0	0	0	0	1	0	1	0	X	X			2
	8	GBR - Great Britain	*	1	0	1	2	0	2	0	2	X	X			8

GER - Germany		Game	All
4 S	KAPP Andy	69 %	77 %
3	HERBERG Daniel	63 %	70 %
2	LANG Andy	75 %	71 %
1	HOEHNE Holger	78 %	79 %
A	KEMPF Andreas	- %	76 %
Team Total		71 %	75 %

GBR - Great Britain		Game	All
4 S	MURDOCH David	94 %	81 %
3	MACDONALD Ewan	83 %	80 %
2	SMITH Pete	77 %	77 %
1	BYERS Euan	83 %	85 %
A	CONNAL Graeme	100 %	100 %
Team Total		85 %	81 %

Time remaining: 19 minutes 43 seconds

Last Stone Draw: 146.2 cm

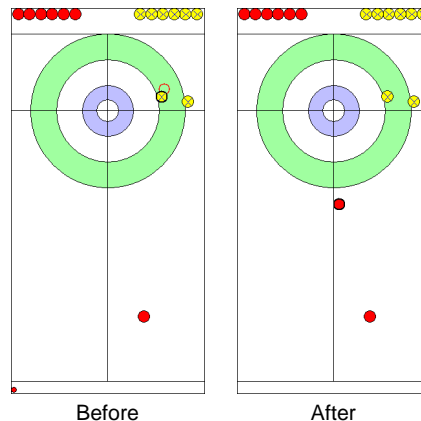
Time remaining: 23 minutes 57 seconds

Last Stone Draw: 11.7 cm

CONNAL G replaced BYERS E at the beginning of end 8

### Most Important Shot:

German Skip KAPP A was short on a Draw to the twelve foot allowing Great Britain to steal two for a commanding four-zero lead.



End: 4  
Team: GER  
Player: KAPP A  
Stone: Fourth, 2nd stone  
Task: Draw  
Handle: In-turn  
Points: 0%

● : GER  
● : GBR

### NOTES

Team position and functions are attached to each team member's name as follows:  
4 = Fourth, 3 = Third, 2 = Second, 1 = Lead, A = Alternate, S = Skip

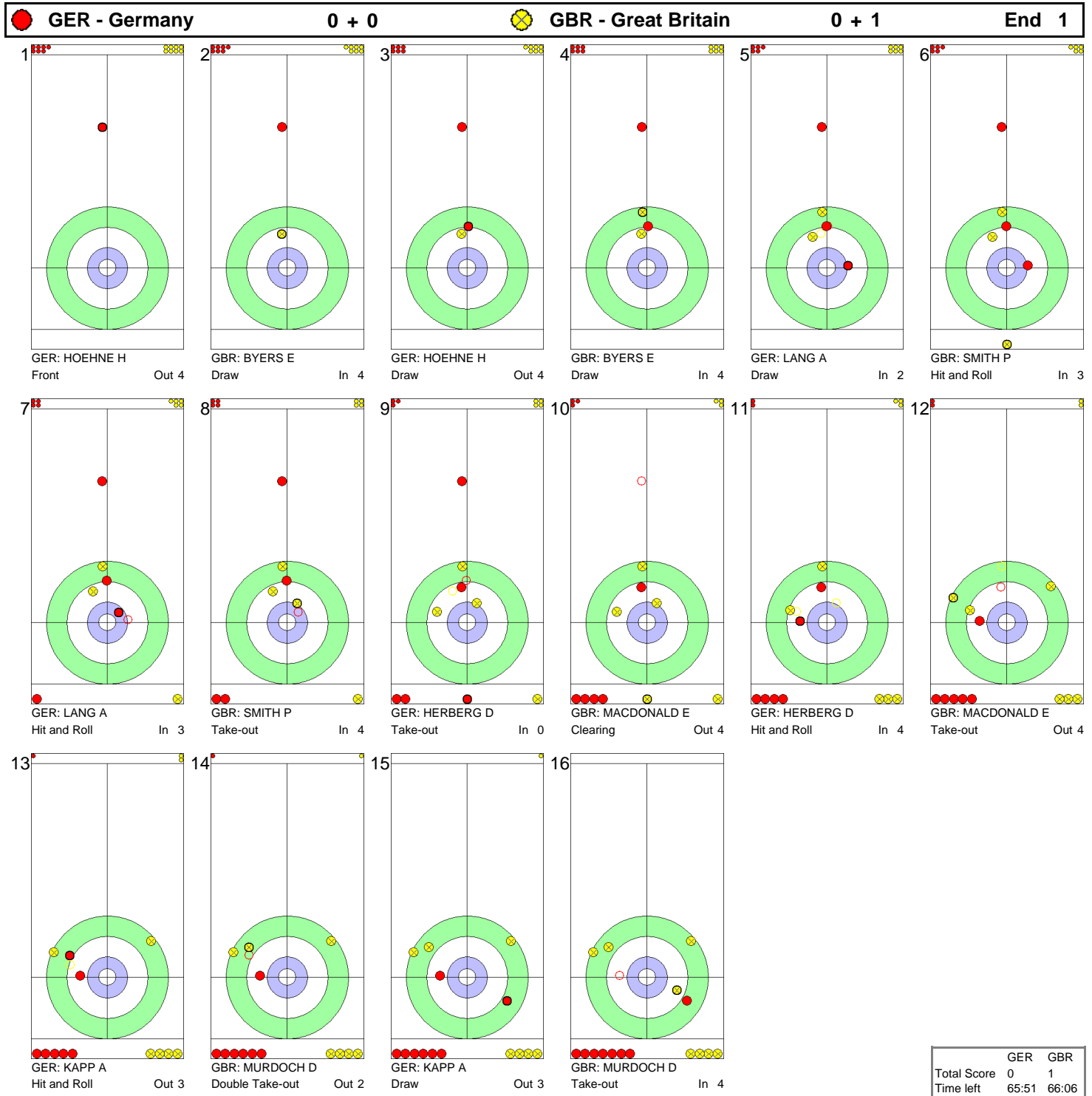
### LEGEND

LSFE (\*) Last stone first end X Unplayed/unfinished end due to concession



## GAME - SHOT BY SHOT / DÉROULEMENT DE LA PARTIE

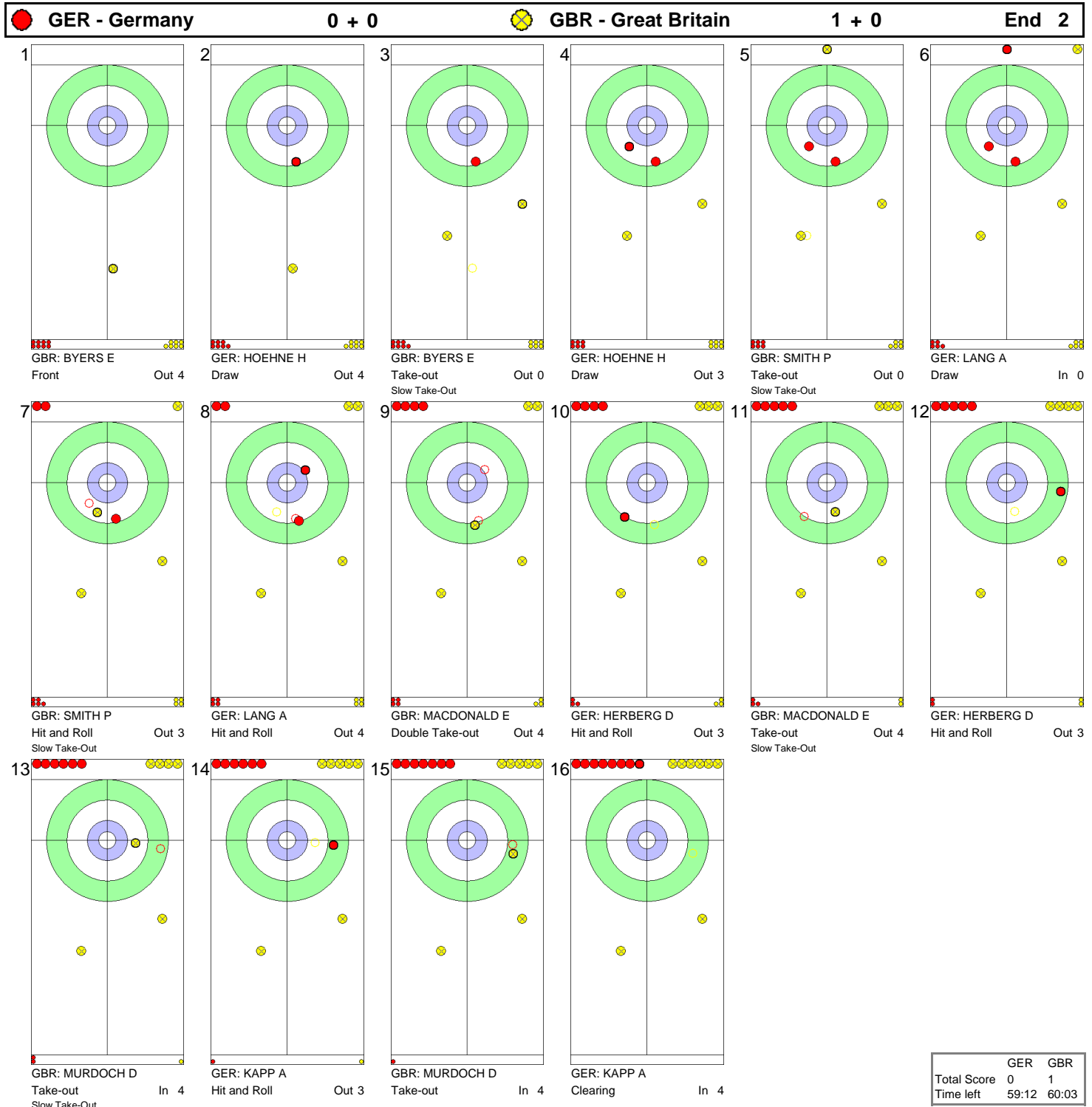
MON 22 FEB 2010 / LUN 22 FÉV 2010 START TIME / DÉBUT 19:00





GAME - SHOT BY SHOT / DÉROULEMENT DE LA PARTIE

MON 22 FEB 2010 / LUN 22 FÉV 2010 START TIME / DÉBUT 19:00





### GAME - SHOT BY SHOT / DÉROULEMENT DE LA PARTIE

MON 22 FEB 2010 / LUN 22 FÉV 2010 START TIME / DÉBUT 19:00

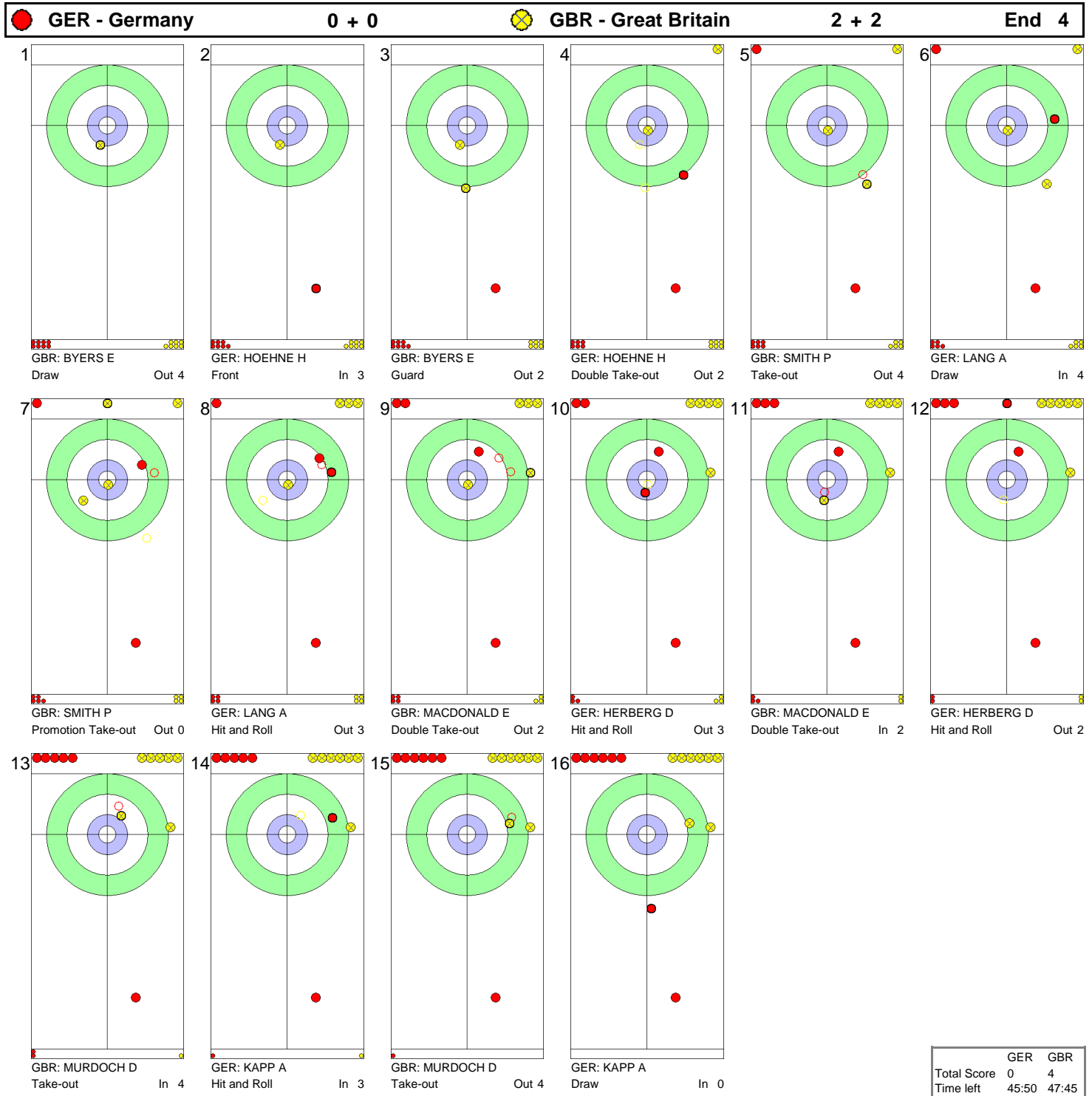






GAME - SHOT BY SHOT / DÉROULEMENT DE LA PARTIE

MON 22 FEB 2010 / LUN 22 FÉV 2010 START TIME / DÉBUT 19:00

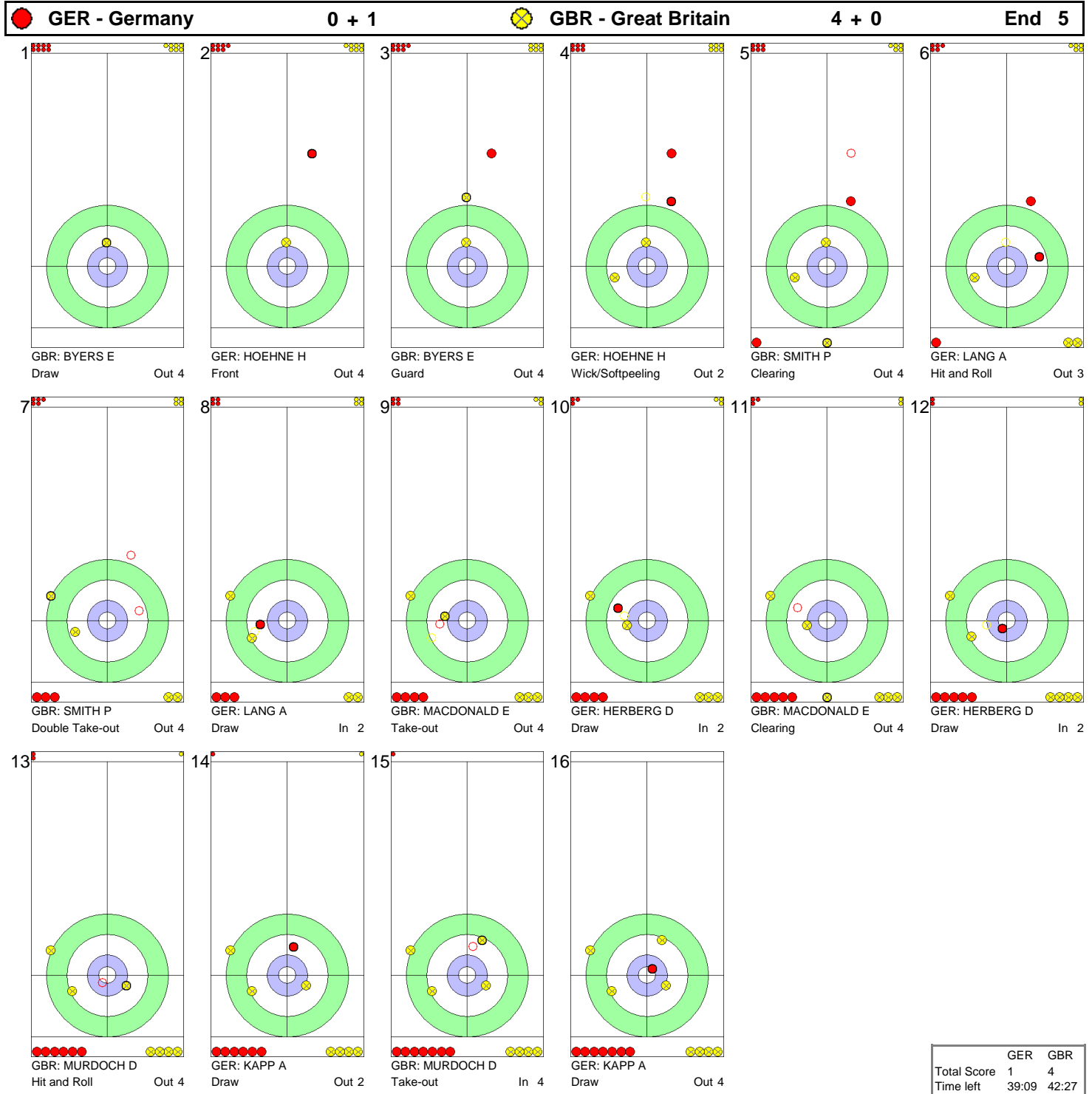


	GER	GBR
Total Score	0	4
Time left	45:50	47:45



## GAME - SHOT BY SHOT / DÉROULEMENT DE LA PARTIE

MON 22 FEB 2010 / LUN 22 FÉV 2010 START TIME / DÉBUT 19:00



	GER	GBR
Total Score	1	4
Time left	39:09	42:27



## GAME - SHOT BY SHOT / DÉROULEMENT DE LA PARTIE

MON 22 FEB 2010 / LUN 22 FÉV 2010 START TIME / DÉBUT 19:00



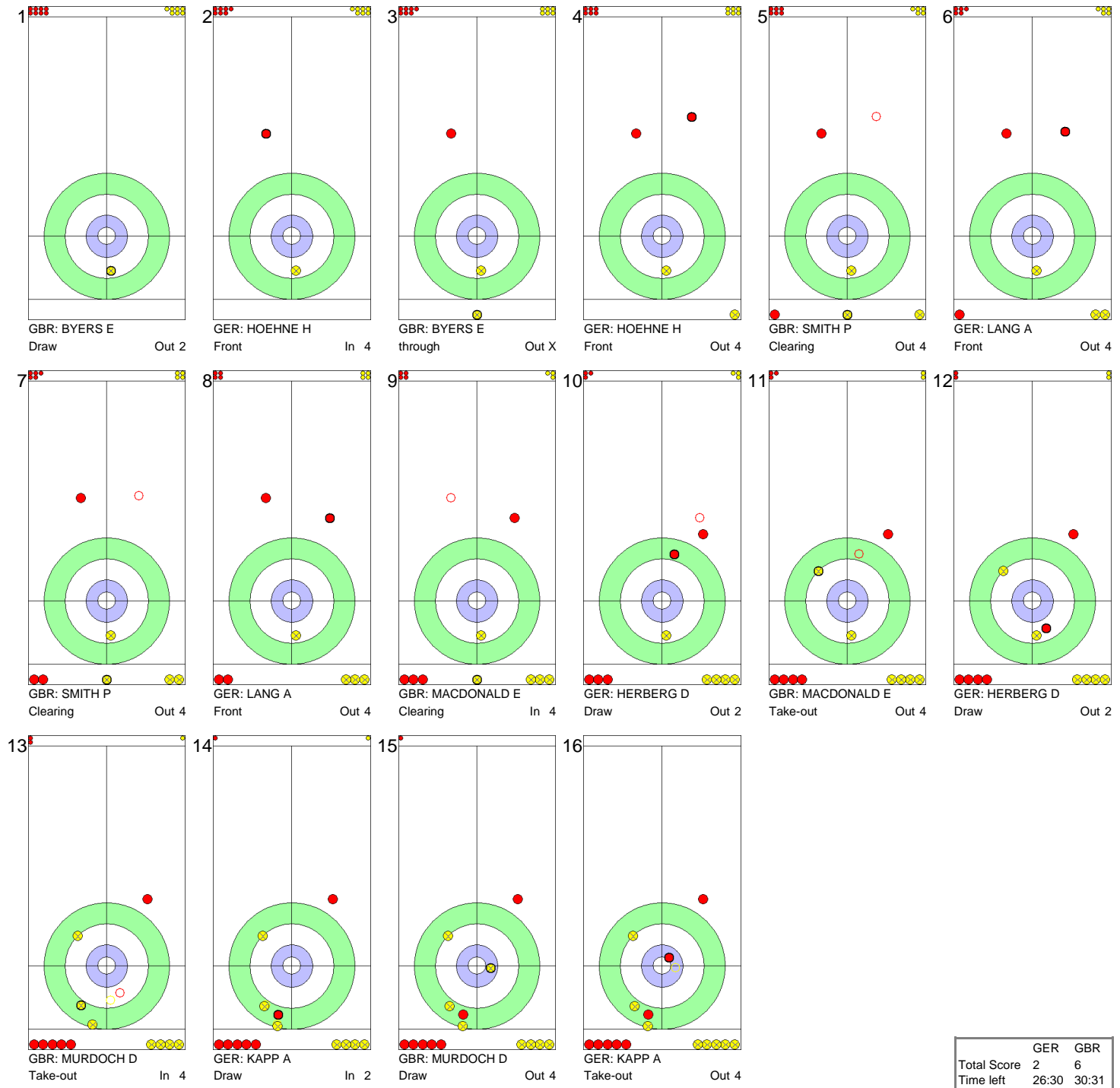
	GER	GBR
Total Score	1	6
Time left	33:07	36:36



GAME - SHOT BY SHOT / DÉROULEMENT DE LA PARTIE

MON 22 FEB 2010 / LUN 22 FÉV 2010 START TIME / DÉBUT 19:00

**GER - Germany** 1 + 1 **GBR - Great Britain** 6 + 0 **End 7**



	GER	GBR
Total Score	2	6
Time left	26:30	30:31



GAME - SHOT BY SHOT / DÉROULEMENT DE LA PARTIE

MON 22 FEB 2010 / LUN 22 FÉV 2010 START TIME / DÉBUT 19:00

**GER - Germany** 2 + 0 **GBR - Great Britain** 6 + 2 **End 8**

1  GER: HOEHNE H Front Out 4	2  GBR: CONNAL G Draw In 4	3  GER: HOEHNE H Front Out 4	4  GBR: CONNAL G Draw In 4	5  GER: LANG A Draw In 4	6  GBR: SMITH P Double Take-out In 2
7  GER: LANG A Guard Out 4	8  GBR: SMITH P Double Take-out In 4	9  GER: HERBERG D Guard Out 4	10  GBR: MACDONALD E Clearing Out 4	11  GER: HERBERG D Guard Out 4	12  GBR: MACDONALD E Double Take-out Out 2
13  GER: KAPP A Draw In 3	14  GBR: MURDOCH D Take-out Slow Take-Out In 4	15  GER: KAPP A Raise In 2	16  GBR: MURDOCH D Draw In 4		

**NOTES**

Points:  
4 = 100%  
3 = 75%  
2 = 50%  
1 = 25%  
0 = 0%  
X = not considered

Handle:  
In Clockwise  
Out Counter-clockwise

	GER	GBR
Total Score	2	8
Time left	19:43	23:57



## GAME RESULTS / RÉSULTATS DE LA PARTIE

MON 22 FEB 2010 / LUN 22 FÉV 2010 START TIME / DÉBUT 19:00

Sheet	Round	Team	LSFE	1	2	3	4	5	6	7	8	9	10	Extra	Ends	Total
C	8	FRA - France	*	1	1	0	2	0	0	0	0	1	0	1		6
	8	DEN - Denmark		0	0	1	0	3	0	0	0	0	1	0		5

FRA - France		Game	All
4 S	DUFOUR Thomas	71 %	73 %
3	ANGIBOUST Tony	76 %	72 %
2	DUCROZ Jan Henri	82 %	76 %
1	MATHIEU Raphael	86 %	69 %
A	DUCROZ Richard	- %	78 %
Team Total		79 %	74 %

DEN - Denmark		Game	All
4	FREDERIKSEN Johnny	68 %	72 %
3 S	SCHMIDT Ulrik	77 %	76 %
2	POULSEN Mikkel	81 %	80 %
1	VILANDT Lars	93 %	84 %
A	JENSEN Bo	- %	79 %
Team Total		80 %	78 %

Time remaining: 1 minute 2 seconds  
2 minutes 53 seconds (after extra end)

Last Stone Draw: 80.5 cm

Time-out: end 10, FRA-6; end 11, FRA-7

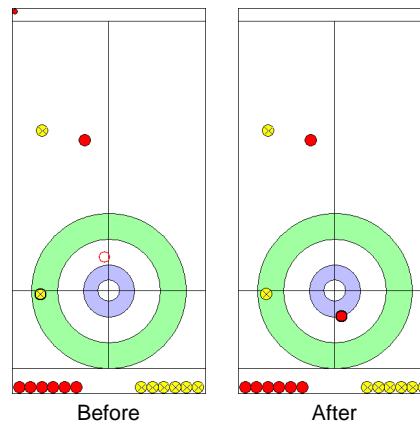
Time remaining: 1 minute 7 seconds  
2 minutes 43 seconds (after extra end)

Last Stone Draw: 91.3 cm

Time-out: end 9, DEN-7; end 11, DEN-7

### Most Important Shot:

With his last stone in the extra end, French Fourth DUFOUR T drew to the back four foot, outcounting the Danish stone in the twelve foot ring. The Danish Fourth, FREDERIKSEN J rolled further than he wanted with his last Take-out.



End: 11  
Team: FRA  
Player: DUFOUR T  
Stone: Fourth, 2nd stone  
Task: Draw  
Handle: In-turn  
Points: 100%

● : FRA  
● : DEN

### NOTES

Team position and functions are attached to each team member's name as follows:  
4 = Fourth, 3 = Third, 2 = Second, 1 = Lead, A = Alternate, S = Skip

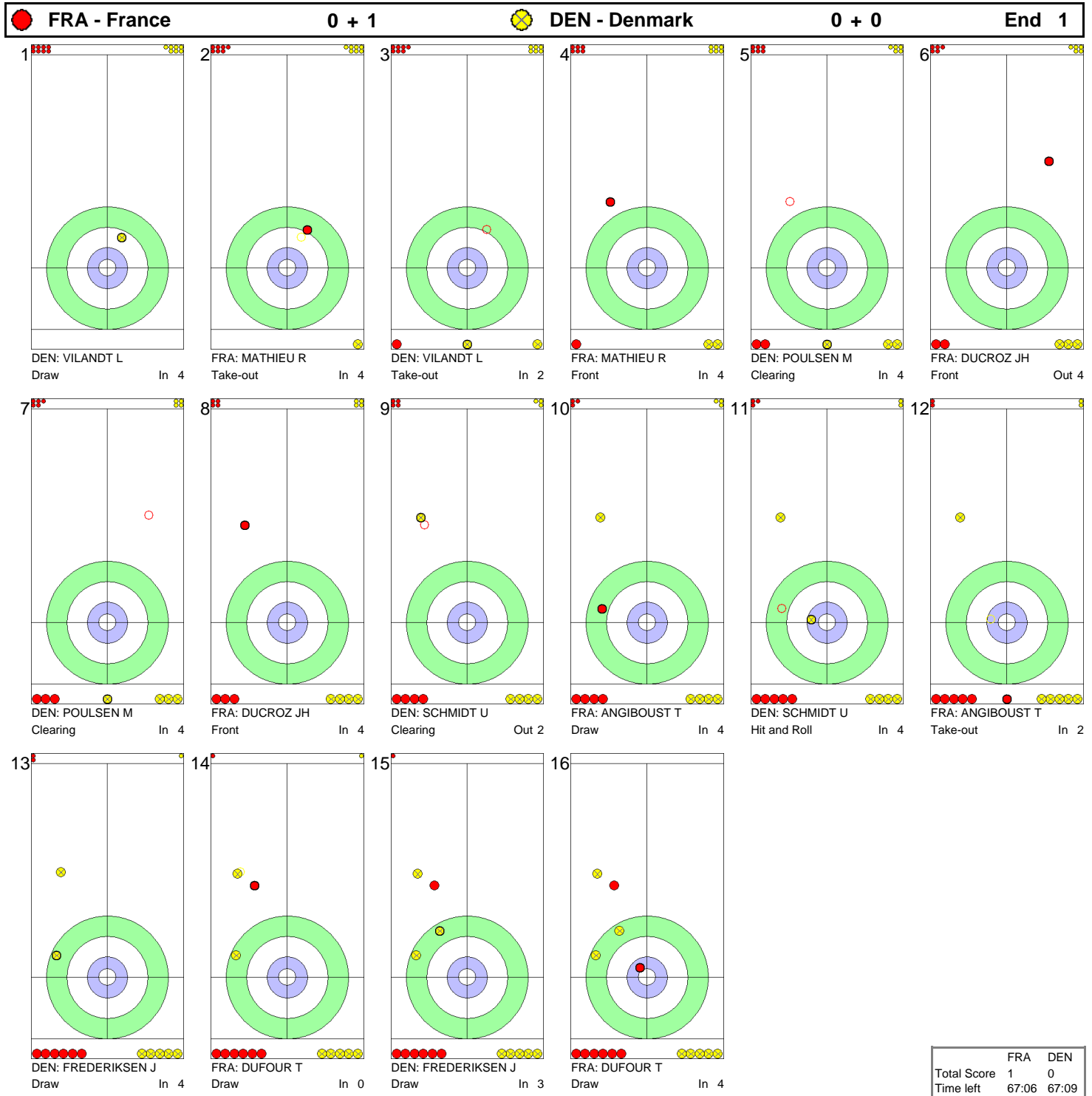
### LEGEND

LSFE (\*) Last stone first end



GAME - SHOT BY SHOT / DÉROULEMENT DE LA PARTIE

MON 22 FEB 2010 / LUN 22 FÉV 2010 START TIME / DÉBUT 19:00

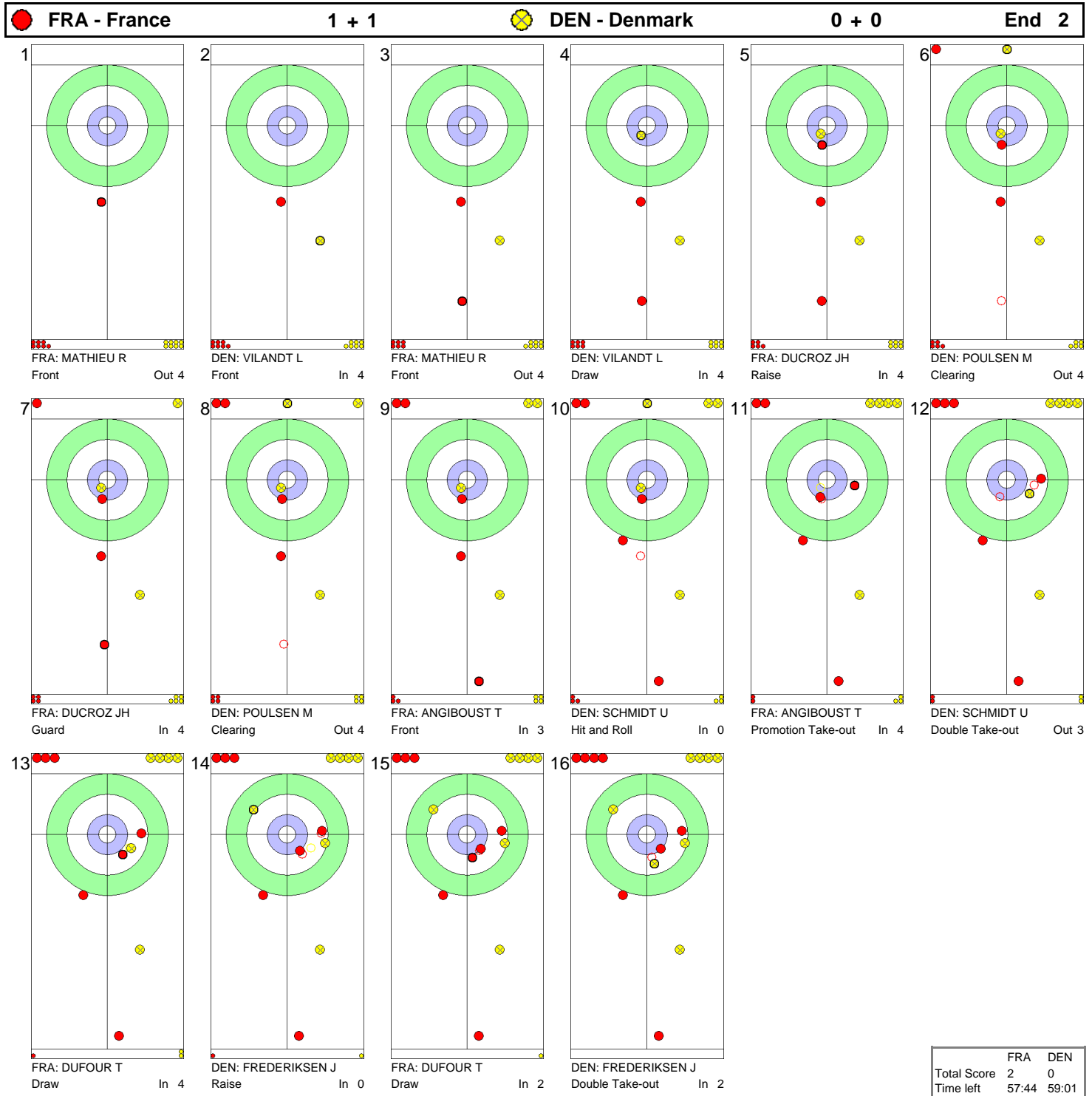


	FRA	DEN
Total Score	1	0
Time left	67:06	67:09



GAME - SHOT BY SHOT / DÉROULEMENT DE LA PARTIE

MON 22 FEB 2010 / LUN 22 FÉV 2010 START TIME / DÉBUT 19:00

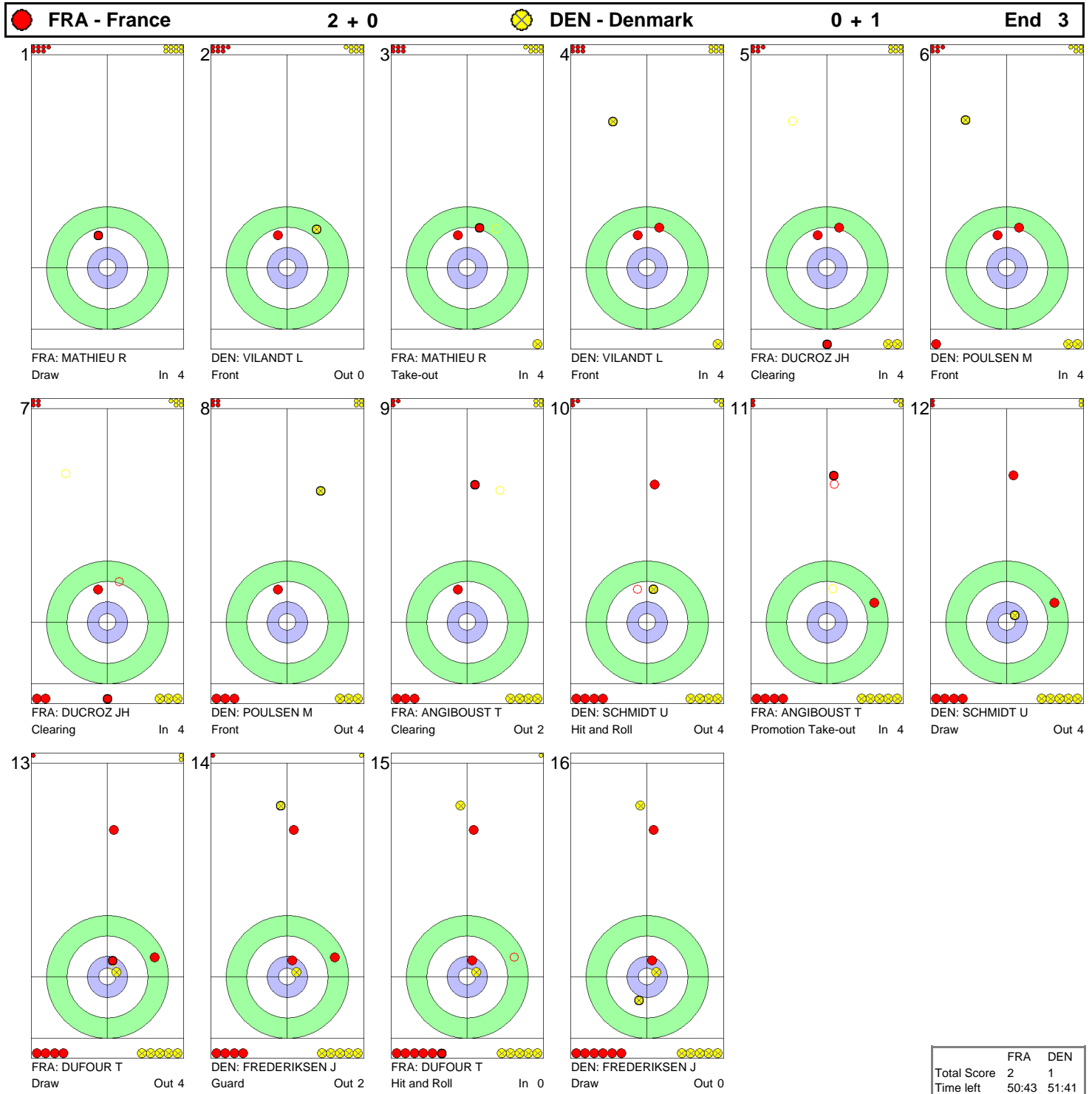






## GAME - SHOT BY SHOT / DÉROULEMENT DE LA PARTIE

MON 22 FEB 2010 / LUN 22 FÉV 2010 START TIME / DÉBUT 19:00

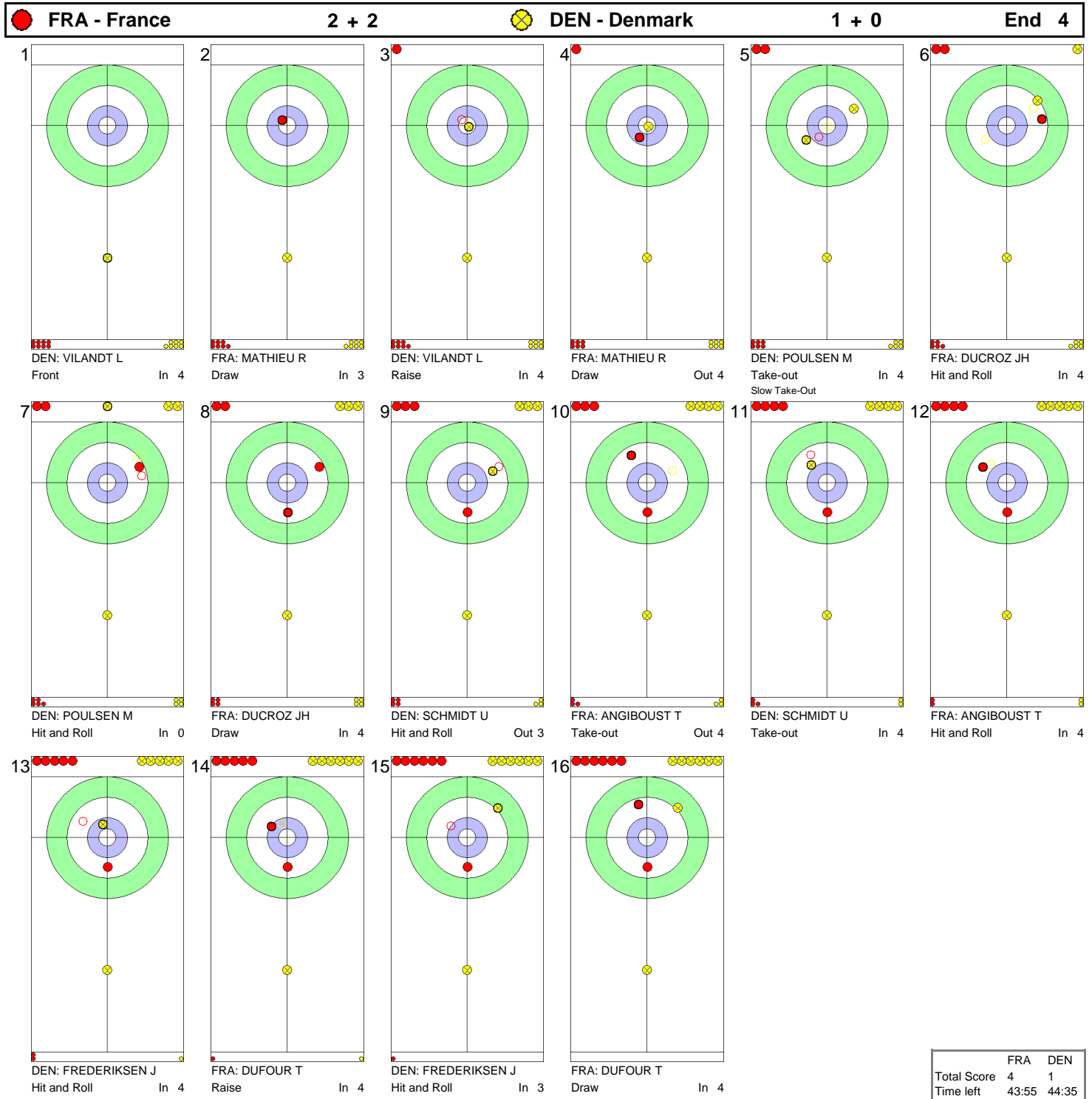


	FRA	DEN
Total Score	2	1
Time left	50:43	51:41



GAME - SHOT BY SHOT / DÉROULEMENT DE LA PARTIE

MON 22 FEB 2010 / LUN 22 FÉV 2010 START TIME / DÉBUT 19:00



	FRA	DEN
Total Score	4	1
Time left	43:55	44:35



GAME - SHOT BY SHOT / DÉROULEMENT DE LA PARTIE

MON 22 FEB 2010 / LUN 22 FÉV 2010 START TIME / DÉBUT 19:00

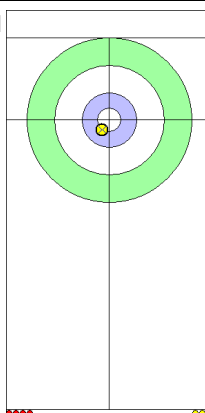
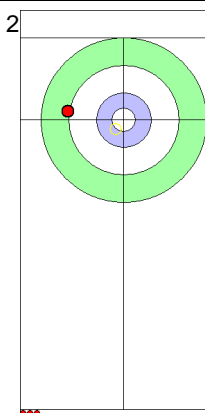
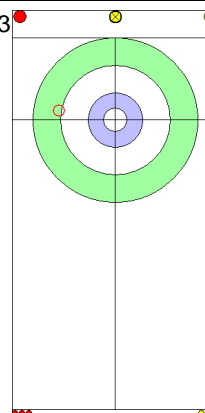
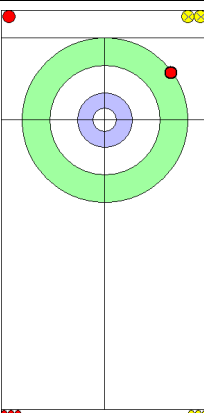
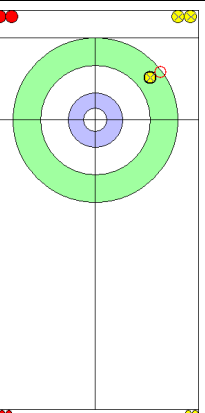
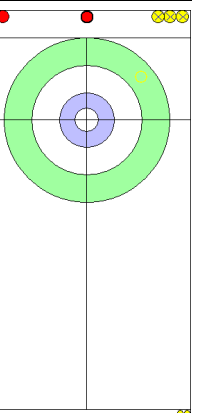
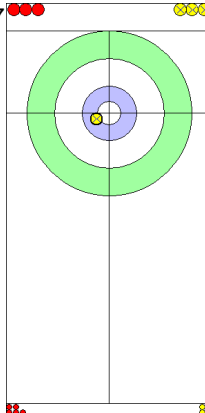
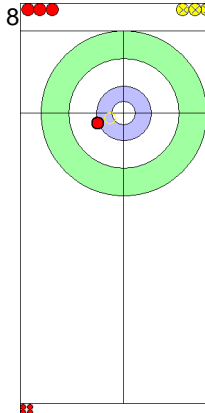
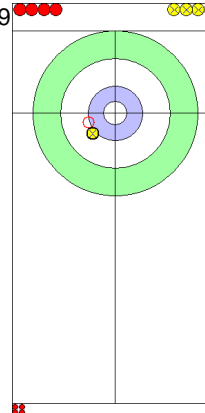
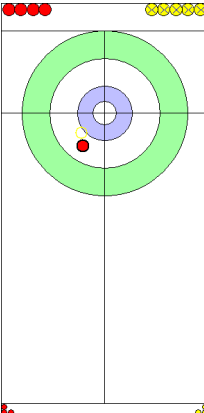
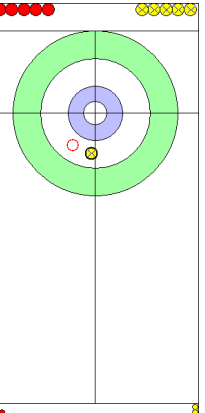
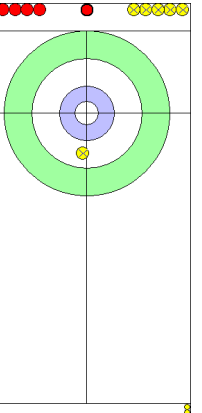
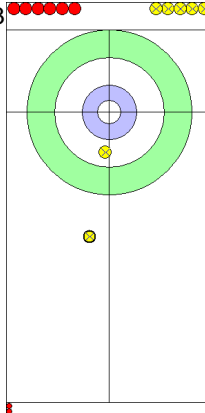
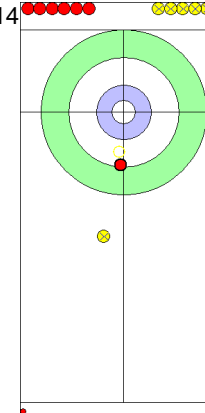
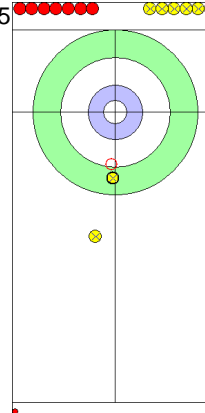
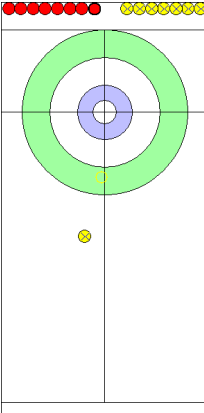


	FRA	DEN
Total Score	4	4
Time left	32:19	34:48



## GAME - SHOT BY SHOT / DÉROULEMENT DE LA PARTIE

MON 22 FEB 2010 / LUN 22 FÉV 2010 START TIME / DÉBUT 19:00

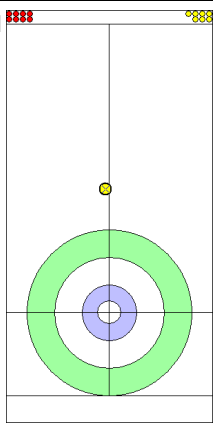
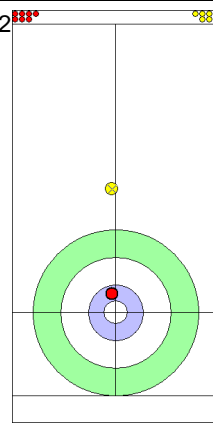
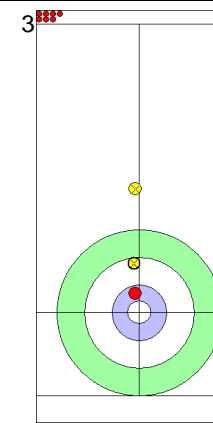
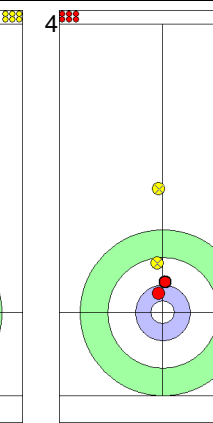
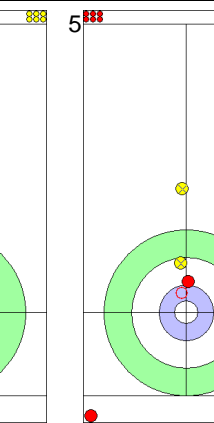
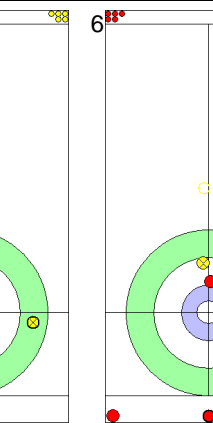
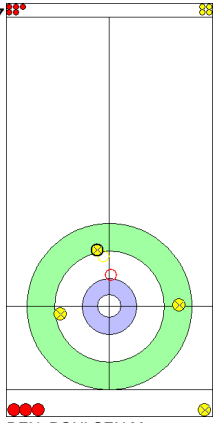
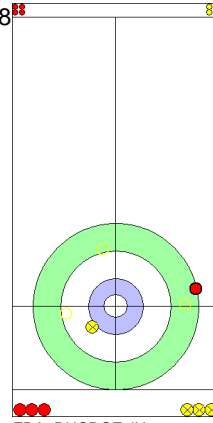
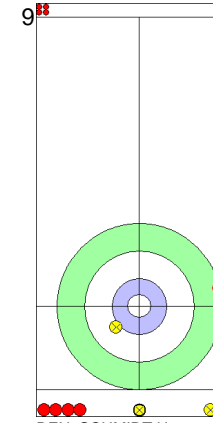
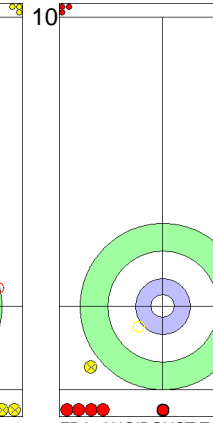
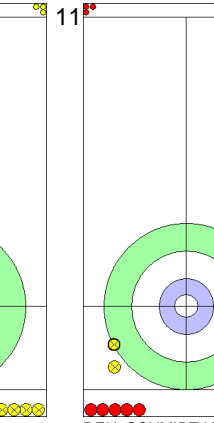
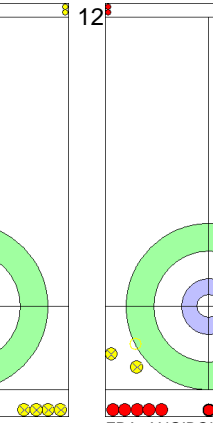
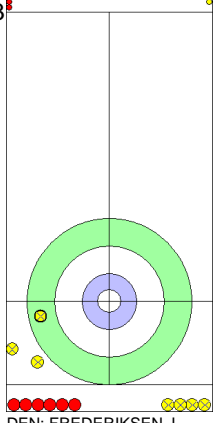
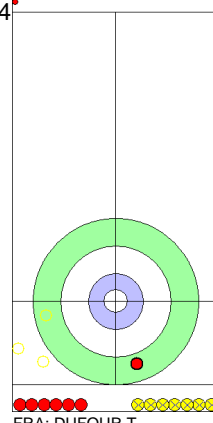
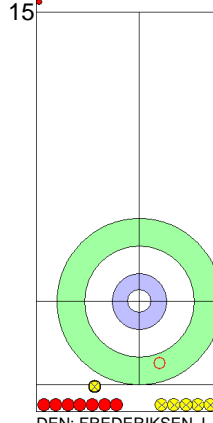
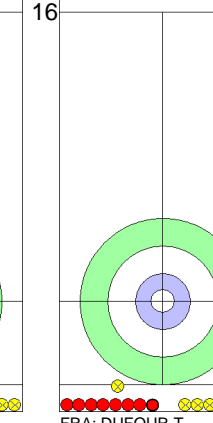
● FRA - France		4 + 0		● DEN - Denmark		4 + 0		End 6	
1									
DEN: VILANDT L		In 4		Draw					
2									
FRA: MATHIEU R		Take-out		In 4					
3									
DEN: VILANDT L		Clearing		In 4					
4									
FRA: MATHIEU R		Draw		In 2					
5									
DEN: POULSEN M		Take-out		Out 4					
6									
FRA: DUCROZ JH		Take-out		Out 2					
7									
DEN: POULSEN M		Draw		In 4					
8									
FRA: DUCROZ JH		Take-out		In 4					
9									
DEN: SCHMIDT U		Take-out		In 4					
10									
FRA: ANGIBOUST T		Take-out		In 4					
11									
DEN: SCHMIDT U		Take-out		In 4					
12									
FRA: ANGIBOUST T		Take-out		In 0		Hogline violation			
13									
DEN: FREDERIKSEN J		Guard		In 1					
14									
FRA: DUFOUR T		Take-out		Out 4					
15									
DEN: FREDERIKSEN J		Take-out		Out 4					
16									
FRA: DUFOUR T		Clearing		Out 4					

	FRA	DEN
Total Score	4	4
Time left	28:01	29:02



### GAME - SHOT BY SHOT / DÉROULEMENT DE LA PARTIE

MON 22 FEB 2010 / LUN 22 FÉV 2010 START TIME / DÉBUT 19:00

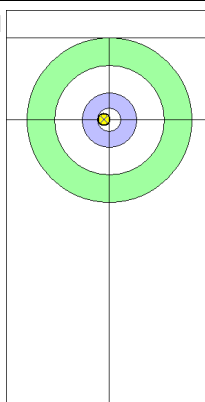
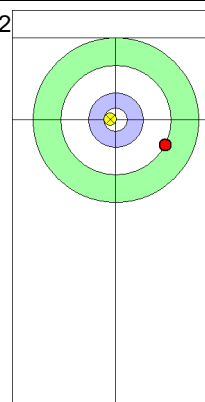
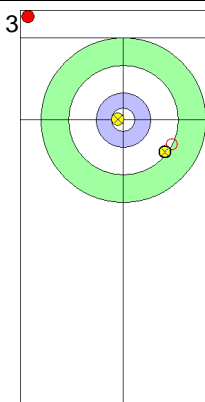
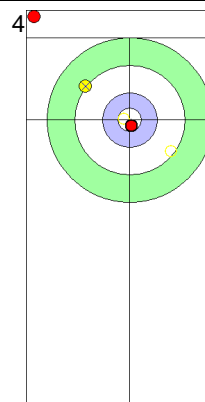
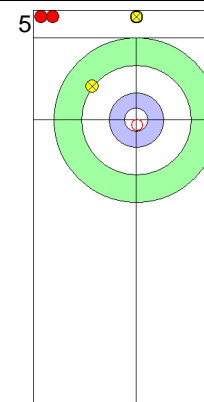
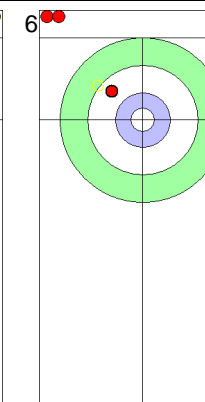
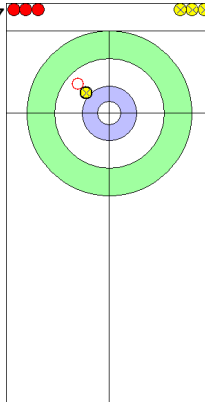
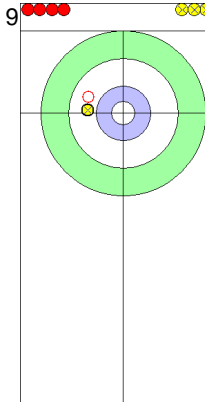
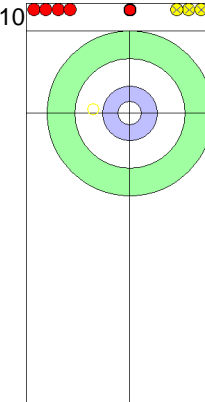
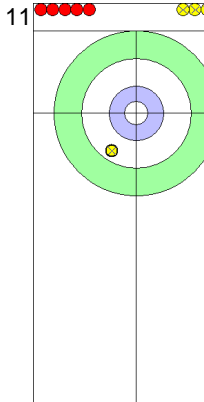
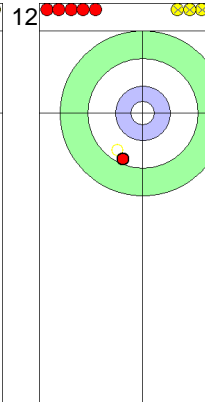
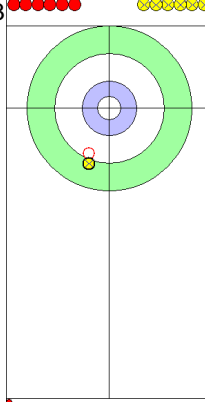
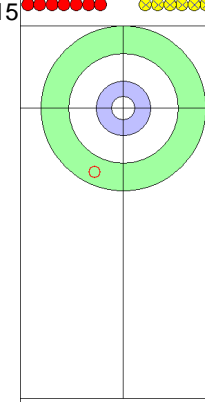
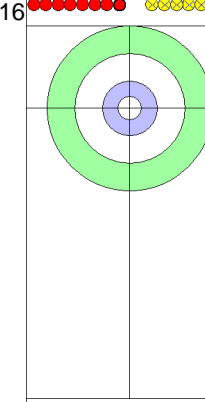
● FRA - France		4 + 0	● DEN - Denmark		4 + 0	End 7					
1		2		3		4		5		6	
DEN: VILANDT L Front In 4		FRA: MATHIEU R Draw In 4		DEN: VILANDT L Draw In 4		FRA: MATHIEU R Draw In 4		DEN: POULSEN M Take-out In 4		FRA: DUCROZ JH Clearing Out 4	
7		8		9		10		11		12	
DEN: POULSEN M Promotion Take-out Out 4		FRA: DUCROZ JH Double Take-out Out 4		DEN: SCHMIDT U Take-out Out 2		FRA: ANGIBOUST T Take-out Out 2		DEN: SCHMIDT U Draw In 4		FRA: ANGIBOUST T Take-out Out 2	
13		14		15		16					
DEN: FREDERIKSEN J Draw In 4		FRA: DUFOUR T Take-out In 4		DEN: FREDERIKSEN J Take-out In 2		FRA: DUFOUR T through Out X					

	FRA	DEN
Total Score	4	4
Time left	22:19	22:32



GAME - SHOT BY SHOT / DÉROULEMENT DE LA PARTIE

MON 22 FEB 2010 / LUN 22 FÉV 2010 START TIME / DÉBUT 19:00

● FRA - France		4 + 0		● DEN - Denmark		4 + 0		End 8	
1									
DEN: VILANDT L		In 4		Draw					
2									
FRA: MATHIEU R		In 0		Front					
3									
DEN: VILANDT L		Out 4		Take-out					
4									
FRA: MATHIEU R		Out 4		Hit and Roll					
5									
DEN: POULSEN M		In 2		Take-out					
6									
FRA: DUCROZ JH		In 4		Take-out					
7									
DEN: POULSEN M		In 4		Take-out					
8									
FRA: DUCROZ JH		In 4		Take-out					
9									
DEN: SCHMIDT U		In 4		Take-out					
10									
FRA: ANGIBOUST T		In 2		Take-out					
11									
DEN: SCHMIDT U		Out 4		Draw					
12									
FRA: ANGIBOUST T		Out 4		Take-out					
13									
DEN: FREDERIKSEN J		In 4		Take-out					
14									
FRA: DUFOUR T		In 4		Take-out					
15									
DEN: FREDERIKSEN J		In 2		Take-out					
16									
FRA: DUFOUR T		Out X		through					

	FRA	DEN
Total Score	4	4
Time left	18:32	17:02



## GAME - SHOT BY SHOT / DÉROULEMENT DE LA PARTIE

MON 22 FEB 2010 / LUN 22 FÉV 2010 START TIME / DÉBUT 19:00

**FRA - France** 4 + 1 **DEN - Denmark** 4 + 0 **End 9**



	FRA	DEN
Total Score	5	4
Time left	10:50	08:15



GAME - SHOT BY SHOT / DÉROULEMENT DE LA PARTIE

MON 22 FEB 2010 / LUN 22 FÉV 2010 START TIME / DÉBUT 19:00



	FRA	DEN
Total Score	5	5
Time left	01:02	01:07





GAME - SHOT BY SHOT / DÉROULEMENT DE LA PARTIE

MON 22 FEB 2010 / LUN 22 FÉV 2010 START TIME / DÉBUT 19:00

**FRA - France** 5 + 1 **DEN - Denmark** 5 + 0 **End 11**



**NOTES**  
Points:  
4 = 100%  
3 = 75%  
2 = 50%  
1 = 25%  
0 = 0%  
X = not considered

Handle:  
In Clockwise  
Out Counter-clockwise

	FRA	DEN
Total Score	6	5
Time left	02:53	02:43



## GAME RESULTS / RÉSULTATS DE LA PARTIE

MON 22 FEB 2010 / LUN 22 FÉV 2010 START TIME / DÉBUT 19:00

Sheet	Round	Team	LSFE	1	2	3	4	5	6	7	8	9	10	Extra	Ends	Total
D	8	CHN - People's Republic of China	*	3	0	1	1	0	0	3	0	3	X			11
	9	USA - United States of America		0	2	0	0	1	1	0	1	0	X			5

CHN - People's Republic of China		Game	All
4	LIU Rui	66 %	74 %
3	XU Xiaoming	79 %	79 %
2 S	LI Hongchen	68 %	68 %
1	ZANG Jialiang	85 %	80 %
A	WANG Fengchun	- %	76 %
Team Total		75 %	77 %

USA - United States of America		Game	All
4 S	SHUSTER John	58 %	70 %
3	ISAACSON Jeff	65 %	76 %
2	PLYS Chris	75 %	75 %
1	BENTON John	78 %	80 %
A	SMITH Jason	- %	77 %
Team Total		69 %	76 %

Time remaining: 7 minutes 28 seconds

Last Stone Draw: 151.3 cm

Time-out: end 7, CHN-7; end 8, CHN-8

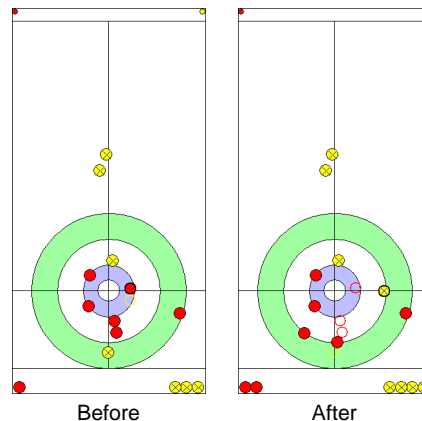
Time remaining: 7 minutes 26 seconds

Last Stone Draw: 185.4 cm (out)

Time-out: end 8, USA-8

### Most Important Shot:

After USA Skip SHUSTER J misses his attempt to hit and roll for count, Chinese Skip LIU R draws the button for 3.



End: 7  
Team: USA  
Player: SHUSTER J  
Stone: Fourth, 2nd stone  
Task: Hit and Roll  
Handle: In-turn  
Points: 0%

● : CHN  
● : USA

### NOTES

Team position and functions are attached to each team member's name as follows:  
4 = Fourth, 3 = Third, 2 = Second, 1 = Lead, A = Alternate, S = Skip

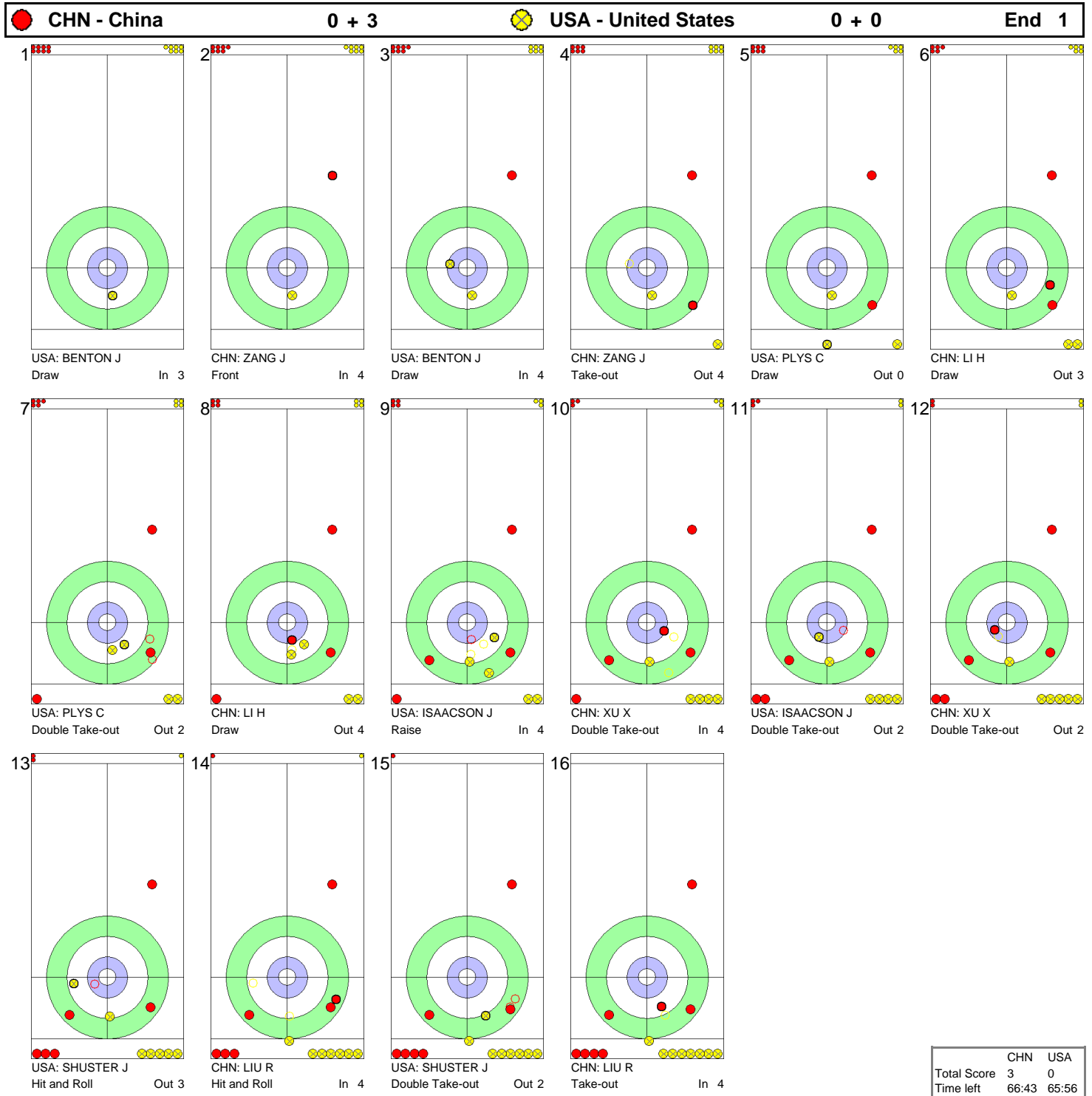
### LEGEND

LSFE (\*) Last stone first end X Unplayed/unfinished end due to concession



## GAME - SHOT BY SHOT / DÉROULEMENT DE LA PARTIE

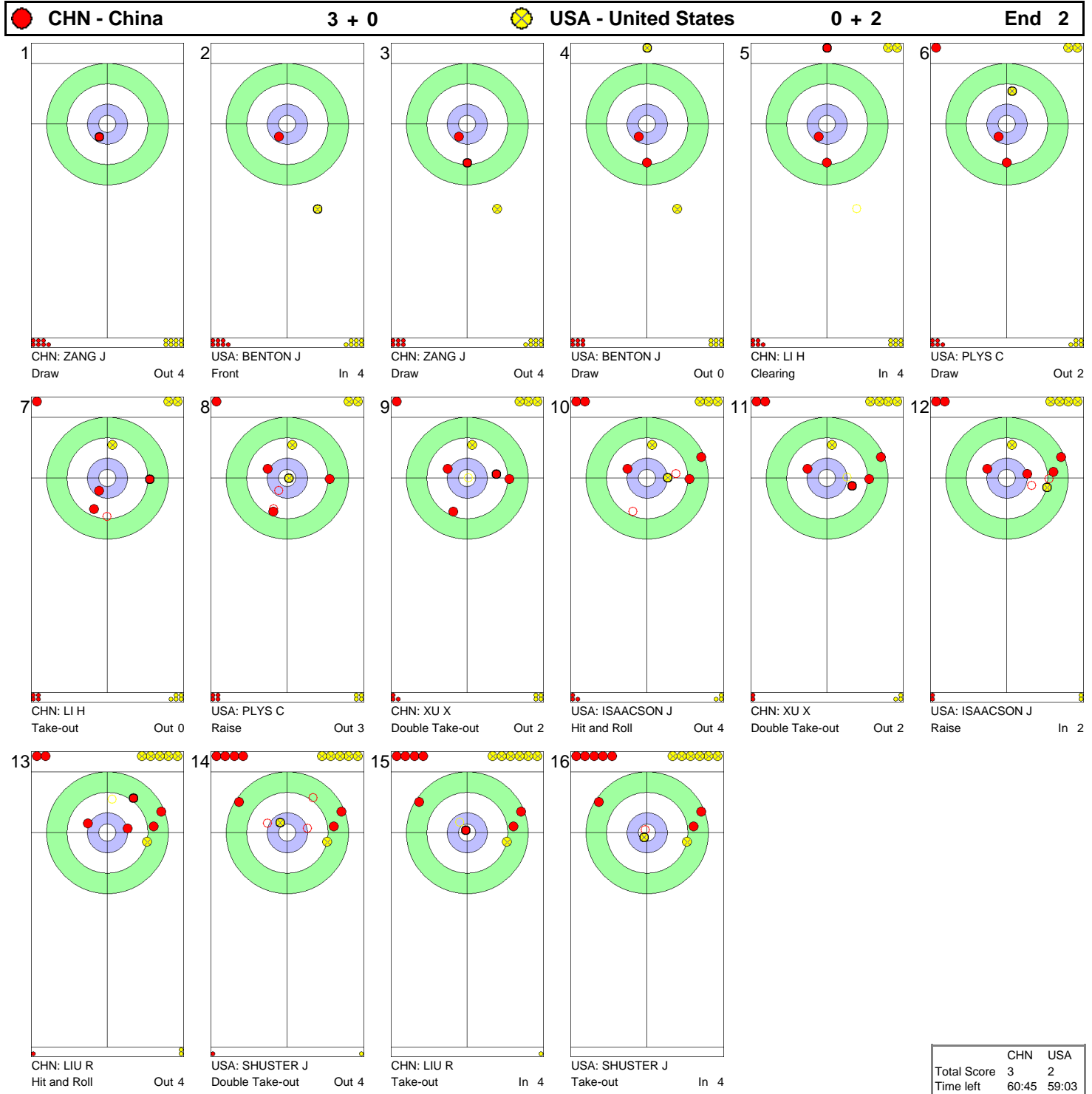
MON 22 FEB 2010 / LUN 22 FÉV 2010 START TIME / DÉBUT 19:00





GAME - SHOT BY SHOT / DÉROULEMENT DE LA PARTIE

MON 22 FEB 2010 / LUN 22 FÉV 2010 START TIME / DÉBUT 19:00

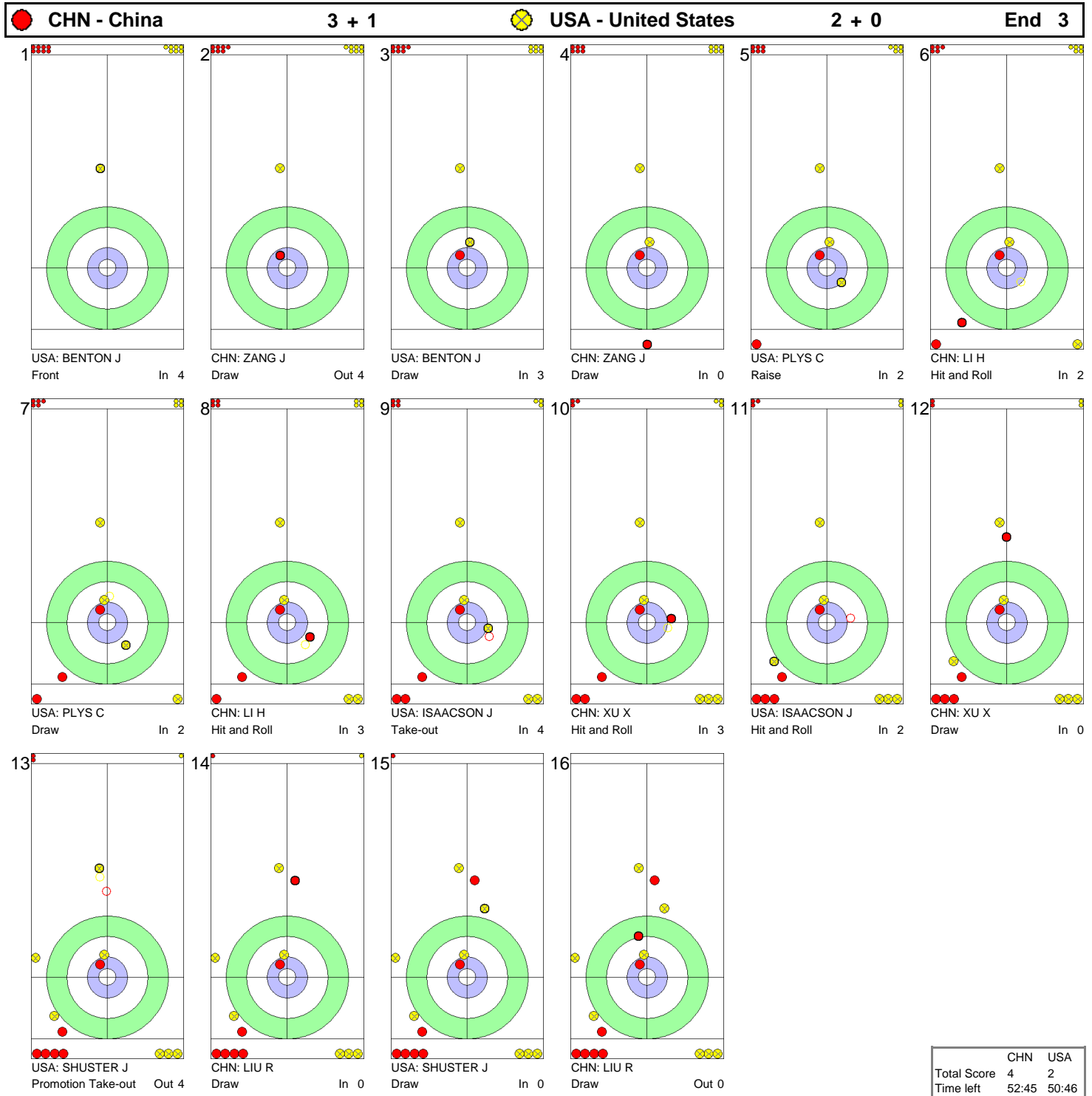


	CHN	USA
Total Score	3	2
Time left	60:45	59:03



## GAME - SHOT BY SHOT / DÉROULEMENT DE LA PARTIE

MON 22 FEB 2010 / LUN 22 FÉV 2010 START TIME / DÉBUT 19:00

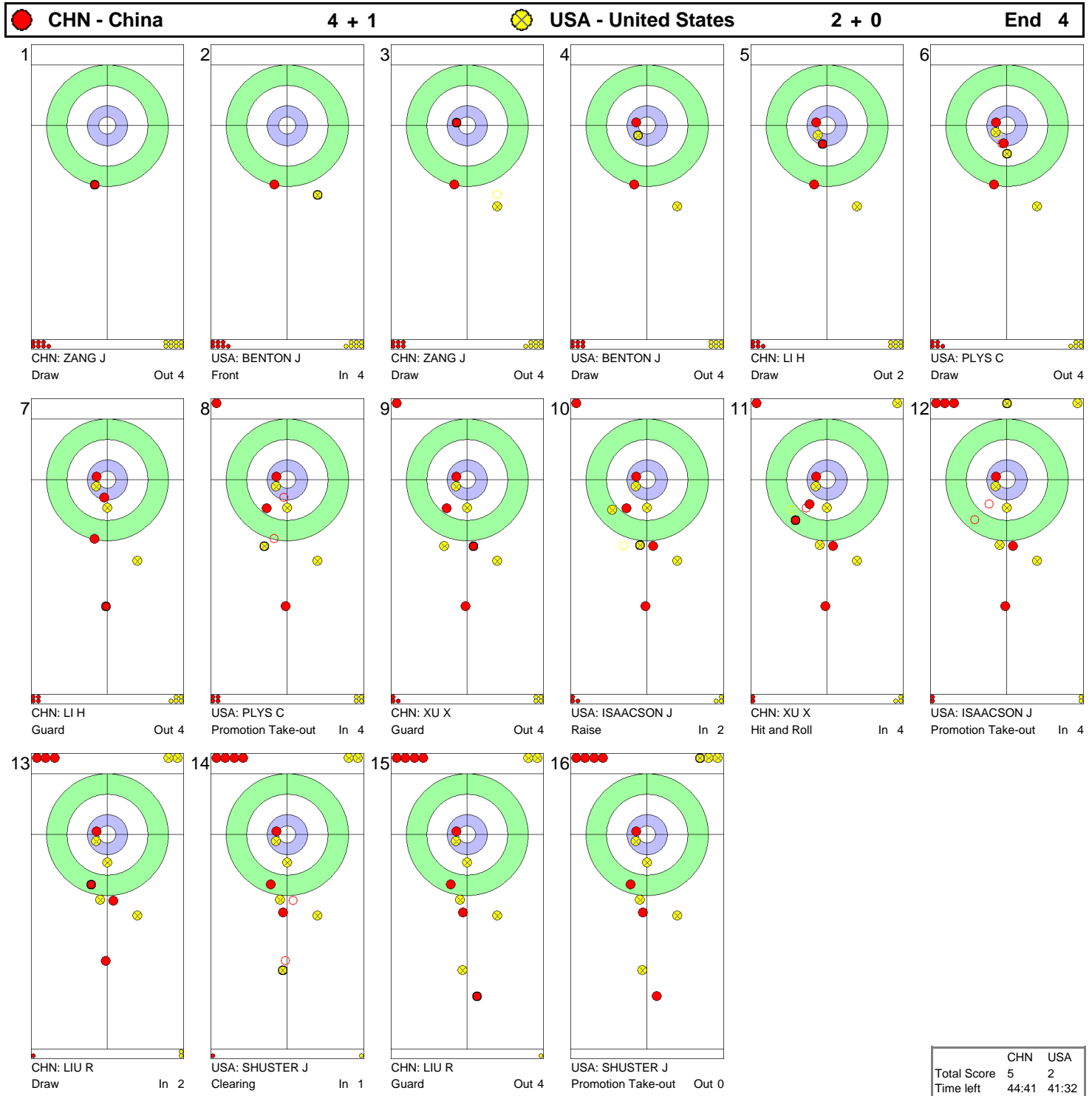


	CHN	USA
Total Score	4	2
Time left	52:45	50:46



GAME - SHOT BY SHOT / DÉROULEMENT DE LA PARTIE

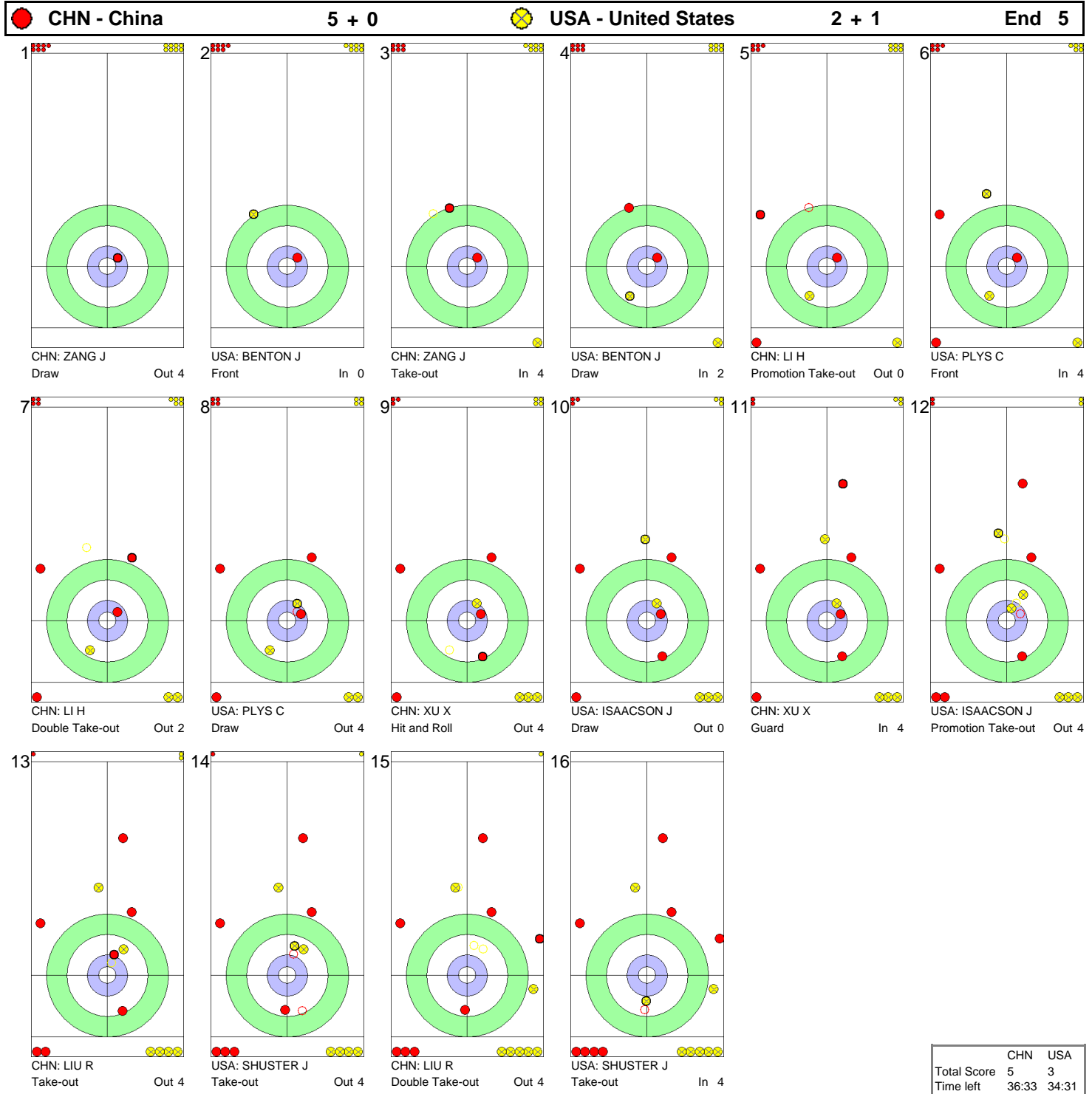
MON 22 FEB 2010 / LUN 22 FÉV 2010 START TIME / DÉBUT 19:00





GAME - SHOT BY SHOT / DÉROULEMENT DE LA PARTIE

MON 22 FEB 2010 / LUN 22 FÉV 2010 START TIME / DÉBUT 19:00

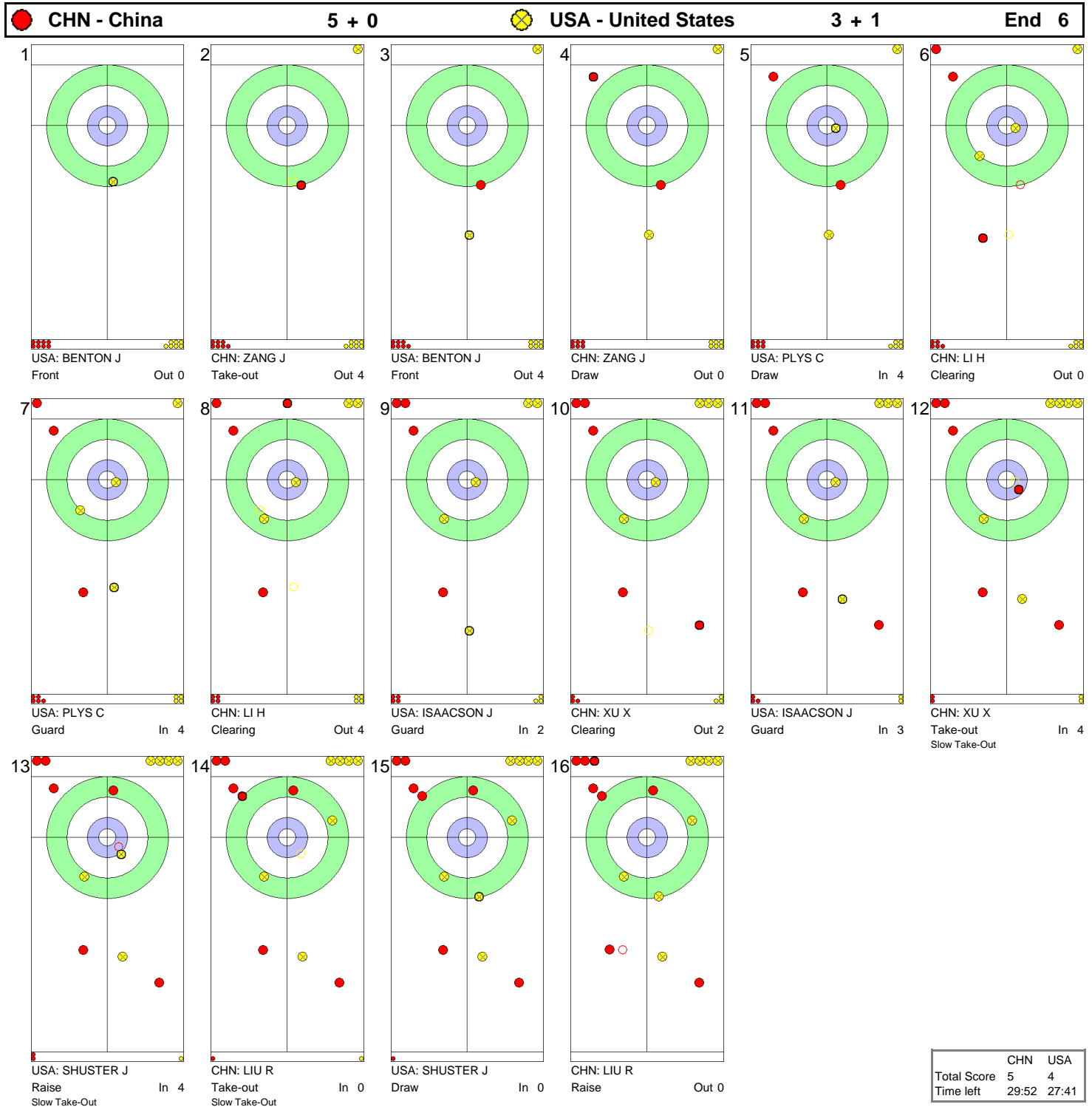


	CHN	USA
Total Score	5	3
Time left	36:33	34:31



GAME - SHOT BY SHOT / DÉROULEMENT DE LA PARTIE

MON 22 FEB 2010 / LUN 22 FÉV 2010 START TIME / DÉBUT 19:00



	CHN	USA
Total Score	5	4
Time left	29:52	27:41





## GAME - SHOT BY SHOT / DÉROULEMENT DE LA PARTIE

MON 22 FEB 2010 / LUN 22 FÉV 2010 START TIME / DÉBUT 19:00

**CHN - China** 5 + 3 **USA - United States** 4 + 0 **End 7**



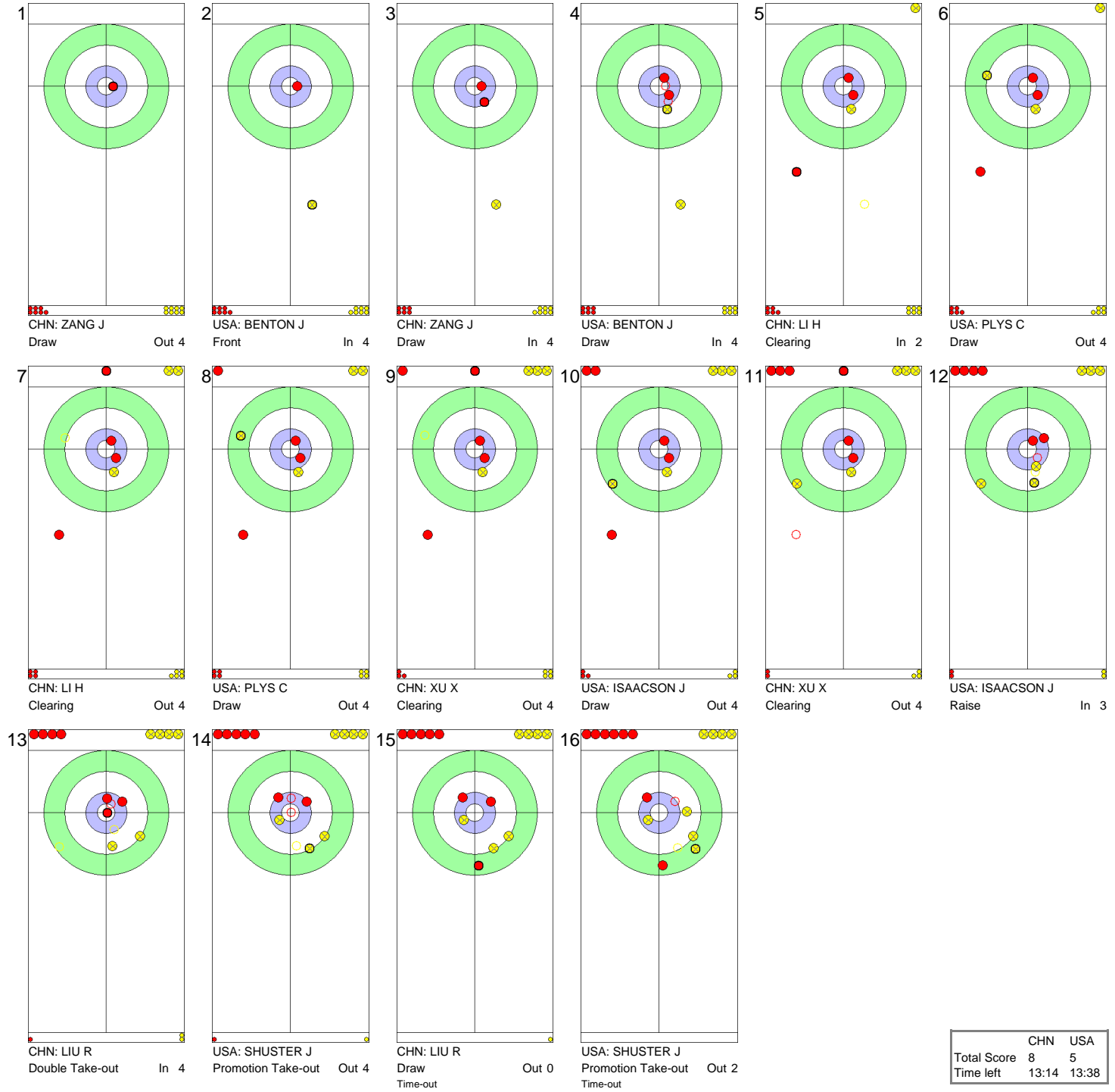
	CHN	USA
Total Score	8	4
Time left	21:33	19:06



GAME - SHOT BY SHOT / DÉROULEMENT DE LA PARTIE

MON 22 FEB 2010 / LUN 22 FÉV 2010 START TIME / DÉBUT 19:00

**● CHN - China 8 + 0**      **● USA - United States 4 + 1**      **End 8**



	CHN	USA
Total Score	8	5
Time left	13:14	13:38



## GAME - SHOT BY SHOT / DÉROULEMENT DE LA PARTIE

MON 22 FEB 2010 / LUN 22 FÉV 2010 START TIME / DÉBUT 19:00

**CHN - China** 8 + 3 **USA - United States** 5 + 0 **End 9**



**NOTES**  
Points:  
4 = 100%  
3 = 75%  
2 = 50%  
1 = 25%  
0 = 0%  
X = not considered  
Handle:  
In Clockwise  
Out Counter-clockwise

	CHN	USA
Total Score	11	5
Time left	07:28	07:26



## SESSION RESULTS AND STANDINGS RÉSULTATS DE LA SESSION ET CLASSEMENT

MON 22 FEB 2010 / LUN 22 FÉV 2010 START TIME / DÉBUT 9:00

Sheet	Round	Team	LSFE	1	2	3	4	5	6	7	8	9	10	Extra	Ends	Total
A	7	FRA - France		0	0	0	1	0	1	0	0	X	X			2
	8	NOR - Norway	*	1	1	1	0	1	0	3	2	X	X			9
B	8	CAN - Canada	*	0	1	0	2	0	1	1	0	2	X			7
	8	USA - United States of America		1	0	1	0	0	0	0	0	0	X			2
C	8	GER - Germany	*	0	0	1	0	2	1	0	2	0	1			7
	7	CHN - People's Republic of China		2	1	0	1	0	0	1	0	1	0			6
D	8	SUI - Switzerland		1	1	0	2	0	0	0	0	3	X			7
	8	SWE - Sweden	*	0	0	2	0	0	0	1	0	0	X			3

### Standings After Round Robin Session 10

Rank	Team	Games	Wins	Losses	
1	CAN - Canada	8	8	0	Q
2	NOR - Norway	8	6	2	Q
3	SUI - Switzerland	8	5	3	
4	GBR - Great Britain	7	4	3	
5	GER - Germany	8	4	4	
5	SWE - Sweden	8	4	4	
7	DEN - Denmark	7	2	5	
7	FRA - France	7	2	5	
9	USA - United States of America	8	2	6	
10	CHN - People's Republic of China	7	1	6	

#### LEGEND

LSFE (\*) Last stone first end

Q Qualified for the semifinals

X Unplayed/unfinished end due to concession



## SESSION REVIEW / SYNTHÈSE DE LA SESSION

MON 22 FEB 2010 / LUN 22 FÉV 2010 START TIME / DÉBUT 9:00

### Men: Session 10 - NOR 9-2 FRA, CAN 7-2 USA, GER 7-6 CHN, SUI 7-3 SWE

VANCOUVER, Feb 22 - Canada remained undefeated by trouncing USA in Session 10 of the Men's Curling tournament at Vancouver Olympic Centre on Monday.

In other games, Norway assured itself a spot in the medal round with a victory over France, Switzerland took a pivotal win from Sweden and Germany defeated China to preserve its narrow medal chances.

Host rink Canada (8-0), on Sheet B, continued its quest to become the first team in Olympic Curling history to go undefeated through a Round Robin draw since Great Britain did so at the Chamonix 1924 Olympic Winter Games.

Skip Kevin MARTIN (CAN) uncharacteristically struggled through the first few ends but Canada led 3-2 by the fourth. The pivotal end was the sixth. Jason SMITH (USA) went for a double and missed, giving Canada a steal of one and a 4-2 lead.

In the ninth, SMITH's first, against three clustered Canada counters within the eight-foot, came in light, effectively guarding them. MARTIN moved in another to lie four. SMITH could only remove two and Canada stole two for a USA concession and a 7-2 final score. The USA, 2-6, is in ninth place.

Switzerland and Sweden, both with three tournament losses, faced off in a crucial match on Sheet D. By the seventh, Switzerland led 4-3.

In the ninth, Swiss fourth Ralph STOECKLI (SUI) came around two guards to remove Sweden's shot stone from the button to earn three points. After Sweden ran out of rocks in the 10th, the final score was 7-3.

Switzerland moved to 5-3 and third place, all but assuring itself a place in the playoffs. Sweden, 4-4, fell back to fifth and will need a loss by either Switzerland or Great Britain to have any chance of moving forward.

On Sheet A, Norway was too good for France, winning 9-2 and, at 6-2, sitting in second place. France, at 2-5, is in seventh place.

Germany and China tussled with each other until the 10th, when the Germans emerged victorious with a 7-6 scoreline. Now in fifth place at 4-4, Germany kept its medal hopes alive but must beat Great Britain in its last game, in the Monday evening session, to get into a tie-breaker for a place in the semifinals. China, 1-6, is in last place.



## GAME RESULTS / RÉSULTATS DE LA PARTIE

MON 22 FEB 2010 / LUN 22 FÉV 2010 START TIME / DÉBUT 9:00

Sheet	Round	Team	LSFE	1	2	3	4	5	6	7	8	9	10	Extra	Ends	Total
A	7	FRA - France		0	0	0	1	0	1	0	0	X	X			2
	8	NOR - Norway	*	1	1	1	0	1	0	3	2	X	X			9

FRA - France		Game	All
4 S	DUFOUR Thomas	70 %	73 %
3	ANGIBOUST Tony	61 %	72 %
2	MATHIEU Raphael	30 %	57 %
1	DUCROZ Richard	64 %	78 %
A	DUCROZ Jan Henri	63 %	75 %
Team Total		59 %	73 %

NOR - Norway		Game	All
4 S	ULSRUD Thomas	86 %	86 %
3	NERGAARD Torger	88 %	79 %
2	SVAE Christoffer	83 %	85 %
1	PETERSSON Haavard Vad	95 %	86 %
A	LOEVOLD Thomas	- %	- %
Team Total		88 %	84 %

Time remaining: 10 minutes 42 seconds

Last Stone Draw: 29.5 cm

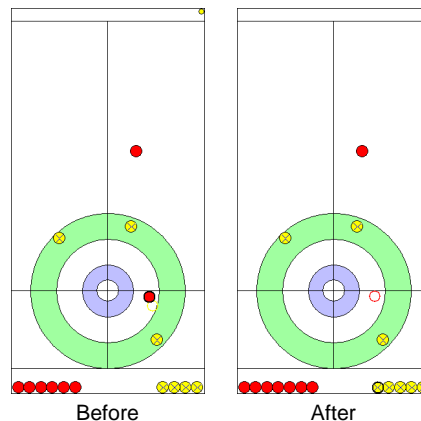
Time remaining: 21 minutes 2 seconds

Last Stone Draw: 0.0 cm

DUCROZ JH replaced MATHIEU R at the beginning of end 6

### Most Important Shot:

Norwegian Skip ULSRUD T throws a quiet weight Take-Out for three. This gave Norway a 5 point lead. On the previous shot France tried to draw down behind cover and left the stone unprotected.



End: 7  
Team: NOR  
Player: ULSRUD T  
Stone: Fourth, 2nd stone  
Task: Clearing  
Handle: In-turn  
Points: 100%

● : FRA  
● : NOR

### NOTES

Team position and functions are attached to each team member's name as follows:  
4 = Fourth, 3 = Third, 2 = Second, 1 = Lead, A = Alternate, S = Skip

### LEGEND

LSFE (\*) Last stone first end X Unplayed/unfinished end due to concession



GAME - SHOT BY SHOT / DÉROULEMENT DE LA PARTIE

MON 22 FEB 2010 / LUN 22 FÉV 2010 START TIME / DÉBUT 9:00

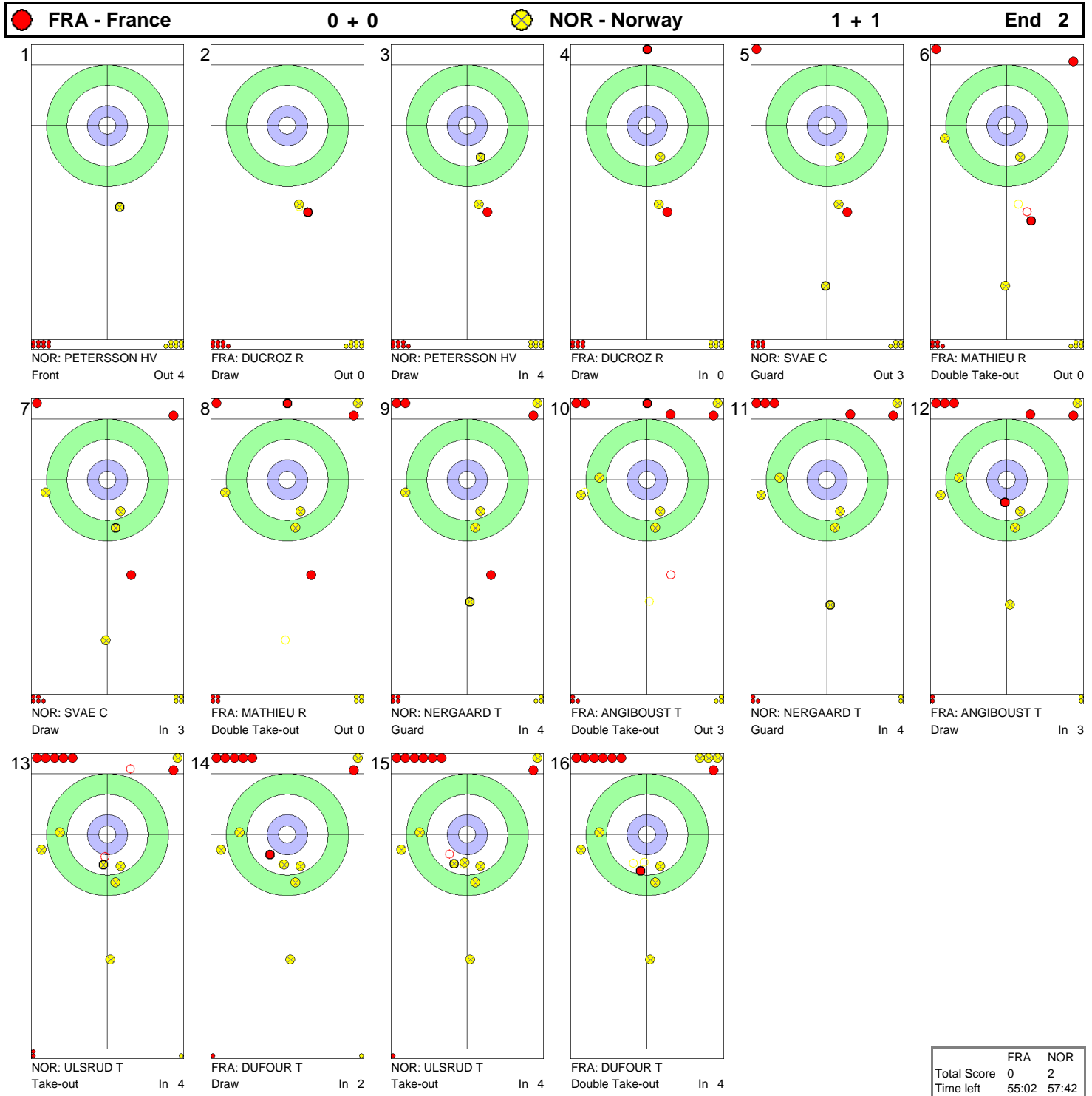


	FRA	NOR
Total Score	0	1
Time left	65:08	64:47



GAME - SHOT BY SHOT / DÉROULEMENT DE LA PARTIE

MON 22 FEB 2010 / LUN 22 FÉV 2010 START TIME / DÉBUT 9:00



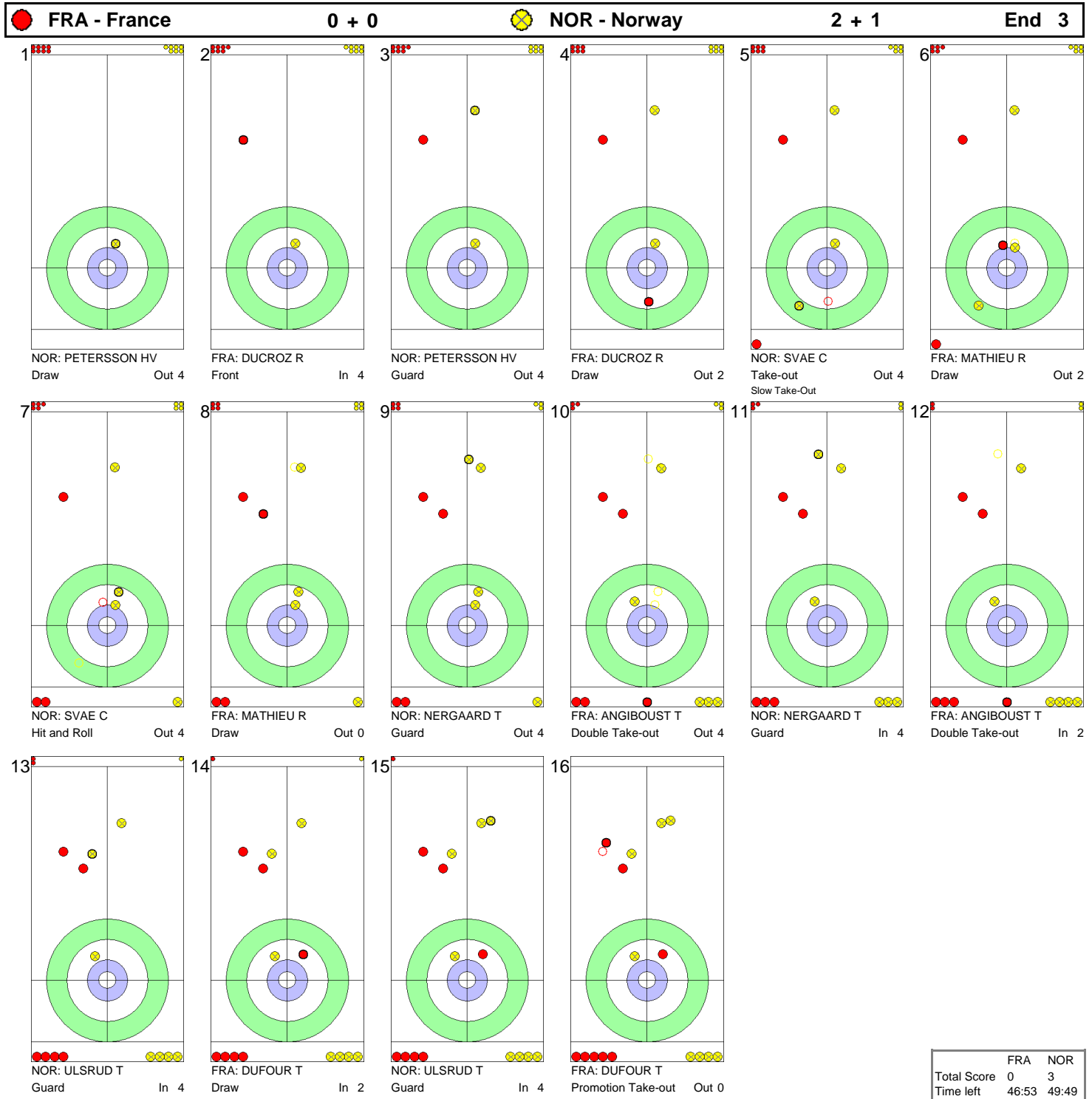
	FRA	NOR
Total Score	0	2
Time left	55:02	57:42





GAME - SHOT BY SHOT / DÉROULEMENT DE LA PARTIE

MON 22 FEB 2010 / LUN 22 FÉV 2010 START TIME / DÉBUT 9:00

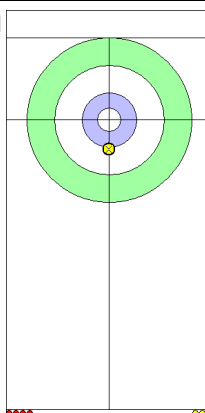
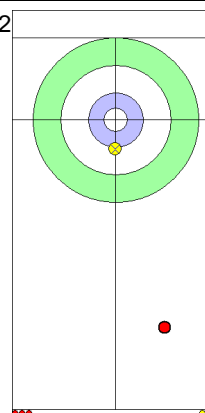
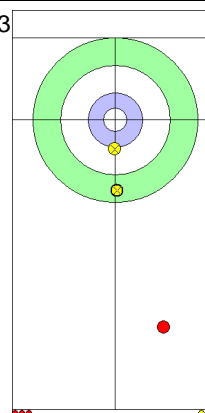
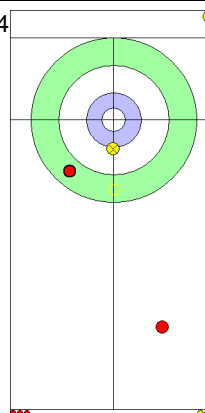
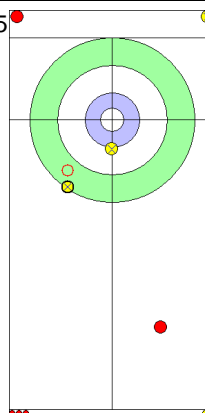
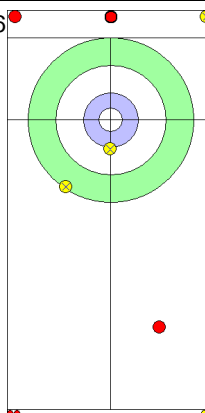
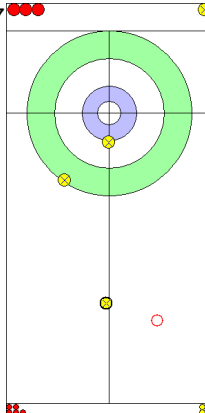
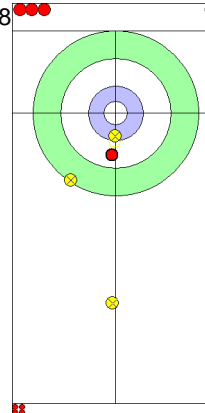
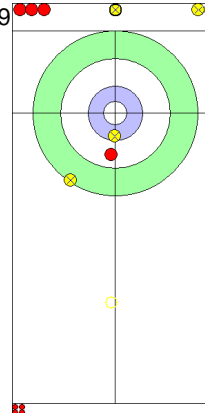
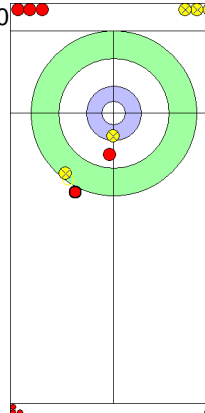
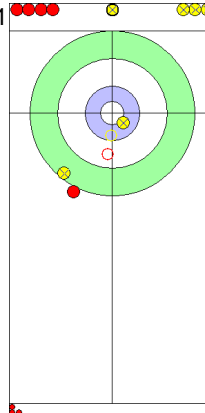
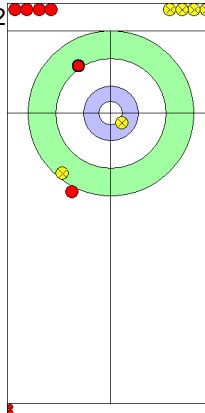
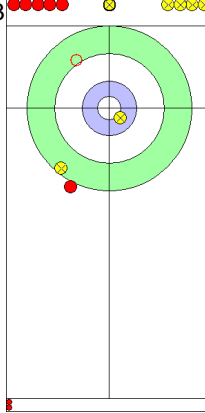
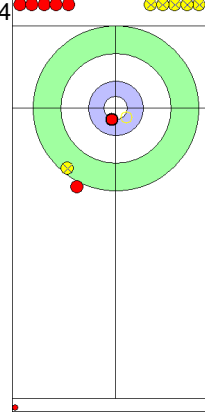
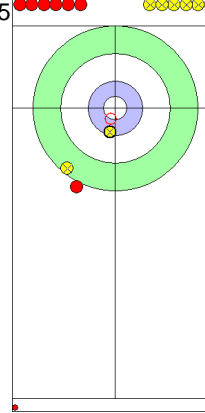
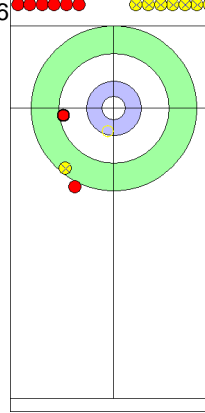


	FRA	NOR
Total Score	0	3
Time left	46:53	49:49



GAME - SHOT BY SHOT / DÉROULEMENT DE LA PARTIE

MON 22 FEB 2010 / LUN 22 FÉV 2010 START TIME / DÉBUT 9:00

● FRA - France		0 + 1		● NOR - Norway		3 + 0		End 4			
1		2		3		4		5		6	
NOR: PETERSSON HV Draw Out 4		FRA: DUCROZ R Front In 4		NOR: PETERSSON HV Draw In 4		FRA: DUCROZ R Double Take-out In 3		NOR: SVAE C Take-out In 4		FRA: MATHIEU R Draw In 0	
7		8		9		10		11		12	
NOR: SVAE C Clearing In 2		FRA: MATHIEU R Draw Out 4		NOR: NERGAARD T Clearing In 4		FRA: ANGIBOUST T Draw Out 2		NOR: NERGAARD T Clearing Out 4		FRA: ANGIBOUST T Draw Out 3	
13		14		15		16					
NOR: ULSRUD T Clearing Out 4		FRA: DUFOUR T Hit and Roll In 3		NOR: ULSRUD T Take-out In 4		FRA: DUFOUR T Take-out In 4					

	FRA	NOR
Total Score	1	3
Time left	40:49	44:52



GAME - SHOT BY SHOT / DÉROULEMENT DE LA PARTIE

MON 22 FEB 2010 / LUN 22 FÉV 2010 START TIME / DÉBUT 9:00

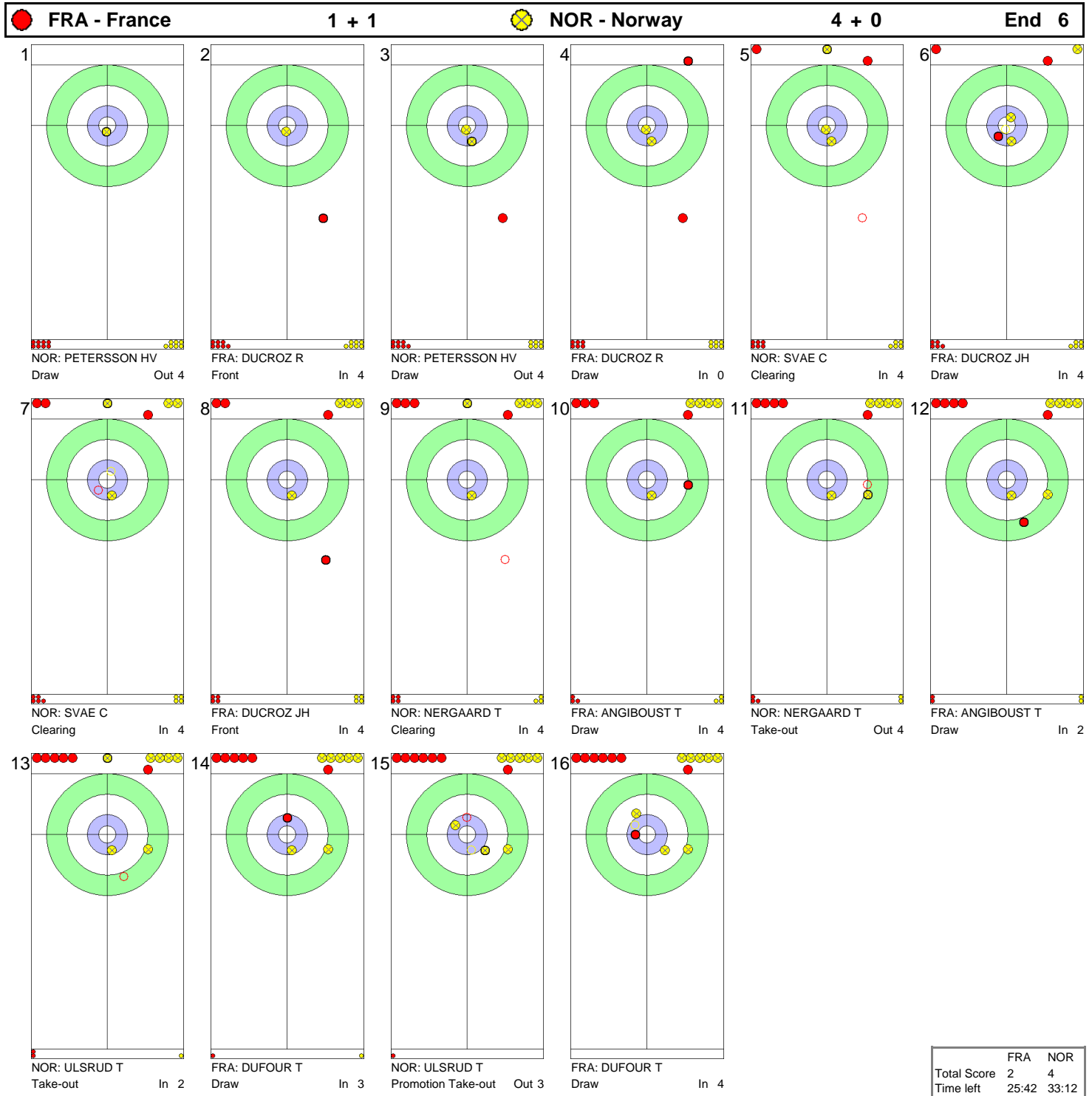
● FRA - France		1 + 0		● NOR - Norway		3 + 1		End 5			
1		2		3		4		5		6	
7		8		9		10		11		12	
13		14		15		16					

	FRA	NOR
Total Score	1	4
Time left	32:51	37:58



## GAME - SHOT BY SHOT / DÉROULEMENT DE LA PARTIE

MON 22 FEB 2010 / LUN 22 FÉV 2010 START TIME / DÉBUT 9:00



	FRA	NOR
Total Score	2	4
Time left	25:42	33:12



GAME - SHOT BY SHOT / DÉROULEMENT DE LA PARTIE

MON 22 FEB 2010 / LUN 22 FÉV 2010 START TIME / DÉBUT 9:00

**FRA - France** 2 + 0 **NOR - Norway** 4 + 3 **End 7**



	FRA	NOR
Total Score	2	7
Time left	18:34	26:29



GAME - SHOT BY SHOT / DÉROULEMENT DE LA PARTIE

MON 22 FEB 2010 / LUN 22 FÉV 2010 START TIME / DÉBUT 9:00

● FRA - France		● NOR - Norway		● End 8	
2 + 0		7 + 2			
1		2		3	
4		5		6	
7		8		9	
10		11		12	
13		14		15	
16					

**NOTES**  
Points:  
4 = 100%  
3 = 75%  
2 = 50%  
1 = 25%  
0 = 0%  
X = not considered  
Handle:  
In Clockwise  
Out Counter-clockwise

	FRA	NOR
Total Score	2	9
Time left	10:42	21:02



## GAME RESULTS / RÉSULTATS DE LA PARTIE

MON 22 FEB 2010 / LUN 22 FÉV 2010 START TIME / DÉBUT 9:00

Sheet	Round	Team	LSFE	1	2	3	4	5	6	7	8	9	10	Extra	Ends	Total
B	8	CAN - Canada	*	0	1	0	2	0	1	1	0	2	X			7
	8	USA - United States of America		1	0	1	0	0	0	0	0	0	X			2

CAN - Canada		Game	All
4 S	MARTIN Kevin	79 %	85 %
3	MORRIS John	75 %	83 %
2	KENNEDY Marc	89 %	84 %
1	HEBERT Ben	84 %	86 %
A	ENRIGHT Adam	- %	81 %
Team Total		82 %	84 %

USA - United States of America		Game	All
4	SMITH Jason	69 %	77 %
3 S	SHUSTER John	67 %	71 %
2	ISAACSON Jeff	75 %	77 %
1	BENTON John	85 %	80 %
A	PLYS Chris	- %	76 %
Team Total		74 %	76 %

Time remaining: 11 minutes 57 seconds

Last Stone Draw: 0.0 cm

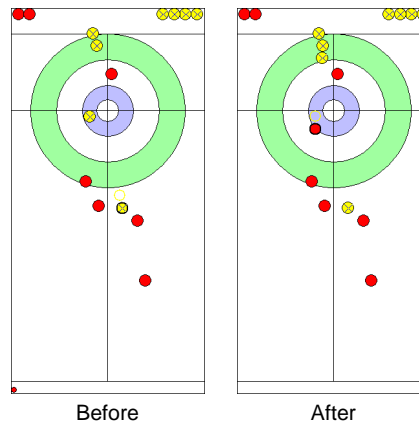
Time-out: end 7, CAN-8

Time remaining: 8 minutes 33 seconds

Last Stone Draw: 25.9 cm

### Most Important Shot:

Following a great Raise by the U.S. Team to sit shot, Canadian Skip MARTIN K made a critical Promotion Take-out to score two and establish the lead for the first time in the game.



End: 4  
Team: CAN  
Player: MARTIN K  
Stone: Fourth, 2nd stone  
Task: Promotion Take-out  
Handle: In-turn  
Points: 100%

● : CAN  
● : USA

### NOTES

Team position and functions are attached to each team member's name as follows:  
4 = Fourth, 3 = Third, 2 = Second, 1 = Lead, A = Alternate, S = Skip

### LEGEND

LSFE (\*) Last stone first end X Unplayed/unfinished end due to concession



GAME - SHOT BY SHOT / DÉROULEMENT DE LA PARTIE

MON 22 FEB 2010 / LUN 22 FÉV 2010 START TIME / DÉBUT 9:00

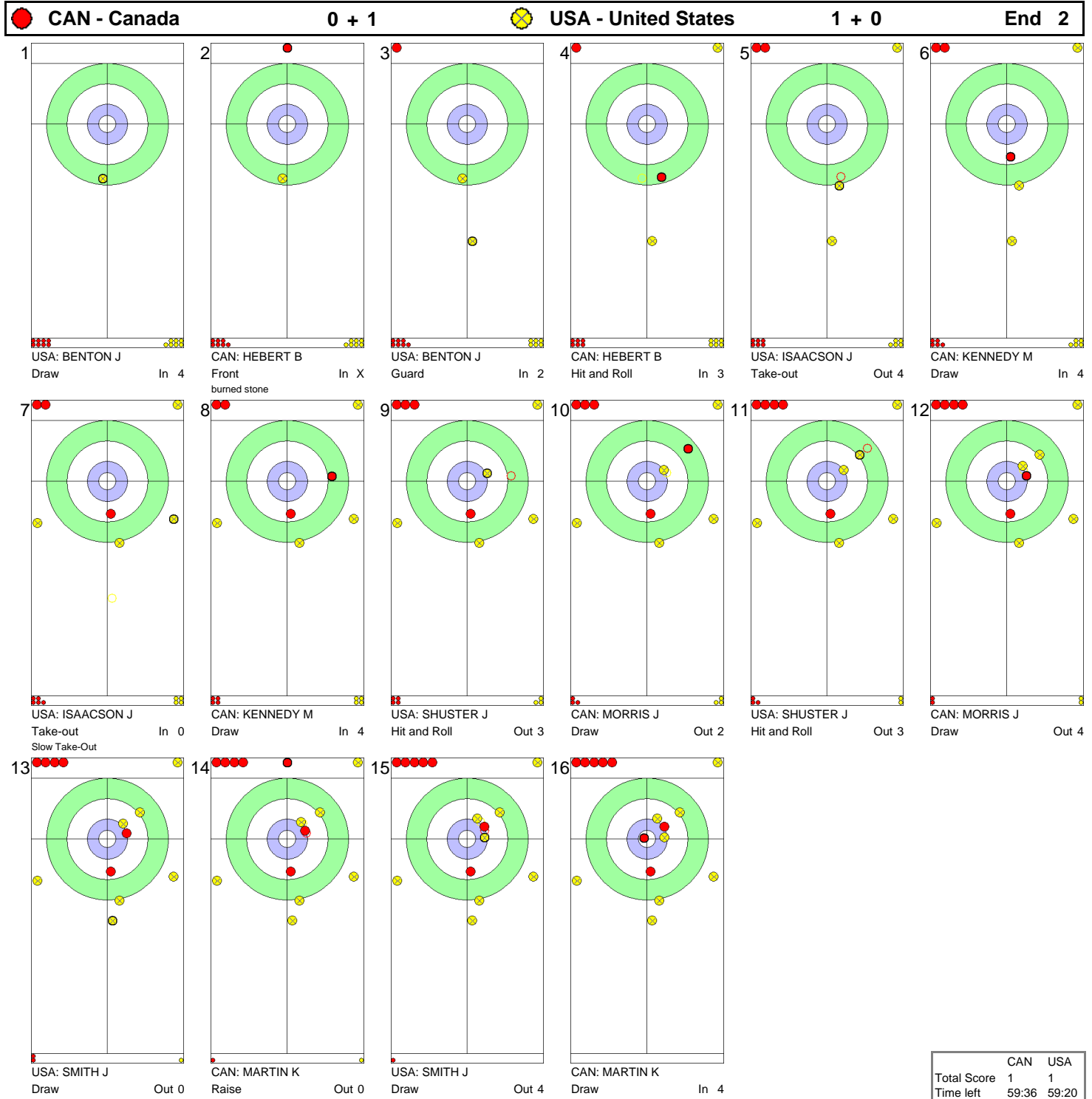






GAME - SHOT BY SHOT / DÉROULEMENT DE LA PARTIE

MON 22 FEB 2010 / LUN 22 FÉV 2010 START TIME / DÉBUT 9:00



	CAN	USA
Total Score	1	1
Time left	59:36	59:20



GAME - SHOT BY SHOT / DÉROULEMENT DE LA PARTIE

MON 22 FEB 2010 / LUN 22 FÉV 2010 START TIME / DÉBUT 9:00

**CAN - Canada** 1 + 0 **USA - United States** 1 + 1 **End 3**

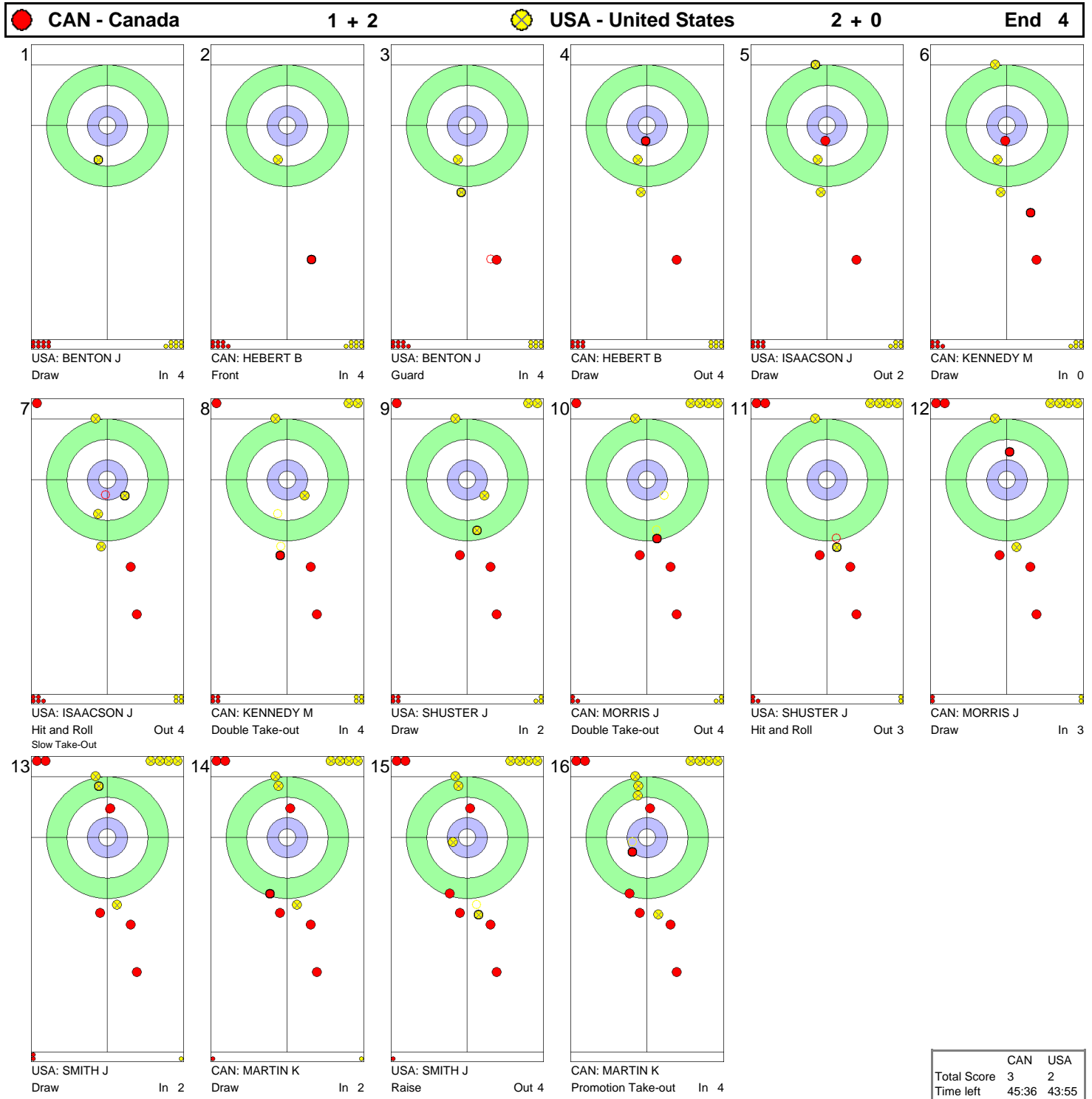


	CAN	USA
Total Score	1	2
Time left	52:33	51:24



GAME - SHOT BY SHOT / DÉROULEMENT DE LA PARTIE

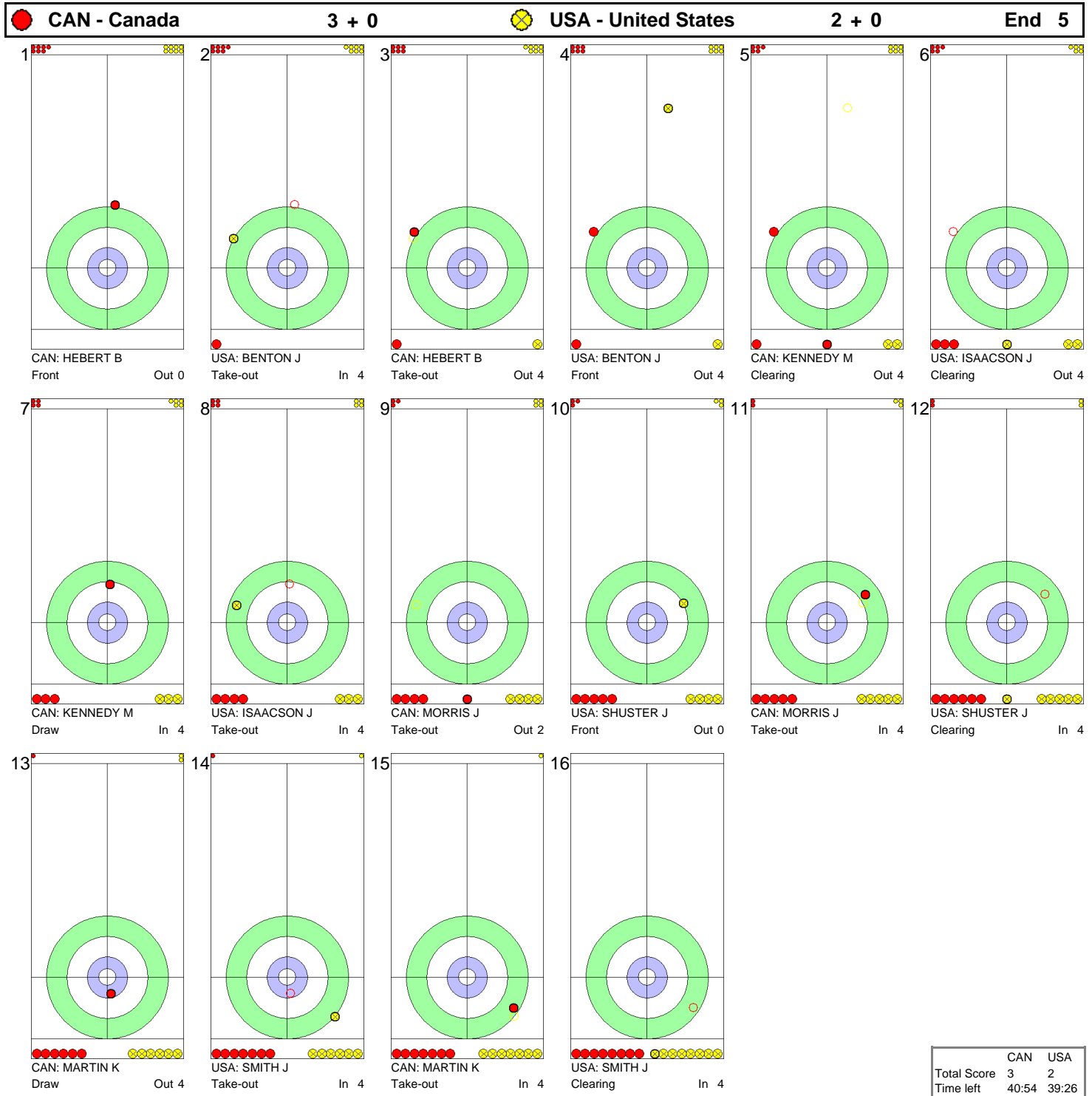
MON 22 FEB 2010 / LUN 22 FÉV 2010 START TIME / DÉBUT 9:00





## GAME - SHOT BY SHOT / DÉROULEMENT DE LA PARTIE

MON 22 FEB 2010 / LUN 22 FÉV 2010 START TIME / DÉBUT 9:00

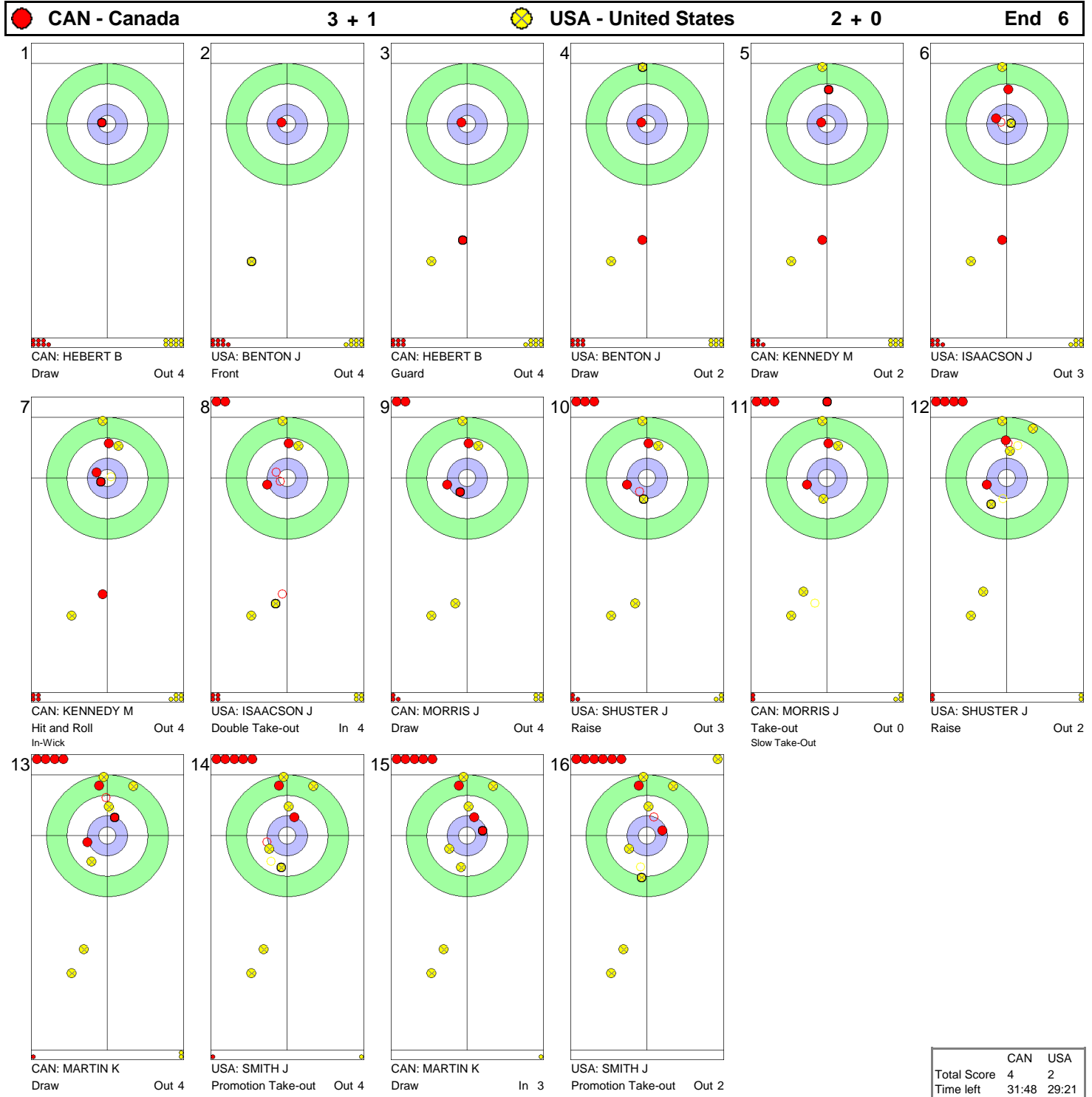


	CAN	USA
Total Score	3	2
Time left	40:54	39:26



GAME - SHOT BY SHOT / DÉROULEMENT DE LA PARTIE

MON 22 FEB 2010 / LUN 22 FÉV 2010 START TIME / DÉBUT 9:00



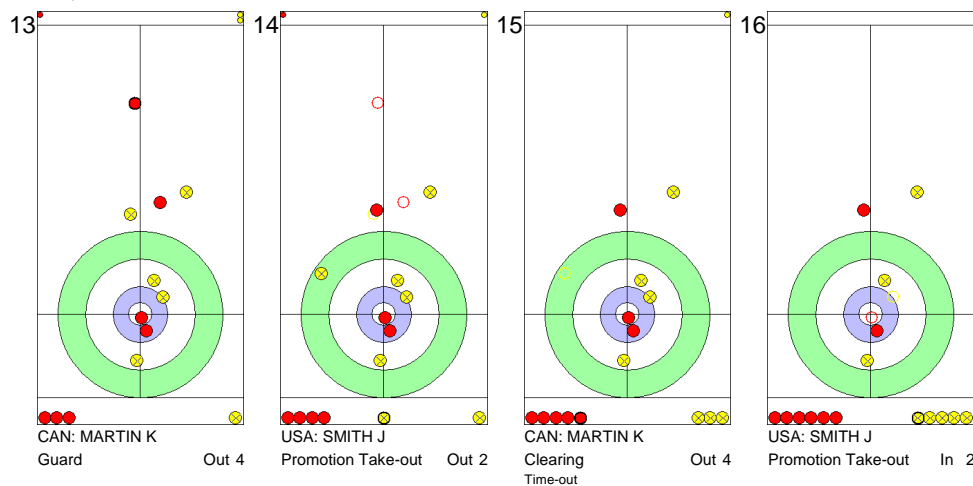
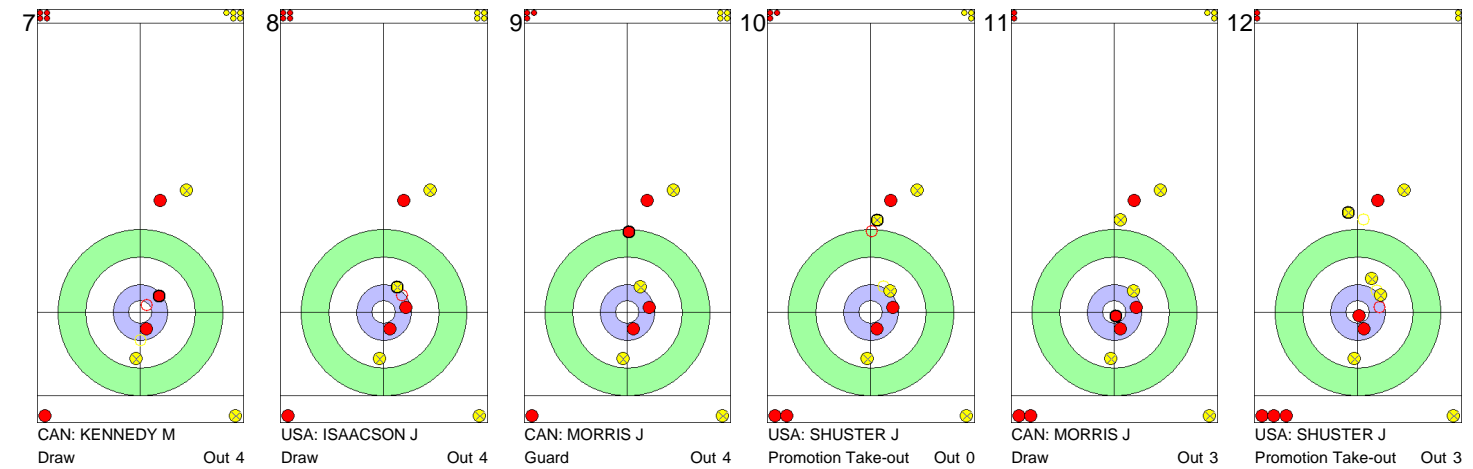
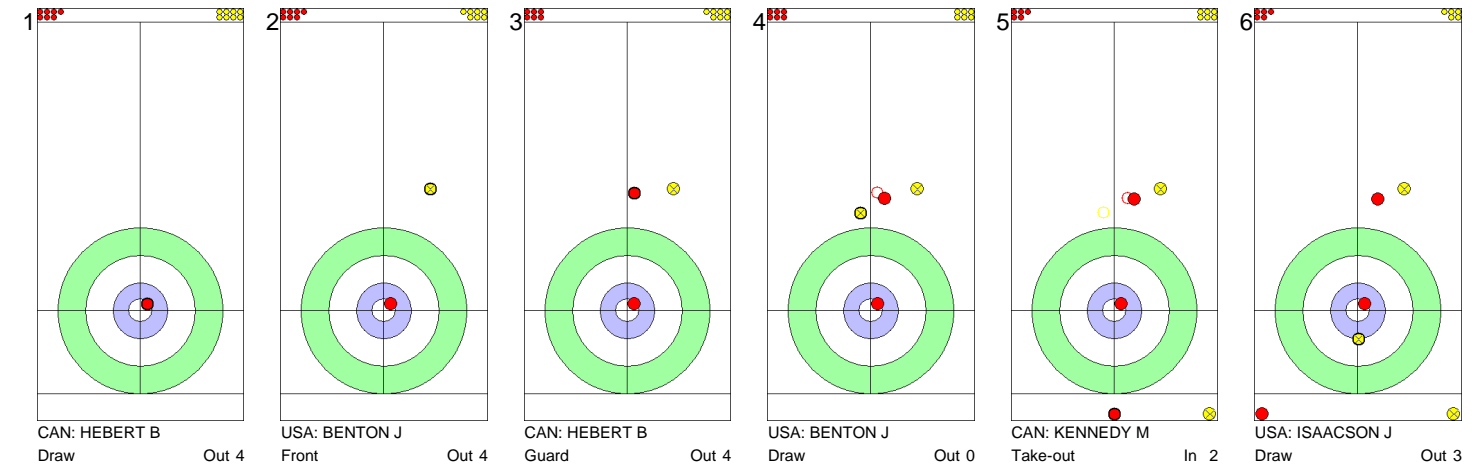
	CAN	USA
Total Score	4	2
Time left	31:48	29:21



GAME - SHOT BY SHOT / DÉROULEMENT DE LA PARTIE

MON 22 FEB 2010 / LUN 22 FÉV 2010 START TIME / DÉBUT 9:00

**● CAN - Canada**      **4 + 1**      **● USA - United States**      **2 + 0**      **End 7**



	CAN	USA
Total Score	5	2
Time left	22:30	21:51



GAME - SHOT BY SHOT / DÉROULEMENT DE LA PARTIE

MON 22 FEB 2010 / LUN 22 FÉV 2010 START TIME / DÉBUT 9:00

● CAN - Canada		5 + 0		● USA - United States		2 + 0		End 8			
1		2		3		4		5		6	
CAN: HEBERT B Draw Out 4		USA: BENTON J Front Out X burned stone		CAN: HEBERT B Clearing Out 2		USA: BENTON J Front In 4		CAN: KENNEDY M Clearing Out 4		USA: ISAACSON J Front In 4	
7		8		9		10		11		12	
CAN: KENNEDY M Clearing In 4		USA: ISAACSON J Front In 4		CAN: MORRIS J Clearing Out 4		USA: SHUSTER J Draw In 3		CAN: MORRIS J Double Take-out In 4		USA: SHUSTER J Draw Out 3	
13		14		15		16					
CAN: MARTIN K Clearing In 4		USA: SMITH J Draw Out 4		CAN: MARTIN K Clearing In 4		USA: SMITH J Clearing In 4					

	CAN	USA
Total Score	5	2
Time left	19:02	15:44



GAME - SHOT BY SHOT / DÉROULEMENT DE LA PARTIE

MON 22 FEB 2010 / LUN 22 FÉV 2010 START TIME / DÉBUT 9:00

**CAN - Canada** 5 + 2 **USA - United States** 2 + 0 **End 9**

<p>1  </p> <p>CAN: HEBERT B Draw Out 4</p>	<p>2  </p> <p>USA: BENTON J Front Out 4</p>	<p>3  </p> <p>CAN: HEBERT B Draw Out 4</p>	<p>4  </p> <p>USA: BENTON J Draw Out 4</p>	<p>5  </p> <p>CAN: KENNEDY M Clearing Out 4</p>	<p>6  </p> <p>USA: ISAACSON J Guard Out 4</p>
<p>7  </p> <p>CAN: KENNEDY M Clearing In 4</p>	<p>8  </p> <p>USA: ISAACSON J Guard Out 4</p>	<p>9  </p> <p>CAN: MORRIS J Clearing Out 4</p>	<p>10  </p> <p>USA: SHUSTER J Guard Out 4</p>	<p>11  </p> <p>CAN: MORRIS J Promotion Take-out In 4</p>	<p>12  </p> <p>USA: SHUSTER J Draw Out 2</p>
<p>13  </p> <p>CAN: MARTIN K Hit and Roll Out 4</p>	<p>14  </p> <p>USA: SMITH J Draw Out 4</p>	<p>15  </p> <p>CAN: MARTIN K Draw In 4</p>	<p>16  </p> <p>USA: SMITH J Promotion Take-out In 0</p>		

**NOTES**

Points:  
4 = 100%  
3 = 75%  
2 = 50%  
1 = 25%  
0 = 0%  
X = not considered

Handle:  
In Clockwise  
Out Counter-clockwise

	CAN	USA
Total Score	7	2
Time left	11:57	08:33





## GAME RESULTS / RÉSULTATS DE LA PARTIE

MON 22 FEB 2010 / LUN 22 FÉV 2010 START TIME / DÉBUT 9:00

Sheet	Round	Team	LSFE	1	2	3	4	5	6	7	8	9	10	Extra	Ends	Total
C	8	GER - Germany	*	0	0	1	0	2	1	0	2	0	1			7
	7	CHN - People's Republic of China		2	1	0	1	0	0	1	0	1	0			6

GER - Germany		Game	All
4 S	KAPP Andy	79 %	77 %
3	HERBERG Daniel	83 %	72 %
2	LANG Andy	61 %	71 %
1	KEMPF Andreas	64 %	76 %
A	HOEHNE Holger	- %	79 %
Team Total		72 %	75 %

CHN - People's Republic of China		Game	All
4	LIU Rui	68 %	75 %
3 S	WANG Fengchun	76 %	76 %
2	XU Xiaoming	74 %	79 %
1	ZANG Jialiang	59 %	79 %
A	LI Hongchen	- %	- %
Team Total		69 %	77 %

Time remaining: 2 minutes 59 seconds

Last Stone Draw: 8.2 cm

Time-out: end 6, GER-8; end 10, GER-7

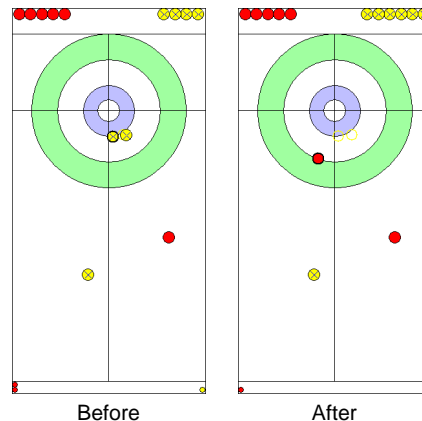
Time remaining: 1 minute 7 seconds

Last Stone Draw: 174.2 cm

Time-out: end 6, CHN-8; end 10, CHN-8

### Most Important Shot:

German Skip KAPP A made a terrific Double Take-out and rolled behind a guard. Chinese Fourth, LIU R attempted to remove the German stone, but was unsuccessful. Germany was then able to make a Draw for two points, and take the lead in the game.



End: 8  
Team: GER  
Player: KAPP A  
Stone: Fourth, 1st stone  
Task: Double Take-out  
Handle: Out-turn  
Points: 100%

● : GER  
● : CHN

### NOTES

Team position and functions are attached to each team member's name as follows:  
4 = Fourth, 3 = Third, 2 = Second, 1 = Lead, A = Alternate, S = Skip

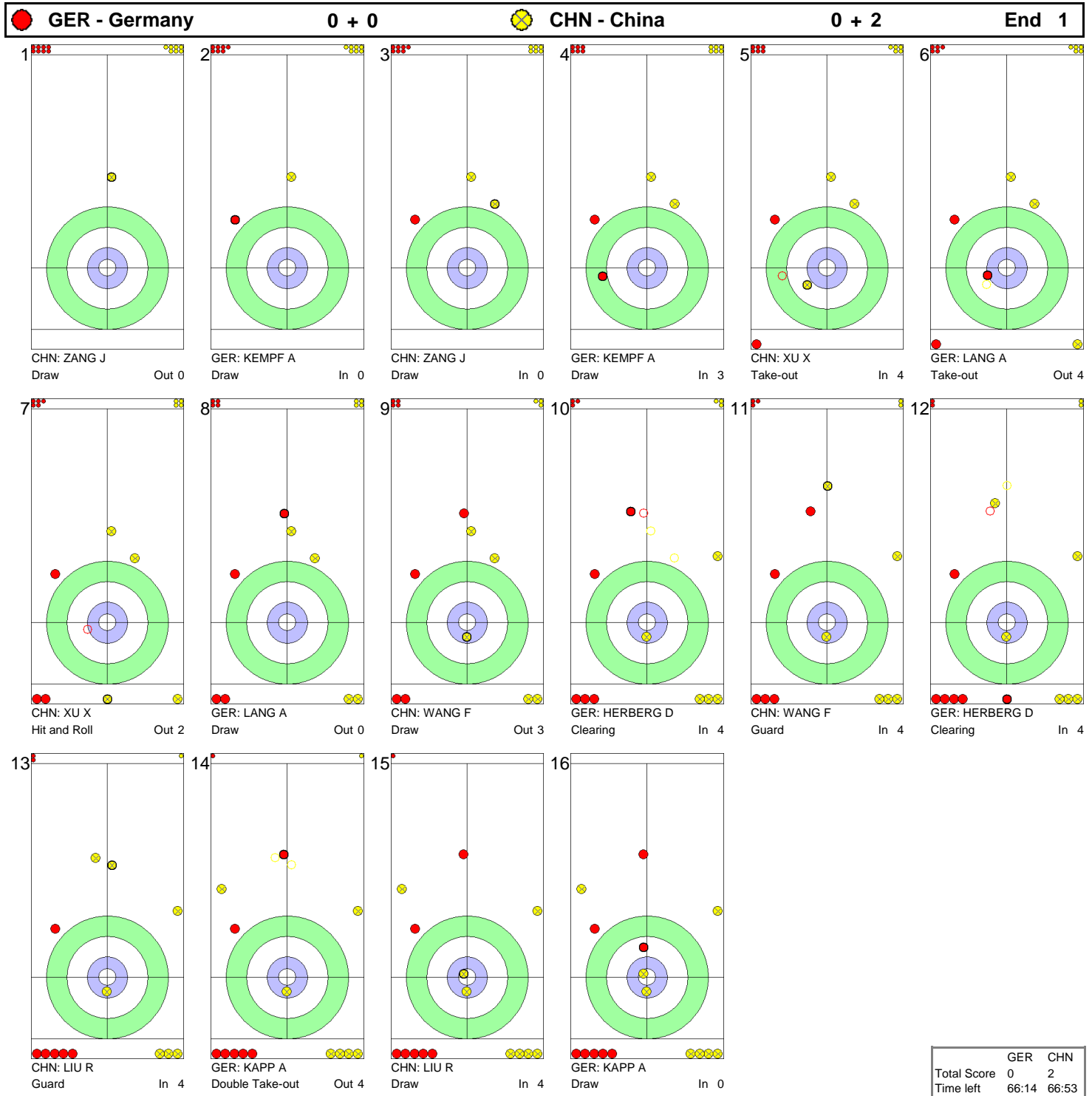
### LEGEND

LSFE (\*) Last stone first end



GAME - SHOT BY SHOT / DÉROULEMENT DE LA PARTIE

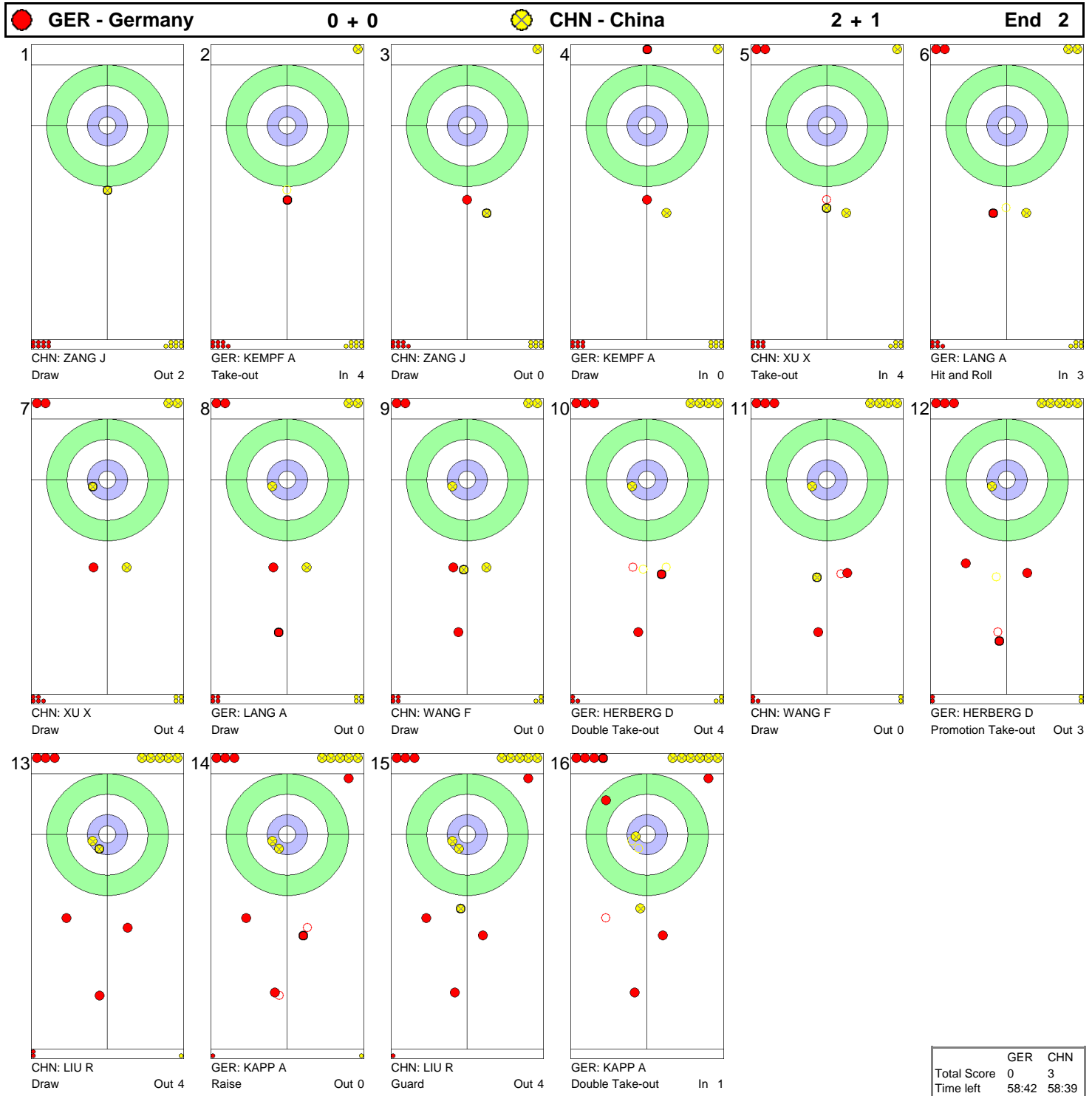
MON 22 FEB 2010 / LUN 22 FÉV 2010 START TIME / DÉBUT 9:00





## GAME - SHOT BY SHOT / DÉROULEMENT DE LA PARTIE

MON 22 FEB 2010 / LUN 22 FÉV 2010 START TIME / DÉBUT 9:00

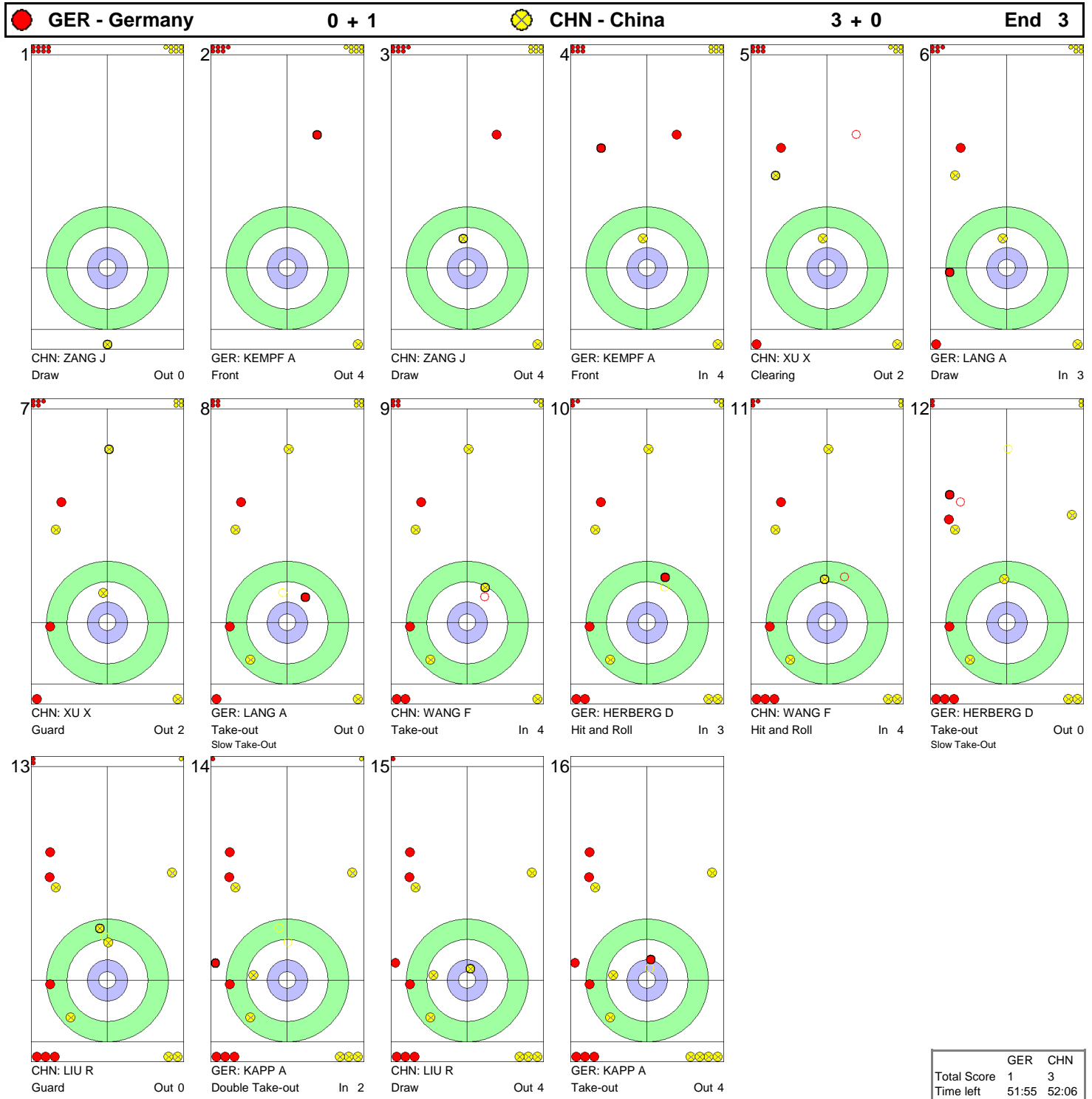


	GER	CHN
Total Score	0	3
Time left	58:42	58:39



## GAME - SHOT BY SHOT / DÉROULEMENT DE LA PARTIE

MON 22 FEB 2010 / LUN 22 FÉV 2010 START TIME / DÉBUT 9:00

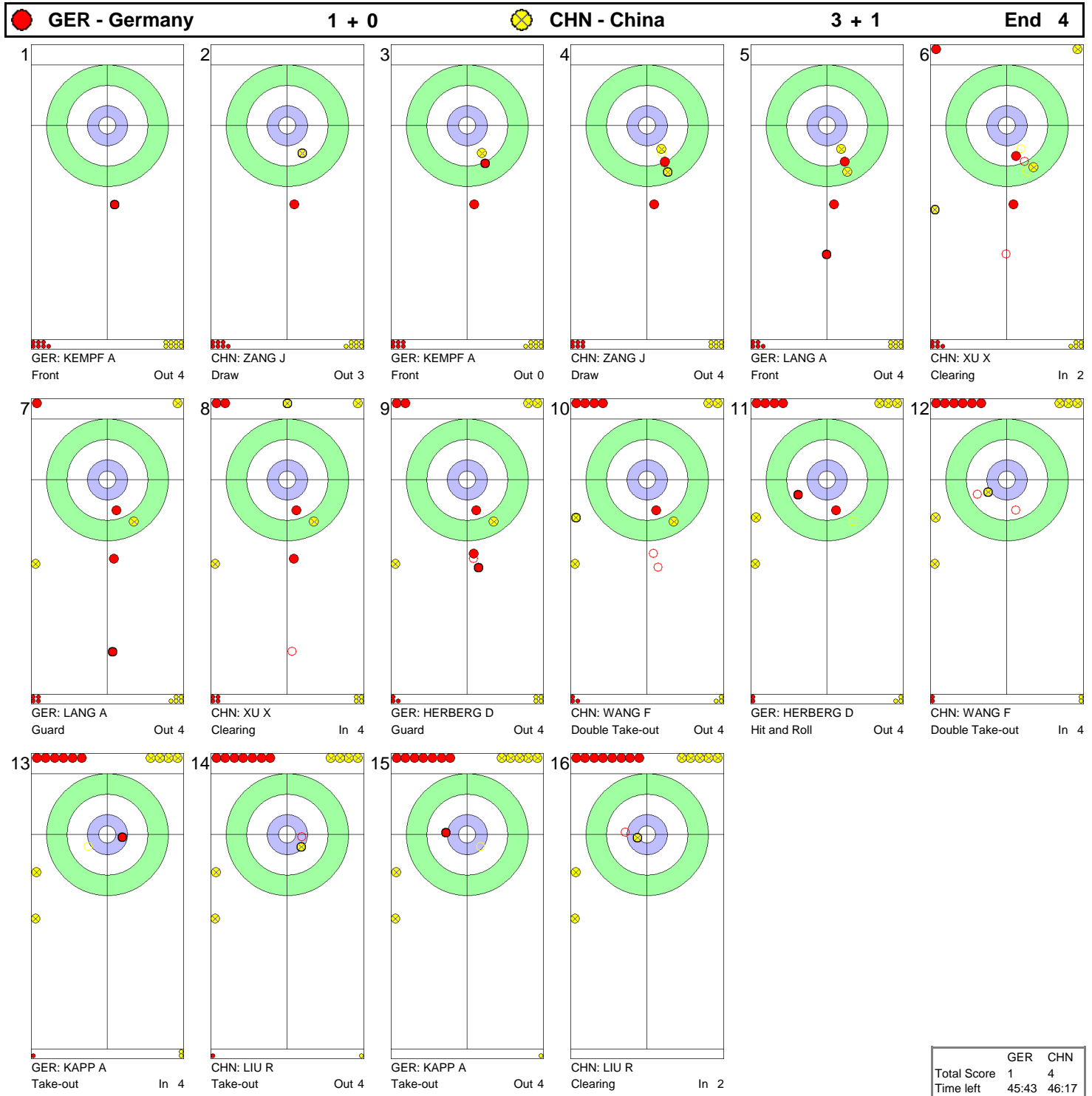


	GER	CHN
Total Score	1	3
Time left	51:55	52:06



## GAME - SHOT BY SHOT / DÉROULEMENT DE LA PARTIE

MON 22 FEB 2010 / LUN 22 FÉV 2010 START TIME / DÉBUT 9:00

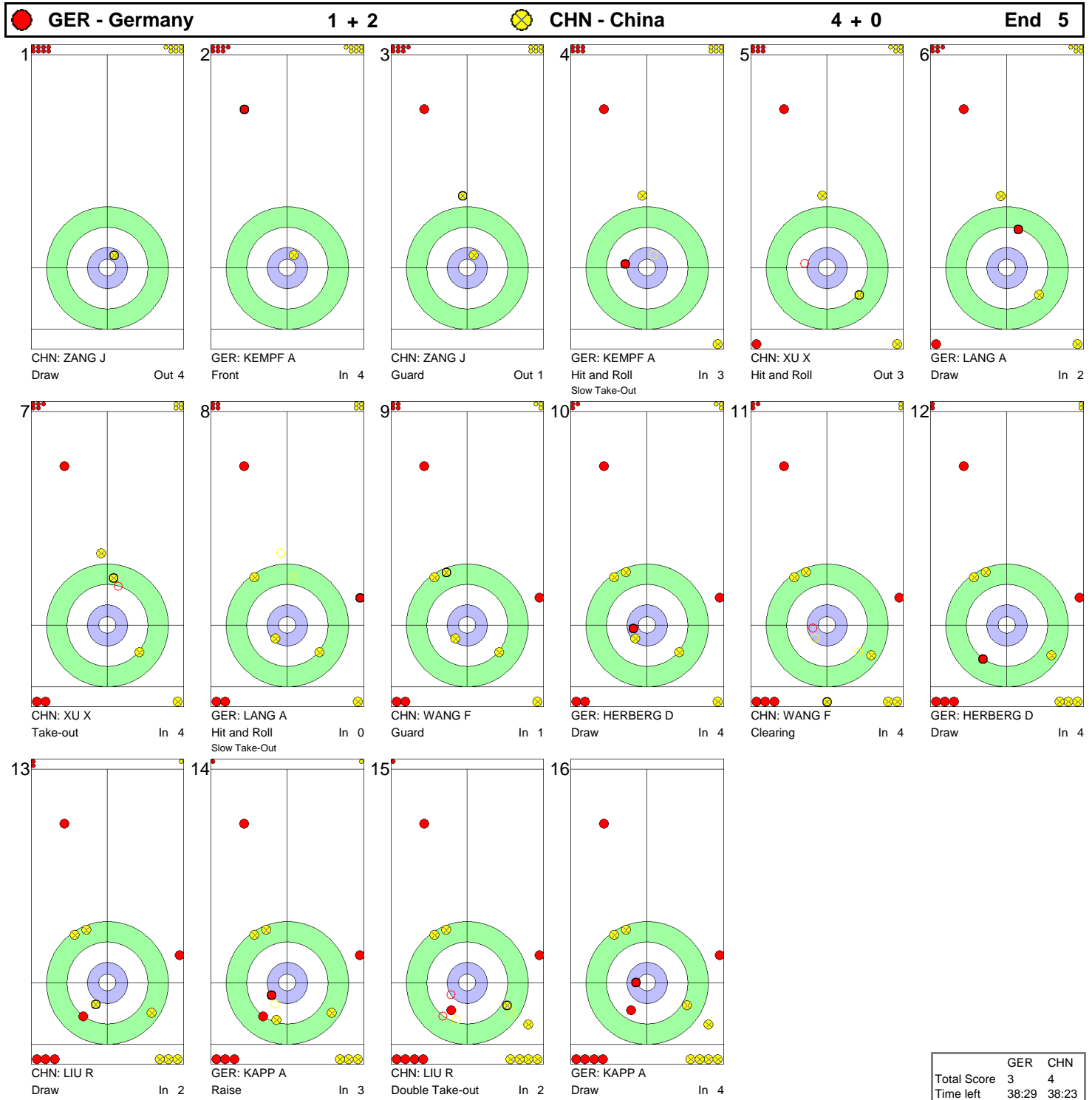


	GER	CHN
Total Score	1	4
Time left	45:43	46:17



## GAME - SHOT BY SHOT / DÉROULEMENT DE LA PARTIE

MON 22 FEB 2010 / LUN 22 FÉV 2010 START TIME / DÉBUT 9:00



	GER	CHN
Total Score	3	4
Time left	38:29	38:23



## GAME - SHOT BY SHOT / DÉROULEMENT DE LA PARTIE

MON 22 FEB 2010 / LUN 22 FÉV 2010 START TIME / DÉBUT 9:00

**GER - Germany** 3 + 1 **CHN - China** 4 + 0 **End 6**



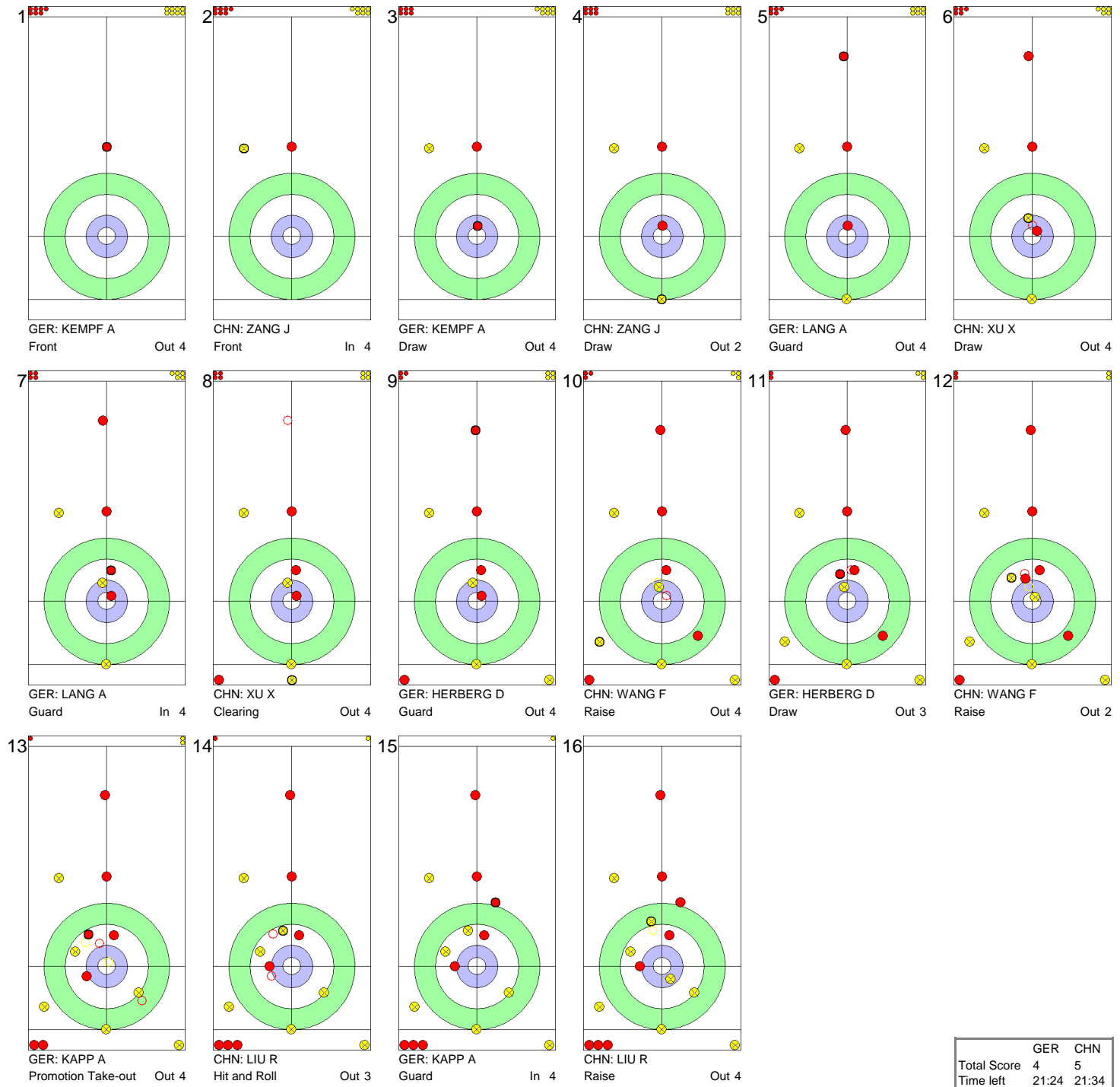
	GER	CHN
Total Score	4	4
Time left	30:18	29:33



GAME - SHOT BY SHOT / DÉROULEMENT DE LA PARTIE

MON 22 FEB 2010 / LUN 22 FÉV 2010 START TIME / DÉBUT 9:00

**GER - Germany** 4 + 0 **CHN - China** 4 + 1 **End 7**



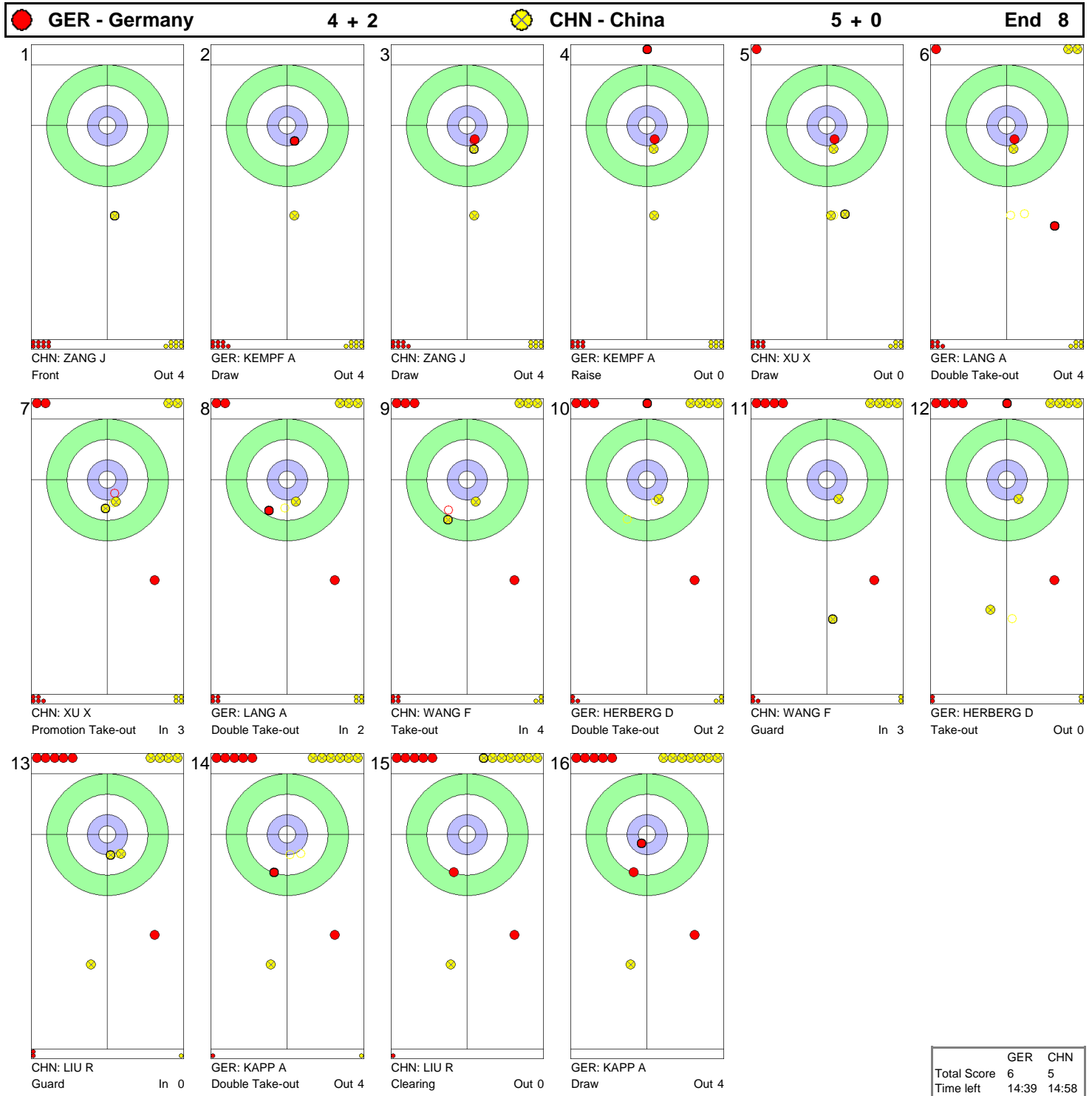
	GER	CHN
Total Score	4	5
Time left	21:24	21:34





## GAME - SHOT BY SHOT / DÉROULEMENT DE LA PARTIE

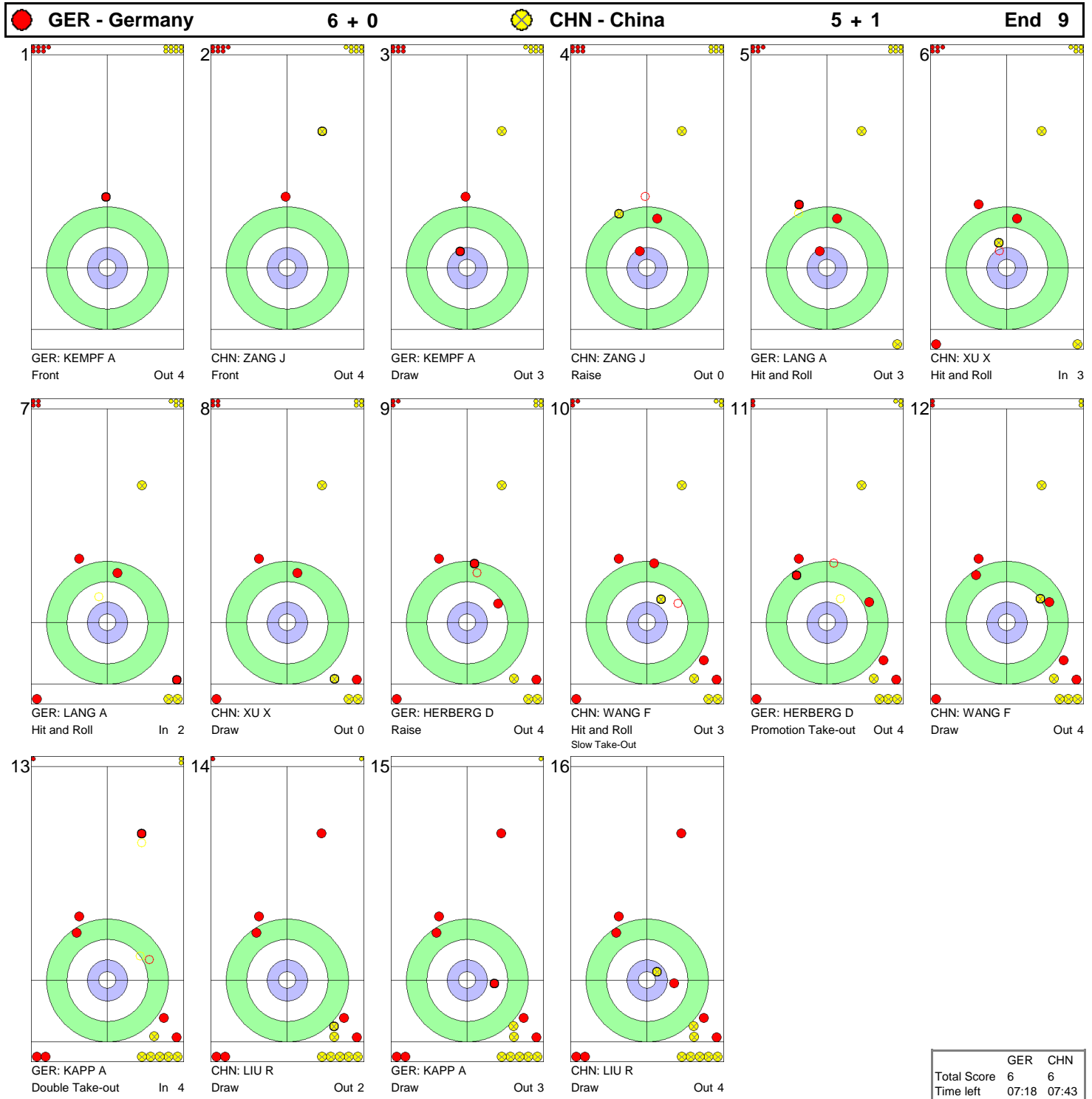
MON 22 FEB 2010 / LUN 22 FÉV 2010 START TIME / DÉBUT 9:00





## GAME - SHOT BY SHOT / DÉROULEMENT DE LA PARTIE

MON 22 FEB 2010 / LUN 22 FÉV 2010 START TIME / DÉBUT 9:00





## GAME - SHOT BY SHOT / DÉROULEMENT DE LA PARTIE

MON 22 FEB 2010 / LUN 22 FÉV 2010 START TIME / DÉBUT 9:00

**GER - Germany 6 + 1**      **CHN - China 6 + 0**      **End 10**

1  CHN: ZANG J Front      Out 0	2  GER: KEMPF A through      Out X	3  CHN: ZANG J Front      Out 4	4  GER: KEMPF A Wick/Softpeeling Soft-Peeling      In 0	5  CHN: XU X Draw      Out 4	6  GER: LANG A Clearing      In 4
7  CHN: XU X Front      Out 4	8  GER: LANG A Clearing      Out 2	9  CHN: WANG F Front      Out 4	10  GER: HERBERG D Clearing      In 4	11  CHN: WANG F Front      Out 4	12  GER: HERBERG D Clearing      In 3
13  CHN: LIU R Front      Out 4	14  GER: KAPP A Double Take-out Time-out      In 4	15  CHN: LIU R Draw Time-out      In 3	16  GER: KAPP A Draw      In 4		

**NOTES**  
Points:  
4 = 100%  
3 = 75%  
2 = 50%  
1 = 25%  
0 = 0%  
X = not considered

Handle:  
In Clockwise  
Out Counter-clockwise

	GER	CHN
Total Score	7	6
Time left	02:59	01:07



## GAME RESULTS / RÉSULTATS DE LA PARTIE

MON 22 FEB 2010 / LUN 22 FÉV 2010 START TIME / DÉBUT 9:00

Sheet	Round	Team	LSFE	1	2	3	4	5	6	7	8	9	10	Extra	Ends	Total
D	8	SUI - Switzerland		1	1	0	2	0	0	0	0	3	X			7
	8	SWE - Sweden	*	0	0	2	0	0	0	1	0	0	X			3

SUI - Switzerland		Game	All
4	STOECKLI Ralph	94 %	77 %
3	HAUSER Jan	86 %	82 %
2 S	EGGLER Markus	88 %	83 %
1	STRUEBIN Simon	81 %	82 %
A	MUELLER Toni	- %	- %
Team Total		87 %	81 %

SWE - Sweden		Game	All
4 S	EDIN Niklas	69 %	80 %
3	KRAUPP Sebastian	83 %	82 %
2	LINDBERG Fredrik	65 %	83 %
1	KJAELL Viktor	83 %	84 %
A	ERIKSSON Oskar	- %	- %
Team Total		75 %	82 %

Time remaining: 7 minutes 1 second

Last Stone Draw: 60.1 cm

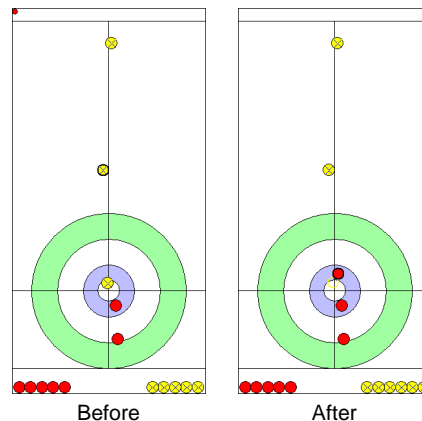
Time-out: end 9, SUI-6

Time remaining: 3 minutes 59 seconds

Last Stone Draw: 23.0 cm

### Most Important Shot:

After the Swedish Skip EDIN N attempted a Guard which did not curl enough, the Swiss Fourth STOECKLI R made a delicate Raise Tap-back, clearing the Guard by an inch, to move the Swedish shot stone to the back 12 foot to score 3 points.



End: 9  
Team: SUI  
Player: STOECKLI R  
Stone: Fourth, 2nd stone  
Task: Raise  
Handle: In-turn  
Points: 100%

● : SUI  
● : SWE

### NOTES

Team position and functions are attached to each team member's name as follows:  
4 = Fourth, 3 = Third, 2 = Second, 1 = Lead, A = Alternate, S = Skip

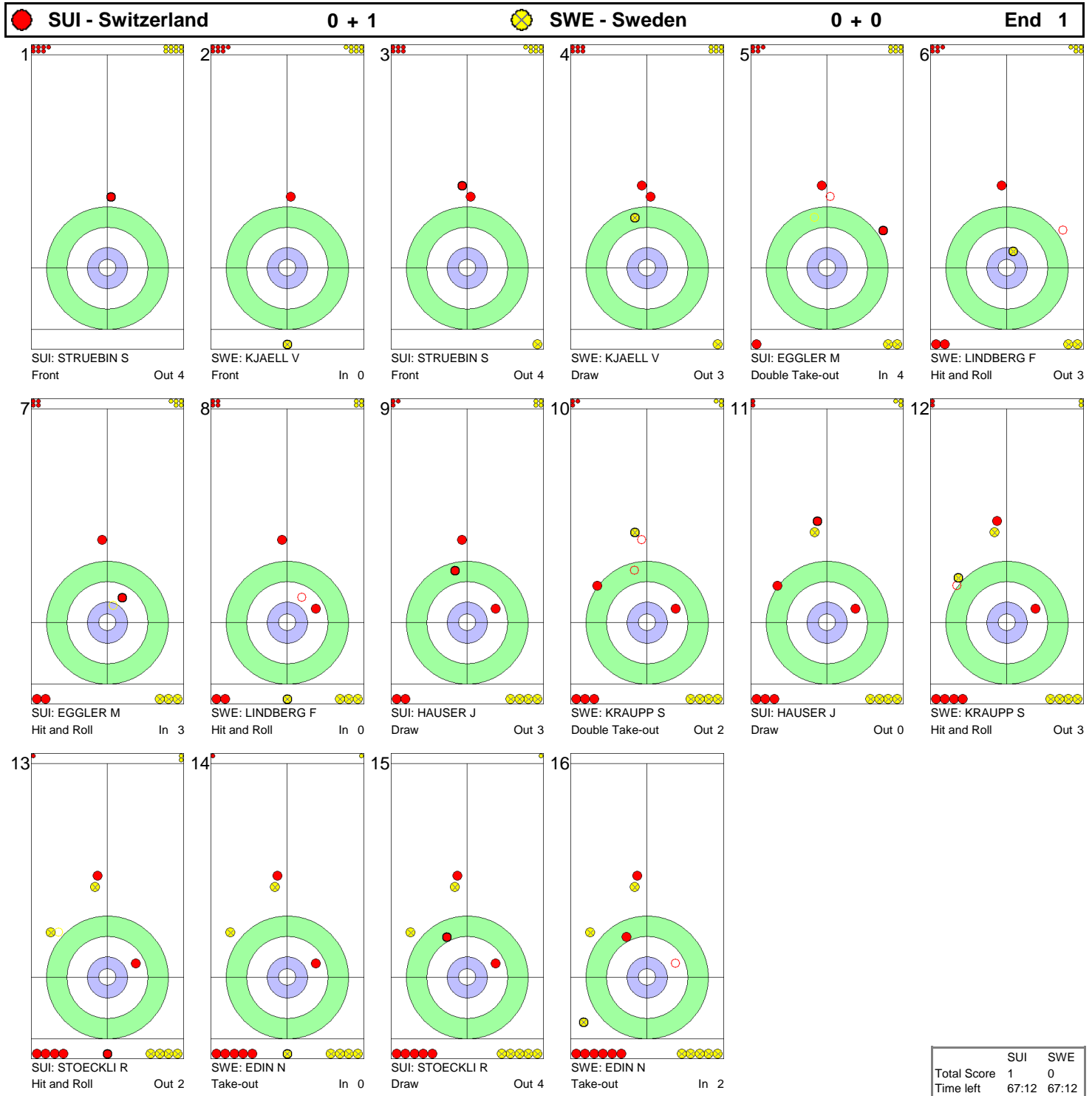
### LEGEND

LSFE (\*) Last stone first end



## GAME - SHOT BY SHOT / DÉROULEMENT DE LA PARTIE

MON 22 FEB 2010 / LUN 22 FÉV 2010 START TIME / DÉBUT 9:00

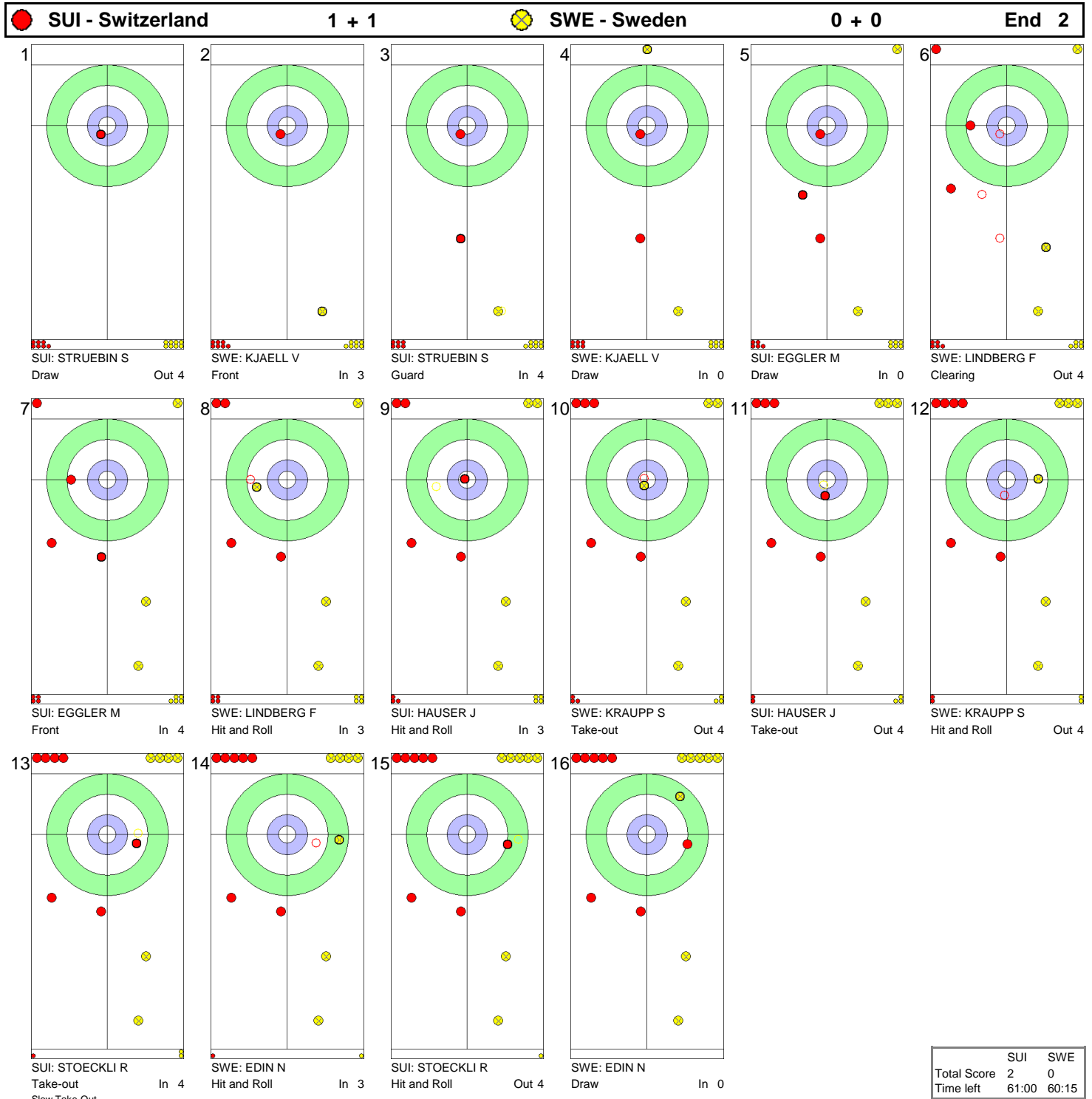


	SUI	SWE
Total Score	1	0
Time left	67:12	67:12



GAME - SHOT BY SHOT / DÉROULEMENT DE LA PARTIE

MON 22 FEB 2010 / LUN 22 FÉV 2010 START TIME / DÉBUT 9:00

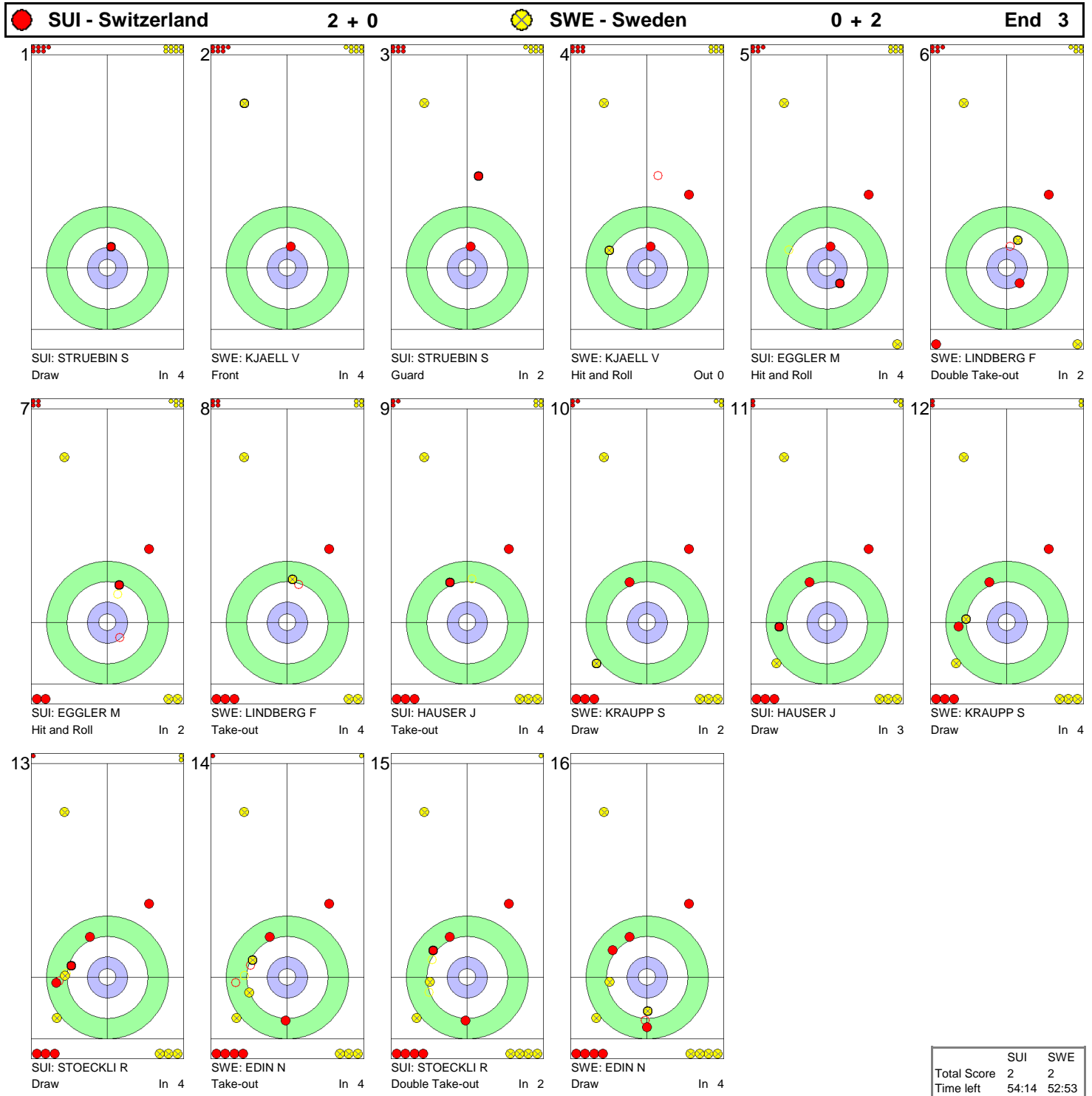


	SUI	SWE
Total Score	2	0
Time left	61:00	60:15



## GAME - SHOT BY SHOT / DÉROULEMENT DE LA PARTIE

MON 22 FEB 2010 / LUN 22 FÉV 2010 START TIME / DÉBUT 9:00





## GAME - SHOT BY SHOT / DÉROULEMENT DE LA PARTIE

MON 22 FEB 2010 / LUN 22 FÉV 2010 START TIME / DÉBUT 9:00



	SUI	SWE
Total Score	4	2
Time left	47:01	46:18

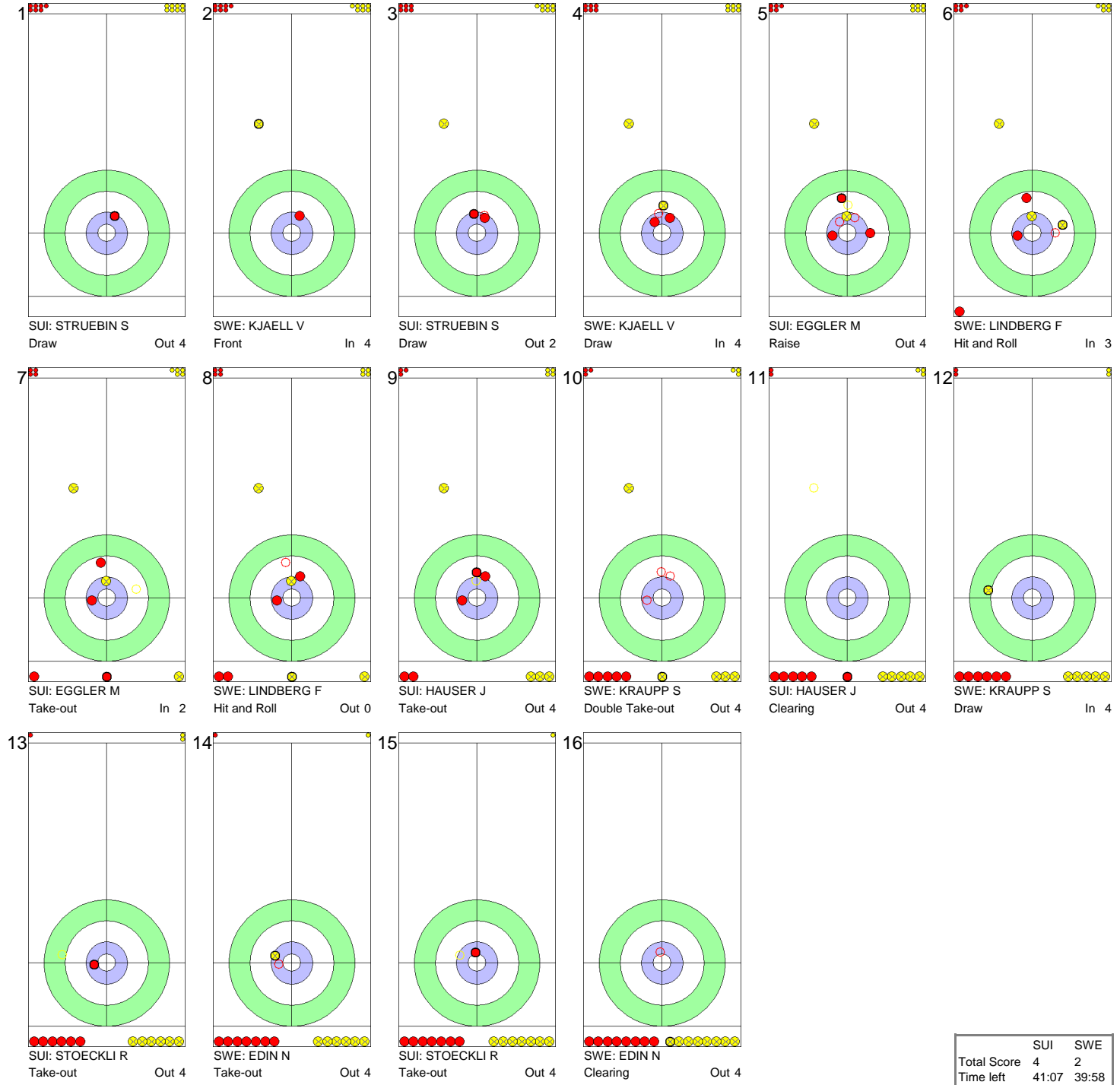




GAME - SHOT BY SHOT / DÉROULEMENT DE LA PARTIE

MON 22 FEB 2010 / LUN 22 FÉV 2010 START TIME / DÉBUT 9:00

**SUI - Switzerland** 4 + 0 **SWE - Sweden** 2 + 0 **End 5**



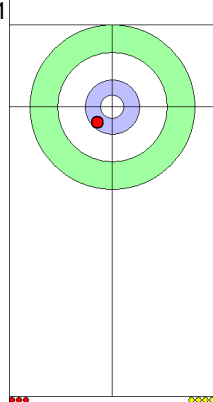
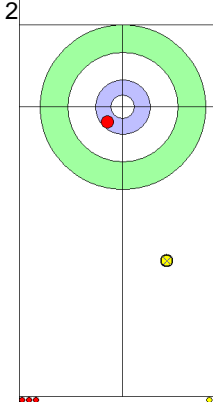
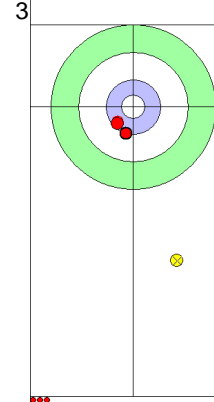
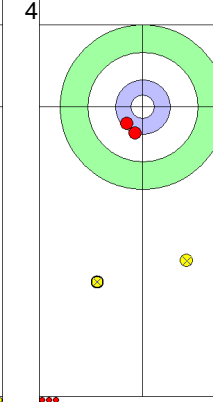
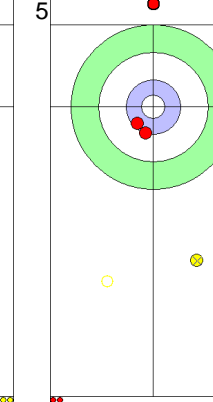
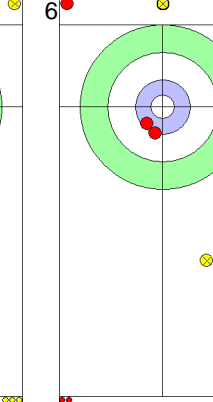
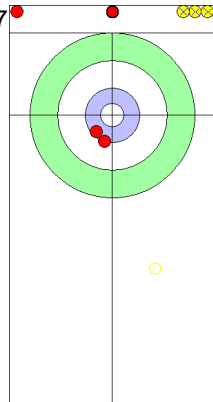
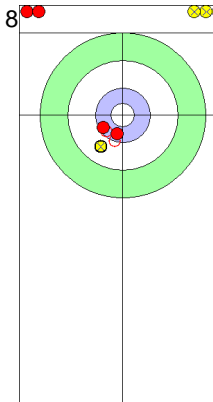
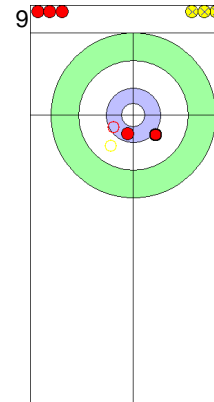
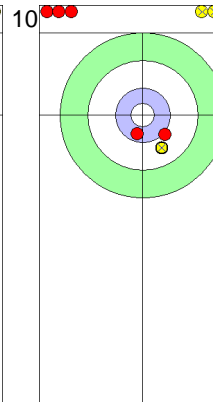
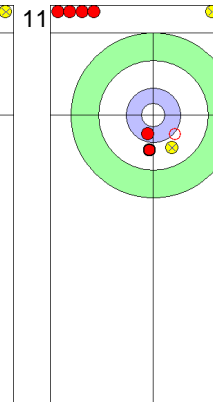
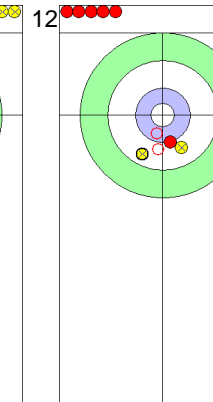
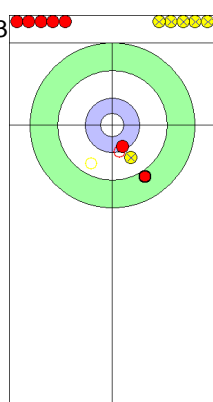
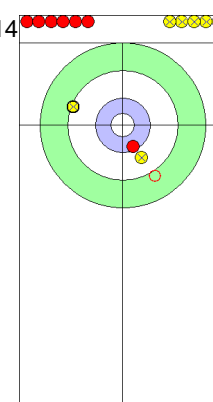
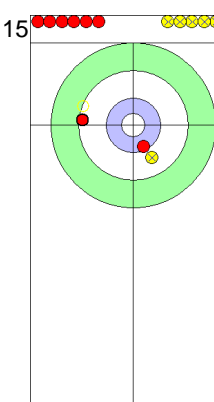
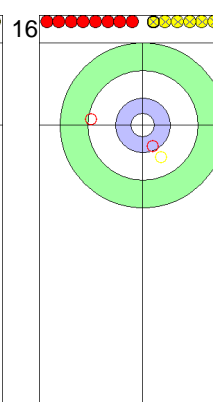


	SUI	SWE
Total Score	4	2
Time left	41:07	39:58



GAME - SHOT BY SHOT / DÉROULEMENT DE LA PARTIE

MON 22 FEB 2010 / LUN 22 FÉV 2010 START TIME / DÉBUT 9:00

 <b>SUI - Switzerland</b>		4 + 0	 <b>SWE - Sweden</b>		2 + 0	End 6
1						
2						
3						
4						
5						
6						
7						
8						
9						
10						
11						
12						
13						
14						
15						
16						

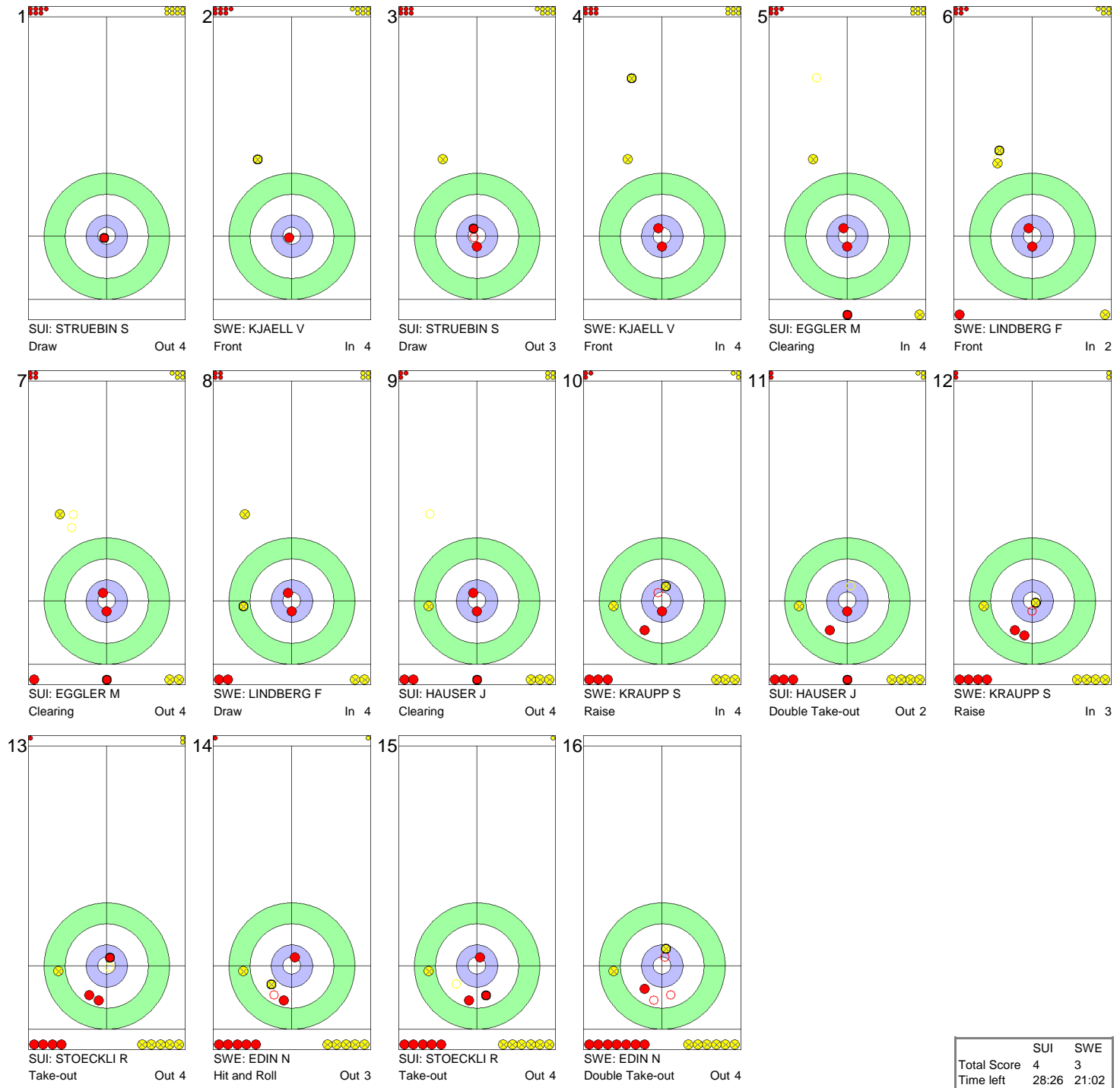
	SUI	SWE
Total Score	4	2
Time left	34:48	31:03



GAME - SHOT BY SHOT / DÉROULEMENT DE LA PARTIE

MON 22 FEB 2010 / LUN 22 FÉV 2010 START TIME / DÉBUT 9:00

**SUI - Switzerland** 4 + 0 **SWE - Sweden** 2 + 1 **End 7**



	SUI	SWE
Total Score	4	3
Time left	28:26	21:02



GAME - SHOT BY SHOT / DÉROULEMENT DE LA PARTIE

MON 22 FEB 2010 / LUN 22 FÉV 2010 START TIME / DÉBUT 9:00

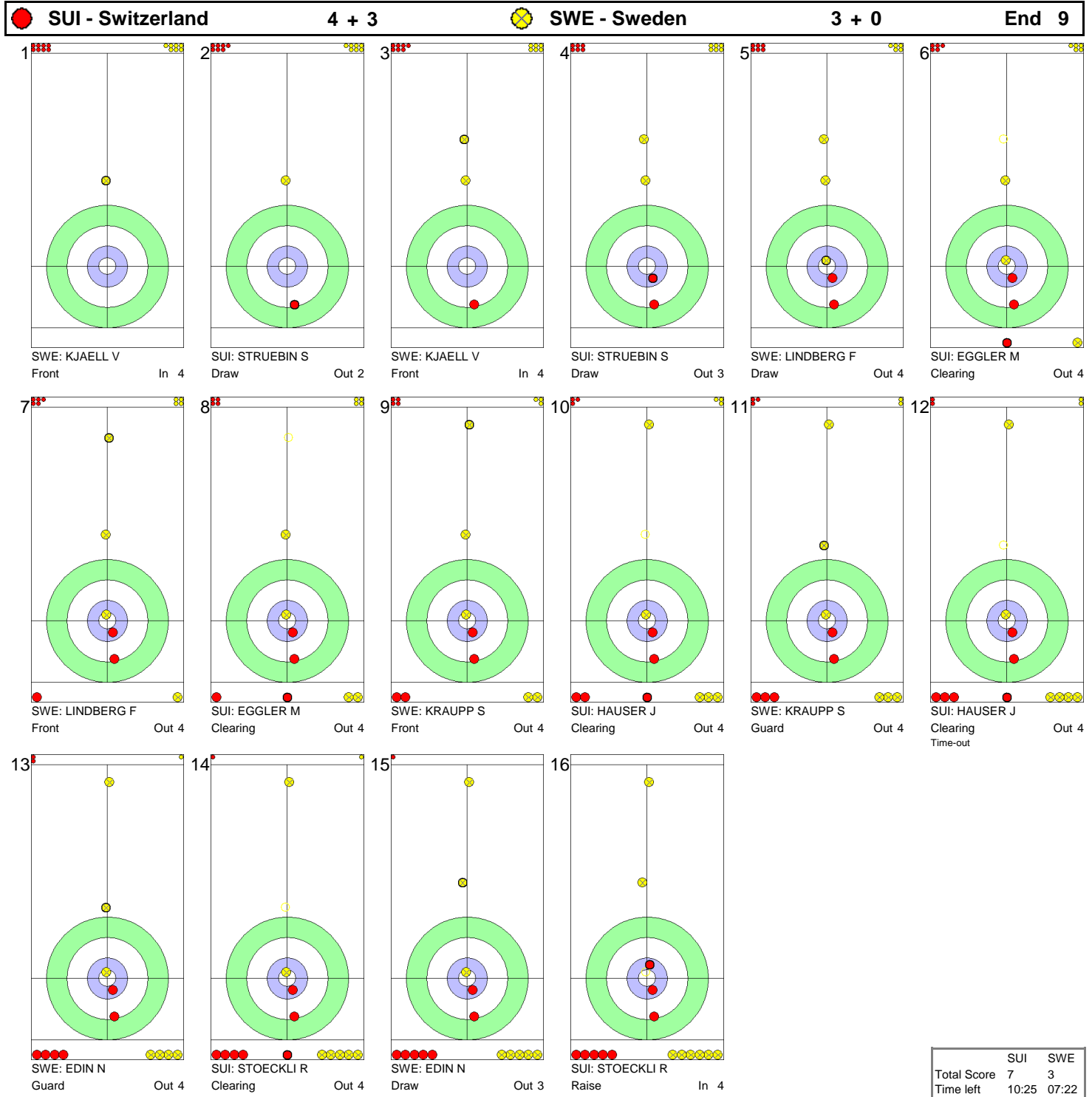
<b>SUI - Switzerland</b>		<b>4 + 0</b>		<b>SWE - Sweden</b>		<b>3 + 0</b>		<b>End 8</b>			
1		2		3		4		5		6	
SWE: KJAELL V Front In 4		SUI: STRUEBIN S Draw In 3		SWE: KJAELL V Front In 4		SUI: STRUEBIN S Raise In 4		SWE: LINDBERG F Draw In 2		SUI: EGGLER M Clearing Out 4	
7		8		9		10		11		12	
SWE: LINDBERG F Draw In 2		SUI: EGGLER M Clearing Out 4		SWE: KRAUPP S Front In 4		SUI: HAUSER J Clearing Out 4		SWE: KRAUPP S Draw In 2		SUI: HAUSER J Clearing Out 4	
13		14		15		16					
SWE: EDIN N Draw Out 4		SUI: STOECKLI R Double Take-out In 4		SWE: EDIN N Take-out Out 2		SUI: STOECKLI R through In X					

	SUI	SWE
Total Score	4	3
Time left	21:50	14:46



## GAME - SHOT BY SHOT / DÉROULEMENT DE LA PARTIE

MON 22 FEB 2010 / LUN 22 FÉV 2010 START TIME / DÉBUT 9:00



	SUI	SWE
Total Score	7	3
Time left	10:25	07:22



GAME - SHOT BY SHOT / DÉROULEMENT DE LA PARTIE

MON 22 FEB 2010 / LUN 22 FÉV 2010 START TIME / DÉBUT 9:00

**SUI - Switzerland** 7 + X **SWE - Sweden** 3 + X **End 10**

1	2	3	4	5	6
<p>SUI: STRUEBIN S through Out X</p>	<p>SWE: KJAELL V Front In 4</p>	<p>SUI: STRUEBIN S through Out X</p>	<p>SWE: KJAELL V Front Out 4</p>	<p>SUI: EGGLER M Clearing Out 4</p>	<p>SWE: LINDBERG F Front In 4</p>
7	8	9	10	11	12
<p>SUI: EGGLER M Clearing Out 4</p>	<p>SWE: LINDBERG F Draw Out 3</p>	<p>SUI: HAUSER J Clearing In 3</p>	<p>SWE: KRAUPP S Draw Out 4</p>	<p>SUI: HAUSER J Take-out In 4</p>	<p>SWE: KRAUPP S Draw Out 4</p>
13					
<p>SUI: STOECKLI R Take-out Out 4</p>					

**NOTES**

Points:  
4 = 100%  
3 = 75%  
2 = 50%  
1 = 25%  
0 = 0%  
X = not considered

Handle:  
In Clockwise  
Out Counter-clockwise

	SUI	SWE
Total Score	7	3
Time left	07:01	03:59



## SESSION RESULTS AND STANDINGS RÉSULTATS DE LA SESSION ET CLASSEMENT

SUN 21 FEB 2010 / DIM 21 FÉV 2010 START TIME / DÉBUT 14:00

Sheet	Round	Team	LSFE	1	2	3	4	5	6	7	8	9	10	Extra	Ends	Total
A	7	USA - United States of America	*	0	1	0	0	0	0	0	1	0	0			2
	7	GBR - Great Britain		0	0	0	0	2	1	0	0	0	1			4
B	7	NOR - Norway	*	2	0	0	2	0	2	0	1	0	0			7
	7	SWE - Sweden		0	3	0	0	1	0	2	0	1	1			8
C	7	SUI - Switzerland		0	1	0	0	0	1	0	2	0	0			4
	7	CAN - Canada	*	2	0	1	0	0	0	2	0	0	1			6
D	7	DEN - Denmark	*	1	0	0	4	1	0	2	0	1	X			9
	7	GER - Germany		0	2	0	0	0	2	0	1	0	X			5

### Standings After Round Robin Session 9

Rank	Team	Games	Wins	Losses
1	CAN - Canada	7	7	0
2	NOR - Norway	7	5	2
3	GBR - Great Britain	7	4	3
3	SUI - Switzerland	7	4	3
3	SWE - Sweden	7	4	3
6	GER - Germany	7	3	4
7	FRA - France	6	2	4
8	DEN - Denmark	7	2	5
8	USA - United States of America	7	2	5
10	CHN - People's Republic of China	6	1	5

#### LEGEND

LSFE (\*) Last stone first end



## SESSION REVIEW / SYNTHÈSE DE LA SESSION

SUN 21 FEB 2010 / DIM 21 FÉV 2010 START TIME / DÉBUT 14:00

### Men: Session 9 - GBR 4-2 USA, SWE 8-7 NOR, CAN 6-4 SUI, DEN 9-5 GER

VANCOUVER, Feb 21 - Unbeaten Canada secured an unspectacular but convincing win over fellow medal contender Switzerland in Round Robin Session 9 of the Men's Curling tournament at the Vancouver Olympic Centre on Sunday.

It puts them two games clear of Norway (5-2) at the top of the standings.

In other matches, Sweden upset Norway; Great Britain defeated the United States; and Denmark surprised Germany.

The Canada-Switzerland game on Sheet C started slowly. Canada had a 3-1 lead at the break. Skip Kevin MARTIN's (CAN) side took control of the match with a deuce in the seventh set up by Swiss skip Ralph STOECKLI's (SUI) overthrow on a hit and roll.

In the eighth, STOECKLI drew to the eight-foot for a deuce.

But the home rink still had the lead and the hammer going into the ninth. They blanked to take it into the 10th, where MARTIN drew to the button around cover for a single and the 6-4 Canada win.

Canada, 7-0, faces USA and China in its final two Round Robin games. The 4-3 Swiss next play Sweden and France.

Sheet B's Norway-Sweden contest was defined by a remarkably high calibre of play until the final, decisive end.

Norway opened the scoring with a deuce but Sweden took a 3-2 lead in the second on a perfectly executed hit and stay in the four-foot by skip Niklas EDIN (SWE).

Norway gained a 6-4 advantage with two in the sixth, but Sweden struck right back with two of its own.

The teams went to the 10th end tied with Norway holding the hammer. EDIN drew his second stone onto the button, just above another Swedish rock in the back four-foot, to lie two behind cover. Norway skip Thomas ULSRUD (NOR) - so far the tournament's statistically best fourth - was heavy with his tap-back, and EDIN's shot rock jammed on the one behind it, never completely leaving the button.

The misplay gave Sweden a steal of one and an 8-7 victory.

Sweden's narrow escape keeps them in the medal hunt, at 4-3. Norway is 5-2.

USA, riding a two-game winning streak, changed its line-up again for its Sheet A match against Great Britain, bringing in alternate Chris PLYS (USA) at lead. Entry-list third Jason SMITH (USA), the key to the USA's recent success, continued to throw fourth and skip John SHUSTER (USA) third.

The game, a low scoring affair, went to the break with Great Britain leading 2-1. The key end was the sixth. British skip David MURDOCH (GBR) rubbed a guard with his last stone and SMITH had a draw to the four-foot for two. But his throw was heavy, and he inadvertently removed his own counter in the back eight-foot to give Great Britain a steal of one and a 3-1 lead.

MURDOCH and his side emphasised defence over the ensuing ends. They allowed a USA single in the eighth to take back the hammer, blanked the ninth, and in the 10th drew for one to make the final 4-2.

Great Britain sits alongside Switzerland and Sweden at 4-3. The United States is at 2-5.





Germany went into its Sheet D game against Denmark buoyed by a 9-4 Saturday win against France.

Altering their line-up, they played alternate Daniel HERBERG (GER) at third, third Andy LANG (GER) at second, and second Holger HOEHNE (GER) at lead, sitting out lead Andreas KEMPF (GER). The Danish started alternate Mikkel POULSEN (DEN) at second in place of Bo JENSEN (DEN).

Germany led 2-1 after three. After two flawed takeout attempts by German skip Andy KAPP (GER) in the fourth, Danish fourth Johnny FREDERIKSEN (DEN) drew to the eight-foot for four and a 5-2 Denmark lead.

The Danes never looked back. A pair in the seventh put them up 8-4 and a single in the ninth earned a German concession. The final was 9-5.

The Danes, at 2-5, are tied with the USA. Germany is 3-4.



## GAME RESULTS / RÉSULTATS DE LA PARTIE

SUN 21 FEB 2010 / DIM 21 FÉV 2010 START TIME / DÉBUT 14:00

Sheet	Round	Team	LSFE	1	2	3	4	5	6	7	8	9	10	Extra	Ends	Total
A	7	USA - United States of America	*	0	1	0	0	0	0	0	1	0	0			2
	7	GBR - Great Britain		0	0	0	0	2	1	0	0	0	1			4

USA - United States of America		Game	All
4	SMITH Jason	75 %	78 %
3 S	SHUSTER John	70 %	72 %
2	ISAACSON Jeff	74 %	77 %
1	PLYS Chris	85 %	76 %
A	BENTON John	- %	79 %
Team Total		76 %	77 %

GBR - Great Britain		Game	All
4 S	MURDOCH David	85 %	79 %
3	MACDONALD Ewan	85 %	79 %
2	SMITH Pete	85 %	77 %
1	BYERS Euan	94 %	85 %
A	CONNAL Graeme	- %	- %
Team Total		87 %	80 %

Time remaining: 6 minutes 57 seconds

Last Stone Draw: 7.3 cm

Time-out: end 9, USA-8

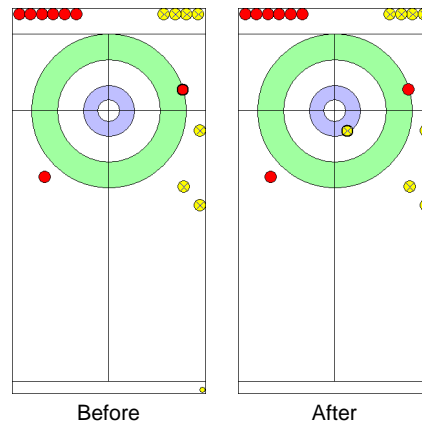
Time remaining: 8 minutes 9 seconds

Last Stone Draw: 56.2 cm

Time-out: end 10, GBR-7

### Most Important Shot:

British skip MURDOCH D made an excellent Draw to the four-foot to out-count the U.S. stone in the twelve-foot. This completed an end where the British team kept the house wide open with some great Soft Wicks by British Lead BYERS E.



End: 10  
Team: GBR  
Player: MURDOCH D  
Stone: Fourth, 2nd stone  
Task: Draw  
Handle: In-turn  
Points: 100%

● : USA  
● : GBR

### NOTES

Team position and functions are attached to each team member's name as follows:  
4 = Fourth, 3 = Third, 2 = Second, 1 = Lead, A = Alternate, S = Skip

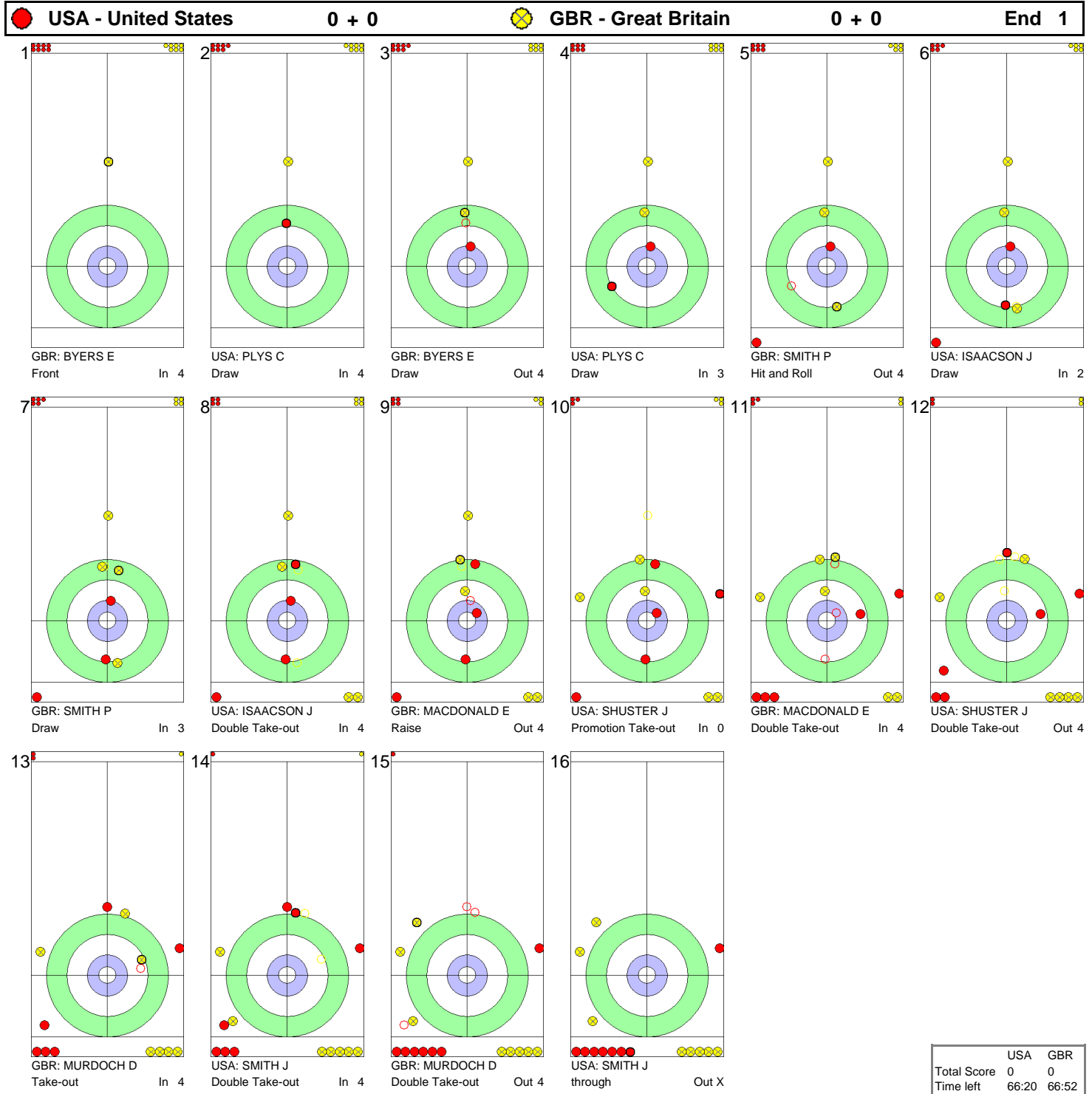
### LEGEND

LSFE (\*) Last stone first end



GAME - SHOT BY SHOT / DÉROULEMENT DE LA PARTIE

SUN 21 FEB 2010 / DIM 21 FÉV 2010 START TIME / DÉBUT 14:00



	USA	GBR
Total Score	0	0
Time left	66:20	66:52



GAME - SHOT BY SHOT / DÉROULEMENT DE LA PARTIE

SUN 21 FEB 2010 / DIM 21 FÉV 2010 START TIME / DÉBUT 14:00



	USA	GBR
Total Score	1	0
Time left	59:51	60:08



GAME - SHOT BY SHOT / DÉROULEMENT DE LA PARTIE

SUN 21 FEB 2010 / DIM 21 FÉV 2010 START TIME / DÉBUT 14:00

**USA - United States** 1 + 0 **GBR - Great Britain** 0 + 0 **End 3**



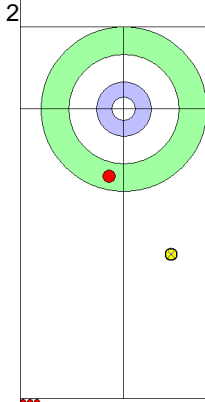
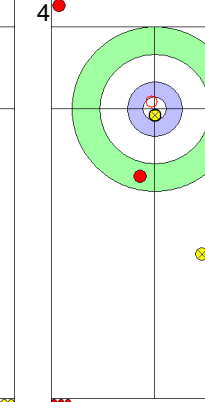
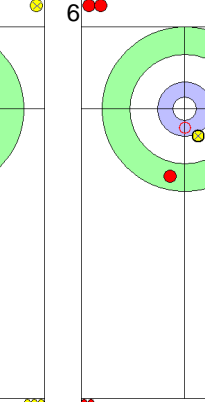
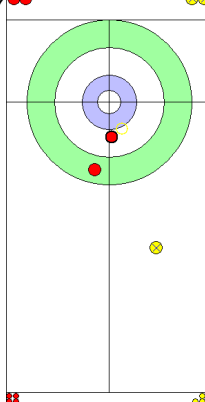
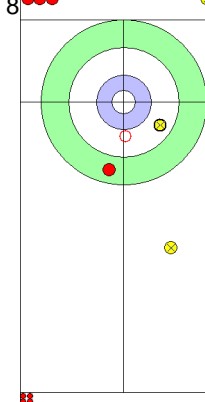
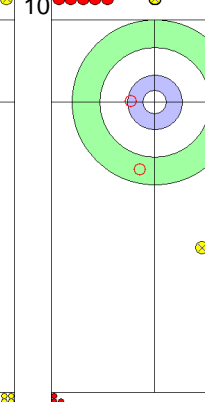
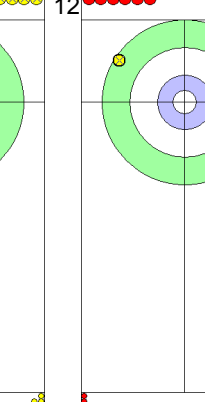
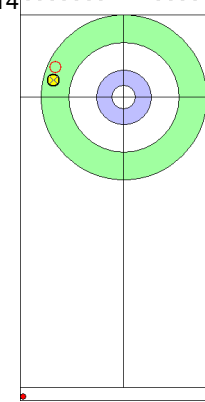
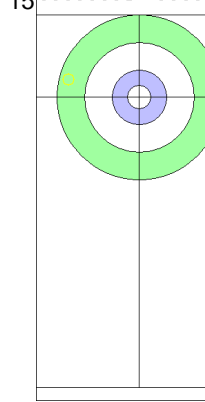


	USA	GBR
Total Score	1	0
Time left	54:41	54:15



GAME - SHOT BY SHOT / DÉROULEMENT DE LA PARTIE

SUN 21 FEB 2010 / DIM 21 FÉV 2010 START TIME / DÉBUT 14:00

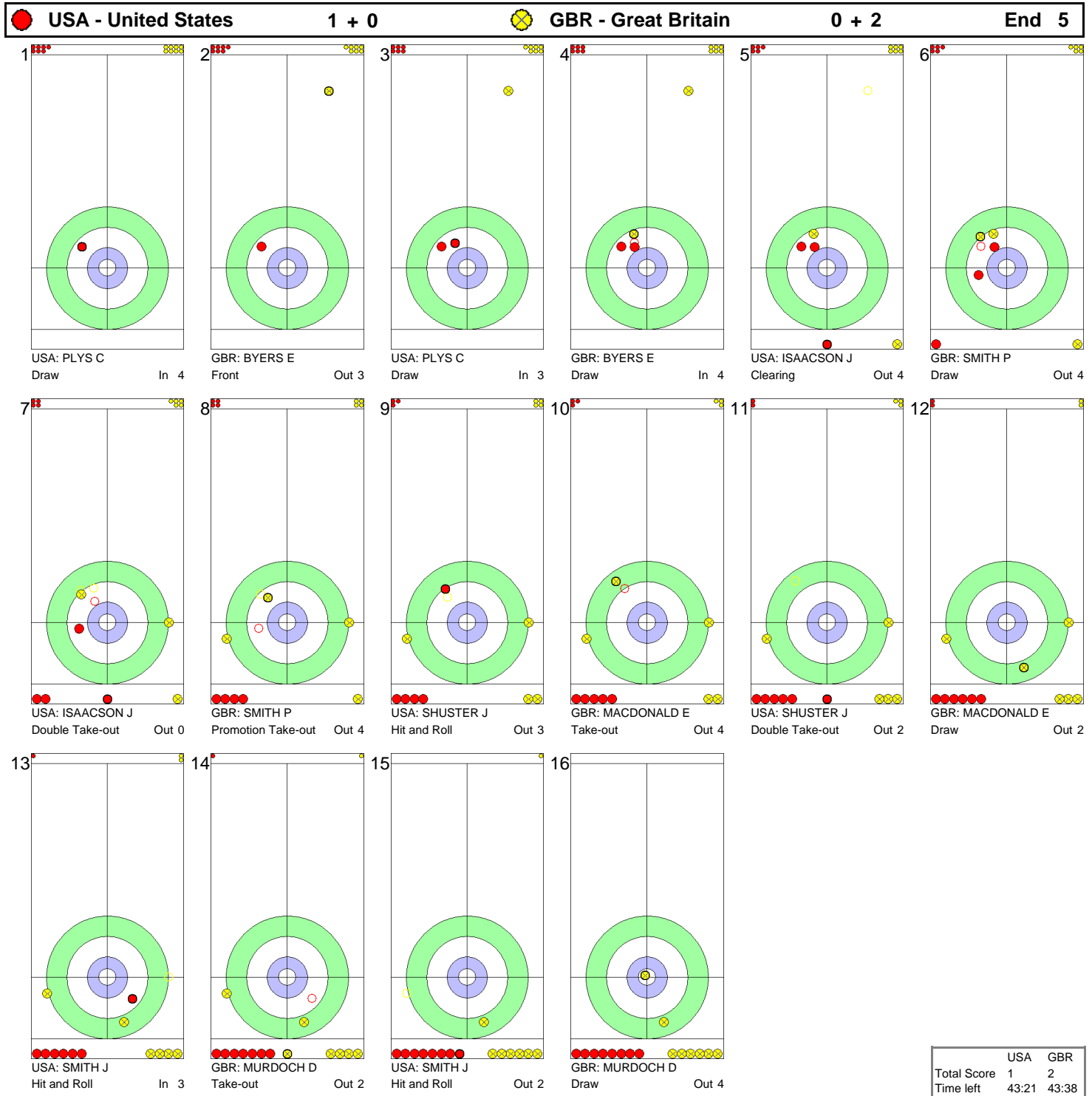
 <b>USA - United States</b>		<b>1 + 0</b>		 <b>GBR - Great Britain</b>		<b>0 + 0</b>		<b>End 4</b>			
1		2		3		4		5		6	
USA: PLYS C Draw		GBR: BYERS E Front		USA: PLYS C Draw		GBR: BYERS E Take-out		USA: ISAACSON J Take-out		GBR: SMITH P Hit and Roll	
Out 4		In 4		Out 3		Out 4		Out 4		Out 3	
7		8		9		10		11		12	
USA: ISAACSON J Hit and Roll		GBR: SMITH P Hit and Roll		USA: SHUSTER J Hit and Roll		GBR: MACDONALD E Double Take-out		USA: SHUSTER J Clearing		GBR: MACDONALD E Draw	
Out 3		Out 3		In 4		In 4		In 4		Out 2	
13		14		15		16					
USA: SMITH J Take-out		GBR: MURDOCH D Take-out		USA: SMITH J Take-out		GBR: MURDOCH D through					
In 4		In 4		In 2		Out X					

	USA	GBR
Total Score	1	0
Time left	49:14	49:58



GAME - SHOT BY SHOT / DÉROULEMENT DE LA PARTIE

SUN 21 FEB 2010 / DIM 21 FÉV 2010 START TIME / DÉBUT 14:00

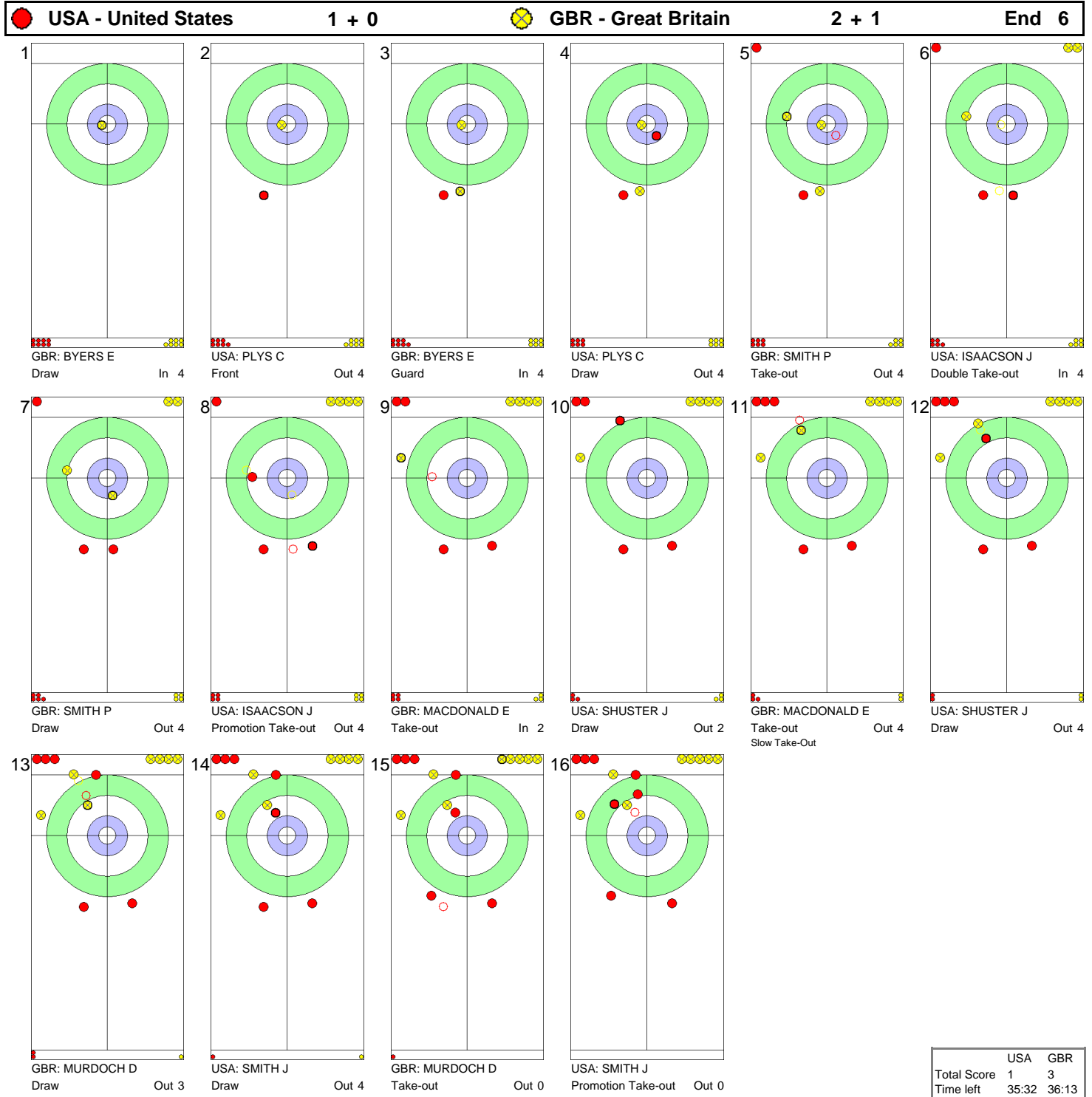


	USA	GBR
Total Score	1	2
Time left	43:21	43:38



## GAME - SHOT BY SHOT / DÉROULEMENT DE LA PARTIE

SUN 21 FEB 2010 / DIM 21 FÉV 2010 START TIME / DÉBUT 14:00



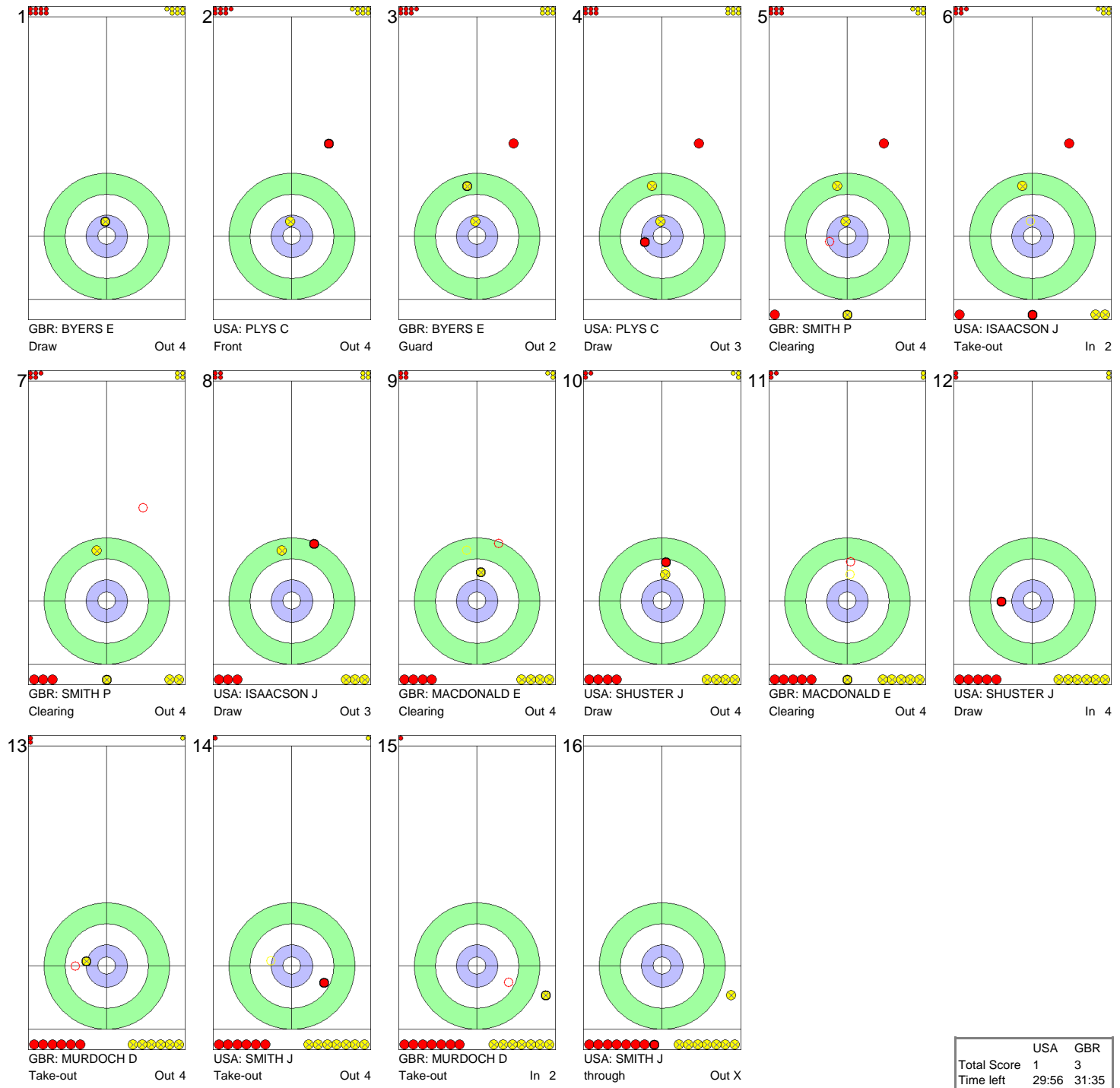




GAME - SHOT BY SHOT / DÉROULEMENT DE LA PARTIE

SUN 21 FEB 2010 / DIM 21 FÉV 2010 START TIME / DÉBUT 14:00

**USA - United States 1 + 0**      **GBR - Great Britain 3 + 0**      **End 7**

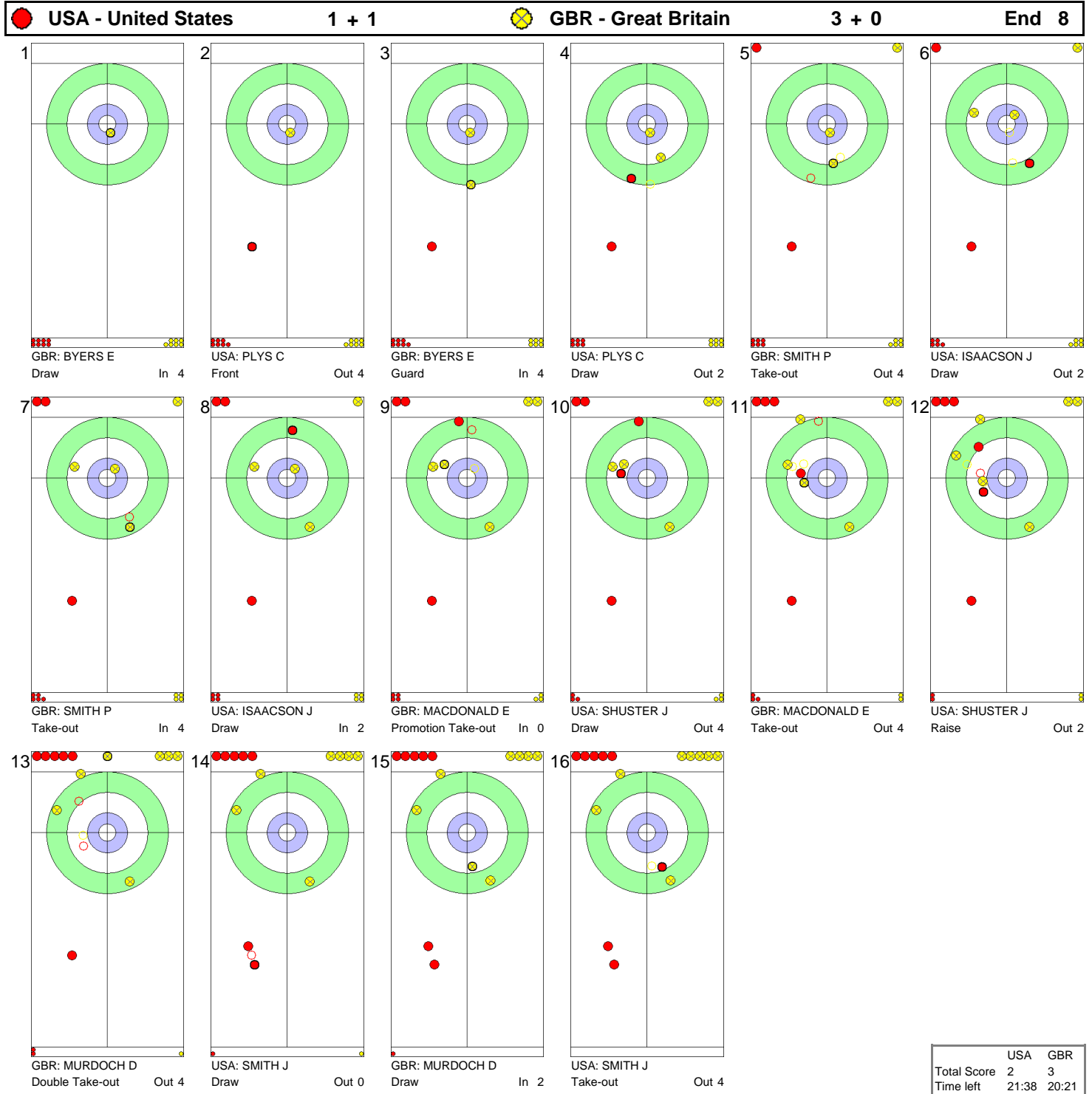


	USA	GBR
Total Score	1	3
Time left	29:56	31:35



GAME - SHOT BY SHOT / DÉROULEMENT DE LA PARTIE

SUN 21 FEB 2010 / DIM 21 FÉV 2010 START TIME / DÉBUT 14:00



	USA	GBR
Total Score	2	3
Time left	21:38	20:21



GAME - SHOT BY SHOT / DÉROULEMENT DE LA PARTIE

SUN 21 FEB 2010 / DIM 21 FÉV 2010 START TIME / DÉBUT 14:00

**USA - United States** 2 + 0 **GBR - Great Britain** 3 + 0 **End 9**



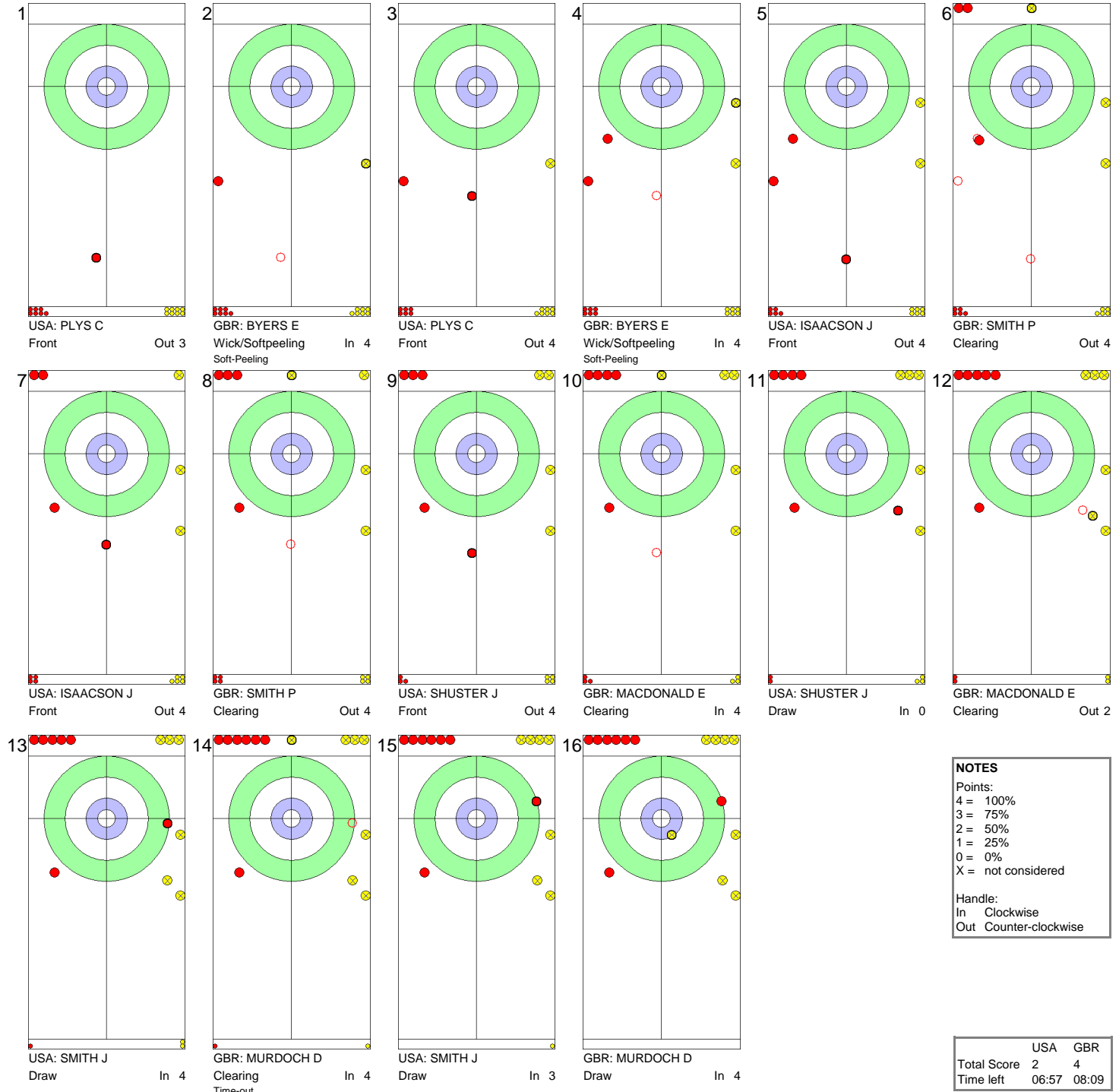
	USA	GBR
Total Score	2	3
Time left	14:54	14:42



GAME - SHOT BY SHOT / DÉROULEMENT DE LA PARTIE

SUN 21 FEB 2010 / DIM 21 FÉV 2010 START TIME / DÉBUT 14:00

**USA - United States** 2 + 0 **GBR - Great Britain** 3 + 1 **End 10**



**NOTES**  
Points:  
4 = 100%  
3 = 75%  
2 = 50%  
1 = 25%  
0 = 0%  
X = not considered  
  
Handle:  
In Clockwise  
Out Counter-clockwise

	USA	GBR
Total Score	2	4
Time left	06:57	08:09



## GAME RESULTS / RÉSULTATS DE LA PARTIE

SUN 21 FEB 2010 / DIM 21 FÉV 2010 START TIME / DÉBUT 14:00

Sheet	Round	Team	LSFE	1	2	3	4	5	6	7	8	9	10	Extra	Ends	Total
B	7	NOR - Norway	*	2	0	0	2	0	2	0	1	0	0			7
	7	SWE - Sweden		0	3	0	0	1	0	2	0	1	1			8

NOR - Norway		Game	All
4 S	ULSRUD Thomas	90 %	86 %
3	NERGAARD Torger	91 %	78 %
2	SVAE Christoffer	89 %	85 %
1	PETERSSON Haavard Vad	88 %	85 %
A	LOEVOLD Thomas	- %	- %
Team Total		89 %	84 %

SWE - Sweden		Game	All
4 S	EDIN Niklas	89 %	81 %
3	KRAUPP Sebastian	90 %	82 %
2	LINDBERG Fredrik	94 %	85 %
1	KJAELL Viktor	81 %	84 %
A	ERIKSSON Oskar	- %	- %
Team Total		88 %	83 %

Time remaining: 1 minute 51 seconds

Last Stone Draw: 9.2 cm

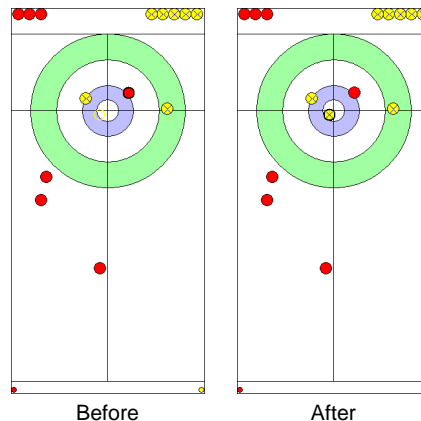
Time remaining: 0 minutes 45 seconds

Last Stone Draw: 19.5 cm

Time-out: end 8, SWE-4; end 10, SWE-8

### Most Important Shot:

Swedish Skip EDIN N drew his last stone to the button around a Guard to lie 2 behind cover, leaving a difficult Tap-back for Norway. Norwegian Skip ULSRUD T was little heavy and rolled away, leaving Sweden to score one for the win.



End: 10  
Team: SWE  
Player: EDIN N  
Stone: Fourth, 2nd stone  
Task: Draw  
Handle: Out-turn  
Points: 100%

● : NOR  
● : SWE

### NOTES

Team position and functions are attached to each team member's name as follows:  
4 = Fourth, 3 = Third, 2 = Second, 1 = Lead, A = Alternate, S = Skip

### LEGEND

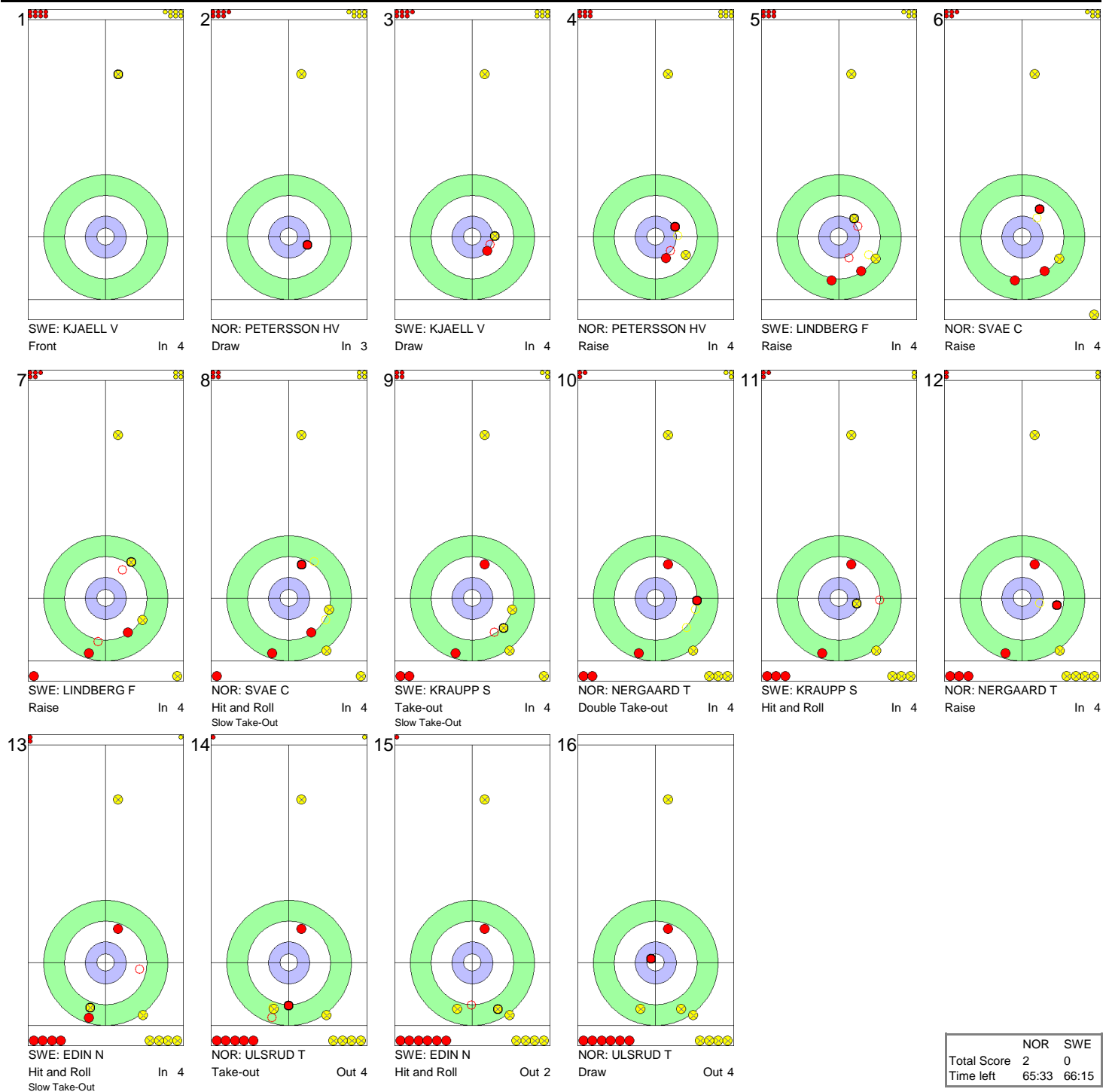
LSFE (\*) Last stone first end



GAME - SHOT BY SHOT / DÉROULEMENT DE LA PARTIE

SUN 21 FEB 2010 / DIM 21 FÉV 2010 START TIME / DÉBUT 14:00

**NOR - Norway** 0 + 2 **SWE - Sweden** 0 + 0 **End 1**



	NOR	SWE
Total Score	2	0
Time left	65:33	66:15



GAME - SHOT BY SHOT / DÉROULEMENT DE LA PARTIE

SUN 21 FEB 2010 / DIM 21 FÉV 2010 START TIME / DÉBUT 14:00

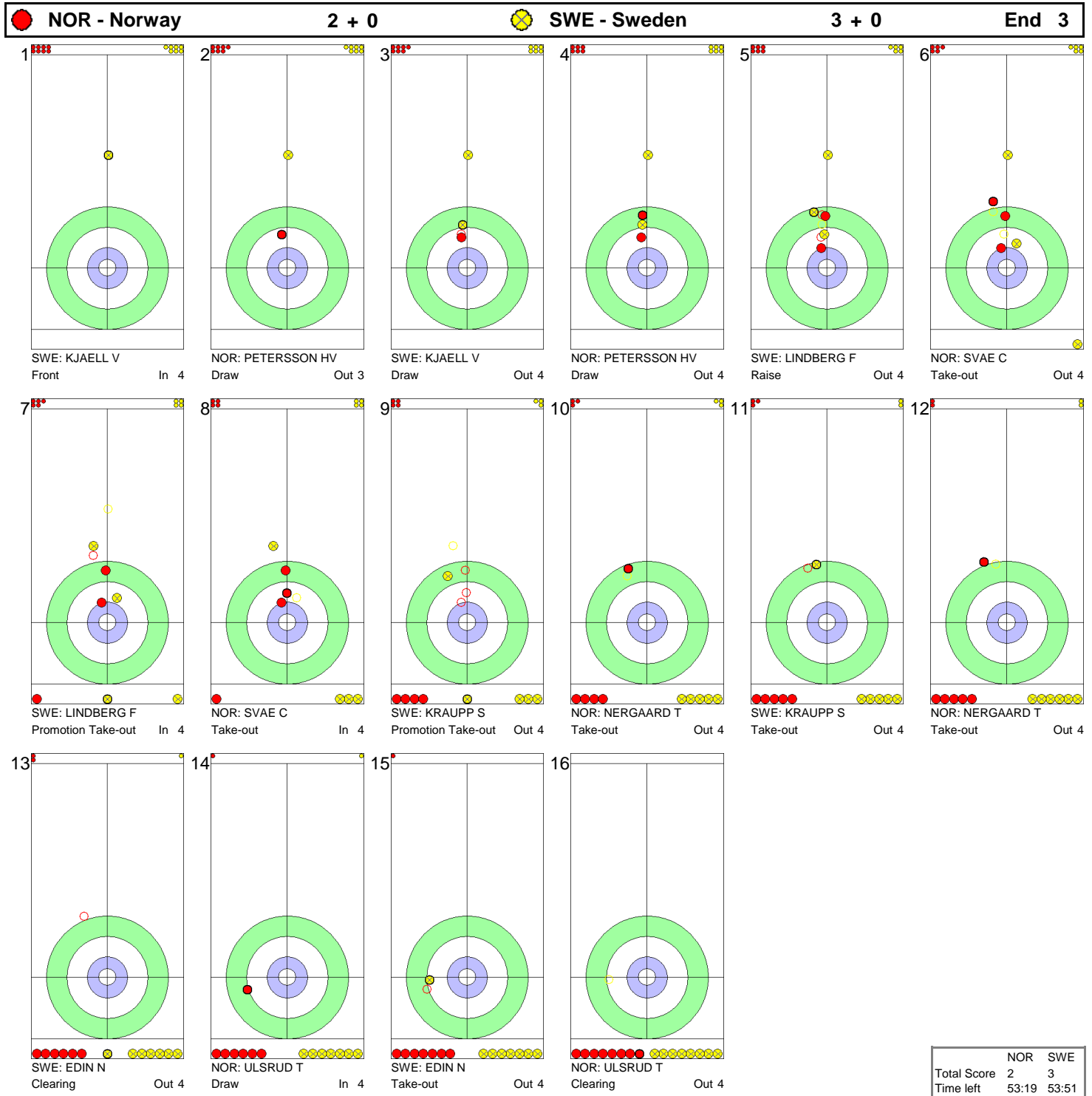


	NOR	SWE
Total Score	2	3
Time left	58:19	59:13



GAME - SHOT BY SHOT / DÉROULEMENT DE LA PARTIE

SUN 21 FEB 2010 / DIM 21 FÉV 2010 START TIME / DÉBUT 14:00

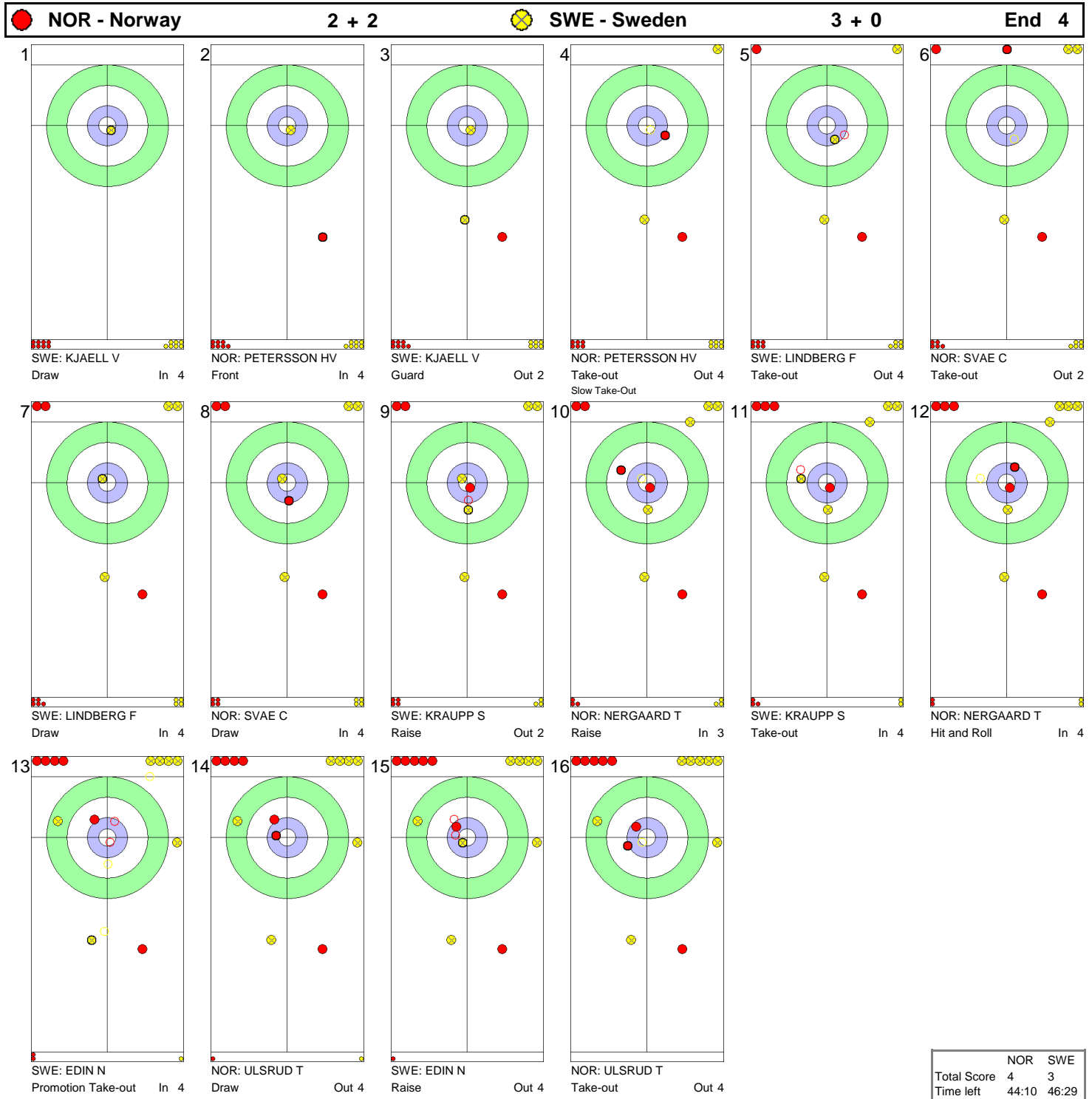






## GAME - SHOT BY SHOT / DÉROULEMENT DE LA PARTIE

SUN 21 FEB 2010 / DIM 21 FÉV 2010 START TIME / DÉBUT 14:00





GAME - SHOT BY SHOT / DÉROULEMENT DE LA PARTIE

SUN 21 FEB 2010 / DIM 21 FÉV 2010 START TIME / DÉBUT 14:00

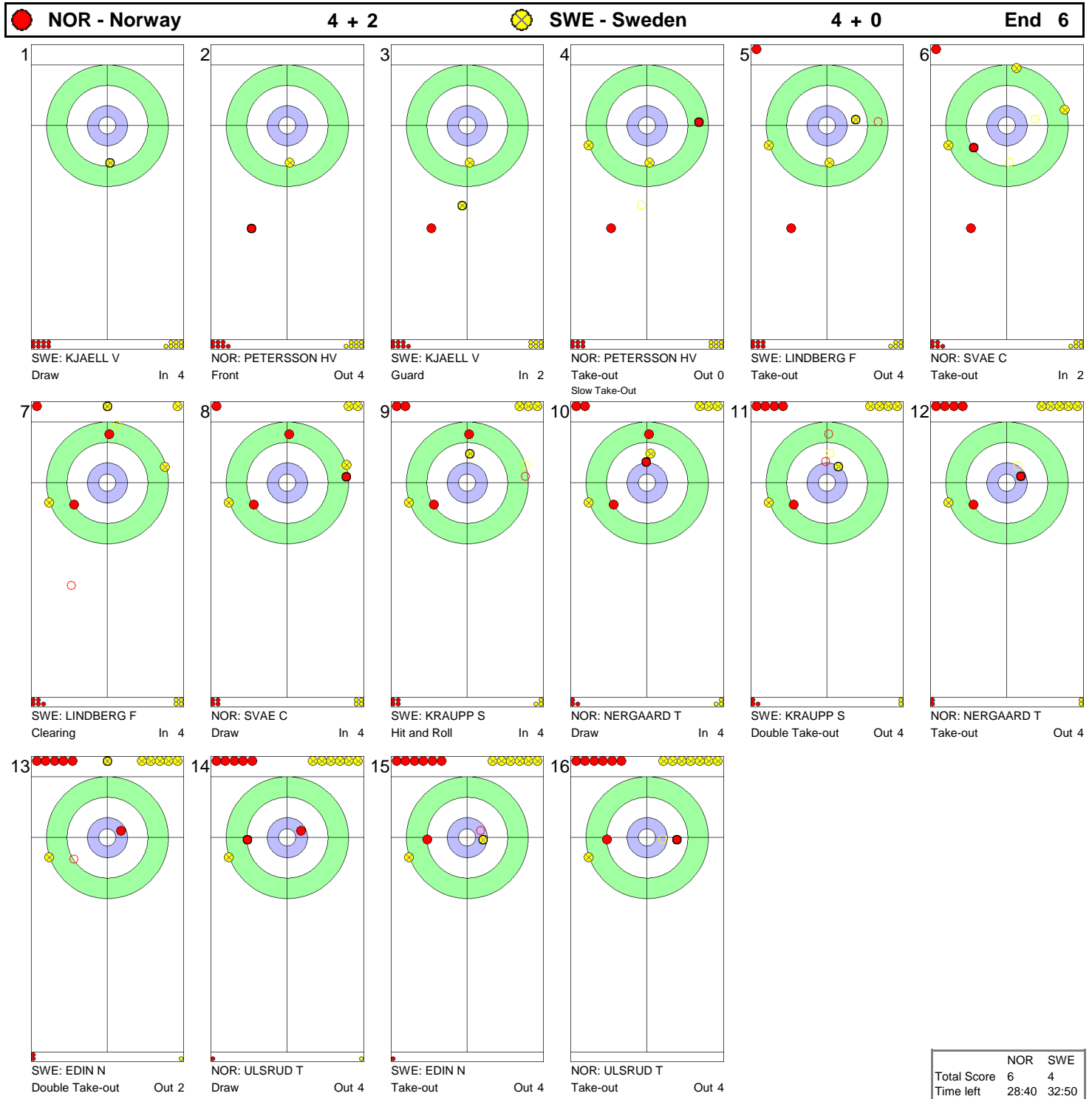
**NOR - Norway** 4 + 0 **SWE - Sweden** 3 + 1 **End 5**





GAME - SHOT BY SHOT / DÉROULEMENT DE LA PARTIE

SUN 21 FEB 2010 / DIM 21 FÉV 2010 START TIME / DÉBUT 14:00

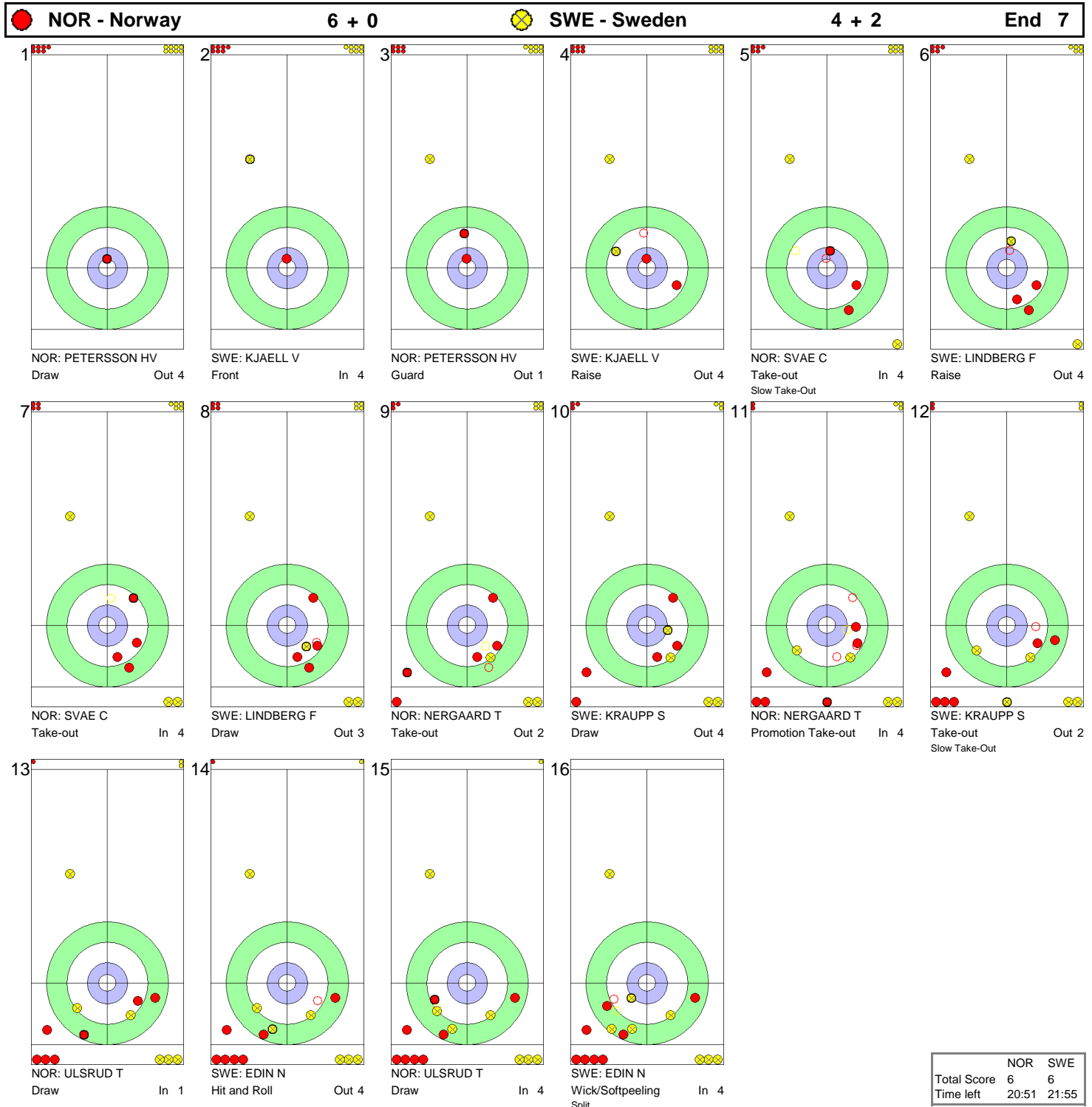


	NOR	SWE
Total Score	6	4
Time left	28:40	32:50



## GAME - SHOT BY SHOT / DÉROULEMENT DE LA PARTIE

SUN 21 FEB 2010 / DIM 21 FÉV 2010 START TIME / DÉBUT 14:00





GAME - SHOT BY SHOT / DÉROULEMENT DE LA PARTIE

SUN 21 FEB 2010 / DIM 21 FÉV 2010 START TIME / DÉBUT 14:00

**NOR - Norway** 6 + 1 **SWE - Sweden** 6 + 0 **End 8**

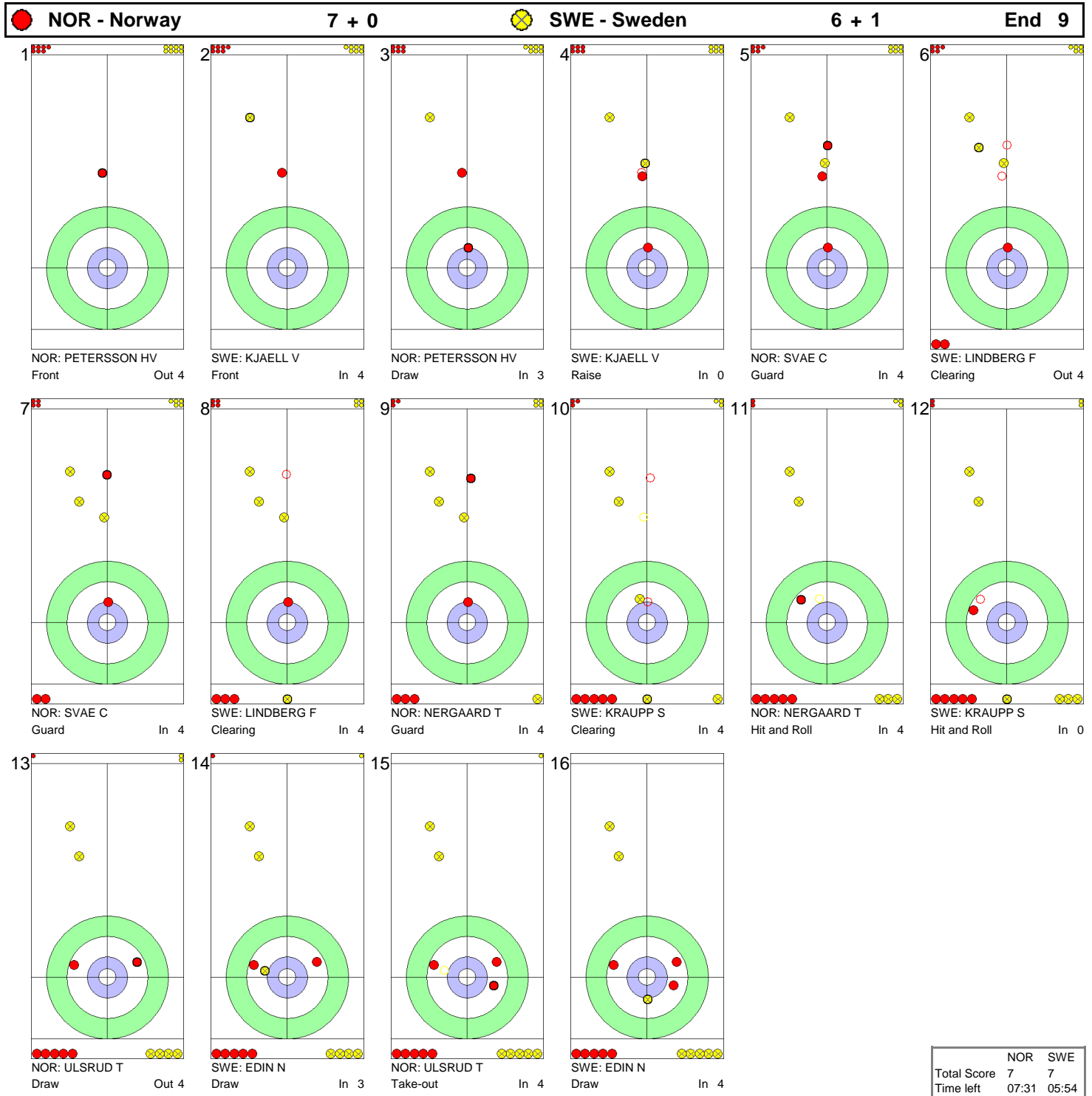


	NOR	SWE
Total Score	7	6
Time left	14:01	14:05



GAME - SHOT BY SHOT / DÉROULEMENT DE LA PARTIE

SUN 21 FEB 2010 / DIM 21 FÉV 2010 START TIME / DÉBUT 14:00



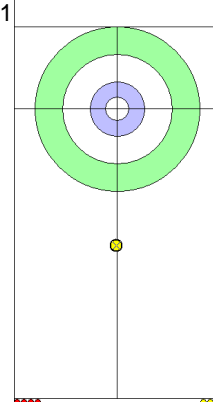
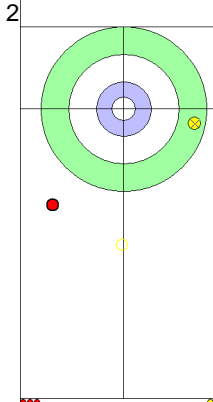
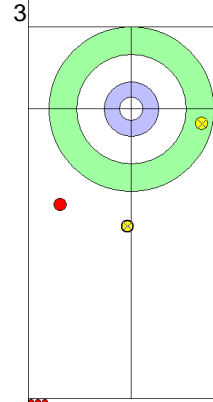
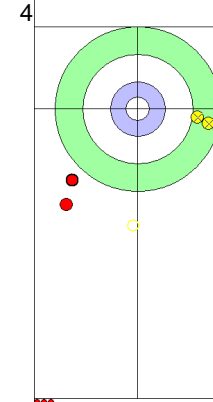
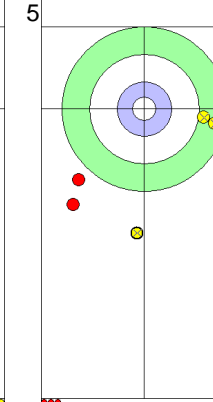
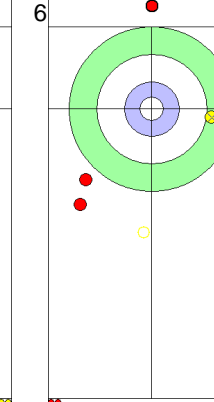
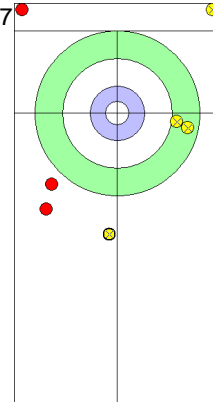
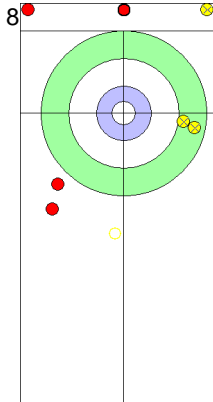
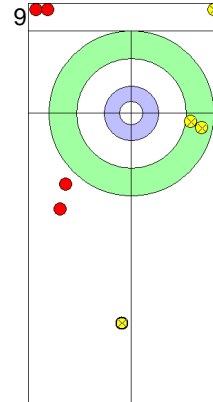
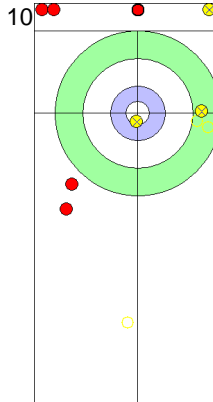
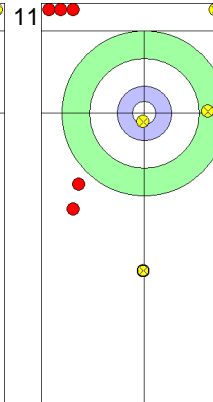
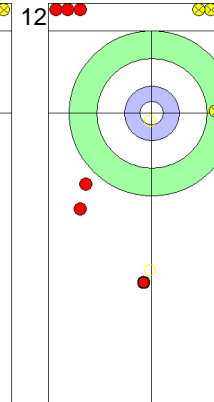
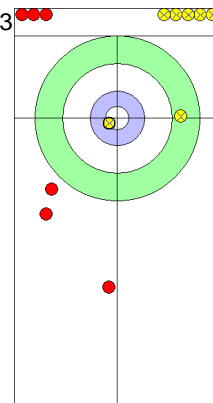
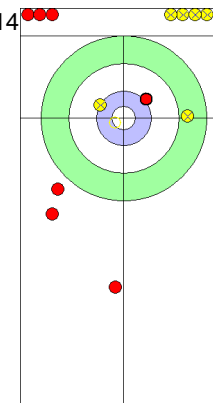
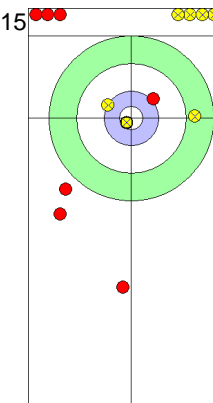
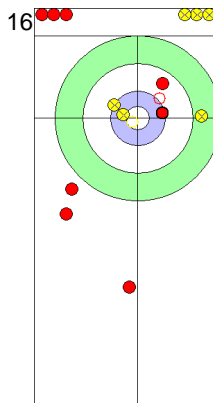
	NOR	SWE
Total Score	7	7
Time left	07:31	05:54



GAME - SHOT BY SHOT / DÉROULEMENT DE LA PARTIE

SUN 21 FEB 2010 / DIM 21 FÉV 2010 START TIME / DÉBUT 14:00

**NOR - Norway** 7 + 0 **SWE - Sweden** 7 + 1 **End 10**

1	2	3	4	5	6
 <p>SWE: KJAELL V Front In 4</p>	 <p>NOR: PETERSSON HV Wick/Softpeeling Out 4</p>	 <p>SWE: KJAELL V Front In 4</p>	 <p>NOR: PETERSSON HV Wick/Softpeeling Out 4</p>	 <p>SWE: LINDBERG F Front In 4</p>	 <p>NOR: SVAE C Clearing Out 4</p>
7	8	9	10	11	12
 <p>SWE: LINDBERG F Front In 4</p>	 <p>NOR: SVAE C Clearing Out 4</p>	 <p>SWE: KRAUPP S Front In 4</p>	 <p>NOR: NERGAARD T Clearing In 3</p>	 <p>SWE: KRAUPP S Guard In 4</p>	 <p>NOR: NERGAARD T Double Take-out In 4</p>
13	14	15	16		
 <p>SWE: EDIN N Draw Out 4</p>	 <p>NOR: ULSRUD T Raise Out 3</p>	 <p>SWE: EDIN N Draw Out 4</p>	 <p>NOR: ULSRUD T Raise Out 0</p>		

**NOTES**

Points:  
4 = 100%  
3 = 75%  
2 = 50%  
1 = 25%  
0 = 0%  
X = not considered

Handle:  
In Clockwise  
Out Counter-clockwise

	NOR	SWE
Total Score	7	8
Time left	01:51	00:45



## GAME RESULTS / RÉSULTATS DE LA PARTIE

SUN 21 FEB 2010 / DIM 21 FÉV 2010 START TIME / DÉBUT 14:00

Sheet	Round	Team	LSFE	1	2	3	4	5	6	7	8	9	10	Extra	Ends	Total
C	7	SUI - Switzerland		0	1	0	0	0	1	0	2	0	0			4
	7	CAN - Canada	*	2	0	1	0	0	0	2	0	0	1			6

SUI - Switzerland		Game	All
4	STOECKLI Ralph	85 %	75 %
3	HAUSER Jan	76 %	81 %
2 S	EGGLER Markus	74 %	82 %
1	STRUEBIN Simon	75 %	82 %
A	MUELLER Toni	- %	- %
Team Total		78 %	80 %

CAN - Canada		Game	All
4 S	MARTIN Kevin	94 %	86 %
3	MORRIS John	90 %	84 %
2	KENNEDY Marc	85 %	83 %
1	HEBERT Ben	94 %	86 %
A	ENRIGHT Adam	- %	81 %
Team Total		91 %	85 %

Time remaining: 3 minutes 37 seconds

Last Stone Draw: 121.2 cm

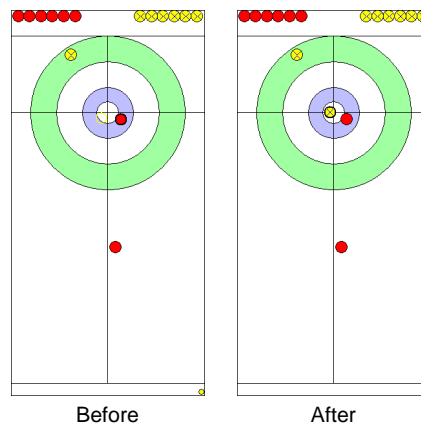
Time-out: end 9, SUI-5; end 10, SUI-7

Time remaining: 9 minutes 22 seconds

Last Stone Draw: 1.2 cm

### Most Important Shot:

Canadian Skip MARTIN K executes a perfect Draw to the button, after the Swiss Fourth STOECKLI R made a difficult Hit and Roll to the four foot to bury behind his Guard.



End: 10  
Team: CAN  
Player: MARTIN K  
Stone: Fourth, 2nd stone  
Task: Draw  
Handle: In-turn  
Points: 100%

● : SUI  
● : CAN

### NOTES

Team position and functions are attached to each team member's name as follows:  
4 = Fourth, 3 = Third, 2 = Second, 1 = Lead, A = Alternate, S = Skip

### LEGEND

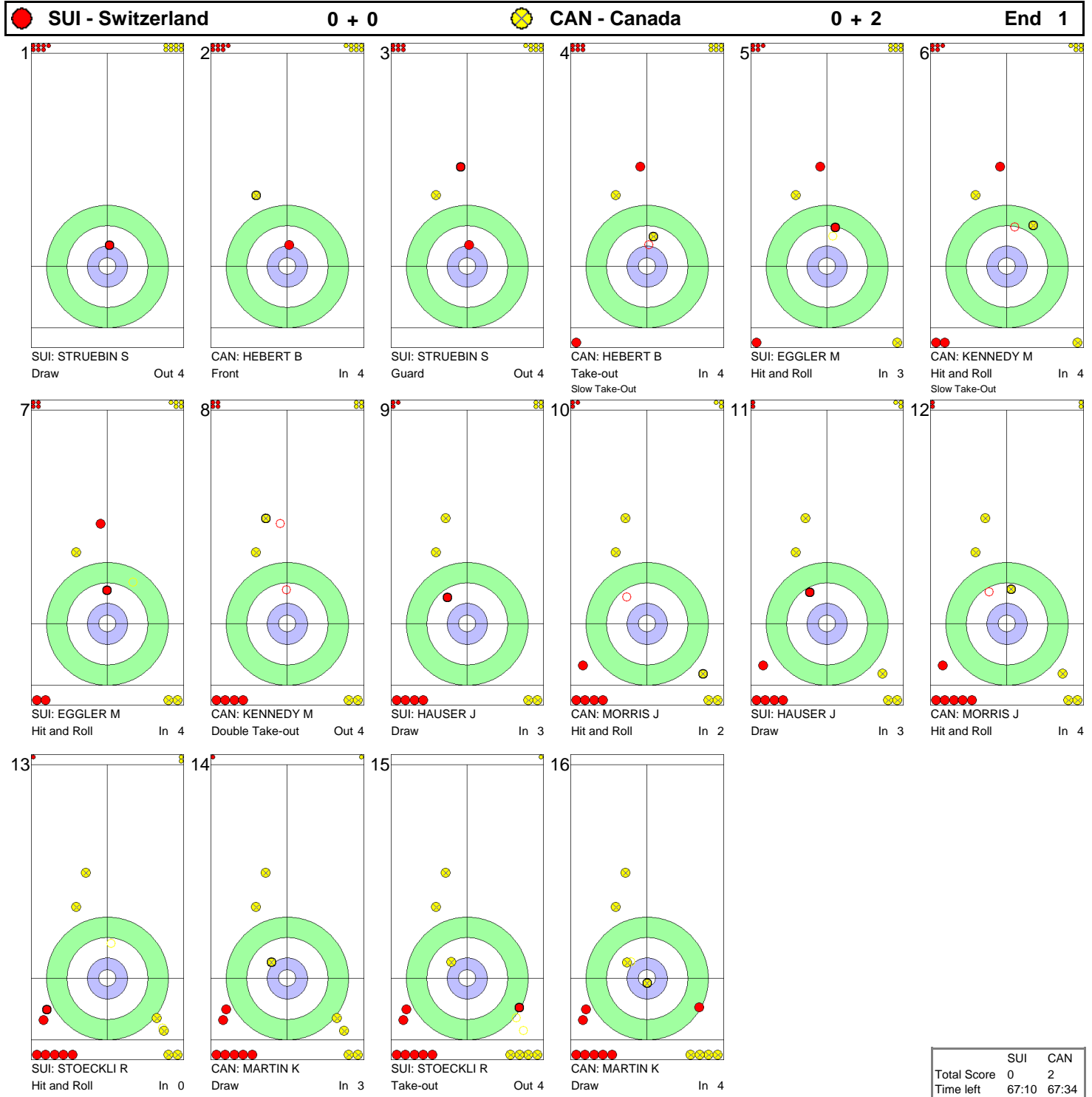
LSFE (\*) Last stone first end





## GAME - SHOT BY SHOT / DÉROULEMENT DE LA PARTIE

SUN 21 FEB 2010 / DIM 21 FÉV 2010 START TIME / DÉBUT 14:00





## GAME - SHOT BY SHOT / DÉROULEMENT DE LA PARTIE

SUN 21 FEB 2010 / DIM 21 FÉV 2010 START TIME / DÉBUT 14:00

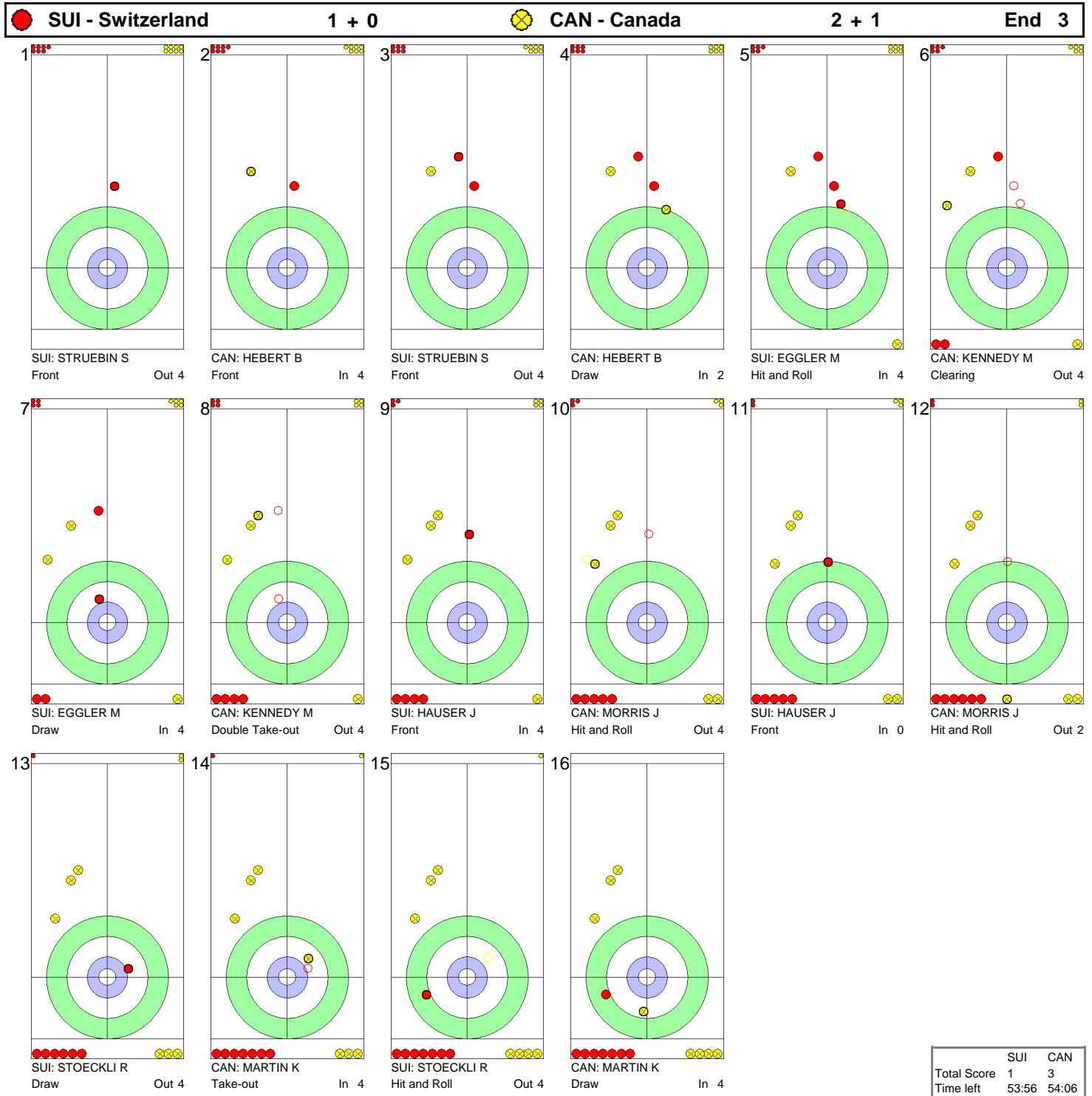


	SUI	CAN
Total Score	1	2
Time left	60:25	60:07



## GAME - SHOT BY SHOT / DÉROULEMENT DE LA PARTIE

SUN 21 FEB 2010 / DIM 21 FÉV 2010 START TIME / DÉBUT 14:00





## GAME - SHOT BY SHOT / DÉROULEMENT DE LA PARTIE

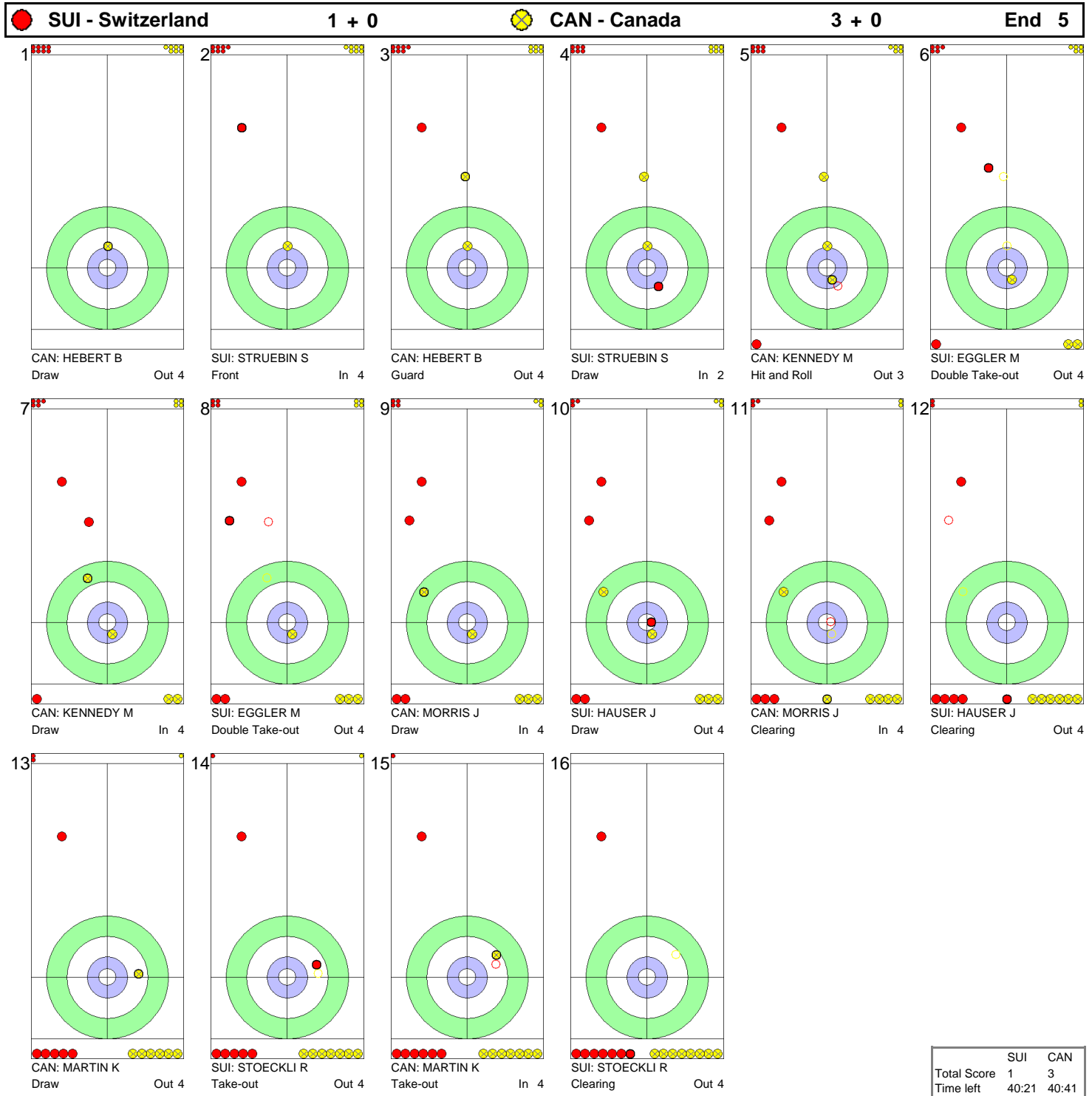
SUN 21 FEB 2010 / DIM 21 FÉV 2010 START TIME / DÉBUT 14:00





GAME - SHOT BY SHOT / DÉROULEMENT DE LA PARTIE

SUN 21 FEB 2010 / DIM 21 FÉV 2010 START TIME / DÉBUT 14:00



	SUI	CAN
Total Score	1	3
Time left	40:21	40:41



GAME - SHOT BY SHOT / DÉROULEMENT DE LA PARTIE

SUN 21 FEB 2010 / DIM 21 FÉV 2010 START TIME / DÉBUT 14:00

● **SUI - Switzerland**      1 + 1      
 ● **CAN - Canada**      3 + 0      **End 6**

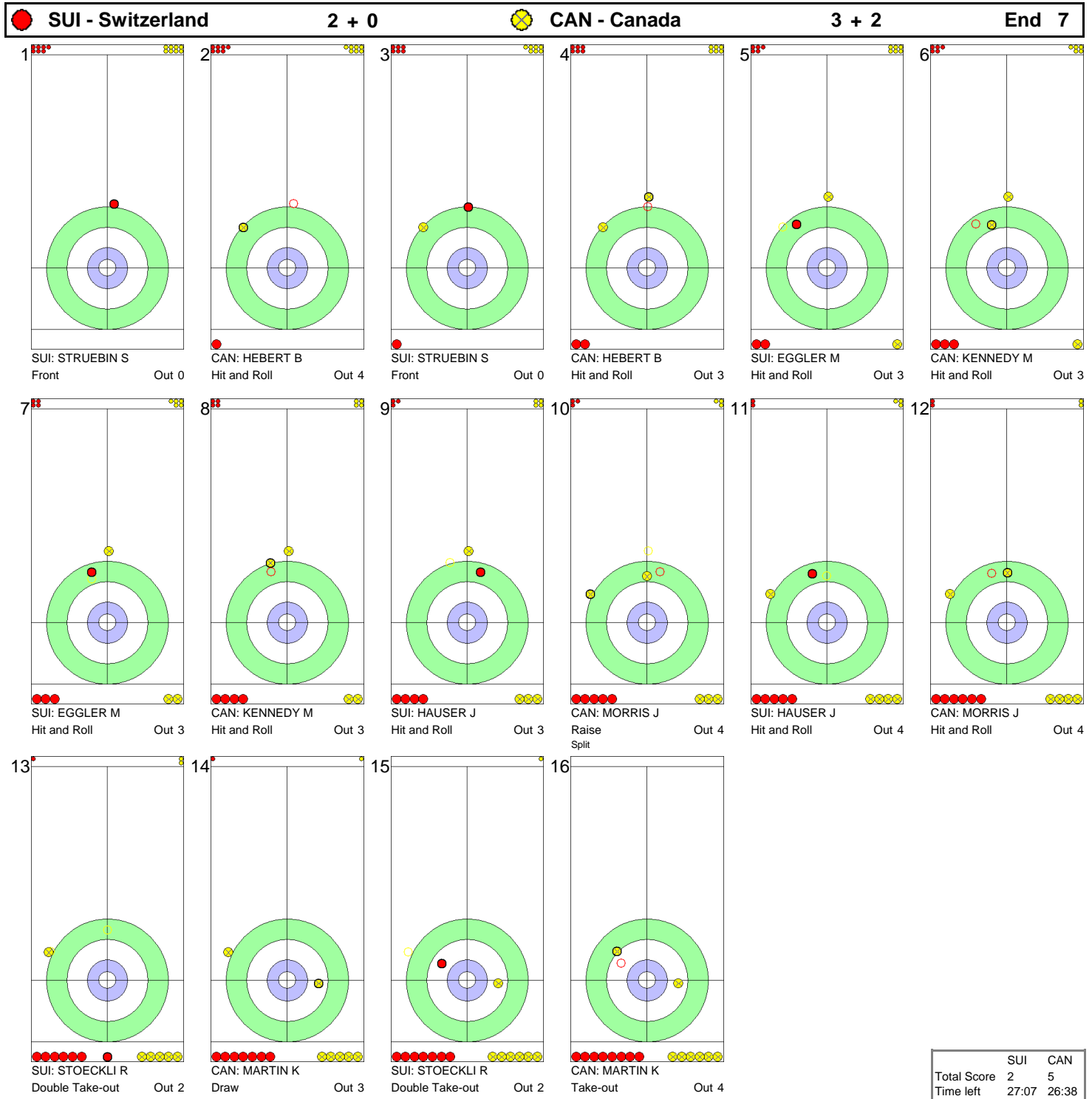


	SUI	CAN
Total Score	2	3
Time left	33:05	32:46



## GAME - SHOT BY SHOT / DÉROULEMENT DE LA PARTIE

SUN 21 FEB 2010 / DIM 21 FÉV 2010 START TIME / DÉBUT 14:00

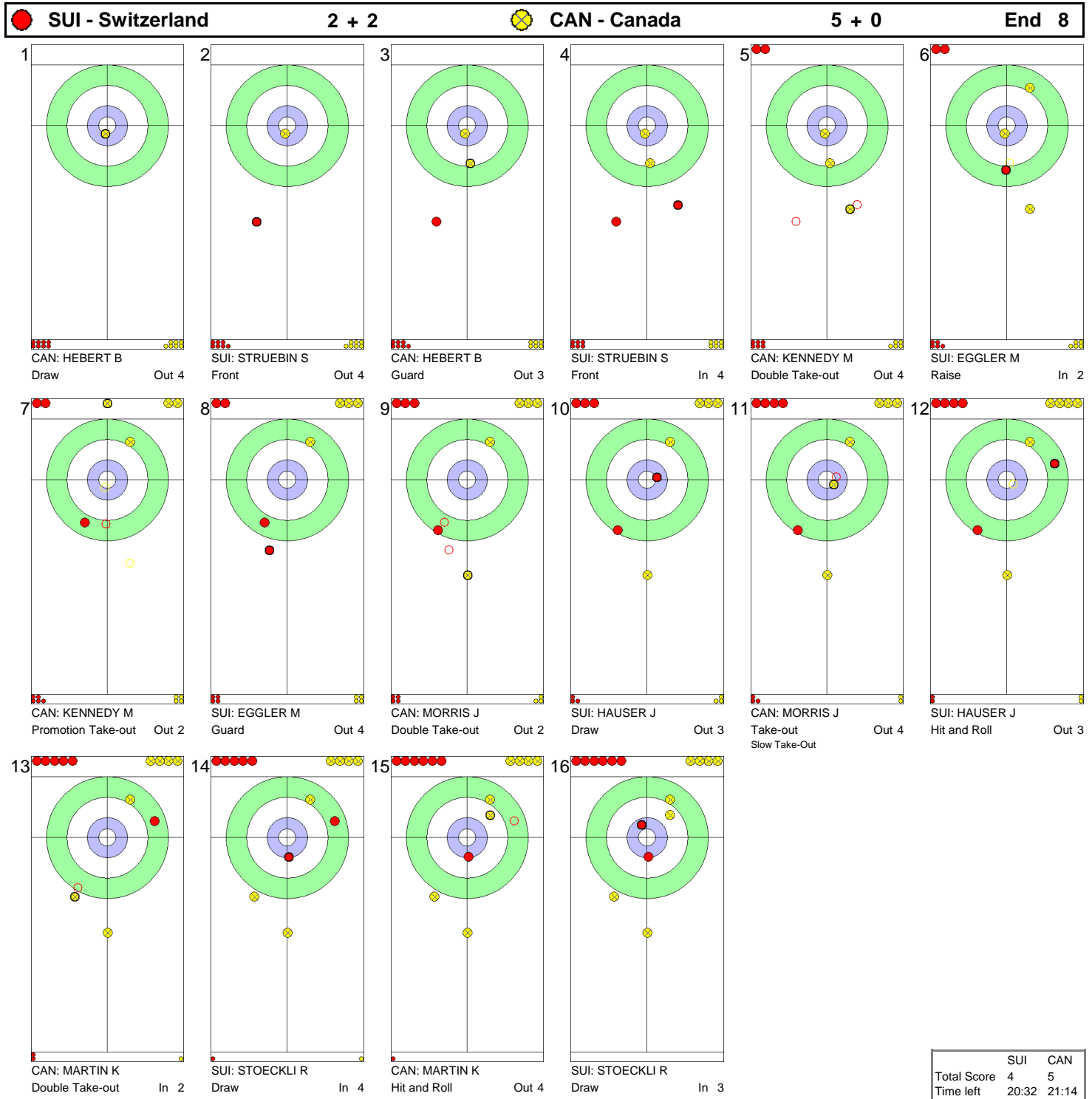


	SUI	CAN
Total Score	2	5
Time left	27:07	26:38



## GAME - SHOT BY SHOT / DÉROULEMENT DE LA PARTIE

SUN 21 FEB 2010 / DIM 21 FÉV 2010 START TIME / DÉBUT 14:00



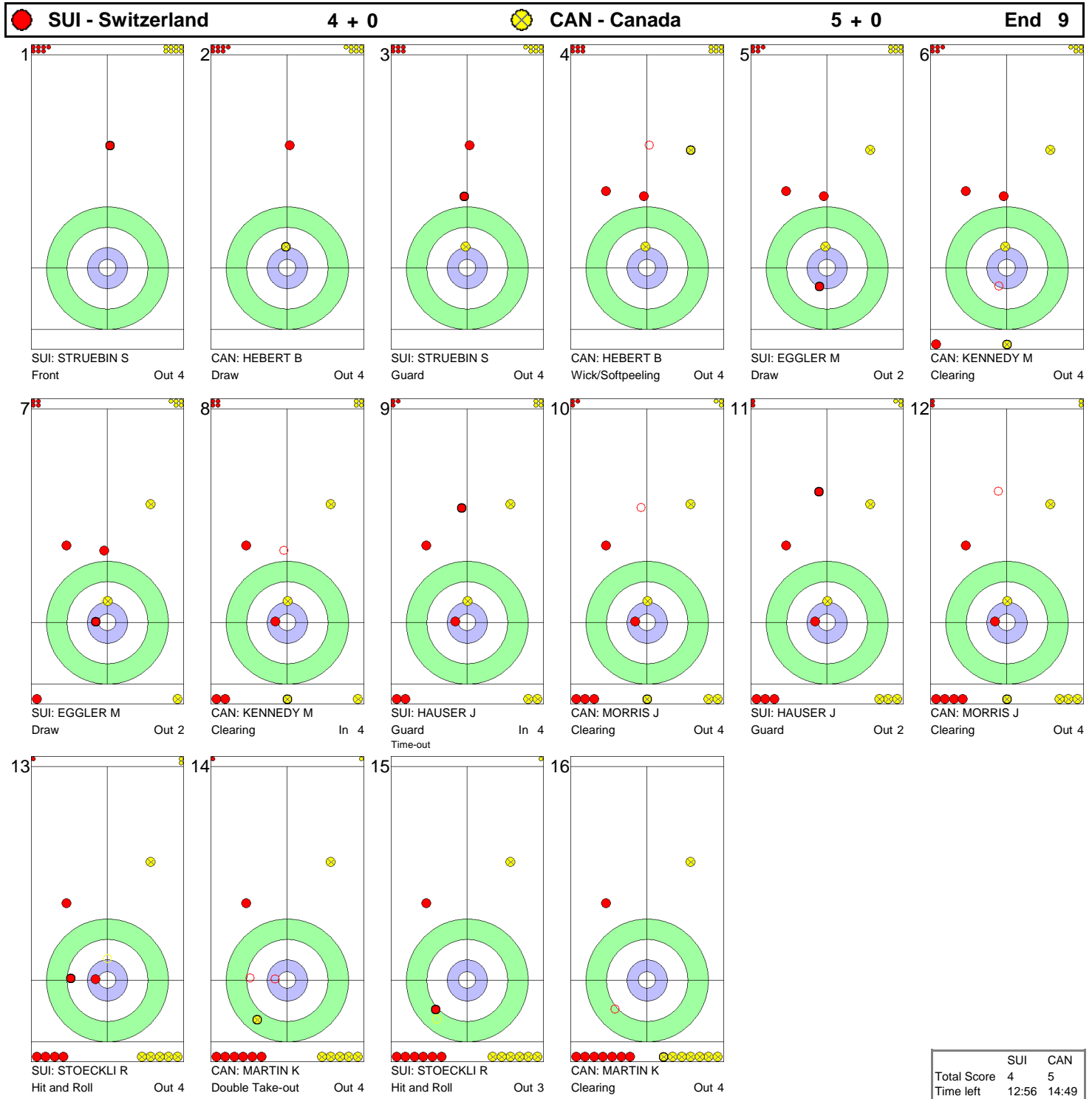
	SUI	CAN
Total Score	4	5
Time left	20:32	21:14





## GAME - SHOT BY SHOT / DÉROULEMENT DE LA PARTIE

SUN 21 FEB 2010 / DIM 21 FÉV 2010 START TIME / DÉBUT 14:00



	SUI	CAN
Total Score	4	5
Time left	12:56	14:49



GAME - SHOT BY SHOT / DÉROULEMENT DE LA PARTIE

SUN 21 FEB 2010 / DIM 21 FÉV 2010 START TIME / DÉBUT 14:00

**SUI - Switzerland** 4 + 0 **CAN - Canada** 5 + 1 **End 10**



**NOTES**  
Points:  
4 = 100%  
3 = 75%  
2 = 50%  
1 = 25%  
0 = 0%  
X = not considered  
Handle:  
In Clockwise  
Out Counter-clockwise

	SUI	CAN
Total Score	4	6
Time left	03:37	09:22



## GAME RESULTS / RÉSULTATS DE LA PARTIE

SUN 21 FEB 2010 / DIM 21 FÉV 2010 START TIME / DÉBUT 14:00

Sheet	Round	Team	LSFE	1	2	3	4	5	6	7	8	9	10	Extra	Ends	Total
D	7	DEN - Denmark	*	1	0	0	4	1	0	2	0	1	X			9
	7	GER - Germany		0	2	0	0	0	2	0	1	0	X			5

DEN - Denmark		Game	All
4	FREDERIKSEN Johnny	89 %	72 %
3 S	SCHMIDT Ulrik	88 %	76 %
2	POULSEN Mikkel	79 %	80 %
1	VILANDT Lars	88 %	82 %
A	JENSEN Bo	- %	79 %
Team Total		86 %	78 %

GER - Germany		Game	All
4 S	KAPP Andy	72 %	77 %
3	HERBERG Daniel	63 %	68 %
2	LANG Andy	88 %	72 %
1	HOEHNE Holger	86 %	79 %
A	KEMPF Andreas	- %	78 %
Team Total		77 %	76 %

Time remaining: 4 minutes 7 seconds

Last Stone Draw: 0.0 cm

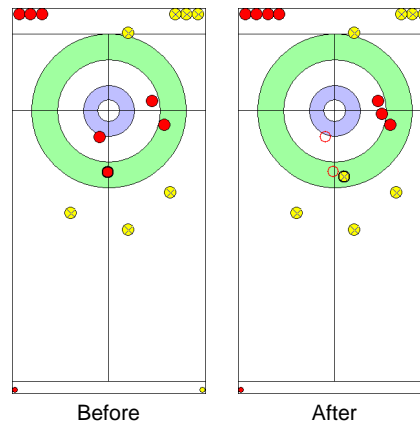
Time-out: end 6, DEN-8

Time remaining: 3 minutes 15 seconds

Last Stone Draw: 47.5 cm

### Most Important Shot:

German Skip KAPP A attempted a Double Take-out but unfortunately removed only one stone, allowing Denmark to draw for four points and take over control of the game.



End: 4  
Team: GER  
Player: KAPP A  
Stone: Fourth, 2nd stone  
Task: Double Take-out  
Handle: Out-turn  
Points: 50%

● : DEN  
● : GER

### NOTES

Team position and functions are attached to each team member's name as follows:  
4 = Fourth, 3 = Third, 2 = Second, 1 = Lead, A = Alternate, S = Skip

### LEGEND

LSFE (\*) Last stone first end



## GAME - SHOT BY SHOT / DÉROULEMENT DE LA PARTIE

SUN 21 FEB 2010 / DIM 21 FÉV 2010 START TIME / DÉBUT 14:00



	DEN	GER
Total Score	1	0
Time left	67:06	66:27



GAME - SHOT BY SHOT / DÉROULEMENT DE LA PARTIE

SUN 21 FEB 2010 / DIM 21 FÉV 2010 START TIME / DÉBUT 14:00

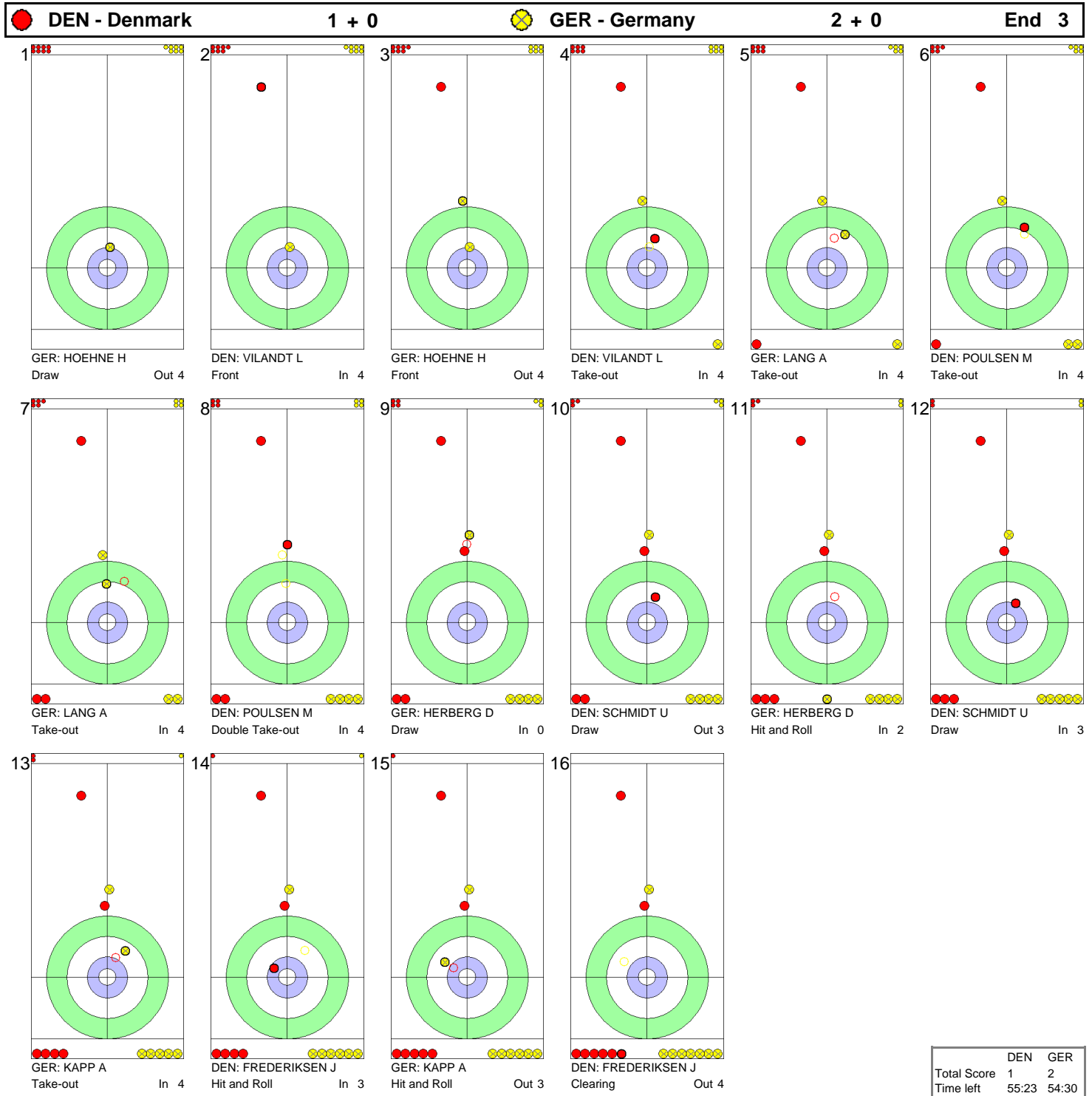
● DEN - Denmark		1 + 0	● GER - Germany		0 + 2	End 2
1						
2						
3						
4						
5						
6						
7						
8						
9						
10						
11						
12						
13						
14						
15						
16						

	DEN	GER
Total Score	1	2
Time left	61:19	60:24



GAME - SHOT BY SHOT / DÉROULEMENT DE LA PARTIE

SUN 21 FEB 2010 / DIM 21 FÉV 2010 START TIME / DÉBUT 14:00

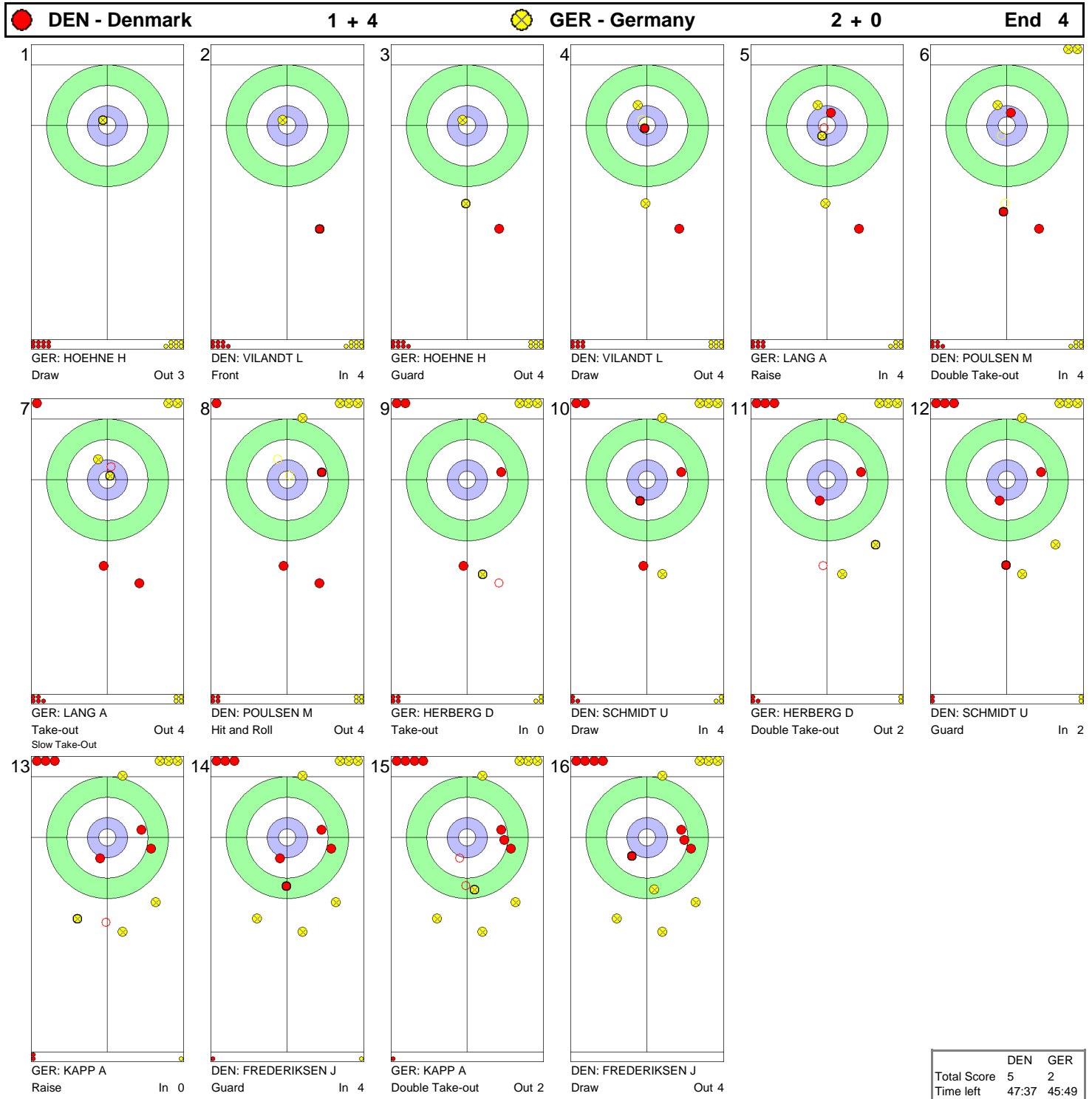


	DEN	GER
Total Score	1	2
Time left	55:23	54:30



## GAME - SHOT BY SHOT / DÉROULEMENT DE LA PARTIE

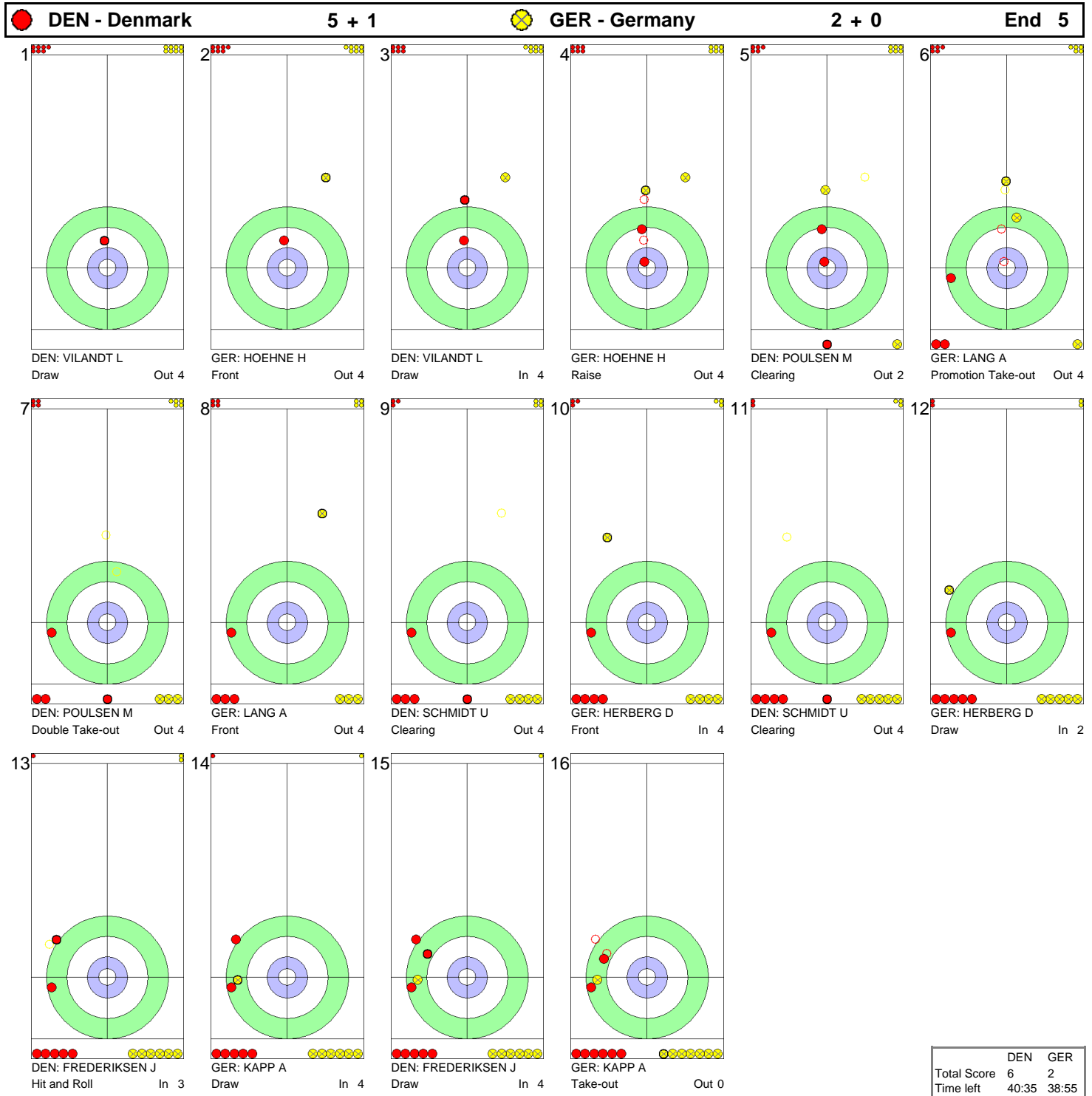
SUN 21 FEB 2010 / DIM 21 FÉV 2010 START TIME / DÉBUT 14:00





## GAME - SHOT BY SHOT / DÉROULEMENT DE LA PARTIE

SUN 21 FEB 2010 / DIM 21 FÉV 2010 START TIME / DÉBUT 14:00



	DEN	GER
Total Score	6	2
Time left	40:35	38:55

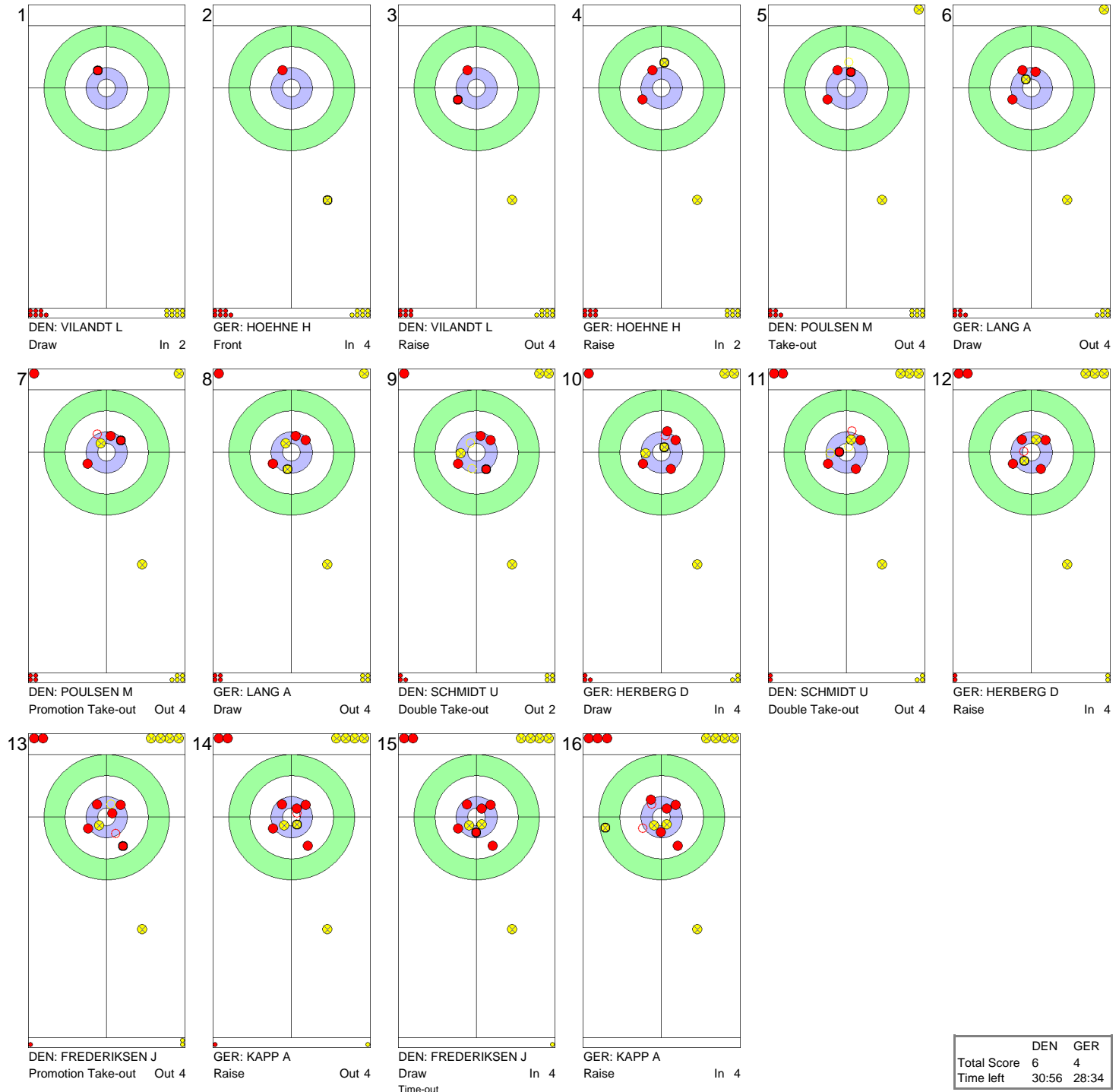




## GAME - SHOT BY SHOT / DÉROULEMENT DE LA PARTIE

SUN 21 FEB 2010 / DIM 21 FÉV 2010 START TIME / DÉBUT 14:00

**DEN - Denmark** 6 + 0 **GER - Germany** 2 + 2 **End 6**

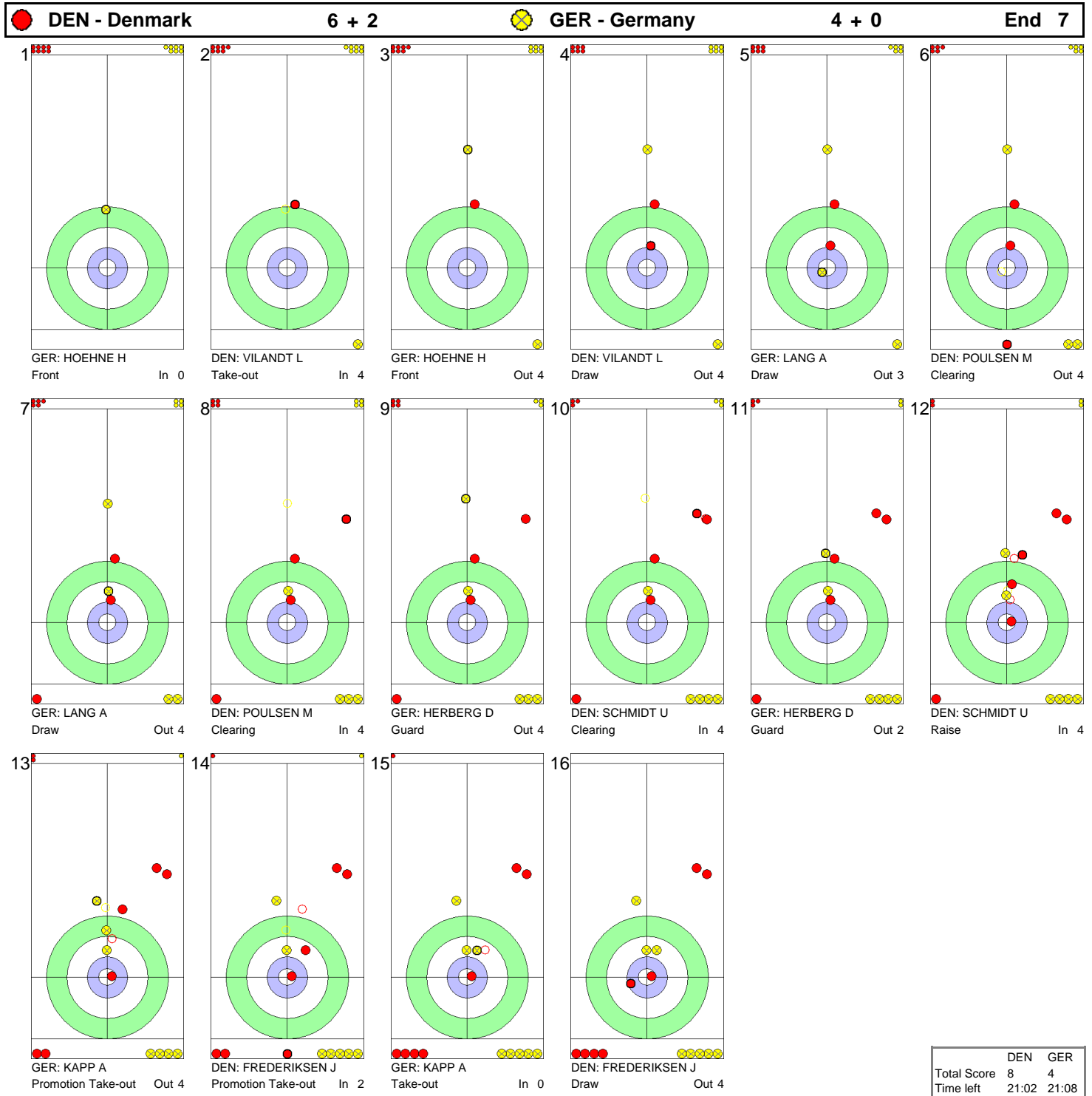


	DEN	GER
Total Score	6	4
Time left	30:56	28:34



GAME - SHOT BY SHOT / DÉROULEMENT DE LA PARTIE

SUN 21 FEB 2010 / DIM 21 FÉV 2010 START TIME / DÉBUT 14:00





GAME - SHOT BY SHOT / DÉROULEMENT DE LA PARTIE

SUN 21 FEB 2010 / DIM 21 FÉV 2010 START TIME / DÉBUT 14:00

● DEN - Denmark		8 + 0	● GER - Germany	4 + 1	End 8
1					
2					
3					
4					
5					
6					
7					
8					
9					
10					
11					
12					
13					
14					
15					
16					

	DEN	GER
Total Score	8	5
Time left	13:07	12:41



GAME - SHOT BY SHOT / DÉROULEMENT DE LA PARTIE

SUN 21 FEB 2010 / DIM 21 FÉV 2010 START TIME / DÉBUT 14:00

**DEN - Denmark 8 + 1**      **GER - Germany 5 + 0**      **End 9**

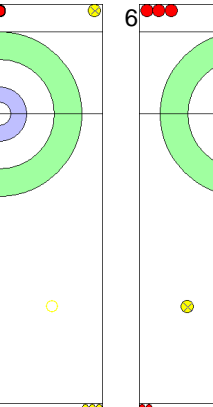
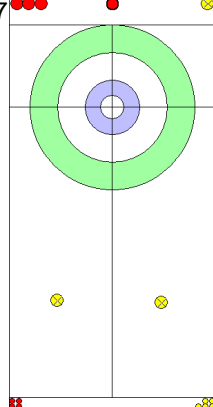
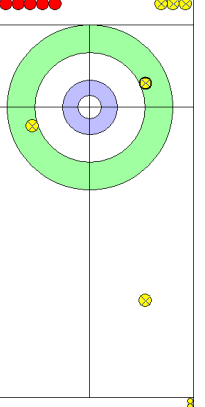
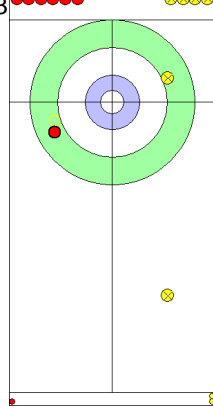


	DEN	GER
Total Score	9	5
Time left	06:52	06:47



GAME - SHOT BY SHOT / DÉROULEMENT DE LA PARTIE

SUN 21 FEB 2010 / DIM 21 FÉV 2010 START TIME / DÉBUT 14:00

● DEN - Denmark		9 + X		● GER - Germany		5 + X		End 10			
1		2		3		4		5		6	
DEN: VILANDT L through In X		GER: HOEHNE H Front Out 4		DEN: VILANDT L through Out X		GER: HOEHNE H Front In 4		DEN: POULSEN M Clearing Out 4		GER: LANG A Front In 4	
7		8		9		10		11		12	
DEN: POULSEN M Clearing Out 0		GER: LANG A Draw In 2		DEN: SCHMIDT U Clearing Out 4		GER: HERBERG D Draw Out 4		DEN: SCHMIDT U Clearing In 4		GER: HERBERG D Draw In 4	
13											
DEN: FREDERIKSEN J Take-out In 4											

**NOTES**  
Points:  
4 = 100%  
3 = 75%  
2 = 50%  
1 = 25%  
0 = 0%  
X = not considered  
  
Handle:  
In Clockwise  
Out Counter-clockwise

	DEN	GER
Total Score	9	5
Time left	04:07	03:15



## SESSION RESULTS AND STANDINGS RÉSULTATS DE LA SESSION ET CLASSEMENT

SAT 20 FEB 2010 / SAM 20 FÉV 2010 START TIME / DÉBUT 19:00

Sheet	Round	Team	LSFE	1	2	3	4	5	6	7	8	9	10	Extra	Ends	Total
B	6	SUI - Switzerland		0	0	2	0	3	0	2	0	2	X			9
	6	CHN - People's Republic of China	*	0	1	0	2	0	1	0	1	0	X			5
C	6	SWE - Sweden	*	1	0	2	0	0	0	1	0	0	0			4
	6	FRA - France		0	2	0	0	0	0	0	0	2	1			5
D	6	CAN - Canada	*	0	2	0	1	0	2	0	0	0	2			7
	6	GBR - Great Britain		0	0	3	0	1	0	1	1	0	0			6

### Standings After Round Robin Session 8

Rank	Team	Games	Wins	Losses
1	CAN - Canada	6	6	0
2	NOR - Norway	6	5	1
3	SUI - Switzerland	6	4	2
4	GBR - Great Britain	6	3	3
4	GER - Germany	6	3	3
4	SWE - Sweden	6	3	3
7	FRA - France	6	2	4
7	USA - United States of America	6	2	4
9	CHN - People's Republic of China	6	1	5
9	DEN - Denmark	6	1	5

#### LEGEND

LSFE (\*) Last stone first end



## SESSION REVIEW / SYNTHÈSE DE LA SESSION

SAT 20 FEB 2010 / SAM 20 FÉV 2010 START TIME / DÉBUT 19:00

### Men: Session 8: SUI 9-5 CHN, FRA 5-4 SWE, CAN 7-6 GBR

VANCOUVER, Feb 20 -Canada versus Great Britain, the most eagerly awaited match-up of the Men's Olympic Curling tournament, lived up to expectations with Canada making a final-end deuce for a stirring, come-from-behind 7-6 victory at the Vancouver Olympic Centre on Saturday.

In other games, Sweden was upset by France 5-4 and Switzerland defeated China 9-5.

The Canada-Great Britain contest, on Sheet D, was a rematch of the last two world championship finals, pitting Canadian skip Kevin MARTIN (CAN) against his chief international rival Scottish skip David MURDOCH (GBR), who has a 4-1 lifetime record against MARTIN and had taken their last four meetings.

Canada went into the game undefeated in the tournament. Great Britain entered at 3-2.

But Great Britain played like a different team, matching Canada shot for shot and looking like their peers, if not their betters.

They jumped ahead 3-2 in the third end. Murdoch made a nice hit-and-roll onto the button with first skip stone to lie three. MARTIN drew to bite the button and try to limit Great Britain to one. But MURDOCH pulled off a delicate tap-back to move him off and count three.

The teams traded singles in the fourth and fifth and went to the break with Great Britain holding a 4-3 lead. In the sixth, with final Vancouver Olympics torchbearer Wayne GRETZKY (CAN) looking down from a seat directly above the house, MARTIN made a double takeout that left his shooter on the button to earn a deuce and a 5-4 lead.

MURDOCH came back with a single in the seventh to tie. In the eighth, the Great Britain skip froze two British stones on the button, flush on top of a Canadian stone in the back four-foot. MARTIN was unable to remove them both. The steal regained Britain the lead at 6-5.

After seven stones in the ninth, play stopped so the crowd, determined to encourage their home side, could finish an impromptu rendition of 'O Canada.'

With his last skip stone for the game MURDOCH had a tight draw to the button around cover against three Canada counters to have any chance of avoiding a winning Canadian deuce. He couldn't pull it off, and shook hands before MARTIN threw his last. The final was 7-6.

Canada remains atop the tournament table at 6-0.

On Sheet C, Sweden faced a French rink that has struggled to find its tournament feet.

The French made a change for the match, inserting alternate Raphael MATHIEU (FRA) in the place of regular second Jan Henri DUCROZ (FRA).

The game was a low-scoring affair. After six the score was 3-2 Sweden, due mostly to blanks in ends four through six.

In the seventh, Sweden took a single to move ahead 4-2. In the ninth, however, French skip Thomas DUFOUR (FRA) made a touchy hit-and-roll for a deuce and a tie.

Sweden went to the 10th with the hammer. With his last rock, Swedish skip Niklas EDIN (SWE) had to come around a single centre guard above the house to remove France's shot rock on the button. But he failed, giving France a steal and a upset 5-4 win.

Sweden's second straight loss has them at 3-3. France improved to 2-4.



On Sheet B, Switzerland faced a China side that had lost three straight games.

The Swiss took a 5-3 lead with three in the fifth set up by a fine tap-back by third Jan HAUSER (SUI) to put three Switzerland counters within the four-foot.

Deuces in the seventh and ninth earned a Chinese concession after nine ends. The final was 9-5.

The Swiss are now 4-2 and China are 1-5.





## GAME RESULTS / RÉSULTATS DE LA PARTIE

SAT 20 FEB 2010 / SAM 20 FÉV 2010 START TIME / DÉBUT 19:00

Sheet	Round	Team	LSFE	1	2	3	4	5	6	7	8	9	10	Extra	Ends	Total
B	6	SUI - Switzerland		0	0	2	0	3	0	2	0	2	X			9
	6	CHN - People's Republic of China	*	0	1	0	2	0	1	0	1	0	X			5

SUI - Switzerland		Game	All
4	STOECKLI Ralph	85 %	73 %
3	HAUSER Jan	89 %	82 %
2 S	EGGLER Markus	89 %	83 %
1	STRUEBIN Simon	85 %	84 %
A	MUELLER Toni	- %	- %
Team Total		87 %	81 %

CHN - People's Republic of China		Game	All
4	LIU Rui	82 %	77 %
3 S	WANG Fengchun	57 %	76 %
2	XU Xiaoming	76 %	80 %
1	ZANG Jialiang	93 %	83 %
A	LI Hongchen	- %	- %
Team Total		77 %	79 %

Time remaining: 9 minutes 4 seconds

Last Stone Draw: 73.2 cm

Time-out: end 4, SUI-6

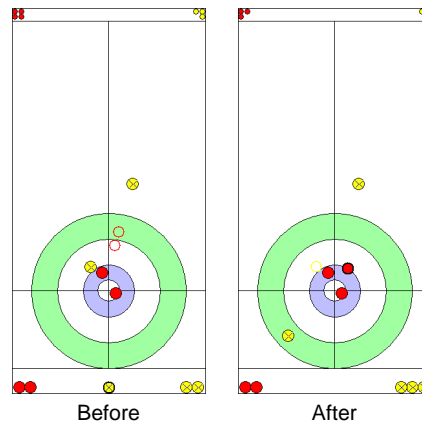
Time remaining: 3 minutes 44 seconds

Last Stone Draw: 41.0 cm

Time-out: end 4, CHN-6

### Most Important Shot:

Swiss Third HAUSER J made a beautiful Tap-back to roll into the four foot and lie three. This forced China to attempt several Double Take-outs, which were only partially successful, allowing Switzerland to score three, and take control of the game.



End: 5  
Team: SUI  
Player: HAUSER J  
Stone: Third, 1st stone  
Task: Raise  
Handle: Out-turn  
Points: 100%

● : SUI  
● : CHN

### NOTES

Team position and functions are attached to each team member's name as follows:  
4 = Fourth, 3 = Third, 2 = Second, 1 = Lead, A = Alternate, S = Skip

### LEGEND

LSFE (\*) Last stone first end

X Unplayed/unfinished end due to concession



GAME - SHOT BY SHOT / DÉROULEMENT DE LA PARTIE

SAT 20 FEB 2010 / SAM 20 FÉV 2010 START TIME / DÉBUT 19:00

SUI - Switzerland		0 + 0	CHN - China		0 + 0	End 1
1						
SUI: STRUEBIN S						
Draw						
2						
CHN: ZANG J						
Take-out						
3						
SUI: STRUEBIN S						
Take-out						
4						
CHN: ZANG J						
Front						
5						
SUI: EGGLER M						
Clearing						
6						
CHN: XU X						
Front						
7						
SUI: EGGLER M						
Clearing						
8						
CHN: XU X						
Front						
9						
SUI: HAUSER J						
Clearing						
10						
CHN: WANG F						
Draw						
11						
SUI: HAUSER J						
Take-out						
12						
CHN: WANG F						
Take-out						
13						
SUI: STOECKLI R						
Draw						
14						
CHN: LIU R						
Take-out						
15						
SUI: STOECKLI R						
Take-out						
16						
CHN: LIU R						
Clearing						

	SUI	CHN
Total Score	0	0
Time left	69:06	68:15



GAME - SHOT BY SHOT / DÉROULEMENT DE LA PARTIE

SAT 20 FEB 2010 / SAM 20 FÉV 2010 START TIME / DÉBUT 19:00

**● SUI - Switzerland**      **0 + 0**      **● CHN - China**      **0 + 1**      **End 2**

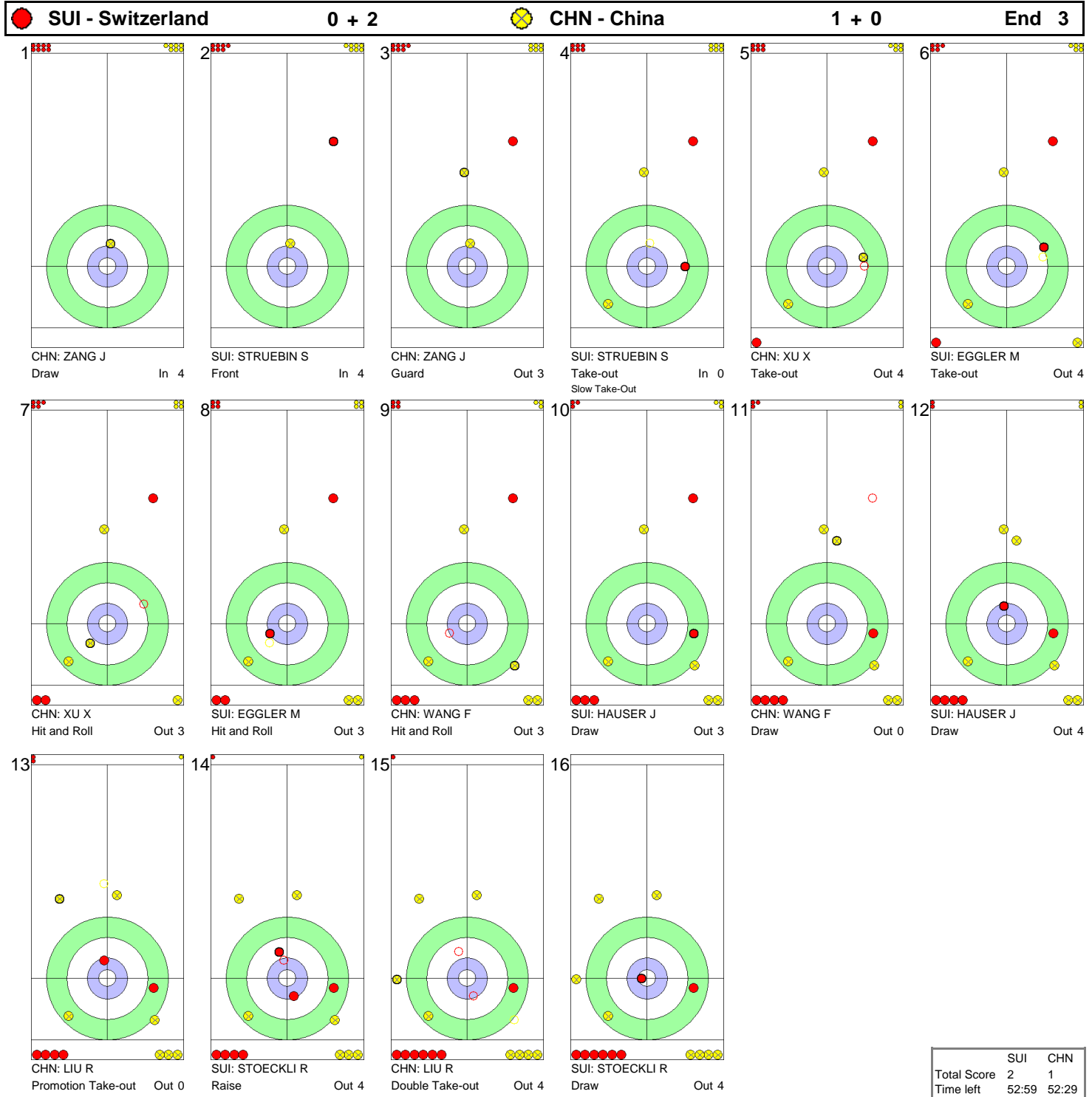


	SUI	CHN
Total Score	0	1
Time left	59:13	59:04



## GAME - SHOT BY SHOT / DÉROULEMENT DE LA PARTIE

SAT 20 FEB 2010 / SAM 20 FÉV 2010 START TIME / DÉBUT 19:00

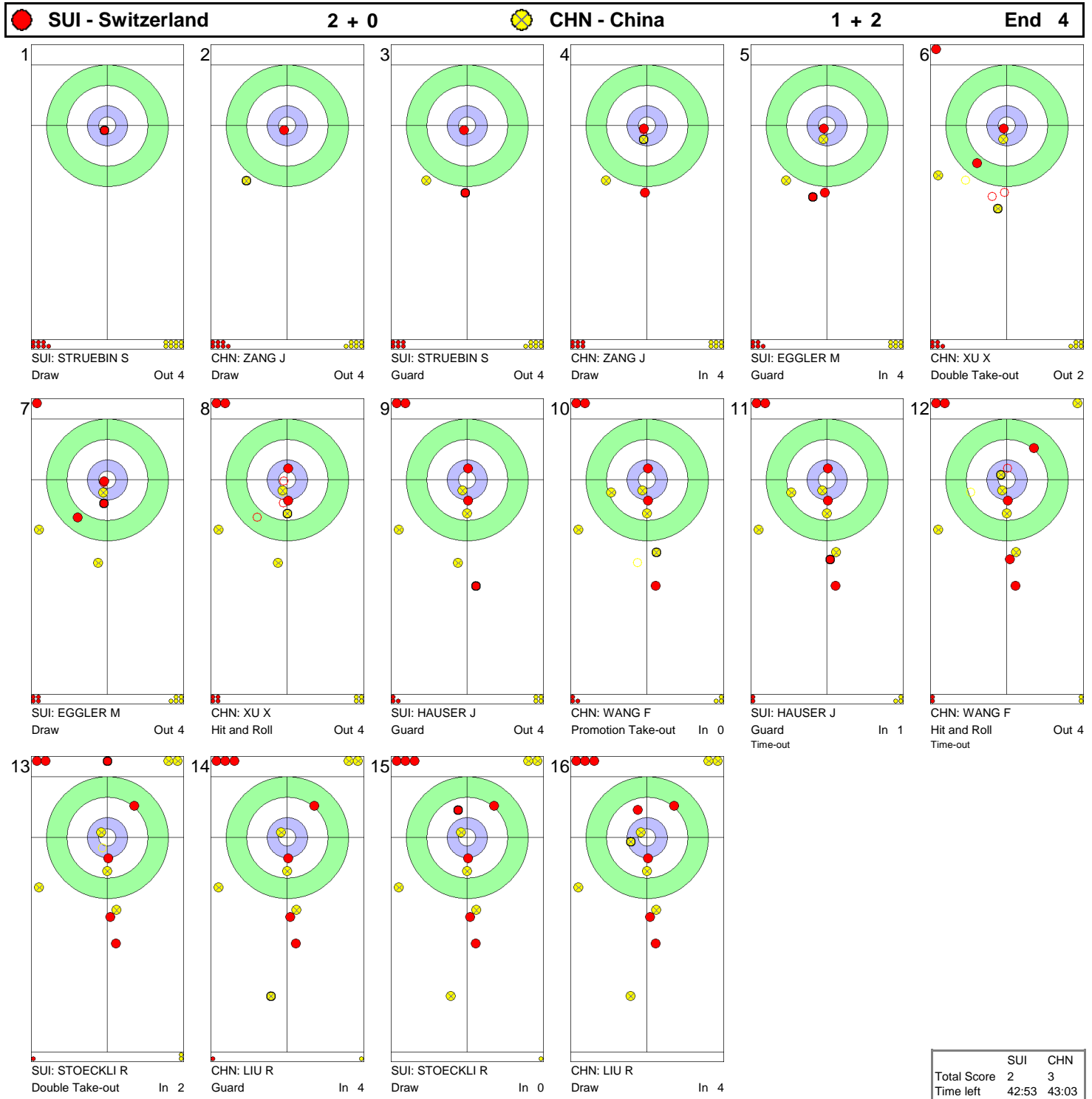


	SUI	CHN
Total Score	2	1
Time left	52:59	52:29



GAME - SHOT BY SHOT / DÉROULEMENT DE LA PARTIE

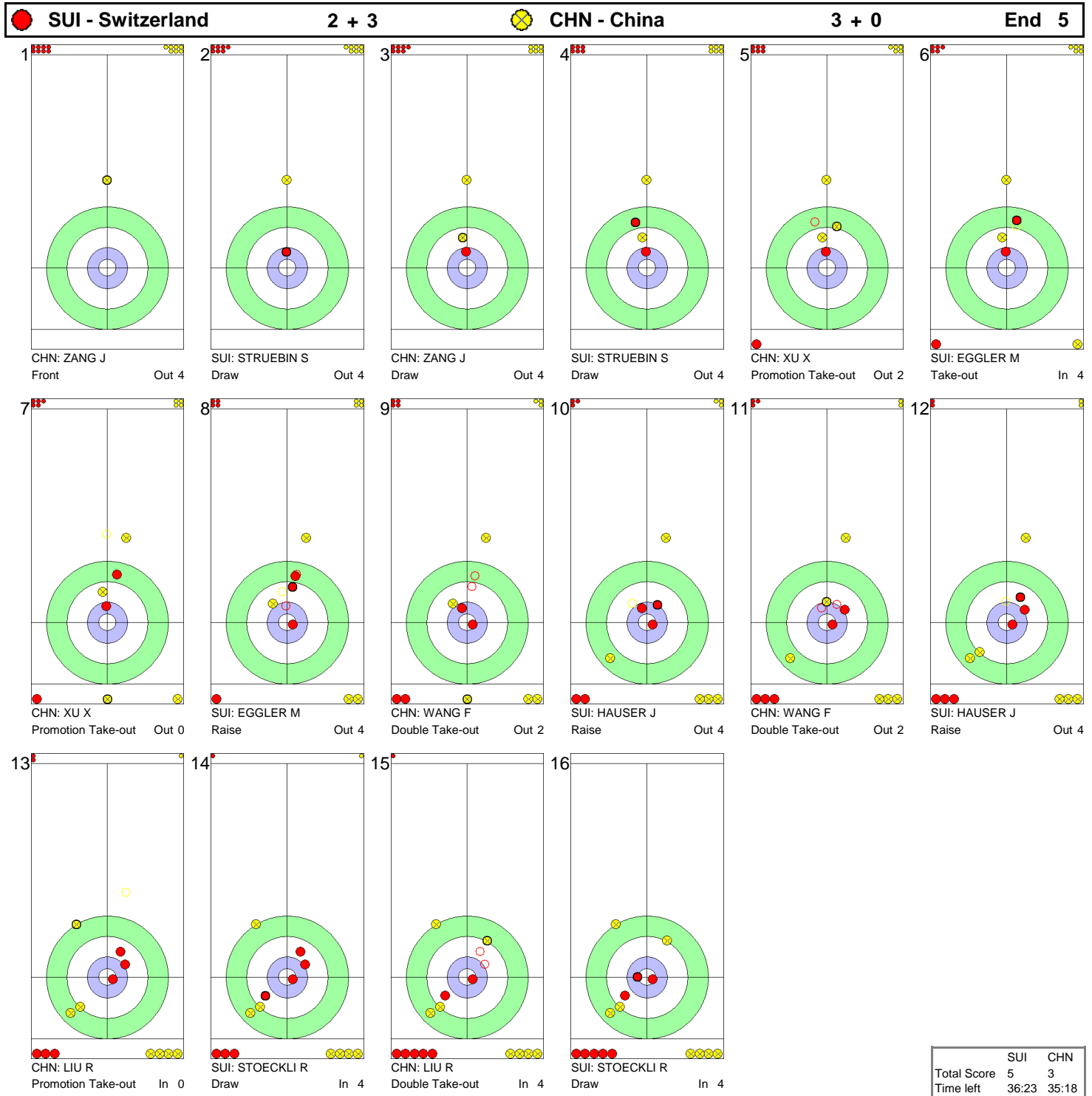
SAT 20 FEB 2010 / SAM 20 FÉV 2010 START TIME / DÉBUT 19:00





GAME - SHOT BY SHOT / DÉROULEMENT DE LA PARTIE

SAT 20 FEB 2010 / SAM 20 FÉV 2010 START TIME / DÉBUT 19:00

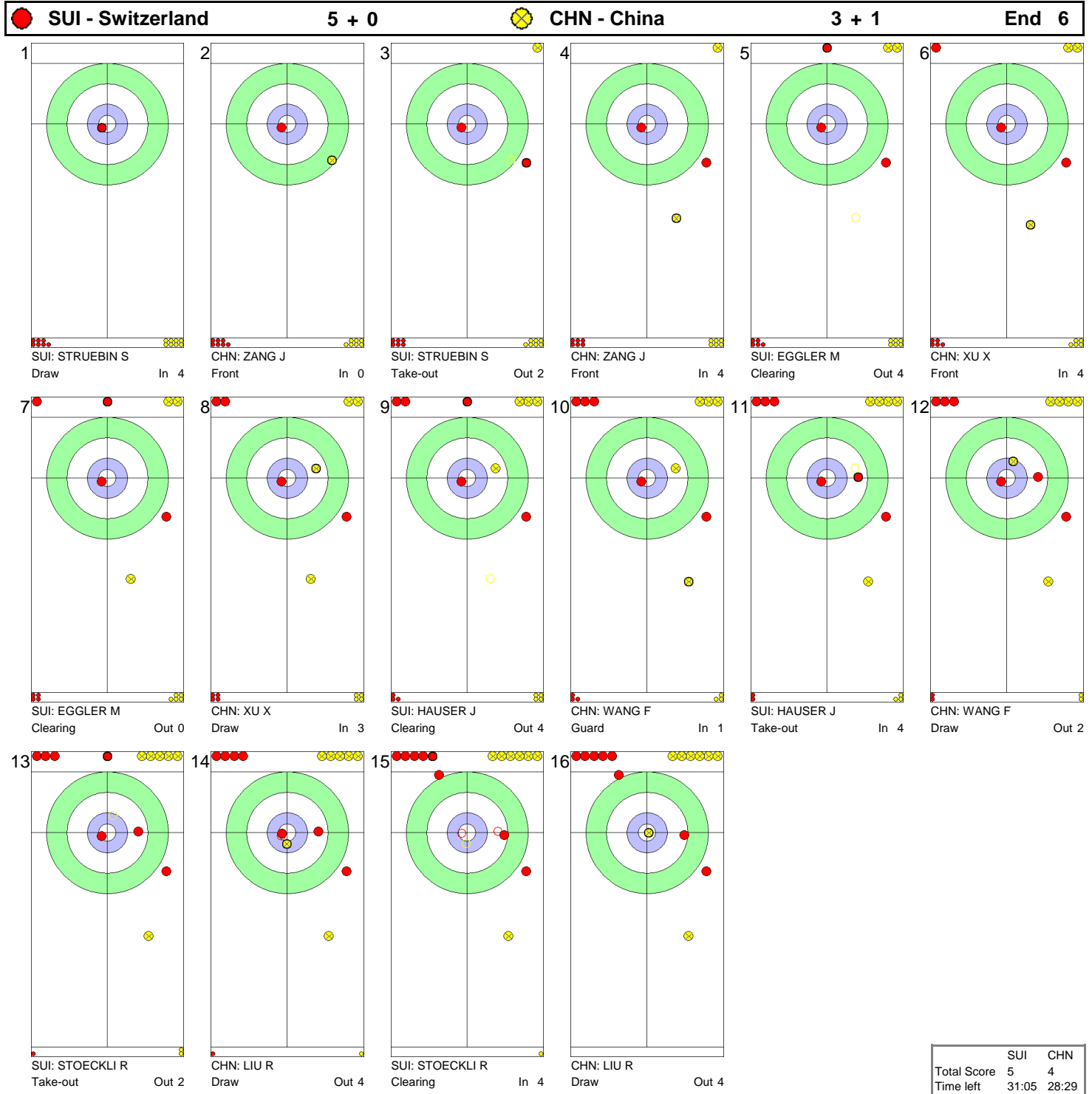


	SUI	CHN
Total Score	5	3
Time left	36:23	35:18



GAME - SHOT BY SHOT / DÉROULEMENT DE LA PARTIE

SAT 20 FEB 2010 / SAM 20 FÉV 2010 START TIME / DÉBUT 19:00



	SUI	CHN
Total Score	5	4
Time left	31:05	28:29



GAME - SHOT BY SHOT / DÉROULEMENT DE LA PARTIE

SAT 20 FEB 2010 / SAM 20 FÉV 2010 START TIME / DÉBUT 19:00

**SUI - Switzerland** 5 + 2 **CHN - China** 4 + 0 **End 7**



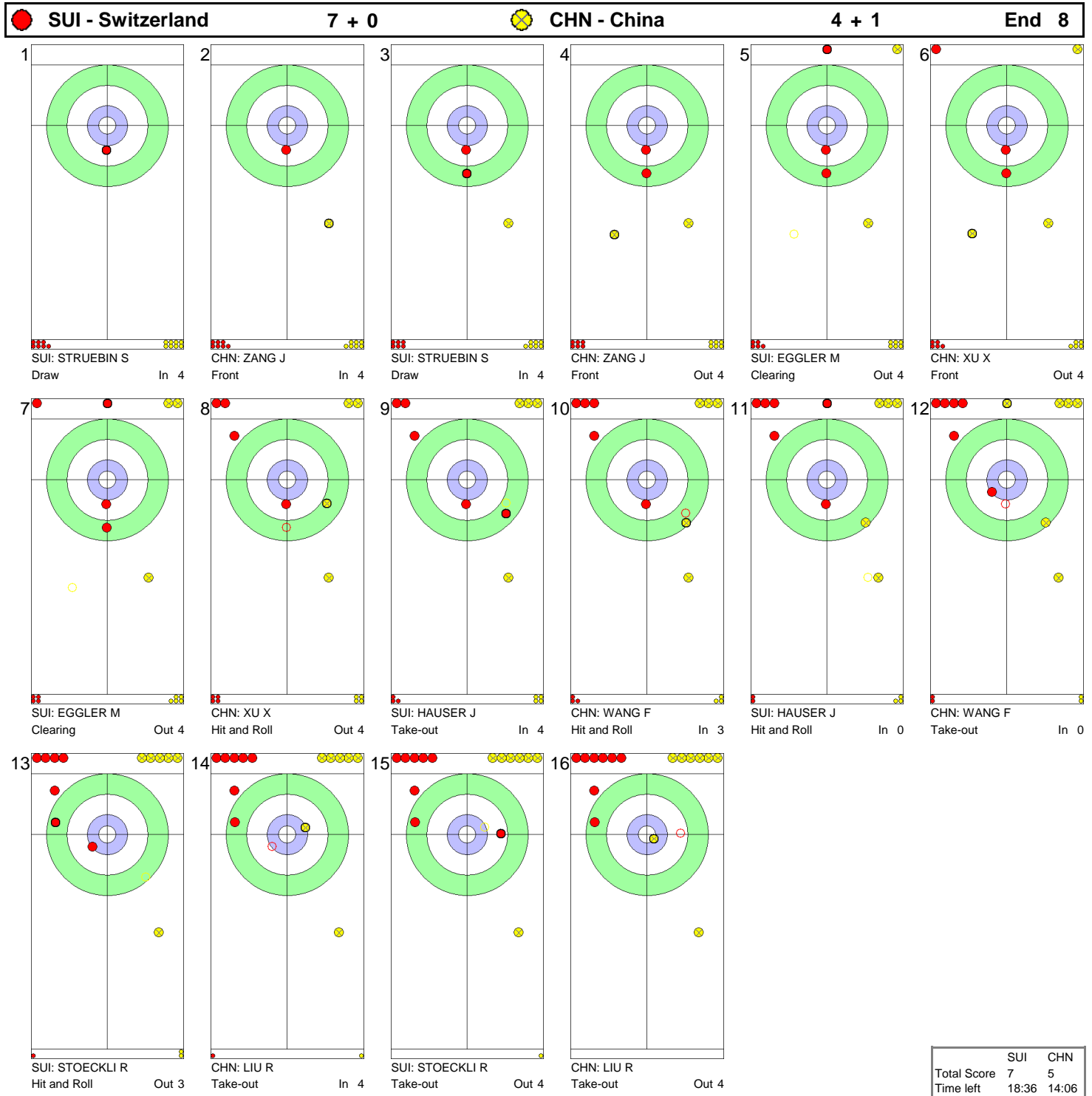
	SUI	CHN
Total Score	7	4
Time left	24:00	21:05





GAME - SHOT BY SHOT / DÉROULEMENT DE LA PARTIE

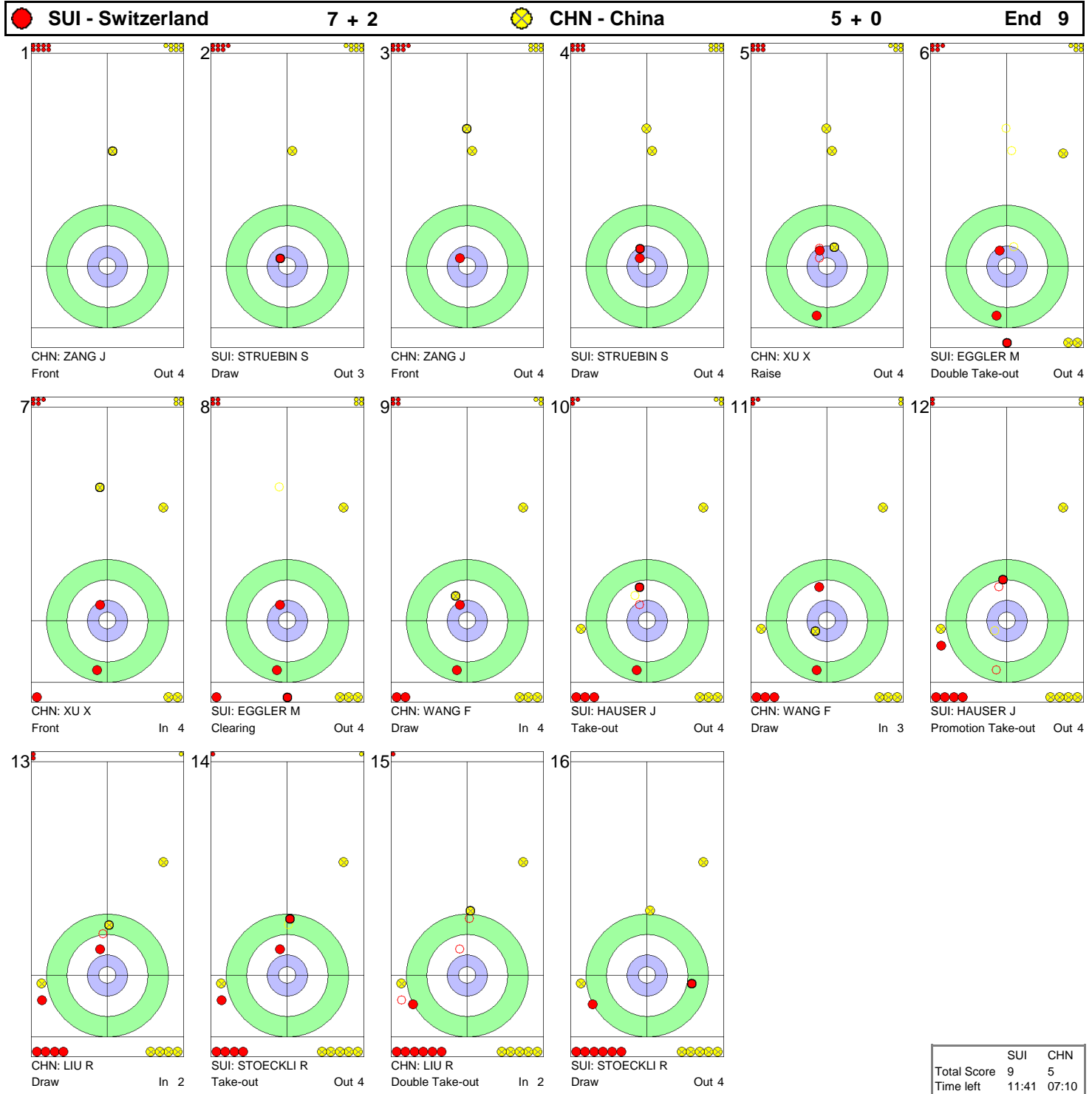
SAT 20 FEB 2010 / SAM 20 FÉV 2010 START TIME / DÉBUT 19:00





GAME - SHOT BY SHOT / DÉROULEMENT DE LA PARTIE

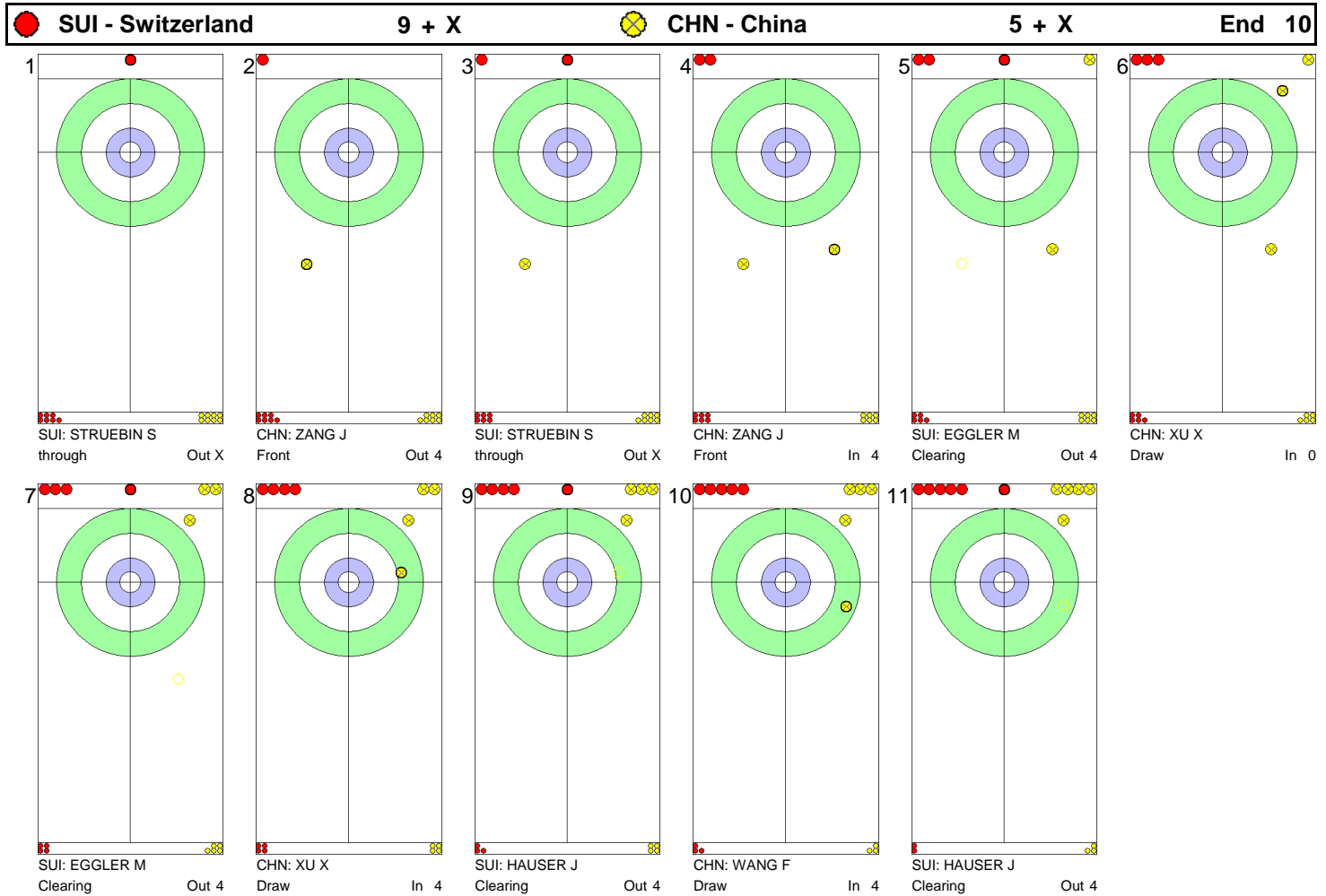
SAT 20 FEB 2010 / SAM 20 FÉV 2010 START TIME / DÉBUT 19:00





GAME - SHOT BY SHOT / DÉROULEMENT DE LA PARTIE

SAT 20 FEB 2010 / SAM 20 FÉV 2010 START TIME / DÉBUT 19:00



**NOTES**  
Points:  
4 = 100%  
3 = 75%  
2 = 50%  
1 = 25%  
0 = 0%  
X = not considered  
Handle:  
In Clockwise  
Out Counter-clockwise

	SUI	CHN
Total Score	9	5
Time left	09:04	03:44



## GAME RESULTS / RÉSULTATS DE LA PARTIE

SAT 20 FEB 2010 / SAM 20 FÉV 2010 START TIME / DÉBUT 19:00

Sheet	Round	Team	LSFE	1	2	3	4	5	6	7	8	9	10	Extra	Ends	Total
C	6	SWE - Sweden	*	1	0	2	0	0	0	1	0	0	0			4
	6	FRA - France		0	2	0	0	0	0	0	0	2	1			5

SWE - Sweden		Game	All
4 S	EDIN Niklas	83 %	80 %
3	KRAUPP Sebastian	85 %	80 %
2	LINDBERG Fredrik	88 %	84 %
1	KJAEELL Viktor	86 %	85 %
A	ERIKSSON Oskar	- %	- %
Team Total		85 %	82 %

FRA - France		Game	All
4 S	DUFOUR Thomas	79 %	74 %
3	ANGIBOUST Tony	80 %	73 %
2	MATHIEU Raphael	70 %	70 %
1	DUCROZ Richard	80 %	80 %
A	DUCROZ Jan Henri	- %	76 %
Team Total		77 %	75 %

Time remaining: 3 minutes 7 seconds

Last Stone Draw: 9.8 cm

Time-out: end 7, SWE-5

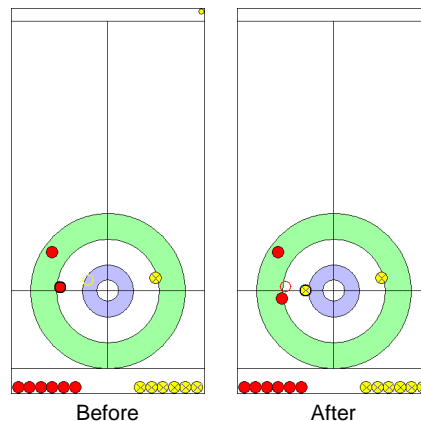
Time remaining: 0 minutes 38 seconds

Last Stone Draw: 15.9 cm

Time-out: end 10, FRA-7; end 10, FRA-8

### Most Important Shot:

French Skip DUFOUR T makes a difficult Tap Back for two points to tie the game after nine ends.



End: 9  
Team: FRA  
Player: DUFOUR T  
Stone: Fourth, 2nd stone  
Task: Raise  
Handle: In-turn  
Points: 100%

● : SWE  
● : FRA

### NOTES

Team position and functions are attached to each team member's name as follows:  
4 = Fourth, 3 = Third, 2 = Second, 1 = Lead, A = Alternate, S = Skip

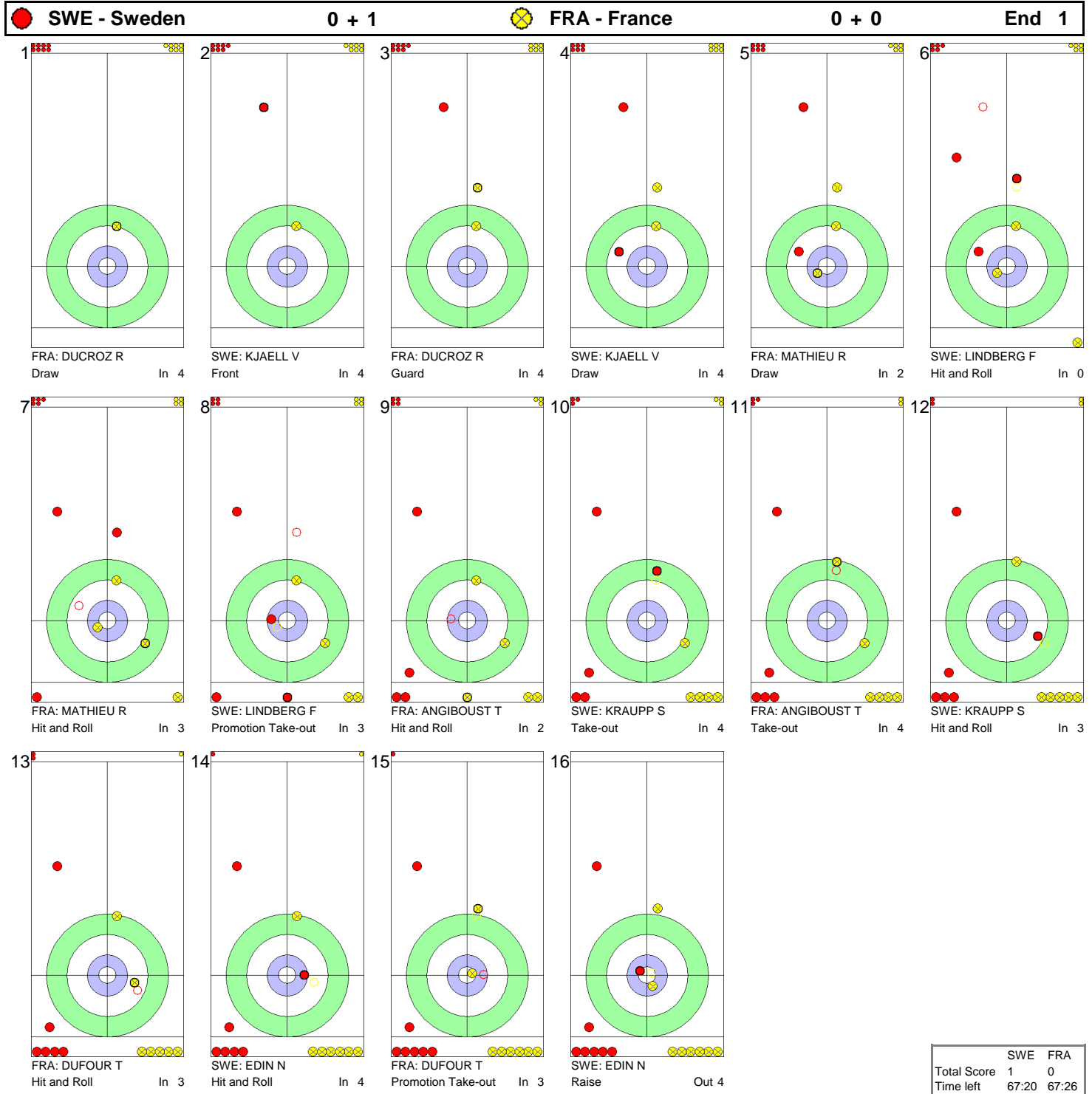
### LEGEND

LSFE (\*) Last stone first end



GAME - SHOT BY SHOT / DÉROULEMENT DE LA PARTIE

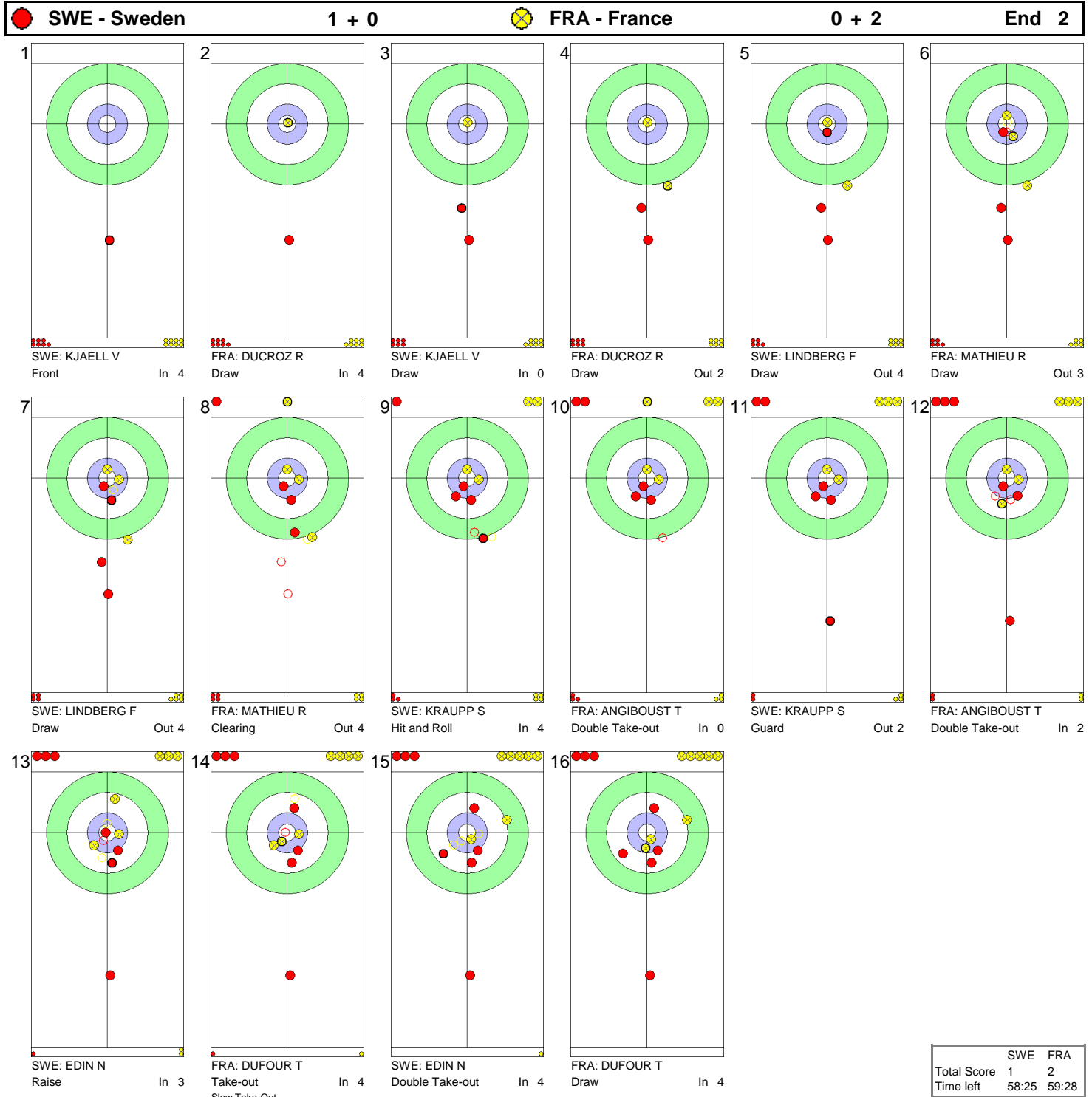
SAT 20 FEB 2010 / SAM 20 FÉV 2010 START TIME / DÉBUT 19:00





GAME - SHOT BY SHOT / DÉROULEMENT DE LA PARTIE


SAT 20 FEB 2010 / SAM 20 FÉV 2010 START TIME / DÉBUT 19:00





GAME - SHOT BY SHOT / DÉROULEMENT DE LA PARTIE

SAT 20 FEB 2010 / SAM 20 FÉV 2010 START TIME / DÉBUT 19:00

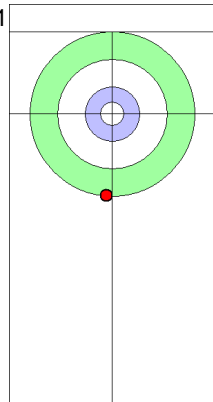
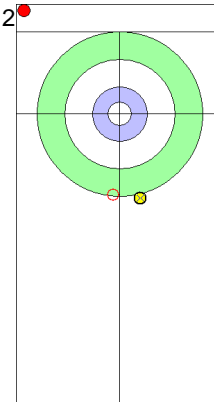
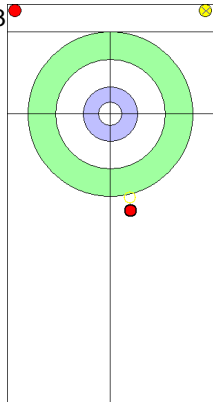
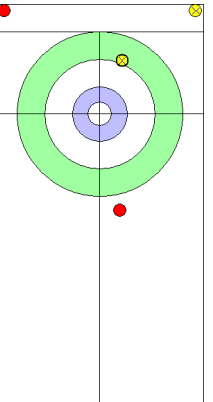
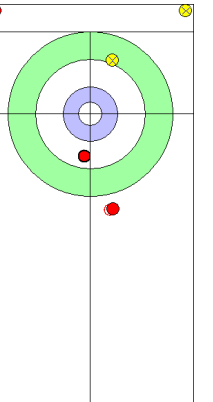
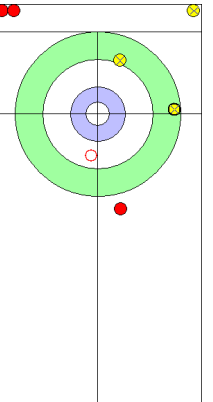
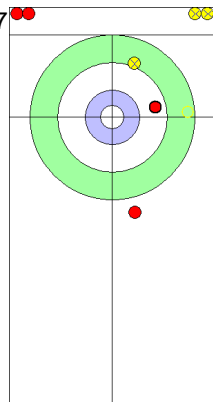
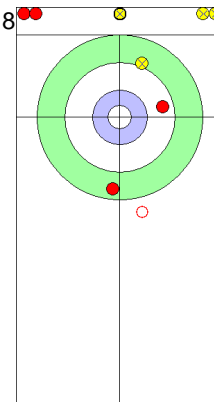
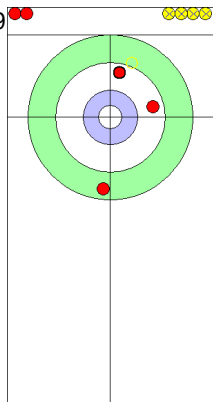
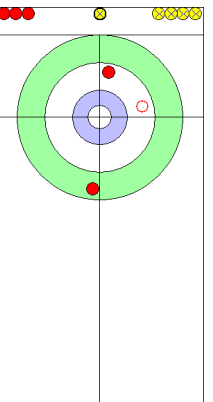
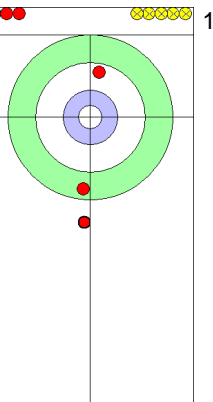
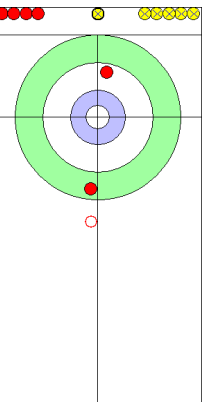
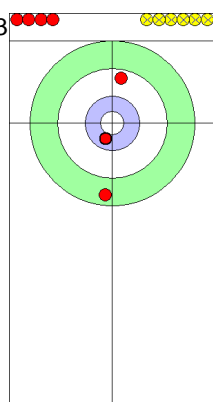
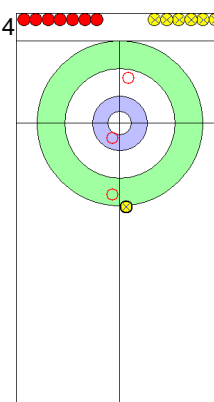
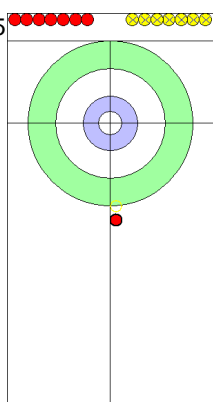
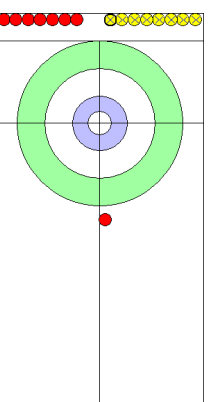


	SWE	FRA
Total Score	3	2
Time left	49:57	48:37



## GAME - SHOT BY SHOT / DÉROULEMENT DE LA PARTIE

SAT 20 FEB 2010 / SAM 20 FÉV 2010 START TIME / DÉBUT 19:00

● SWE - Sweden		3 + 0		● FRA - France		2 + 0		End 4			
1		2		3		4		5		6	
SWE: KJAELL V Draw		FRA: DUCROZ R Take-out		SWE: KJAELL V Take-out		FRA: DUCROZ R Draw		SWE: LINDBERG F Draw		FRA: MATHIEU R Hit and Roll	
7		8		9		10		11		12	
SWE: LINDBERG F Hit and Roll		FRA: MATHIEU R Hit and Roll		SWE: KRAUPP S Take-out		FRA: ANGIBOUST T Double Take-out		SWE: KRAUPP S Guard		FRA: ANGIBOUST T Double Take-out	
13		14		15		16					
SWE: EDIN N Draw		FRA: DUFOUR T Double Take-out		SWE: EDIN N Hit and Roll		FRA: DUFOUR T through					

	SWE	FRA
Total Score	3	2
Time left	44:09	41:55

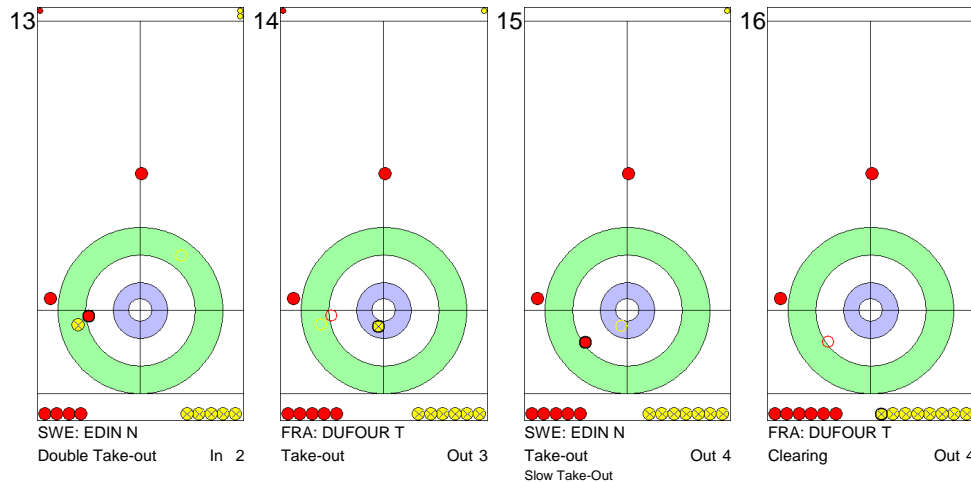
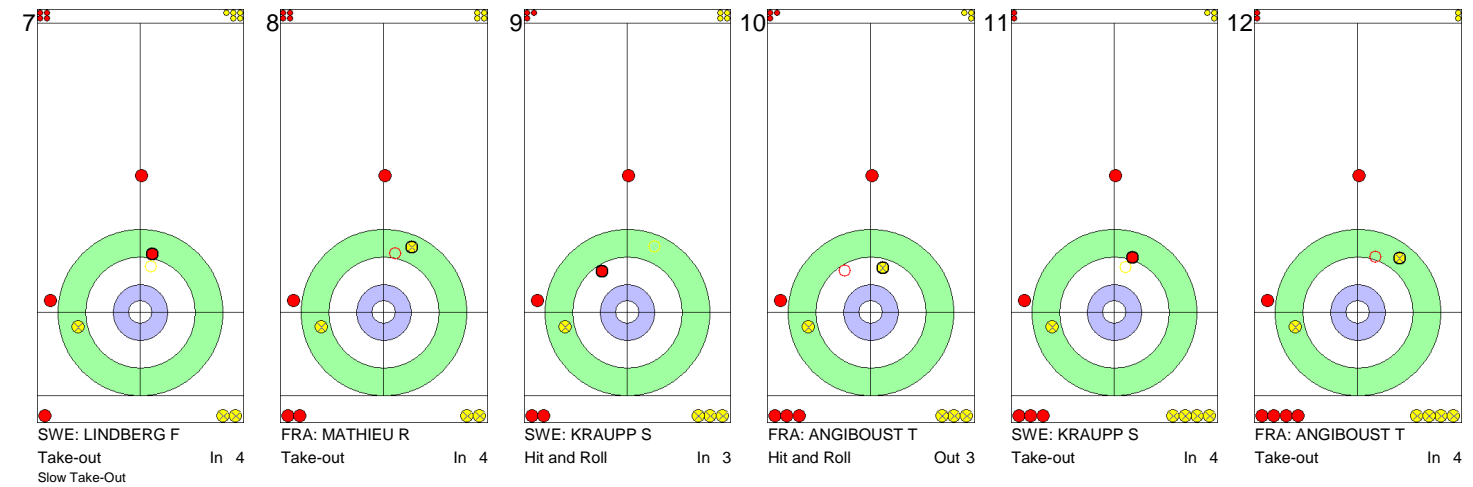
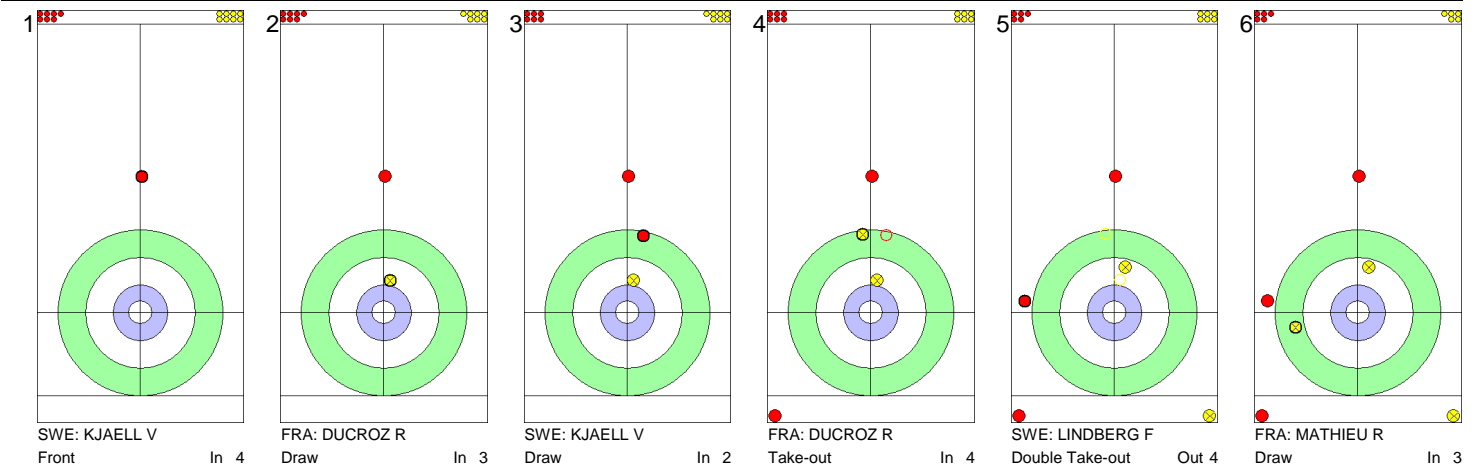




## GAME - SHOT BY SHOT / DÉROULEMENT DE LA PARTIE

SAT 20 FEB 2010 / SAM 20 FÉV 2010 START TIME / DÉBUT 19:00

**SWE - Sweden** 3 + 0 **FRA - France** 2 + 0 **End 5**

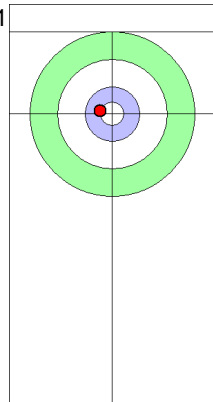
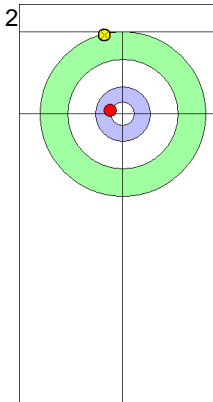
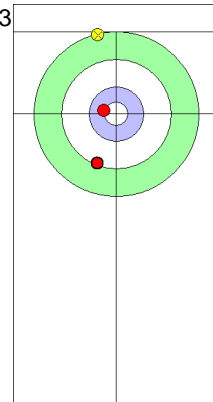
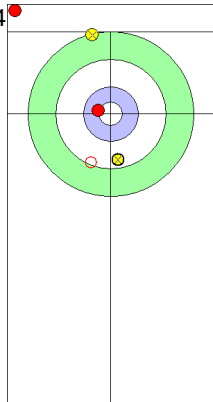
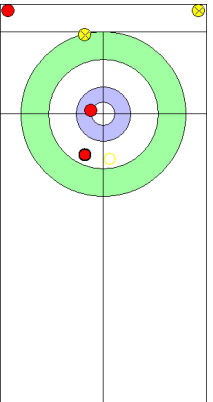
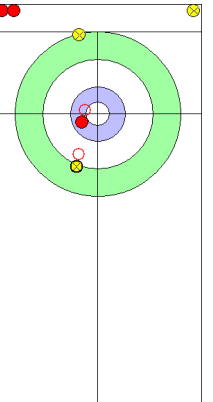
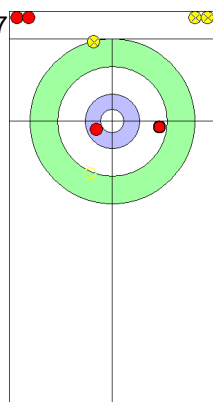
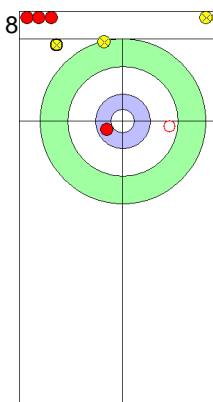
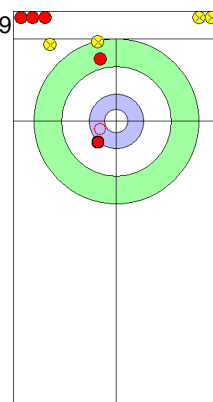
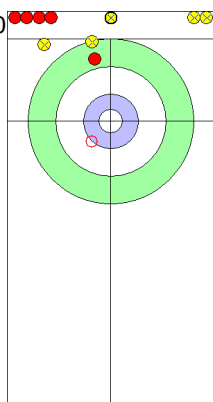
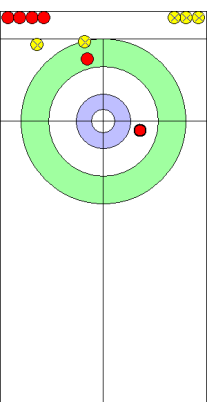
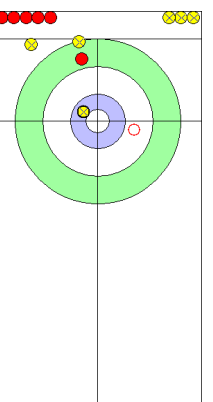
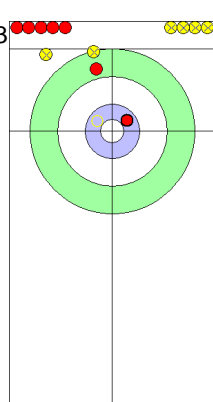
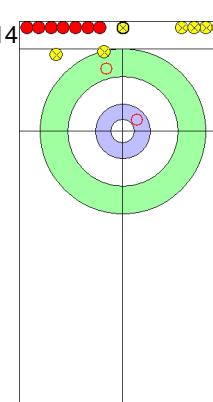
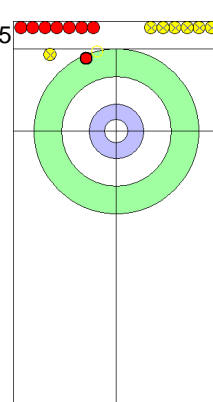
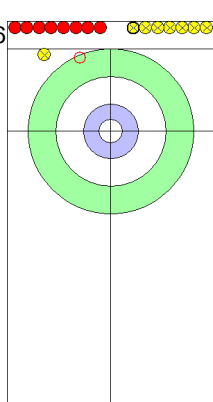


	SWE	FRA
Total Score	3	2
Time left	37:42	35:43



GAME - SHOT BY SHOT / DÉROULEMENT DE LA PARTIE

SAT 20 FEB 2010 / SAM 20 FÉV 2010 START TIME / DÉBUT 19:00

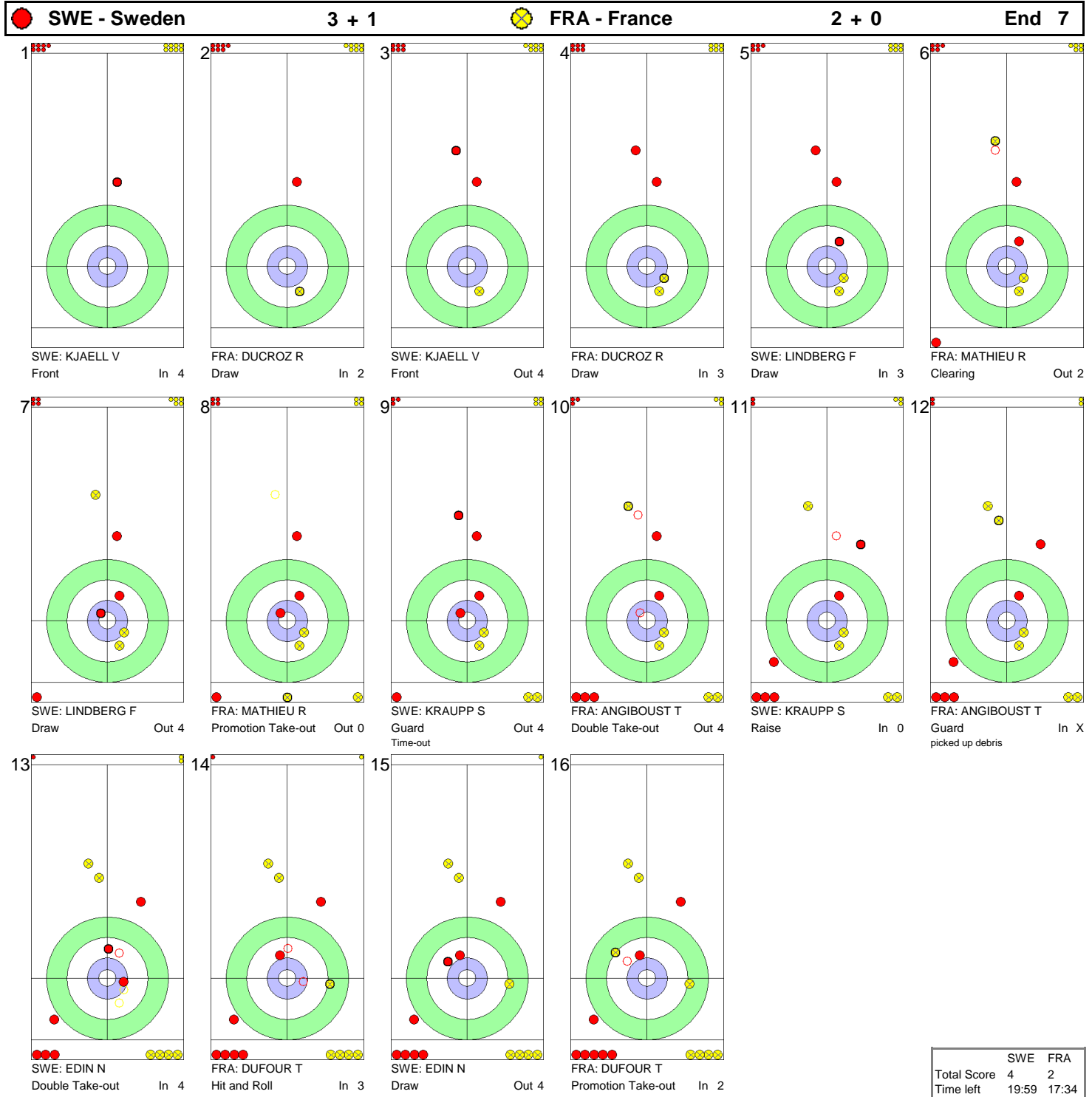
● SWE - Sweden		3 + 0	● FRA - France	2 + 0	End 6
1					
2					
3					
4					
5					
6					
7					
8					
9					
10					
11					
12					
13					
14					
15					
16					

	SWE	FRA
Total Score	3	2
Time left	29:44	29:29



GAME - SHOT BY SHOT / DÉROULEMENT DE LA PARTIE

SAT 20 FEB 2010 / SAM 20 FÉV 2010 START TIME / DÉBUT 19:00



	SWE	FRA
Total Score	4	2
Time left	19:59	17:34



GAME - SHOT BY SHOT / DÉROULEMENT DE LA PARTIE

SAT 20 FEB 2010 / SAM 20 FÉV 2010 START TIME / DÉBUT 19:00

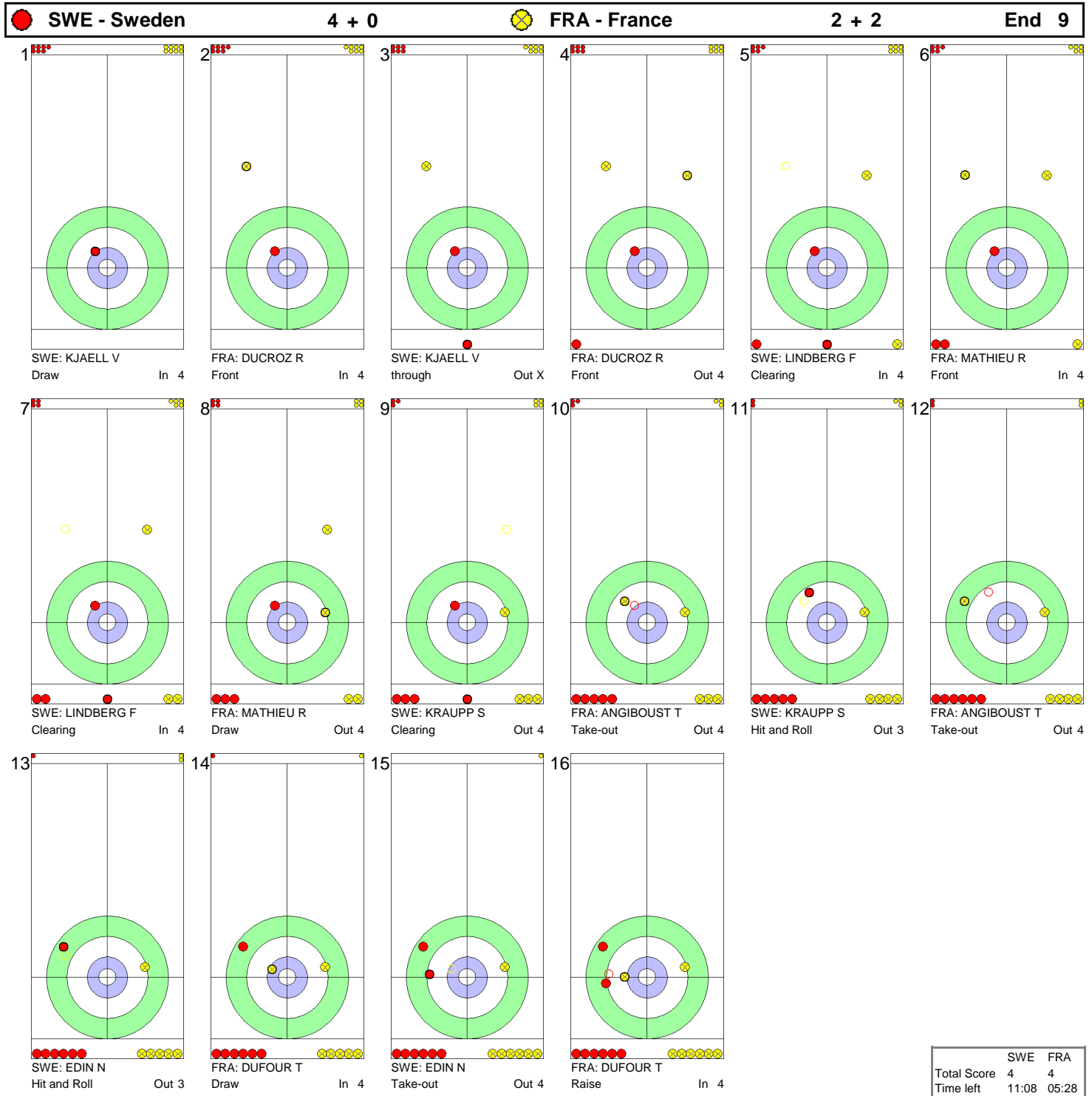
● SWE - Sweden		4 + 0		● FRA - France		2 + 0		End 8			
1		2		3		4		5		6	
7		8		9		10		11		12	
13		14		15		16					

	SWE	FRA
Total Score	4	2
Time left	15:55	12:47



GAME - SHOT BY SHOT / DÉROULEMENT DE LA PARTIE

SAT 20 FEB 2010 / SAM 20 FÉV 2010 START TIME / DÉBUT 19:00



	SWE	FRA
Total Score	4	4
Time left	11:08	05:28



GAME - SHOT BY SHOT / DÉROULEMENT DE LA PARTIE

SAT 20 FEB 2010 / SAM 20 FÉV 2010 START TIME / DÉBUT 19:00

**SWE - Sweden** 4 + 0 **FRA - France** 4 + 1 **End 10**



**NOTES**  
Points:  
4 = 100%  
3 = 75%  
2 = 50%  
1 = 25%  
0 = 0%  
X = not considered  
Handle:  
In Clockwise  
Out Counter-clockwise

	SWE	FRA
Total Score	4	5
Time left	03:07	00:38



## GAME RESULTS / RÉSULTATS DE LA PARTIE

SAT 20 FEB 2010 / SAM 20 FÉV 2010 START TIME / DÉBUT 19:00

Sheet	Round	Team	LSFE	1	2	3	4	5	6	7	8	9	10	Extra	Ends	Total
D	6	CAN - Canada	*	0	2	0	1	0	2	0	0	0	2			7
	6	GBR - Great Britain		0	0	3	0	1	0	1	1	0	0			6

CAN - Canada		Game	All
4 S	MARTIN Kevin	87 %	84 %
3	MORRIS John	81 %	83 %
2	KENNEDY Marc	71 %	83 %
1	HEBERT Ben	80 %	84 %
A	ENRIGHT Adam	- %	81 %
Team Total		80 %	84 %

GBR - Great Britain		Game	All
4 S	MURDOCH David	74 %	78 %
3	MACDONALD Ewan	64 %	78 %
2	SMITH Pete	71 %	75 %
1	BYERS Euan	78 %	84 %
A	CONNAL Graeme	- %	- %
Team Total		72 %	79 %

Time remaining: 5 minutes 50 seconds

Last Stone Draw: 0.0 cm

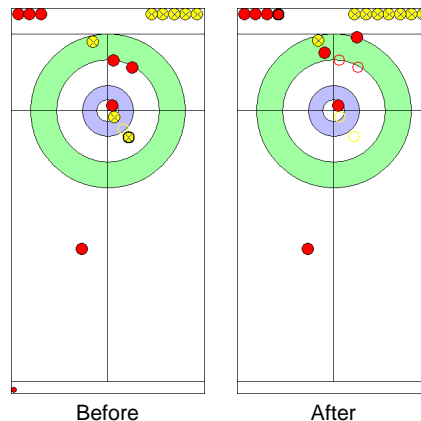
Time remaining: 1 minute 8 seconds

Last Stone Draw: 6.7 cm

Time-out: end 10, GBR-6; end 10, GBR-7

### Most Important Shot:

The Canadian Skip MARTIN K played a Double Take-out on Great Britain stones sitting almost frozen in front of the Canadian shot stone to score 2 points.



End: 6  
Team: CAN  
Player: MARTIN K  
Stone: Fourth, 2nd stone  
Task: Double Take-out  
Handle: Out-turn  
Points: 100%

● : CAN  
● : GBR

### NOTES

Team position and functions are attached to each team member's name as follows:  
4 = Fourth, 3 = Third, 2 = Second, 1 = Lead, A = Alternate, S = Skip

### LEGEND

LSFE (\*) Last stone first end



GAME - SHOT BY SHOT / DÉROULEMENT DE LA PARTIE

SAT 20 FEB 2010 / SAM 20 FÉV 2010 START TIME / DÉBUT 19:00

**CAN - Canada** 0 + 0 **GBR - Great Britain** 0 + 0 **End 1**



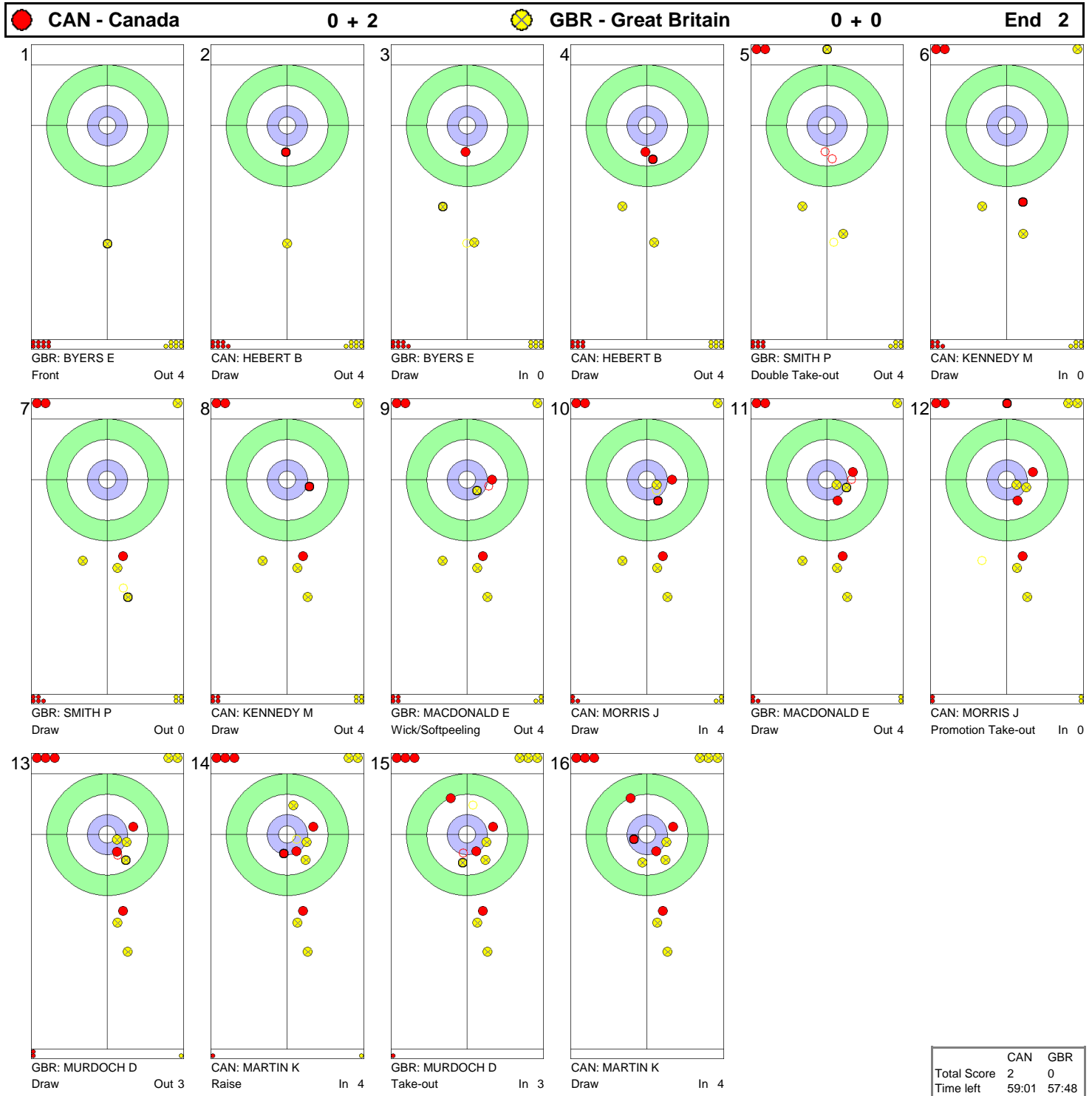
	CAN	GBR
Total Score	0	0
Time left	67:17	65:45





GAME - SHOT BY SHOT / DÉROULEMENT DE LA PARTIE

SAT 20 FEB 2010 / SAM 20 FÉV 2010 START TIME / DÉBUT 19:00

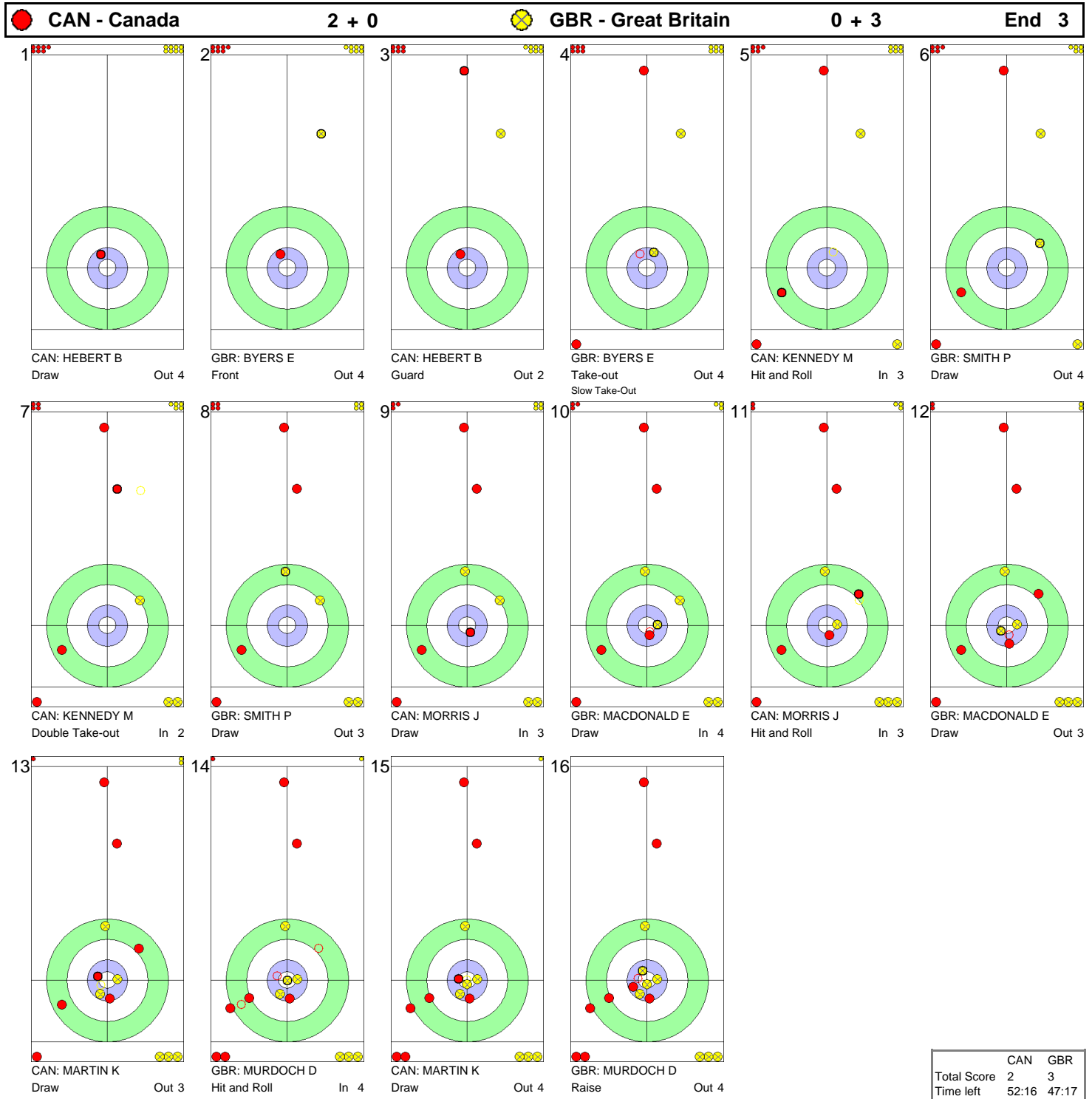


	CAN	GBR
Total Score	2	0
Time left	59:01	57:48



## GAME - SHOT BY SHOT / DÉROULEMENT DE LA PARTIE

SAT 20 FEB 2010 / SAM 20 FÉV 2010 START TIME / DÉBUT 19:00



	CAN	GBR
Total Score	2	3
Time left	52:16	47:17



## GAME - SHOT BY SHOT / DÉROULEMENT DE LA PARTIE

SAT 20 FEB 2010 / SAM 20 FÉV 2010 START TIME / DÉBUT 19:00

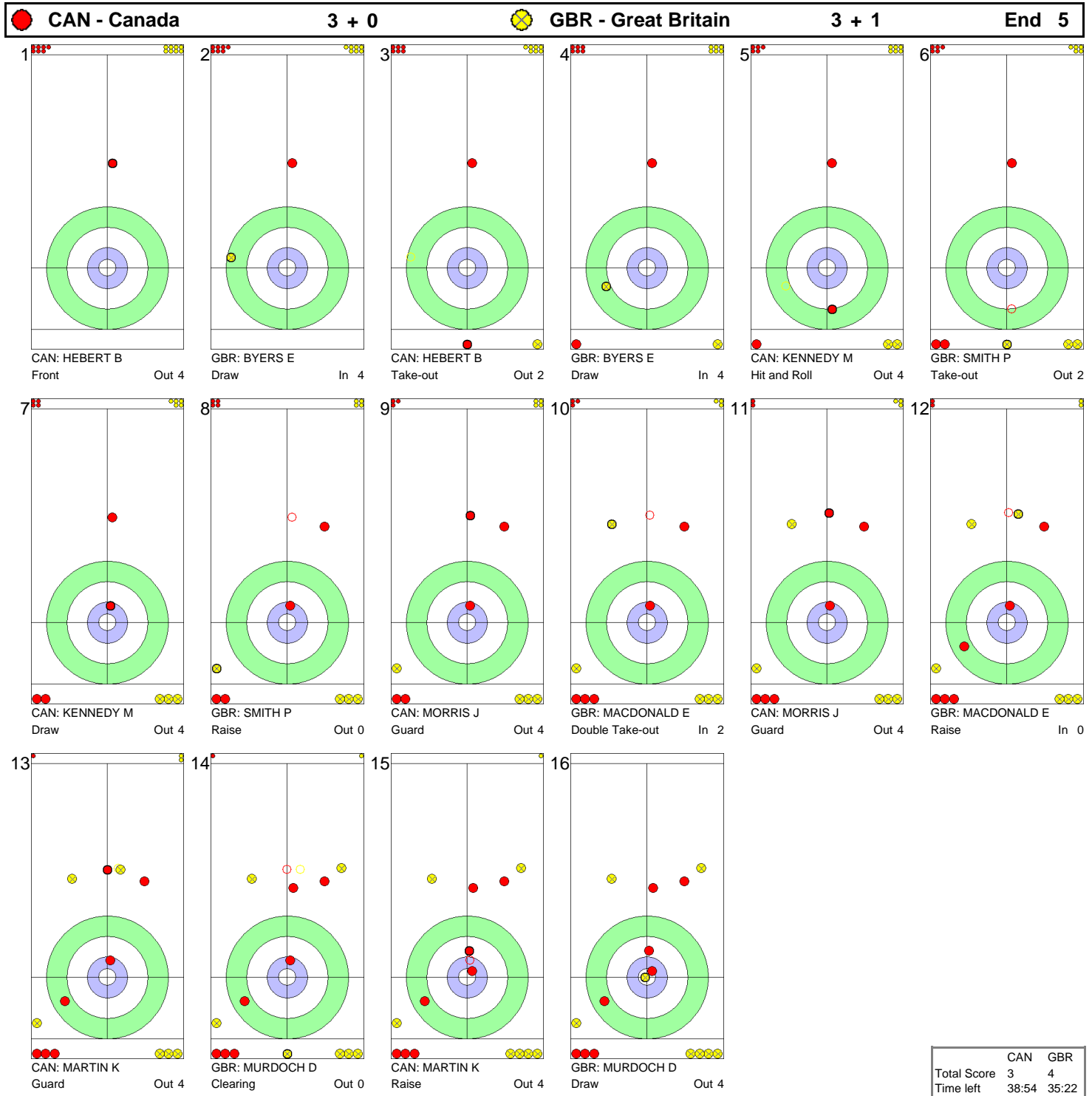


	CAN	GBR
Total Score	3	3
Time left	45:56	42:54



GAME - SHOT BY SHOT / DÉROULEMENT DE LA PARTIE

SAT 20 FEB 2010 / SAM 20 FÉV 2010 START TIME / DÉBUT 19:00



	CAN	GBR
Total Score	3	4
Time left	38:54	35:22



GAME - SHOT BY SHOT / DÉROULEMENT DE LA PARTIE

SAT 20 FEB 2010 / SAM 20 FÉV 2010 START TIME / DÉBUT 19:00



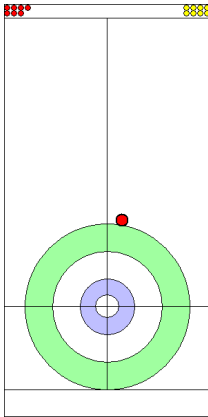
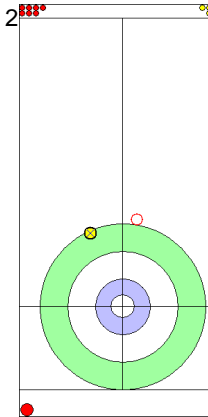
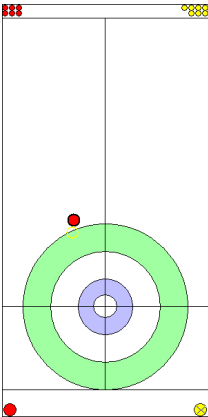
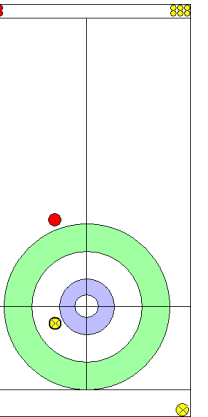
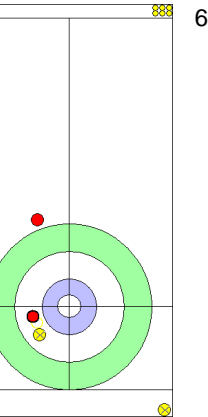
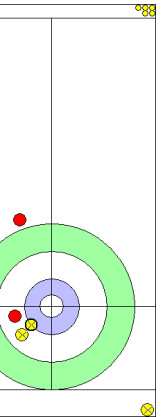
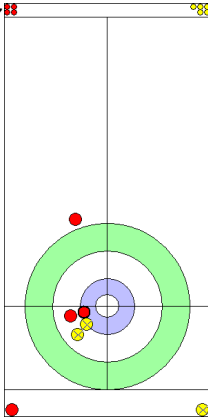
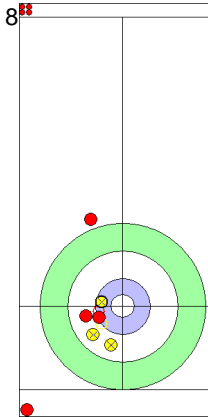
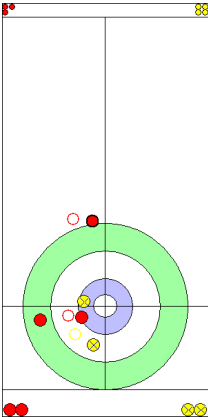
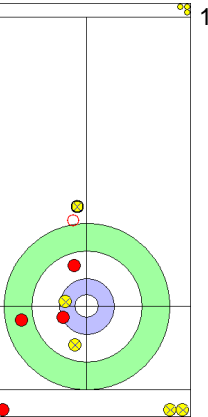
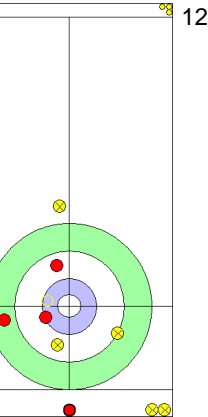
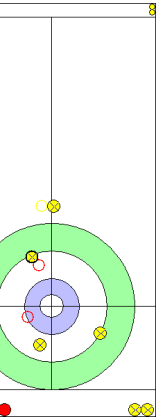
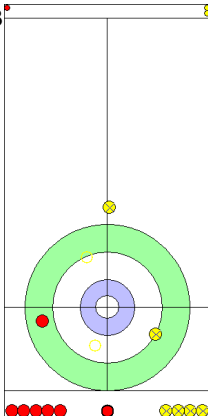
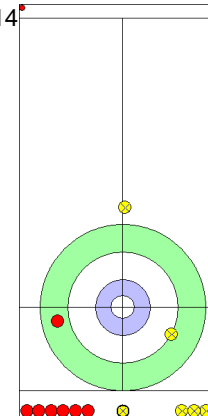
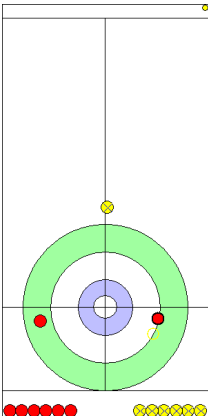
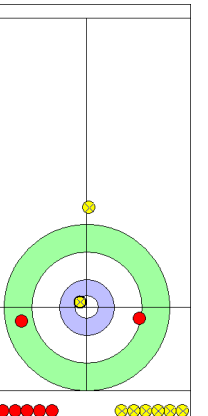
● CAN - Canada		3 + 2	● GBR - Great Britain	4 + 0	End 6
1					
2					
3					
4					
5					
6					
7					
8					
9					
10					
11					
12					
13					
14					
15					
16					

	CAN	GBR
Total Score	5	4
Time left	32:18	28:05



GAME - SHOT BY SHOT / DÉROULEMENT DE LA PARTIE

SAT 20 FEB 2010 / SAM 20 FÉV 2010 START TIME / DÉBUT 19:00

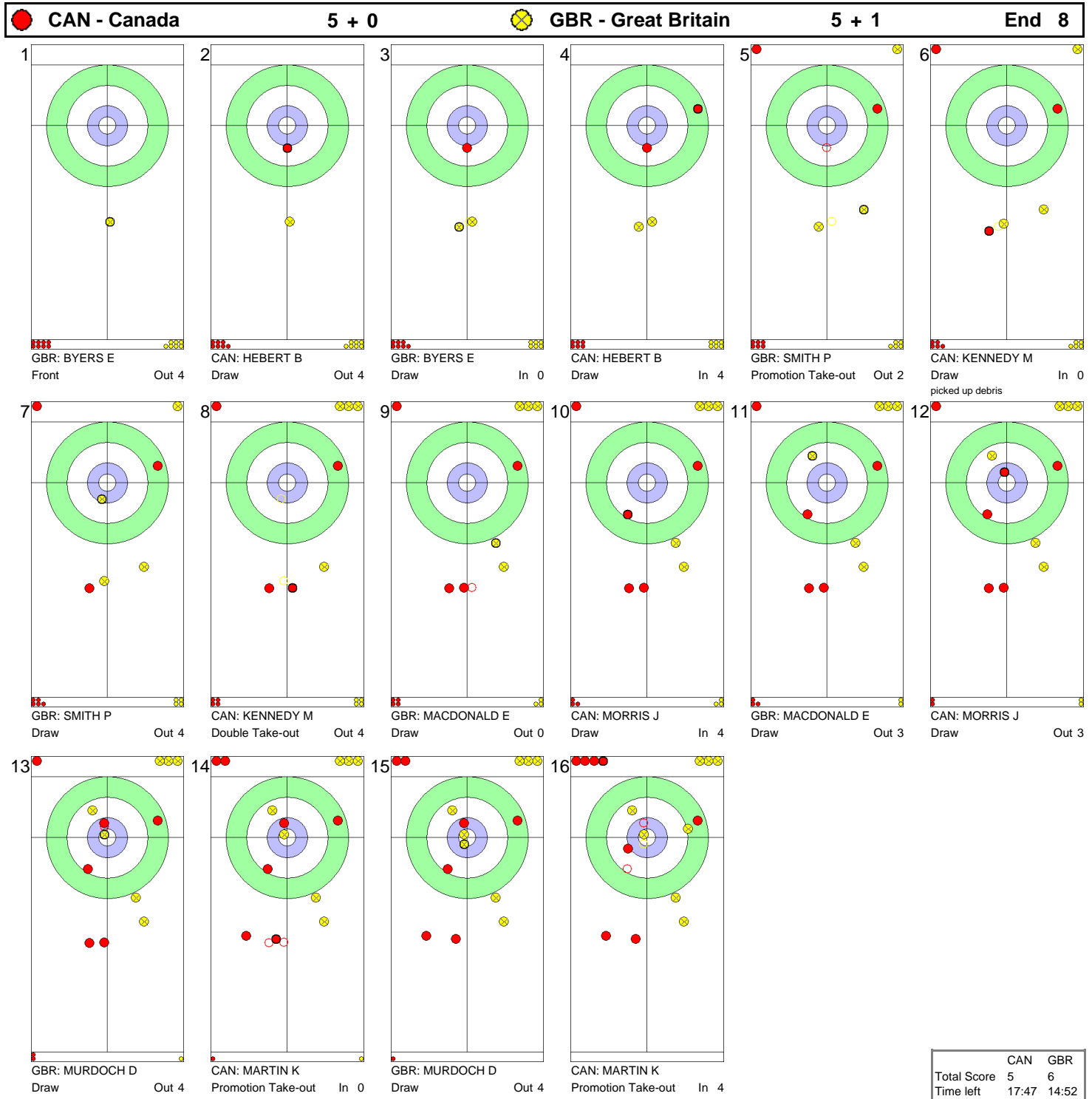
 <b>CAN - Canada</b>		5 + 0	 <b>GBR - Great Britain</b>		4 + 1	End 7
1						
	CAN: HEBERT B Front	Out 0				
2						
	GBR: BYERS E Take-out	In 4				
3						
	CAN: HEBERT B Hit and Roll	Out 3				
4						
	GBR: BYERS E Draw	In 3				
5						
	CAN: KENNEDY M Raise	In 4				
6						
	GBR: SMITH P Draw	In 3				
7						
	CAN: KENNEDY M Draw	In 3				
8						
	GBR: SMITH P Raise	In 4				
9						
	CAN: MORRIS J Promotion Take-out	Out 1				
10						
	GBR: MACDONALD E Draw	Out 0				
11						
	CAN: MORRIS J Clearing	Out 2				
12						
	GBR: MACDONALD E Double Take-out	In 4				
13						
	CAN: MARTIN K Double Take-out	Out 4				
14						
	GBR: MURDOCH D Draw	In 0				
15						
	CAN: MARTIN K Take-out	In 4				
16						
	GBR: MURDOCH D Draw	Out 4				

	CAN	GBR
Total Score	5	5
Time left	25:21	21:29



GAME - SHOT BY SHOT / DÉROULEMENT DE LA PARTIE

SAT 20 FEB 2010 / SAM 20 FÉV 2010 START TIME / DÉBUT 19:00



	CAN	GBR
Total Score	5	6
Time left	17:47	14:52



GAME - SHOT BY SHOT / DÉROULEMENT DE LA PARTIE

SAT 20 FEB 2010 / SAM 20 FÉV 2010 START TIME / DÉBUT 19:00

● CAN - Canada		5 + 0	● GBR - Great Britain	6 + 0	End 9
1	GBR: BYERS E Front	In 0			
2	CAN: HEBERT B Take-out	Out 4			
3	GBR: BYERS E Take-out	In 4			
4	CAN: HEBERT B Take-out	Out 4			
5	GBR: SMITH P Take-out	Out 2			
6	CAN: KENNEDY M through	Out X			
7	GBR: SMITH P Front	Out 4			
8	CAN: KENNEDY M Clearing	Out 4			
9	GBR: MACDONALD E Front	Out 4			
10	CAN: MORRIS J Clearing	In 4			
11	GBR: MACDONALD E Front	Out 4			
12	CAN: MORRIS J Clearing	In 4			
13	GBR: MURDOCH D Draw	Out 4			
14	CAN: MARTIN K Take-out	Out 4			
15	GBR: MURDOCH D Take-out	In 4			
16	CAN: MARTIN K Clearing	In 4			

	CAN	GBR
Total Score	5	6
Time left	14:17	10:25

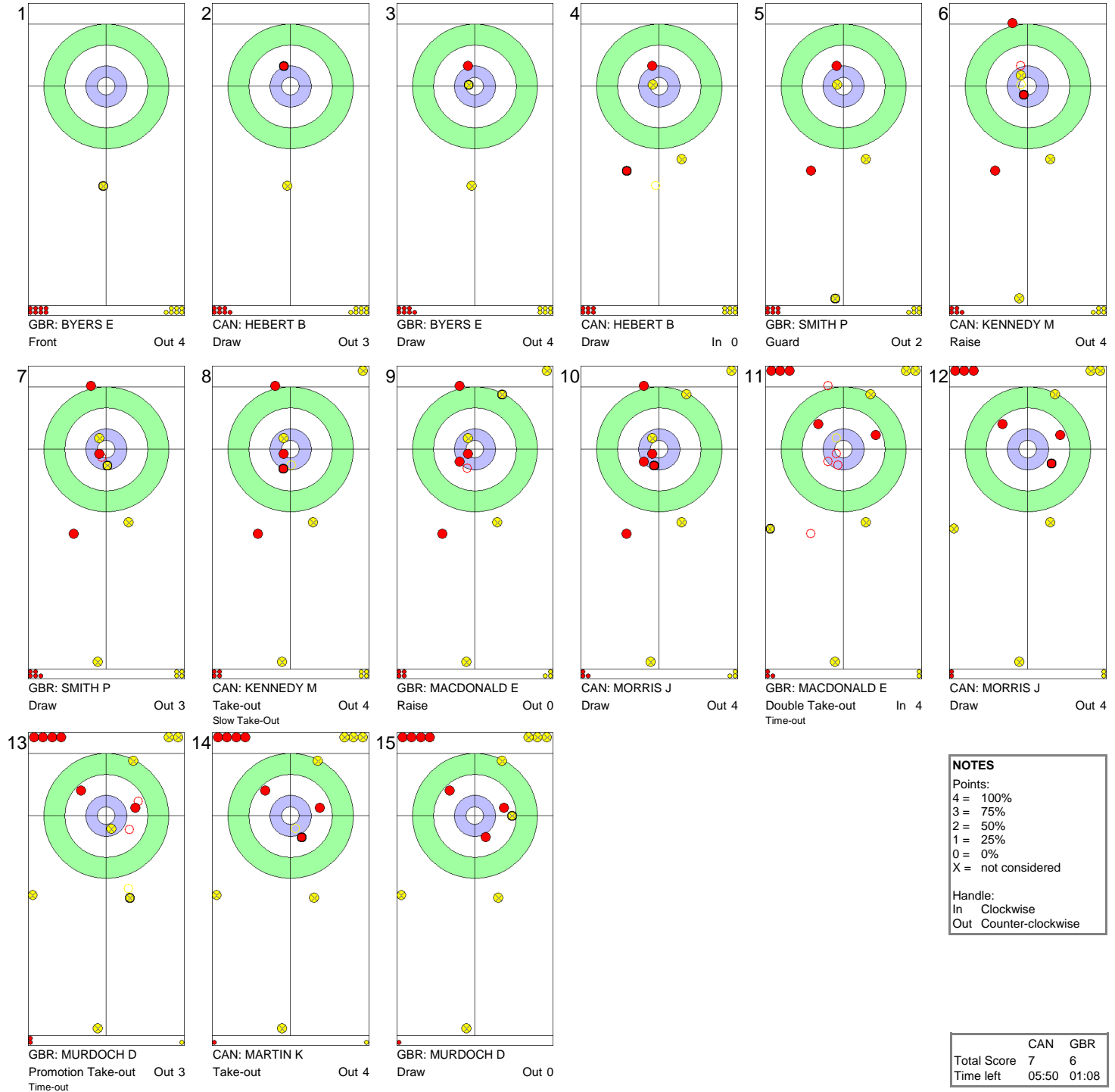




GAME - SHOT BY SHOT / DÉROULEMENT DE LA PARTIE

SAT 20 FEB 2010 / SAM 20 FÉV 2010 START TIME / DÉBUT 19:00

**● CAN - Canada** 5 + 2 **● GBR - Great Britain** 6 + 0 **End 10**



**NOTES**  
Points:  
4 = 100%  
3 = 75%  
2 = 50%  
1 = 25%  
0 = 0%  
X = not considered  
  
Handle:  
In Clockwise  
Out Counter-clockwise

	CAN	GBR
Total Score	7	6
Time left	05:50	01:08



## SESSION RESULTS AND STANDINGS RÉSULTATS DE LA SESSION ET CLASSEMENT

SAT 20 FEB 2010 / SAM 20 FÉV 2010 START TIME / DÉBUT 9:00

Sheet	Round	Team	LSFE	1	2	3	4	5	6	7	8	9	10	Extra	Ends	Total
A	6	NOR - Norway		0	1	0	2	0	0	0	3	0	X			6
	6	DEN - Denmark	*	0	0	1	0	1	0	0	0	1	X			3
B	5	FRA - France		0	0	3	1	0	0	0	0	X	X			4
	6	GER - Germany	*	2	0	0	0	2	1	2	2	X	X			9
C	5	CHN - People's Republic of China		0	0	1	0	1	0	0	2	0	X			4
	5	GBR - Great Britain	*	1	0	0	2	0	3	2	0	1	X			9
D	5	SWE - Sweden	*	0	0	1	0	2	0	3	0	0	1	0		7
	6	USA - United States of America		1	1	0	2	0	1	0	0	2	0	1		8

### Standings After Round Robin Session 7

Rank	Team	Games	Wins	Losses
1	CAN - Canada	5	5	0
2	NOR - Norway	6	5	1
3	GBR - Great Britain	5	3	2
3	SUI - Switzerland	5	3	2
3	SWE - Sweden	5	3	2
6	GER - Germany	6	3	3
7	USA - United States of America	6	2	4
8	CHN - People's Republic of China	5	1	4
8	FRA - France	5	1	4
10	DEN - Denmark	6	1	5

#### LEGEND

LSFE (\*) Last stone first end

X Unplayed/unfinished end due to concession



## SESSION REVIEW / SYNTHÈSE DE LA SESSION

SAT 20 FEB 2010 / SAM 20 FÉV 2010 START TIME / DÉBUT 9:00

### Men: Session 7 - NOR 6-3 DEN, GER 9-4 FRA, GBR 9-4 CHN, USA 8-7 SWE

VANCOUVER, Feb 20 - Norway and Sweden emerged as two of Canada's principal pursuers and Great Britain fought hard to get back in the medal chase during Session 7 of the Men's Curling tournament in the Vancouver 2010 Olympic Winter Games at the Vancouver Olympic Centre on Saturday.

On Sheet A, Norway defeated Denmark 6-3.

After changes in its past two games, Denmark returned to its original line-up, sitting alternate Mikkel POULSEN (DEN).

Norway opened the scoring in the second when Johnny FREDERIKSEN (DEN) rolled too far on a last stone takeout, giving Norway shot rock and a steal of one.

Norway increased its lead to 3-1 in the fourth and, after blanks in the sixth and seventh, led 3-2.

The eighth end was decisive. Norway had the hammer. Danish skip and third Ulrik SCHMIDT (DEN) wrecked on a guard with his first stone, leaving two Norway counters. FREDERIKSEN failed to hide either of his skip-stone draws behind a Norwegian rock in the top 12, and Norway skip Thomas ULSRUD (NOR) had an easy last-stone takeout for three and a 6-2 lead.

Denmark could only manage a single in the ninth and conceded after 14 stones in the 10th.

Norway went to 5-1 and Denmark fell to 1-5.

On Sheet D, Sweden lost in an 8-7 extra-end decision to USA.

USA made another line-up change to start the game. Alternate Chris PLYS (USA), who threw third and skipped USA to its first win in its last game, returned to the bench. Their original skip, John SHUSTER (USA), resumed calling shots, but threw third rather than fourth. Jason SMITH (USA) continued to throw fourth.

Sweden opened by giving USA a two-shot lead by the end of the second end. In the first, skip Niklas EDIN (SWE) had to throw against three with his last stone, but could clear only two and the USA stole one. In the second, he missed a tap-back in a crowded house to give USA another steal of one.

USA increased its lead to 4-1 in the fourth when EDIN threw a light draw with his last stone, leaving SMITH (USA) a draw to the four-foot for a deuce.

The United States led 5-3 after six. In the seventh, SMITH was heavy with a draw to the four-foot with his last stone, and EDIN had an easy hit-and-stick for three to propel Sweden to a 6-5 lead.

USA brought the hammer into the ninth, where EDIN threw wide on a takeout attempt with his first stone, leading to a last-rock Jason SMITH hit-and-stick in the four-foot for a USA deuce and a 7-6 lead.

In the 10th, solid throwing by USA and a heavy first-stone draw from EDIN kept Sweden from a deuce, and the game went to extra ends.

In the 11th, EDIN, with his last stone, played a neat hit and stay to give Sweden two counters on the centre-line, one in the top four and one in the back four. SMITH had to find the button with his last-rock draw and pulled it off, giving USA the win.

Sweden are now 3-2 and USA improved to 2-4.



On Sheet C, Great Britain took China 9-4 in nine ends.

The 2009 world championship rink from Scotland went into the sixth with a 3-2 lead and the hammer.

In the sixth, Chinese skip Rui LIU (CHN) wrecked on a guard with his first stone and under-threw a draw with his second, leaving British skip David MURDOCH (GBR) an easy take-out for three and a 6-2 lead.

With last rock in the seventh, LIU under-threw a draw to the button, handing Great Britain a steal of two, making it 8-2.

In the ninth, after LIU failed to make the rings on a free draw into a wide-open house, MURDOCH eased his last rock onto the button for a single, making the score 9-4 and earning the concession.

Great Britain went to 3-2. China dropped to 1-4.

France and Germany, both facing uphill battles to get into medal contention, met on Sheet B.

Germany continued to scramble its line-up, opening the game with entry-list lead Andreas KEMPF (GER), back in his Games opening position, second Holger HOEHNE (GER) sitting out, third Andy LANG (GER) throwing second, and alternate Daniel HERBERG (GER) throwing third. Skip Andy KAPP (GER) remained at the helm, as he has throughout the tournament.

France had a 4-2 lead after four. Germany made a deuce in the fifth to make it even at the break.

Germany then got consecutive steals of one, two and two to take a 9-4 lead after eight, at which point the French conceded.

Germany evened its record at 3-3. France is at 1-4.



## GAME RESULTS / RÉSULTATS DE LA PARTIE

SAT 20 FEB 2010 / SAM 20 FÉV 2010 START TIME / DÉBUT 9:00

Sheet	Round	Team	LSFE	1	2	3	4	5	6	7	8	9	10	Extra	Ends	Total
A	6	NOR - Norway		0	1	0	2	0	0	0	3	0	X			6
	6	DEN - Denmark	*	0	0	1	0	1	0	0	0	1	X			3

NOR - Norway		Game	All
4 S	ULSRUD Thomas	97 %	85 %
3	NERGAARD Torger	89 %	76 %
2	SVAE Christoffer	83 %	84 %
1	PETERSSON Haavard Vad	81 %	84 %
A	LOEVOLD Thomas	- %	- %
Team Total		88 %	83 %

DEN - Denmark		Game	All
4	FREDERIKSEN Johnny	78 %	69 %
3 S	SCHMIDT Ulrik	89 %	74 %
2	JENSEN Bo	75 %	79 %
1	VILANDT Lars	86 %	81 %
A	POULSEN Mikkel	- %	81 %
Team Total		82 %	76 %

Time remaining: 10 minutes 3 seconds

Last Stone Draw: 3.4 cm

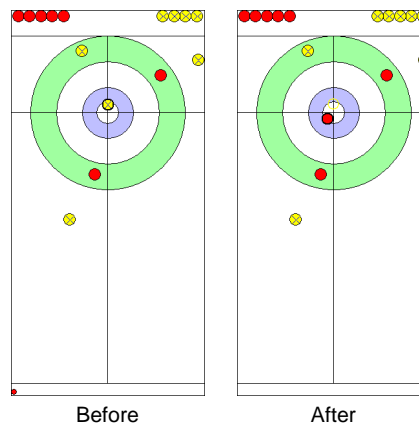
Time remaining: 3 minutes 42 seconds

Last Stone Draw: 0.0 cm

Time-out: end 8, DEN-7

### Most Important Shot:

With the Norwegian Skip ULSRUD T last shot, he threw a light Take-out that was swept around a Guard to remove the Danish stone from the button to take 3 and take control of the game.



End: 8  
Team: NOR  
Player: ULSRUD T  
Stone: Fourth, 2nd stone  
Task: Take-out  
Handle: Out-turn  
Points: 100%

● : NOR  
● : DEN

### NOTES

Team position and functions are attached to each team member's name as follows:  
4 = Fourth, 3 = Third, 2 = Second, 1 = Lead, A = Alternate, S = Skip

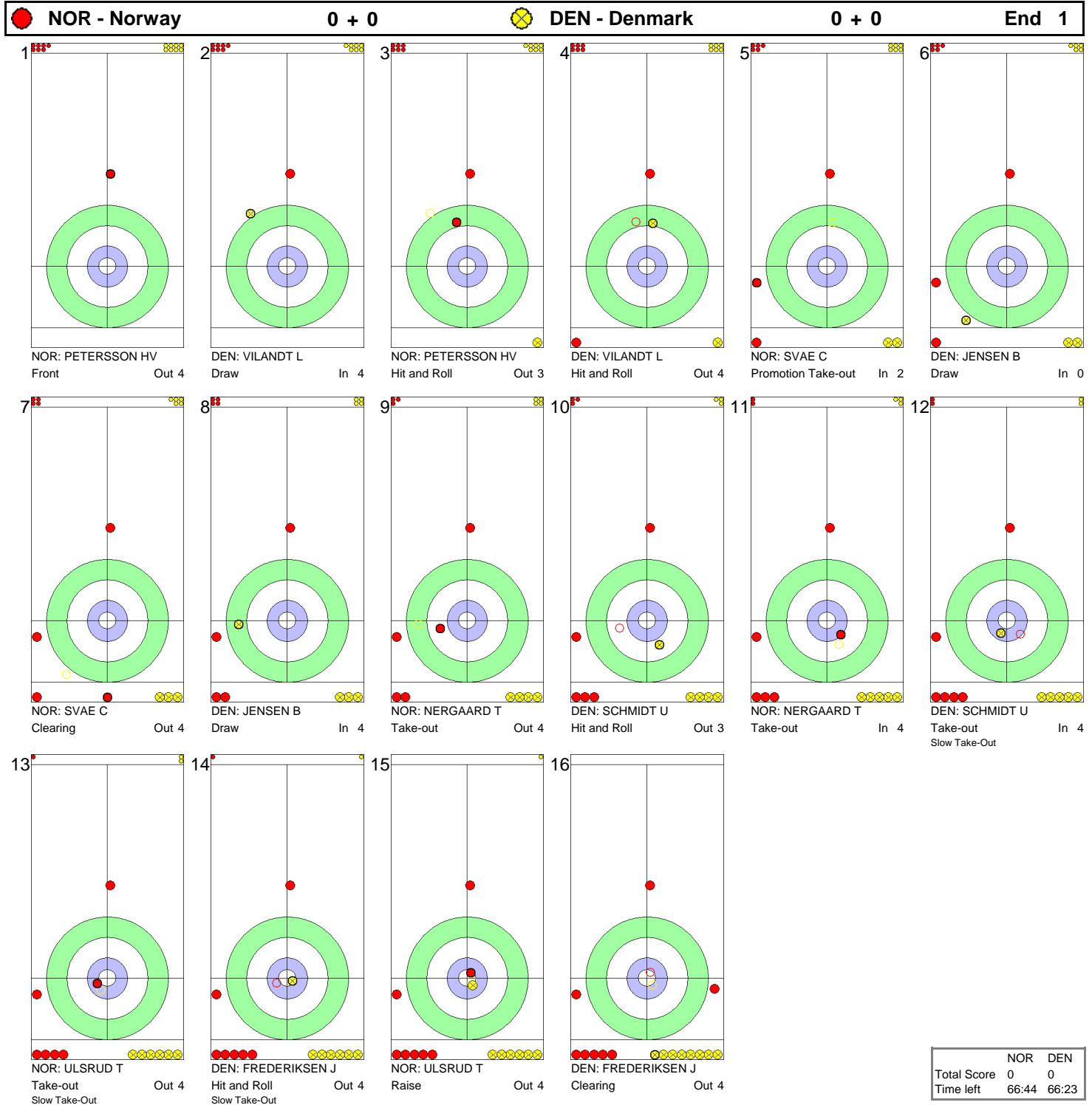
### LEGEND

LSFE (\*) Last stone first end X Unplayed/unfinished end due to concession



GAME - SHOT BY SHOT / DÉROULEMENT DE LA PARTIE

SAT 20 FEB 2010 / SAM 20 FÉV 2010 START TIME / DÉBUT 9:00



	NOR	DEN
Total Score	0	0
Time left	66:44	66:23



GAME - SHOT BY SHOT / DÉROULEMENT DE LA PARTIE

SAT 20 FEB 2010 / SAM 20 FÉV 2010 START TIME / DÉBUT 9:00

● NOR - Norway		0 + 1		● DEN - Denmark		0 + 0		End 2			
1		2		3		4		5		6	
7		8		9		10		11		12	
13		14		15		16					

	NOR	DEN
Total Score	1	0
Time left	59:11	60:05



GAME - SHOT BY SHOT / DÉROULEMENT DE LA PARTIE

SAT 20 FEB 2010 / SAM 20 FÉV 2010 START TIME / DÉBUT 9:00

● **NOR - Norway**      **1 + 0**     
 ● **DEN - Denmark**      **0 + 1**     
 **End 3**



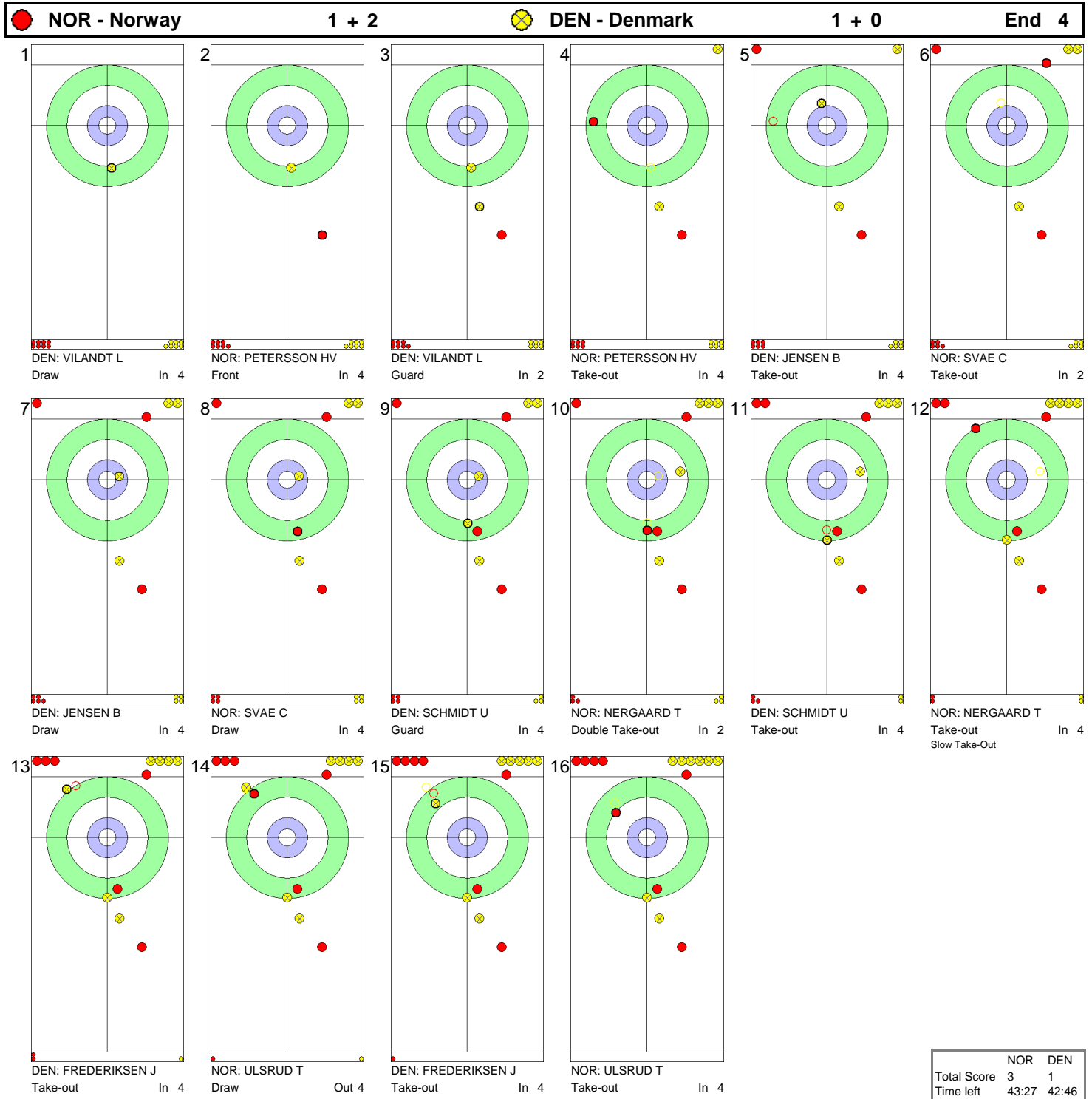
	NOR	DEN
Total Score	1	1
Time left	50:48	52:01





GAME - SHOT BY SHOT / DÉROULEMENT DE LA PARTIE

SAT 20 FEB 2010 / SAM 20 FÉV 2010 START TIME / DÉBUT 9:00



	NOR	DEN
Total Score	3	1
Time left	43:27	42:46



GAME - SHOT BY SHOT / DÉROULEMENT DE LA PARTIE

SAT 20 FEB 2010 / SAM 20 FÉV 2010 START TIME / DÉBUT 9:00

**NOR - Norway** 3 + 0 **DEN - Denmark** 1 + 1 **End 5**



	NOR	DEN
Total Score	3	2
Time left	36:49	35:35



GAME - SHOT BY SHOT / DÉROULEMENT DE LA PARTIE

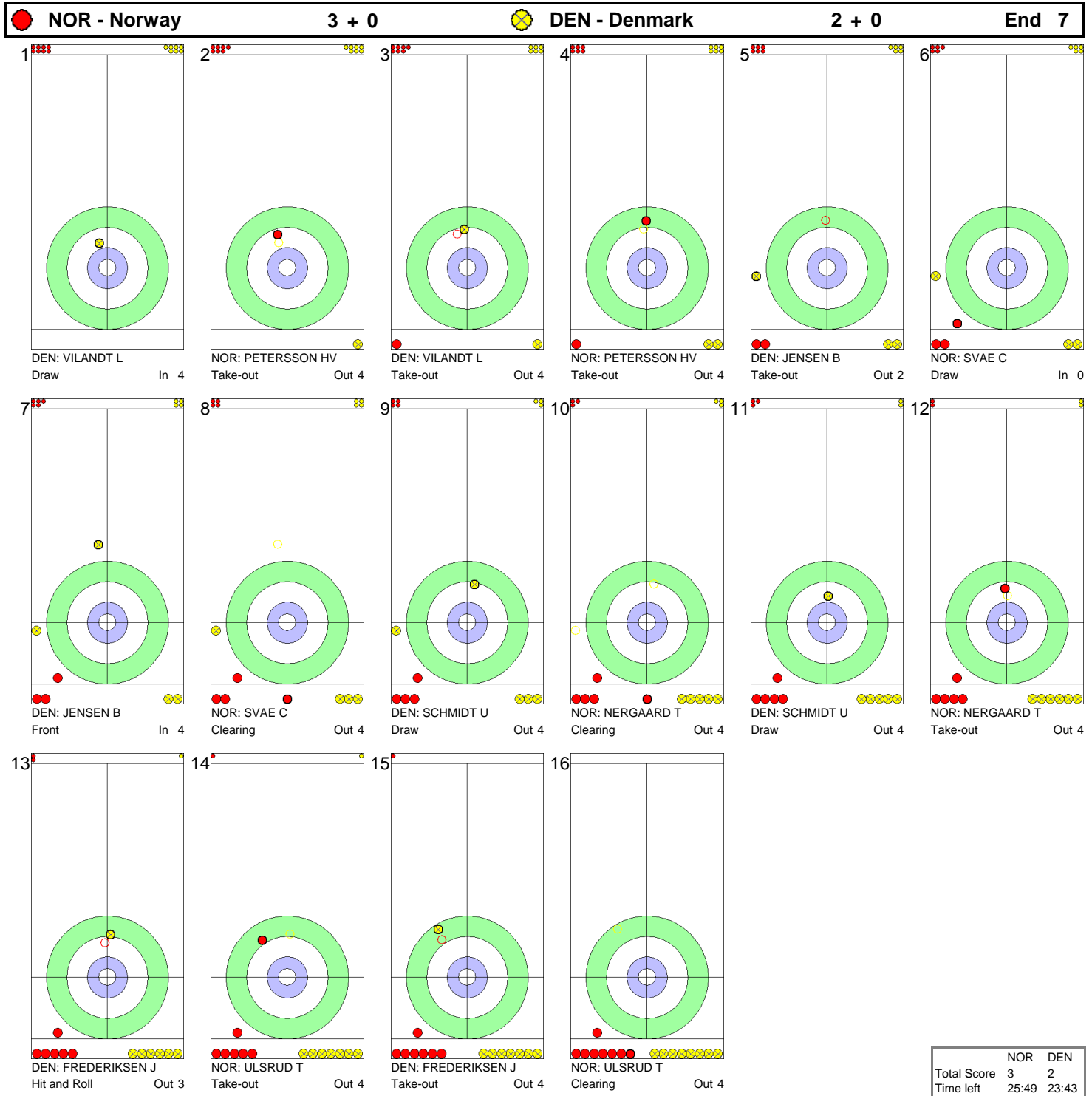
SAT 20 FEB 2010 / SAM 20 FÉV 2010 START TIME / DÉBUT 9:00





GAME - SHOT BY SHOT / DÉROULEMENT DE LA PARTIE

SAT 20 FEB 2010 / SAM 20 FÉV 2010 START TIME / DÉBUT 9:00



	NOR	DEN
Total Score	3	2
Time left	25:49	23:43



GAME - SHOT BY SHOT / DÉROULEMENT DE LA PARTIE

SAT 20 FEB 2010 / SAM 20 FÉV 2010 START TIME / DÉBUT 9:00

**NOR - Norway** 3 + 3 **DEN - Denmark** 2 + 0 **End 8**

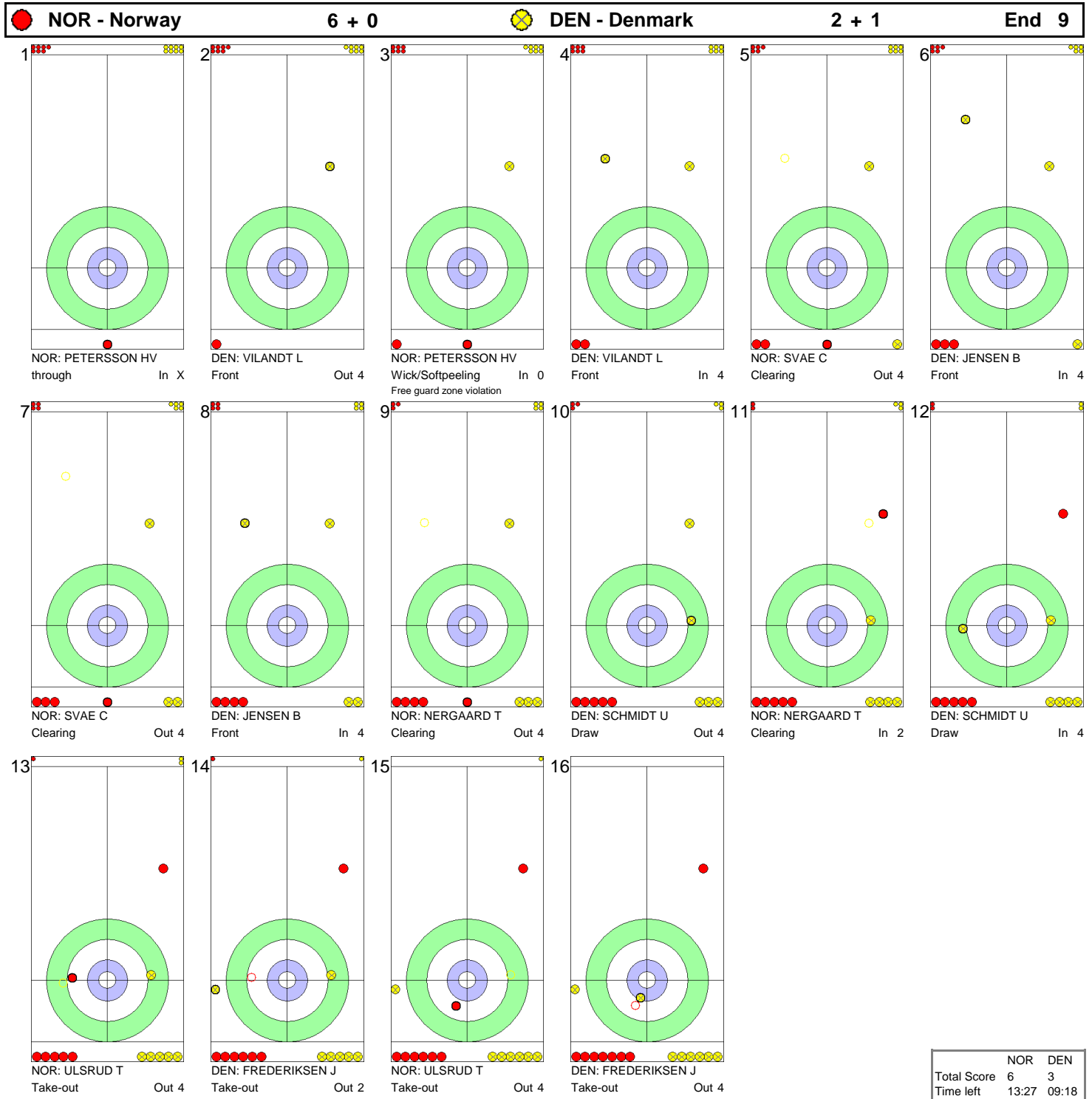


	NOR	DEN
Total Score	6	2
Time left	17:54	15:20



GAME - SHOT BY SHOT / DÉROULEMENT DE LA PARTIE

SAT 20 FEB 2010 / SAM 20 FÉV 2010 START TIME / DÉBUT 9:00


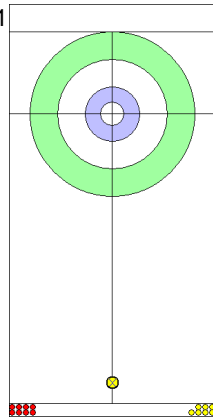
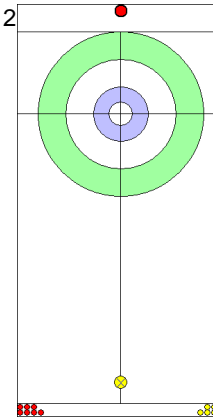
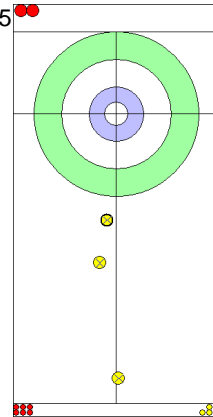
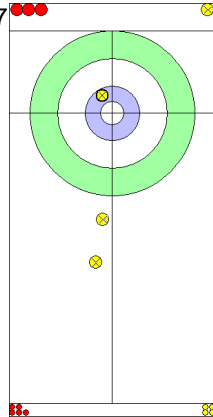
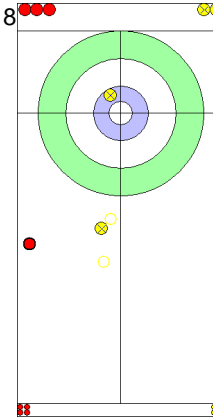
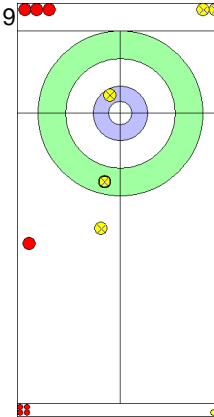
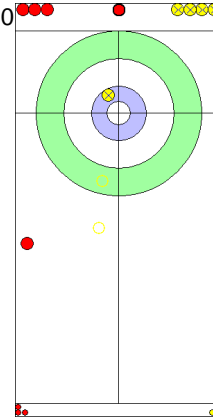
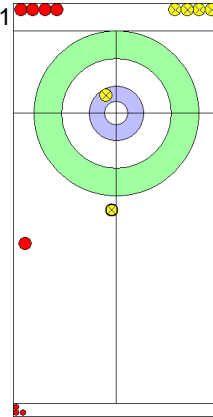
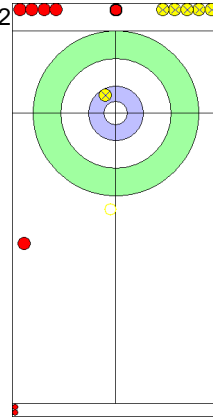


	NOR	DEN
Total Score	6	3
Time left	13:27	09:18



GAME - SHOT BY SHOT / DÉROULEMENT DE LA PARTIE

SAT 20 FEB 2010 / SAM 20 FÉV 2010 START TIME / DÉBUT 9:00

 <b>NOR - Norway</b>		<b>6 + X</b>		 <b>DEN - Denmark</b>		<b>3 + X</b>		<b>End 10</b>			
1		2		3		4		5		6	
DEN: VILANDT L Front In 4		NOR: PETERSSON HV through Out X		DEN: VILANDT L Front In 4		NOR: PETERSSON HV through Out X		DEN: JENSEN B Front Out 4		NOR: SVAE C Clearing Out 4	
7		8		9		10		11		12	
DEN: JENSEN B Draw Out 4		NOR: SVAE C Clearing In 4		DEN: SCHMIDT U Draw Out 4		NOR: NERGAARD T Clearing In 4		DEN: SCHMIDT U Guard Out 4		NOR: NERGAARD T Clearing In 4	
13		14									
DEN: FREDERIKSEN J Draw Out 4		NOR: ULSRUD T Take-out In 4									

**NOTES**

Points:  
4 = 100%  
3 = 75%  
2 = 50%  
1 = 25%  
0 = 0%  
X = not considered

Handle:  
In Clockwise  
Out Counter-clockwise

	NOR	DEN
Total Score	6	3
Time left	10:03	03:42



## GAME RESULTS / RÉSULTATS DE LA PARTIE

SAT 20 FEB 2010 / SAM 20 FÉV 2010 START TIME / DÉBUT 9:00

Sheet	Round	Team	LSFE	1	2	3	4	5	6	7	8	9	10	Extra	Ends	Total
B	5	FRA - France		0	0	3	1	0	0	0	0	X	X			4
	6	GER - Germany	*	2	0	0	0	2	1	2	2	X	X			9

FRA - France		Game	All
4 S	DUFOUR Thomas	53 %	72 %
3	ANGIBOUST Tony	67 %	72 %
2	DUCROZ Jan Henri	63 %	76 %
1	DUCROZ Richard	75 %	80 %
A	MATHIEU Raphael	- %	- %
Team Total		64 %	75 %

GER - Germany		Game	All
4 S	KAPP Andy	81 %	78 %
3	HERBERG Daniel	72 %	72 %
2	LANG Andy	64 %	70 %
1	KEMPF Andreas	72 %	78 %
A	HOEHNE Holger	- %	77 %
Team Total		72 %	75 %

Time remaining: 10 minutes 56 seconds

Last Stone Draw: 185.4 cm (out)

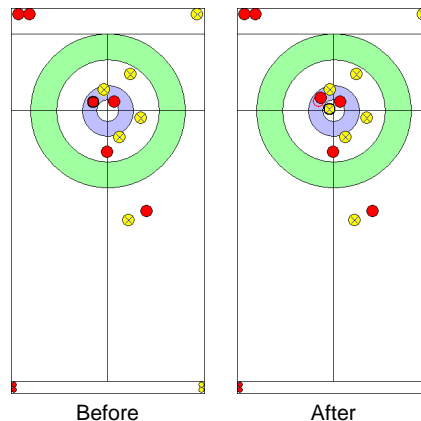
Time remaining: 13 minutes 11 seconds

Last Stone Draw: 0.0 cm

Time-out: end 8, GER-8

### Most Important Shot:

German Skip KAPP A made a perfect Draw into the pocket set up by two French stones. The French Skip DUFOUR T was unable to remove the stone so Germany stole one point.



End: 6  
Team: GER  
Player: KAPP A  
Stone: Fourth, 1st stone  
Task: Draw  
Handle: In-turn  
Points: 100%

● : FRA  
● : GER

### NOTES

Team position and functions are attached to each team member's name as follows:  
4 = Fourth, 3 = Third, 2 = Second, 1 = Lead, A = Alternate, S = Skip

### LEGEND

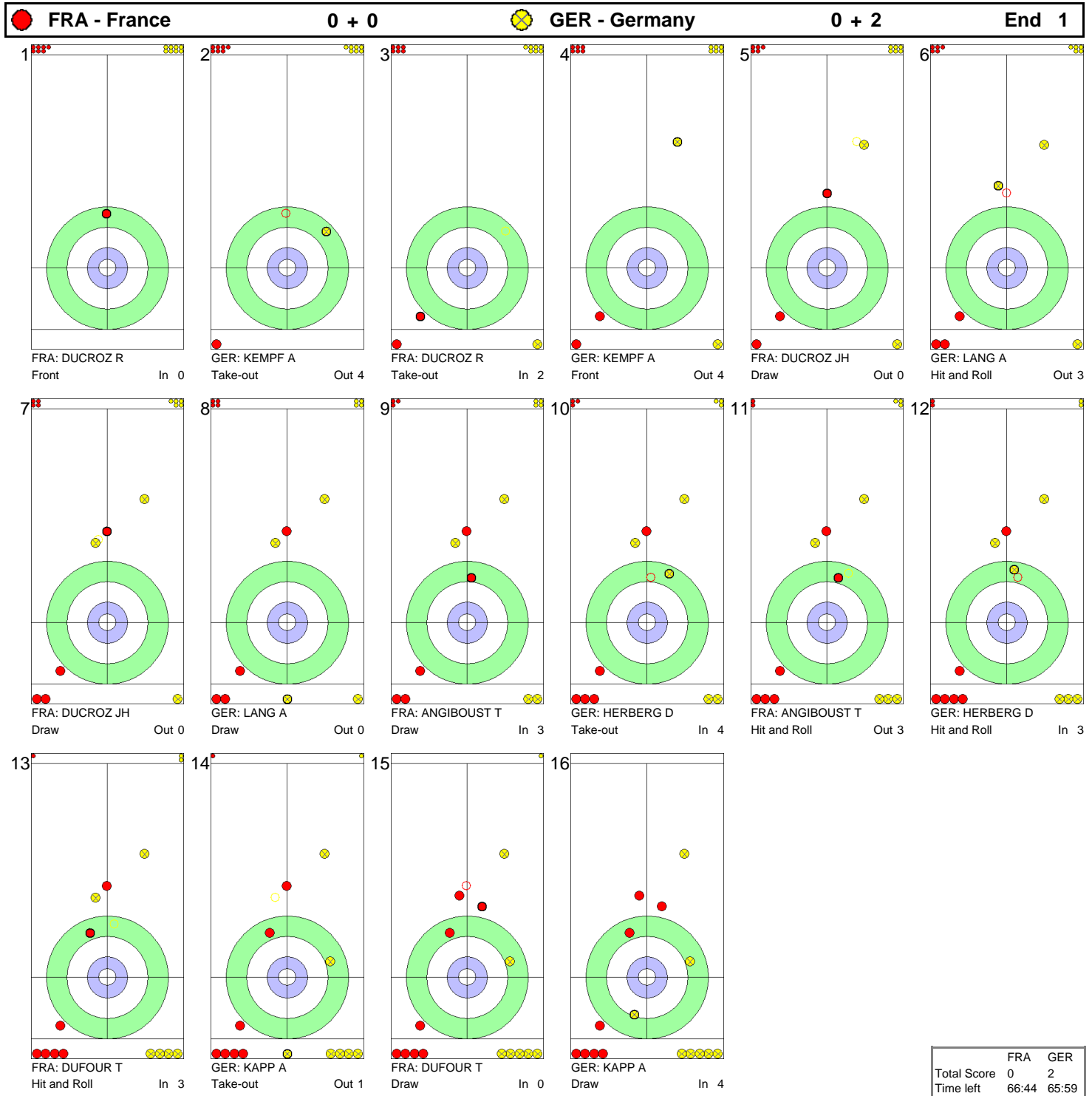
LSFE (\*) Last stone first end X Unplayed/unfinished end due to concession





GAME - SHOT BY SHOT / DÉROULEMENT DE LA PARTIE

SAT 20 FEB 2010 / SAM 20 FÉV 2010 START TIME / DÉBUT 9:00

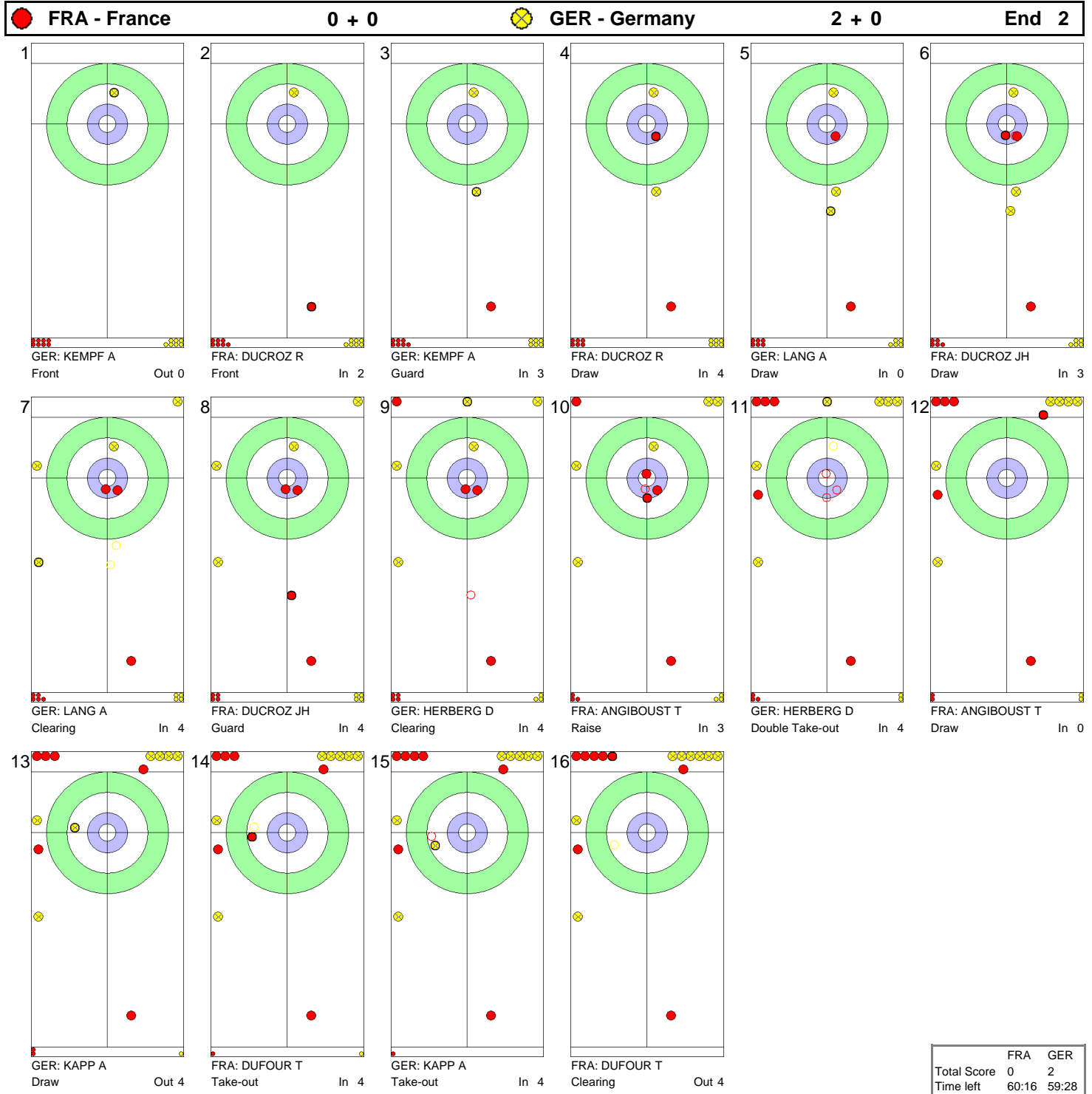


	FRA	GER
Total Score	0	2
Time left	66:44	65:59



GAME - SHOT BY SHOT / DÉROULEMENT DE LA PARTIE

SAT 20 FEB 2010 / SAM 20 FÉV 2010 START TIME / DÉBUT 9:00

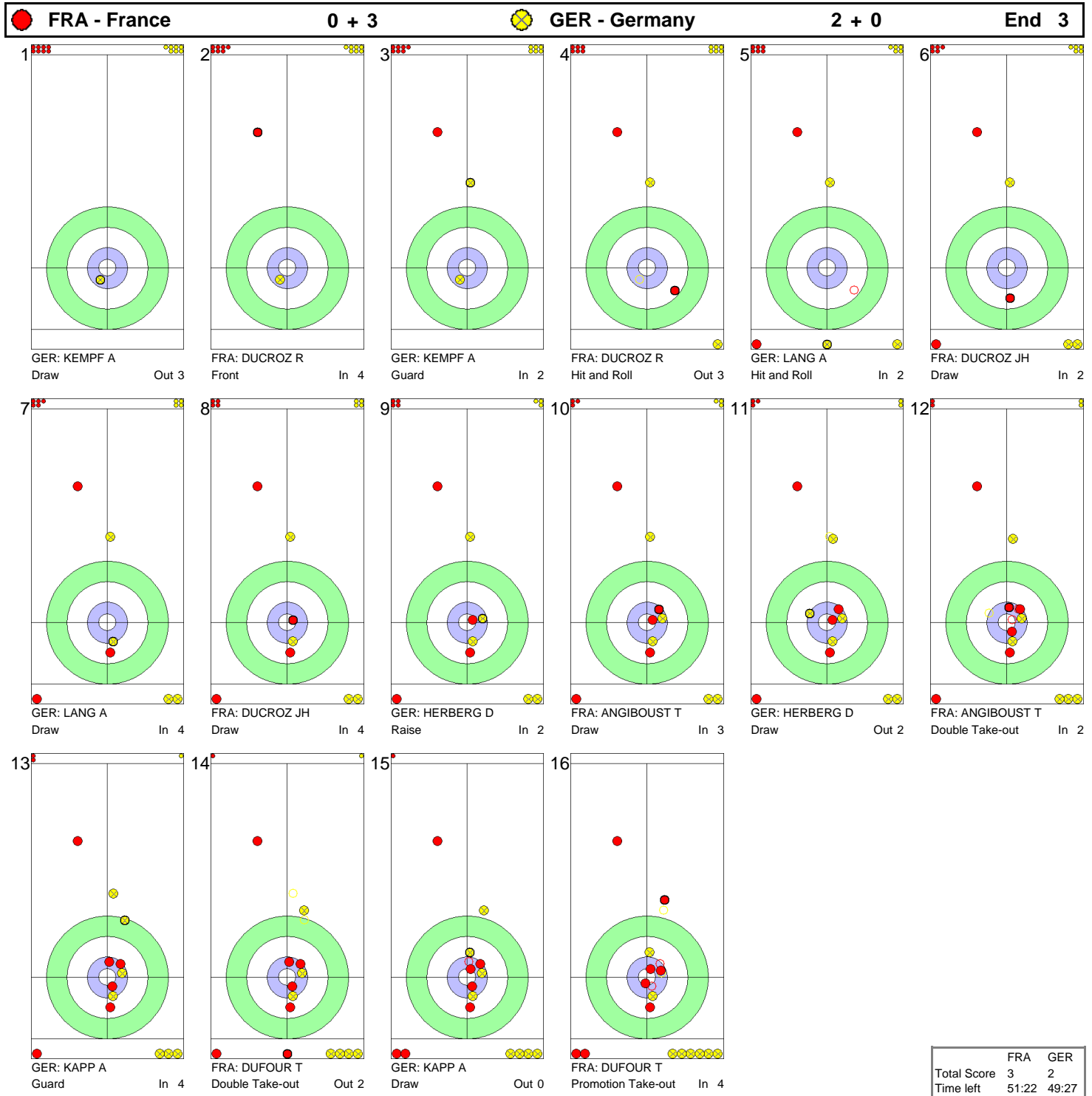


	FRA	GER
Total Score	0	2
Time left	60:16	59:28



GAME - SHOT BY SHOT / DÉROULEMENT DE LA PARTIE

SAT 20 FEB 2010 / SAM 20 FÉV 2010 START TIME / DÉBUT 9:00



	FRA	GER
Total Score	3	2
Time left	51:22	49:27



## GAME - SHOT BY SHOT / DÉROULEMENT DE LA PARTIE

SAT 20 FEB 2010 / SAM 20 FÉV 2010 START TIME / DÉBUT 9:00



	FRA	GER
Total Score	4	2
Time left	42:37	42:36



GAME - SHOT BY SHOT / DÉROULEMENT DE LA PARTIE

SAT 20 FEB 2010 / SAM 20 FÉV 2010 START TIME / DÉBUT 9:00

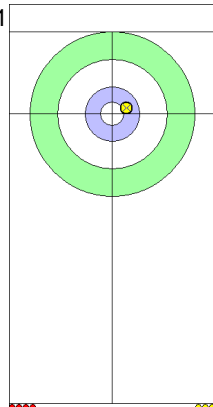
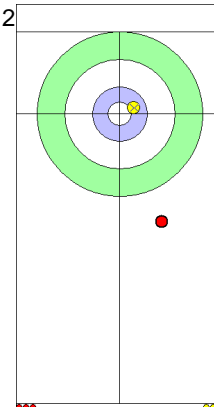
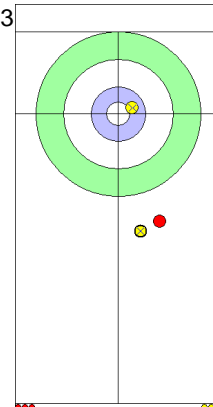
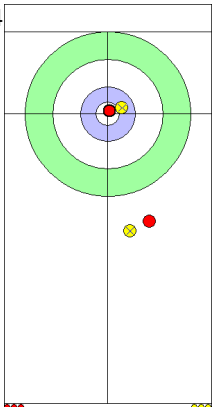
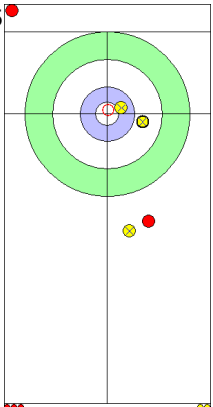
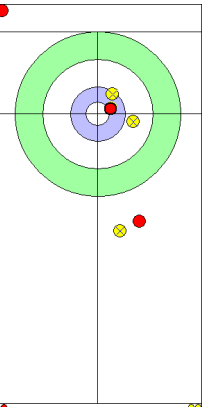
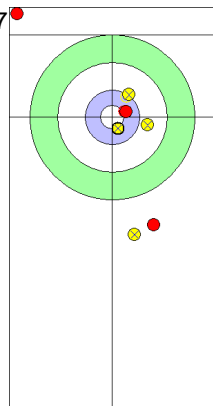
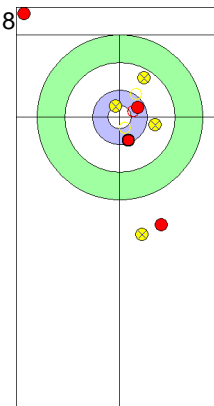
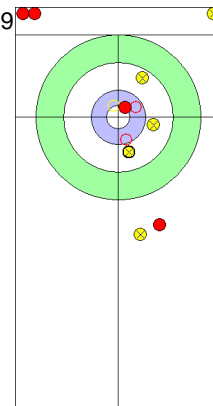
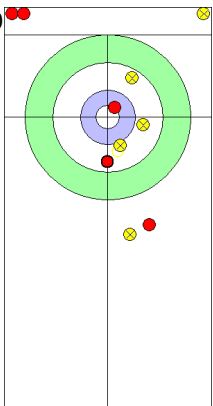
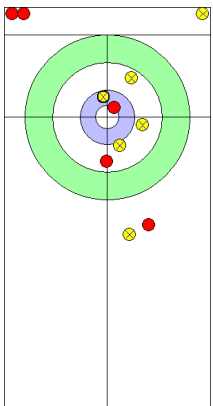
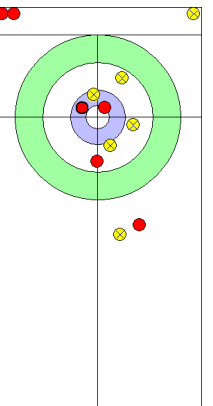
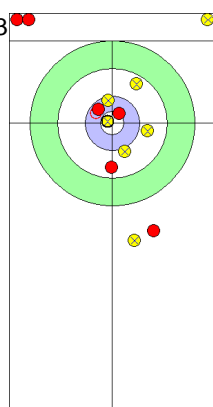
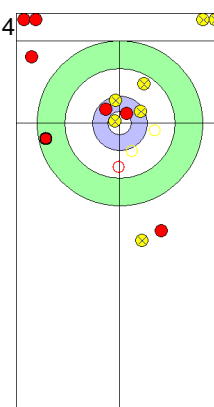
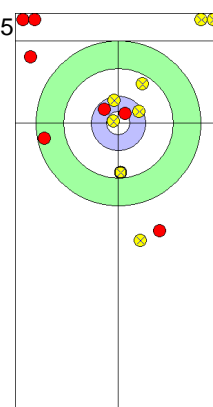
● FRA - France		4 + 0		● GER - Germany		2 + 2		End 5															
1		FRA: DUCROZ R Draw	In 4	2		GER: KEMPF A Front	In 0	3		FRA: DUCROZ R Take-out	Out 2	4		GER: KEMPF A Front	In 4	5		FRA: DUCROZ JH Guard	In 2	6		GER: LANG A Raise	In 4
7		FRA: DUCROZ JH Draw	In 3	8		GER: LANG A Draw	In 4	9		FRA: ANGIBOUST T Raise	In 3	10		GER: HERBERG D Hit and Roll	Out 3	11		FRA: ANGIBOUST T Hit and Roll	In 4	12		GER: HERBERG D Take-out	In 4
13		FRA: DUFOUR T Promotion Take-out	Out 3	14		GER: KAPP A Draw	In 4	15		FRA: DUFOUR T Freeze	In 4	16		GER: KAPP A Draw	In 4								

	FRA	GER
Total Score	4	4
Time left	33:43	35:34



GAME - SHOT BY SHOT / DÉROULEMENT DE LA PARTIE

SAT 20 FEB 2010 / SAM 20 FÉV 2010 START TIME / DÉBUT 9:00

● FRA - France		4 + 0		● GER - Germany		4 + 1		End 6															
1		GER: KEMPF A Draw	Out 4	2		FRA: DUCROZ R Front	In 4	3		GER: KEMPF A Draw	In 2	4		FRA: DUCROZ R Draw	In 2	5		GER: LANG A Hit and Roll	In 4	6		FRA: DUCROZ JH Draw	In 4
7		GER: LANG A Raise	In 4	8		FRA: DUCROZ JH Raise	In 2	9		GER: HERBERG D Double Take-out	In 2	10		FRA: ANGIOUST T Draw	In 4	11		GER: HERBERG D Draw	In 2	12		FRA: ANGIOUST T Draw	In 2
13		GER: KAPP A Draw	In 4	14		FRA: DUFOUR T Double Take-out	In 2	15		GER: KAPP A Guard	In 3	16		FRA: DUFOUR T Hit and Roll	Out 0								

	FRA	GER
Total Score	4	5
Time left	24:07	26:59



GAME - SHOT BY SHOT / DÉROULEMENT DE LA PARTIE

SAT 20 FEB 2010 / SAM 20 FÉV 2010 START TIME / DÉBUT 9:00



	FRA	GER
Total Score	4	7
Time left	17:09	20:01



GAME - SHOT BY SHOT / DÉROULEMENT DE LA PARTIE

SAT 20 FEB 2010 / SAM 20 FÉV 2010 START TIME / DÉBUT 9:00

**FRA - France** 4 + 0 **GER - Germany** 7 + 2 **End 8**

1  GER: KEMPF A Draw Out 4	2  FRA: DUCROZ R Front In 4	3  GER: KEMPF A Draw Out 4	4  FRA: DUCROZ R Draw In 2	5  GER: LANG A Take-out Out 4	6  FRA: DUCROZ JH Draw In 4
7  GER: LANG A Clearing In 4	8  FRA: DUCROZ JH Draw In 2	9  GER: HERBERG D Clearing Out 4	10  FRA: ANGIBOUST T Draw In 2	11  GER: HERBERG D Draw In 2	12  FRA: ANGIBOUST T Promotion Take-out In 2
13  GER: KAPP A Take-out Out 4	14  FRA: DUFOUR T Double Take-out Out 2	15  GER: KAPP A Draw In 4 Time-out	16  FRA: DUFOUR T Draw Out 0		

**NOTES**  
Points:  
4 = 100%  
3 = 75%  
2 = 50%  
1 = 25%  
0 = 0%  
X = not considered  
Handle:  
In Clockwise  
Out Counter-clockwise

	FRA	GER
Total Score	4	9
Time left	10:56	13:11





## GAME RESULTS / RÉSULTATS DE LA PARTIE

SAT 20 FEB 2010 / SAM 20 FÉV 2010 START TIME / DÉBUT 9:00

Sheet	Round	Team	LSFE	1	2	3	4	5	6	7	8	9	10	Extra	Ends	Total
C	5	CHN - People's Republic of China		0	0	1	0	1	0	0	2	0	X			4
	5	GBR - Great Britain	*	1	0	0	2	0	3	2	0	1	X			9

CHN - People's Republic of China		Game	All
4	LIU Rui	71 %	76 %
3 S	WANG Fengchun	79 %	80 %
2	XU Xiaoming	81 %	81 %
1	ZANG Jialiang	85 %	81 %
A	LI Hongchen	- %	- %
Team Total		79 %	79 %

GBR - Great Britain		Game	All
4 S	MURDOCH David	86 %	79 %
3	MACDONALD Ewan	85 %	82 %
2	SMITH Pete	86 %	76 %
1	BYERS Euan	85 %	85 %
A	CONNAL Graeme	- %	- %
Team Total		86 %	81 %

Time remaining: 7 minutes 45 seconds

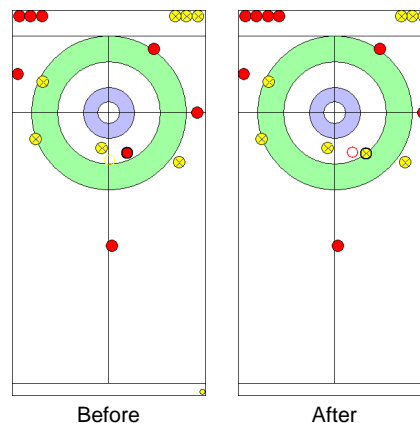
Last Stone Draw: 16.0 cm

Time remaining: 11 minutes 40 seconds

Last Stone Draw: 11.2 cm

### Most Important Shot:

British Skip MURDOCH D completed a Take-out and stay for three points, which followed a very strong end by all members of the team. Several British shots were made courtesy of the strong sweepers.



End: 6  
Team: GBR  
Player: MURDOCH D  
Stone: Fourth, 2nd stone  
Task: Take-out  
Handle: Out-turn  
Points: 100%

● : CHN  
● : GBR

### NOTES

Team position and functions are attached to each team member's name as follows:  
4 = Fourth, 3 = Third, 2 = Second, 1 = Lead, A = Alternate, S = Skip

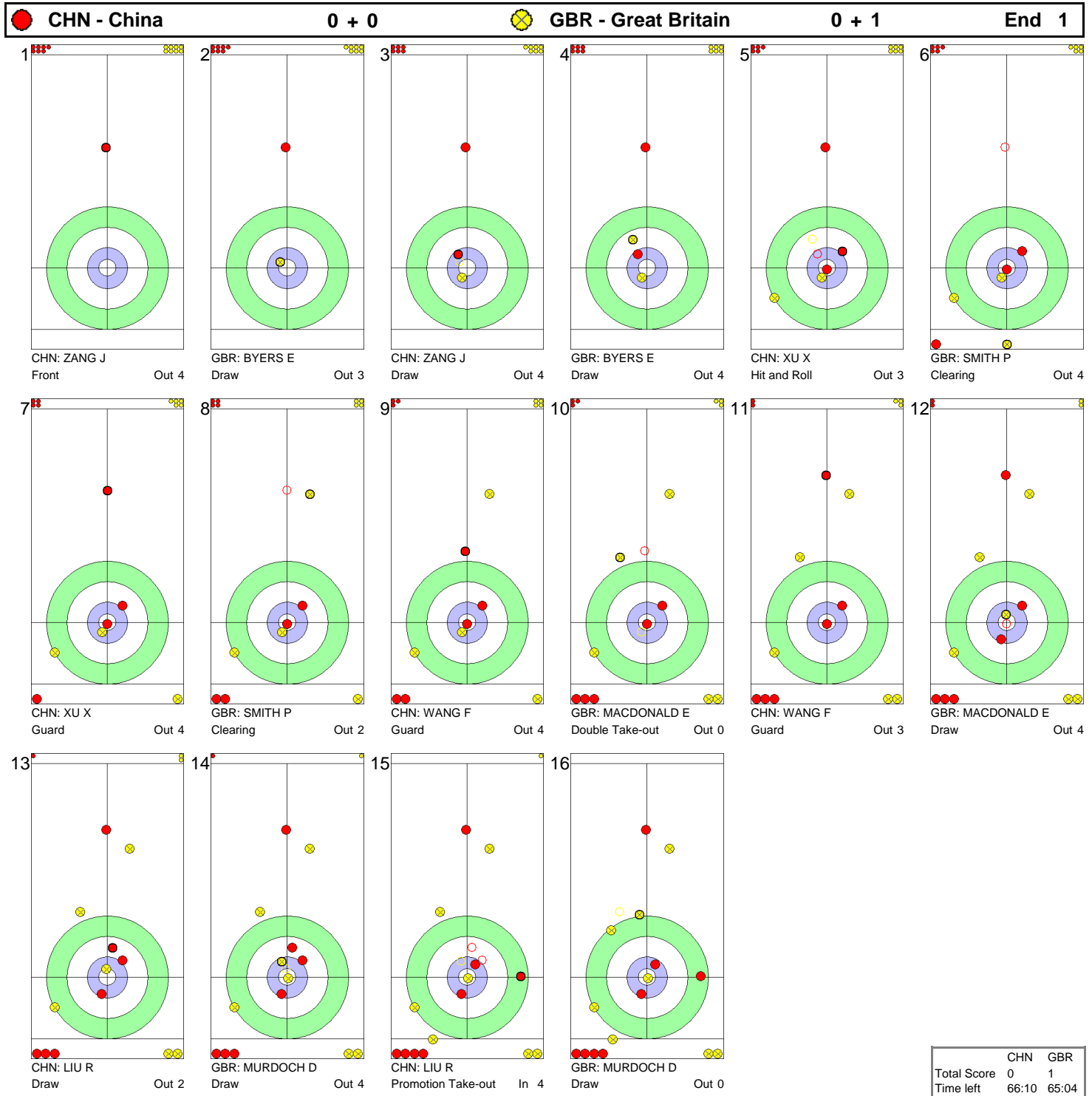
### LEGEND

LSFE (\*) Last stone first end X Unplayed/unfinished end due to concession



## GAME - SHOT BY SHOT / DÉROULEMENT DE LA PARTIE

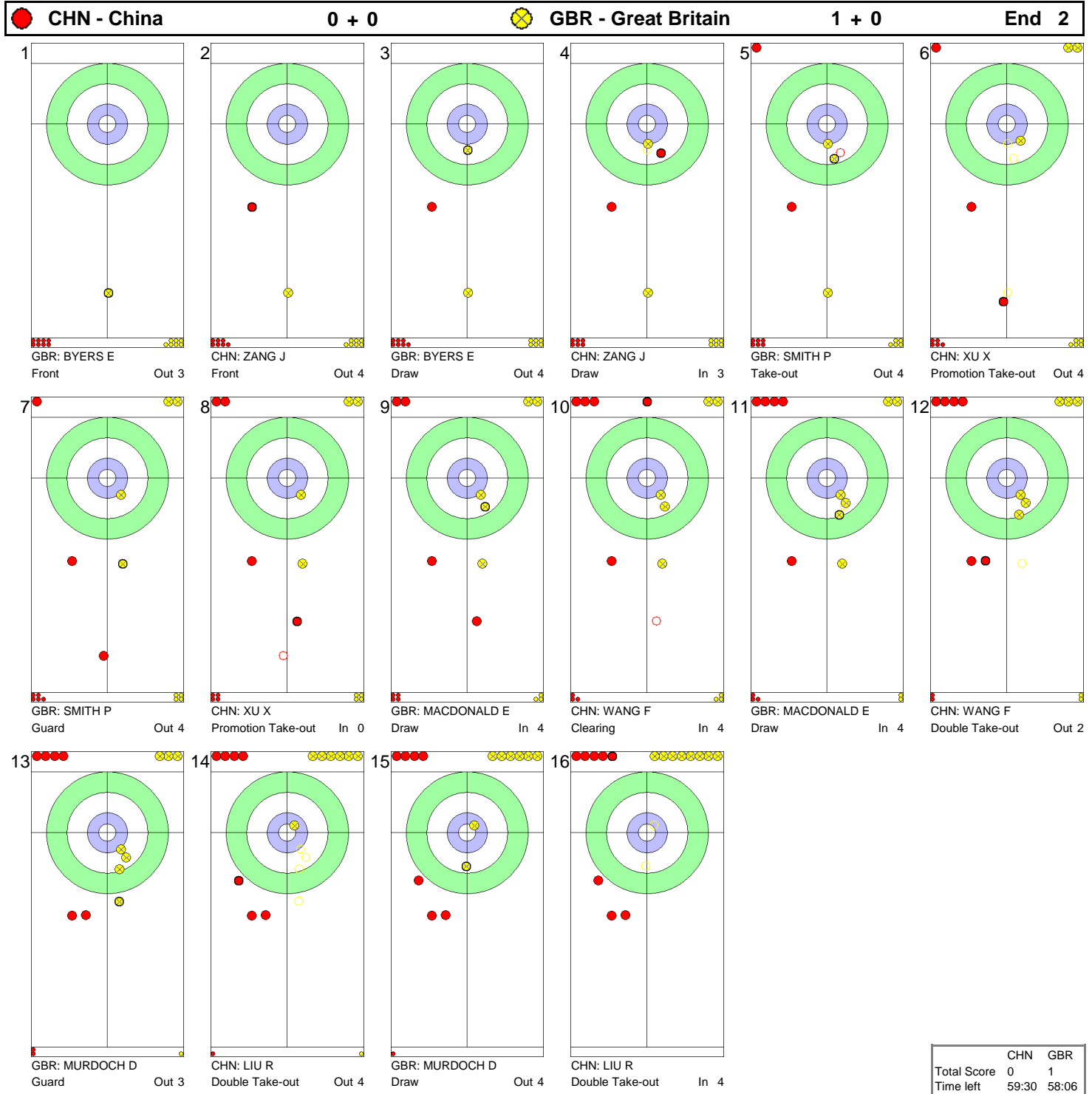
SAT 20 FEB 2010 / SAM 20 FÉV 2010 START TIME / DÉBUT 9:00





GAME - SHOT BY SHOT / DÉROULEMENT DE LA PARTIE

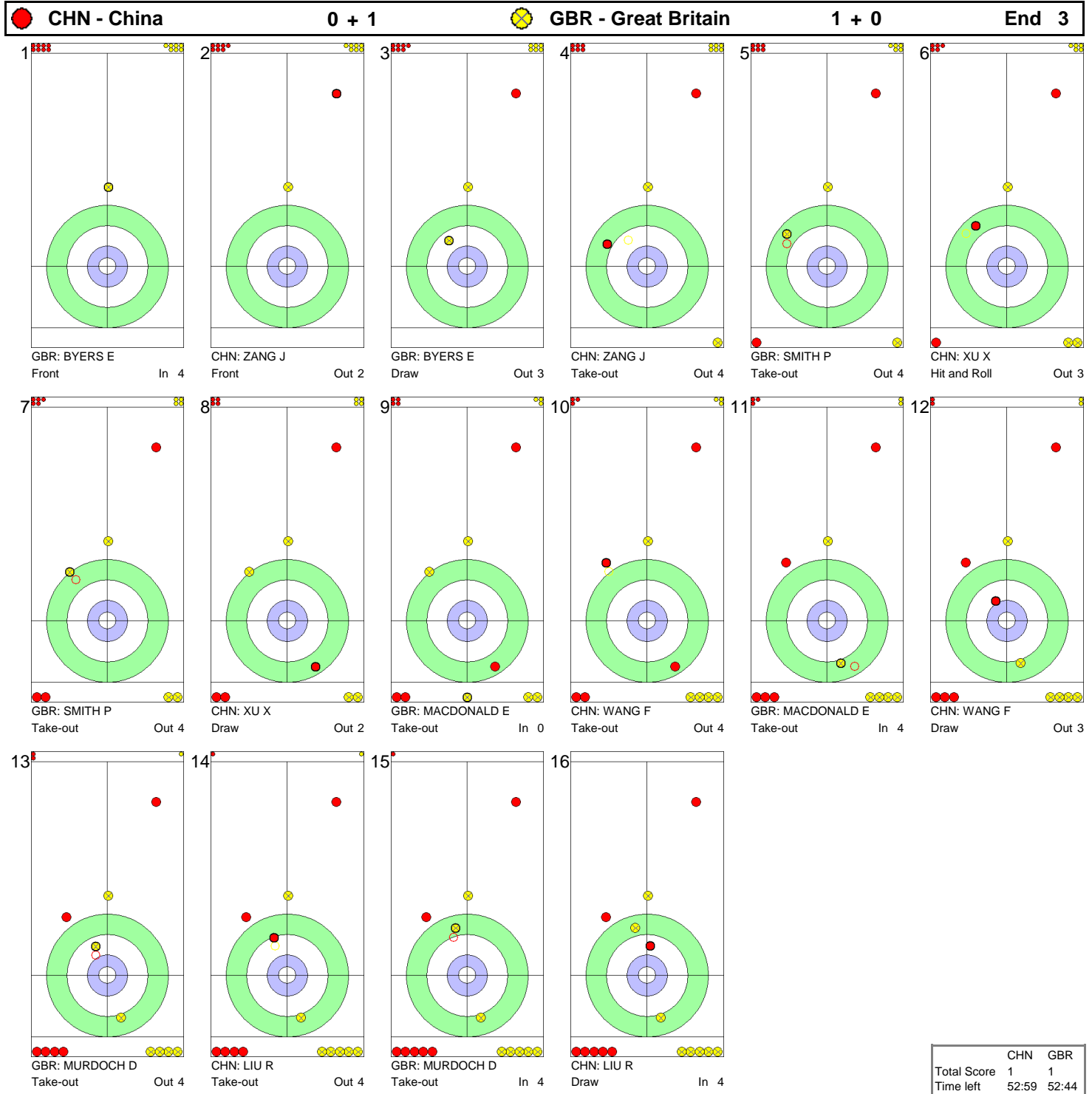
SAT 20 FEB 2010 / SAM 20 FÉV 2010 START TIME / DÉBUT 9:00





### GAME - SHOT BY SHOT / DÉROULEMENT DE LA PARTIE

SAT 20 FEB 2010 / SAM 20 FÉV 2010 START TIME / DÉBUT 9:00



	CHN	GBR
Total Score	1	1
Time left	52:59	52:44



## GAME - SHOT BY SHOT / DÉROULEMENT DE LA PARTIE

SAT 20 FEB 2010 / SAM 20 FÉV 2010 START TIME / DÉBUT 9:00

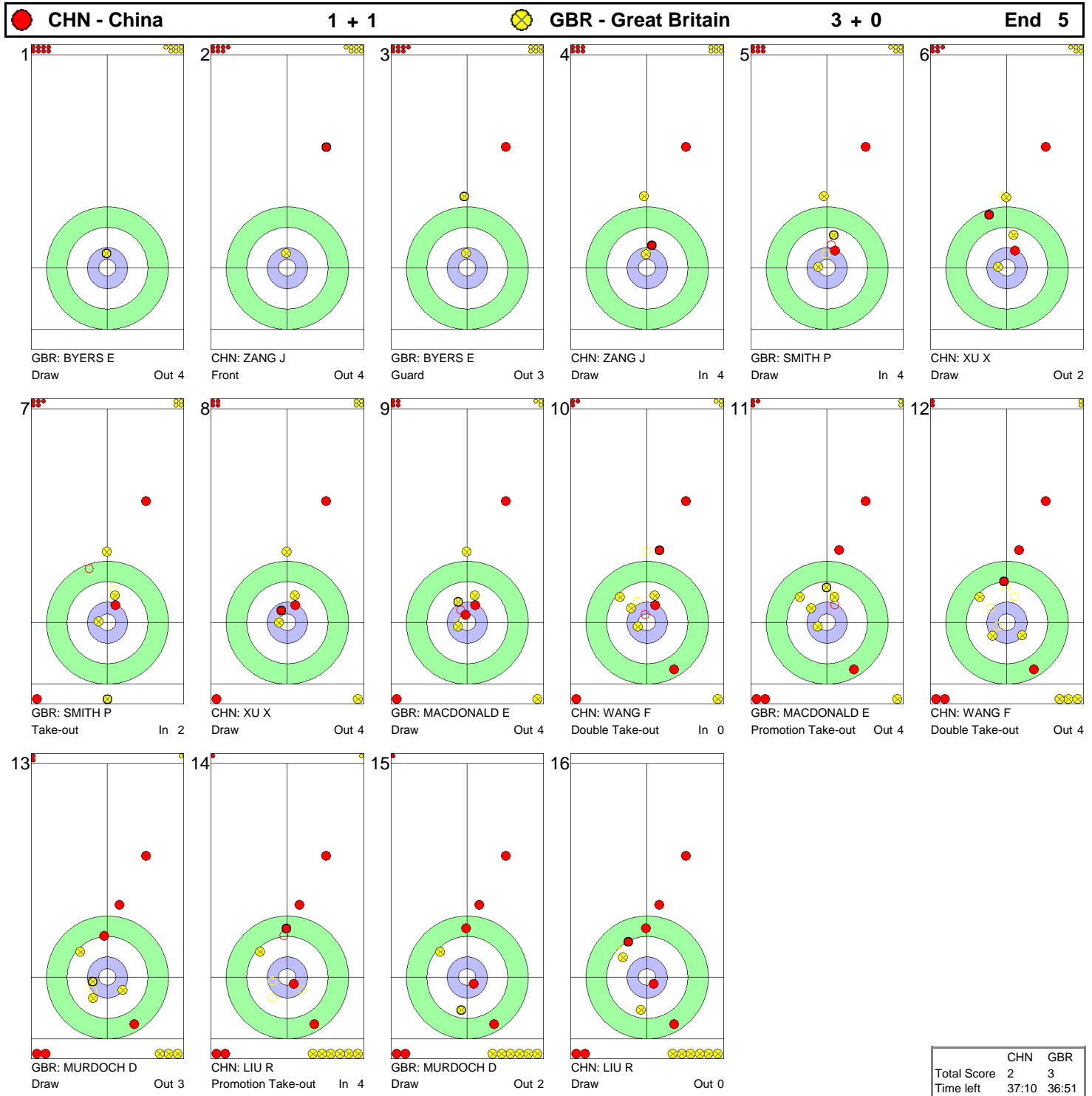
● CHN - China		1 + 0		● GBR - Great Britain		1 + 2		End 4															
1		CHN: ZANG J Front	Out 4	2		GBR: BYERS E Draw	Out 3	3		CHN: ZANG J Hit and Roll	Out 4	4		GBR: BYERS E Draw	Out 4	5		CHN: XU X Guard	In 1	6		GBR: SMITH P Double Take-out	In 2
7		CHN: XU X Guard	In 4	8		GBR: SMITH P Double Take-out	Out 2	9		CHN: WANG F Guard	In 4	10		GBR: MACDONALD E Double Take-out	In 4	11		CHN: WANG F Promotion Take-out	Out 4	12		GBR: MACDONALD E Hit and Roll	Out 3
13		CHN: LIU R Take-out	Out 4	14		GBR: MURDOCH D Draw	In 2	15		CHN: LIU R Draw	In 3	16		GBR: MURDOCH D Take-out	In 4								

	CHN	GBR
Total Score	1	3
Time left	45:46	45:23



## GAME - SHOT BY SHOT / DÉROULEMENT DE LA PARTIE

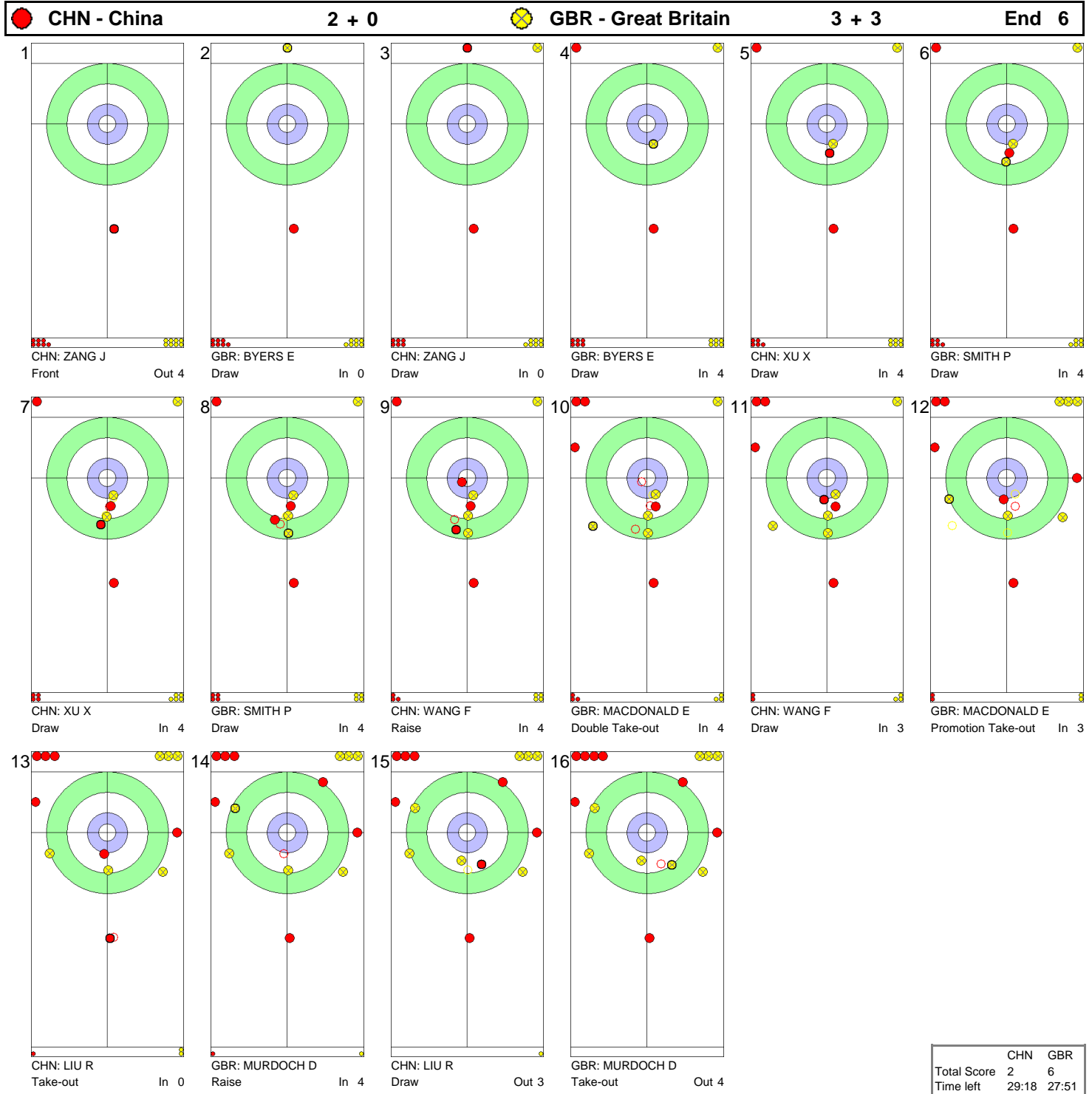
SAT 20 FEB 2010 / SAM 20 FÉV 2010 START TIME / DÉBUT 9:00





GAME - SHOT BY SHOT / DÉROULEMENT DE LA PARTIE

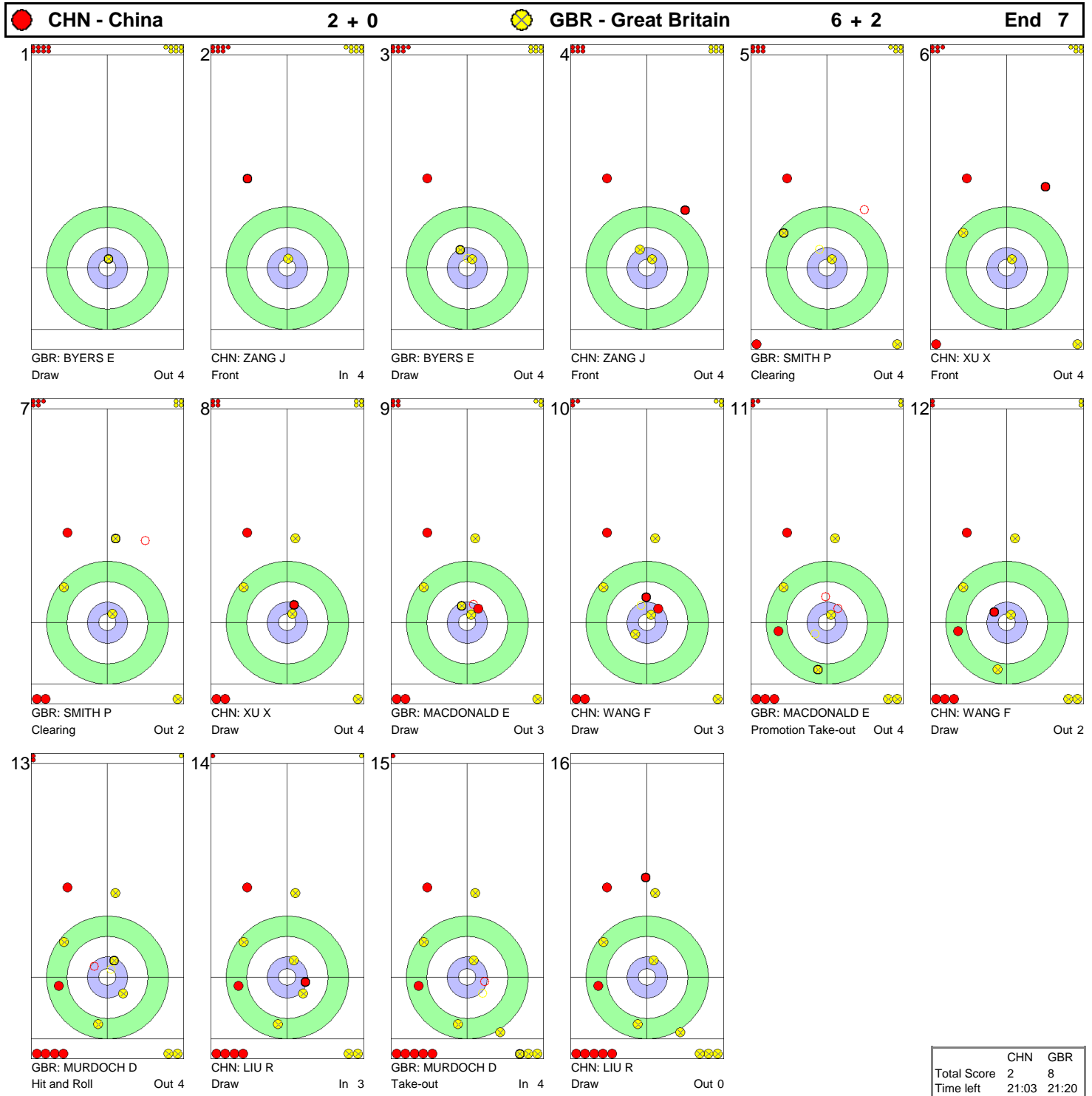
SAT 20 FEB 2010 / SAM 20 FÉV 2010 START TIME / DÉBUT 9:00





GAME - SHOT BY SHOT / DÉROULEMENT DE LA PARTIE

SAT 20 FEB 2010 / SAM 20 FÉV 2010 START TIME / DÉBUT 9:00



	CHN	GBR
Total Score	2	8
Time left	21:03	21:20





GAME - SHOT BY SHOT / DÉROULEMENT DE LA PARTIE

SAT 20 FEB 2010 / SAM 20 FÉV 2010 START TIME / DÉBUT 9:00

● CHN - China		● GBR - Great Britain		● End 8	
2 + 2		8 + 0			
1		2		3	
4		5		6	
7		8		9	
10		11		12	
13		14		15	
16					

	CHN	GBR
Total Score	4	8
Time left	14:47	16:16



GAME - SHOT BY SHOT / DÉROULEMENT DE LA PARTIE

SAT 20 FEB 2010 / SAM 20 FÉV 2010 START TIME / DÉBUT 9:00

● CHN - China		4 + 0	● GBR - Great Britain	8 + 1	End 9
1	CHN: ZANG J Front In 4				
2		GBR: BYERS E through Out X			
3	CHN: ZANG J Front In 0				
4		GBR: BYERS E Wick/Softpeeling Out 4			
5	CHN: XU X Draw In 4				
6		GBR: SMITH P Clearing Out 4			
7	CHN: XU X Front In 4				
8		GBR: SMITH P Clearing Out 4			
9	CHN: WANG F Front In 4				
10		GBR: MACDONALD E Clearing Out 4			
11	CHN: WANG F Draw In 3				
12		GBR: MACDONALD E Clearing Out 4			
13	CHN: LIU R Draw Out 4				
14		GBR: MURDOCH D Clearing Out 4			
15	CHN: LIU R Draw Out 0				
16		GBR: MURDOCH D Draw In 4			

**NOTES**

Points:  
4 = 100%  
3 = 75%  
2 = 50%  
1 = 25%  
0 = 0%  
X = not considered

Handle:  
In Clockwise  
Out Counter-clockwise

	CHN	GBR
Total Score	4	9
Time left	07:45	11:40



## GAME RESULTS / RÉSULTATS DE LA PARTIE

SAT 20 FEB 2010 / SAM 20 FÉV 2010 START TIME / DÉBUT 9:00

Sheet	Round	Team	LSFE	1	2	3	4	5	6	7	8	9	10	Extra	Ends	Total
D	5	SWE - Sweden	*	0	0	1	0	2	0	3	0	0	1	0		7
	6	USA - United States of America		1	1	0	2	0	1	0	0	2	0	1		8

SWE - Sweden		Game	All
4 S	EDIN Niklas	83 %	80 %
3	KRAUPP Sebastian	69 %	79 %
2	LINDBERG Fredrik	77 %	83 %
1	KJAELL Viktor	86 %	84 %
A	ERIKSSON Oskar	- %	- %
Team Total		79 %	82 %

USA - United States of America		Game	All
4	SMITH Jason	81 %	79 %
3 S	SHUSTER John	82 %	72 %
2	ISAACSON Jeff	84 %	78 %
1	BENTON John	80 %	79 %
A	PLYS Chris	- %	66 %
Team Total		82 %	77 %

Time remaining: 0 minutes 11 seconds  
2 minutes 3 seconds (after extra end)

Last Stone Draw: 0.0 cm

Time-out: end 9, SWE-8; end 10, SWE-8; end 11, SWE-8

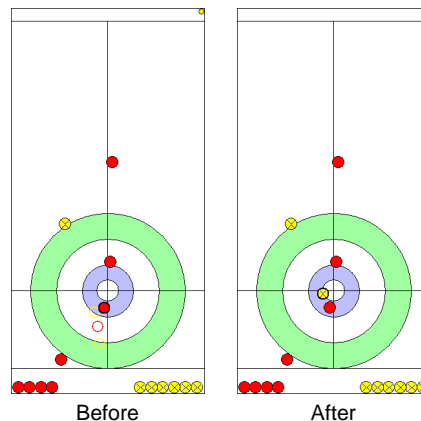
Time remaining: 0 minutes 32 seconds  
3 minutes 43 seconds (after extra end)

Last Stone Draw: 105.9 cm

Time-out: end 9, USA-4; end 10, USA-8

### Most Important Shot:

The U.S. Fourth SMITH J executed a perfect Draw to the four foot to outcount two Swedish stones for the win in the extra end.



End: 11  
Team: USA  
Player: SMITH J  
Stone: Fourth, 2nd stone  
Task: Draw  
Handle: In-turn  
Points: 100%

● : SWE  
● : USA

### NOTES

Team position and functions are attached to each team member's name as follows:  
4 = Fourth, 3 = Third, 2 = Second, 1 = Lead, A = Alternate, S = Skip

### LEGEND

LSFE (\*) Last stone first end



GAME - SHOT BY SHOT / DÉROULEMENT DE LA PARTIE

SAT 20 FEB 2010 / SAM 20 FÉV 2010 START TIME / DÉBUT 9:00

**SWE - Sweden** 0 + 0 **USA - United States** 0 + 1 **End 1**





## GAME - SHOT BY SHOT / DÉROULEMENT DE LA PARTIE

SAT 20 FEB 2010 / SAM 20 FÉV 2010 START TIME / DÉBUT 9:00

**● SWE - Sweden**      **0 + 0**      **● USA - United States**      **1 + 1**      **End 2**



	SWE	USA
Total Score	0	2
Time left	52:41	56:17



GAME - SHOT BY SHOT / DÉROULEMENT DE LA PARTIE

SAT 20 FEB 2010 / SAM 20 FÉV 2010 START TIME / DÉBUT 9:00

**SWE - Sweden** 0 + 1 **USA - United States** 2 + 0 **End 3**

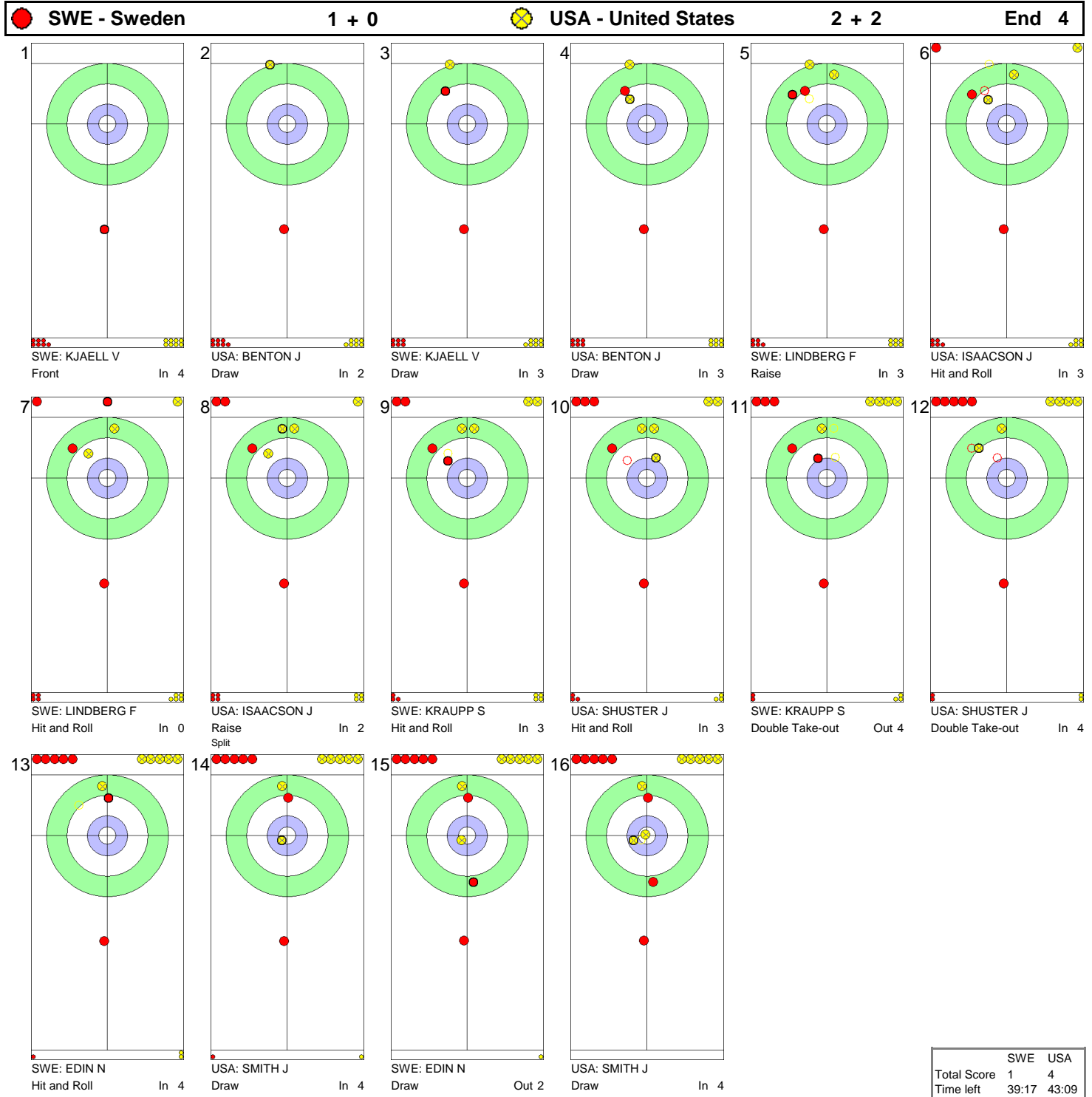


	SWE	USA
Total Score	1	2
Time left	46:24	50:33



GAME - SHOT BY SHOT / DÉROULEMENT DE LA PARTIE

SAT 20 FEB 2010 / SAM 20 FÉV 2010 START TIME / DÉBUT 9:00

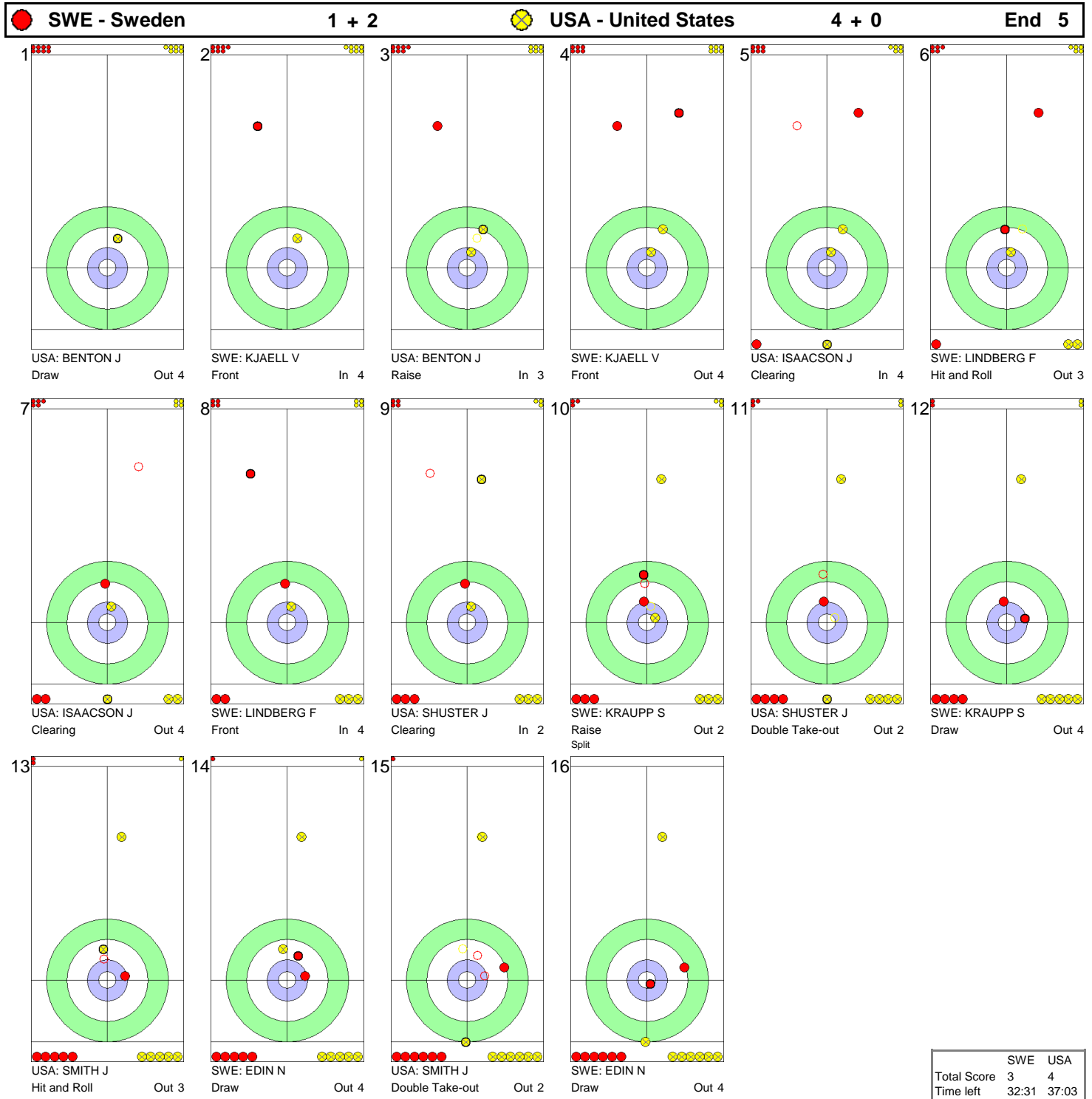


	SWE	USA
Total Score	1	4
Time left	39:17	43:09



GAME - SHOT BY SHOT / DÉROULEMENT DE LA PARTIE

SAT 20 FEB 2010 / SAM 20 FÉV 2010 START TIME / DÉBUT 9:00



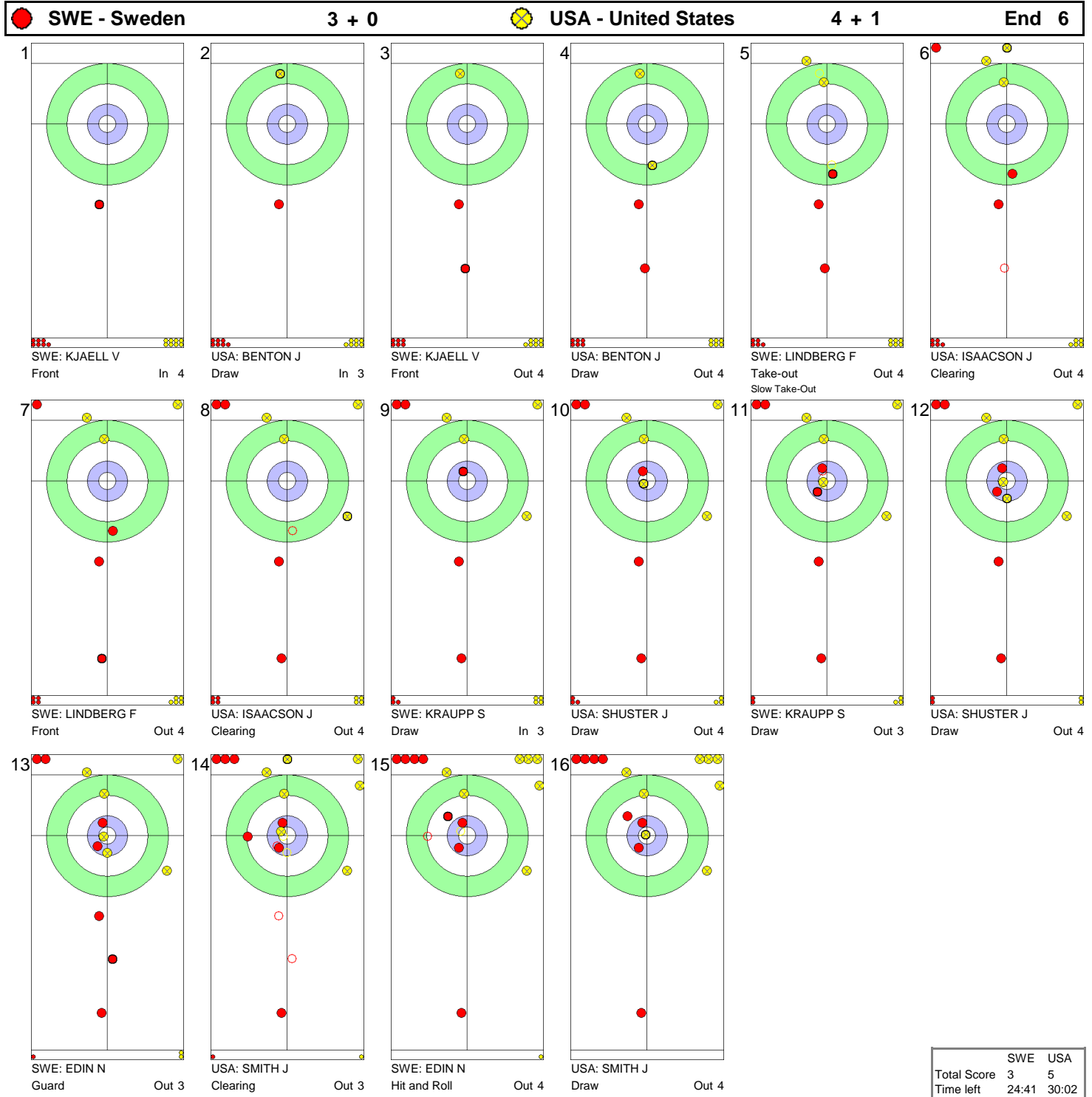
	SWE	USA
Total Score	3	4
Time left	32:31	37:03





GAME - SHOT BY SHOT / DÉROULEMENT DE LA PARTIE

SAT 20 FEB 2010 / SAM 20 FÉV 2010 START TIME / DÉBUT 9:00



	SWE	USA
Total Score	3	5
Time left	24:41	30:02



GAME - SHOT BY SHOT / DÉROULEMENT DE LA PARTIE

SAT 20 FEB 2010 / SAM 20 FÉV 2010 START TIME / DÉBUT 9:00



	SWE	USA
Total Score	6	5
Time left	18:10	23:47



GAME - SHOT BY SHOT / DÉROULEMENT DE LA PARTIE

SAT 20 FEB 2010 / SAM 20 FÉV 2010 START TIME / DÉBUT 9:00



	SWE	USA
Total Score	6	5
Time left	13:26	15:19



GAME - SHOT BY SHOT / DÉROULEMENT DE LA PARTIE

SAT 20 FEB 2010 / SAM 20 FÉV 2010 START TIME / DÉBUT 9:00

**SWE - Sweden** 6 + 0 **USA - United States** 5 + 2 **End 9**



	SWE	USA
Total Score	6	7
Time left	04:39	06:50



GAME - SHOT BY SHOT / DÉROULEMENT DE LA PARTIE

SAT 20 FEB 2010 / SAM 20 FÉV 2010 START TIME / DÉBUT 9:00

**SWE - Sweden** 6 + 1 **USA - United States** 7 + 0 **End 10**




	SWE	USA
Total Score	7	7
Time left	00:11	00:32



GAME - SHOT BY SHOT / DÉROULEMENT DE LA PARTIE

SAT 20 FEB 2010 / SAM 20 FÉV 2010 START TIME / DÉBUT 9:00

**SWE - Sweden** 7 + 0 **USA - United States** 7 + 1 **End 11**



**NOTES**  
Points:  
4 = 100%  
3 = 75%  
2 = 50%  
1 = 25%  
0 = 0%  
X = not considered

Handle:  
In Clockwise  
Out Counter-clockwise

	SWE	USA
Total Score	7	8
Time left	02:03	03:43



## SESSION RESULTS AND STANDINGS RÉSULTATS DE LA SESSION ET CLASSEMENT

FRI 19 FEB 2010 / VEN 19 FÉV 2010 START TIME / DÉBUT 14:00

Sheet	Round	Team	LSFE	1	2	3	4	5	6	7	8	9	10	Extra	Ends	Total
A	5	GER - Germany		0	0	1	0	1	1	1	0	3	0			7
	5	SUI - Switzerland	*	2	0	0	2	0	0	0	1	0	1			6
B	5	DEN - Denmark	*	1	0	1	0	1	0	X	X	X	X			3
	5	CAN - Canada		0	2	0	5	0	3	X	X	X	X			10
C	4	FRA - France	*	0	0	0	1	0	0	2	0	0	0			3
	5	USA - United States of America		0	0	0	0	1	0	0	0	2	1			4
D	5	NOR - Norway	*	1	0	1	0	0	1	0	2	0	2			7
	4	CHN - People's Republic of China		0	1	0	1	0	0	1	0	2	0			5

### Standings After Round Robin Session 6

Rank	Team	Games	Wins	Losses
1	CAN - Canada	5	5	0
2	NOR - Norway	5	4	1
3	SWE - Sweden	4	3	1
4	SUI - Switzerland	5	3	2
5	GBR - Great Britain	4	2	2
6	GER - Germany	5	2	3
7	CHN - People's Republic of China	4	1	3
7	FRA - France	4	1	3
9	DEN - Denmark	5	1	4
9	USA - United States of America	5	1	4

#### LEGEND

LSFE (\*) Last stone first end

X Unplayed/unfinished end due to concession



## SESSION REVIEW / SYNTHÈSE DE LA SESSION

FRI 19 FEB 2010 / VEN 19 FÉV 2010 START TIME / DÉBUT 14:00

### Men: Session 6: GER 7-6 SUI, CAN 10-3 DEN, USA 4-3 FRA, NOR 7-5 CHN

VANCOUVER, Feb 19 - Canada defeated Denmark in a 10-3 victory in Session 6 of the Men's Curling tournament at the Vancouver Olympic Centre on Friday.

The win, conceded in the minimum six ends, ran Canada's record to 5-0.

In other games, Norway beat China; the Swiss fell to Germany for their second straight loss after three opening wins; and the United States defeated France for their first victory after four opening losses.

The Canada-Denmark match, on Sheet B, presented the host side with a 1-3 opponent.

Struggling Denmark made a substitution for the game, sitting lead Lars VILANDT (DEN) in favour of alternate Mikkel POULSEN (DEN). [On Thursday, in session 5, POULSEN replaced second Bo JENSEN, DEN.]

In the fourth, the game went from close to virtually over in the blink of an eye. Danish fourth Johnny FREDERIKSEN (DEN) threw his first stone through the house while attempting a raise against Canada's shot stone on the button. Three stones later Canada skip Kevin MARTIN (CAN) had an easy takeout for a five and a 7-2 lead.

In the fifth, FREDERIKSEN drew for one to make it 7-3. But in the sixth, MARTIN raised a Canada stone from the four-foot onto the button for a three to inflate the score to 10-3 and earn a concession.

On Sheet A, Switzerland, coming off a tough loss to Norway, met 1-3 Germany.

Germany brought in alternate Daniel HERBERG (GER) at second, moving Holger HOEHNE (GER) to third and sitting out Andreas KEMPF (GER).

Switzerland took control of the game in the fourth with a deuce that put them up 4-1. But Germany came back, pulling to within 4-3 with a steal of one in the sixth.

On the last stone in the seventh, Swiss sweeper lead Simon STRUEBIN (SUI) fell down between the hog lines, perhaps causing fourth Ralph STOECKLI's (SUI) takeout attempt to come in light and fail to remove Germany's shot stone from the button. The Germans' second consecutive steal of one tied the game 4-4.

In the ninth, skip Andy KAPP (GER) made a draw for three and a 7-5 lead.

In the 10th, STOECKLI had a tough draw to the button for a potentially tying two but came up light, giving Germany a 7-6 win.

Germany is now 2-3. Switzerland falls to 3-2.

The Norway-China match, on Sheet D, was a carefully-played affair that went to the eighth tied 3-3.

In the eighth, Chinese fourth Rui LIU (CHN) made a pivotal miss with his last stone, overthrowing a hit and roll and leaving Norwegian skip Thomas ULSRUD (NOR) a free draw to the eight-foot for a deuce.

In the ninth, ULSRUD missed a takeout with his last stone to give China a draw for two to the four-foot to tie the game at 5-5.

But in the 10th, the Norway skip engineered a deuce for a 7-5 win.

Norway improved to 4-1 while China dropped to 1-3.





On Sheet C, winless USA took on France.

The USA made a big change for the match, replacing struggling skip John SHUSTER (USA) with 22-year-old alternate Chris PLYS (USA), who skipped the USA side to a Bronze medal last March at the 2009 World Junior Curling Championships at the Vancouver Olympic Centre.

PLYS threw third stones and usual third Jason SMITH (USA) threw fourth.

Early on, PLYS had an easy game to call. France, starting with the hammer, was defensive-minded, due perhaps to their 12-5 loss to Canada a day earlier. Skip Thomas DUFOUR (FRA) dictated a takeout-after-takeout pattern, and the first three ends were blanked.

France finally took one in the fourth, but USA evened it in the fifth with honorary captain San Francisco 49er Vernon DAVIS (USA) cheering them on from the stands.

In the seventh, France made a deuce to pull ahead 3-1. They took that lead into the ninth, but DUFOUR rubbed a guard with his first stone setting up a USA deuce to tie.

In the 10th, the USA skip and his teammates out-positioned the French, setting three nearly perfectly placed stones at the top of the house. DUFOUR had to draw the last rock through a narrow opening and find most of the four-foot for the win. But he was light, a USA rock biting the four was shot stone, and the USA emerged with a 4-3 win, their first in the tournament against four losses.

France is now 1-3.



## GAME RESULTS / RÉSULTATS DE LA PARTIE

FRI 19 FEB 2010 / VEN 19 FÉV 2010 START TIME / DÉBUT 14:00

Sheet	Round	Team	LSFE	1	2	3	4	5	6	7	8	9	10	Extra	Ends	Total
A	5	GER - Germany		0	0	1	0	1	1	1	0	3	0			7
	5	SUI - Switzerland	*	2	0	0	2	0	0	0	1	0	1			6

GER - Germany		Game	All
4 S	KAPP Andy	79 %	77 %
3	LANG Andy	58 %	70 %
2	HERBERG Daniel	71 %	71 %
1	HOEHNE Holger	76 %	77 %
A	KEMPF Andreas	- %	79 %
Team Total		71 %	76 %

SUI - Switzerland		Game	All
4	STOECKLI Ralph	65 %	71 %
3	HAUSER Jan	79 %	81 %
2 S	EGGLER Markus	89 %	82 %
1	STRUEBIN Simon	91 %	83 %
A	MUELLER Toni	- %	- %
Team Total		81 %	79 %

Time remaining: 5 minutes 17 seconds

Last Stone Draw: 51.9 cm

Time-out: end 8, GER-8; end 10, GER-8

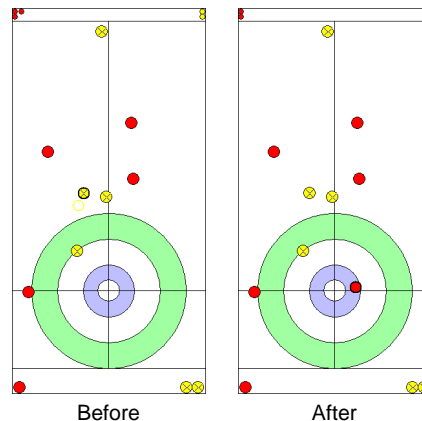
Time remaining: 4 minutes 44 seconds

Last Stone Draw: 1.9 cm

Time-out: end 9, SUI-4; end 10, SUI-8

### Most Important Shot:

German Third LANG A completed a precise Draw to the four foot at a time when the top of the house was fully covered and Switzerland was already lying one. This shot made the following shots for Team Switzerland very difficult.



End: 9  
Team: GER  
Player: LANG A  
Stone: Third, 2nd stone  
Task: Draw  
Handle: In-turn  
Points: 100%

● : GER  
● : SUI

### NOTES

Team position and functions are attached to each team member's name as follows:  
4 = Fourth, 3 = Third, 2 = Second, 1 = Lead, A = Alternate, S = Skip

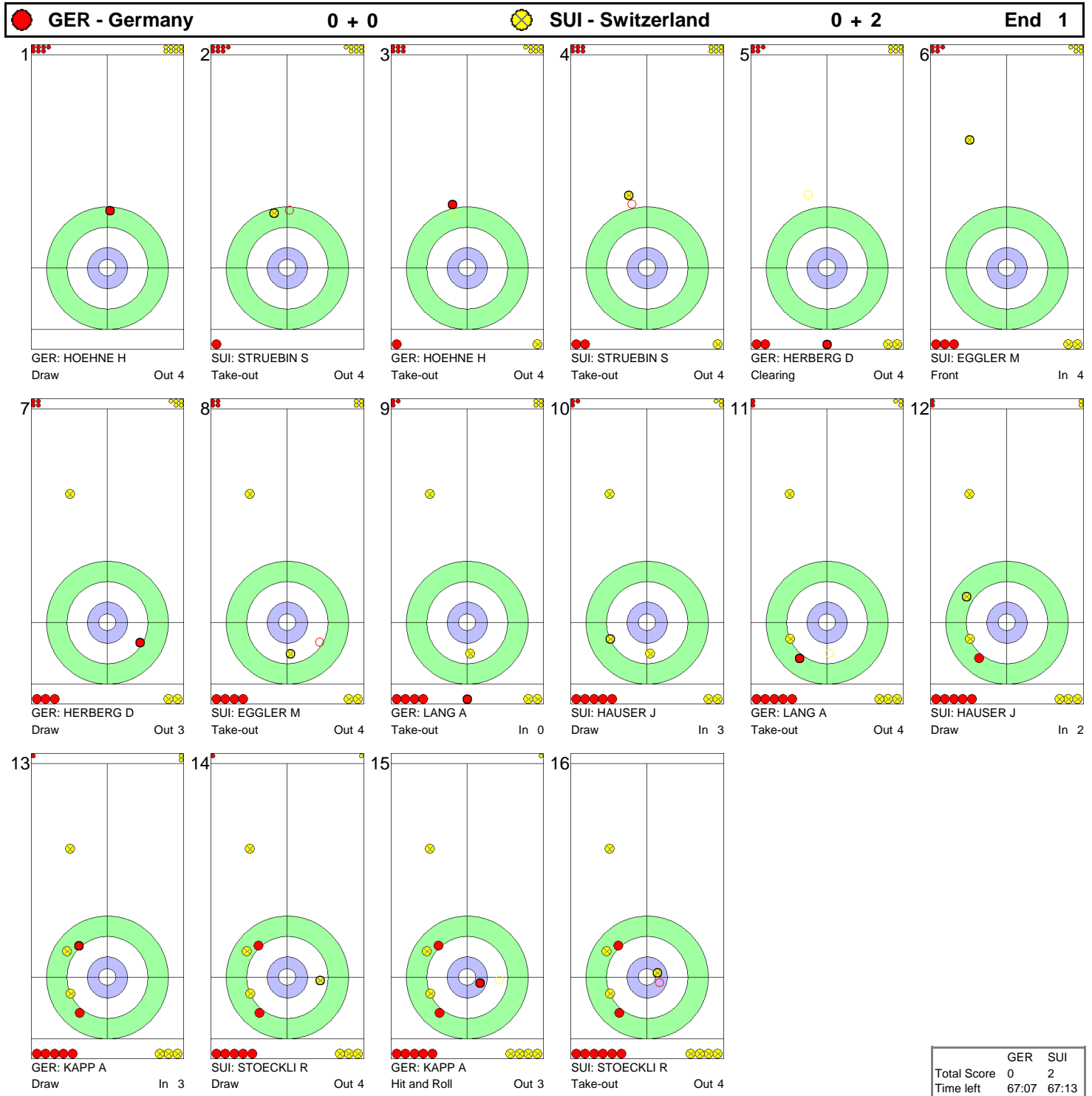
### LEGEND

LSFE (\*) Last stone first end



## GAME - SHOT BY SHOT / DÉROULEMENT DE LA PARTIE

FRI 19 FEB 2010 / VEN 19 FÉV 2010 START TIME / DÉBUT 14:00





GAME - SHOT BY SHOT / DÉROULEMENT DE LA PARTIE

FRI 19 FEB 2010 / VEN 19 FÉV 2010 START TIME / DÉBUT 14:00

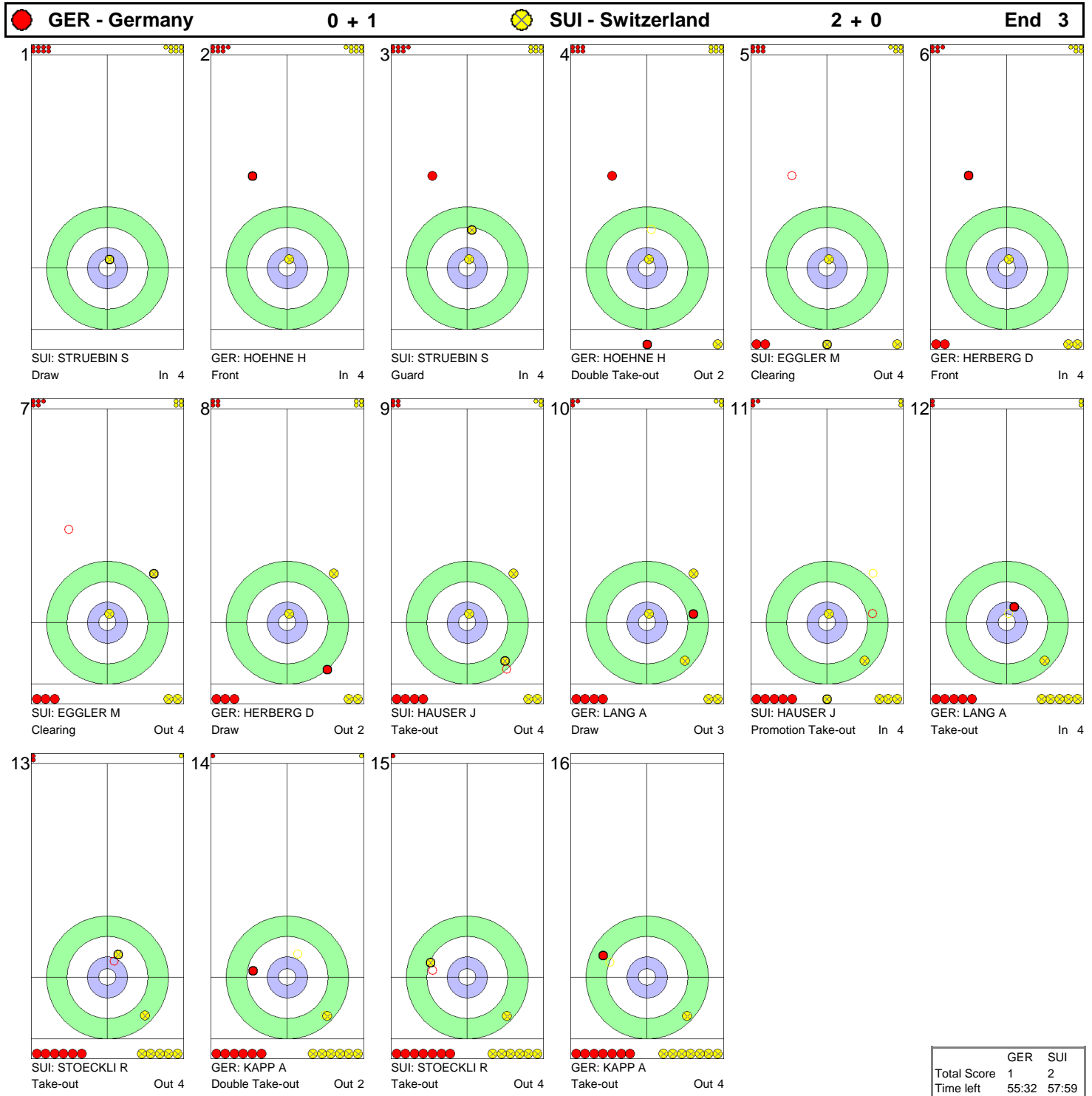
● GER - Germany		0 + 0	● SUI - Switzerland	2 + 0	End 2
1					
SUI: STRUEBIN S	Draw	In 4			
2					
GER: HOEHNE H	Front	Out 0			
3					
SUI: STRUEBIN S	Take-out	Out 2			
4					
GER: HOEHNE H	Front	In 4			
5					
SUI: EGGLER M	Clearing	Out 4			
6					
GER: HERBERG D	Front	Out 4			
7					
SUI: EGGLER M	Clearing	Out 4			
8					
GER: HERBERG D	Front	Out 4			
9					
SUI: HAUSER J	Clearing	Out 4			
10					
GER: LANG A	Front	Out 4			
11					
SUI: HAUSER J	Clearing	Out 4			
12					
GER: LANG A	Hit and Roll	Out 3			
13					
SUI: STOECKLI R	Take-out	Out 4			
14					
GER: KAPP A	Take-out	Out 4			
15					
SUI: STOECKLI R	Take-out	Out 4			
16					
GER: KAPP A	Clearing	Out 4			

	GER	SUI
Total Score	0	2
Time left	61:34	63:00



## GAME - SHOT BY SHOT / DÉROULEMENT DE LA PARTIE

FRI 19 FEB 2010 / VEN 19 FÉV 2010 START TIME / DÉBUT 14:00

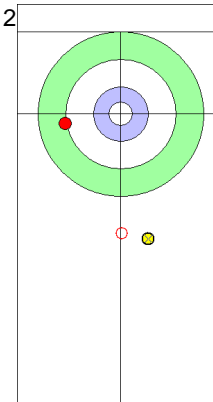
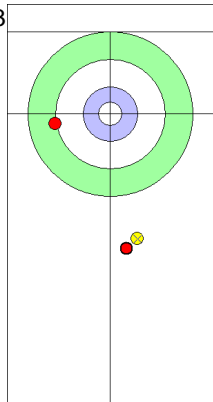
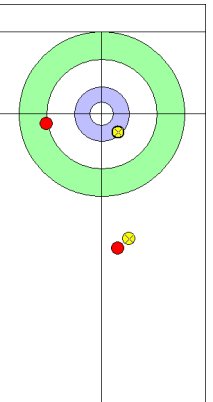
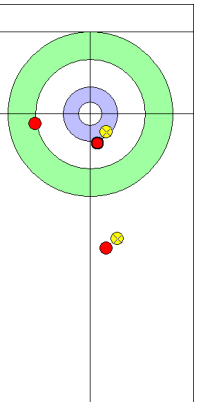
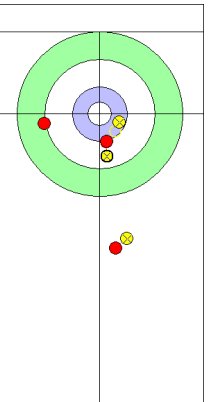
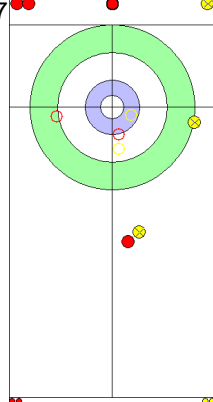
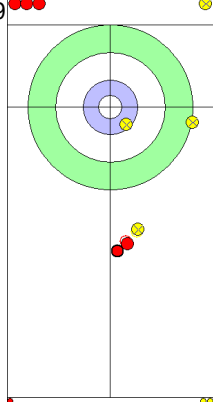
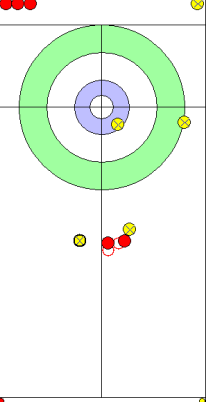
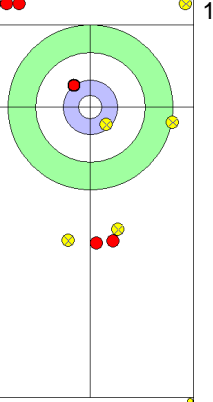
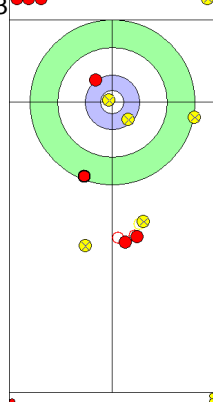
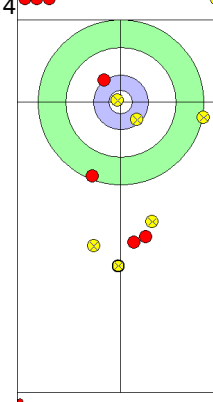
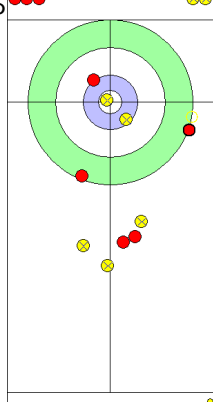


	GER	SUI
Total Score	1	2
Time left	55:32	57:59



GAME - SHOT BY SHOT / DÉROULEMENT DE LA PARTIE

FRI 19 FEB 2010 / VEN 19 FÉV 2010 START TIME / DÉBUT 14:00

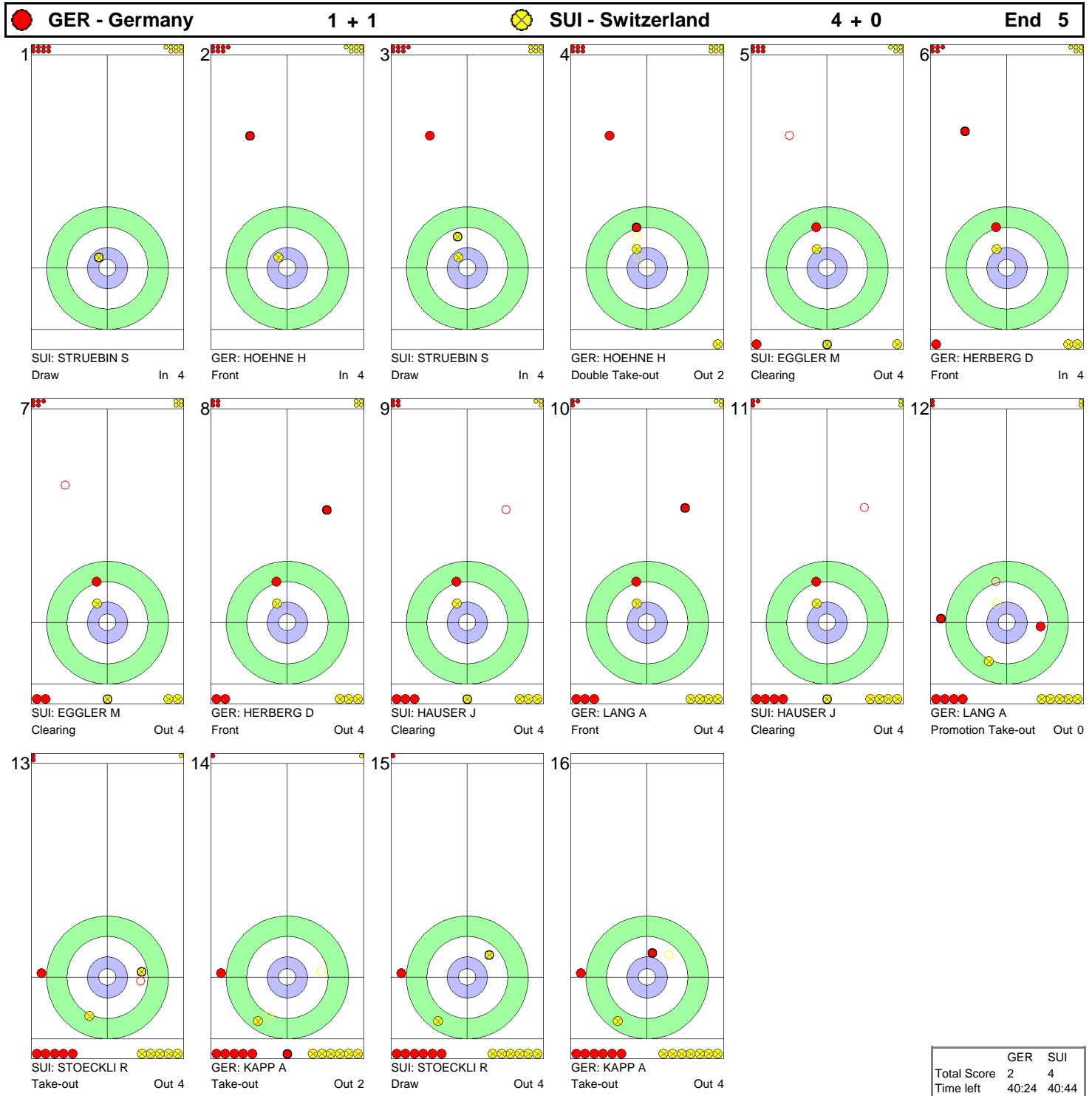
● GER - Germany		1 + 0		● SUI - Switzerland		2 + 2		End 4			
1		2		3		4		5		6	
7		8		9		10		11		12	
13		14		15		16					

	GER	SUI
Total Score	1	4
Time left	46:54	47:23



## GAME - SHOT BY SHOT / DÉROULEMENT DE LA PARTIE

FRI 19 FEB 2010 / VEN 19 FÉV 2010 START TIME / DÉBUT 14:00

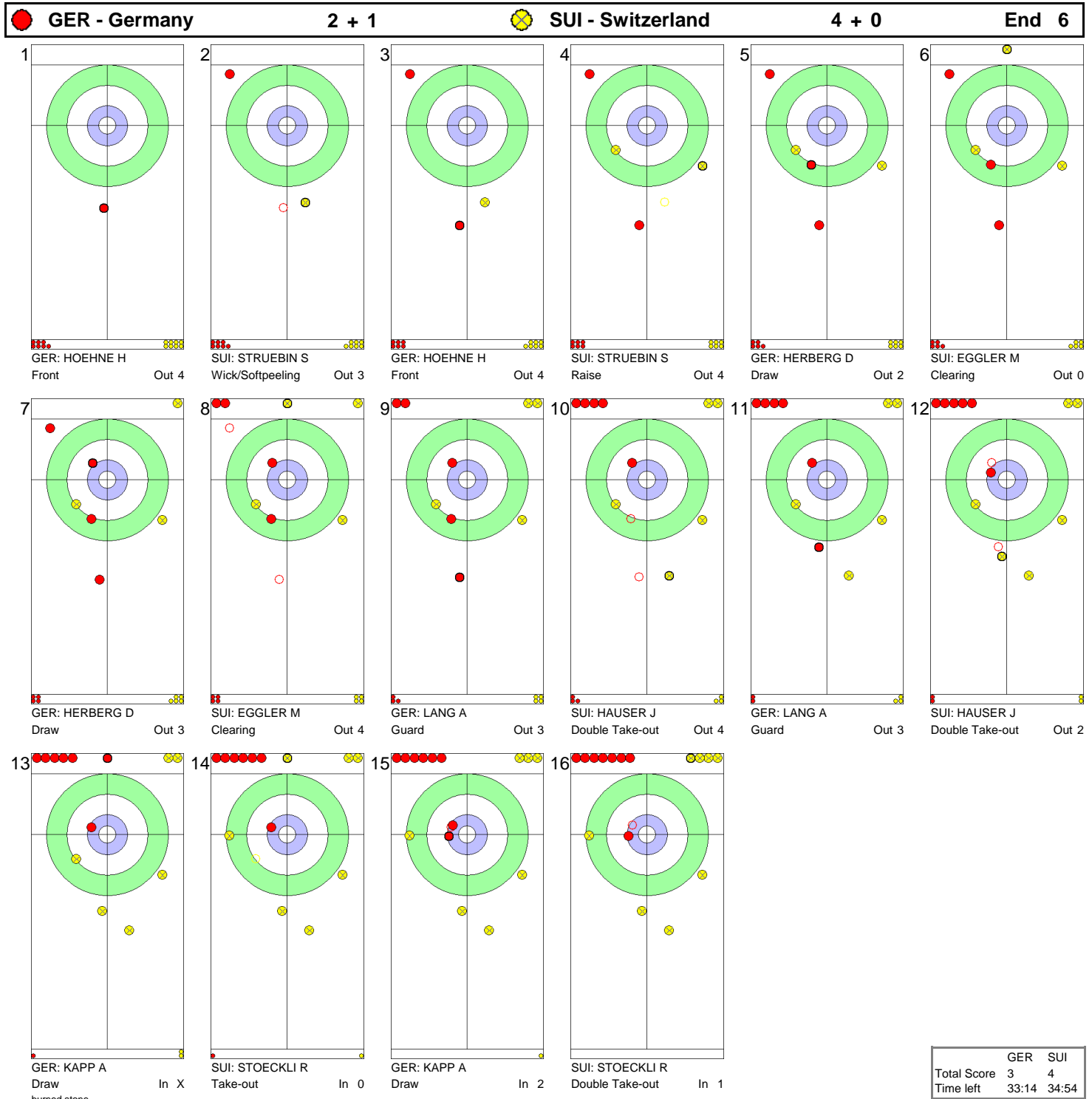


	GER	SUI
Total Score	2	4
Time left	40:24	40:44



## GAME - SHOT BY SHOT / DÉROULEMENT DE LA PARTIE

FRI 19 FEB 2010 / VEN 19 FÉV 2010 START TIME / DÉBUT 14:00



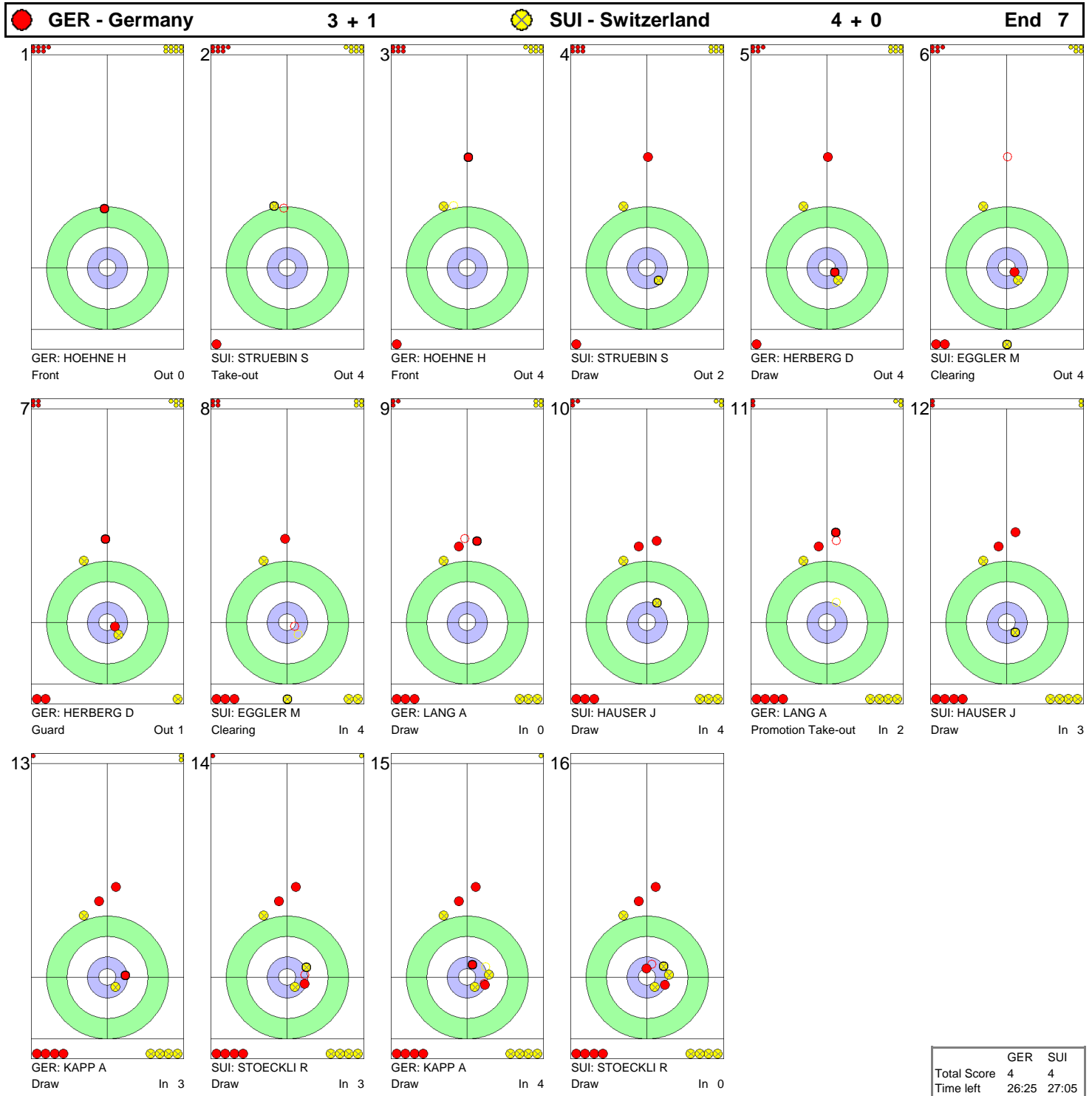
	GER	SUI
Total Score	3	4
Time left	33:14	34:54





GAME - SHOT BY SHOT / DÉROULEMENT DE LA PARTIE

FRI 19 FEB 2010 / VEN 19 FÉV 2010 START TIME / DÉBUT 14:00



	GER	SUI
Total Score	4	4
Time left	26:25	27:05



GAME - SHOT BY SHOT / DÉROULEMENT DE LA PARTIE

FRI 19 FEB 2010 / VEN 19 FÉV 2010 START TIME / DÉBUT 14:00

**GER - Germany** 4 + 0 **SUI - Switzerland** 4 + 1 **End 8**

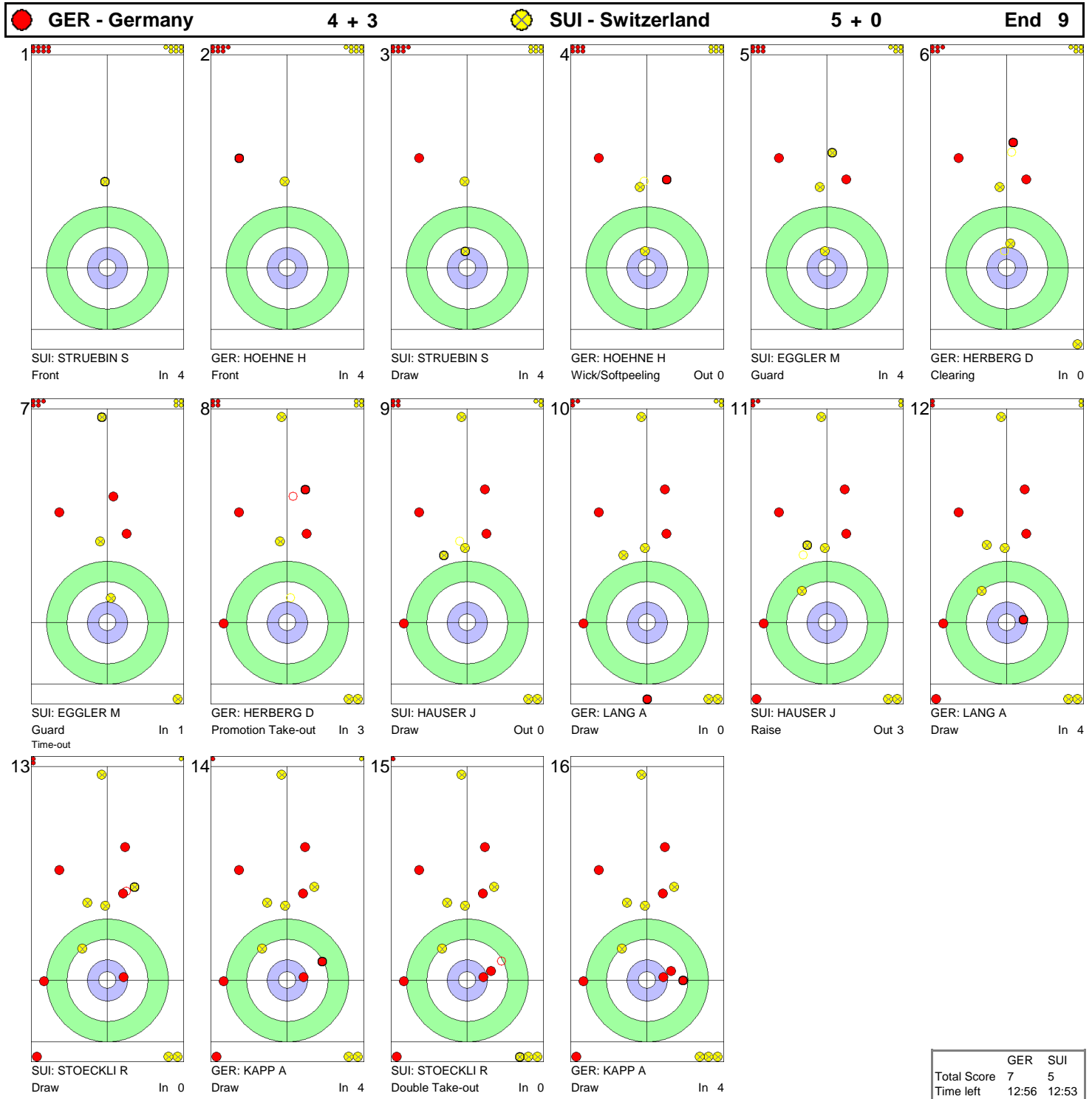


	GER	SUI
Total Score	4	5
Time left	19:36	20:37



GAME - SHOT BY SHOT / DÉROULEMENT DE LA PARTIE

FRI 19 FEB 2010 / VEN 19 FÉV 2010 START TIME / DÉBUT 14:00



	GER	SUI
Total Score	7	5
Time left	12:56	12:53



GAME - SHOT BY SHOT / DÉROULEMENT DE LA PARTIE

FRI 19 FEB 2010 / VEN 19 FÉV 2010 START TIME / DÉBUT 14:00

**GER - Germany** 7 + 0 **SUI - Switzerland** 5 + 1 **End 10**



**NOTES**  
Points:  
4 = 100%  
3 = 75%  
2 = 50%  
1 = 25%  
0 = 0%  
X = not considered  
Handle:  
In Clockwise  
Out Counter-clockwise

	GER	SUI
Total Score	7	6
Time left	05:17	04:44



## GAME RESULTS / RÉSULTATS DE LA PARTIE

FRI 19 FEB 2010 / VEN 19 FÉV 2010 START TIME / DÉBUT 14:00

Sheet	Round	Team	LSFE	1	2	3	4	5	6	7	8	9	10	Extra	Ends	Total
B	5	DEN - Denmark	*	1	0	1	0	1	0	X	X	X	X			3
	5	CAN - Canada		0	2	0	5	0	3	X	X	X	X			10

DEN - Denmark		Game	All
4	FREDERIKSEN Johnny	58 %	68 %
3 S	SCHMIDT Ulrik	73 %	71 %
2	JENSEN Bo	77 %	80 %
1	POULSEN Mikkel	71 %	81 %
A	VILANDT Lars	- %	80 %
Team Total		70 %	75 %

CAN - Canada		Game	All
4 S	MARTIN Kevin	98 %	84 %
3	MORRIS John	88 %	83 %
2	KENNEDY Marc	83 %	85 %
1	HEBERT Ben	94 %	85 %
A	ENRIGHT Adam	- %	81 %
Team Total		90 %	84 %

Time remaining: 26 minutes 7 seconds

Last Stone Draw: 0.0 cm (toss)

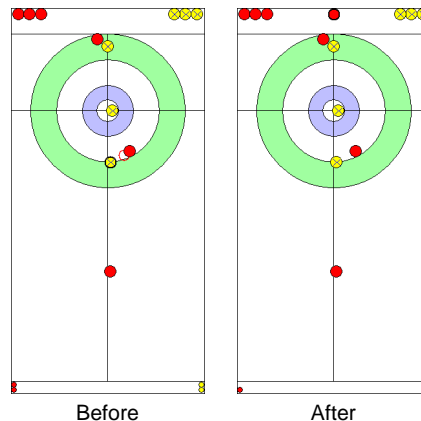
Time-out: end 6, DEN-6

Time remaining: 30 minutes 46 seconds

Last Stone Draw: 0.0 cm

### Most Important Shot:

While attempting a Promotion Take-out to remove the Canadian stone off the button, the Danish Fourth FREDERIKSEN J missed. On his next shot, he was forced to play a Draw which wicked off a Guard, allowing the Canadian team to play an open Take-out for 5.



End: 4  
Team: DEN  
Player: FREDERIKSEN J  
Stone: Fourth, 1st stone  
Task: Promotion Take-out  
Handle: Out-turn  
Points: 0%

● : DEN  
● : CAN

### NOTES

Team position and functions are attached to each team member's name as follows:  
4 = Fourth, 3 = Third, 2 = Second, 1 = Lead, A = Alternate, S = Skip

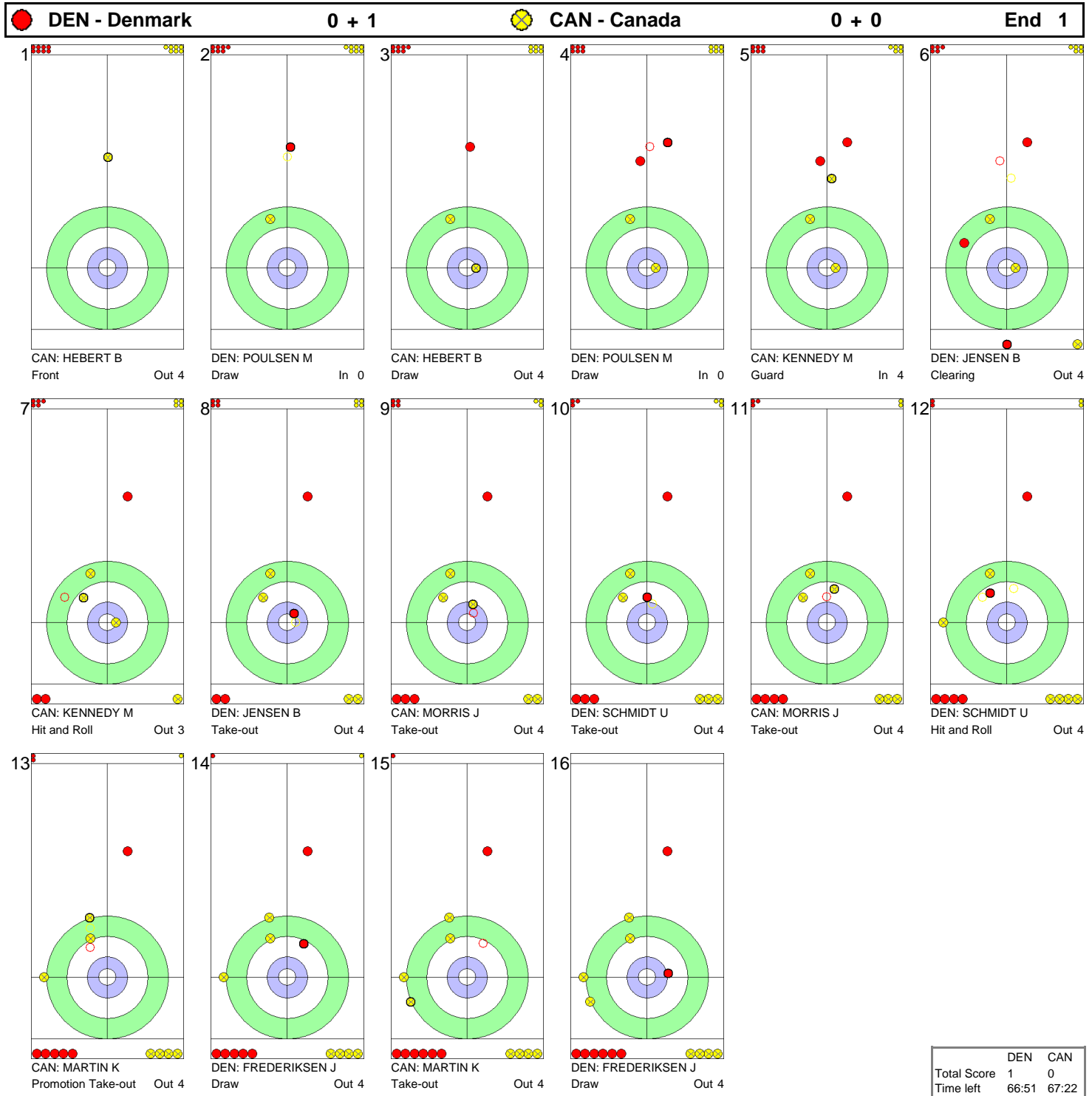
### LEGEND

LSFE (\*) Last stone first end X Unplayed/unfinished end due to concession



GAME - SHOT BY SHOT / DÉROULEMENT DE LA PARTIE

FRI 19 FEB 2010 / VEN 19 FÉV 2010 START TIME / DÉBUT 14:00



	DEN	CAN
Total Score	1	0
Time left	66:51	67:22



## GAME - SHOT BY SHOT / DÉROULEMENT DE LA PARTIE

FRI 19 FEB 2010 / VEN 19 FÉV 2010 START TIME / DÉBUT 14:00

**● DEN - Denmark**      **1 + 0**      **● CAN - Canada**      **0 + 2**      **End 2**

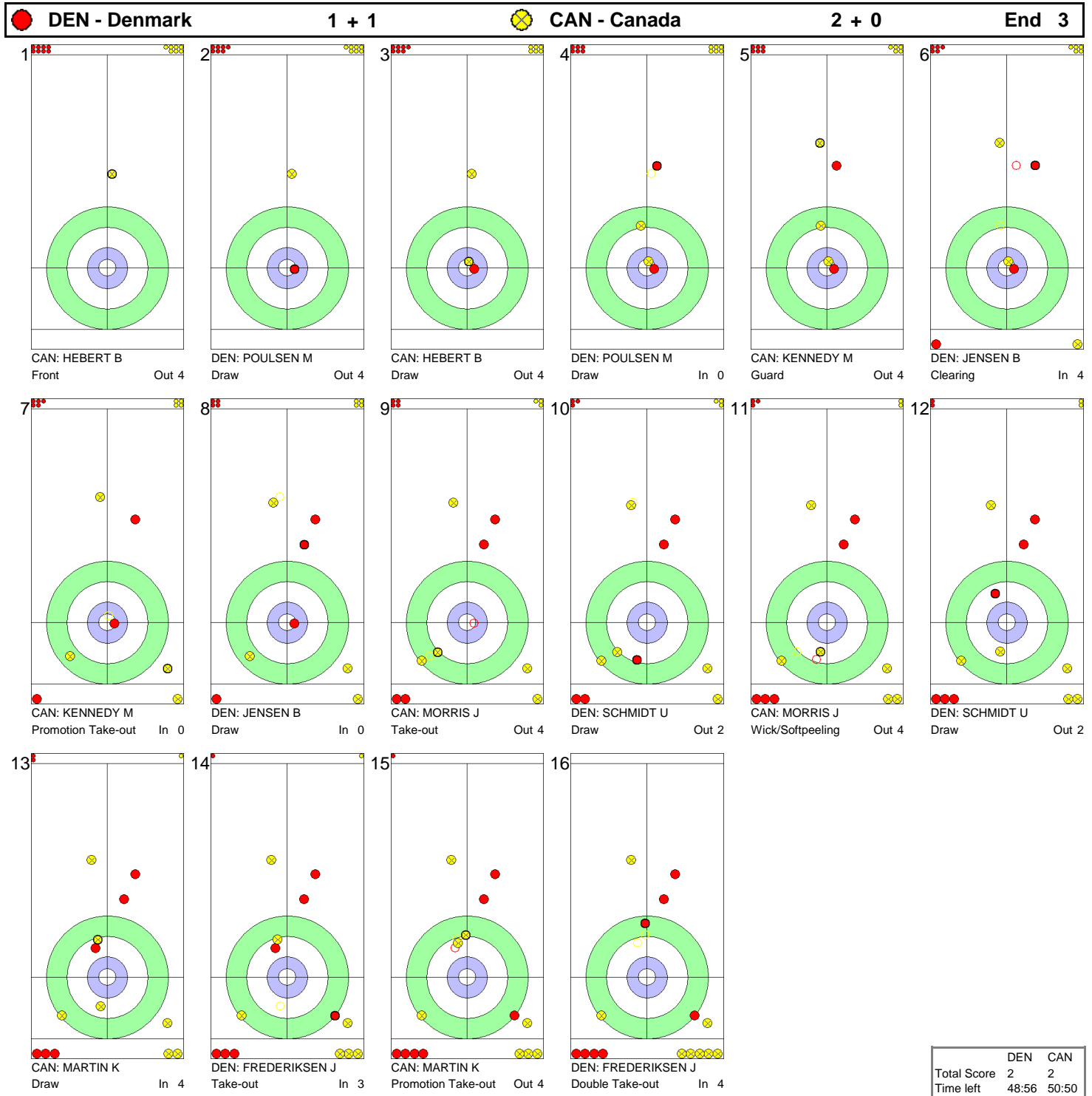


	DEN	CAN
Total Score	1	2
Time left	58:22	59:03



GAME - SHOT BY SHOT / DÉROULEMENT DE LA PARTIE

FRI 19 FEB 2010 / VEN 19 FÉV 2010 START TIME / DÉBUT 14:00



	DEN	CAN
Total Score	2	2
Time left	48:56	50:50





GAME - SHOT BY SHOT / DÉROULEMENT DE LA PARTIE

FRI 19 FEB 2010 / VEN 19 FÉV 2010 START TIME / DÉBUT 14:00

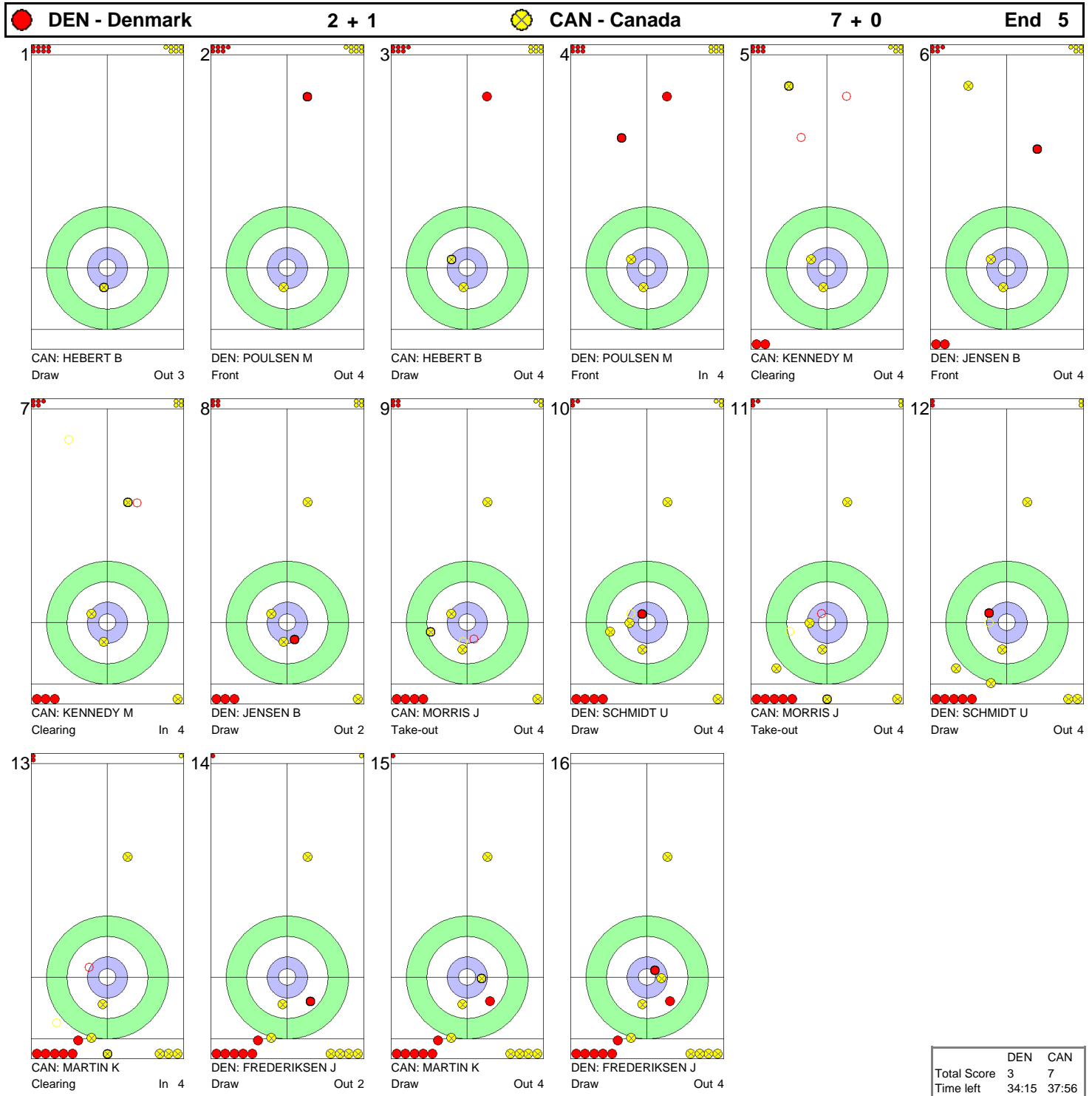


	DEN	CAN
Total Score	2	7
Time left	41:31	43:36



GAME - SHOT BY SHOT / DÉROULEMENT DE LA PARTIE

FRI 19 FEB 2010 / VEN 19 FÉV 2010 START TIME / DÉBUT 14:00



	DEN	CAN
Total Score	3	7
Time left	34:15	37:56



GAME - SHOT BY SHOT / DÉROULEMENT DE LA PARTIE

FRI 19 FEB 2010 / VEN 19 FÉV 2010 START TIME / DÉBUT 14:00

● DEN - Denmark		3 + 0		● CAN - Canada		7 + 3		End 6			
1		2		3		4		5		6	
7		8		9		10		11		12	
13		14		15		16					

**NOTES**  
Points:  
4 = 100%  
3 = 75%  
2 = 50%  
1 = 25%  
0 = 0%  
X = not considered

Handle:  
In Clockwise  
Out Counter-clockwise

	DEN	CAN
Total Score	3	10
Time left	26:07	30:46



## GAME RESULTS / RÉSULTATS DE LA PARTIE

FRI 19 FEB 2010 / VEN 19 FÉV 2010 START TIME / DÉBUT 14:00

Sheet	Round	Team	LSFE	1	2	3	4	5	6	7	8	9	10	Extra	Ends	Total
C	4	FRA - France	*	0	0	0	1	0	0	2	0	0	0			3
	5	USA - United States of America		0	0	0	0	1	0	0	0	2	1			4

FRA - France		Game	All
4 S	DUFOUR Thomas	85 %	77 %
3	ANGIBOUST Tony	65 %	73 %
2	DUCROZ Jan Henri	80 %	78 %
1	DUCROZ Richard	86 %	81 %
A	MATHIEU Raphael	- %	- %
Team Total		79 %	77 %

USA - United States of America		Game	All
4	SMITH Jason	85 %	78 %
3 S	PLYS Chris	66 %	66 %
2	ISAACSON Jeff	86 %	76 %
1	BENTON John	69 %	79 %
A	SHUSTER John	- %	70 %
Team Total		77 %	76 %

Time remaining: 0 minutes 10 seconds

Last Stone Draw: 13.5 cm

Time-out: end 10, FRA-5; end 10, FRA-7

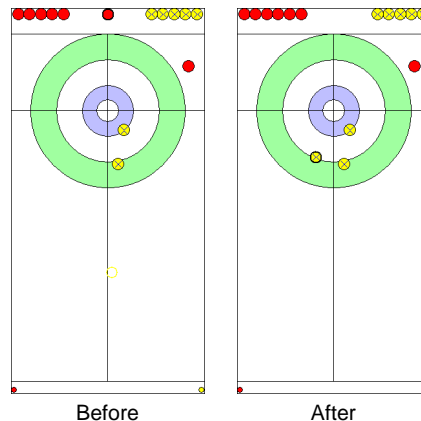
Time remaining: 5 minutes 30 seconds

Last Stone Draw: 17.5 cm

Time-out: end 9, USA-7; end 10, USA-8

### Most Important Shot:

U.S. Fourth SMITH J drew to the front twelve foot effectively blocking the path to the four foot for the French Skip DUFOUR T. When the French Skip tried to draw through the small port between the stones, he touched and ended up short.



End: 10  
Team: USA  
Player: SMITH J  
Stone: Fourth, 2nd stone  
Task: Draw  
Handle: In-turn  
Points: 100%

● : FRA  
● : USA

### NOTES

Team position and functions are attached to each team member's name as follows:  
4 = Fourth, 3 = Third, 2 = Second, 1 = Lead, A = Alternate, S = Skip

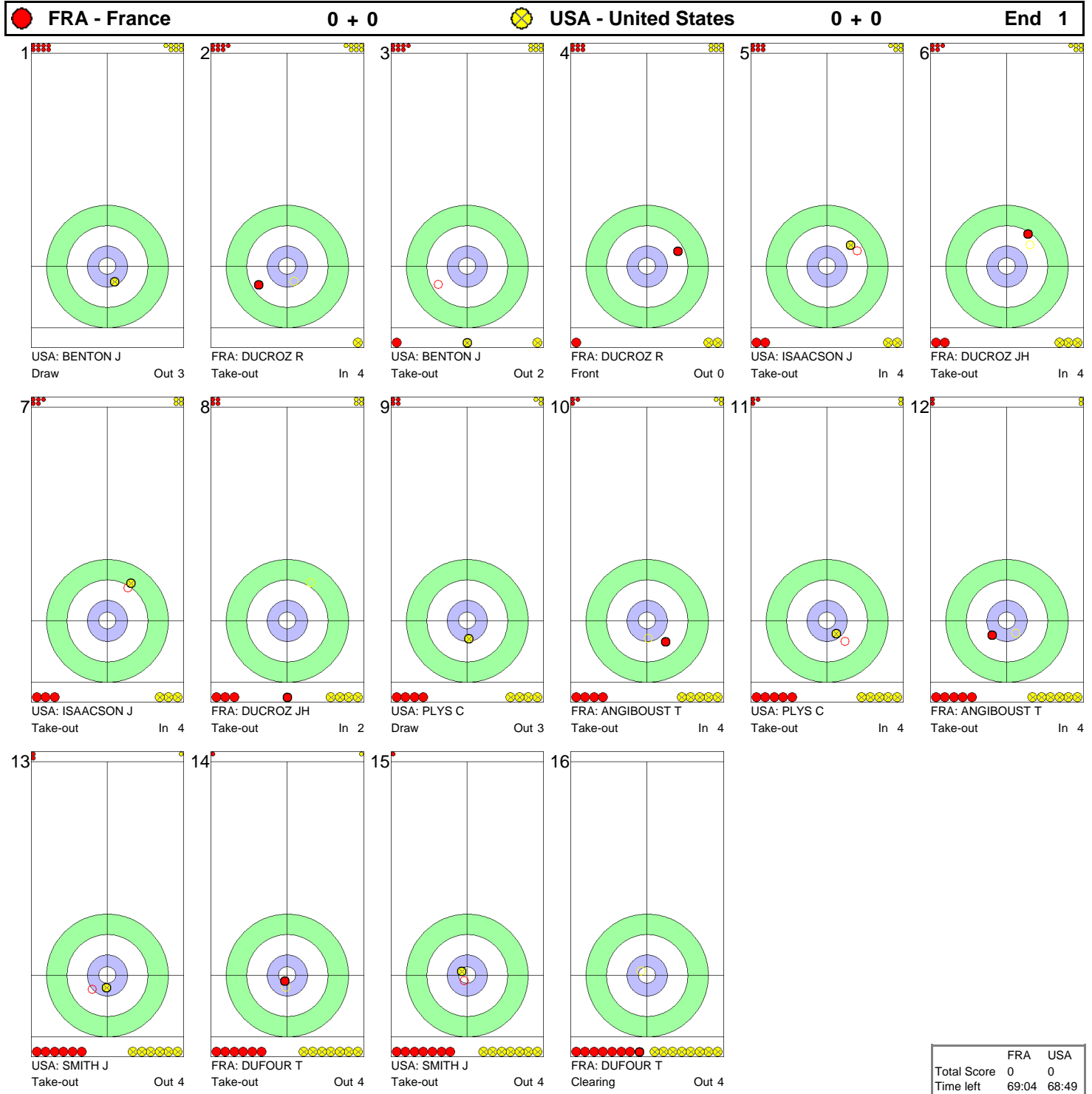
### LEGEND

LSFE (\*) Last stone first end



## GAME - SHOT BY SHOT / DÉROULEMENT DE LA PARTIE

FRI 19 FEB 2010 / VEN 19 FÉV 2010 START TIME / DÉBUT 14:00



	FRA	USA
Total Score	0	0
Time left	69:04	68:49



## GAME - SHOT BY SHOT / DÉROULEMENT DE LA PARTIE

FRI 19 FEB 2010 / VEN 19 FÉV 2010 START TIME / DÉBUT 14:00

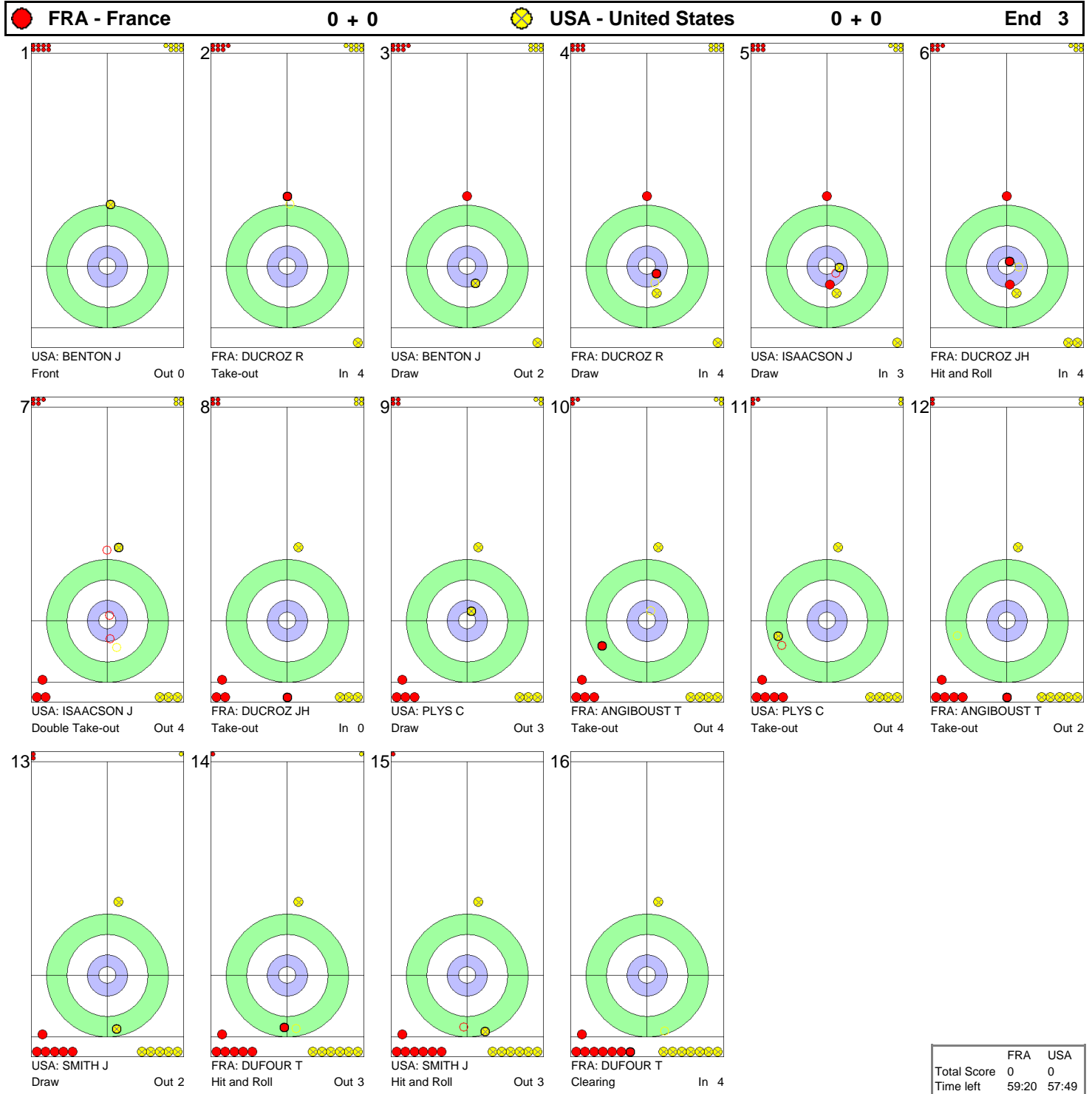
● FRA - France		0 + 0		● USA - United States		0 + 0		End 2			
1		USA: BENTON J Draw	Out 4	2		FRA: DUCROZ R Take-out	In 4	3		USA: BENTON J Take-out	In 4
4		FRA: DUCROZ R Take-out	In 4	5		USA: ISAACSON J Take-out	Out 4	6		FRA: DUCROZ JH Take-out	Out 4
7		USA: ISAACSON J Take-out	In 4	8		FRA: DUCROZ JH Take-out	Out 4	9		USA: PLYS C Take-out	Out 4
10		FRA: ANGIBOUST T Take-out	Out 2	11		USA: PLYS C Draw	Out 3	12		FRA: ANGIBOUST T Take-out	In 4
13		USA: SMITH J Take-out	In 2	14		FRA: DUFOUR T Draw	In 4	15		USA: SMITH J Take-out	Out 4
16		FRA: DUFOUR T Clearing	Out 4								

	FRA	USA
Total Score	0	0
Time left	65:24	64:05



GAME - SHOT BY SHOT / DÉROULEMENT DE LA PARTIE

FRI 19 FEB 2010 / VEN 19 FÉV 2010 START TIME / DÉBUT 14:00





## GAME - SHOT BY SHOT / DÉROULEMENT DE LA PARTIE

FRI 19 FEB 2010 / VEN 19 FÉV 2010 START TIME / DÉBUT 14:00

**FRA - France** 0 + 1 **USA - United States** 0 + 0 **End 4**



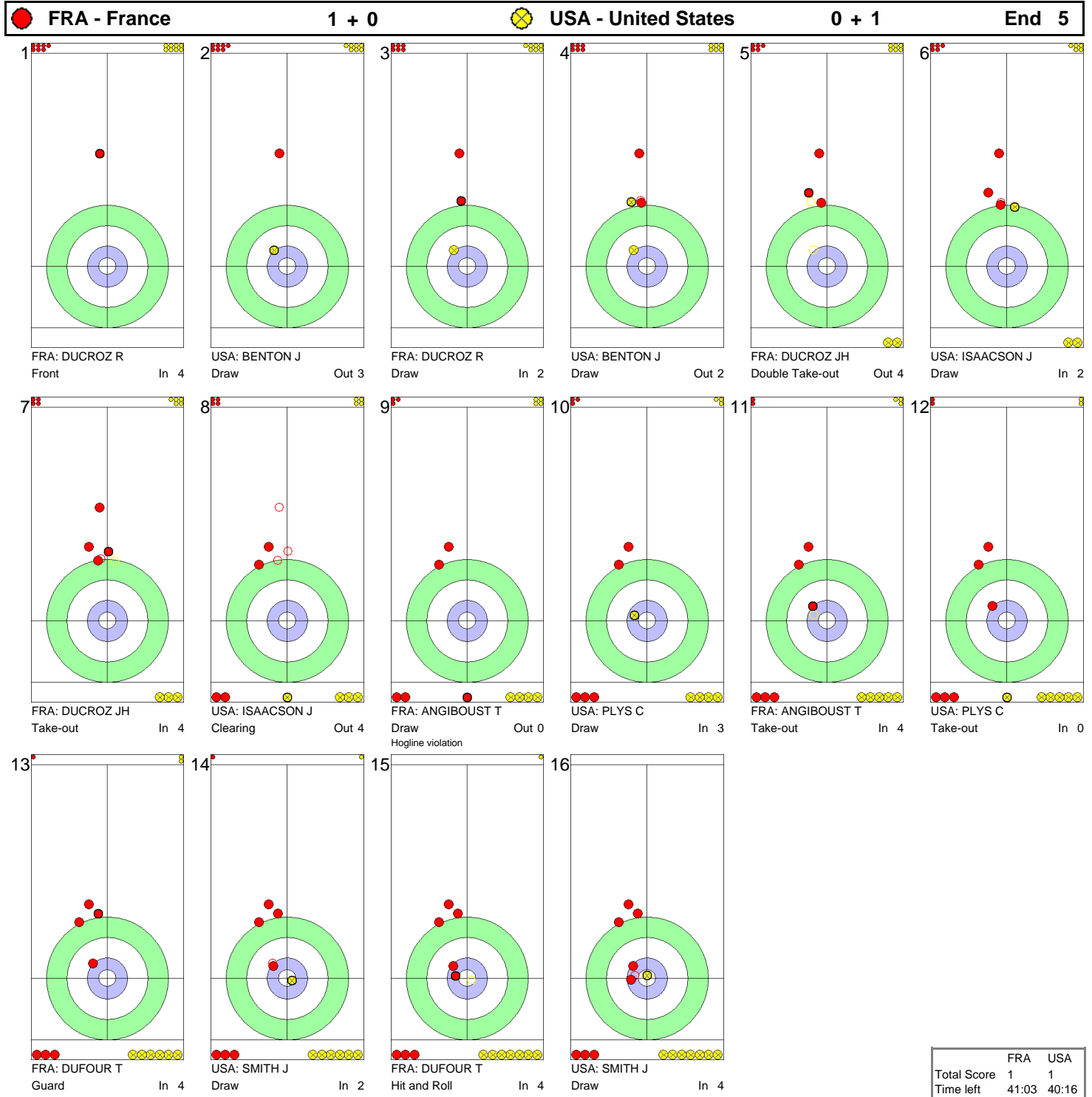
	FRA	USA
Total Score	1	0
Time left	48:42	47:45





## GAME - SHOT BY SHOT / DÉROULEMENT DE LA PARTIE

FRI 19 FEB 2010 / VEN 19 FÉV 2010 START TIME / DÉBUT 14:00



	FRA	USA
Total Score	1	1
Time left	41:03	40:16



GAME - SHOT BY SHOT / DÉROULEMENT DE LA PARTIE

FRI 19 FEB 2010 / VEN 19 FÉV 2010 START TIME / DÉBUT 14:00

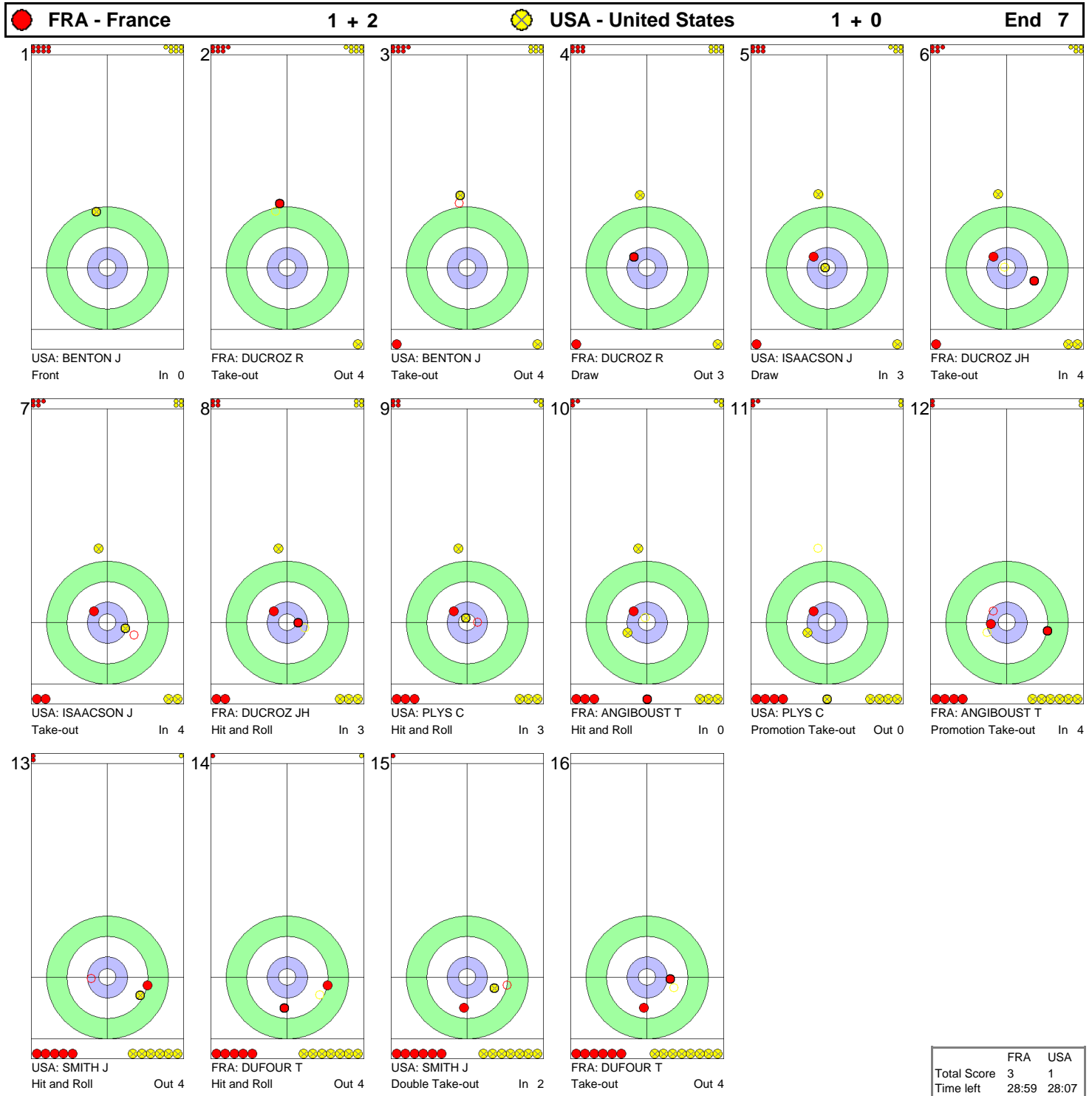
● FRA - France		1 + 0		● USA - United States		1 + 0		End 6			
1		2		3		4		5		6	
7		8		9		10		11		12	
13		14		15		16					

	FRA	USA
Total Score	1	1
Time left	35:25	34:43



GAME - SHOT BY SHOT / DÉROULEMENT DE LA PARTIE

FRI 19 FEB 2010 / VEN 19 FÉV 2010 START TIME / DÉBUT 14:00

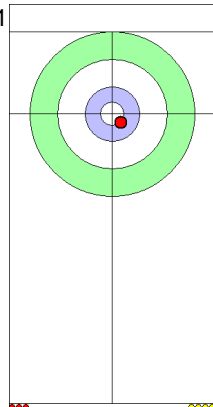
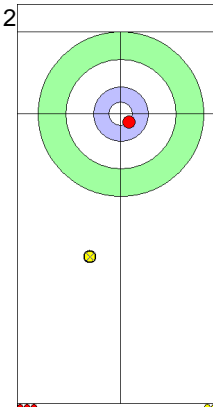
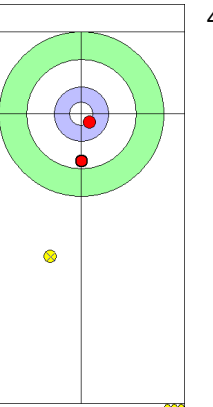
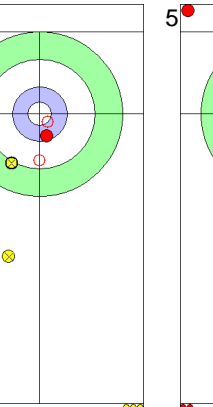
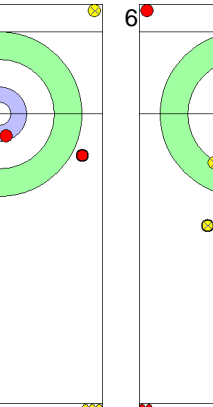
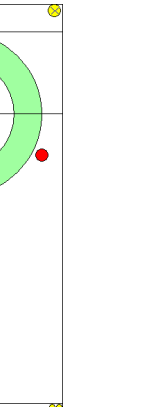
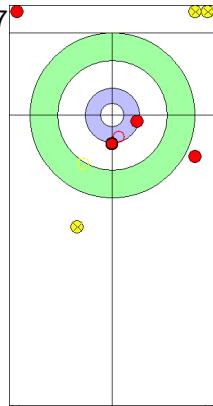
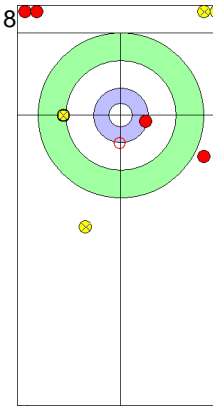
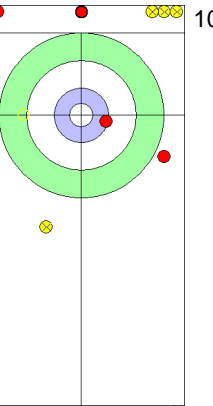
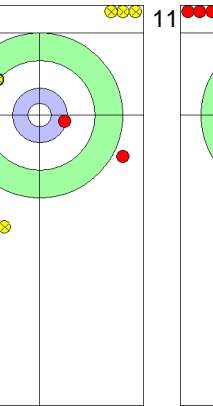
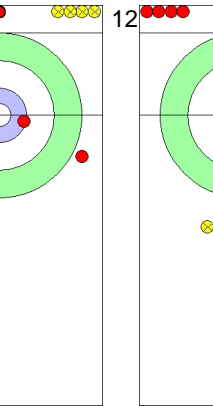
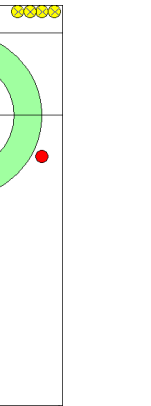
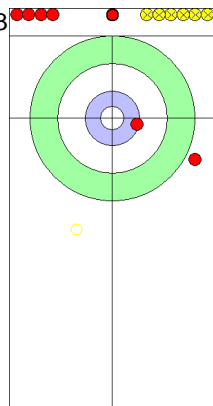
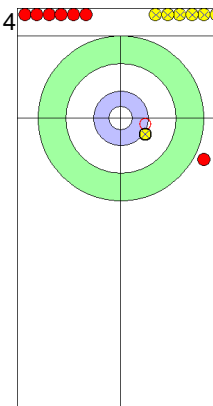
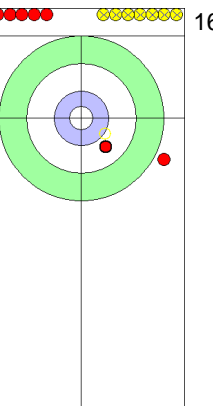
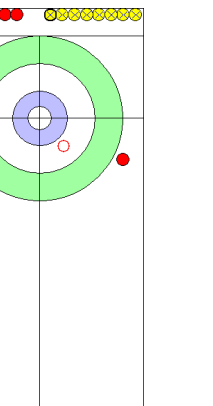


	FRA	USA
Total Score	3	1
Time left	28:59	28:07



GAME - SHOT BY SHOT / DÉROULEMENT DE LA PARTIE

FRI 19 FEB 2010 / VEN 19 FÉV 2010 START TIME / DÉBUT 14:00


● FRA - France		3 + 0		● USA - United States		1 + 0		End 8			
1		2		3		4		5		6	
FRA: DUCROZ R Draw In 4		USA: BENTON J Front Out 4		FRA: DUCROZ R Draw In 4		USA: BENTON J Hit and Roll In 4		FRA: DUCROZ JH Take-out Out 2		USA: ISAACSON J Guard Out 3	
7		8		9		10		11		12	
FRA: DUCROZ JH Take-out Out 4		USA: ISAACSON J Hit and Roll In 3		FRA: ANGIBOUST T Take-out In 2		USA: PLYS C Draw Out 2		FRA: ANGIBOUST T Take-out Out 2		USA: PLYS C Draw Out 0	
13		14		15		16					
FRA: DUFOUR T Clearing Out 4		USA: SMITH J Take-out Out 4		FRA: DUFOUR T Take-out Out 4		USA: SMITH J Clearing Out 4					

	FRA	USA
Total Score	3	1
Time left	21:52	22:28



## GAME - SHOT BY SHOT / DÉROULEMENT DE LA PARTIE

FRI 19 FEB 2010 / VEN 19 FÉV 2010 START TIME / DÉBUT 14:00



	FRA	USA
Total Score	3	3
Time left	10:07	14:29



GAME - SHOT BY SHOT / DÉROULEMENT DE LA PARTIE

FRI 19 FEB 2010 / VEN 19 FÉV 2010 START TIME / DÉBUT 14:00

**FRA - France** 3 + 0 **USA - United States** 3 + 1 **End 10**





## GAME RESULTS / RÉSULTATS DE LA PARTIE

FRI 19 FEB 2010 / VEN 19 FÉV 2010 START TIME / DÉBUT 14:00

Sheet	Round	Team	LSFE	1	2	3	4	5	6	7	8	9	10	Extra	Ends	Total
D	5	NOR - Norway	*	1	0	1	0	0	1	0	2	0	2			7
	4	CHN - People's Republic of China		0	1	0	1	0	0	1	0	2	0			5

NOR - Norway		Game	All
4 S	ULSRUD Thomas	90 %	83 %
3	NERGAARD Torger	79 %	74 %
2	SVAE Christoffer	84 %	85 %
1	PETERSSON Haavard Vad	78 %	85 %
A	LOEVOLD Thomas	- %	- %
Team Total		83 %	82 %

CHN - People's Republic of China		Game	All
4	LIU Rui	75 %	77 %
3 S	WANG Fengchun	71 %	80 %
2	XU Xiaoming	69 %	81 %
1	ZANG Jiali	86 %	80 %
A	LI Hongchen	- %	- %
Team Total		75 %	79 %

Time remaining: 3 minutes 59 seconds

Last Stone Draw: 25.3 cm

Time-out: end 10, NOR-7

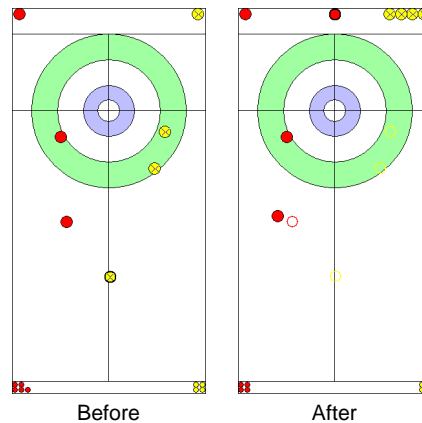
Time remaining: 1 minute 33 seconds

Last Stone Draw: 42.7 cm

Time-out: end 7, CHN-7; end 10, CHN-8

### Most Important Shot:

Norwegian Second SVAE C played a Clearing and removed all three Chinese stones in play to open the house for an easy last stone to score 2 and win the game.



End: 10  
Team: NOR  
Player: SVAE C  
Stone: Second, 2nd stone  
Task: Clearing  
Handle: In-turn  
Points: 100%

● : NOR  
● : CHN

### NOTES

Team position and functions are attached to each team member's name as follows:  
4 = Fourth, 3 = Third, 2 = Second, 1 = Lead, A = Alternate, S = Skip

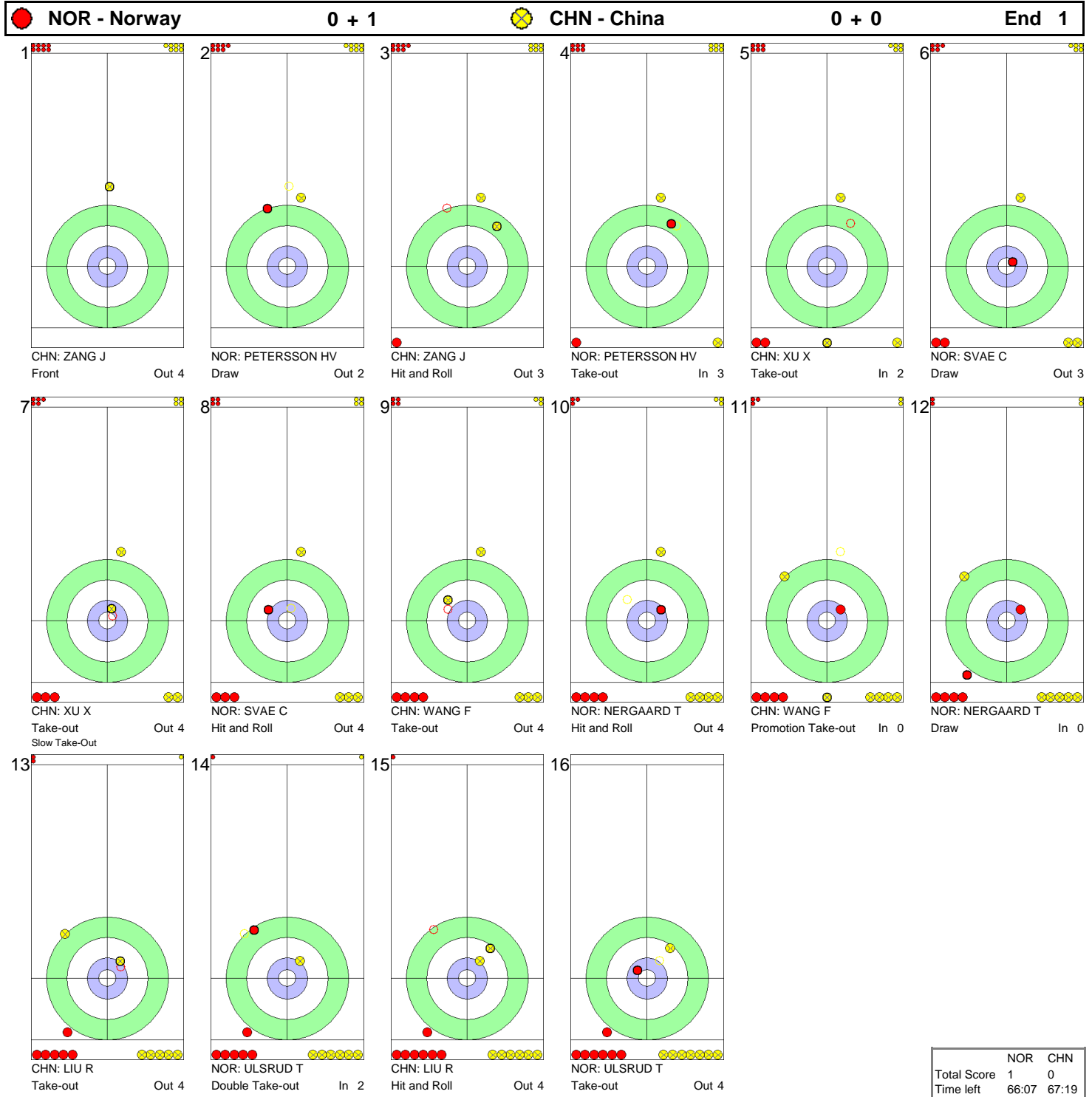
### LEGEND

LSFE (\*) Last stone first end



## GAME - SHOT BY SHOT / DÉROULEMENT DE LA PARTIE

FRI 19 FEB 2010 / VEN 19 FÉV 2010 START TIME / DÉBUT 14:00



	NOR	CHN
Total Score	1	0
Time left	66:07	67:19





## GAME - SHOT BY SHOT / DÉROULEMENT DE LA PARTIE

FRI 19 FEB 2010 / VEN 19 FÉV 2010 START TIME / DÉBUT 14:00

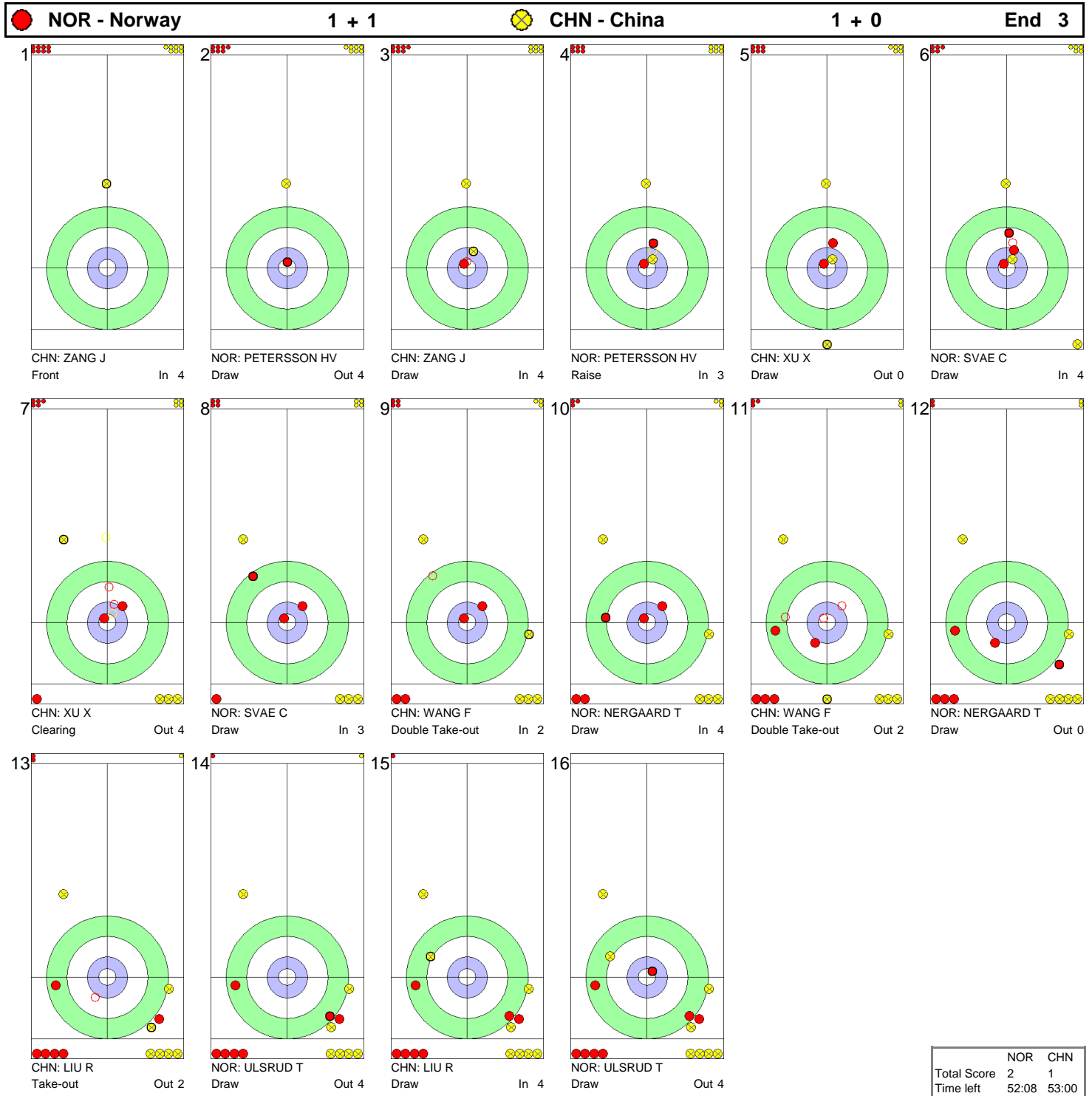
● NOR - Norway		1 + 0		● CHN - China		0 + 1		End 2			
1		2		3		4		5		6	
7		8		9		10		11		12	
13		14		15		16					

	NOR	CHN
Total Score	1	1
Time left	59:54	60:42



## GAME - SHOT BY SHOT / DÉROULEMENT DE LA PARTIE

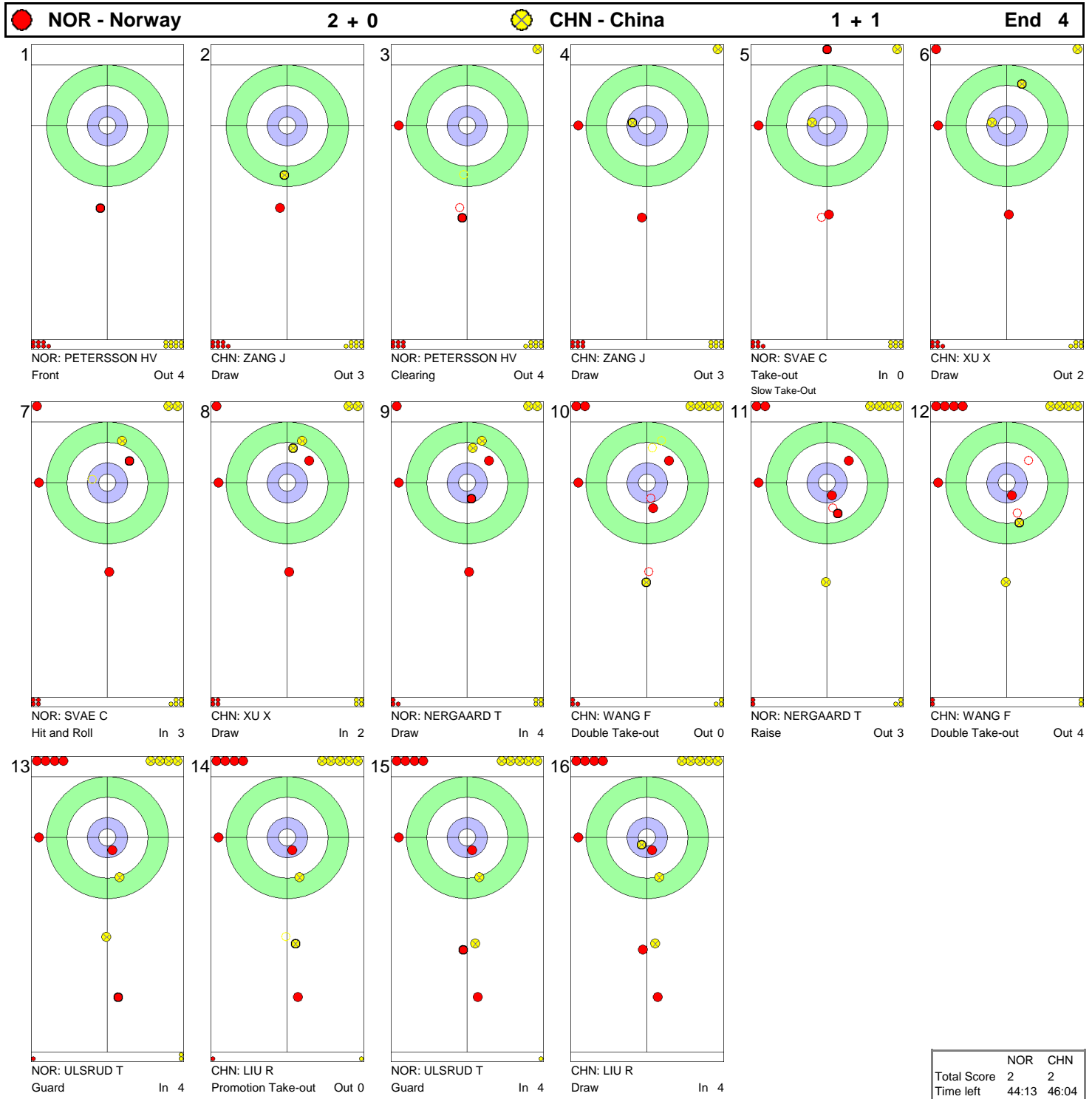
FRI 19 FEB 2010 / VEN 19 FÉV 2010 START TIME / DÉBUT 14:00





GAME - SHOT BY SHOT / DÉROULEMENT DE LA PARTIE

FRI 19 FEB 2010 / VEN 19 FÉV 2010 START TIME / DÉBUT 14:00

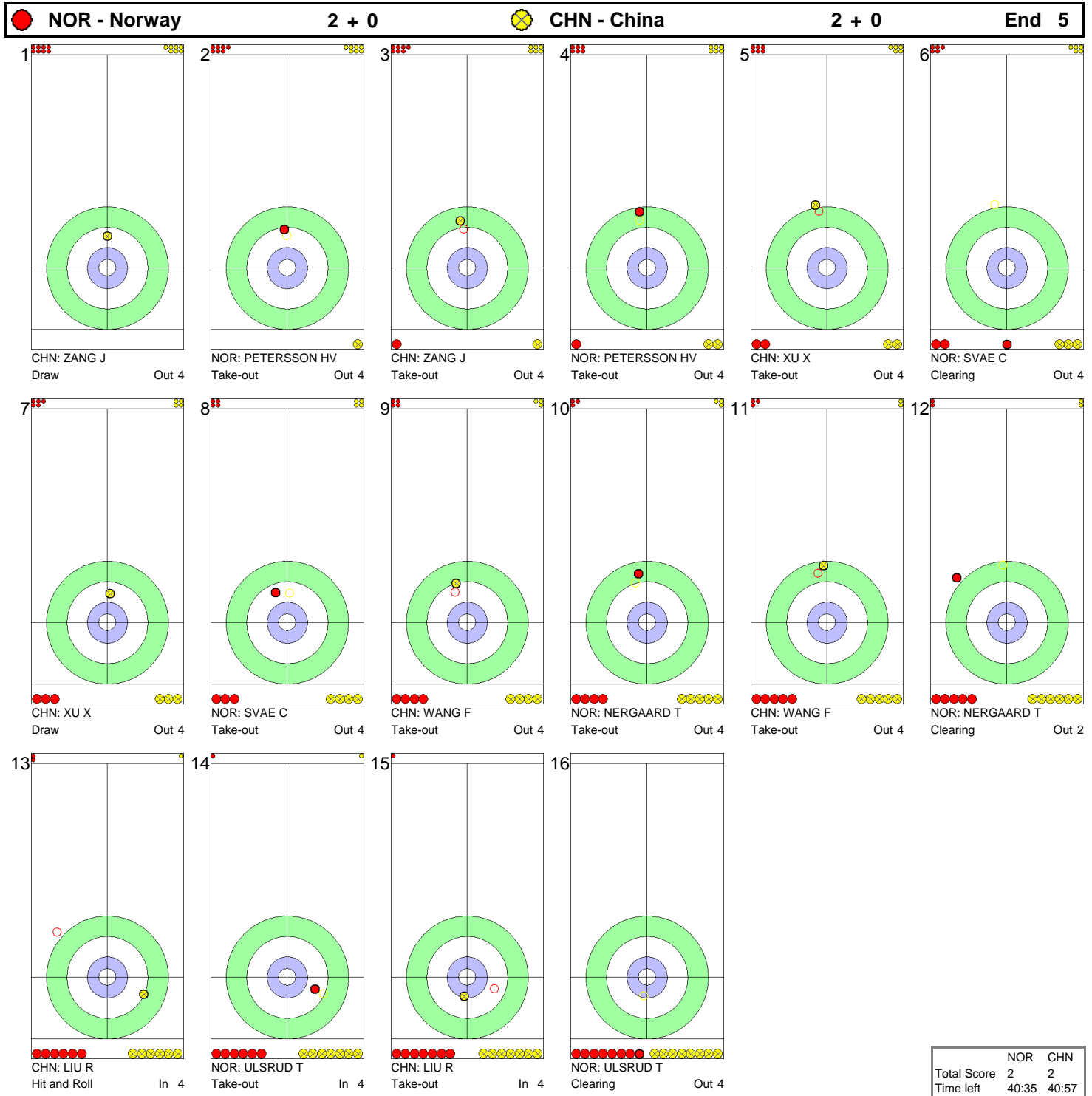


	NOR	CHN
Total Score	2	2
Time left	44:13	46:04



GAME - SHOT BY SHOT / DÉROULEMENT DE LA PARTIE

FRI 19 FEB 2010 / VEN 19 FÉV 2010 START TIME / DÉBUT 14:00

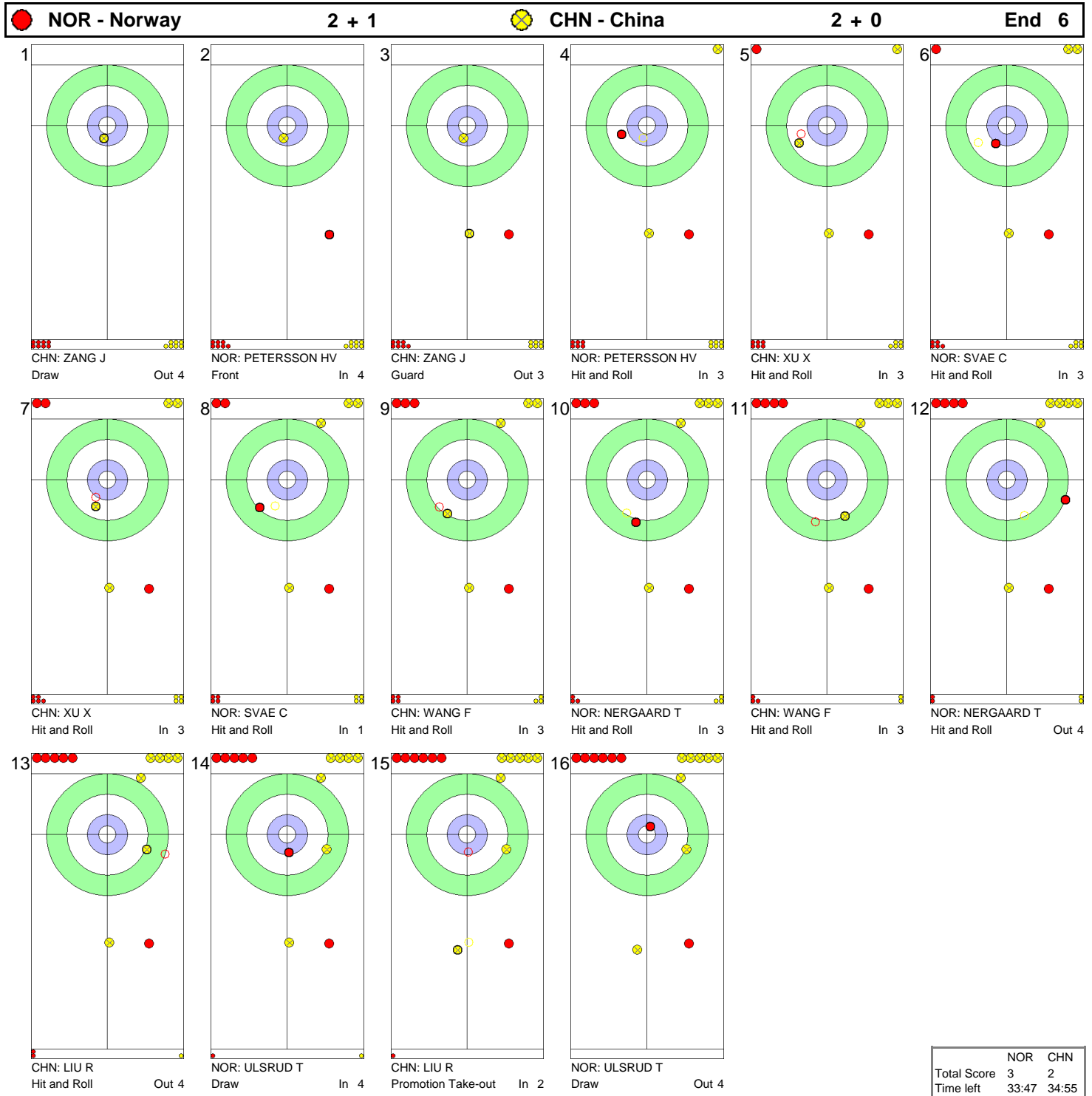


	NOR	CHN
Total Score	2	2
Time left	40:35	40:57



GAME - SHOT BY SHOT / DÉROULEMENT DE LA PARTIE

FRI 19 FEB 2010 / VEN 19 FÉV 2010 START TIME / DÉBUT 14:00

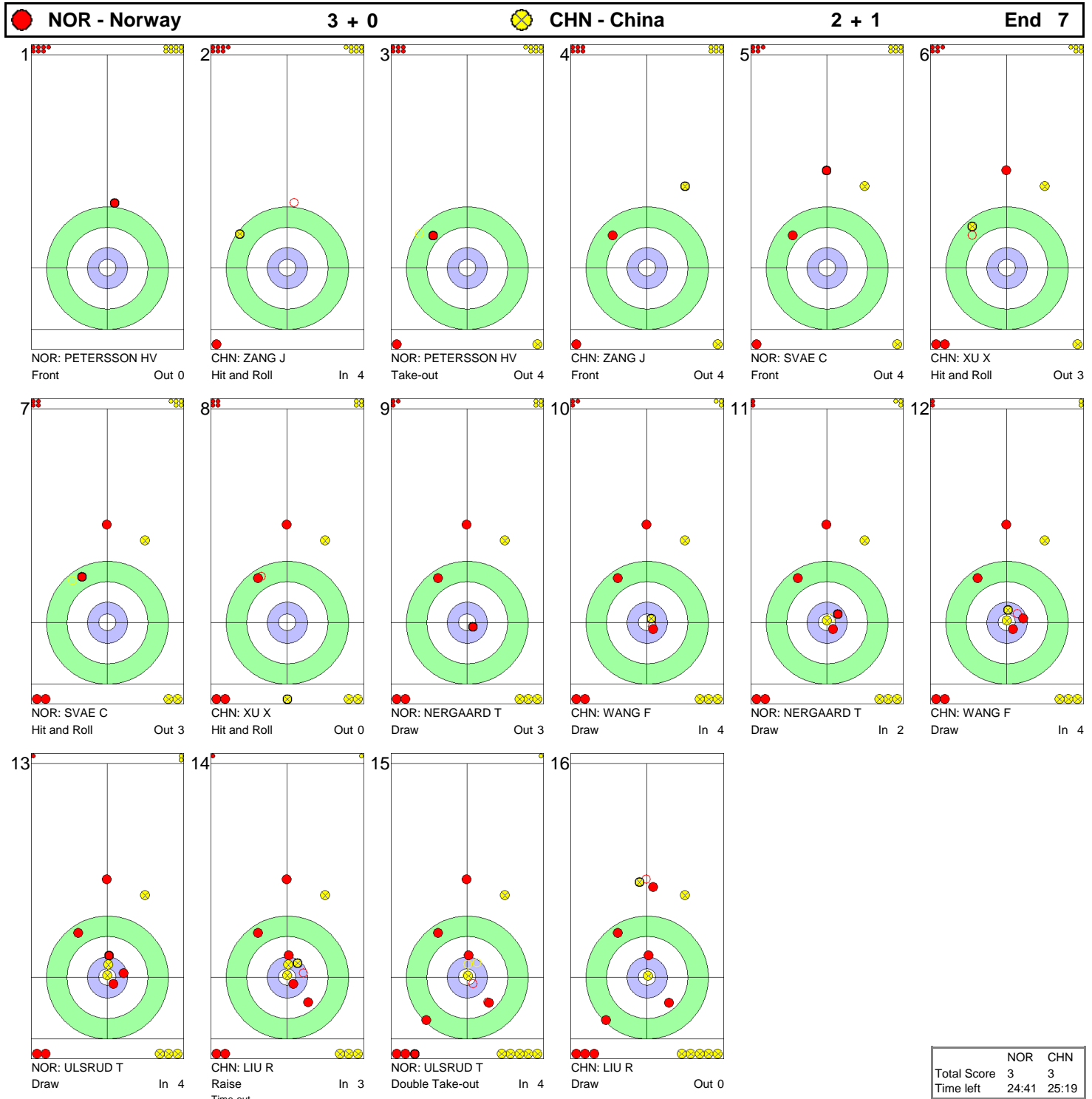


	NOR	CHN
Total Score	3	2
Time left	33:47	34:55



## GAME - SHOT BY SHOT / DÉROULEMENT DE LA PARTIE

FRI 19 FEB 2010 / VEN 19 FÉV 2010 START TIME / DÉBUT 14:00

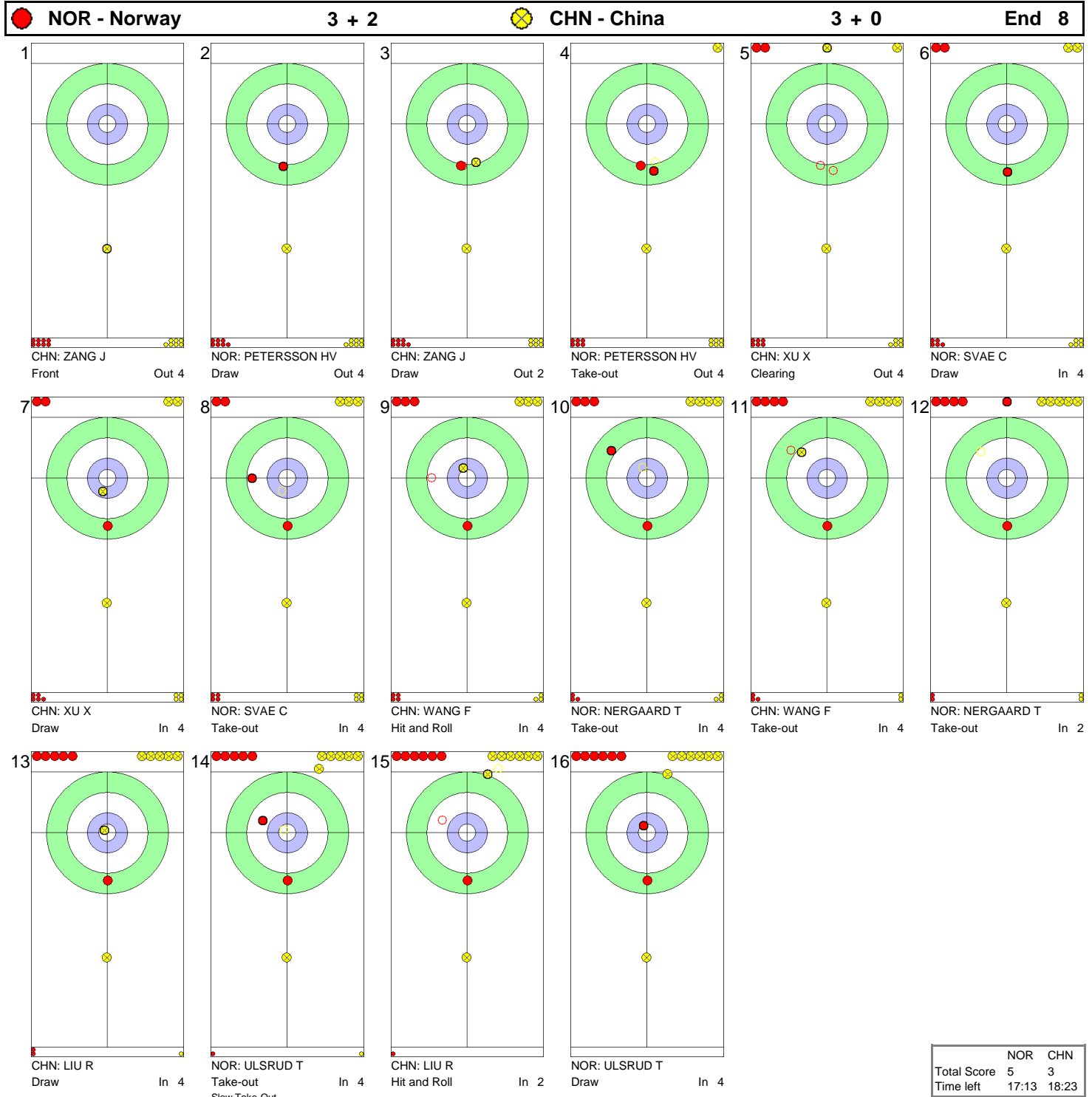


	NOR	CHN
Total Score	3	3
Time left	24:41	25:19



GAME - SHOT BY SHOT / DÉROULEMENT DE LA PARTIE

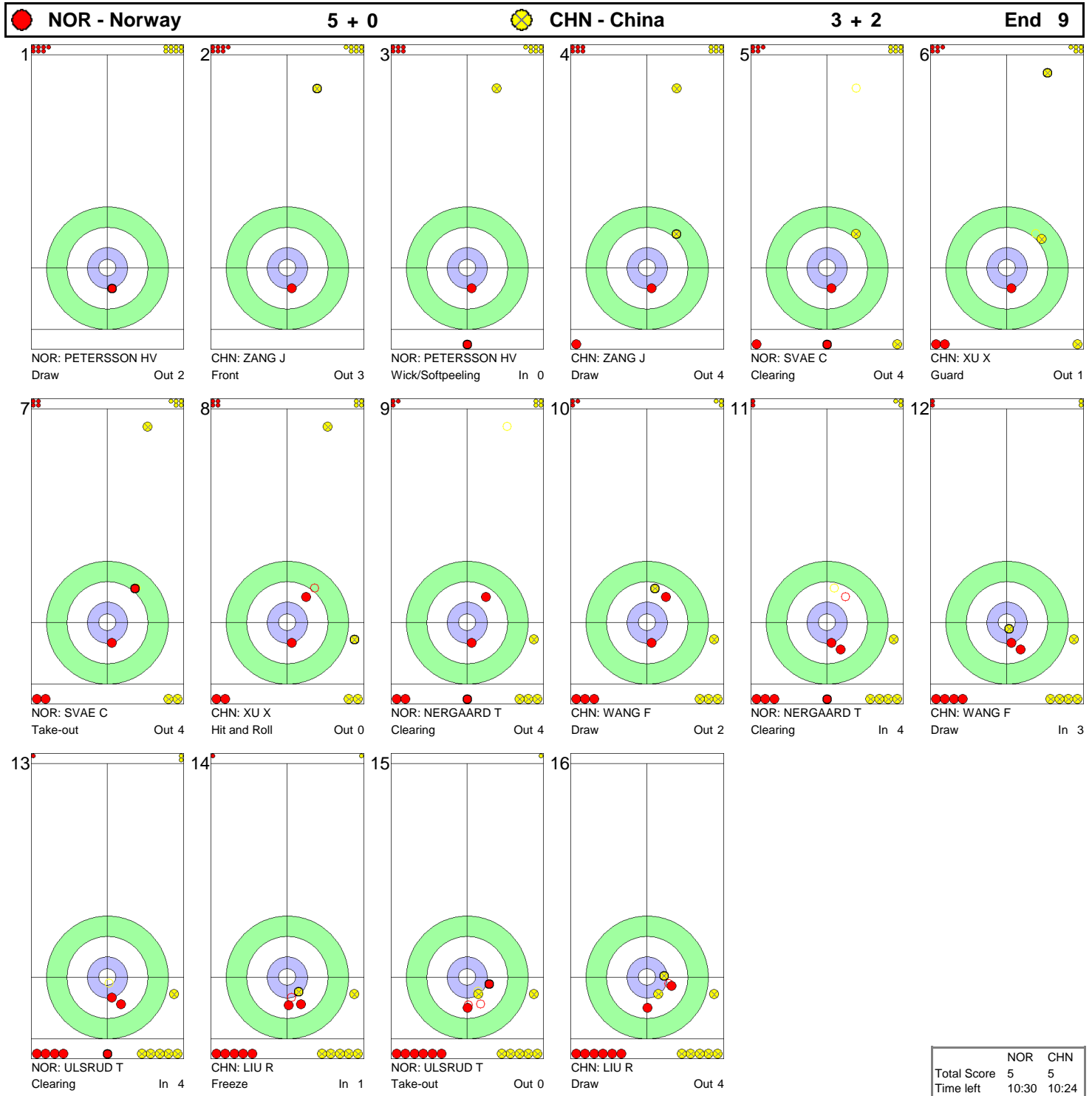
FRI 19 FEB 2010 / VEN 19 FÉV 2010 START TIME / DÉBUT 14:00





GAME - SHOT BY SHOT / DÉROULEMENT DE LA PARTIE

FRI 19 FEB 2010 / VEN 19 FÉV 2010 START TIME / DÉBUT 14:00



	NOR	CHN
Total Score	5	5
Time left	10:30	10:24

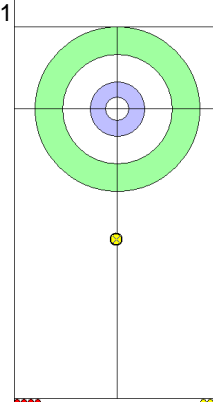
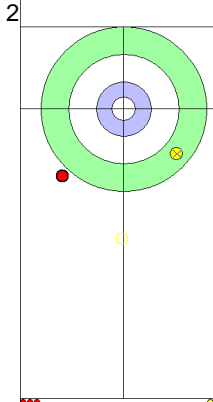
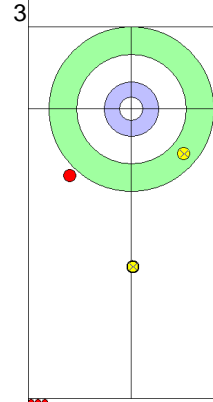
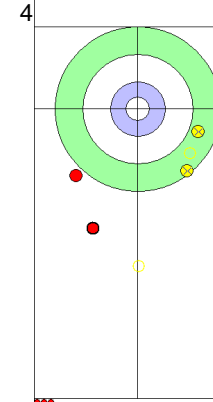
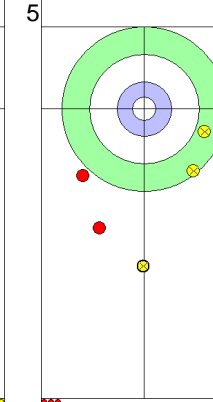
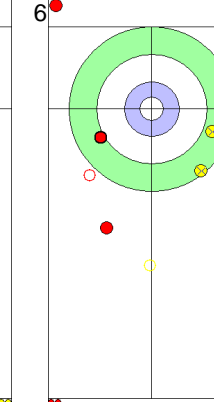
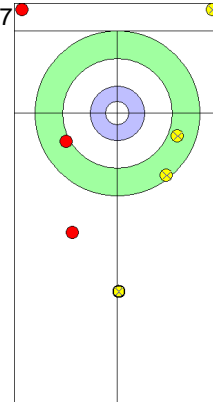
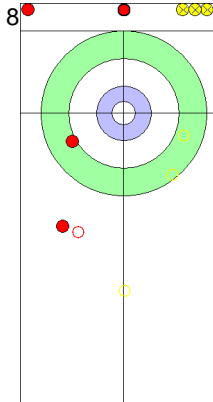
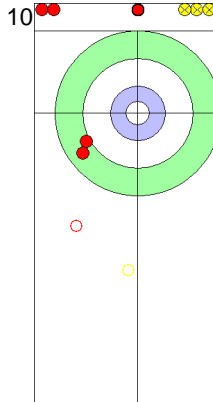
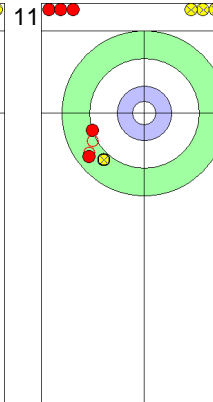
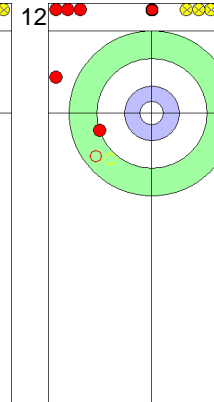
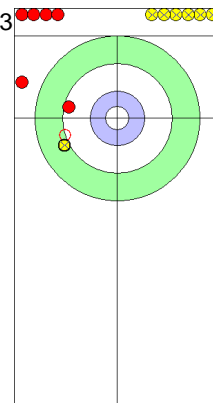
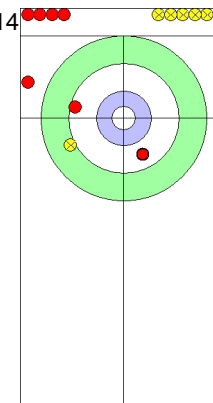
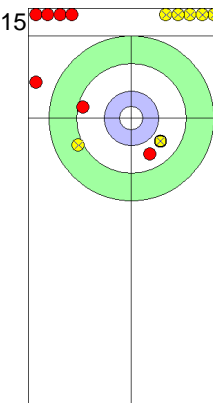
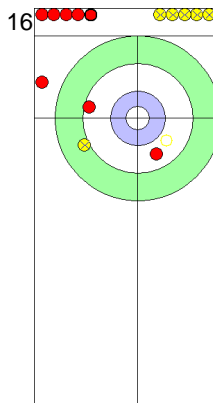




GAME - SHOT BY SHOT / DÉROULEMENT DE LA PARTIE

FRI 19 FEB 2010 / VEN 19 FÉV 2010 START TIME / DÉBUT 14:00

**NOR - Norway** 5 + 2 **CHN - China** 5 + 0 **End 10**

1  CHN: ZANG J Front Out 4	2  NOR: PETERSSON HV Wick/Softpeeling Out 4	3  CHN: ZANG J Front Out 4	4  NOR: PETERSSON HV Wick/Softpeeling Out 4	5  CHN: XU X Front Out 4	6  NOR: SVAE C Clearing In 4
7  CHN: XU X Front Out 4	8  NOR: SVAE C Clearing In 4	9  CHN: WANG F Front Out 4	10  NOR: NERGAARD T Clearing In 4	11  CHN: WANG F Draw Out 2	12  NOR: NERGAARD T Clearing In 4
13  CHN: LIU R Raise Out 2	14  NOR: ULSRUD T Draw Time-out In 2	15  CHN: LIU R Draw Time-out Out 4	16  NOR: ULSRUD T Clearing Out 4		

**NOTES**

Points:  
4 = 100%  
3 = 75%  
2 = 50%  
1 = 25%  
0 = 0%  
X = not considered

Handle:  
In Clockwise  
Out Counter-clockwise

	NOR	CHN
Total Score	7	5
Time left	03:59	01:33



## SESSION RESULTS AND STANDINGS RÉSULTATS DE LA SESSION ET CLASSEMENT

THU 18 FEB 2010 / JEU 18 FÉV 2010 START TIME / DÉBUT 19:00

Sheet	Round	Team	LSFE	1	2	3	4	5	6	7	8	9	10	Extra	Ends	Total
A	4	SWE - Sweden		0	1	0	0	0	2	0	1	1	0	1		6
	3	CHN - People's Republic of China	*	1	0	1	1	0	0	1	0	0	1	0		5
B	4	GBR - Great Britain	*	0	0	2	0	1	0	0	3	0	3			9
	4	DEN - Denmark		0	1	0	1	0	2	0	0	2	0			6
C	4	NOR - Norway	*	2	0	0	1	0	1	0	1	0	2			7
	4	SUI - Switzerland		0	0	1	0	1	0	1	0	1	0			4
D	3	FRA - France		0	0	2	0	1	1	1	0	X	X			5
	4	CAN - Canada	*	1	3	0	5	0	0	0	3	X	X			12

### Standings After Round Robin Session 5

Rank	Team	Games	Wins	Losses
1	CAN - Canada	4	4	0
2	NOR - Norway	4	3	1
2	SUI - Switzerland	4	3	1
2	SWE - Sweden	4	3	1
5	GBR - Great Britain	4	2	2
6	CHN - People's Republic of China	3	1	2
6	FRA - France	3	1	2
8	DEN - Denmark	4	1	3
8	GER - Germany	4	1	3
10	USA - United States of America	4	0	4

#### LEGEND

LSFE (\*) Last stone first end

X Unplayed/unfinished end due to concession



## SESSION REVIEW / SYNTHÈSE DE LA SESSION

THU 18 FEB 2010 / JEU 18 FÉV 2010 START TIME / DÉBUT 19:00

### Men: Session 5: SWE 6-5 CHN, GBR 9-6 DEN, NOR 7-4 SUI, CAN 12-5 FRA

VANCOUVER, Feb 18 - Canada defeated France 12-5 in eight ends during the Men's Round Robin Session 5 at the Vancouver Olympic Centre on Thursday.

In other games, Great Britain beat Denmark 9-6; Sweden squeaked by China 6-5 in 11 ends; and Norway defeated previously unbeaten Switzerland 7-4.

In Canada's Sheet D match-up with France the host team got a steal of three in the second, moving in front 4-0, when France skip Thomas DUFOUR (FRA) wrecked on a guard with last rock.

France bounced back for a deuce in the fourth, but in the fifth, DUFOUR over-weighted a takeout with his last rock to give Kevin MARTIN (CAN) an easy chance for a biggest end in the tournament so far. MARTIN tapped back a French stone in the back 12, the only one in the house, to count five Canada rocks and give Canada a commanding 9-2 lead.

Adam ENRIGHT (CAN) replaced lead Ben HEBERT (CAN) for Canada after the fifth.

Canada gave France a sporting chance, handing them steals of one in the sixth and seventh ends, allowing them to draw to within 9-5. But they finished them off in the eighth with a three-ender for a concession. The final score was 12-5.

France has now lost two straight to fall to 1-2.

On Sheet A, Sweden needed extra ends to defeat China.

China, underdogs against the 2009 European champions, earned a steal in the fourth to move out to a 3-1 lead. Sweden tied it at 3-3 with a deuce in the sixth but couldn't gain the lead until the ninth. With his last stone, skip Niklas EDIN (SWE) made a clutch raise takeout that left Swedish stones in the top and bottom four and resulted in a steal of one.

China went into the 10th down 4-5 with the hammer. Their fourth, Rui LIU (CHN), pulled off a tricky hit and roll into the four-foot to send the game to extra ends.

In the 11th, EDIN had a free draw to the four-foot for the Sweden win.

Sweden is now 3-1. China is 1-2.

On Sheet C previously unbeaten Switzerland fell to a Norway side that seems to be improving by the game.

Switzerland was unable to score more than a single in any end due to the tendency of Norway skip Thomas ULSRUD (NOR) to keep a clean house. ULSRUD threw important double takeouts in the seventh and the ninth to help hold the Swiss to one in each end. The latter was crucial because it held the score at 5-4, retaining the late advantage for the Norwegians.

Norway's deuce in the 10th made the final 7-4.

Norway, with three straight wins, is now 3-1. Switzerland is also 3-1.



On Sheet B, Great Britain was tested by Denmark, breaking a 6-6 deadlock in the final end for a 9-6 win.

The Danes led 4-3 after six. In the eighth, British skip David MURDOCH (GBR) made a perfectly weighted takeout to earn a huge three and give his side a 6-4 lead.

But Denmark was stubborn. In the ninth their fourth Johnny FREDERIKSEN (DEN) threw a clutch double takeout for two to tie the game at 6-6.

MURDOCH answered in the 10th with a takeout for three for the win.

Great Britain improves to 2-2. Denmark, who made a line-up change for the game, replacing second Bo JENSEN (DEN) with Mikkel POULSEN (DEN) is now 1-3.



## GAME RESULTS / RÉSULTATS DE LA PARTIE

THU 18 FEB 2010 / JEU 18 FÉV 2010 START TIME / DÉBUT 19:00

Sheet	Round	Team	LSFE	1	2	3	4	5	6	7	8	9	10	Extra	Ends	Total
A	4	SWE - Sweden		0	1	0	0	0	2	0	1	1	0	1		6
	3	CHN - People's Republic of China	*	1	0	1	1	0	0	1	0	0	1	0		5

SWE - Sweden		Game	All
4 S	EDIN Niklas	80 %	79 %
3	KRAUPP Sebastian	86 %	82 %
2	LINDBERG Fredrik	78 %	85 %
1	KJAEELL Viktor	85 %	84 %
A	ERIKSSON Oskar	- %	- %
Team Total		82 %	82 %

CHN - People's Republic of China		Game	All
4	LIU Rui	85 %	77 %
3 S	WANG Fengchun	81 %	83 %
2	XU Xiaoming	89 %	85 %
1	ZANG Jialiang	80 %	78 %
A	LI Hongchen	- %	- %
Team Total		84 %	81 %

Time remaining: 0 minutes 12 seconds  
4 minutes 36 seconds (after extra end)

Last Stone Draw: 100.5 cm

Time-out: end 9, SWE-8; end 10, SWE-7

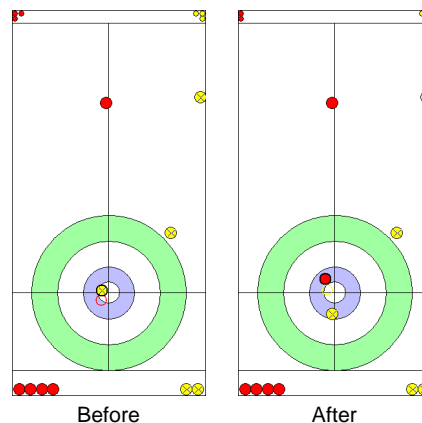
Time remaining: 0 minutes 15 seconds  
2 minutes 12 seconds (after extra end)

Last Stone Draw: 0.0 cm

Time-out: end 9, CHN-6; end 10, CHN-8

### Most Important Shot:

Swedish Third KRAUPP S executed a Tap back around a guard to the back four to lay in front of the Chinese stone and block the path to the button. That set up the steal of one in the 9th end and Sweden's lead in the game.



End: 9  
Team: SWE  
Player: KRAUPP S  
Stone: Third, 2nd stone  
Task: Raise  
Handle: Out-turn  
Points: 100%

● : SWE  
● : CHN

### NOTES

Team position and functions are attached to each team member's name as follows:  
4 = Fourth, 3 = Third, 2 = Second, 1 = Lead, A = Alternate, S = Skip

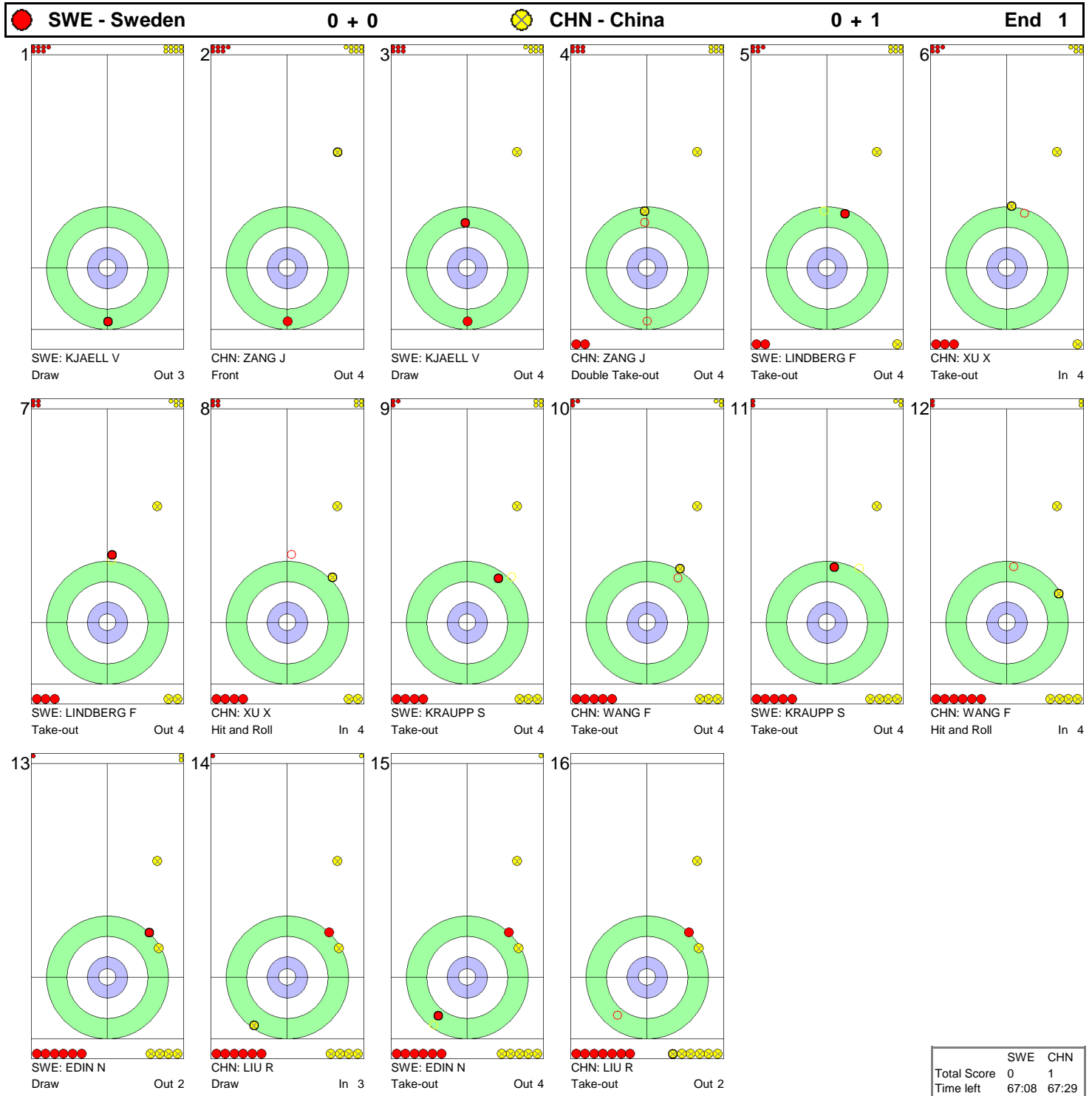
### LEGEND

LSFE (\*) Last stone first end



GAME - SHOT BY SHOT / DÉROULEMENT DE LA PARTIE

THU 18 FEB 2010 / JEU 18 FÉV 2010 START TIME / DÉBUT 19:00

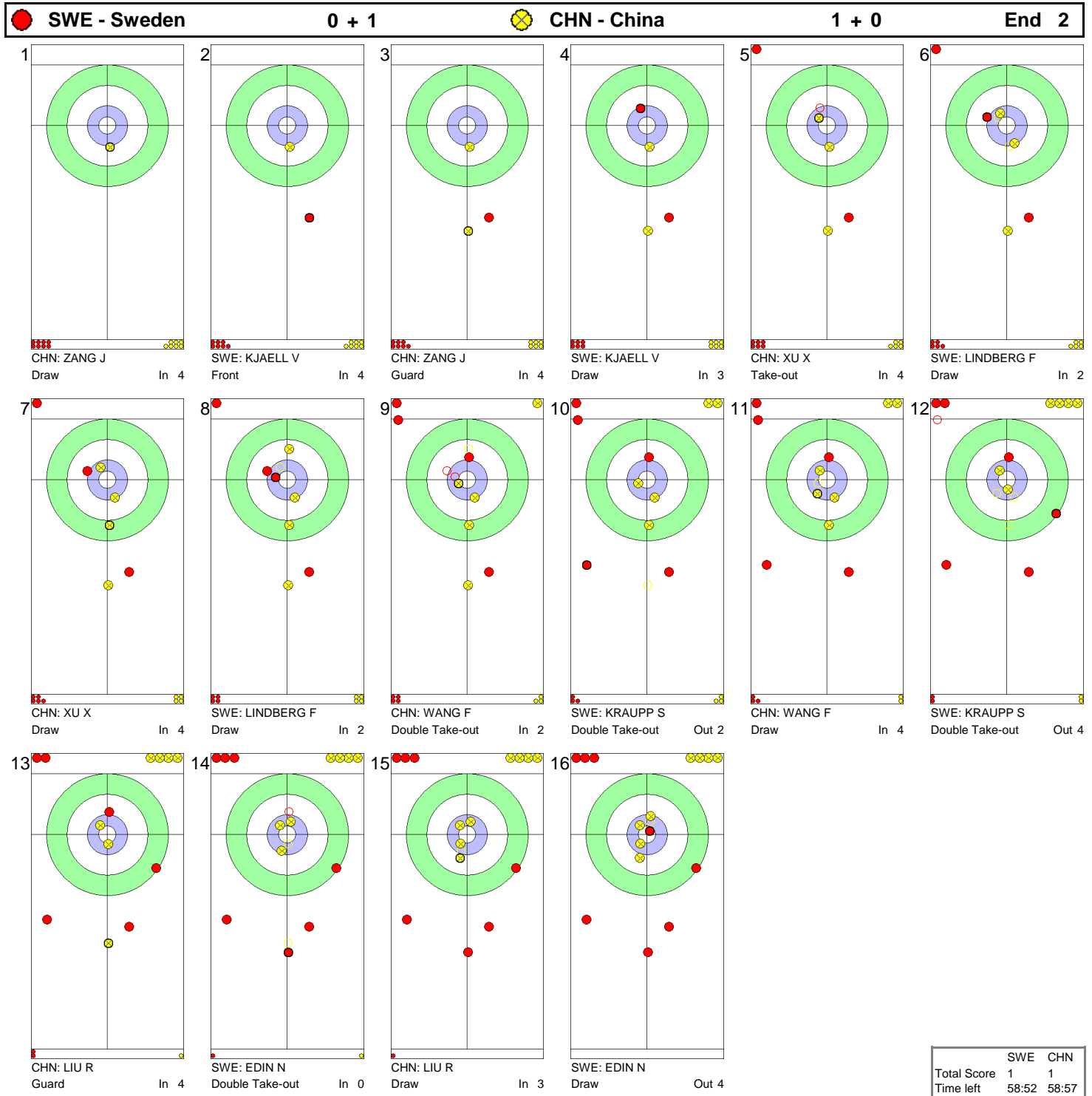


	SWE	CHN
Total Score	0	1
Time left	67:08	67:29



GAME - SHOT BY SHOT / DÉROULEMENT DE LA PARTIE

THU 18 FEB 2010 / JEU 18 FÉV 2010 START TIME / DÉBUT 19:00



	SWE	CHN
Total Score	1	1
Time left	58:52	58:57



GAME - SHOT BY SHOT / DÉROULEMENT DE LA PARTIE

THU 18 FEB 2010 / JEU 18 FÉV 2010 START TIME / DÉBUT 19:00

**SWE - Sweden** 1 + 0 **CHN - China** 1 + 1 **End 3**



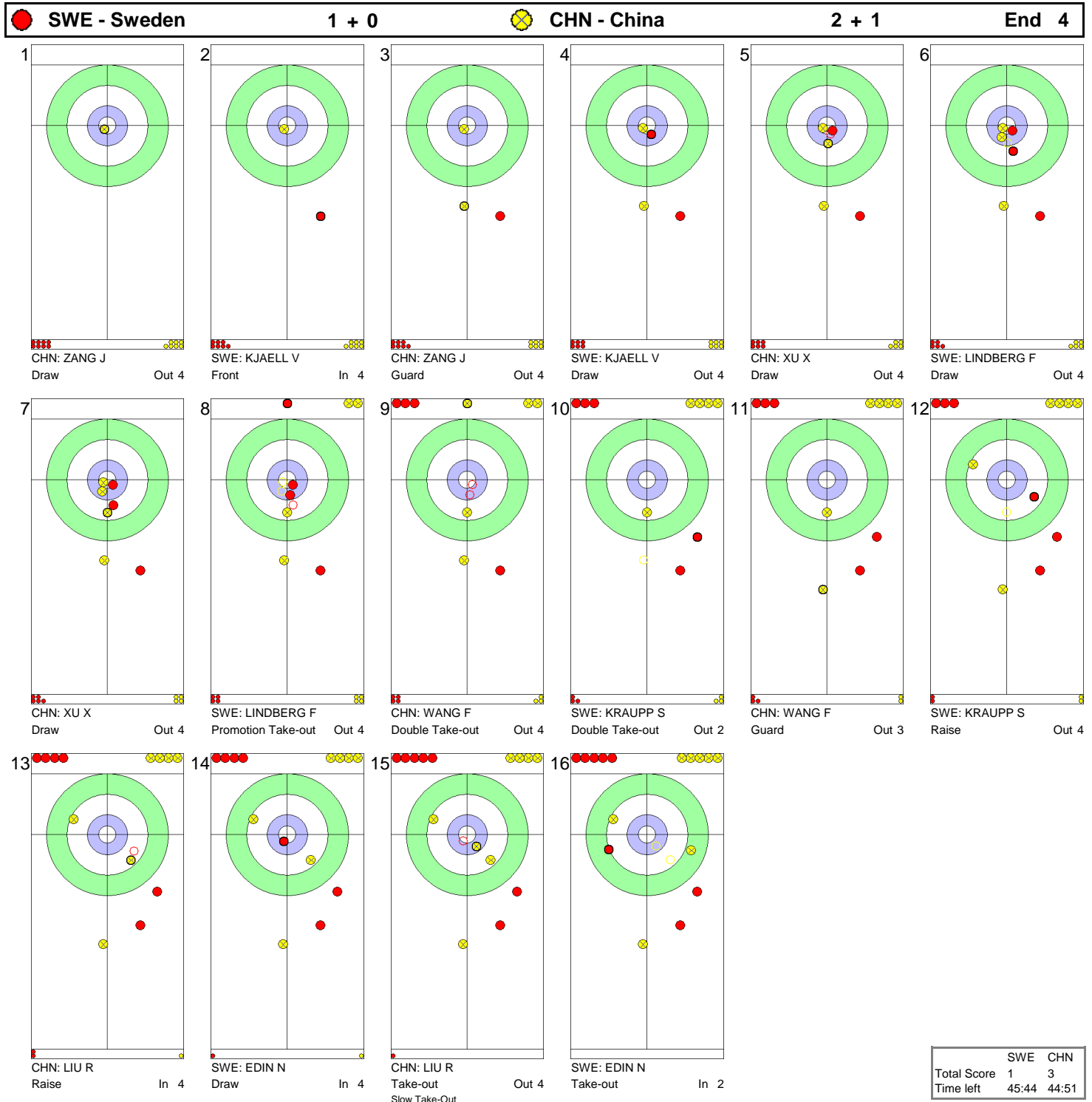
	SWE	CHN
Total Score	1	2
Time left	53:27	52:31





## GAME - SHOT BY SHOT / DÉROULEMENT DE LA PARTIE

THU 18 FEB 2010 / JEU 18 FÉV 2010 START TIME / DÉBUT 19:00

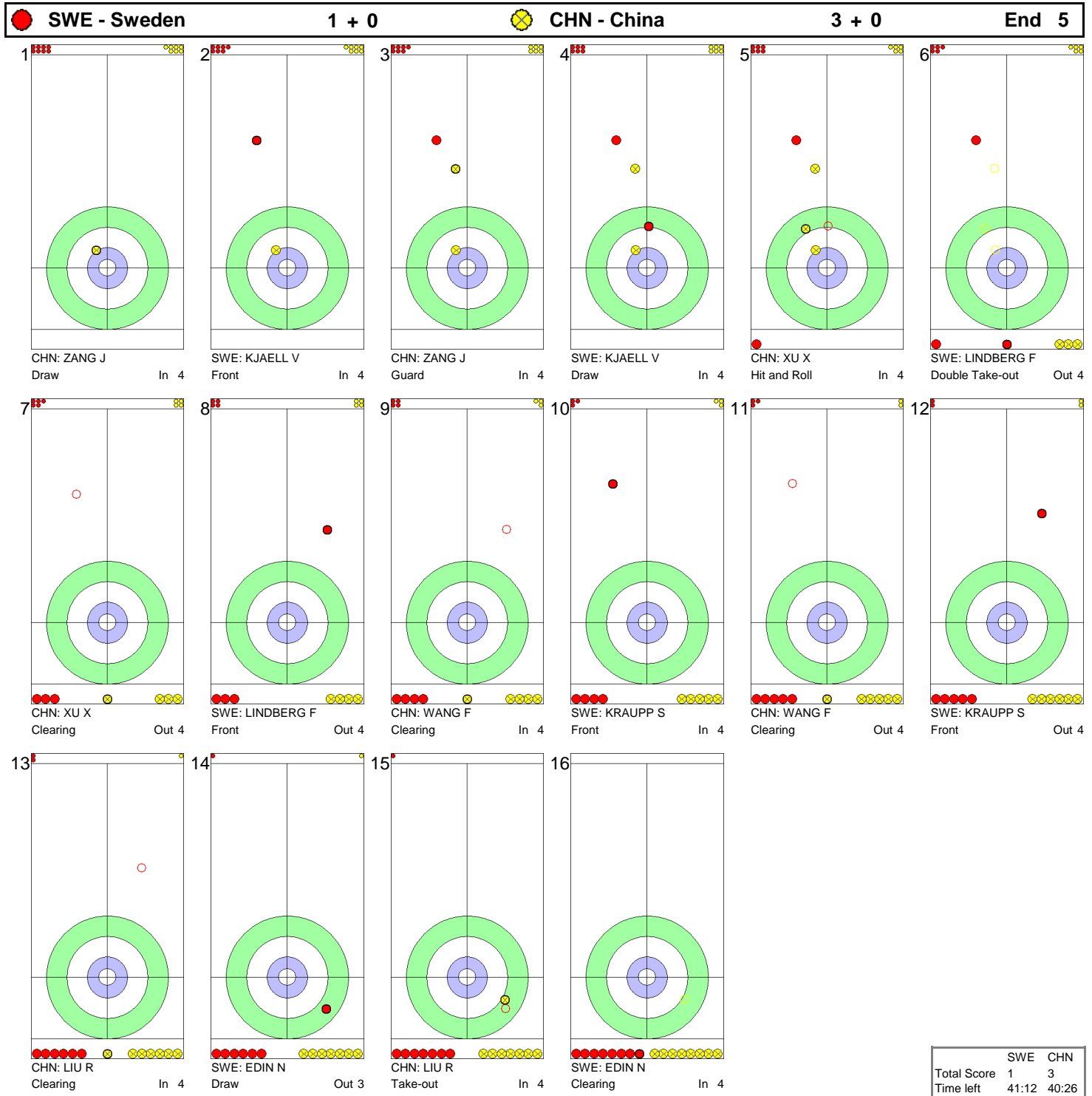


	SWE	CHN
Total Score	1	3
Time left	45:44	44:51



GAME - SHOT BY SHOT / DÉROULEMENT DE LA PARTIE

THU 18 FEB 2010 / JEU 18 FÉV 2010 START TIME / DÉBUT 19:00

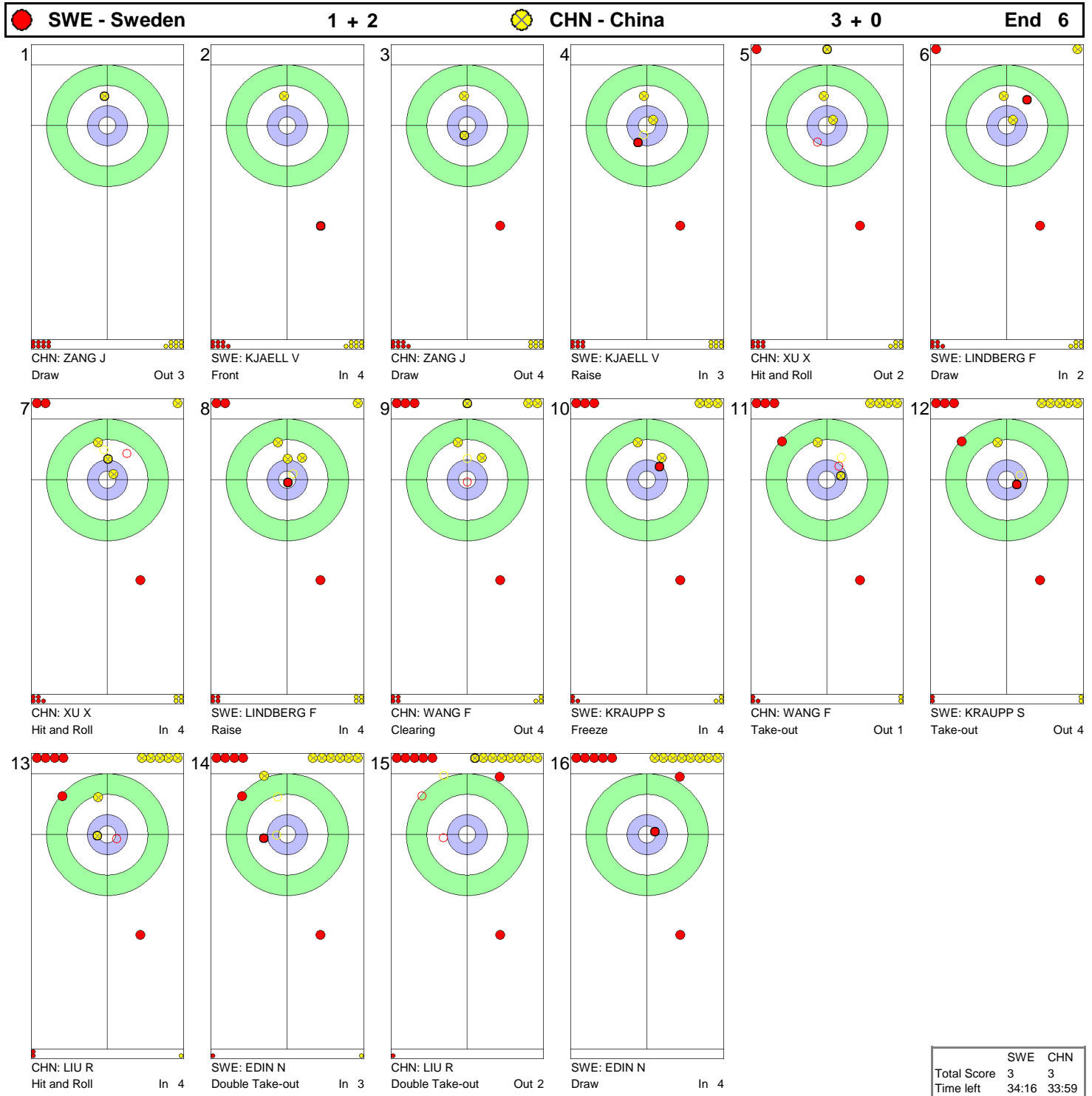


	SWE	CHN
Total Score	1	3
Time left	41:12	40:26



GAME - SHOT BY SHOT / DÉROULEMENT DE LA PARTIE

THU 18 FEB 2010 / JEU 18 FÉV 2010 START TIME / DÉBUT 19:00



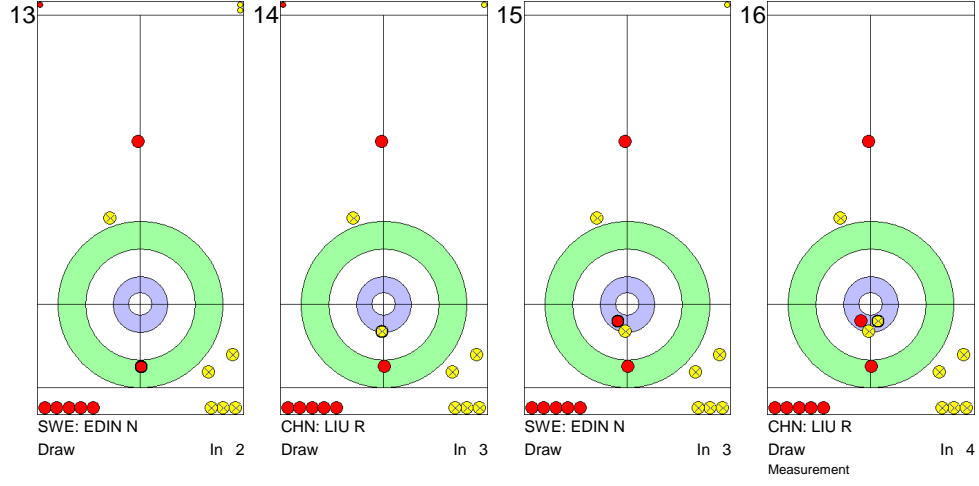
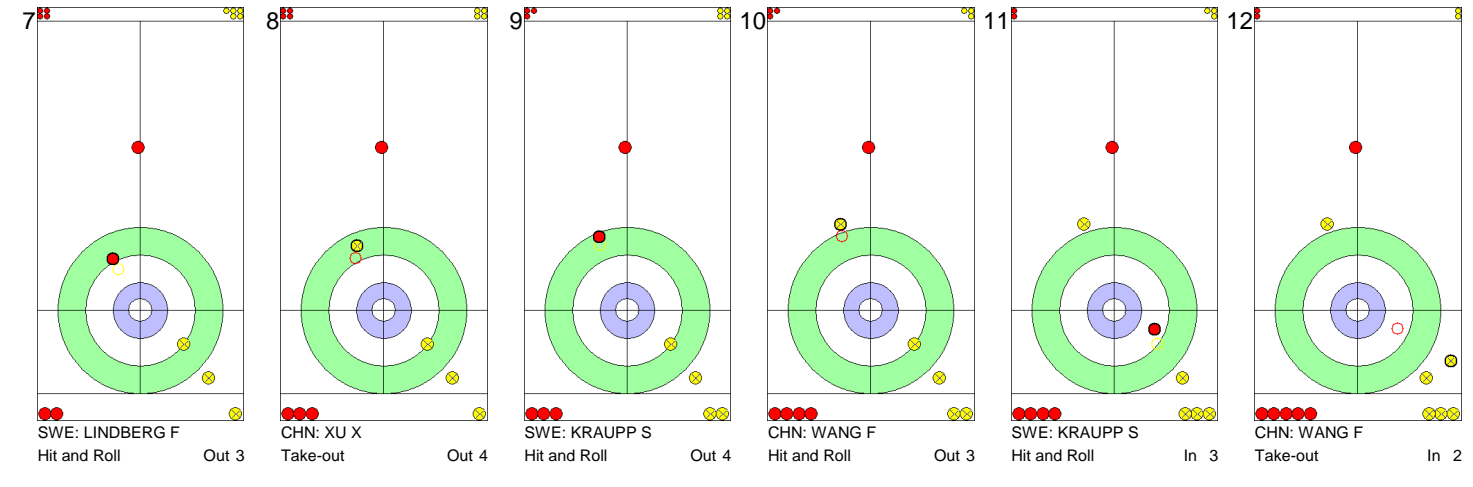
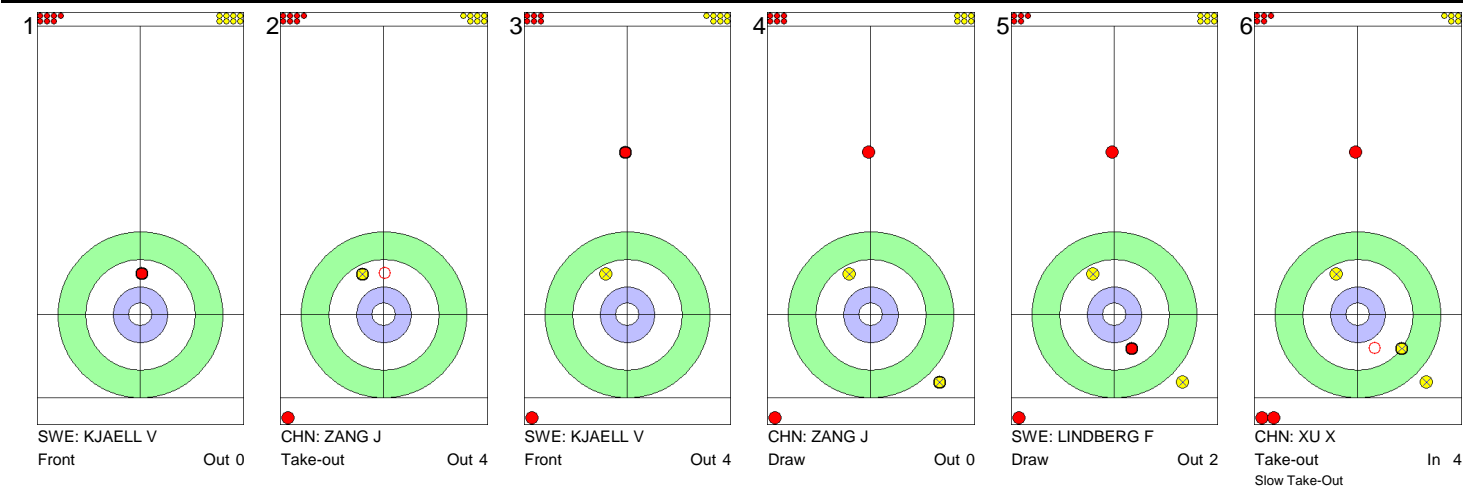
	SWE	CHN
Total Score	3	3
Time left	34:16	33:59



GAME - SHOT BY SHOT / DÉROULEMENT DE LA PARTIE

THU 18 FEB 2010 / JEU 18 FÉV 2010 START TIME / DÉBUT 19:00

● **SWE - Sweden**      **3 + 0**     
 ● **CHN - China**      **3 + 1**     
 **End 7**

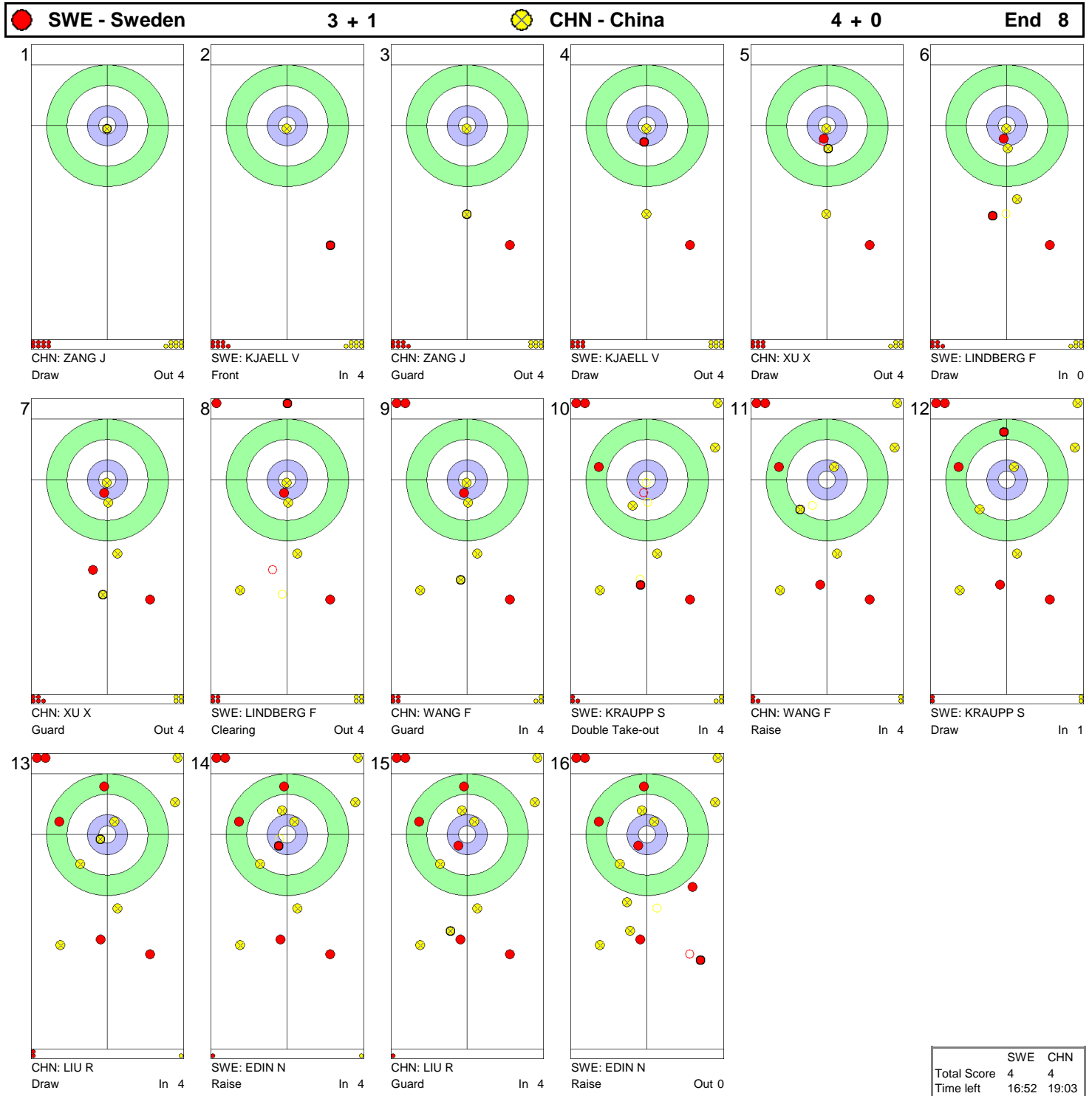


	SWE	CHN
Total Score	3	4
Time left	27:33	26:46



GAME - SHOT BY SHOT / DÉROULEMENT DE LA PARTIE

THU 18 FEB 2010 / JEU 18 FÉV 2010 START TIME / DÉBUT 19:00

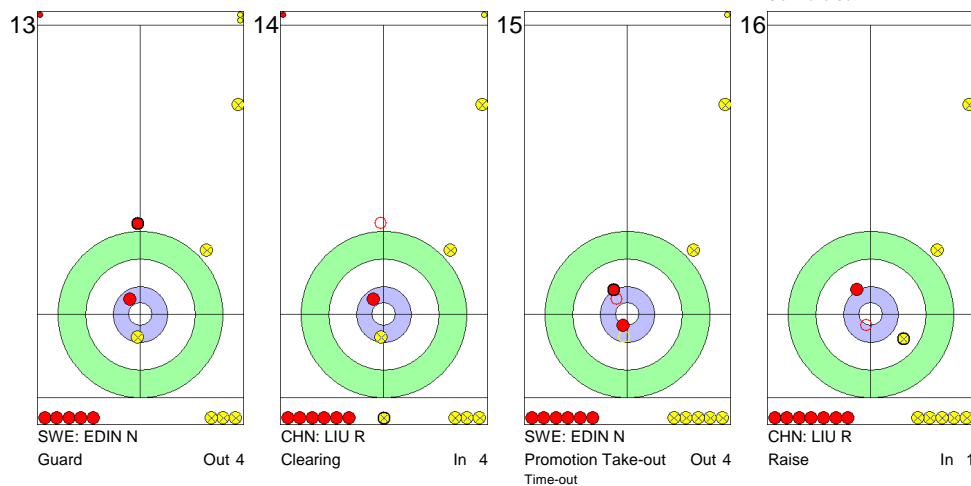
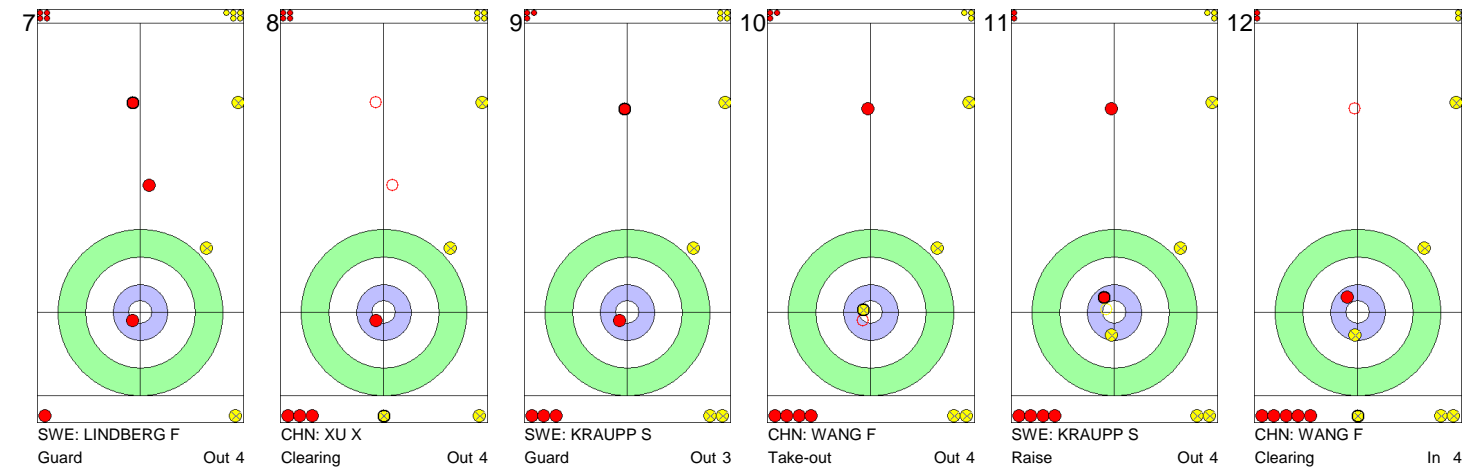
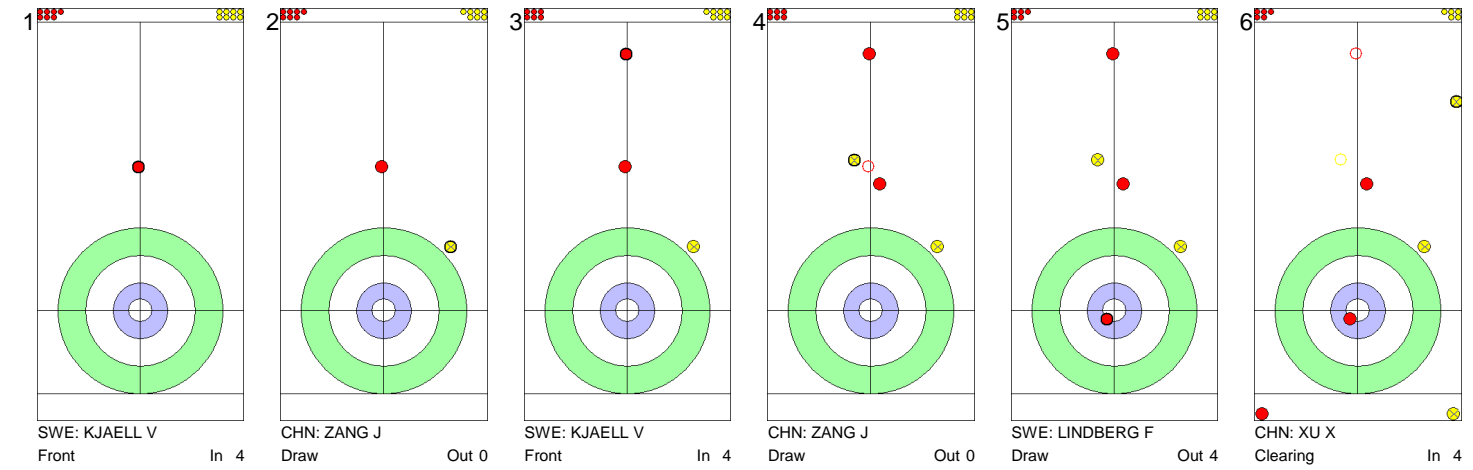




GAME - SHOT BY SHOT / DÉROULEMENT DE LA PARTIE

THU 18 FEB 2010 / JEU 18 FÉV 2010 START TIME / DÉBUT 19:00

**SWE - Sweden** 4 + 1 **CHN - China** 4 + 0 **End 9**



	SWE	CHN
Total Score	5	4
Time left	09:28	09:01



GAME - SHOT BY SHOT / DÉROULEMENT DE LA PARTIE

THU 18 FEB 2010 / JEU 18 FÉV 2010 START TIME / DÉBUT 19:00

**SWE - Sweden** 5 + 0 **CHN - China** 4 + 1 **End 10**



	SWE	CHN
Total Score	5	5
Time left	00:12	00:15



GAME - SHOT BY SHOT / DÉROULEMENT DE LA PARTIE

THU 18 FEB 2010 / JEU 18 FÉV 2010 START TIME / DÉBUT 19:00

● SWE - Sweden		5 + 1		● CHN - China		5 + 0		End 11									
1	CHN: ZANG J Front	Out 0	2	SWE: KJAELL V through	Out X	3	CHN: ZANG J Front	Out 4	4	SWE: KJAELL V Wick/Softpeeling Soft-Peeling	In 0	5	CHN: XU X Draw	Out 1	6	SWE: LINDBERG F Clearing	Out 4
7	CHN: XU X Front	In 4	8	SWE: LINDBERG F Clearing	Out 4	9	CHN: WANG F Front	Out 4	10	SWE: KRAUPP S Clearing	In 4	11	CHN: WANG F Front	In 4	12	SWE: KRAUPP S Clearing	Out 4
13	CHN: LIU R Draw	Out 4	14	SWE: EDIN N Take-out	In 4	15	CHN: LIU R Draw	Out 4	16	SWE: EDIN N Draw	Out 4						

**NOTES**

Points:  
4 = 100%  
3 = 75%  
2 = 50%  
1 = 25%  
0 = 0%  
X = not considered

Handle:  
In Clockwise  
Out Counter-clockwise

	SWE	CHN
Total Score	6	5
Time left	04:36	02:12





## GAME RESULTS / RÉSULTATS DE LA PARTIE

THU 18 FEB 2010 / JEU 18 FÉV 2010 START TIME / DÉBUT 19:00

Sheet	Round	Team	LSFE	1	2	3	4	5	6	7	8	9	10	Extra	Ends	Total
B	4	GBR - Great Britain	*	0	0	2	0	1	0	0	3	0	3			9
	4	DEN - Denmark		0	1	0	1	0	2	0	0	2	0			6

GBR - Great Britain		Game	All
4 S	MURDOCH David	86 %	78 %
3	MACDONALD Ewan	80 %	81 %
2	SMITH Pete	76 %	74 %
1	BYERS Euan	81 %	85 %
A	CONNAL Graeme	- %	- %
Team Total		81 %	79 %

DEN - Denmark		Game	All
4	FREDERIKSEN Johnny	84 %	69 %
3 S	SCHMIDT Ulrik	71 %	70 %
2	POULSEN Mikkel	88 %	88 %
1	VILANDT Lars	78 %	80 %
A	JENSEN Bo	- %	81 %
Team Total		80 %	75 %

Time remaining: 2 minutes 12 seconds

Last Stone Draw: 0.0 cm

Time-out: end 9, GBR-8

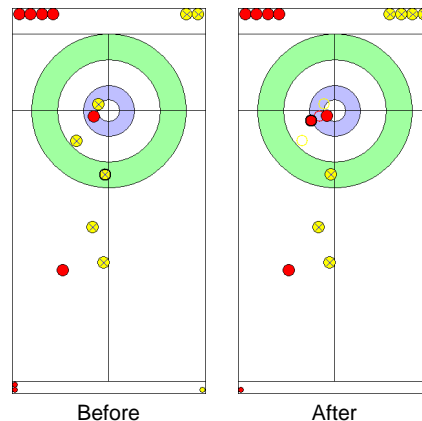
Time remaining: 0 minutes 56 seconds

Last Stone Draw: 15.8 cm

Time-out: end 6, DEN-8; end 10, DEN-8

### Most Important Shot:

British Skip MURDOCH D completed a Double Take-out through a narrow port to lie two stones and put pressure on Team Denmark.



End: 8  
Team: GBR  
Player: MURDOCH D  
Stone: Fourth, 1st stone  
Task: Double Take-out  
Handle: Out-turn  
Points: 100%

● : GBR  
● : DEN

### NOTES

Team position and functions are attached to each team member's name as follows:  
4 = Fourth, 3 = Third, 2 = Second, 1 = Lead, A = Alternate, S = Skip

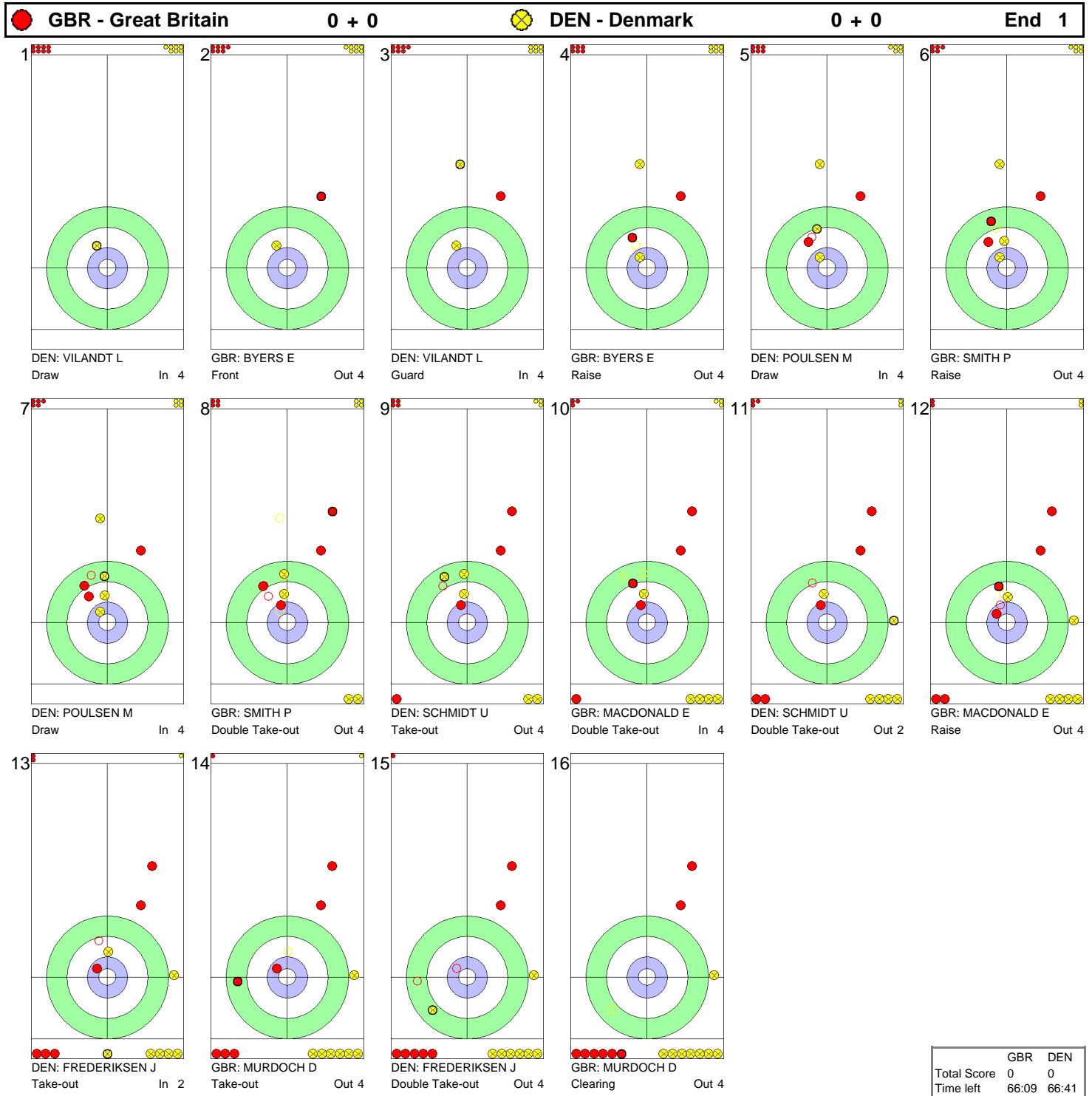
### LEGEND

LSFE (\*) Last stone first end



GAME - SHOT BY SHOT / DÉROULEMENT DE LA PARTIE

THU 18 FEB 2010 / JEU 18 FÉV 2010 START TIME / DÉBUT 19:00

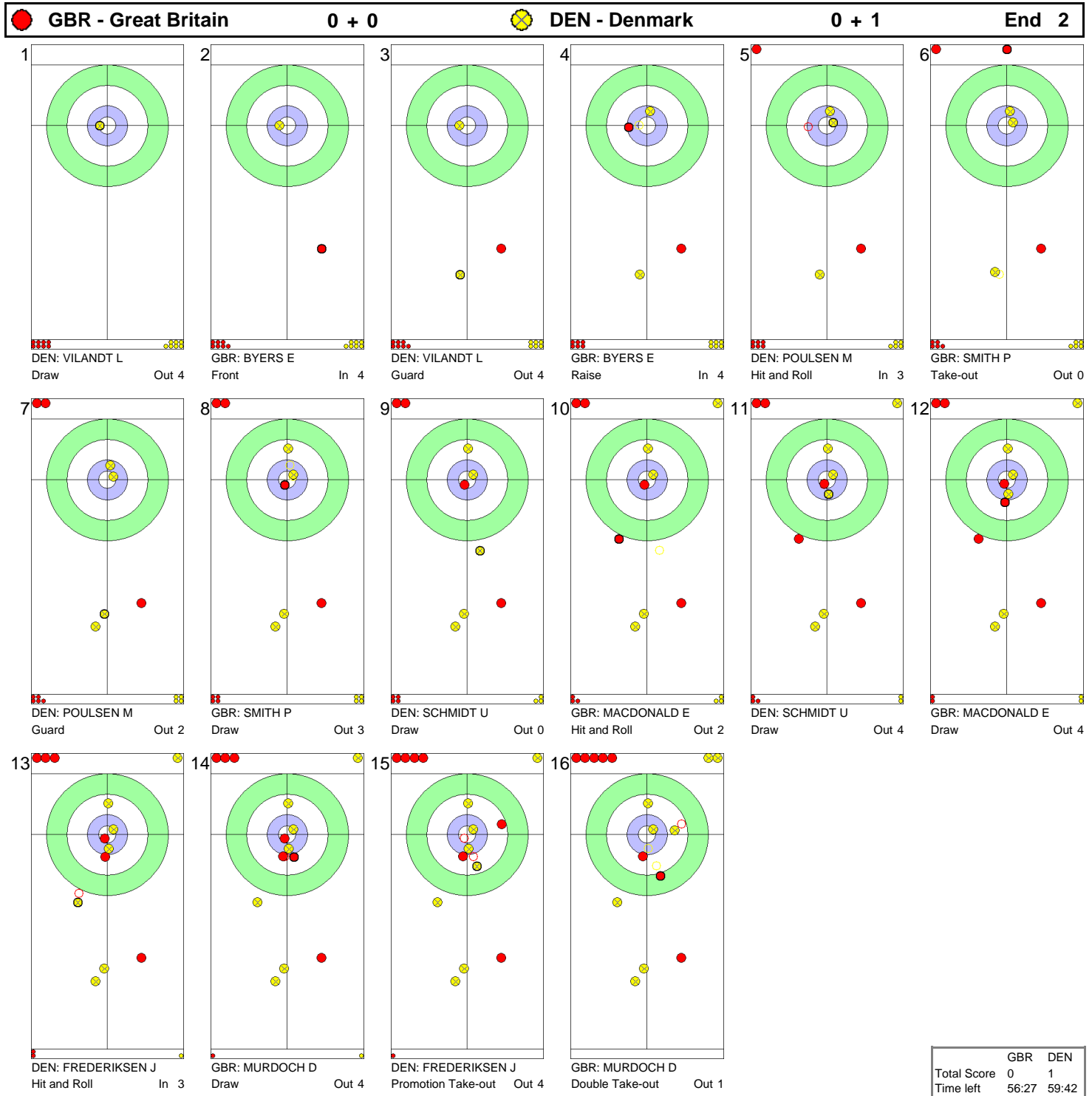


	GBR	DEN
Total Score	0	0
Time left	66:09	66:41



## GAME - SHOT BY SHOT / DÉROULEMENT DE LA PARTIE

THU 18 FEB 2010 / JEU 18 FÉV 2010 START TIME / DÉBUT 19:00



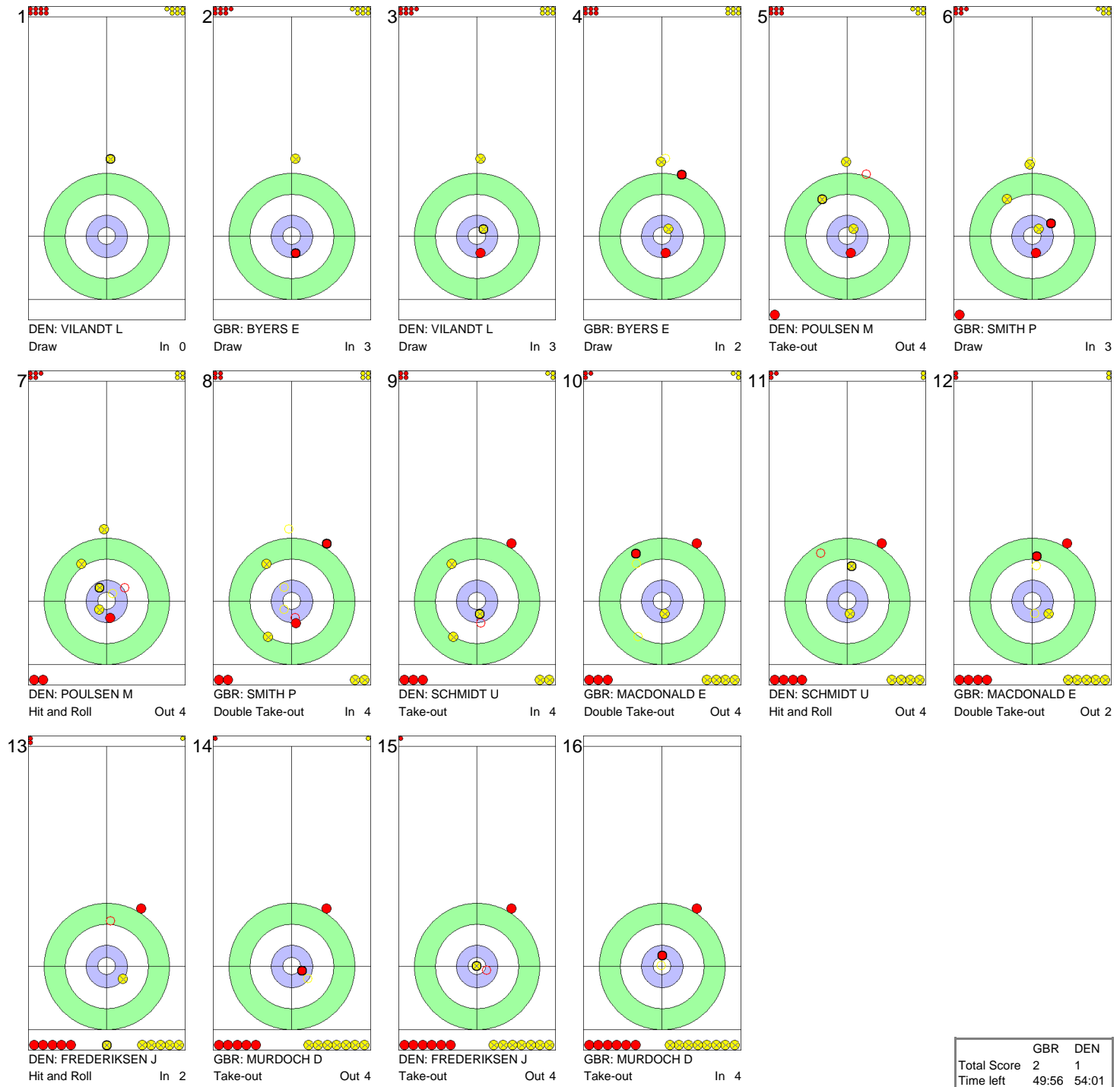
	GBR	DEN
Total Score	0	1
Time left	56:27	59:42



GAME - SHOT BY SHOT / DÉROULEMENT DE LA PARTIE

THU 18 FEB 2010 / JEU 18 FÉV 2010 START TIME / DÉBUT 19:00

**GBR - Great Britain** 0 + 2 **DEN - Denmark** 1 + 0 **End 3**



	GBR	DEN
Total Score	2	1
Time left	49:56	54:01



GAME - SHOT BY SHOT / DÉROULEMENT DE LA PARTIE

THU 18 FEB 2010 / JEU 18 FÉV 2010 START TIME / DÉBUT 19:00

**GBR - Great Britain** 2 + 0 **DEN - Denmark** 1 + 1 **End 4**

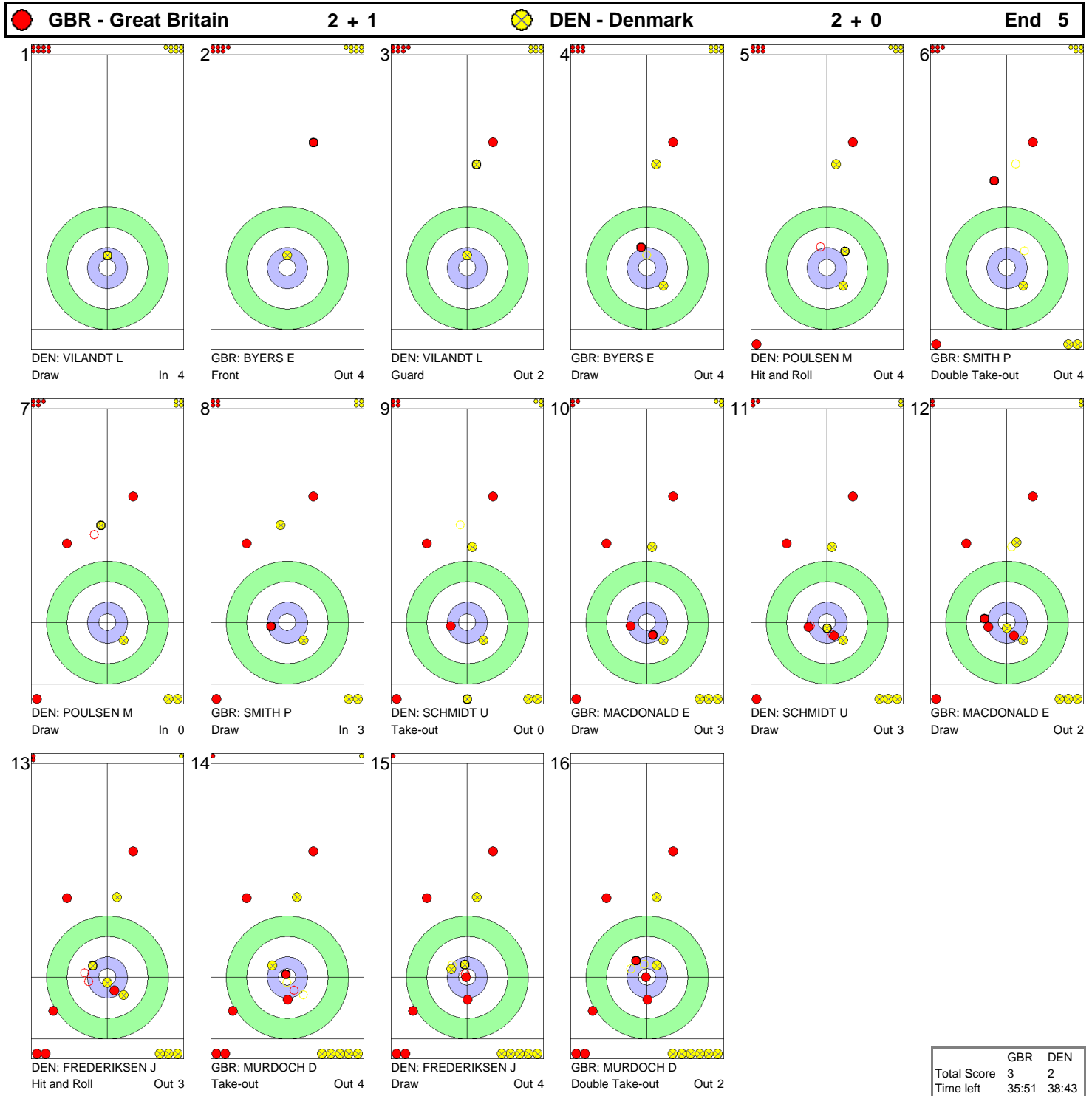


	GBR	DEN
Total Score	2	2
Time left	43:25	47:51



GAME - SHOT BY SHOT / DÉROULEMENT DE LA PARTIE

THU 18 FEB 2010 / JEU 18 FÉV 2010 START TIME / DÉBUT 19:00



	GBR	DEN
Total Score	3	2
Time left	35:51	38:43



## GAME - SHOT BY SHOT / DÉROULEMENT DE LA PARTIE

THU 18 FEB 2010 / JEU 18 FÉV 2010 START TIME / DÉBUT 19:00

**GBR - Great Britain** 3 + 0 **DEN - Denmark** 2 + 2 **End 6**



	GBR	DEN
Total Score	3	4
Time left	28:16	29:52



GAME - SHOT BY SHOT / DÉROULEMENT DE LA PARTIE

THU 18 FEB 2010 / JEU 18 FÉV 2010 START TIME / DÉBUT 19:00

**GBR - Great Britain 3 + 0**      **DEN - Denmark 4 + 0**      **End 7**



	GBR	DEN
Total Score	3	4
Time left	22:37	22:40





GAME - SHOT BY SHOT / DÉROULEMENT DE LA PARTIE

THU 18 FEB 2010 / JEU 18 FÉV 2010 START TIME / DÉBUT 19:00

**GBR - Great Britain** 3 + 3 **DEN - Denmark** 4 + 0 **End 8**



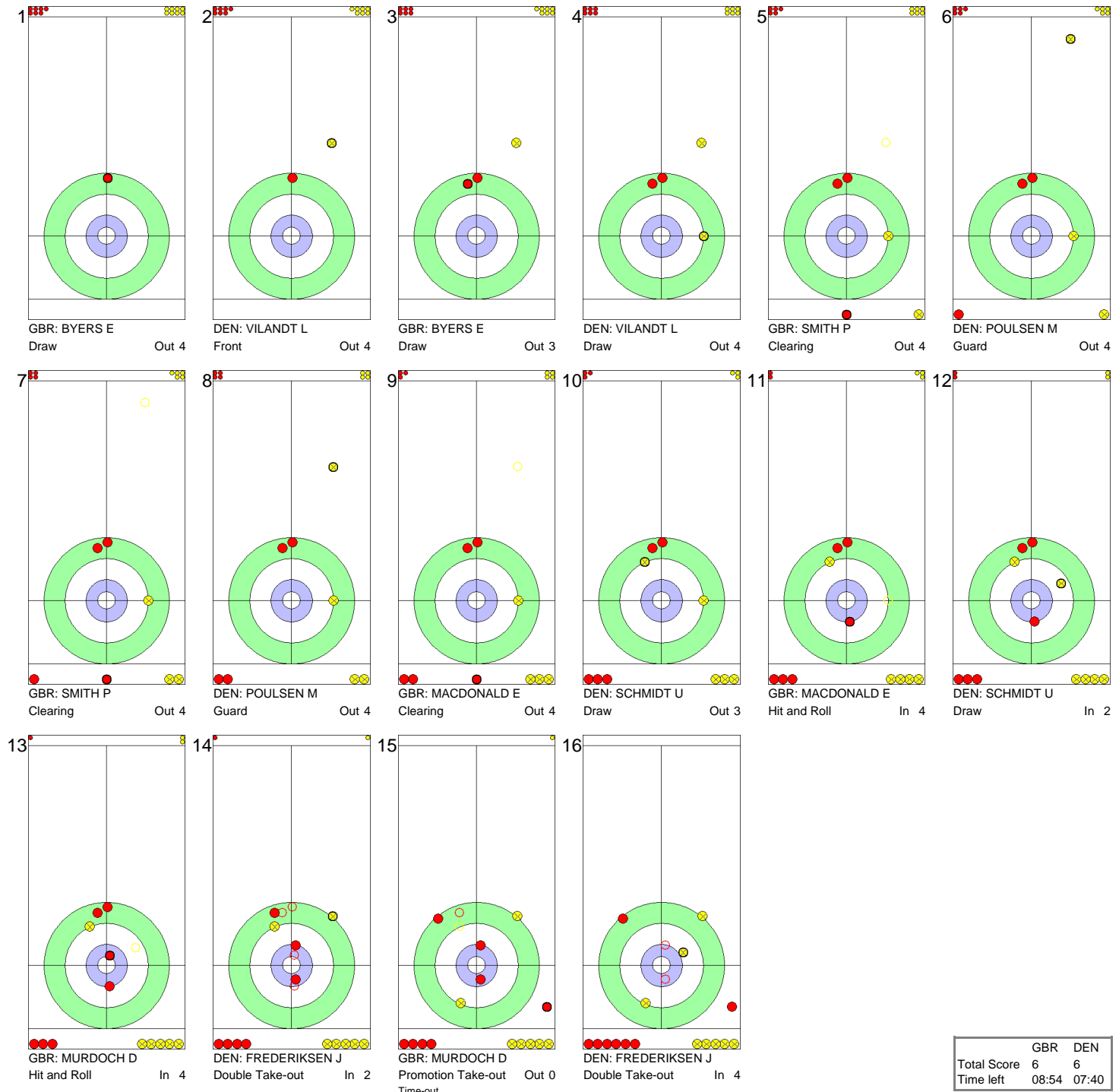
	GBR	DEN
Total Score	6	4
Time left	15:37	15:15



GAME - SHOT BY SHOT / DÉROULEMENT DE LA PARTIE

THU 18 FEB 2010 / JEU 18 FÉV 2010 START TIME / DÉBUT 19:00

**GBR - Great Britain** 6 + 0 **DEN - Denmark** 4 + 2 **End 9**



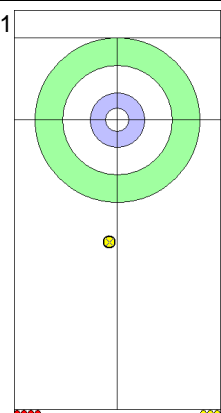
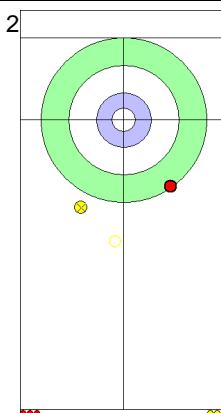
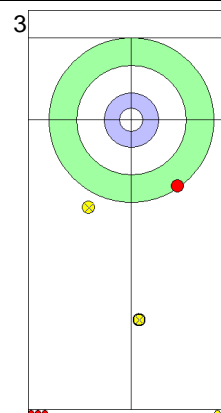
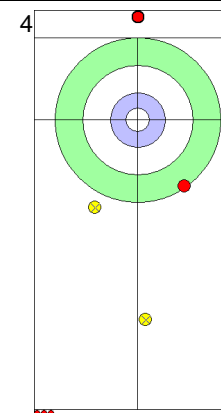
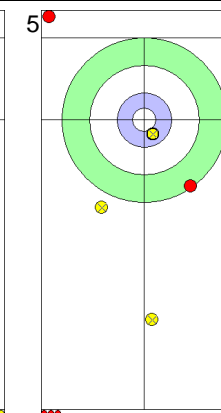
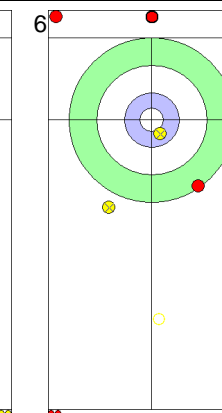
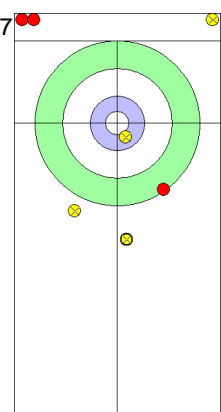
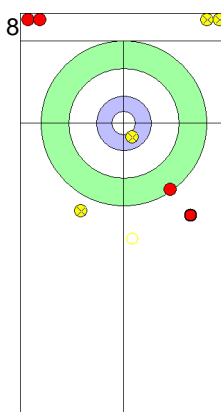
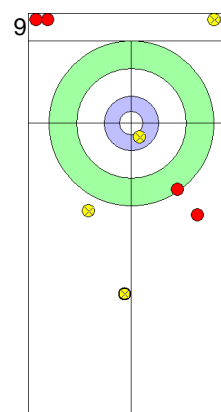
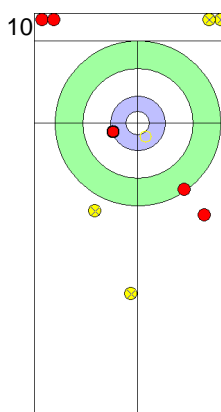
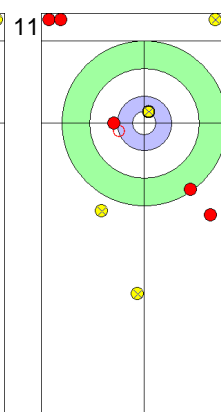
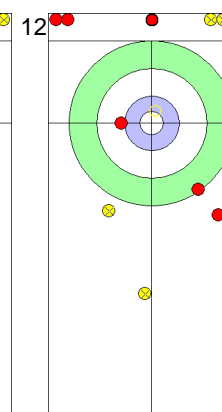
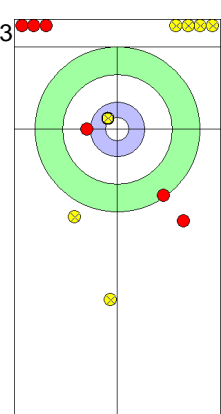
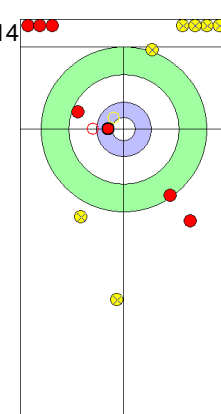
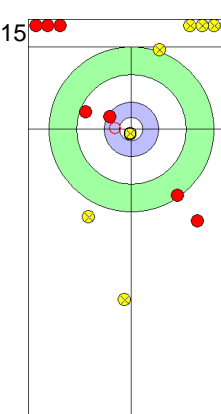
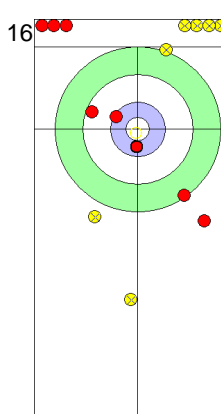
	GBR	DEN
Total Score	6	6
Time left	08:54	07:40



GAME - SHOT BY SHOT / DÉROULEMENT DE LA PARTIE

THU 18 FEB 2010 / JEU 18 FÉV 2010 START TIME / DÉBUT 19:00

**GBR - Great Britain** 6 + 3 **DEN - Denmark** 6 + 0 **End 10**

1	2	3	4	5	6
					
DEN: VILANDT L Front In 4	GBR: BYERS E Wick/Softpeeling In 4	DEN: VILANDT L Front In 4	GBR: BYERS E Wick/Softpeeling Out 0	DEN: POULSEN M Draw In 4	GBR: SMITH P Clearing Out 4
7	8	9	10	11	12
					
DEN: POULSEN M Guard In 4	GBR: SMITH P Clearing Out 3	DEN: SCHMIDT U Guard In 1	GBR: MACDONALD E Hit and Roll Out 3	DEN: SCHMIDT U Draw In 3	GBR: MACDONALD E Clearing Out 4
13	14	15	16		
					
DEN: FREDERIKSEN J Draw In 3	GBR: MURDOCH D Take-out Slow Take-Out In 4	DEN: FREDERIKSEN J Hit and Roll Time-out In 4	GBR: MURDOCH D Take-out Out 4		

**NOTES**  
Points:  
4 = 100%  
3 = 75%  
2 = 50%  
1 = 25%  
0 = 0%  
X = not considered  
  
Handle:  
In Clockwise  
Out Counter-clockwise

	GBR	DEN
Total Score	9	6
Time left	02:12	00:56



## GAME RESULTS / RÉSULTATS DE LA PARTIE

THU 18 FEB 2010 / JEU 18 FÉV 2010 START TIME / DÉBUT 19:00

Sheet	Round	Team	LSFE	1	2	3	4	5	6	7	8	9	10	Extra	Ends	Total
C	4	NOR - Norway	*	2	0	0	1	0	1	0	1	0	2			7
	4	SUI - Switzerland		0	0	1	0	1	0	1	0	1	0			4

NOR - Norway		Game	All
4 S	ULSRUD Thomas	84 %	82 %
3	NERGAARD Torger	64 %	73 %
2	SVAE Christoffer	88 %	85 %
1	PETERSSON Haavard Vad	81 %	87 %
A	LOEVOLD Thomas	- %	- %
Team Total		79 %	82 %

SUI - Switzerland		Game	All
4	STOECKLI Ralph	64 %	73 %
3	HAUSER Jan	84 %	81 %
2 S	EGGLER Markus	86 %	80 %
1	STRUEBIN Simon	84 %	81 %
A	MUELLER Toni	- %	- %
Team Total		79 %	79 %

Time remaining: 2 minutes 47 seconds

Last Stone Draw: 0.0 cm

Time-out: end 10, NOR-7

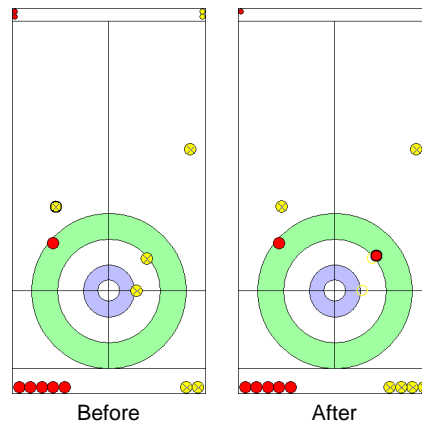
Time remaining: 0 minutes 0 seconds

Last Stone Draw: 177.3 cm

Time-out: end 6, SUI-8; end 8, SUI-7

### Most Important Shot:

Norwegian Skip ULSRUD T executed a Double Take-out to prevent Switzerland from scoring two and allowed Norway to take the lead into the final end with last stone.



End: 9  
Team: NOR  
Player: ULSRUD T  
Stone: Fourth, 1st stone  
Task: Double Take-out  
Handle: In-turn  
Points: 100%

● : NOR  
● : SUI

### NOTES

Team position and functions are attached to each team member's name as follows:  
4 = Fourth, 3 = Third, 2 = Second, 1 = Lead, A = Alternate, S = Skip

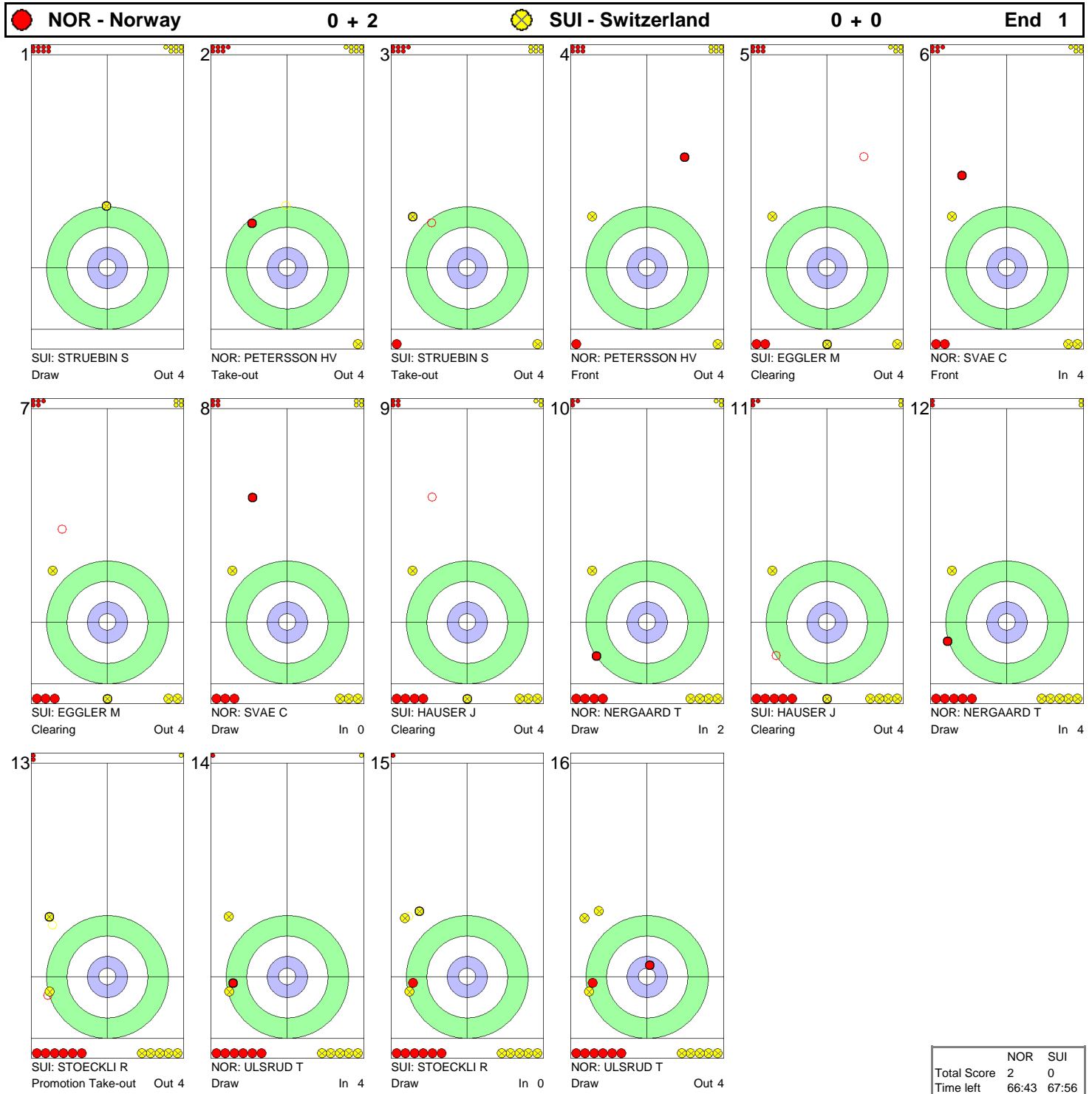
### LEGEND

LSFE (\*) Last stone first end



## GAME - SHOT BY SHOT / DÉROULEMENT DE LA PARTIE


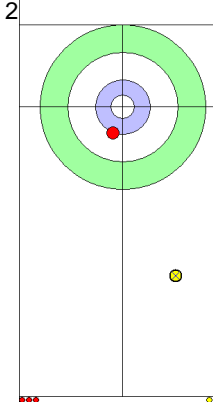
THU 18 FEB 2010 / JEU 18 FÉV 2010 START TIME / DÉBUT 19:00





GAME - SHOT BY SHOT / DÉROULEMENT DE LA PARTIE

THU 18 FEB 2010 / JEU 18 FÉV 2010 START TIME / DÉBUT 19:00

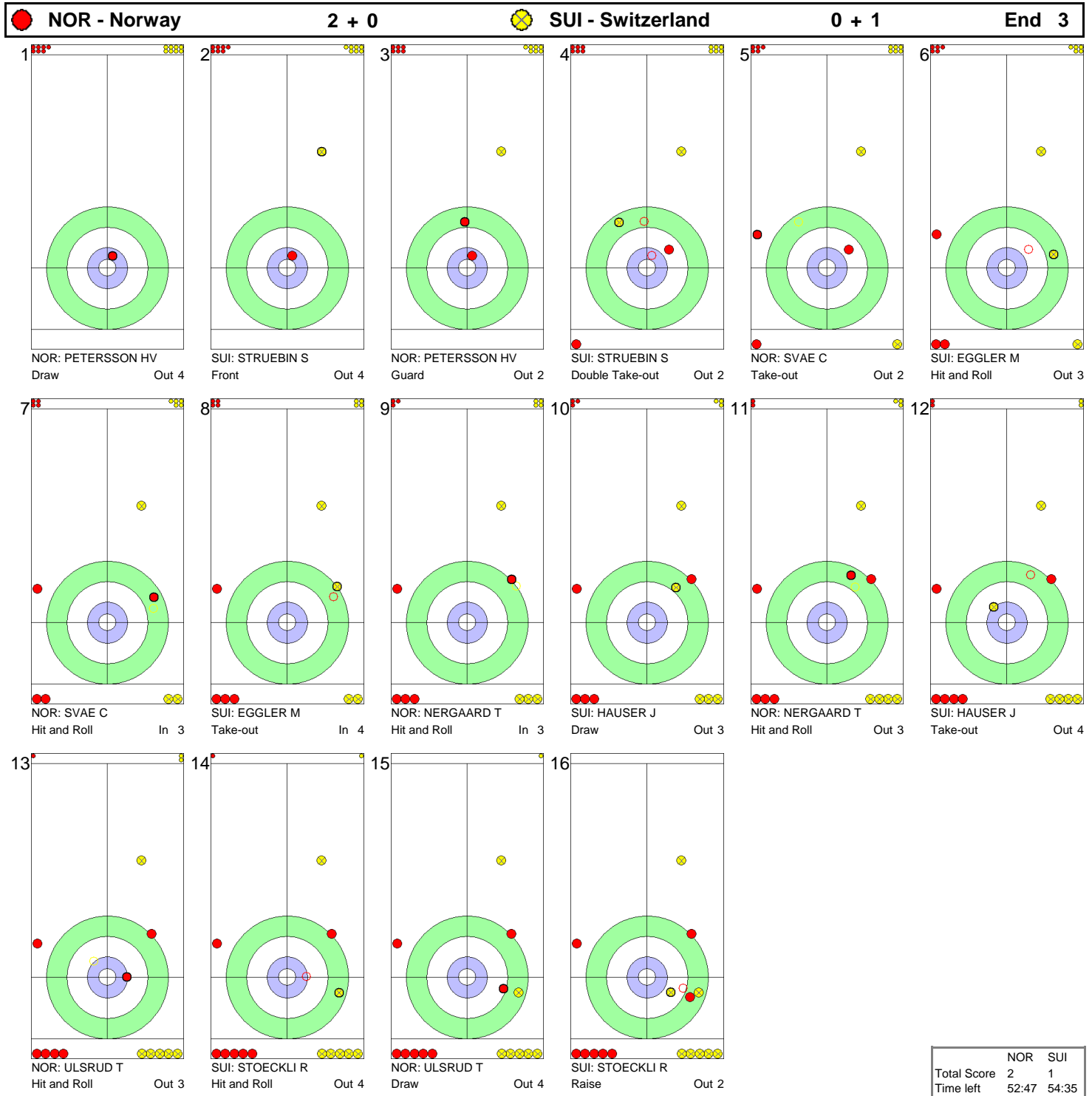
 <b>NOR - Norway</b>		<b>2 + 0</b>		 <b>SUI - Switzerland</b>		<b>0 + 0</b>		<b>End 2</b>			
1		2		3		4		5		6	
7		8		9		10		11		12	
13		14		15		16					

	NOR	SUI
Total Score	2	0
Time left	59:03	61:31



GAME - SHOT BY SHOT / DÉROULEMENT DE LA PARTIE

THU 18 FEB 2010 / JEU 18 FÉV 2010 START TIME / DÉBUT 19:00



	NOR	SUI
Total Score	2	1
Time left	52:47	54:35



GAME - SHOT BY SHOT / DÉROULEMENT DE LA PARTIE

THU 18 FEB 2010 / JEU 18 FÉV 2010 START TIME / DÉBUT 19:00

● NOR - Norway		2 + 1		● SUI - Switzerland		1 + 0		End 4	
1									
SUI: STRUEBIN S Front		Out 4		SUI: STRUEBIN S Draw		Out 4			
2									
NOR: PETERSSON HV Draw		Out 4		SUI: STRUEBIN S Draw		Out 4			
3									
SUI: STRUEBIN S Draw		Out 4		NOR: PETERSSON HV Take-out		Out 4			
4									
SUI: STRUEBIN S Draw		Out 4		SUI: STRUEBIN S Draw		Out 4			
5									
SUI: EGGLER M Hit and Roll		In 4		NOR: PETERSSON HV Take-out		Out 4			
6									
SUI: EGGLER M Hit and Roll		In 4		NOR: SVAE C Wick/Softpeeling		In 4			
7									
SUI: EGGLER M Hit and Roll		In 3		SUI: STRUEBIN S Draw		Out 4			
8									
NOR: SVAE C Hit and Roll		In 3		SUI: STRUEBIN S Draw		Out 4			
9									
SUI: HAUSER J Take-out		Out 4		NOR: PETERSSON HV Take-out		Out 4			
10									
NOR: NERGAARD T Hit and Roll		In 3		SUI: HAUSER J Take-out		Out 4			
11									
SUI: HAUSER J Take-out		Out 4		NOR: NERGAARD T Hit and Roll		In 3			
12									
NOR: NERGAARD T Hit and Roll		In 3		SUI: HAUSER J Take-out		Out 4			
13									
SUI: STOECKLI R Hit and Roll		Out 2		NOR: SVAE C Wick/Softpeeling		In 4			
14									
NOR: ULSRUD T Hit and Roll		Out 0		SUI: STOECKLI R Draw		In 3			
15									
SUI: STOECKLI R Draw		In 3		NOR: ULSRUD T Take-out		In 4			
16									
NOR: ULSRUD T Take-out		In 4		SUI: STOECKLI R Draw		In 3			

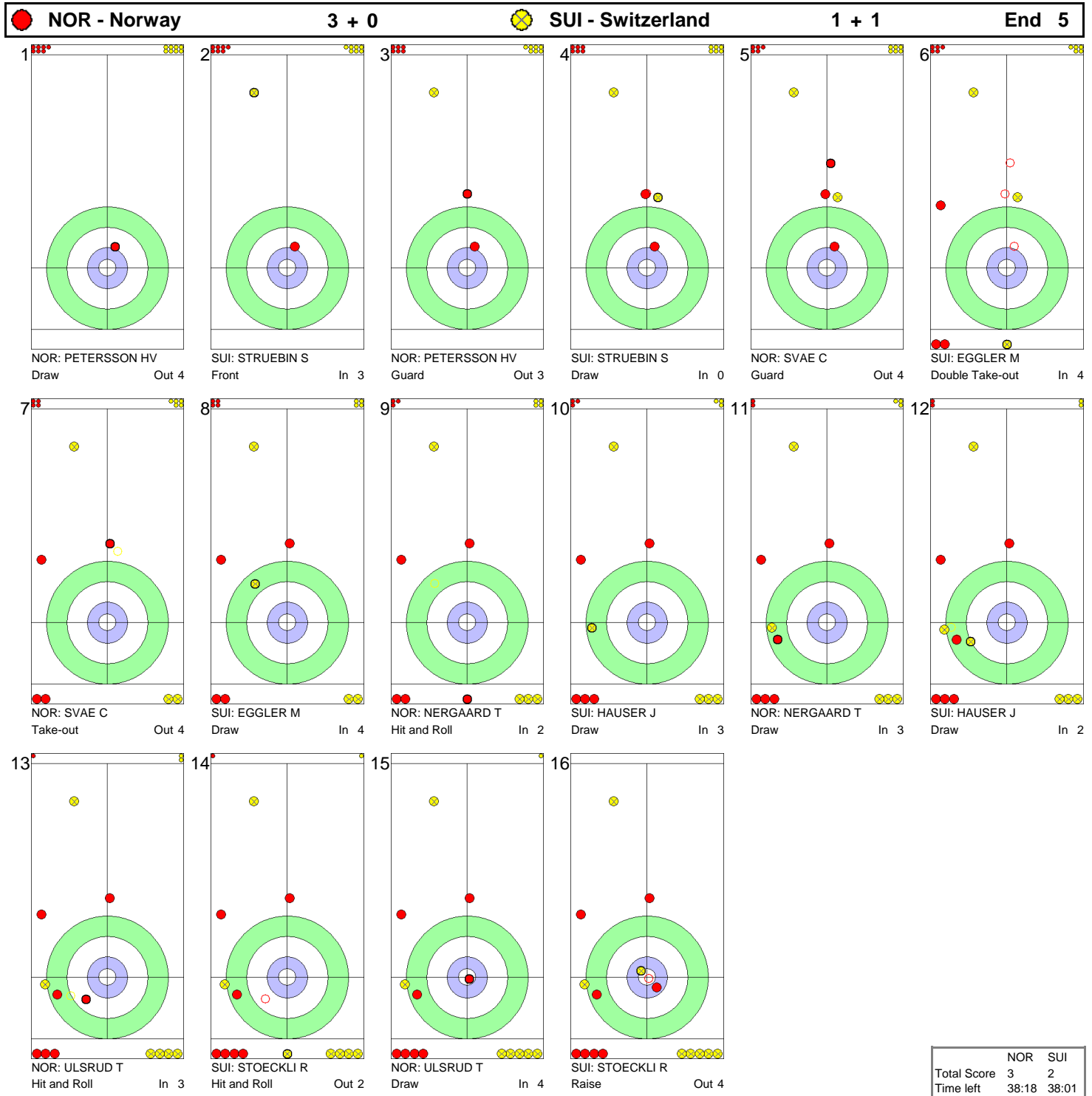
	NOR	SUI
Total Score	3	1
Time left	44:59	46:00





GAME - SHOT BY SHOT / DÉROULEMENT DE LA PARTIE

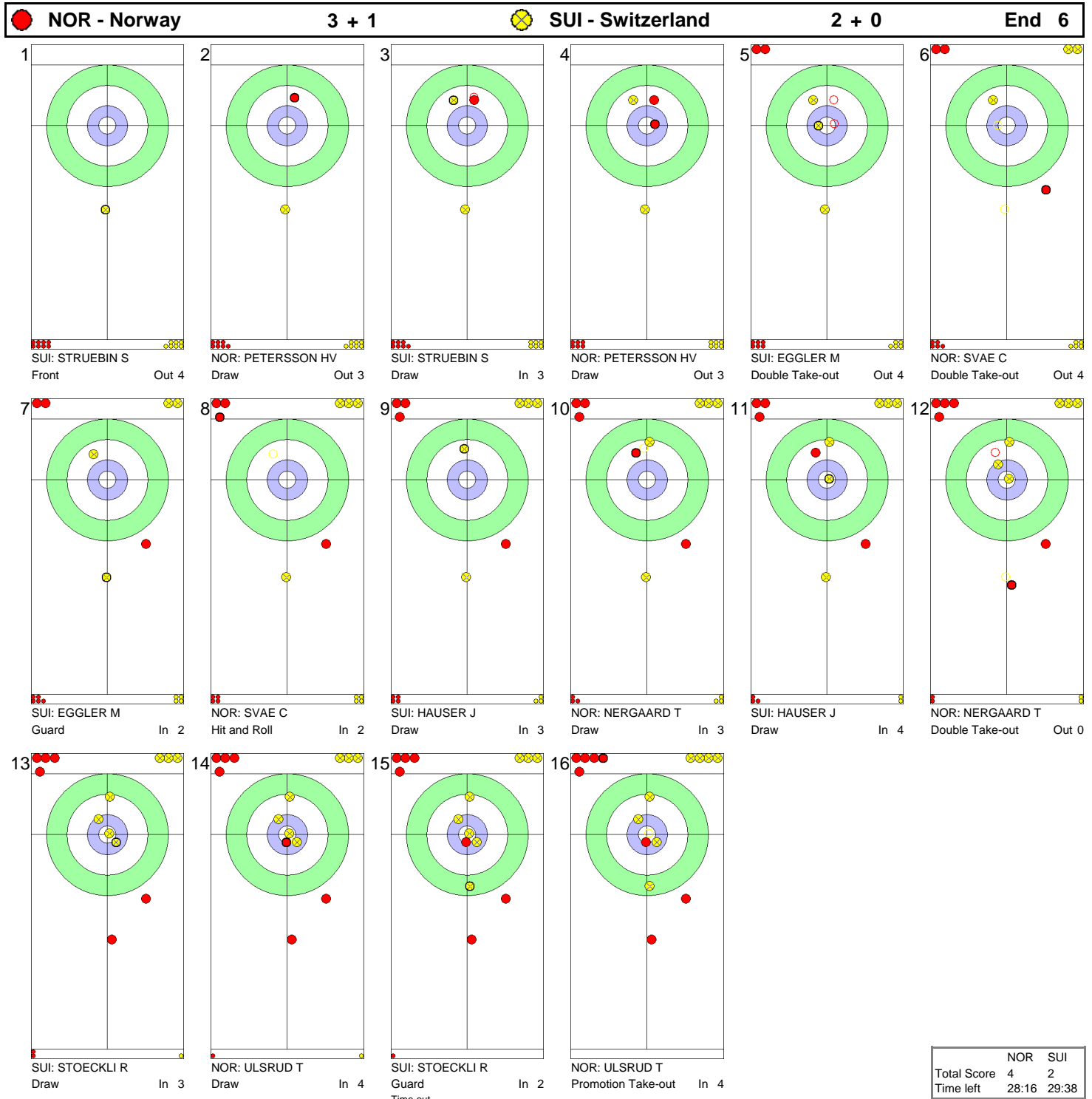
THU 18 FEB 2010 / JEU 18 FÉV 2010 START TIME / DÉBUT 19:00





GAME - SHOT BY SHOT / DÉROULEMENT DE LA PARTIE

THU 18 FEB 2010 / JEU 18 FÉV 2010 START TIME / DÉBUT 19:00

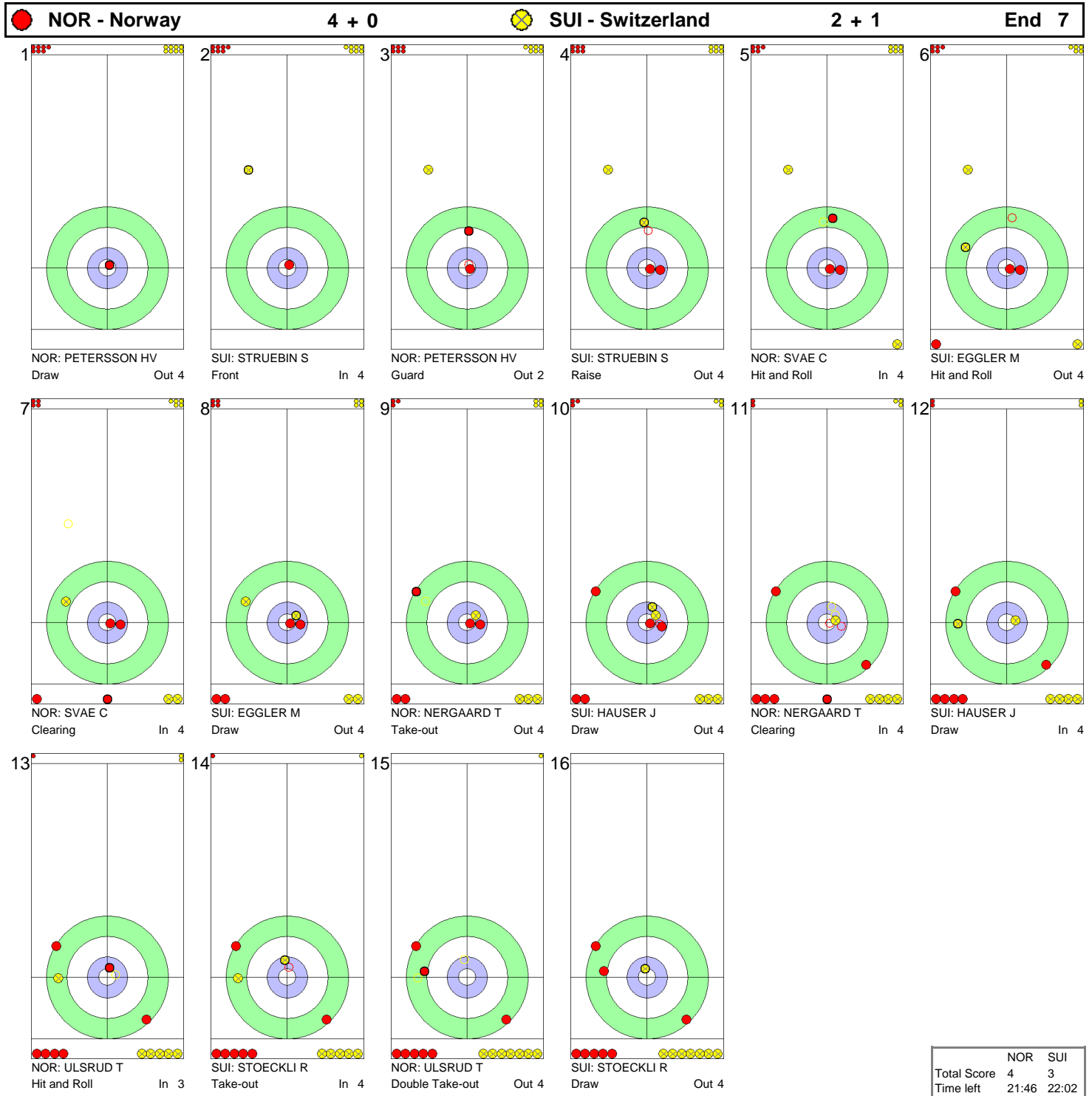


	NOR	SUI
Total Score	4	2
Time left	28:16	29:38



GAME - SHOT BY SHOT / DÉROULEMENT DE LA PARTIE

THU 18 FEB 2010 / JEU 18 FÉV 2010 START TIME / DÉBUT 19:00



	NOR	SUI
Total Score	4	3
Time left	21:46	22:02



GAME - SHOT BY SHOT / DÉROULEMENT DE LA PARTIE

THU 18 FEB 2010 / JEU 18 FÉV 2010 START TIME / DÉBUT 19:00



	NOR	SUI
Total Score	5	3
Time left	14:38	12:39



## GAME - SHOT BY SHOT / DÉROULEMENT DE LA PARTIE

THU 18 FEB 2010 / JEU 18 FÉV 2010 START TIME / DÉBUT 19:00



	NOR	SUI
Total Score	5	4
Time left	08:58	06:36



GAME - SHOT BY SHOT / DÉROULEMENT DE LA PARTIE

THU 18 FEB 2010 / JEU 18 FÉV 2010 START TIME / DÉBUT 19:00

● NOR - Norway		5 + 2		● SUI - Switzerland		4 + 0		End 10	
1		2		3		4		5	
7		8		9		10		11	
13		14		15		16			

**NOTES**

Points:  
4 = 100%  
3 = 75%  
2 = 50%  
1 = 25%  
0 = 0%  
X = not considered

Handle:  
In Clockwise  
Out Counter-clockwise

	NOR	SUI
Total Score	7	4
Time left	02:47	00:00



## GAME RESULTS / RÉSULTATS DE LA PARTIE

THU 18 FEB 2010 / JEU 18 FÉV 2010 START TIME / DÉBUT 19:00

Sheet	Round	Team	LSFE	1	2	3	4	5	6	7	8	9	10	Extra	Ends	Total
D	3	FRA - France		0	0	2	0	1	1	1	0	X	X			5
	4	CAN - Canada	*	1	3	0	5	0	0	0	3	X	X			12

FRA - France		Game	All
4 S	DUFOUR Thomas	73 %	74 %
3	ANGIBOUST Tony	73 %	76 %
2	DUCROZ Jan Henri	69 %	78 %
1	DUCROZ Richard	75 %	80 %
A	MATHIEU Raphael	- %	- %
Team Total		73 %	77 %

CAN - Canada		Game	All
4 S	MARTIN Kevin	70 %	82 %
3	MORRIS John	75 %	82 %
2	KENNEDY Marc	86 %	86 %
1	HEBERT Ben	100 %	84 %
A	ENRIGHT Adam	81 %	81 %
Team Total		80 %	83 %

Time remaining: 13 minutes 9 seconds

Last Stone Draw: 69.1 cm

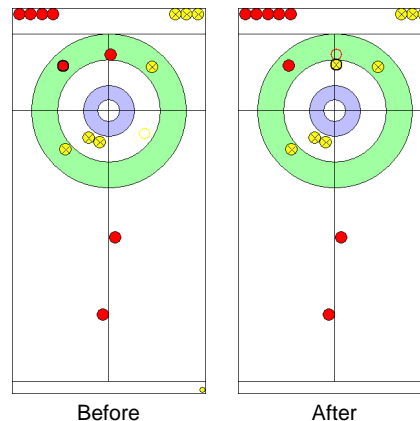
Time remaining: 25 minutes 2 seconds

Last Stone Draw: 0.0 cm

ENRIGHT A replaced HEBERT B at the beginning of end 5

### Most Important Shot:

After French Skip DUFOUR T misses at his attempt to place his stone in scoring position, Canadian Skip MARTIN K throws a perfect Draw to lay 5 and take a commanding lead.



End: 4  
Team: CAN  
Player: MARTIN K  
Stone: Fourth, 2nd stone  
Task: Draw  
Handle: Out-turn  
Points: 100%

● : FRA  
● : CAN

### NOTES

Team position and functions are attached to each team member's name as follows:  
4 = Fourth, 3 = Third, 2 = Second, 1 = Lead, A = Alternate, S = Skip

### LEGEND

LSFE (\*) Last stone first end

X Unplayed/unfinished end due to concession



GAME - SHOT BY SHOT / DÉROULEMENT DE LA PARTIE

THU 18 FEB 2010 / JEU 18 FÉV 2010 START TIME / DÉBUT 19:00

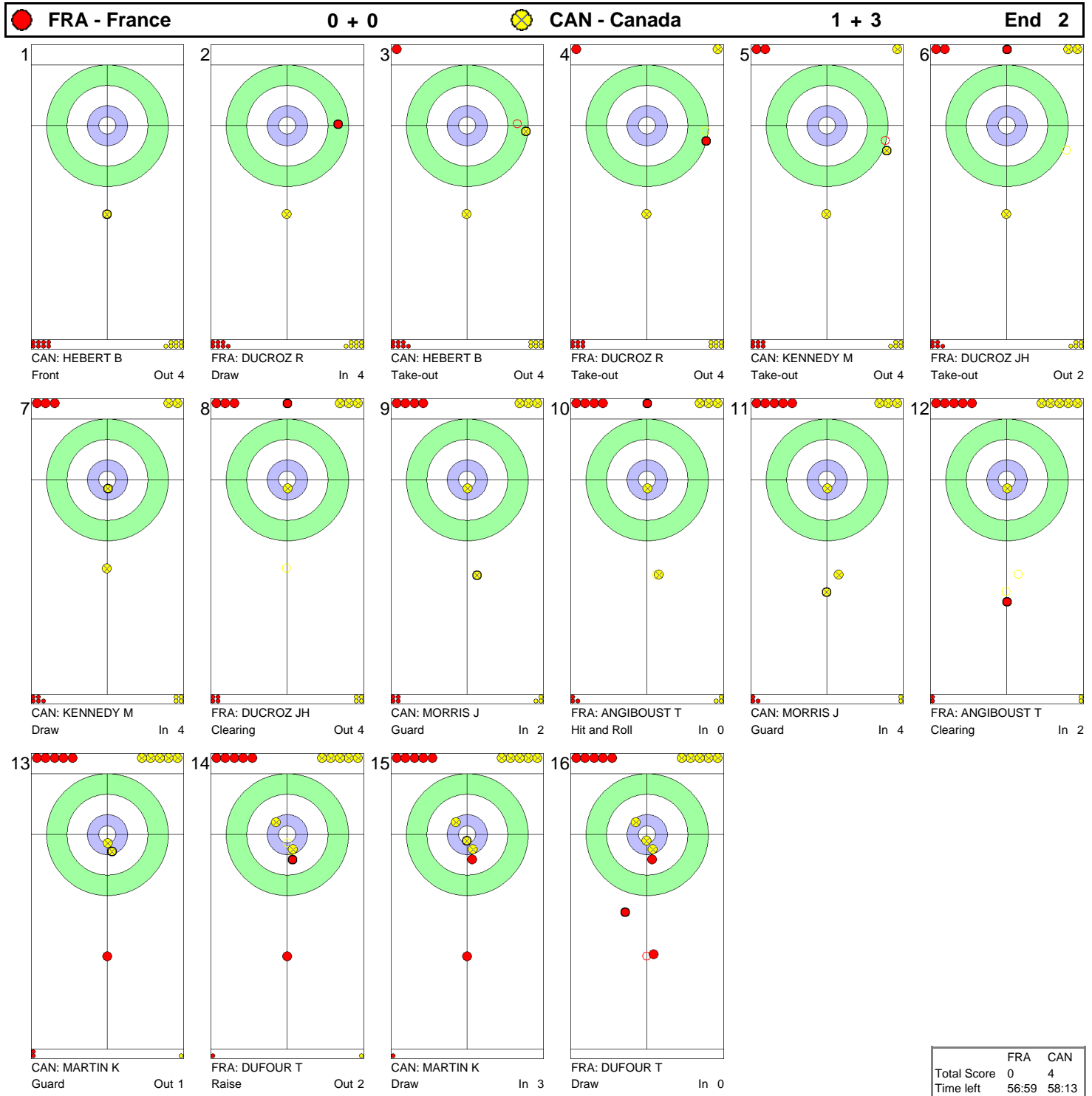






GAME - SHOT BY SHOT / DÉROULEMENT DE LA PARTIE

THU 18 FEB 2010 / JEU 18 FÉV 2010 START TIME / DÉBUT 19:00



	FRA	CAN
Total Score	0	4
Time left	56:59	58:13



GAME - SHOT BY SHOT / DÉROULEMENT DE LA PARTIE

THU 18 FEB 2010 / JEU 18 FÉV 2010 START TIME / DÉBUT 19:00

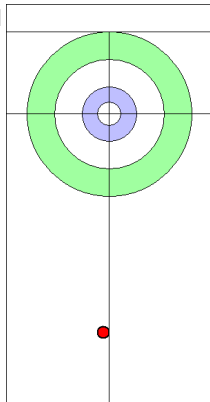
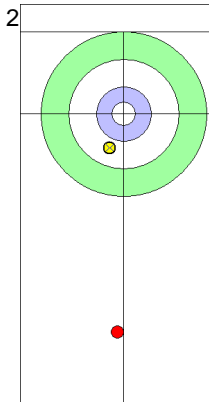
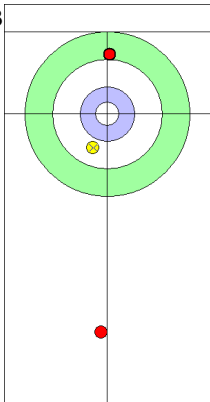
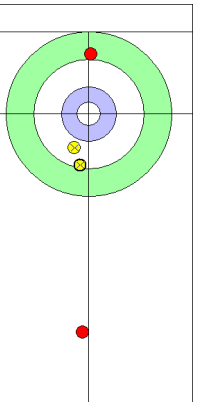
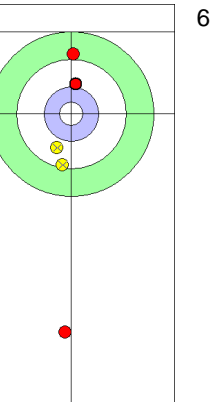
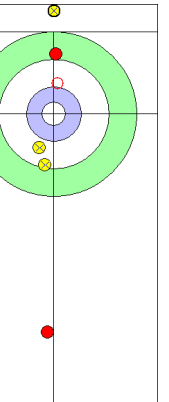
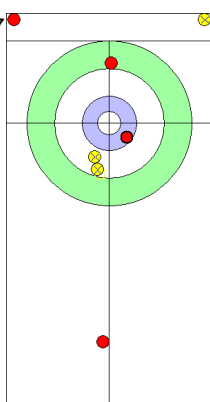
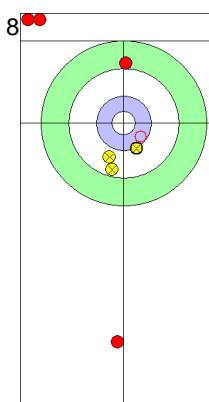
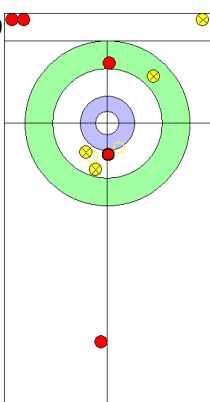
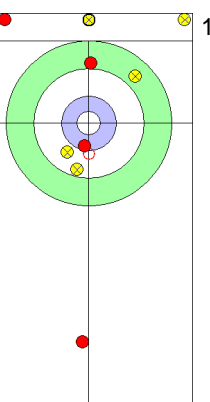
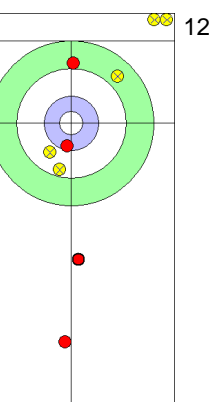
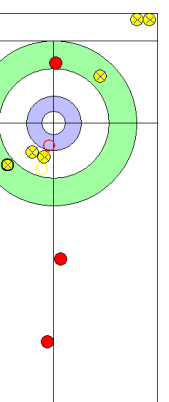
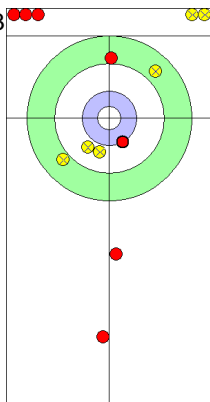
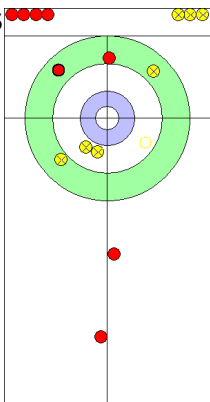
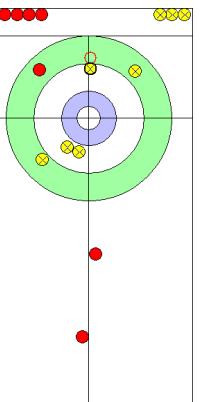
● FRA - France		0 + 2	● CAN - Canada	4 + 0	End 3
1					
	CAN: HEBERT B Draw				
2					
	FRA: DUCROZ R Front				
3					
	CAN: HEBERT B Draw				
4					
	FRA: DUCROZ R Draw				
5					
	CAN: KENNEDY M Double Take-out				
6					
	FRA: DUCROZ JH Draw				
7					
	CAN: KENNEDY M Double Take-out				
8					
	FRA: DUCROZ JH Draw				
9					
	CAN: MORRIS J Hit and Roll				
10					
	FRA: ANGIBOUST T Draw				
11					
	CAN: MORRIS J Raise				
12					
	FRA: ANGIBOUST T Hit and Roll				
13					
	CAN: MARTIN K Hit and Roll				
14					
	FRA: DUFOUR T Draw				
15					
	CAN: MARTIN K Double Take-out				
16					
	FRA: DUFOUR T Raise				

	FRA	CAN
Total Score	2	4
Time left	49:15	52:13



GAME - SHOT BY SHOT / DÉROULEMENT DE LA PARTIE

THU 18 FEB 2010 / JEU 18 FÉV 2010 START TIME / DÉBUT 19:00

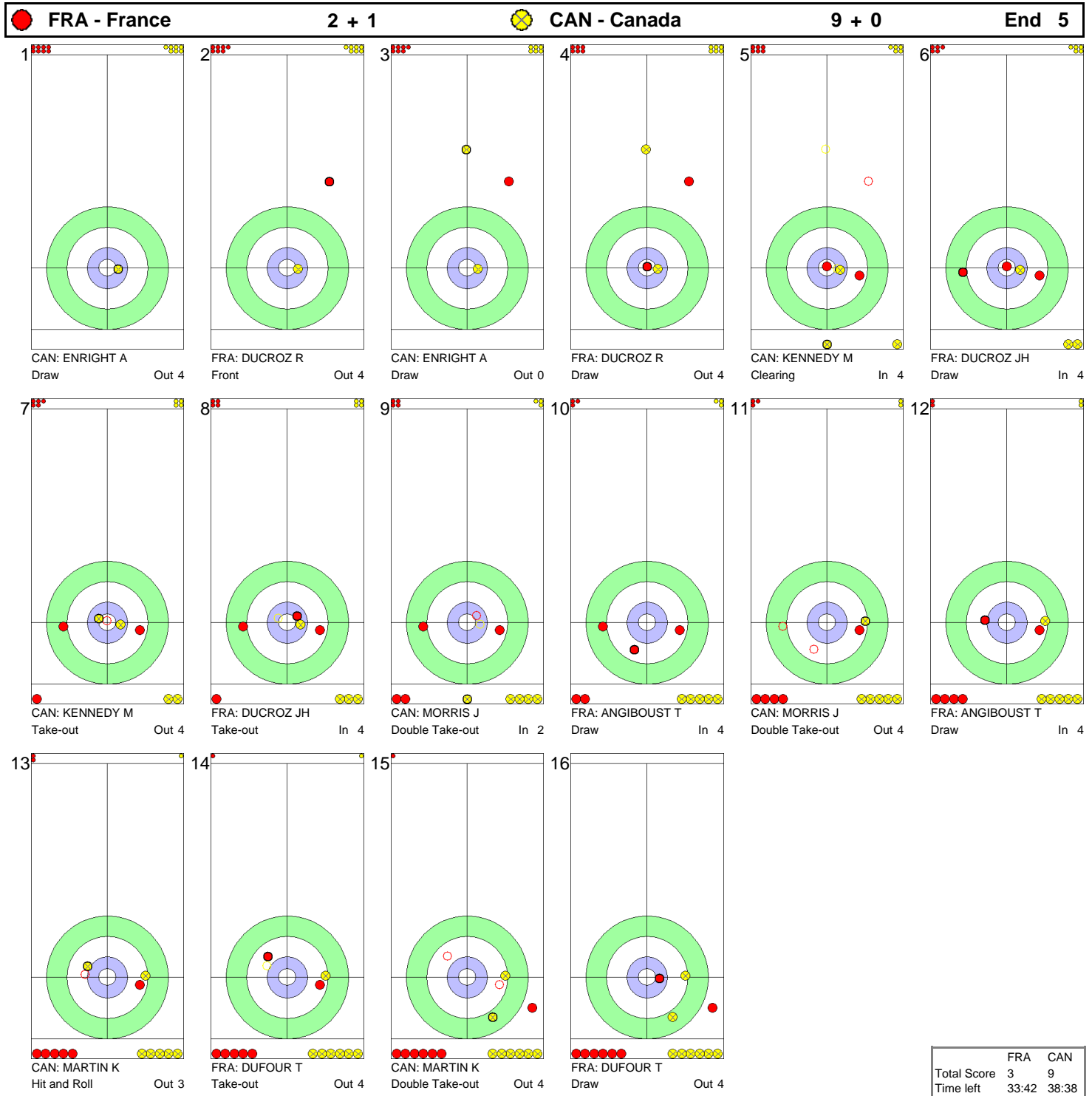
● FRA - France		2 + 0		● CAN - Canada		4 + 5		End 4	
1									
FRA: DUCROZ R Front		Out 3		CAN: HEBERT B Draw		Out 4			
2									
CAN: HEBERT B Draw		Out 4		FRA: DUCROZ R Draw		Out 3			
3									
FRA: DUCROZ R Draw		Out 3		CAN: HEBERT B Draw		Out 4			
4									
CAN: HEBERT B Draw		Out 4		FRA: DUCROZ JH Draw		Out 3			
5									
FRA: DUCROZ JH Draw		Out 3		CAN: KENNEDY M Take-out		Out 2			
6									
CAN: KENNEDY M Take-out		Out 2		FRA: DUCROZ JH Draw		Out 2			
7									
FRA: DUCROZ JH Draw		Out 2		CAN: KENNEDY M Hit and Roll		Out 3			
8									
CAN: KENNEDY M Hit and Roll		Out 3		FRA: ANGIBOUST T Hit and Roll		Out 2			
9									
FRA: ANGIBOUST T Hit and Roll		Out 2		CAN: MORRIS J Take-out		Out 0			
10									
CAN: MORRIS J Take-out		Out 0		FRA: ANGIBOUST T Guard		Out 4			
11									
FRA: ANGIBOUST T Guard		Out 4		CAN: MORRIS J Promotion Take-out		In 4			
12									
CAN: MORRIS J Promotion Take-out		In 4		FRA: DUFOUR T Draw		Out 2			
13									
FRA: DUFOUR T Draw		Out 2		CAN: MARTIN K Take-out		Out 4			
14									
CAN: MARTIN K Take-out		Out 4		FRA: DUFOUR T Hit and Roll		Out 2			
15									
FRA: DUFOUR T Hit and Roll		Out 2		CAN: MARTIN K Draw		Out 4			
16									
CAN: MARTIN K Draw		Out 4							

	FRA	CAN
Total Score	2	9
Time left	40:39	45:21



## GAME - SHOT BY SHOT / DÉROULEMENT DE LA PARTIE

THU 18 FEB 2010 / JEU 18 FÉV 2010 START TIME / DÉBUT 19:00

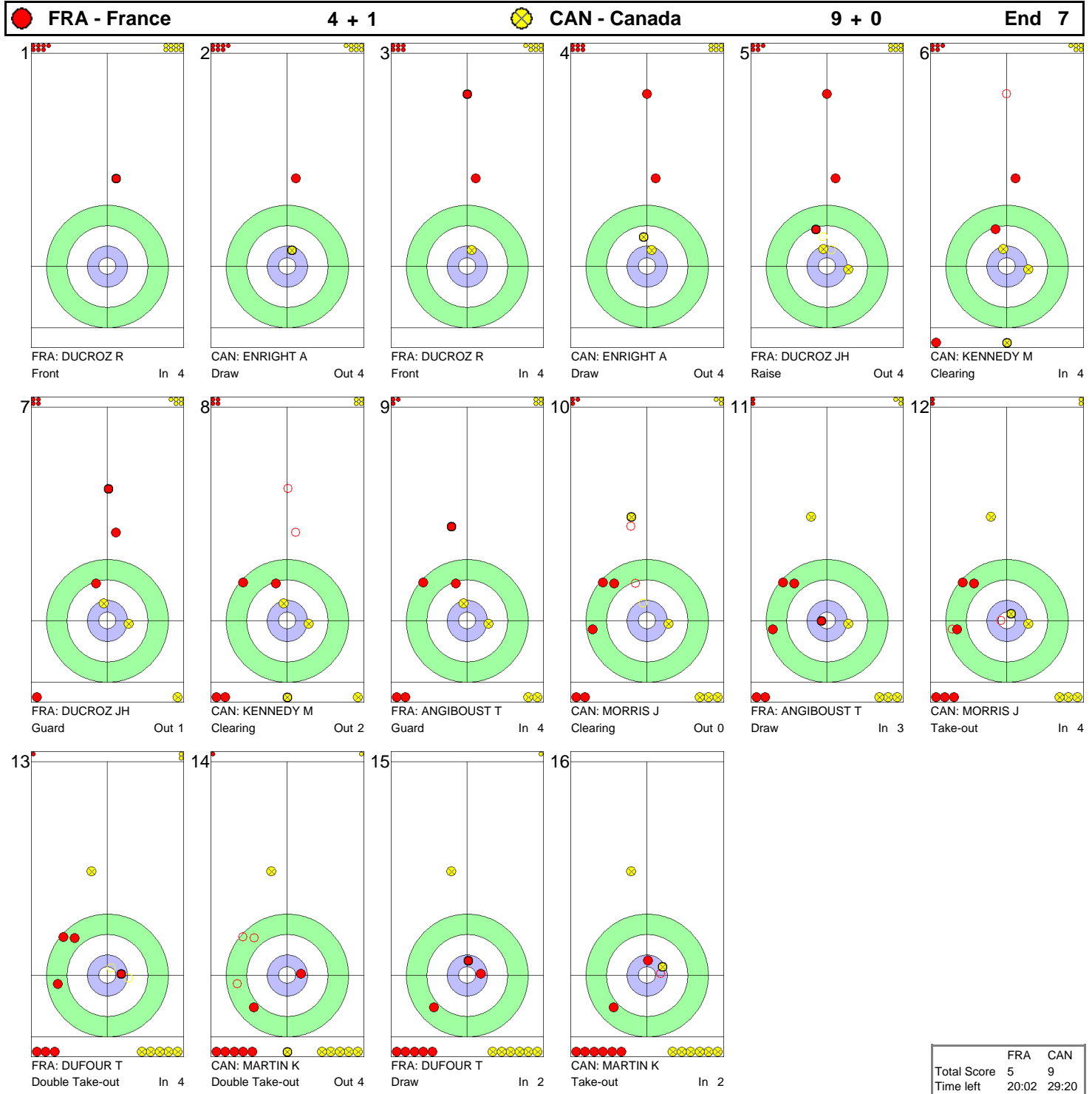






GAME - SHOT BY SHOT / DÉROULEMENT DE LA PARTIE

THU 18 FEB 2010 / JEU 18 FÉV 2010 START TIME / DÉBUT 19:00



	FRA	CAN
Total Score	5	9
Time left	20:02	29:20



GAME - SHOT BY SHOT / DÉROULEMENT DE LA PARTIE

THU 18 FEB 2010 / JEU 18 FÉV 2010 START TIME / DÉBUT 19:00

● FRA - France		5 + 0		● CAN - Canada		9 + 3		End 8			
1		2		3		4		5		6	
7		8		9		10		11		12	
13		14		15		16					

**NOTES**  
Points:  
4 = 100%  
3 = 75%  
2 = 50%  
1 = 25%  
0 = 0%  
X = not considered  
  
Handle:  
In Clockwise  
Out Counter-clockwise

	FRA	CAN
Total Score	5	12
Time left	13:09	25:02



## SESSION RESULTS AND STANDINGS RÉSULTATS DE LA SESSION ET CLASSEMENT

THU 18 FEB 2010 / JEU 18 FÉV 2010 START TIME / DÉBUT 9:00

Sheet	Round	Team	LSFE	1	2	3	4	5	6	7	8	9	10	Extra	Ends	Total
A	3	DEN - Denmark	*	0	2	0	1	0	0	1	1	0	1	1		7
	4	USA - United States of America		1	0	2	0	0	2	0	0	1	0	0		6
B	4	GER - Germany	*	0	1	0	1	0	1	0	0	1	0			4
	3	NOR - Norway		1	0	2	0	2	0	1	0	0	1			7
C	3	CAN - Canada	*	2	0	0	0	3	1	0	0	1	X			7
	3	SWE - Sweden		0	0	0	1	0	0	1	1	0	X			3
D	3	GBR - Great Britain		1	0	0	2	0	0	0	0	0	0			3
	3	SUI - Switzerland	*	0	0	2	0	0	0	0	1	0	1			4

### Standings After Round Robin Session 4

Rank	Team	Games	Wins	Losses
1	CAN - Canada	3	3	0
1	SUI - Switzerland	3	3	0
3	NOR - Norway	3	2	1
3	SWE - Sweden	3	2	1
5	CHN - People's Republic of China	2	1	1
5	FRA - France	2	1	1
7	DEN - Denmark	3	1	2
7	GBR - Great Britain	3	1	2
9	GER - Germany	4	1	3
10	USA - United States of America	4	0	4

#### LEGEND

LSFE (\*) Last stone first end

X Unplayed/unfinished end due to concession





## SESSION REVIEW / SYNTHÈSE DE LA SESSION

THU 18 FEB 2010 / JEU 18 FÉV 2010 START TIME / DÉBUT 9:00

### Men: Session 4: DEN 7-6 USA, NOR 7-4 GER, CAN 7-3 SWE, SUI 4-3 GBR

VANCOUVER, Feb 18 - Canada and Switzerland remain undefeated after Session 4 victories in the Men's Olympic Curling tournament at the Vancouver Olympic Centre on Thursday.

Canada beat Sweden 7-3 on Sheet C, but the match was not uneven.

Canada led 2-1 going into the fifth, when Swedish third Sebastian KRAUPP (SWE) wrecked on a guard on a takeout attempt with his second stone, ultimately leading to a Kevin MARTIN (CAN) free draw for three and a 5-1 Canada lead.

Canada stole one in the sixth when Swedish skip Niklas EDIN (SWE) could not pull off a difficult double takeout. A MARTIN (CAN) double takeout in the seventh forced Sweden to accept one. After seven the score was 6-2 in favour of Canada.

Sweden stole one in the eighth when EDIN, on a takeout, hid his shooter under cover, making the score 6-3. But Canada's single in the ninth earned a Swedish concession.

After the loss the Swedes stand at 2-1. Canada moved to 3-0.

Switzerland's 4-3 defeat of Great Britain on Sheet D was the best game of the session.

Neither fourth, Switzerland's Ralph STOECKLI (SUI) nor Great Britain skip David MURDOCH (GBR), was on top of his game. STOECKLI handed Great Britain their only deuce of the game in the fourth when he was light with his last stone draw, and failed to maximize opportunities in the third and eighth ends, turning three potential points into two and then two into one.

It was tied at 3-3 going into the final frame, with Great Britain holding the hammer. STOECKLI came up with a fine throw with his final stone, all but burying it on the button under cover. MURDOCH was light with his attempt to raise a British stone closer to the pin, giving the Swiss the steal and the win.

Switzerland is now 3-0 and world champion Great Britain 1-2.

On Sheet B, Norway earned its second straight win after its opening loss, defeating Germany 7-4.

Norway controlled the match throughout, never allowing Germany more than a single. They took a 5-2 lead into the break. Thereafter, they played their typically solid, conservative game, golf pants notwithstanding. German skip Andy KAPP (GER), also subpar this session, could not bring his rink back into the match.

With the loss Germany fell to 1-3.

Sheet A featured a hard-fought contest between two winless teams, the United States and Denmark. The Danes emerged with a 7-6 win after an extra end.

The United States took a 5-4 lead in the eighth but Denmark got a steal to even the match when USA skip John SHUSTER (USA) missed a last-rock takeout attempt.

His rink got the point back in the ninth to retake the lead. In the 10th, stressing defense, they littered guards above the house, but Denmark managed one to tie the game at 6-6.

The United States had the hammer in the tenth, but SHUSTER misplayed his last rock takeout attempt giving the Danes a steal and the win.

Denmark improved to 1-2. The United States is now 0-4.



## GAME RESULTS / RÉSULTATS DE LA PARTIE

THU 18 FEB 2010 / JEU 18 FÉV 2010 START TIME / DÉBUT 9:00

Sheet	Round	Team	LSFE	1	2	3	4	5	6	7	8	9	10	Extra	Ends	Total
A	3	DEN - Denmark	*	0	2	0	1	0	0	1	1	0	1	1		7
	4	USA - United States of America		1	0	2	0	0	2	0	0	1	0	0		6

DEN - Denmark		Game	All
4	FREDERIKSEN Johnny	70 %	64 %
3 S	SCHMIDT Ulrik	65 %	70 %
2	JENSEN Bo	70 %	81 %
1	VILANDT Lars	63 %	81 %
A	POULSEN Mikkel	- %	- %
Team Total		67 %	74 %

USA - United States of America		Game	All
4 S	SHUSTER John	69 %	70 %
3	SMITH Jason	74 %	76 %
2	ISAACSON Jeff	81 %	74 %
1	BENTON John	82 %	82 %
A	PLYS Chris	- %	- %
Team Total		76 %	76 %

Time remaining: 0 minutes 50 seconds  
2 minutes 47 seconds (after extra end)

Last Stone Draw: 0.0 cm

Time-out: end 8, DEN-4; end 9, DEN-6; end 11, DEN-6

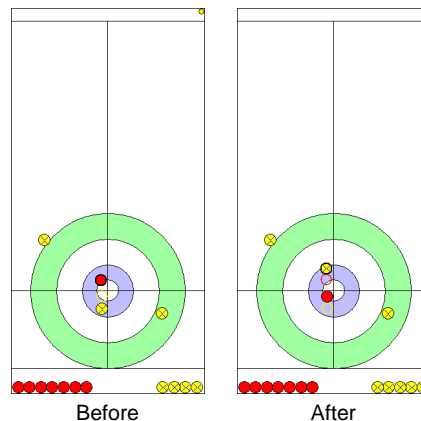
Time remaining: 3 minutes 7 seconds  
4 minutes 55 seconds (after extra end)

Last Stone Draw: 59.9 cm

Time-out: end 8, USA-6

### Most Important Shot:

The Danish Fourth FREDERIKSEN J made a perfect Tap Back of the U.S. stone that was on the button and caused the U.S. Skip SHUSTER J to play a Clearing that jammed and left the Danish stone as shot stone



End: 11  
Team: USA  
Player: SHUSTER J  
Stone: Fourth, 2nd stone  
Task: Clearing  
Handle: Out-turn  
Points: 0%

● : DEN  
● : USA

### NOTES

Team position and functions are attached to each team member's name as follows:  
4 = Fourth, 3 = Third, 2 = Second, 1 = Lead, A = Alternate, S = Skip

### LEGEND

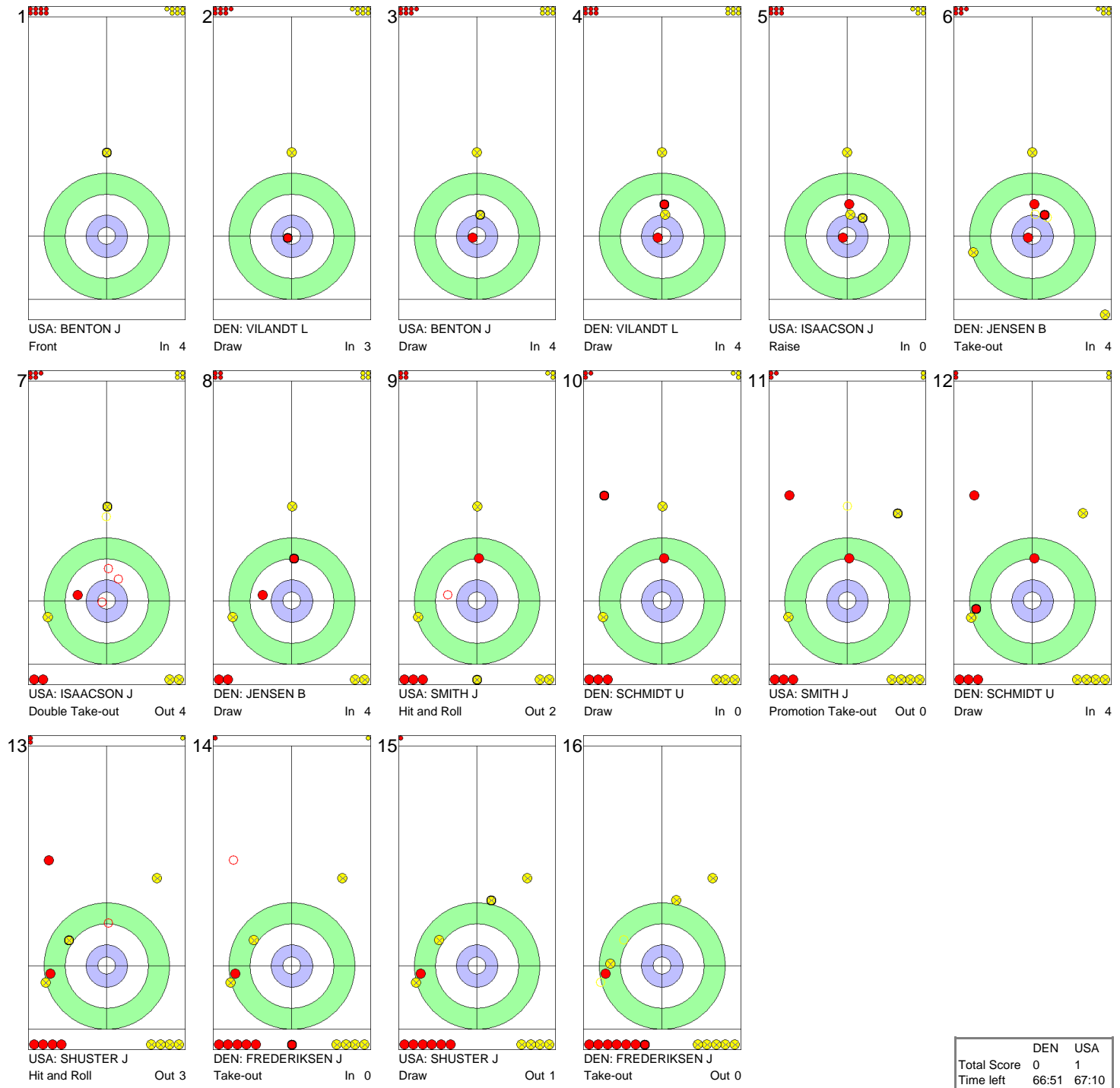
LSFE (\*) Last stone first end



GAME - SHOT BY SHOT / DÉROULEMENT DE LA PARTIE

THU 18 FEB 2010 / JEU 18 FÉV 2010 START TIME / DÉBUT 9:00

**DEN - Denmark** 0 + 0 **USA - United States** 0 + 1 **End 1**



	DEN	USA
Total Score	0	1
Time left	66:51	67:10



GAME - SHOT BY SHOT / DÉROULEMENT DE LA PARTIE

THU 18 FEB 2010 / JEU 18 FÉV 2010 START TIME / DÉBUT 9:00

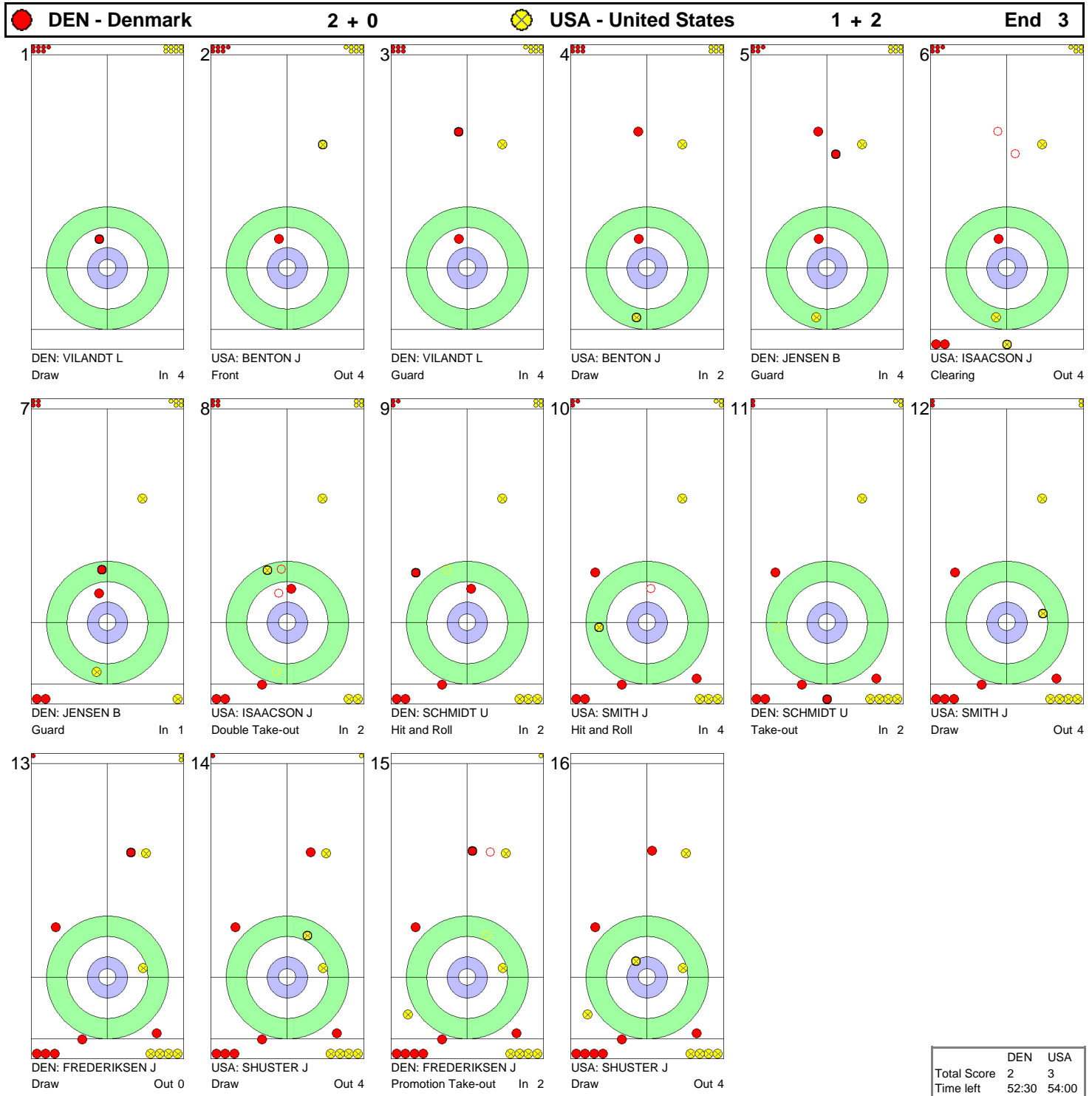
● DEN - Denmark		0 + 2		● USA - United States		1 + 0		End 2	
1		2		3		4		5	
6		7		8		9		10	
11		12		13		14		15	
16									

	DEN	USA
Total Score	2	1
Time left	59:59	60:46



GAME - SHOT BY SHOT / DÉROULEMENT DE LA PARTIE

THU 18 FEB 2010 / JEU 18 FÉV 2010 START TIME / DÉBUT 9:00



	DEN	USA
Total Score	2	3
Time left	52:30	54:00



GAME - SHOT BY SHOT / DÉROULEMENT DE LA PARTIE

THU 18 FEB 2010 / JEU 18 FÉV 2010 START TIME / DÉBUT 9:00



● DEN - Denmark		2 + 1		● USA - United States		3 + 0		End 4															
1		USA: BENTON J Draw	In 4	2		DEN: VILANDT L Front	Out 3	3		USA: BENTON J Guard	Out 0	4		DEN: VILANDT L Hit and Roll	In 3	5		USA: ISAACSON J Take-out	In 2	6		DEN: JENSEN B Draw	Out 3
7		USA: ISAACSON J Take-out	Out 4	8		DEN: JENSEN B Draw	Out 4	9		USA: SMITH J Draw	Out 2	10		DEN: SCHMIDT U Draw	In 3	11		USA: SMITH J Take-out	Out 4	12		DEN: SCHMIDT U Hit and Roll	Out 3
13		USA: SHUSTER J Hit and Roll	Out 3	14		DEN: FREDERIKSEN J Hit and Roll	Out 3	15		USA: SHUSTER J Double Take-out	Out 2	16		DEN: FREDERIKSEN J Draw	Out 4								

	DEN	USA
Total Score	3	3
Time left	44:41	47:05



GAME - SHOT BY SHOT / DÉROULEMENT DE LA PARTIE

THU 18 FEB 2010 / JEU 18 FÉV 2010 START TIME / DÉBUT 9:00

 DEN - Denmark		3 + 0	 USA - United States		3 + 0	End 5
1						
2						
3						
4						
5						
6						
7						
8						
9						
10						
11						
12						
13						
14						
15						
16						

	DEN	USA
Total Score	3	3
Time left	38:48	41:59



GAME - SHOT BY SHOT / DÉROULEMENT DE LA PARTIE

THU 18 FEB 2010 / JEU 18 FÉV 2010 START TIME / DÉBUT 9:00

● DEN - Denmark		3 + 0		● USA - United States		3 + 2		End 6			
1		2		3		4		5		6	
7		8		9		10		11		12	
13		14		15		16					

	DEN	USA
Total Score	3	5
Time left	32:51	35:38

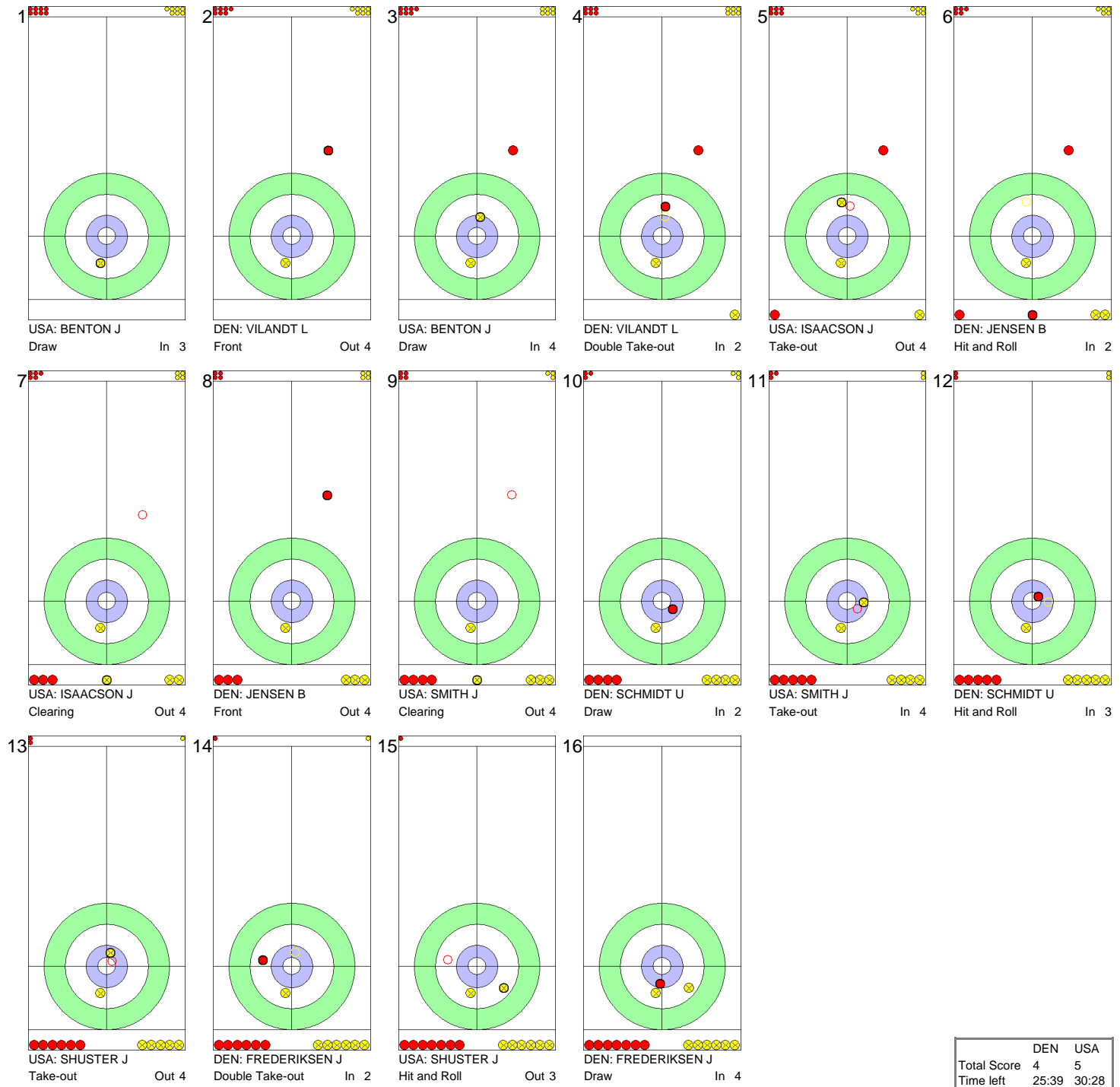




GAME - SHOT BY SHOT / DÉROULEMENT DE LA PARTIE

THU 18 FEB 2010 / JEU 18 FÉV 2010 START TIME / DÉBUT 9:00

**DEN - Denmark** 3 + 1 **USA - United States** 5 + 0 **End 7**

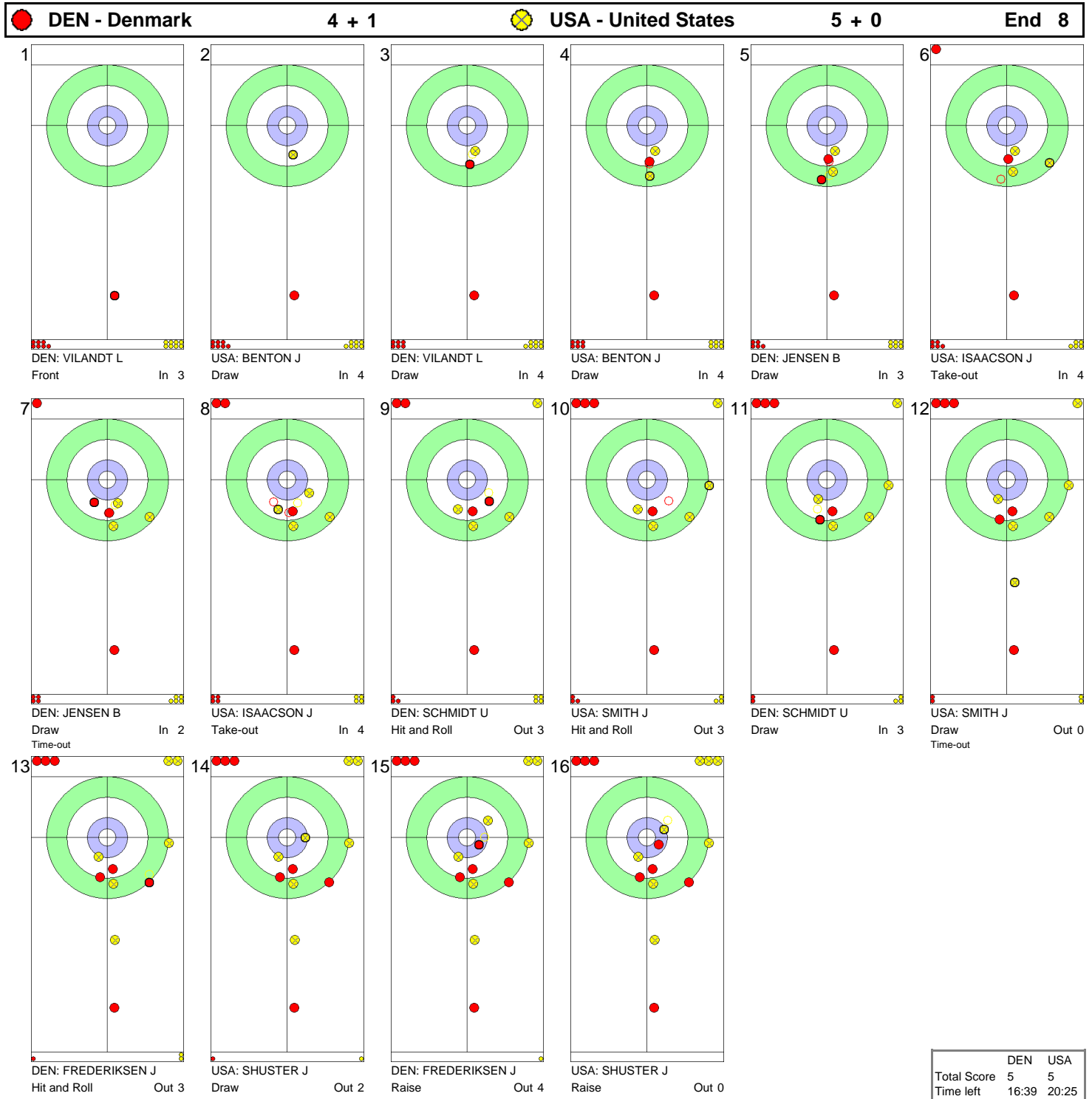


	DEN	USA
Total Score	4	5
Time left	25:39	30:28



GAME - SHOT BY SHOT / DÉROULEMENT DE LA PARTIE

THU 18 FEB 2010 / JEU 18 FÉV 2010 START TIME / DÉBUT 9:00

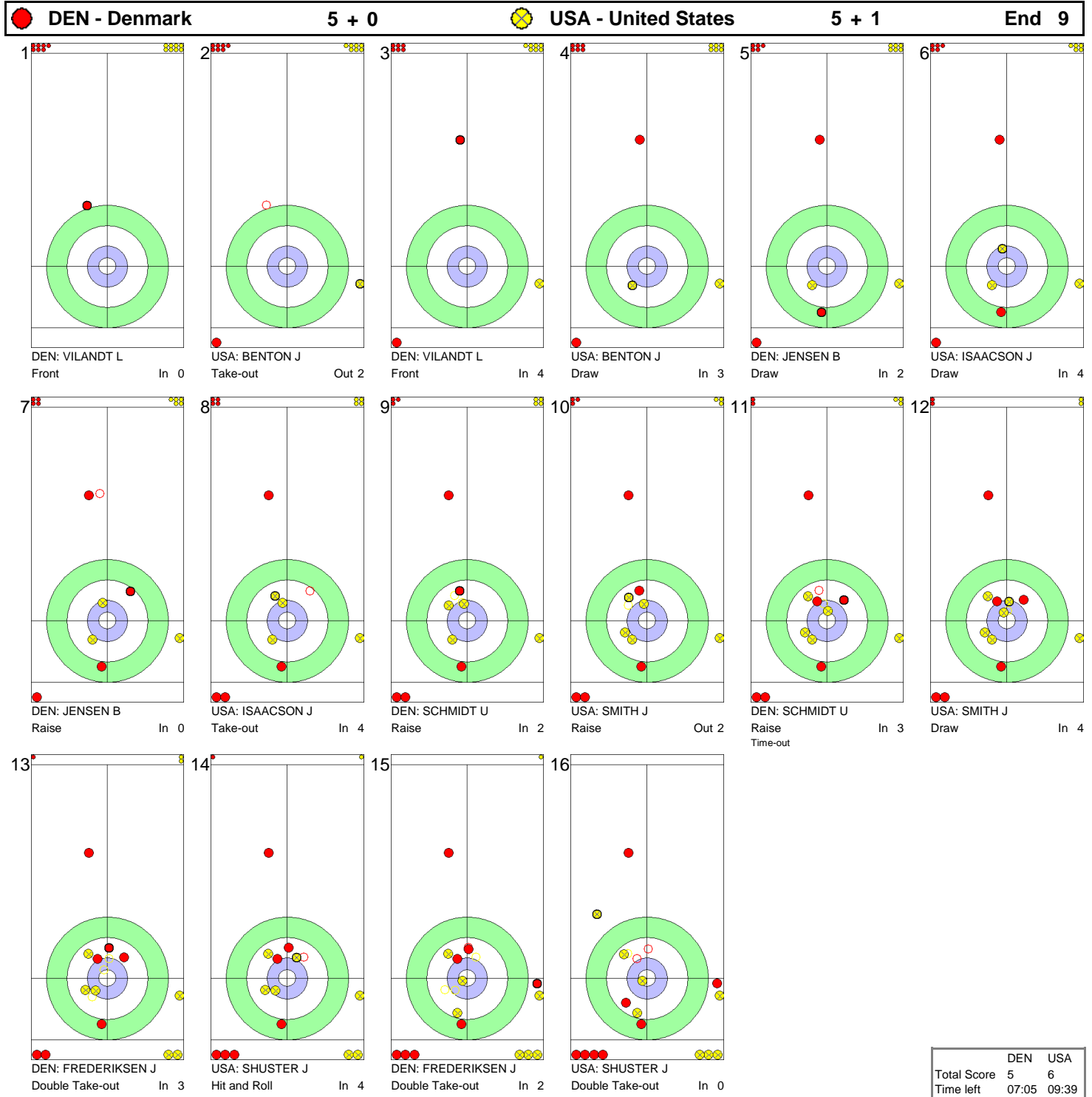


	DEN	USA
Total Score	5	5
Time left	16:39	20:25



GAME - SHOT BY SHOT / DÉROULEMENT DE LA PARTIE

THU 18 FEB 2010 / JEU 18 FÉV 2010 START TIME / DÉBUT 9:00



	DEN	USA
Total Score	5	6
Time left	07:05	09:39



GAME - SHOT BY SHOT / DÉROULEMENT DE LA PARTIE

THU 18 FEB 2010 / JEU 18 FÉV 2010 START TIME / DÉBUT 9:00




	DEN	USA
Total Score	6	6
Time left	00:50	03:07



GAME - SHOT BY SHOT / DÉROULEMENT DE LA PARTIE

THU 18 FEB 2010 / JEU 18 FÉV 2010 START TIME / DÉBUT 9:00

 DEN - Denmark		6 + 1	 USA - United States		6 + 0	End 11
1						
2						
3						
4						
5						
6						
7						
8						
9						
10						
11						
12						
13						
14						
15						
16						

**NOTES**

Points:  
4 = 100%  
3 = 75%  
2 = 50%  
1 = 25%  
0 = 0%  
X = not considered

Handle:  
In Clockwise  
Out Counter-clockwise

	DEN	USA
Total Score	7	6
Time left	02:47	04:55



## GAME RESULTS / RÉSULTATS DE LA PARTIE

THU 18 FEB 2010 / JEU 18 FÉV 2010 START TIME / DÉBUT 9:00

Sheet	Round	Team	LSFE	1	2	3	4	5	6	7	8	9	10	Extra	Ends	Total
B	4	GER - Germany	*	0	1	0	1	0	1	0	0	1	0			4
	3	NOR - Norway		1	0	2	0	2	0	1	0	0	1			7

GER - Germany		Game	All
4 S	KAPP Andy	80 %	77 %
3	LANG Andy	76 %	74 %
2	HOEHNE Holger	78 %	78 %
1	KEMPF Andreas	86 %	79 %
A	HERBERG Daniel	- %	- %
Team Total		80 %	77 %

NOR - Norway		Game	All
4 S	ULSRUD Thomas	87 %	81 %
3	NERGAARD Torger	79 %	76 %
2	SVAE Christoffer	89 %	84 %
1	PETERSSON Haavard Vad	89 %	88 %
A	LOEVOLD Thomas	- %	- %
Team Total		86 %	82 %

Time remaining: 0 minutes 50 seconds

Last Stone Draw: 12.0 cm

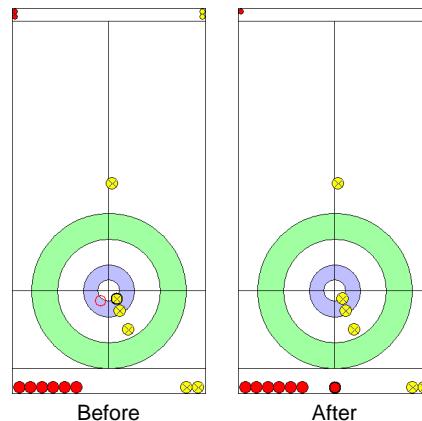
Time-out: end 10, GER-6; end 10, GER-7

Time remaining: 7 minutes 42 seconds

Last Stone Draw: 15.6 cm

### Most Important Shot:

German Skip KAPP A missed an open Draw throwing through the house. This allowed the Norwegian Skip ULSRUD T to play for an easy two points and taking a safe lead in the game.



End: 5  
Team: GER  
Player: KAPP A  
Stone: Fourth, 1st stone  
Task: Draw  
Handle: Out-turn  
Points: 0%

● : GER  
● : NOR

### NOTES

Team position and functions are attached to each team member's name as follows:  
4 = Fourth, 3 = Third, 2 = Second, 1 = Lead, A = Alternate, S = Skip

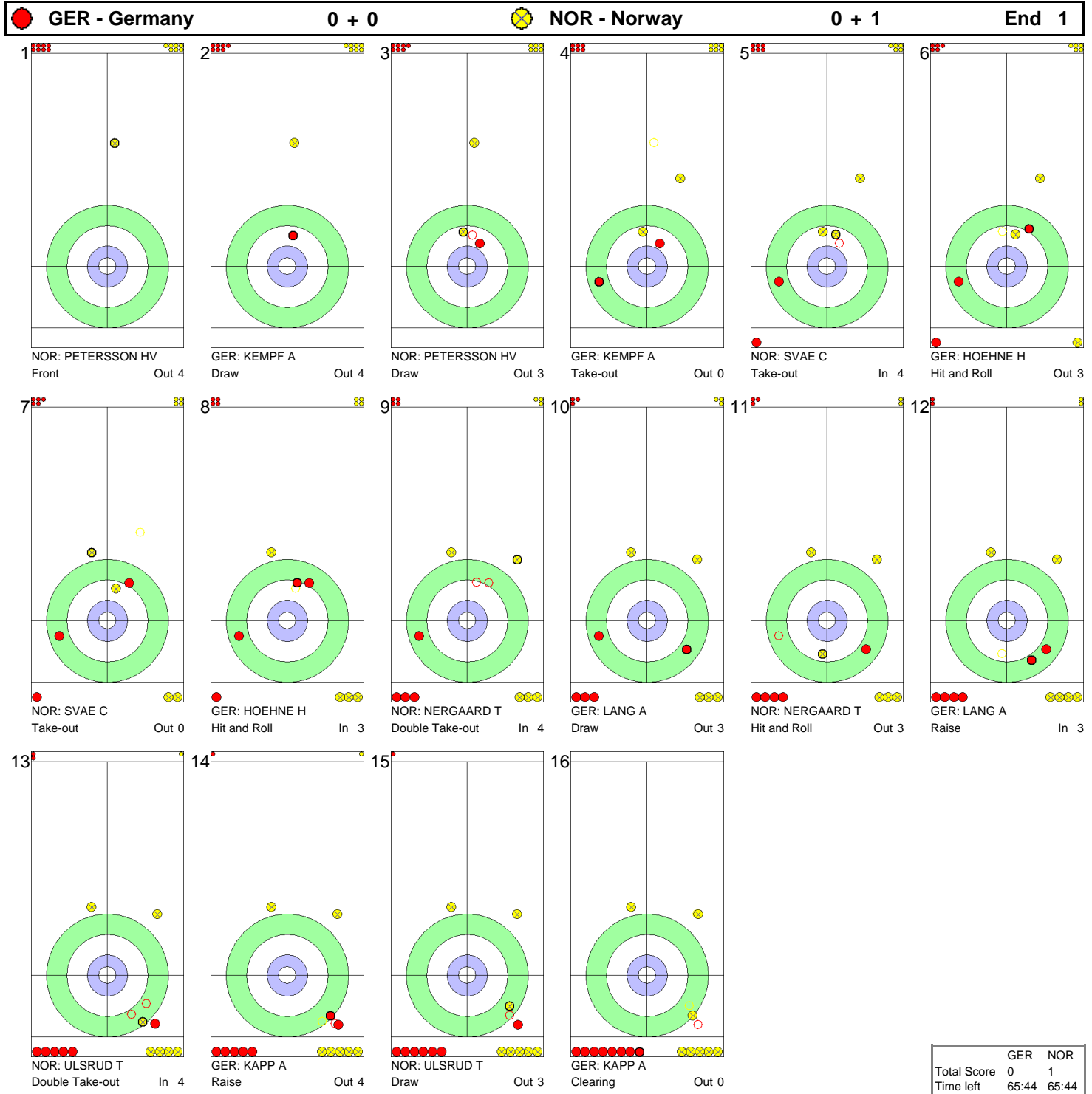
### LEGEND

LSFE (\*) Last stone first end



GAME - SHOT BY SHOT / DÉROULEMENT DE LA PARTIE

THU 18 FEB 2010 / JEU 18 FÉV 2010 START TIME / DÉBUT 9:00





GAME - SHOT BY SHOT / DÉROULEMENT DE LA PARTIE

THU 18 FEB 2010 / JEU 18 FÉV 2010 START TIME / DÉBUT 9:00

● GER - Germany		0 + 1	● NOR - Norway		1 + 0	End 2
1						
	NOR: PETERSSON HV Draw Out 4					
2						
	GER: KEMPF A Front In 3					
3						
	NOR: PETERSSON HV Guard In 4					
4						
	GER: KEMPF A Wick/Softpeeling Out 4					
5						
	NOR: SVAE C Clearing In 4					
6						
	GER: HOEHNE H Hit and Roll In 4					
7						
	NOR: SVAE C Double Take-out In 4					
8						
	GER: HOEHNE H Draw Out 4					
9						
	NOR: NERGAARD T Promotion Take-out In 0					
10						
	GER: LANG A Draw In 3					
11						
	NOR: NERGAARD T Promotion Take-out In 4					
12						
	GER: LANG A Draw Out 3					
13						
	NOR: ULSRUD T Hit and Roll Out 0					
14						
	GER: KAPP A Draw Out 4					
15						
	NOR: ULSRUD T Double Take-out Out 3					
16						
	GER: KAPP A Take-out Out 2					

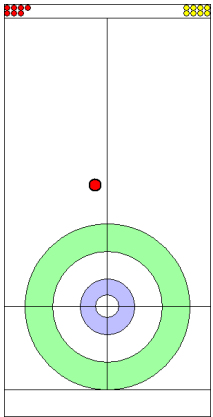
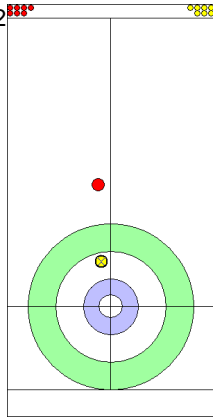
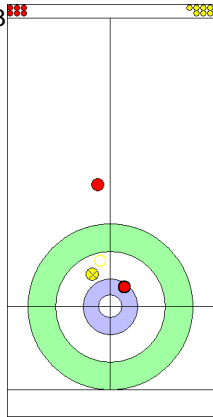
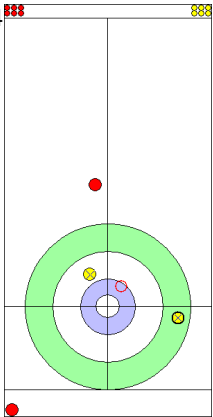
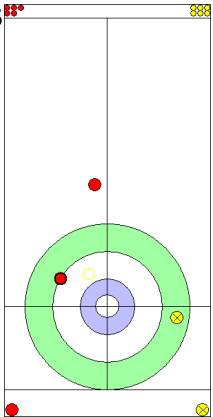
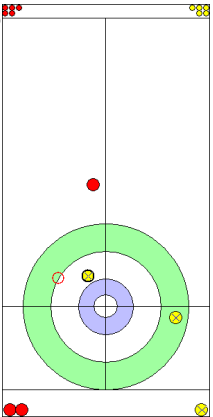
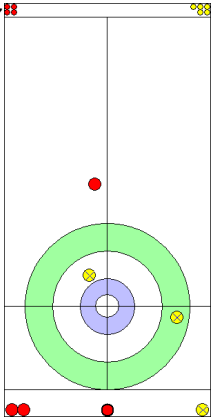
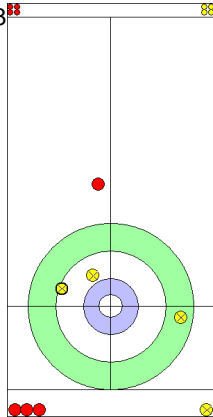
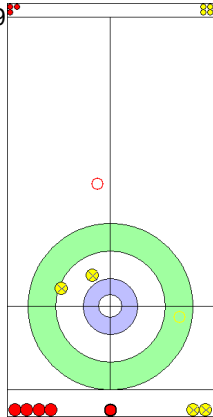
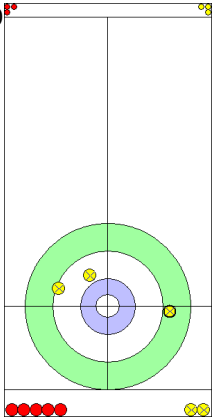
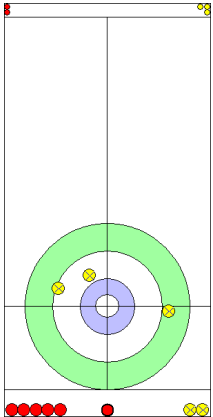
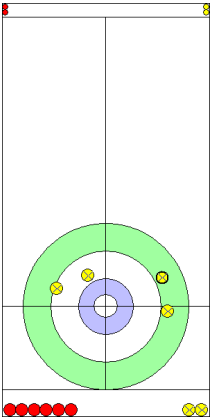
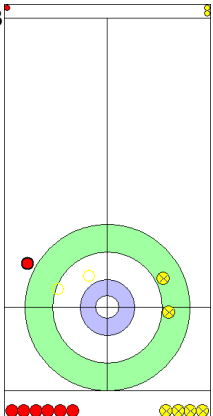
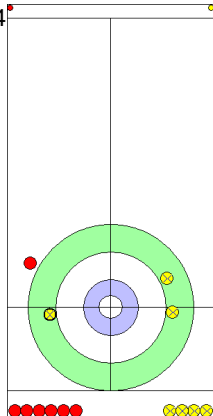
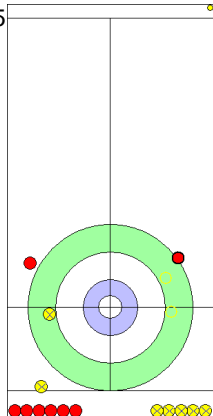
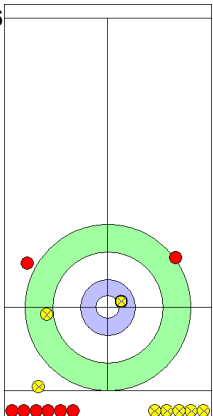
	GER	NOR
Total Score	1	1
Time left	57:51	58:50





GAME - SHOT BY SHOT / DÉROULEMENT DE LA PARTIE

THU 18 FEB 2010 / JEU 18 FÉV 2010 START TIME / DÉBUT 9:00

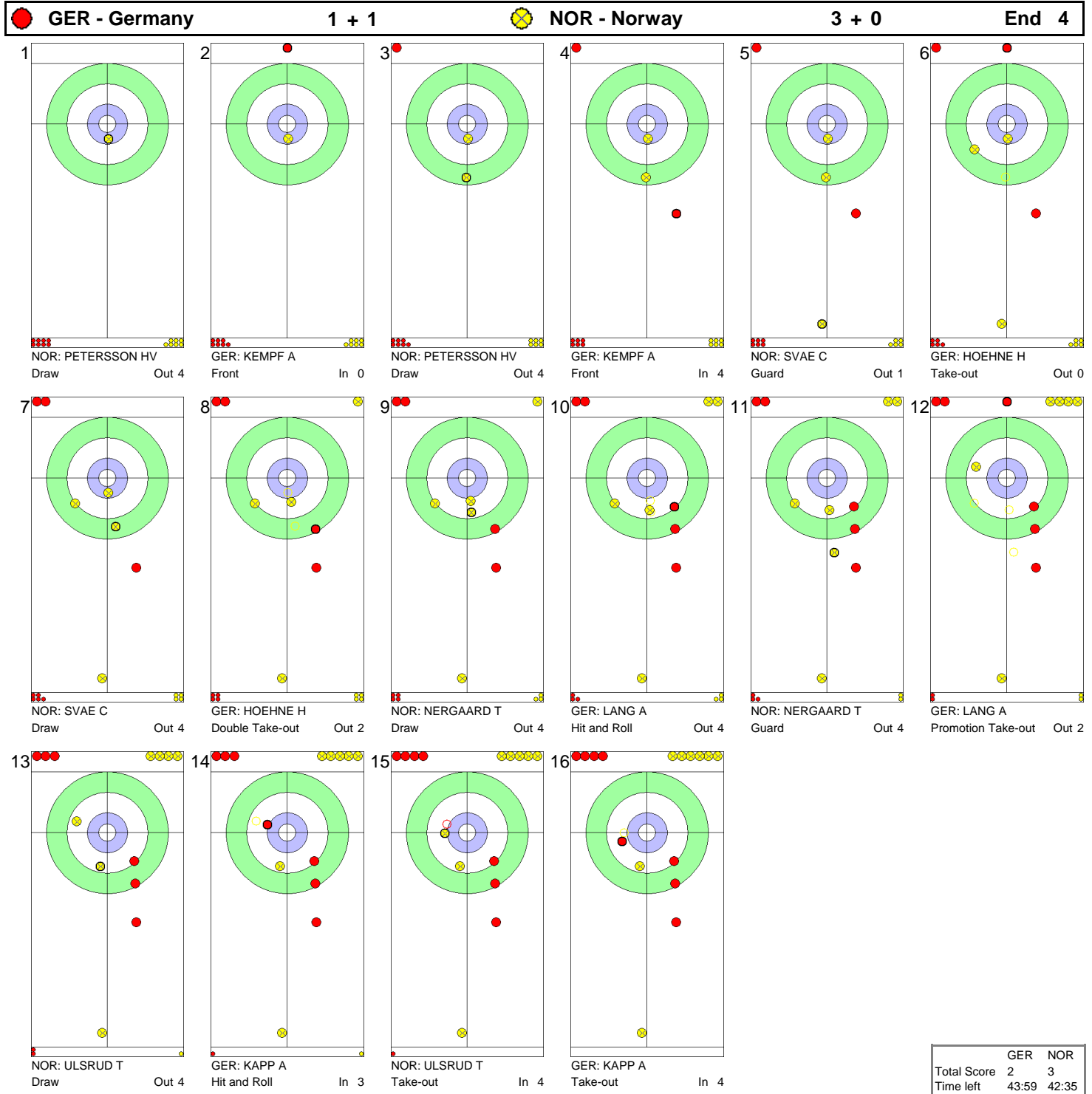
GER - Germany		1 + 0	NOR - Norway		1 + 2	End 3
1						
2						
3						
4						
5						
6						
7						
8						
9						
10						
11						
12						
13						
14						
15						
16						

	GER	NOR
Total Score	1	3
Time left	51:29	50:19



GAME - SHOT BY SHOT / DÉROULEMENT DE LA PARTIE

THU 18 FEB 2010 / JEU 18 FÉV 2010 START TIME / DÉBUT 9:00

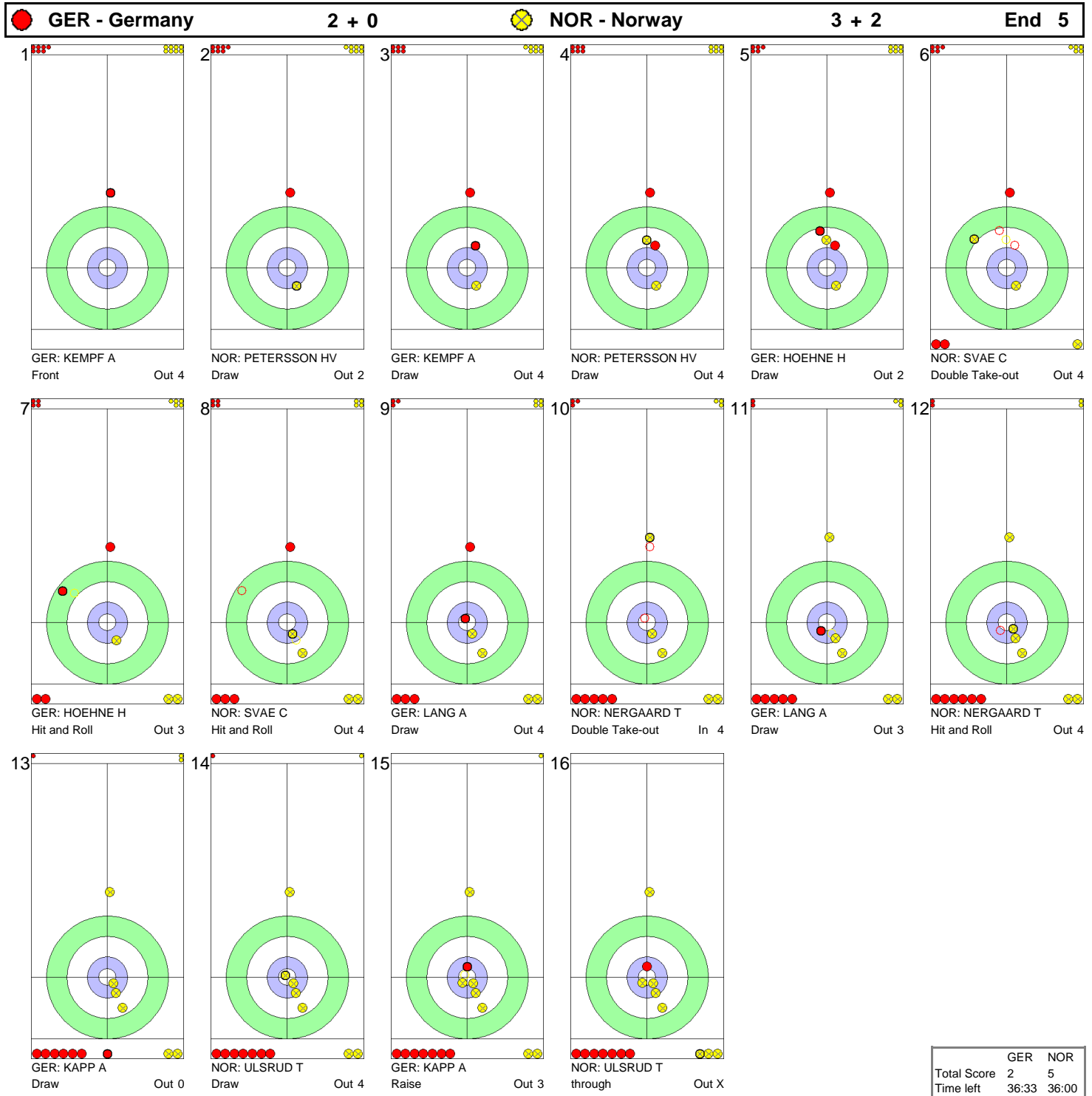


	GER	NOR
Total Score	2	3
Time left	43:59	42:35



GAME - SHOT BY SHOT / DÉROULEMENT DE LA PARTIE

THU 18 FEB 2010 / JEU 18 FÉV 2010 START TIME / DÉBUT 9:00



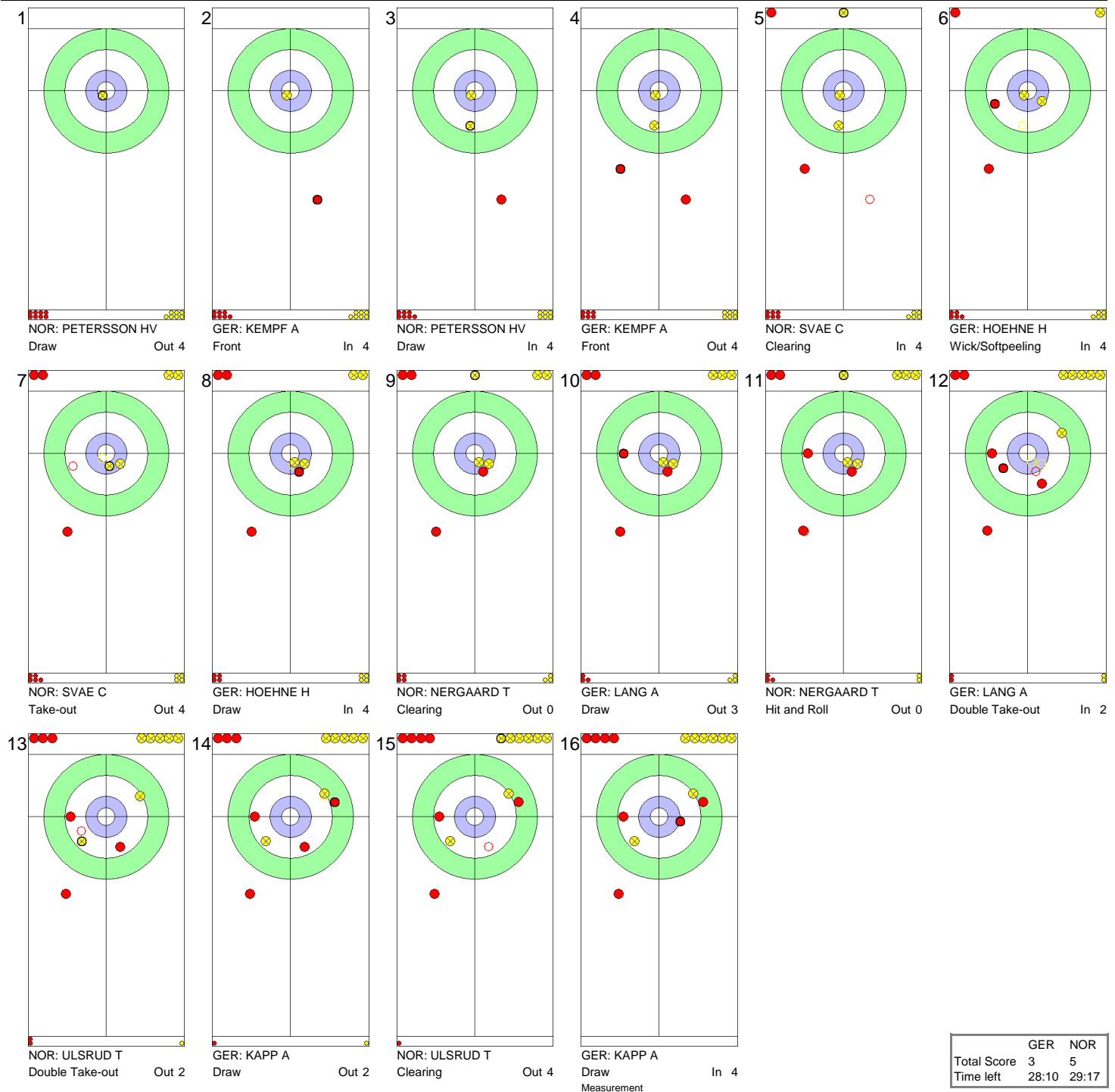
	GER	NOR
Total Score	2	5
Time left	36:33	36:00



GAME - SHOT BY SHOT / DÉROULEMENT DE LA PARTIE

THU 18 FEB 2010 / JEU 18 FÉV 2010 START TIME / DÉBUT 9:00

**GER - Germany** 2 + 1 **NOR - Norway** 5 + 0 **End 6**



	GER	NOR
Total Score	3	5
Time left	28:10	29:17



GAME - SHOT BY SHOT / DÉROULEMENT DE LA PARTIE

THU 18 FEB 2010 / JEU 18 FÉV 2010 START TIME / DÉBUT 9:00

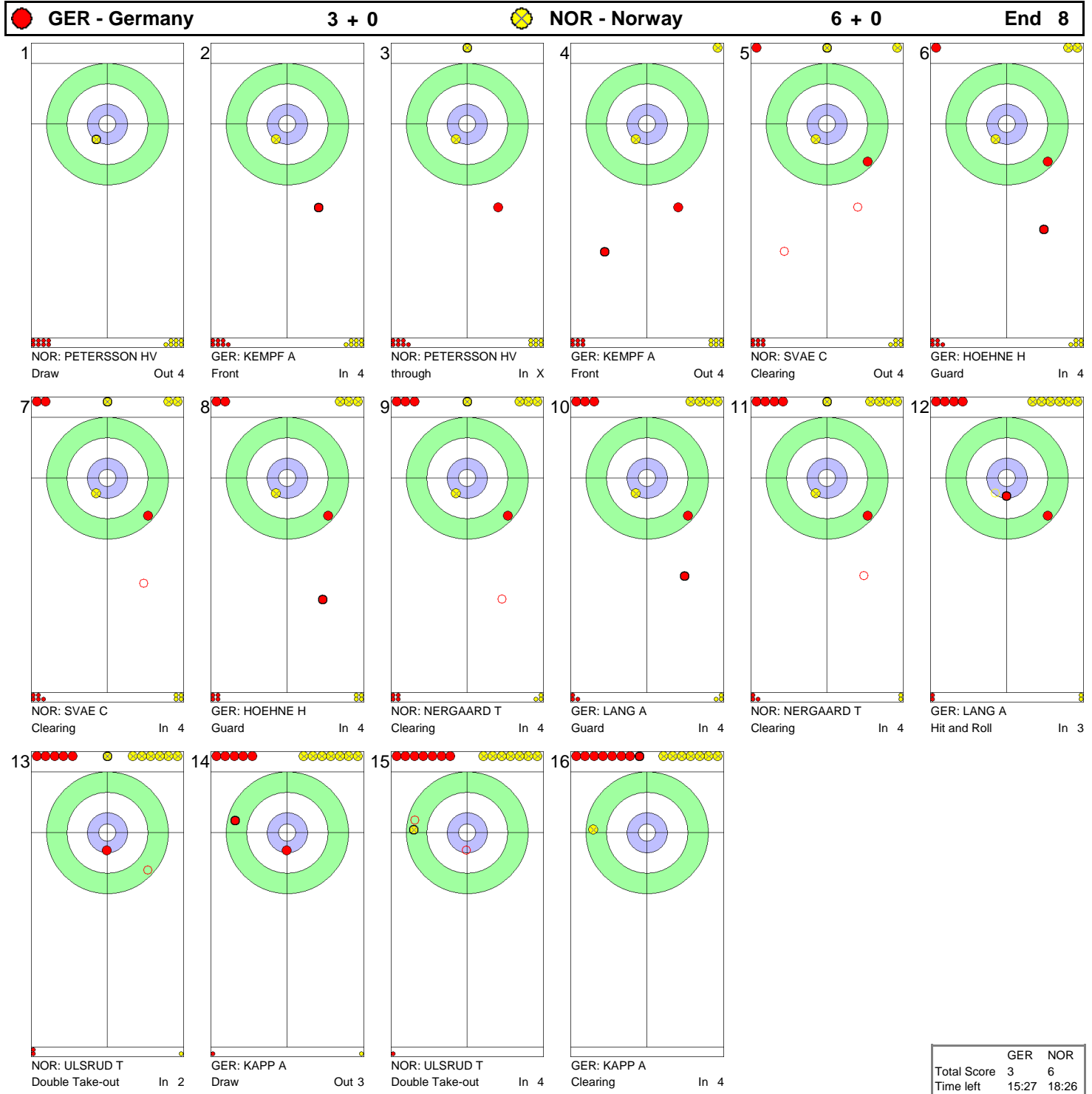
**GER - Germany** 3 + 0 **NOR - Norway** 5 + 1 **End 7**





GAME - SHOT BY SHOT / DÉROULEMENT DE LA PARTIE

THU 18 FEB 2010 / JEU 18 FÉV 2010 START TIME / DÉBUT 9:00



	GER	NOR
Total Score	3	6
Time left	15:27	18:26



GAME - SHOT BY SHOT / DÉROULEMENT DE LA PARTIE

THU 18 FEB 2010 / JEU 18 FÉV 2010 START TIME / DÉBUT 9:00

**GER - Germany** 3 + 1 **NOR - Norway** 6 + 0 **End 9**



	GER	NOR
Total Score	4	6
Time left	08:35	13:22



GAME - SHOT BY SHOT / DÉROULEMENT DE LA PARTIE

THU 18 FEB 2010 / JEU 18 FÉV 2010 START TIME / DÉBUT 9:00

**GER - Germany** 4 + 0 **NOR - Norway** 6 + 1 **End 10**



**NOTES**  
Points:  
4 = 100%  
3 = 75%  
2 = 50%  
1 = 25%  
0 = 0%  
X = not considered  
Handle:  
In Clockwise  
Out Counter-clockwise

	GER	NOR
Total Score	4	7
Time left	00:50	07:42





## GAME RESULTS / RÉSULTATS DE LA PARTIE

THU 18 FEB 2010 / JEU 18 FÉV 2010 START TIME / DÉBUT 9:00

Sheet	Round	Team	LSFE	1	2	3	4	5	6	7	8	9	10	Extra	Ends	Total
C	3	CAN - Canada	*	2	0	0	0	3	1	0	0	1	X			7
	3	SWE - Sweden		0	0	0	1	0	0	1	1	0	X			3

CAN - Canada		Game	All
4 S	MARTIN Kevin	72 %	85 %
3	MORRIS John	92 %	84 %
2	KENNEDY Marc	94 %	86 %
1	HEBERT Ben	72 %	82 %
A	ENRIGHT Adam	- %	- %
Team Total		83 %	84 %

SWE - Sweden		Game	All
4 S	EDIN Niklas	67 %	79 %
3	KRAUPP Sebastian	75 %	80 %
2	LINDBERG Fredrik	76 %	87 %
1	KJAELL Viktor	96 %	84 %
A	ERIKSSON Oskar	- %	- %
Team Total		78 %	82 %

Time remaining: 12 minutes 1 second

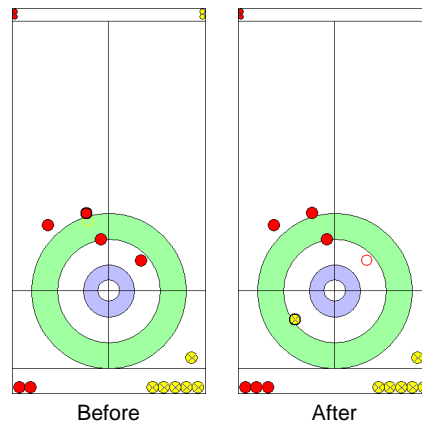
Last Stone Draw: 0.0 cm

Time remaining: 5 minutes 59 seconds

Last Stone Draw: 67.9 cm

### Most Important Shot:

The Swedish Skip EDIN N rolled into the open on a Hit and Roll due to a sweeping error, leaving an opportunity for the Canadian Skip MARTIN K to make an easy Take-out to sit 3.



End: 5  
Team: SWE  
Player: EDIN N  
Stone: Fourth, 1st stone  
Task: Hit and Roll  
Handle: In-turn  
Points: 75%

● : CAN  
● : SWE

### NOTES

Team position and functions are attached to each team member's name as follows:  
4 = Fourth, 3 = Third, 2 = Second, 1 = Lead, A = Alternate, S = Skip



### LEGEND

LSFE (\*) Last stone first end X Unplayed/unfinished end due to concession



GAME - SHOT BY SHOT / DÉROULEMENT DE LA PARTIE

THU 18 FEB 2010 / JEU 18 FÉV 2010 START TIME / DÉBUT 9:00

 <b>CAN - Canada</b>		<b>0 + 2</b>		 <b>SWE - Sweden</b>		<b>0 + 0</b>		<b>End 1</b>			
1		2		3		4		5		6	
7		8		9		10		11		12	
13		14		15		16					

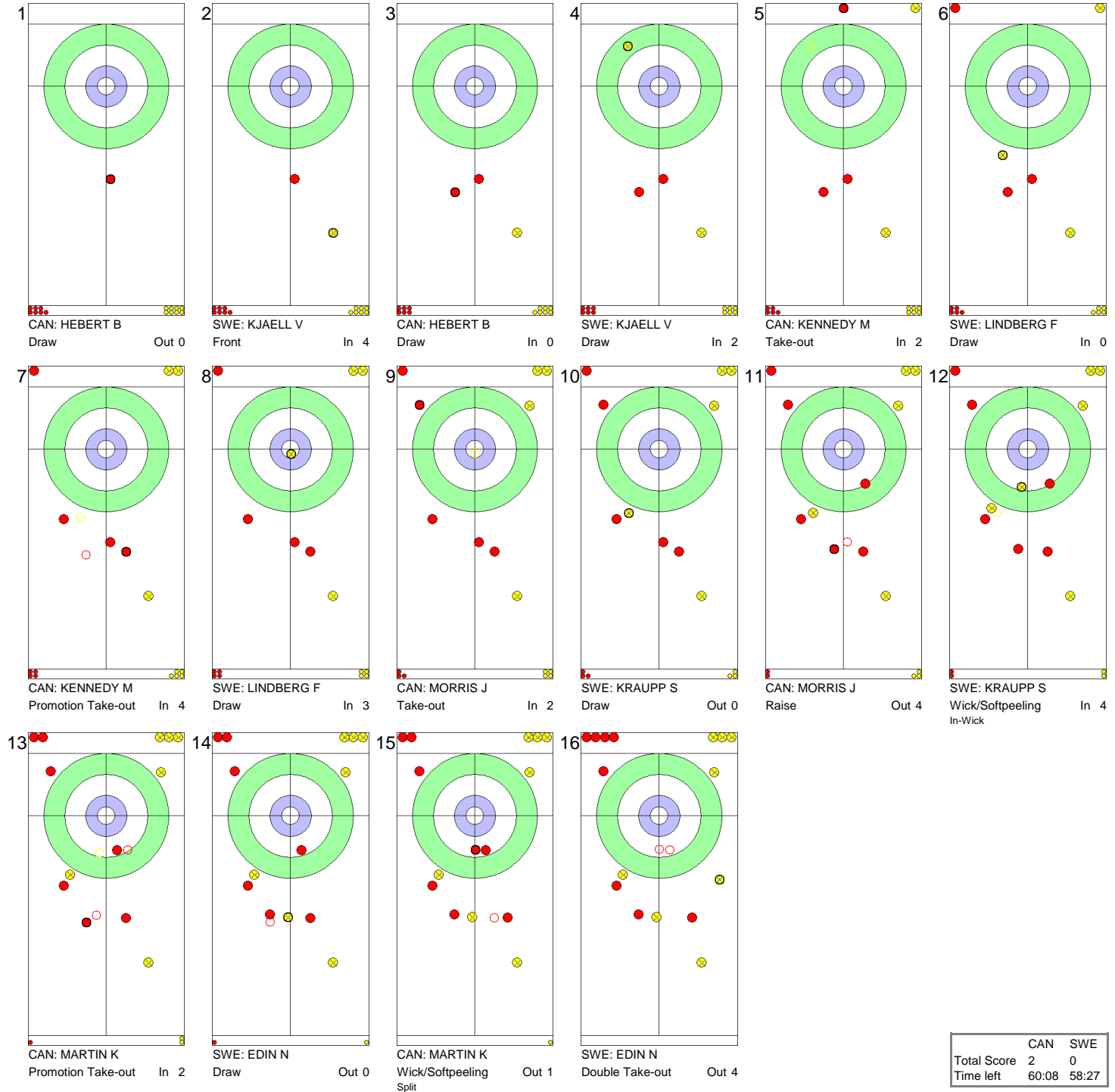
	CAN	SWE
Total Score	2	0
Time left	67:41	68:21



GAME - SHOT BY SHOT / DÉROULEMENT DE LA PARTIE

THU 18 FEB 2010 / JEU 18 FÉV 2010 START TIME / DÉBUT 9:00

**● CAN - Canada**      **2 + 0**      **● SWE - Sweden**      **0 + 0**      **End 2**



	CAN	SWE
Total Score	2	0
Time left	60:08	58:27



## GAME - SHOT BY SHOT / DÉROULEMENT DE LA PARTIE

THU 18 FEB 2010 / JEU 18 FÉV 2010 START TIME / DÉBUT 9:00



	CAN	SWE
Total Score	2	0
Time left	52:44	50:50



GAME - SHOT BY SHOT / DÉROULEMENT DE LA PARTIE

THU 18 FEB 2010 / JEU 18 FÉV 2010 START TIME / DÉBUT 9:00

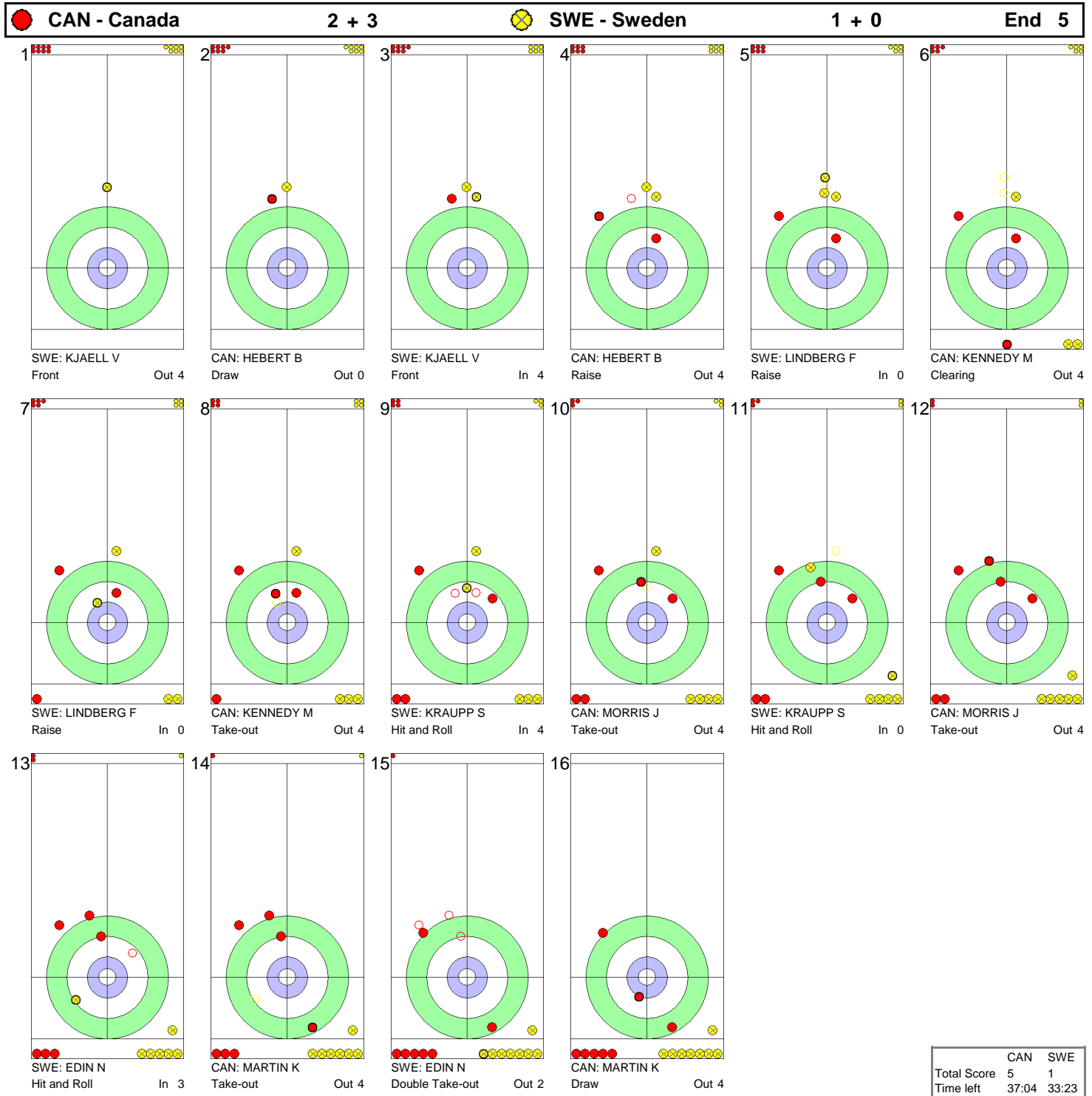


	CAN	SWE
Total Score	2	1
Time left	44:54	41:37



GAME - SHOT BY SHOT / DÉROULEMENT DE LA PARTIE

THU 18 FEB 2010 / JEU 18 FÉV 2010 START TIME / DÉBUT 9:00



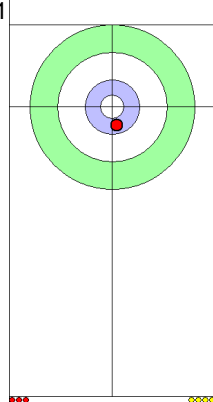
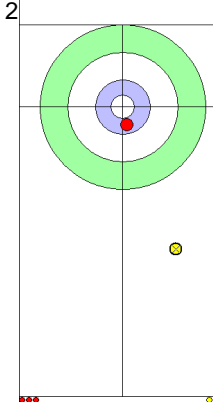
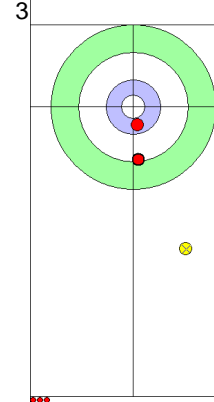
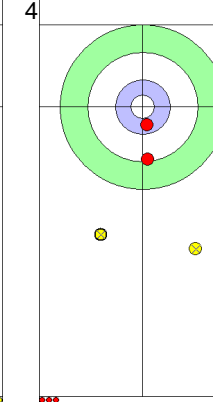
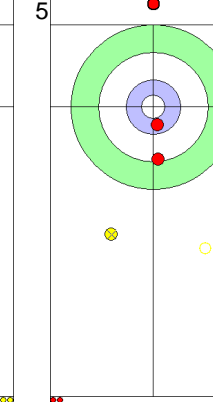
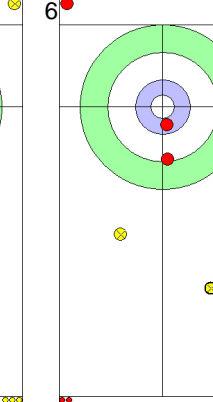
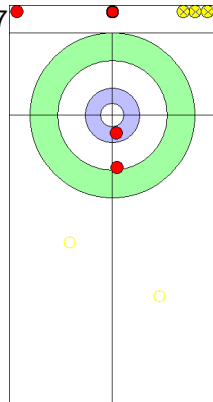
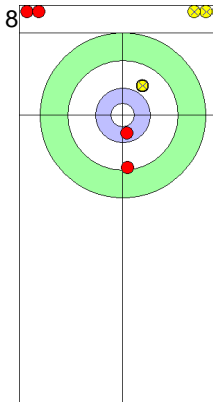
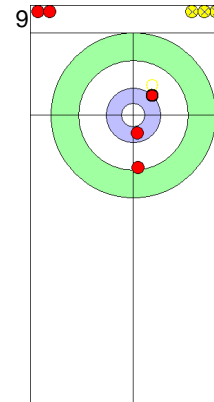
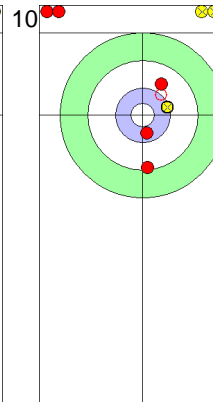
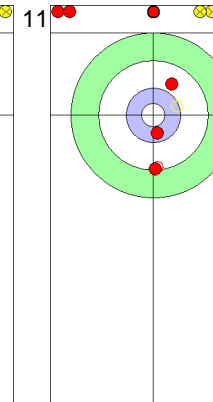
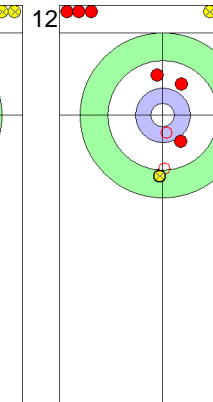
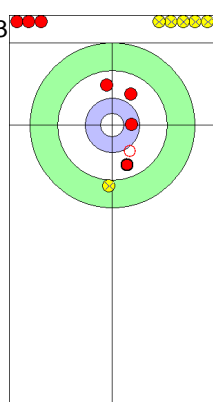
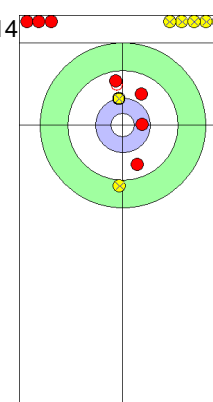
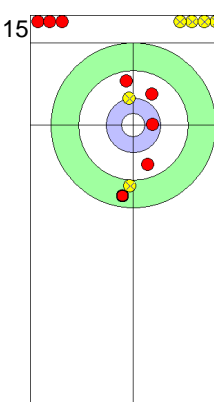
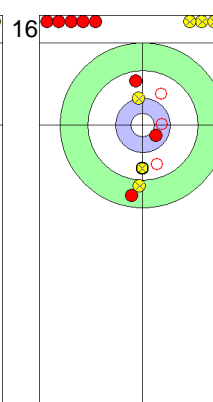


	CAN	SWE
Total Score	5	1
Time left	37:04	33:23



## GAME - SHOT BY SHOT / DÉROULEMENT DE LA PARTIE

THU 18 FEB 2010 / JEU 18 FÉV 2010 START TIME / DÉBUT 9:00

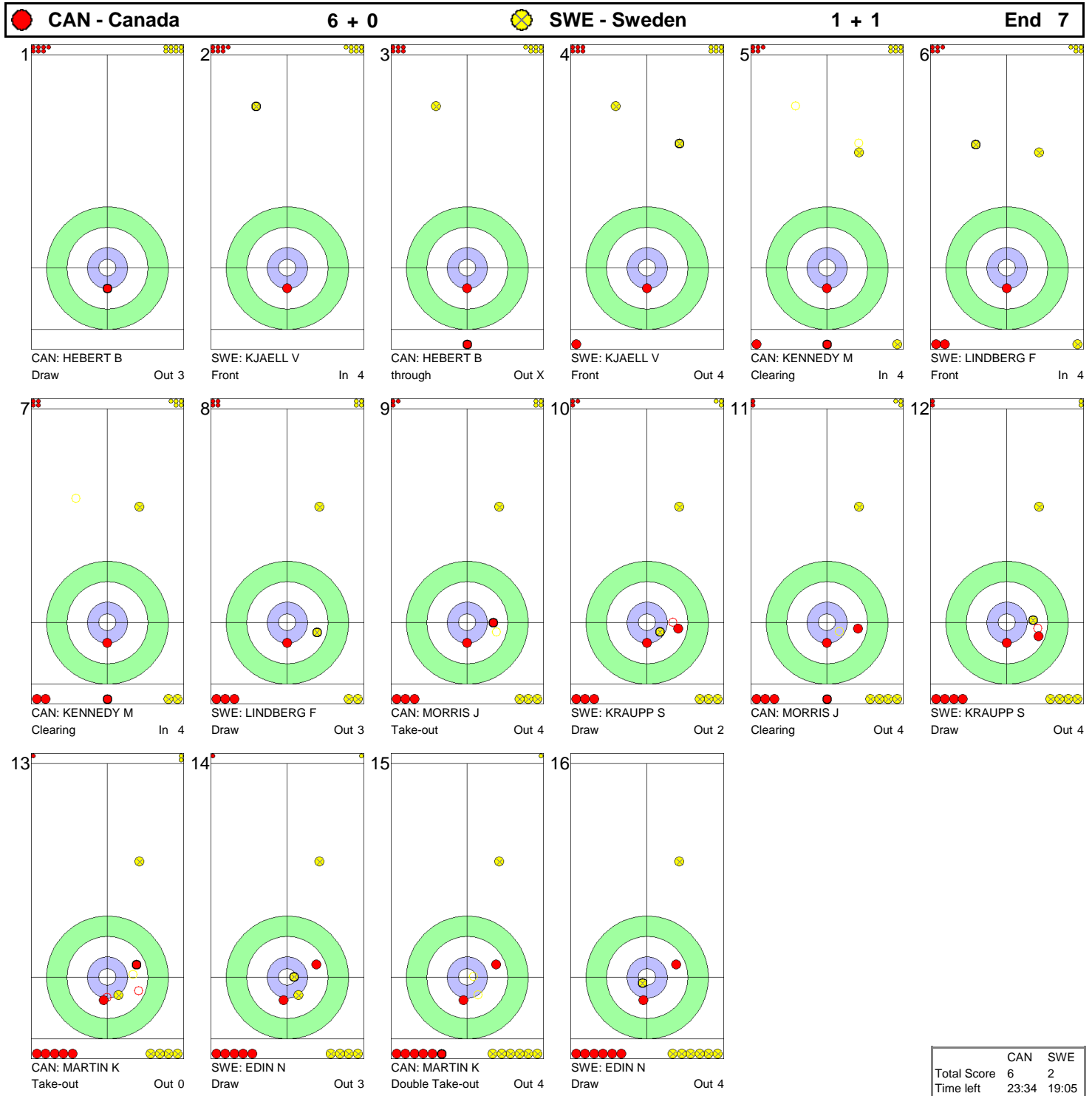
 <b>CAN - Canada</b>		<b>5 + 1</b>		 <b>SWE - Sweden</b>		<b>1 + 0</b>		<b>End 6</b>			
1		2		3		4		5		6	
CAN: HEBERT B Draw		SWE: KJAELL V Front		CAN: HEBERT B Guard		SWE: KJAELL V Out 4		CAN: KENNEDY M Clearing		SWE: LINDBERG F Front	
Out 4		In 4		Out 4		Out 4		In 4		In 4	
7		8		9		10		11		12	
CAN: KENNEDY M Clearing		SWE: LINDBERG F Draw		CAN: MORRIS J Take-out		SWE: KRAUPP S Draw		CAN: MORRIS J Clearing		SWE: KRAUPP S Raise	
In 4		Out 2		Out 4		Out 3		Out 4		Out 4	
13		14		15		16					
CAN: MARTIN K Raise		SWE: EDIN N Draw		CAN: MARTIN K Guard		SWE: EDIN N Double Take-out					
Out 4		In 4		Out 3		Out 0					

	CAN	SWE
Total Score	6	1
Time left	28:15	25:27



GAME - SHOT BY SHOT / DÉROULEMENT DE LA PARTIE

THU 18 FEB 2010 / JEU 18 FÉV 2010 START TIME / DÉBUT 9:00



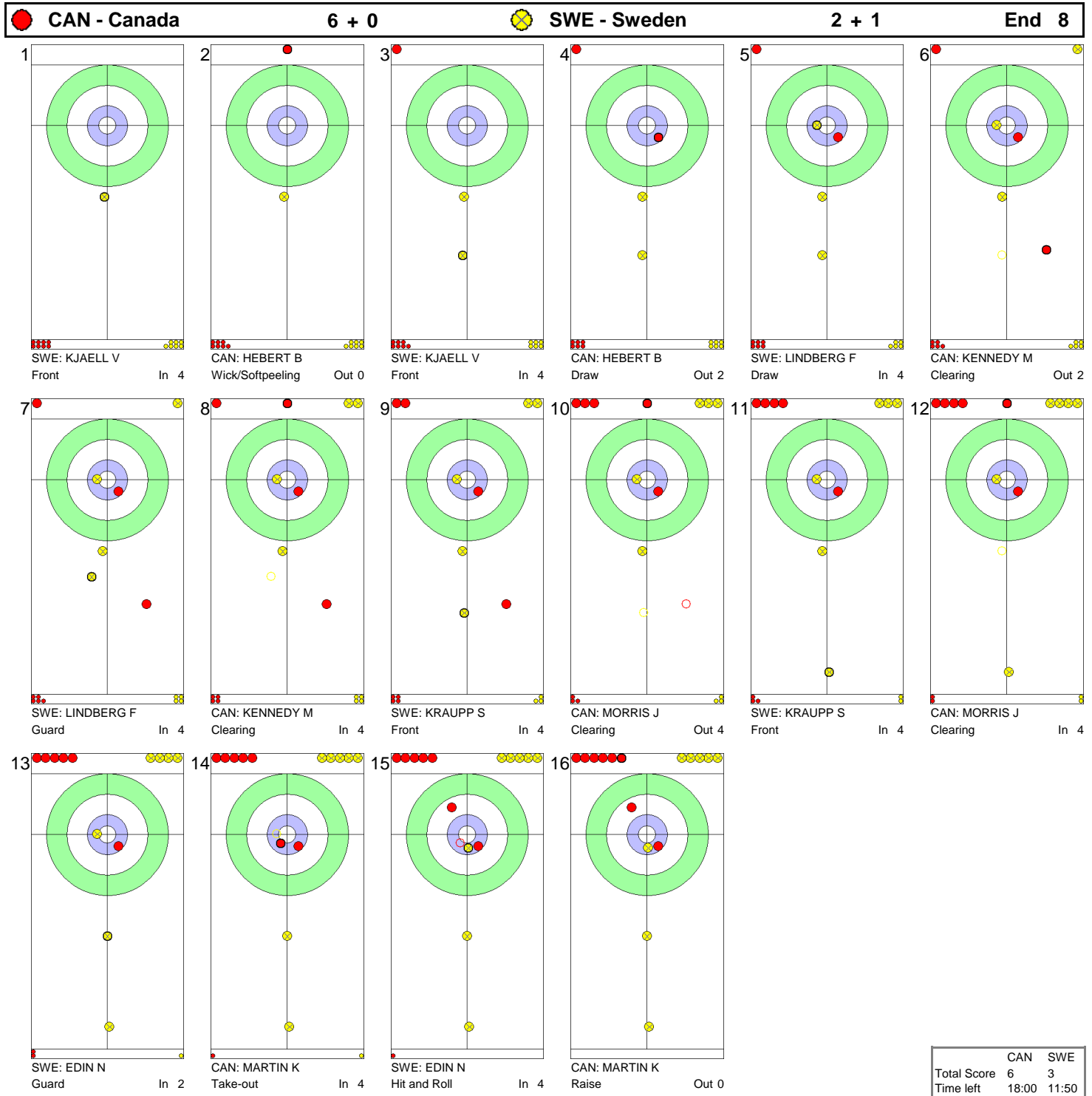
	CAN	SWE
Total Score	6	2
Time left	23:34	19:05





GAME - SHOT BY SHOT / DÉROULEMENT DE LA PARTIE

THU 18 FEB 2010 / JEU 18 FÉV 2010 START TIME / DÉBUT 9:00



	CAN	SWE
Total Score	6	3
Time left	18:00	11:50



## GAME - SHOT BY SHOT / DÉROULEMENT DE LA PARTIE

THU 18 FEB 2010 / JEU 18 FÉV 2010 START TIME / DÉBUT 9:00





## GAME RESULTS / RÉSULTATS DE LA PARTIE

THU 18 FEB 2010 / JEU 18 FÉV 2010 START TIME / DÉBUT 9:00

Sheet	Round	Team	LSFE	1	2	3	4	5	6	7	8	9	10	Extra	Ends	Total
D	3	GBR - Great Britain		1	0	0	2	0	0	0	0	0	0			3
	3	SUI - Switzerland	*	0	0	2	0	0	0	0	1	0	1			4

GBR - Great Britain		Game	All
4 S	MURDOCH David	78 %	75 %
3	MACDONALD Ewan	91 %	81 %
2	SMITH Pete	69 %	73 %
1	BYERS Euan	84 %	87 %
A	CONNAL Graeme	- %	- %
Team Total		80 %	79 %

SUI - Switzerland		Game	All
4	STOECKLI Ralph	69 %	75 %
3	HAUSER Jan	85 %	80 %
2 S	EGGLER Markus	81 %	79 %
1	STRUEBIN Simon	79 %	81 %
A	MUELLER Toni	- %	- %
Team Total		79 %	79 %

Time remaining: 2 minutes 44 seconds

Last Stone Draw: 95.6 cm

Time-out: end 8, GBR-7; end 10, GBR-7

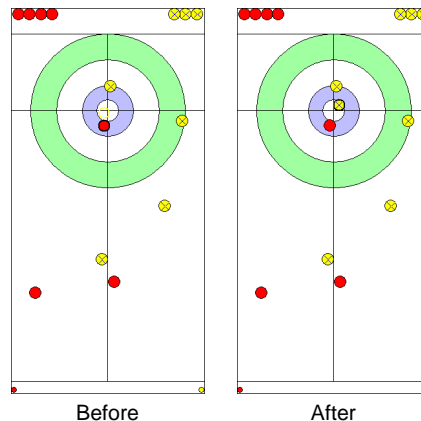
Time remaining: 1 minute 23 seconds

Last Stone Draw: 0.0 cm

Time-out: end 10, SUI-4; end 10, SUI-7

### Most Important Shot:

Swiss Skip STOECKLI R threw a Draw to the button with backing on his last shot. This forced Great Britain to attempt a difficult Raise, which did not curl enough. Switzerland stole one point to win the game.



End: 10  
Team: SUI  
Player: STOECKLI R  
Stone: Fourth, 2nd stone  
Task: Draw  
Handle: Out-turn  
Points: 100%

● : GBR  
● : SUI

### NOTES

Team position and functions are attached to each team member's name as follows:  
4 = Fourth, 3 = Third, 2 = Second, 1 = Lead, A = Alternate, S = Skip

### LEGEND

LSFE (\*) Last stone first end



GAME - SHOT BY SHOT / DÉROULEMENT DE LA PARTIE

THU 18 FEB 2010 / JEU 18 FÉV 2010 START TIME / DÉBUT 9:00





GAME - SHOT BY SHOT / DÉROULEMENT DE LA PARTIE

THU 18 FEB 2010 / JEU 18 FÉV 2010 START TIME / DÉBUT 9:00

● GBR - Great Britain		● SUI - Switzerland		End 2	
1 + 0		0 + 0			
1	2	3	4	5	6
7	8	9	10	11	12
13	14	15	16		
<p>GBR: BYERS E Front Out 4</p>	<p>SUI: STRUEBIN S Raise Out 4</p>	<p>GBR: BYERS E Take-out In 4</p>	<p>SUI: STRUEBIN S Double Take-out In 2</p>	<p>GBR: SMITH P Hit and Roll Out 3</p>	<p>SUI: EGGLER M Take-out In 2</p>
<p>GBR: SMITH P Clearing In 4</p>	<p>SUI: EGGLER M Front In 4</p>	<p>GBR: MACDONALD E Clearing Out 4</p>	<p>SUI: HAUSER J Front Out 4</p>	<p>GBR: MACDONALD E Clearing In 4</p>	<p>SUI: HAUSER J Draw In 3</p>
<p>GBR: MURDOCH D Clearing Out 4</p>	<p>SUI: STOECKLI R Draw Out 4</p>	<p>GBR: MURDOCH D Hit and Roll In 2</p>	<p>SUI: STOECKLI R through In X</p>		

	GBR	SUI
Total Score	1	0
Time left	61:54	61:40



GAME - SHOT BY SHOT / DÉROULEMENT DE LA PARTIE

THU 18 FEB 2010 / JEU 18 FÉV 2010 START TIME / DÉBUT 9:00

● **GBR - Great Britain**      **1 + 0**     
 ● **SUI - Switzerland**      **0 + 2**     
 **End 3**





GAME - SHOT BY SHOT / DÉROULEMENT DE LA PARTIE

THU 18 FEB 2010 / JEU 18 FÉV 2010 START TIME / DÉBUT 9:00



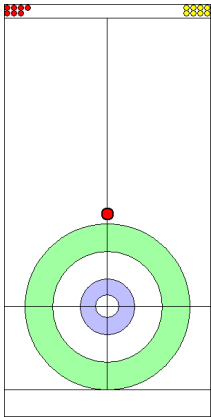
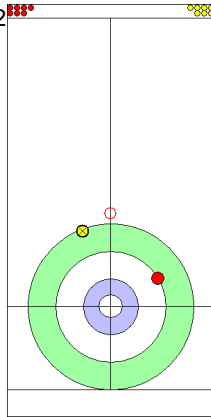
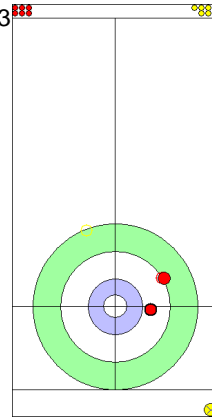
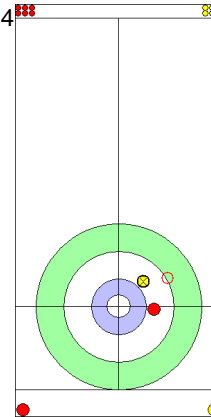
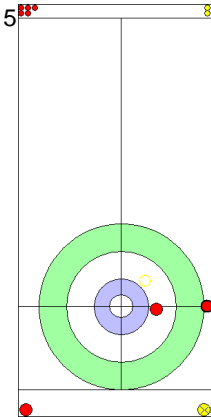
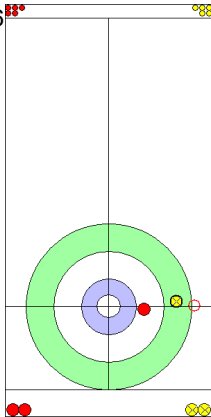
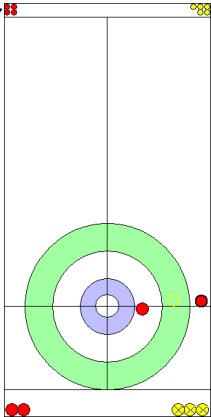
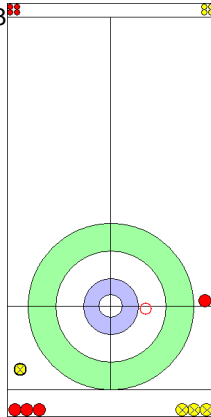
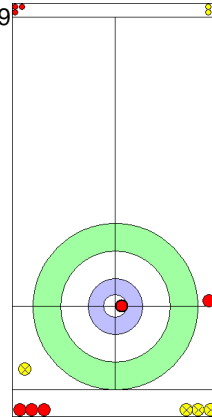
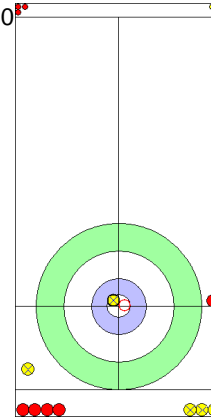
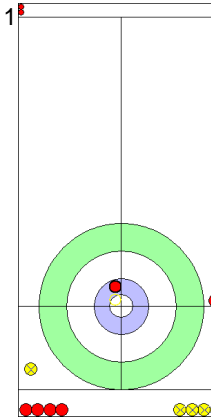
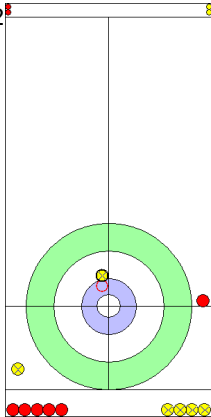
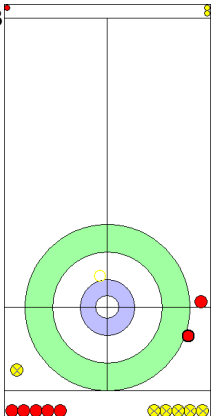
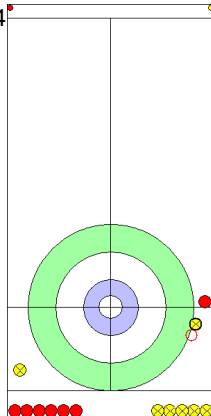
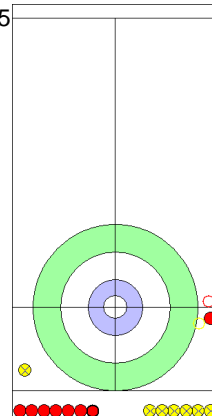
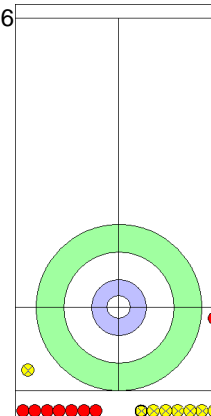
● GBR - Great Britain		1 + 2		● SUI - Switzerland		2 + 0		End 4			
1		2		3		4		5		6	
7		8		9		10		11		12	
13		14		15		16					

	GBR	SUI
Total Score	3	2
Time left	46:09	46:48



GAME - SHOT BY SHOT / DÉROULEMENT DE LA PARTIE

THU 18 FEB 2010 / JEU 18 FÉV 2010 START TIME / DÉBUT 9:00

 <b>GBR - Great Britain</b>		3 + 0	 <b>SUI - Switzerland</b>		2 + 0	End 5
1	 <p>GBR: BYERS E Front Out 4</p>		 <p>SUI: STRUEBIN S Wick/Softpeeling Out 4</p>			
2			 <p>GBR: BYERS E Hit and Roll In 4</p>			
3			 <p>SUI: STRUEBIN S Take-out Out 4</p>			
4			 <p>GBR: SMITH P Take-out Out 4</p>			
5			 <p>SUI: EGGLER M Take-out In 4</p>			
6						
7	 <p>GBR: SMITH P Take-out In 2</p>		 <p>SUI: EGGLER M Take-out In 2</p>			
8			 <p>GBR: MACDONALD E Draw In 4</p>			
9			 <p>SUI: HAUSER J Take-out In 4</p>			
10			 <p>GBR: MACDONALD E Take-out Out 4</p>			
11			 <p>SUI: HAUSER J Take-out Out 4</p>			
12						
13	 <p>GBR: MURDOCH D Take-out Out 4</p>		 <p>SUI: STOECKLI R Take-out Out 4</p>			
14			 <p>GBR: MURDOCH D Promotion Take-out In 4</p>			
15			 <p>SUI: STOECKLI R through In X</p>			
16						

	GBR	SUI
Total Score	3	2
Time left	41:01	42:10





GAME - SHOT BY SHOT / DÉROULEMENT DE LA PARTIE

THU 18 FEB 2010 / JEU 18 FÉV 2010 START TIME / DÉBUT 9:00

● GBR - Great Britain		● SUI - Switzerland		● End 6	
3 + 0		2 + 0			
1		2		3	
4		5		6	
7		8		9	
10		11		12	
13		14		15	
16					

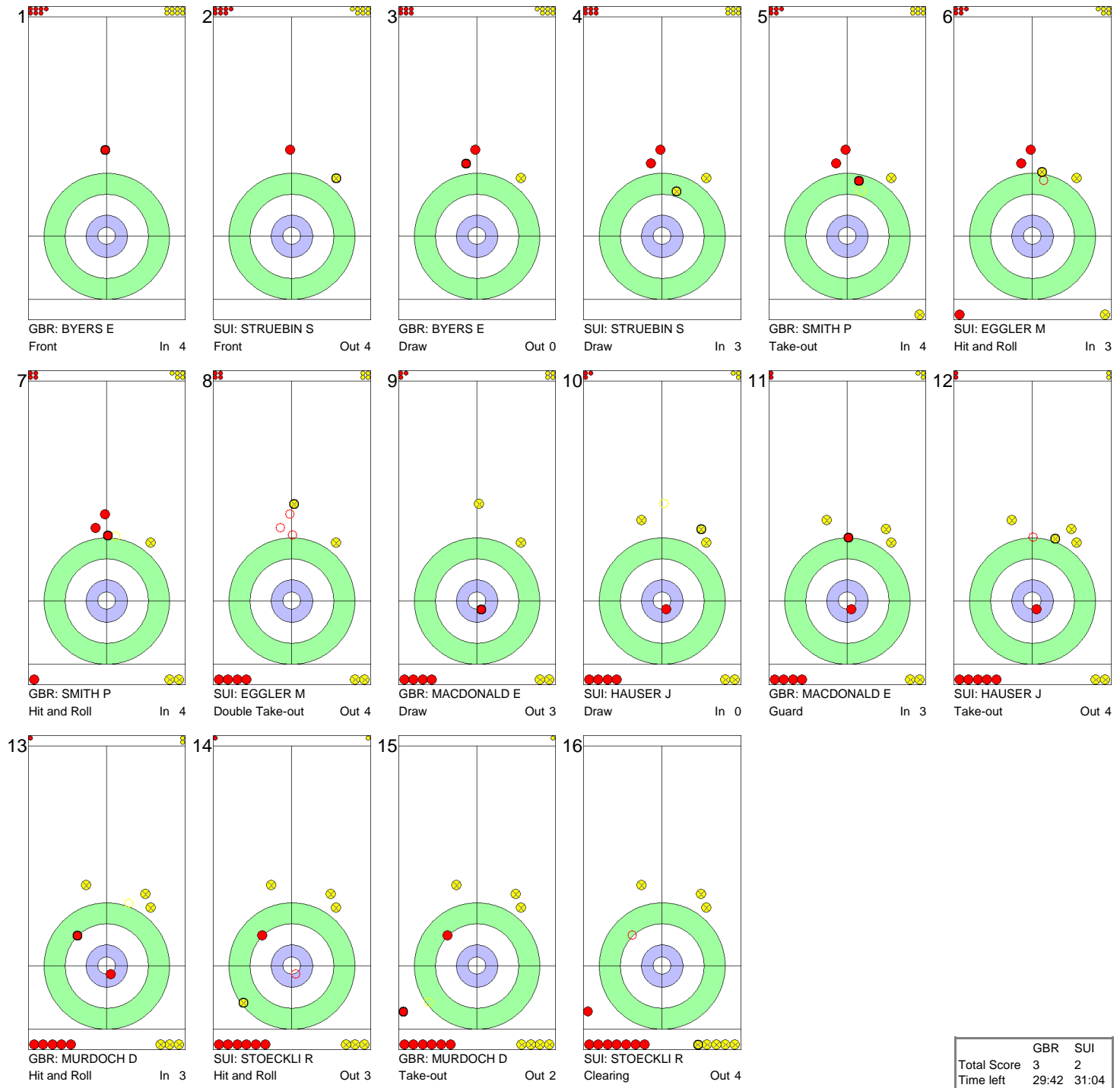
	GBR	SUI
Total Score	3	2
Time left	36:34	37:11



GAME - SHOT BY SHOT / DÉROULEMENT DE LA PARTIE

THU 18 FEB 2010 / JEU 18 FÉV 2010 START TIME / DÉBUT 9:00



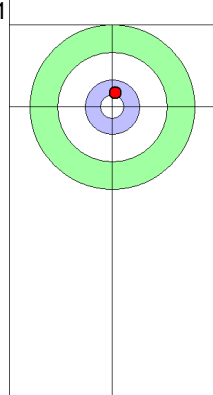
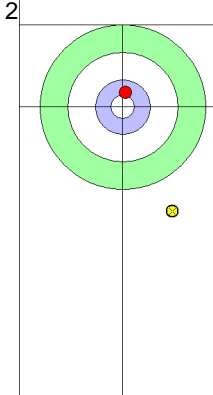
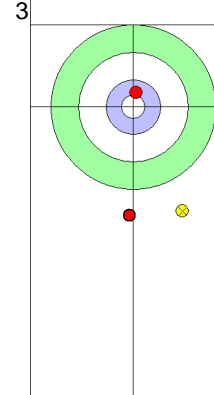
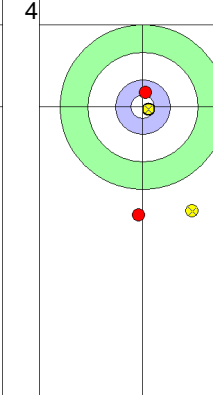
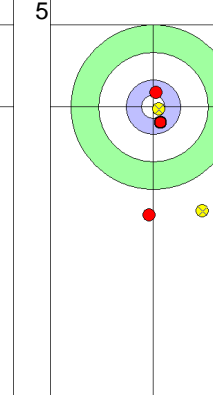
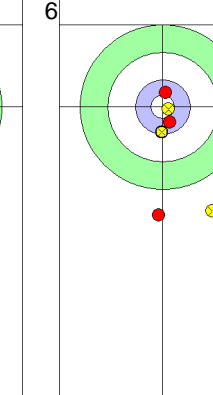
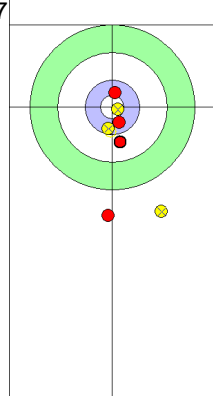
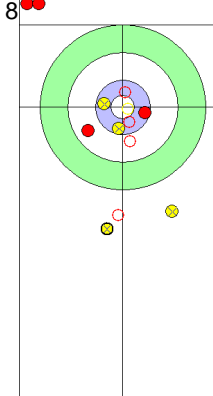
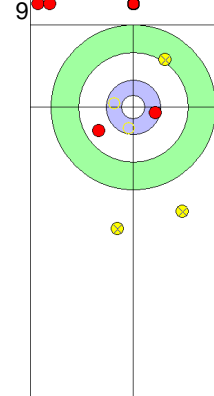
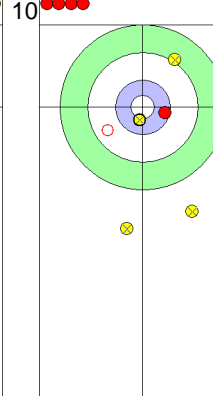
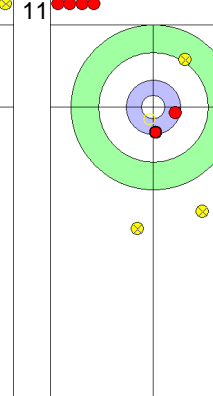
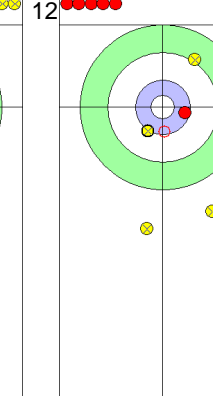
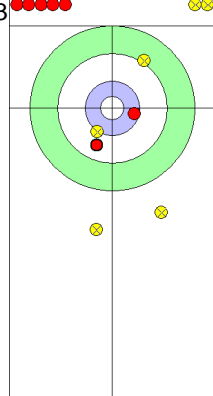
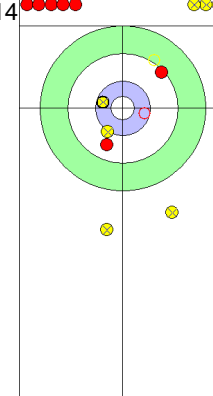
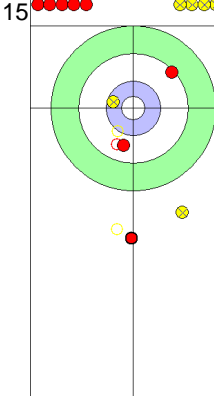
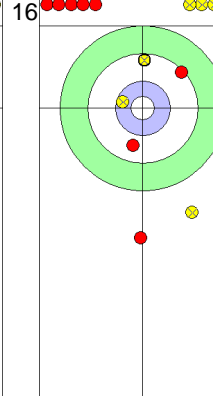
**GBR - Great Britain** 3 + 0 **SUI - Switzerland** 2 + 0 **End 7**





GAME - SHOT BY SHOT / DÉROULEMENT DE LA PARTIE

THU 18 FEB 2010 / JEU 18 FÉV 2010 START TIME / DÉBUT 9:00

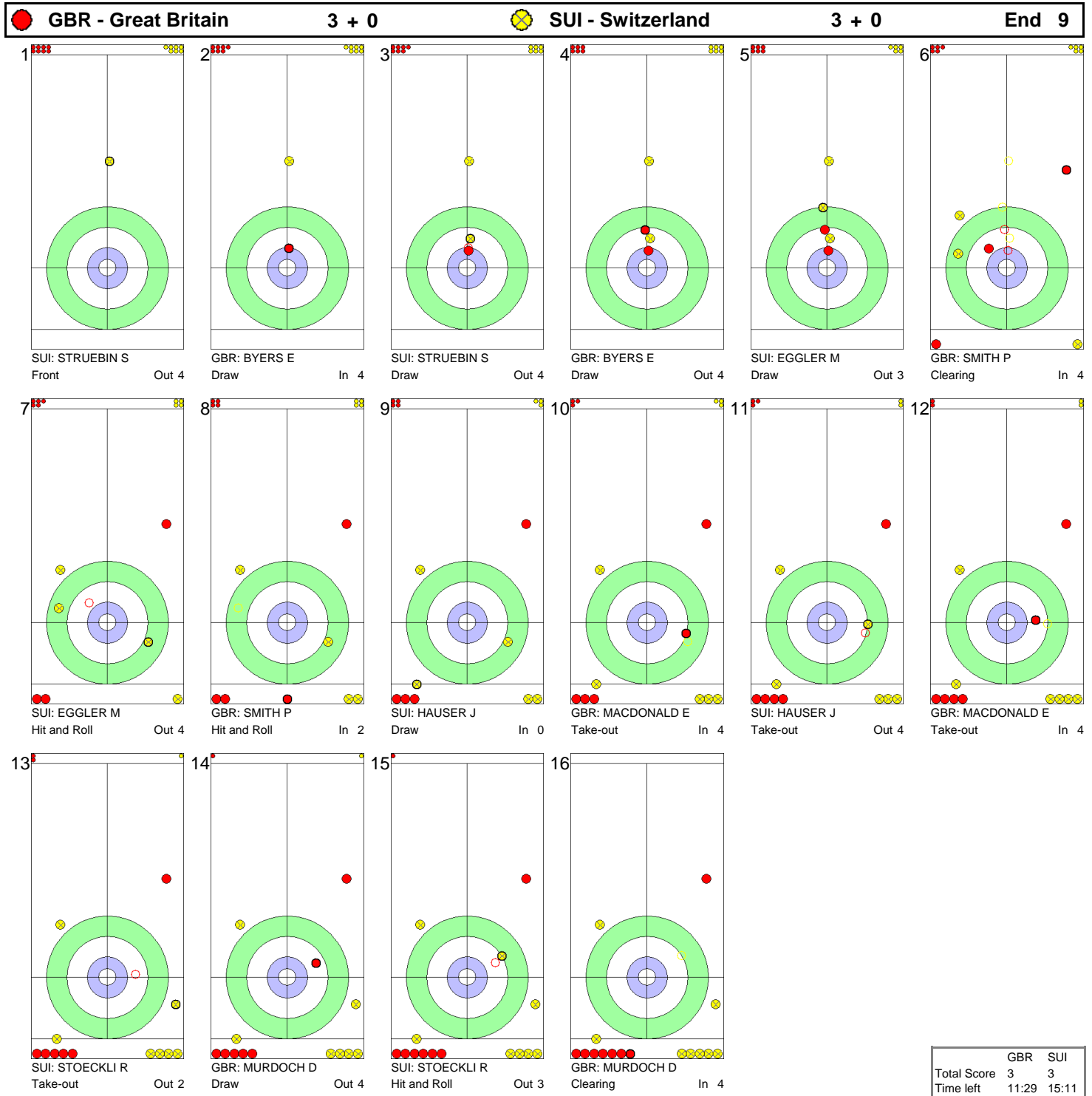
 <b>GBR - Great Britain</b>		<b>3 + 0</b>		 <b>SUI - Switzerland</b>		<b>2 + 1</b>		<b>End 8</b>			
1		2		3		4		5		6	
7		8		9		10		11		12	
13		14		15		16					
GBR: BYERS E Draw In 3		SUI: STRUEBIN S Front In 4		GBR: BYERS E Guard In 3		SUI: STRUEBIN S Draw Out 4		GBR: SMITH P Draw Out 4		SUI: EGGLER M Draw Out 4	
GBR: SMITH P Draw Out 4		SUI: EGGLER M Promotion Take-out Out 4		GBR: MACDONALD E Double Take-out Out 2		SUI: HAUSER J Hit and Roll In 4		GBR: MACDONALD E Take-out Out 4		SUI: HAUSER J Hit and Roll Out 4	
GBR: MURDOCH D Draw Time-out Out 2		SUI: STOECKLI R Hit and Roll Out 4		GBR: MURDOCH D Double Take-out In 2		SUI: STOECKLI R Draw Out 0					

	GBR	SUI
Total Score	3	3
Time left	18:39	21:45



GAME - SHOT BY SHOT / DÉROULEMENT DE LA PARTIE

THU 18 FEB 2010 / JEU 18 FÉV 2010 START TIME / DÉBUT 9:00



	GBR	SUI
Total Score	3	3
Time left	11:29	15:11



GAME - SHOT BY SHOT / DÉROULEMENT DE LA PARTIE

THU 18 FEB 2010 / JEU 18 FÉV 2010 START TIME / DÉBUT 9:00

**GBR - Great Britain** 3 + 0 **SUI - Switzerland** 3 + 1 **End 10**



**NOTES**  
Points:  
4 = 100%  
3 = 75%  
2 = 50%  
1 = 25%  
0 = 0%  
X = not considered  
  
Handle:  
In Clockwise  
Out Counter-clockwise

	GBR	SUI
Total Score	3	4
Time left	02:44	01:23



## SESSION RESULTS AND STANDINGS RÉSULTATS DE LA SESSION ET CLASSEMENT

WED 17 FEB 2010 / MER 17 FÉV 2010 START TIME / DÉBUT 14:00

Sheet	Round	Team	LSFE	1	2	3	4	5	6	7	8	9	10	Extra	Ends	Total
A	2	GBR - Great Britain	*	1	2	1	0	2	0	0	1	2	X			9
	2	FRA - France		0	0	0	2	0	1	1	0	0	X			4
B	3	USA - United States of America		0	0	0	2	1	1	1	1	0	0	0		6
	2	SUI - Switzerland	*	2	1	1	0	0	0	0	0	1	1	1		7
C	2	DEN - Denmark	*	0	1	0	0	0	0	0	X	X	X			1
	2	CHN - People's Republic of China		1	0	3	2	1	0	1	X	X	X			8
D	3	GER - Germany	*	1	0	0	1	1	0	0	0	0	0			3
	2	SWE - Sweden		0	0	2	0	0	1	0	1	0	2			6

### Standings After Round Robin Session 3

Rank	Team	Games	Wins	Losses
1	CAN - Canada	2	2	0
1	SUI - Switzerland	2	2	0
1	SWE - Sweden	2	2	0
4	CHN - People's Republic of China	2	1	1
4	FRA - France	2	1	1
4	GBR - Great Britain	2	1	1
4	NOR - Norway	2	1	1
8	GER - Germany	3	1	2
9	DEN - Denmark	2	0	2
10	USA - United States of America	3	0	3

#### LEGEND

LSFE (\*) Last stone first end

X Unplayed/unfinished end due to concession



## SESSION REVIEW / SYNTHÈSE DE LA SESSION

WED 17 FEB 2010 / MER 17 FÉV 2010 START TIME / DÉBUT 14:00

### Men: Session 3 - GBR 9-4 FRA, SUI 7-6 USA, CHN 8-1 DEN, SWE 6-3 GER

VANCOUVER, Feb 17 - Sweden and Switzerland improved to 2-0 to join Canada at the top of the table in the Men's Curling tournament at the Vancouver Olympic Centre on Wednesday.

Sweden, the 2009 European champions and the youngest team in the Men's draw, met Germany's veteran side on Sheet D. The back-and-forth game went to the seventh end and tied 3-3.

Sweden stole one in the eighth and carried that 4-3 lead into the 10th. Germany, with the hammer, searched in vain for an opportunity for a deuce, as the Swedes kept the house filled with their yellow rocks.

Skip Andy KAPP (GER) could not even manage a single. Swedish skip Niklas EDIN (SWE) played a brilliant freeze onto the button with his last stone. KAPP could not force it out and Sweden claimed a 6-3 victory.

Germany's record is now 1-2.

On Sheet A, David MURDOCH's (GBR) 2009 World Championship rink flexed its Curling muscles by beating France 9-4.

Great Britain moved out to a 4-0 lead after three ends, largely on the strength of a second-end steal of two, and led 6-2 at the break.

France pulled to within two in the seventh, when MURDOCH, with the hammer, could only remove one of two French counters with his final stone, giving France a steal of one.

Great Britain went into the ninth leading 7-4 with the hammer, and MURDOCH made a big double takeout with his first skip stone to spoil French hopes of a comeback. The game was conceded before he threw his last stone.

Great Britain and France each now stands at 1-1.

On Sheet C, China made short work of Denmark, earning a concession after seven ends. The final score was 8-1.

Denmark was unimpressive from the start. In the first end, Danish fourth Johnny FREDERIKSEN (DEN) knocked out his own stone with the hammer, giving China an early 1-0 lead. Denmark picked up one point in the second, but thereafter it was all China.

The tournament rookies took over with a draw for three in the third end, and steals of one and two in the fourth and fifth. They led 7-1 at the break.

Denmark had the hammer in the sixth. Trying to remove two Chinese counters, FREDERIKSEN missed, leaving one behind for another Chinese steal, after which Denmark conceded.

Denmark is now 0-2. China is 1-1.

The United States-Switzerland contest on Sheet B was defined by miscues by both rinks' fourths.

Switzerland moved to a 4-0 lead after three, mostly due to the poor form of USA skip John SHUSTER (USA). His failed last-stone draw in the second gave the Swiss a steal of one, and his takeout attempt in the third rolled out after contact to give the Swiss another steal of one.



The USA rink mounted a comeback as SHUSTER steadied and Swiss fourth Ralph STOECKLI (SUI) began to falter. The USA took a deuce in the fourth end with the hammer and then benefited from three consecutive steals of one to move ahead 5-4 after seven. The USA stole yet another in the eighth after Swiss skip Markus EGGLER (SUI), who throws second, seemed to misjudge which of two stones in the four-foot, a USA red or a Swiss yellow, was shot stone before the Swiss threw the end's last rock.

The teams went into the 10th with USA leading 6-5. SHUSTER had a draw for the win, but his shooter had centimetres less of the four-foot than a Swiss rock, resulting in a Swiss steal and a 6-6 tie.

The USA had the hammer in the 11th end, but Switzerland applied the pressure. With his last stone, STOECKLI played a fine takeout, leaving his shooter as shot stone at the top four. SHUSTER tried to remove it with a raise. He did, but his shooter had too much weight and another Swiss rock turned out to be shot stone. The steal of one gave Switzerland a 7-6 win.

The USA is now 0-3.





## GAME RESULTS / RÉSULTATS DE LA PARTIE

WED 17 FEB 2010 / MER 17 FÉV 2010 START TIME / DÉBUT 14:00

Sheet	Round	Team	LSFE	1	2	3	4	5	6	7	8	9	10	Extra	Ends	Total
A	2	GBR - Great Britain	*	1	2	1	0	2	0	0	1	2	X			9
	2	FRA - France		0	0	0	2	0	1	1	0	0	X			4

GBR - Great Britain		Game	All
4 S	MURDOCH David	83 %	74 %
3	MACDONALD Ewan	82 %	76 %
2	SMITH Pete	85 %	75 %
1	BYERS Euan	85 %	89 %
A	CONNAL Graeme	- %	- %
Team Total		84 %	78 %

FRA - France		Game	All
4 S	DUFOUR Thomas	64 %	74 %
3	ANGIBOUST Tony	83 %	77 %
2	DUCROZ Jan Henri	75 %	82 %
1	DUCROZ Richard	88 %	82 %
A	MATHIEU Raphael	- %	- %
Team Total		77 %	78 %

Time remaining: 11 minutes 40 seconds

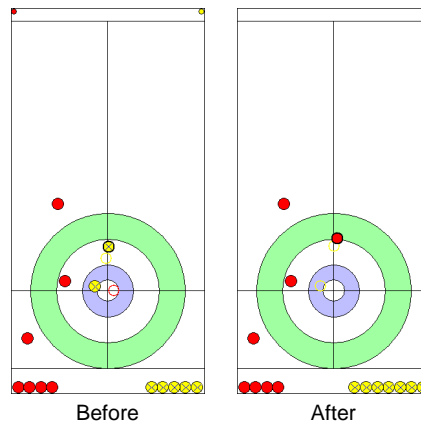
Last Stone Draw: 48.0 cm

Time remaining: 6 minutes 52 seconds

Last Stone Draw: 49.9 cm

### Most Important Shot:

British Skip MURDOCH D made a Double Take-out to lie two, forcing France to attempt a Draw to the 8 foot, which came short of the house. Great Britain stole two points and won the game.



End: 9  
Team: GBR  
Player: MURDOCH D  
Stone: Fourth, 2nd stone  
Task: Double Take-out  
Handle: In-turn  
Points: 100%

● : GBR  
● : FRA

### NOTES

Team position and functions are attached to each team member's name as follows:  
4 = Fourth, 3 = Third, 2 = Second, 1 = Lead, A = Alternate, S = Skip

### LEGEND

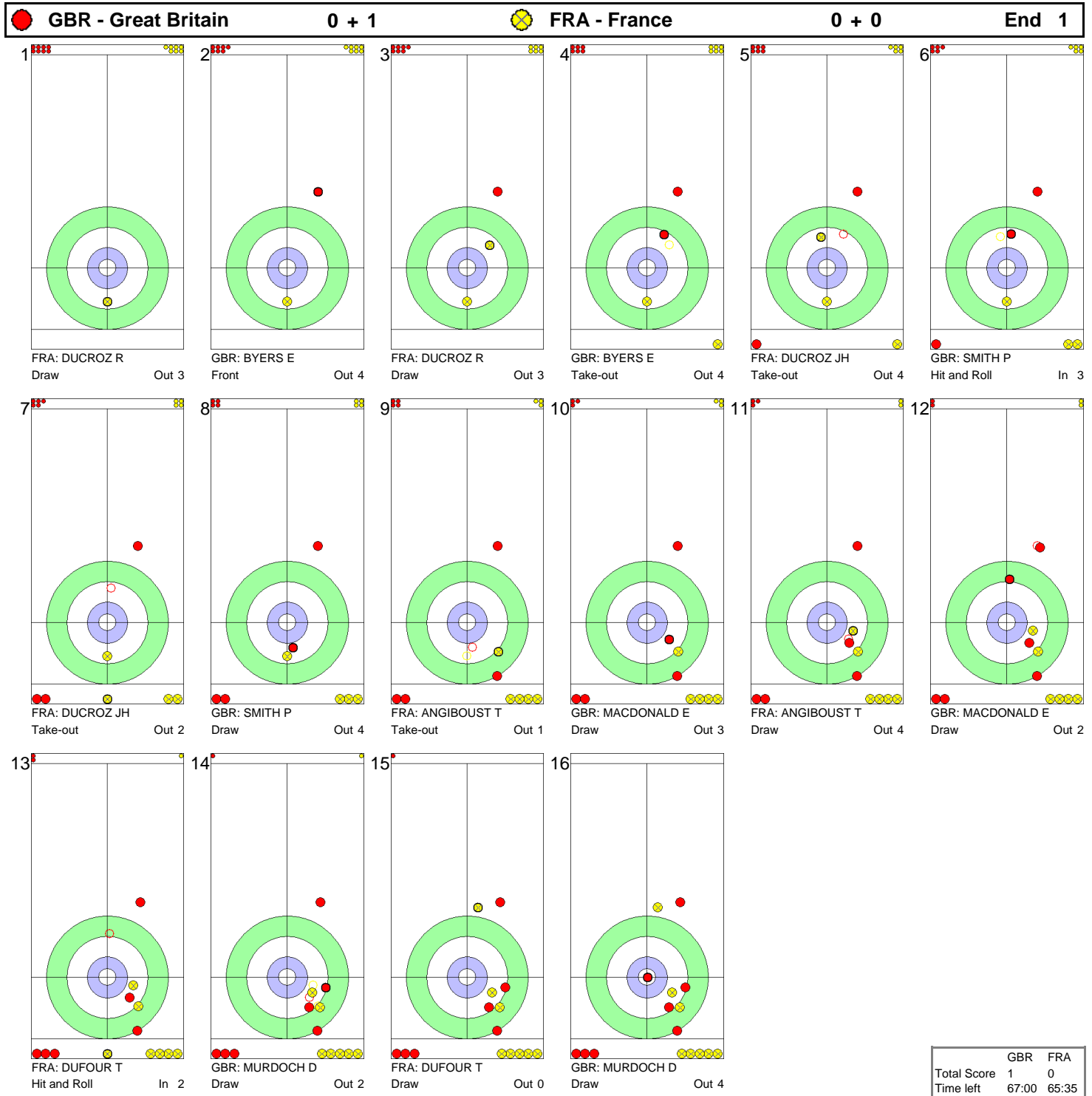
LSFE (\*) Last stone first end

X Unplayed/unfinished end due to concession



GAME - SHOT BY SHOT / DÉROULEMENT DE LA PARTIE

WED 17 FEB 2010 / MER 17 FÉV 2010 START TIME / DÉBUT 14:00

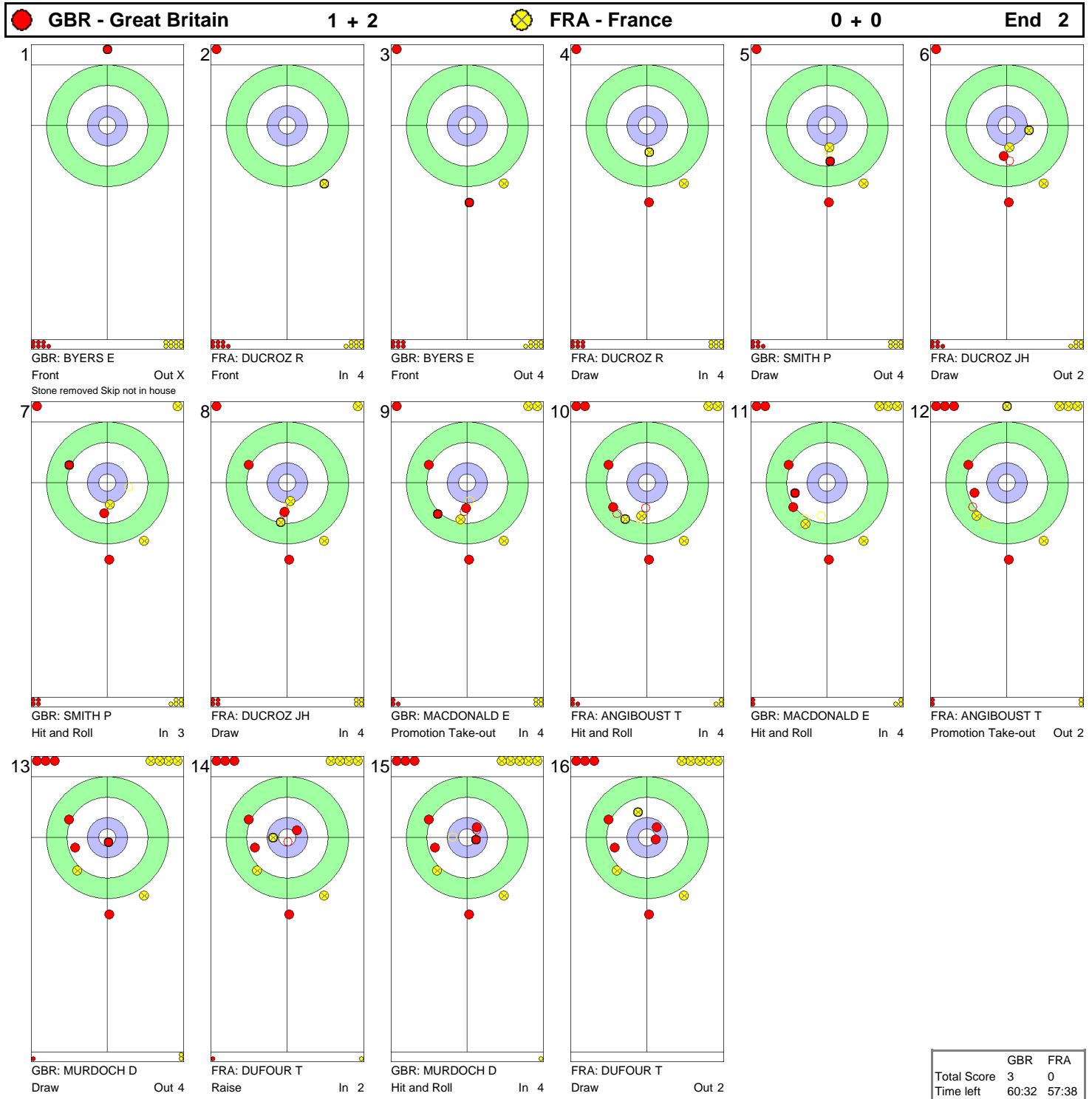


	GBR	FRA
Total Score	1	0
Time left	67:00	65:35



## GAME - SHOT BY SHOT / DÉROULEMENT DE LA PARTIE

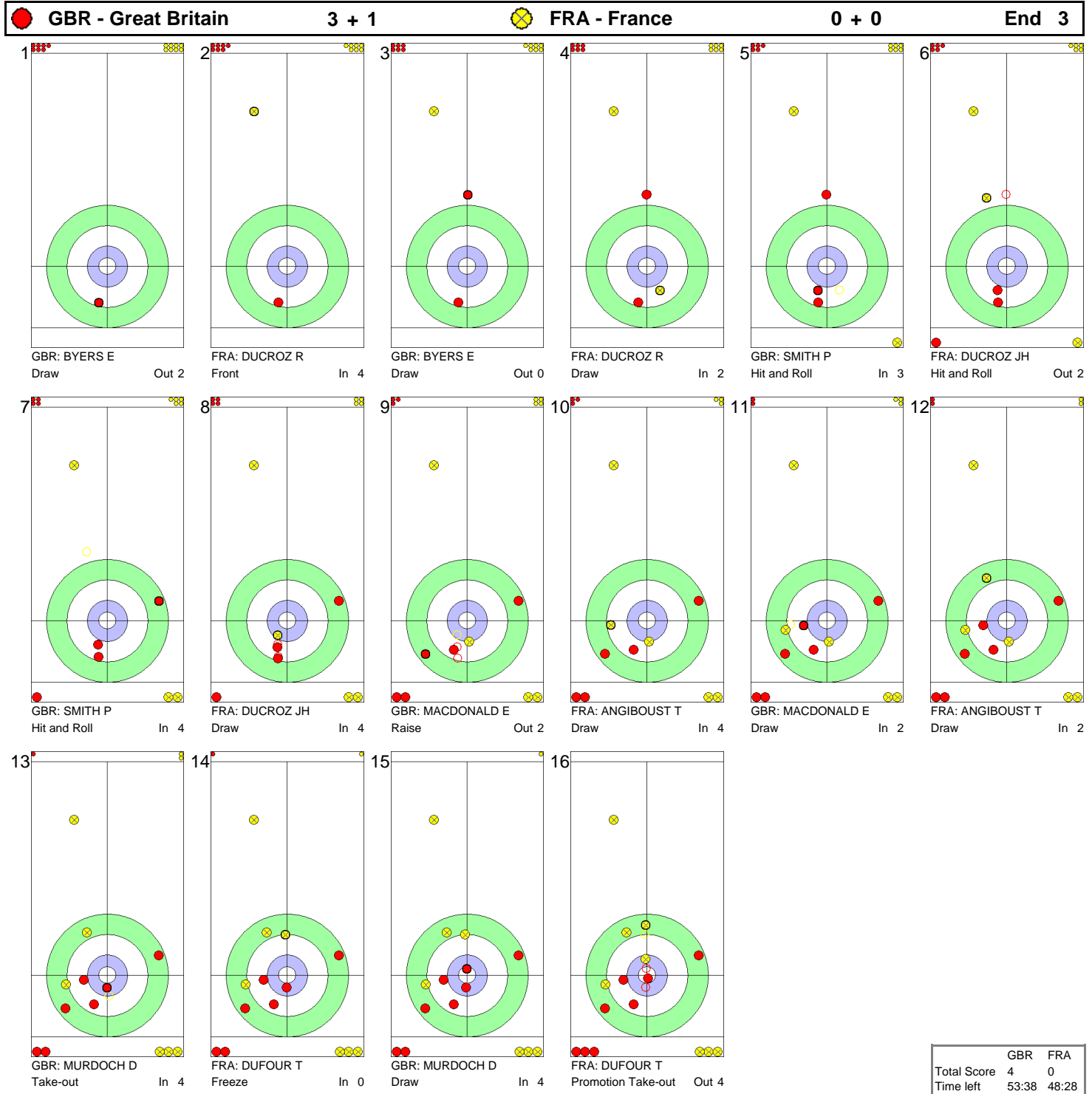
WED 17 FEB 2010 / MER 17 FÉV 2010 START TIME / DÉBUT 14:00





GAME - SHOT BY SHOT / DÉROULEMENT DE LA PARTIE

WED 17 FEB 2010 / MER 17 FÉV 2010 START TIME / DÉBUT 14:00



	GBR	FRA
Total Score	4	0
Time left	53:38	48:28



GAME - SHOT BY SHOT / DÉROULEMENT DE LA PARTIE

WED 17 FEB 2010 / MER 17 FÉV 2010 START TIME / DÉBUT 14:00

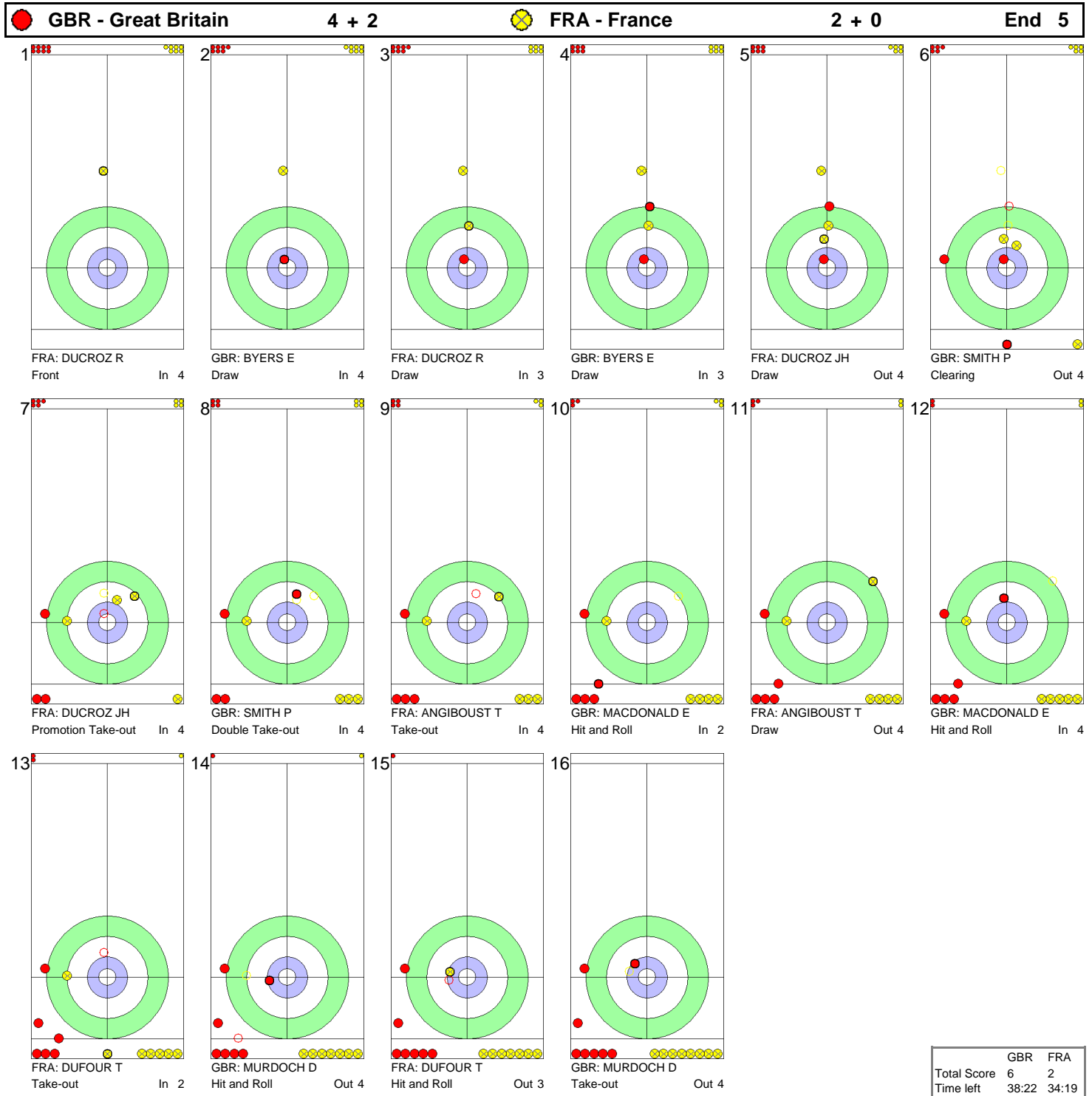
● GBR - Great Britain		4 + 0	● FRA - France	0 + 2	End 4
1					
2					
3					
4					
5					
6					
7					
8					
9					
10					
11					
12					
13					
14					
15					
16					

	GBR	FRA
Total Score	4	2
Time left	44:41	40:34



GAME - SHOT BY SHOT / DÉROULEMENT DE LA PARTIE

WED 17 FEB 2010 / MER 17 FÉV 2010 START TIME / DÉBUT 14:00

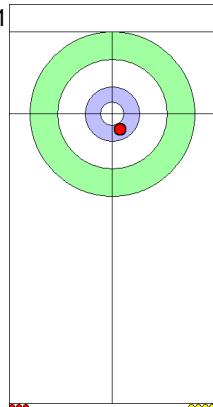
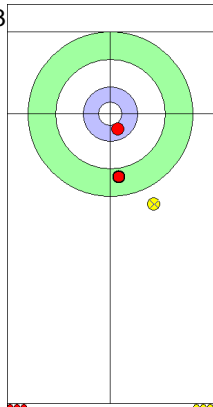
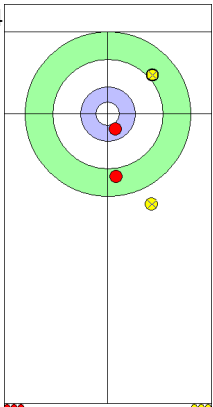
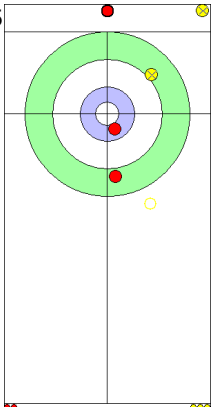
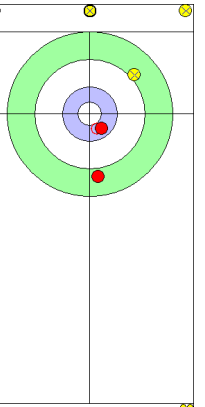
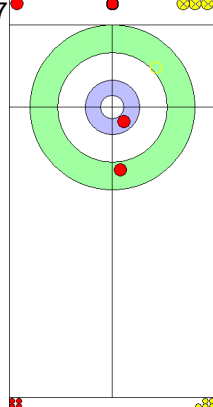
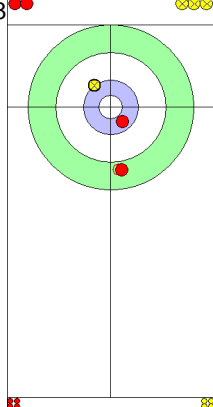
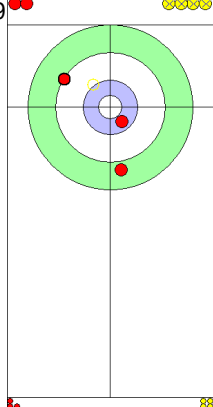
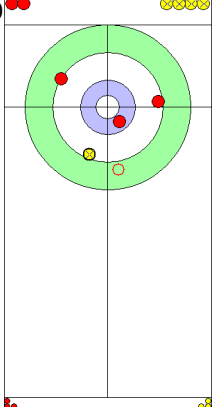
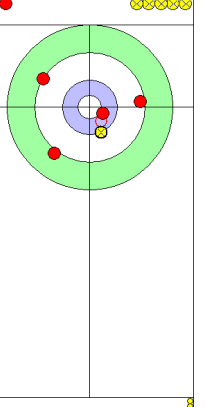
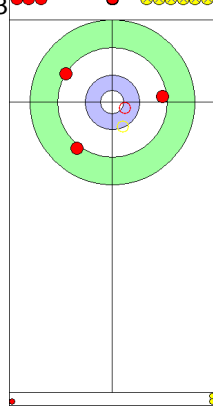
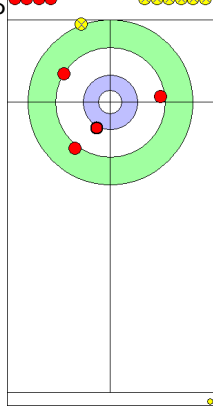
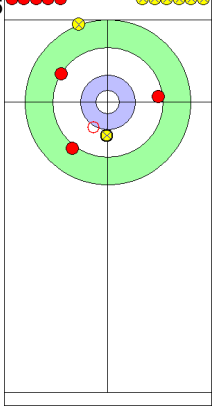


	GBR	FRA
Total Score	6	2
Time left	38:22	34:19



## GAME - SHOT BY SHOT / DÉROULEMENT DE LA PARTIE

WED 17 FEB 2010 / MER 17 FÉV 2010 START TIME / DÉBUT 14:00

● GBR - Great Britain		6 + 0		● FRA - France		2 + 1		End 6			
1		2		3		4		5		6	
7		8		9		10		11		12	
13		14		15		16					

	GBR	FRA
Total Score	6	3
Time left	31:28	28:27



GAME - SHOT BY SHOT / DÉROULEMENT DE LA PARTIE

WED 17 FEB 2010 / MER 17 FÉV 2010 START TIME / DÉBUT 14:00

**GBR - Great Britain 6 + 0**      **FRA - France 3 + 1**      **End 7**



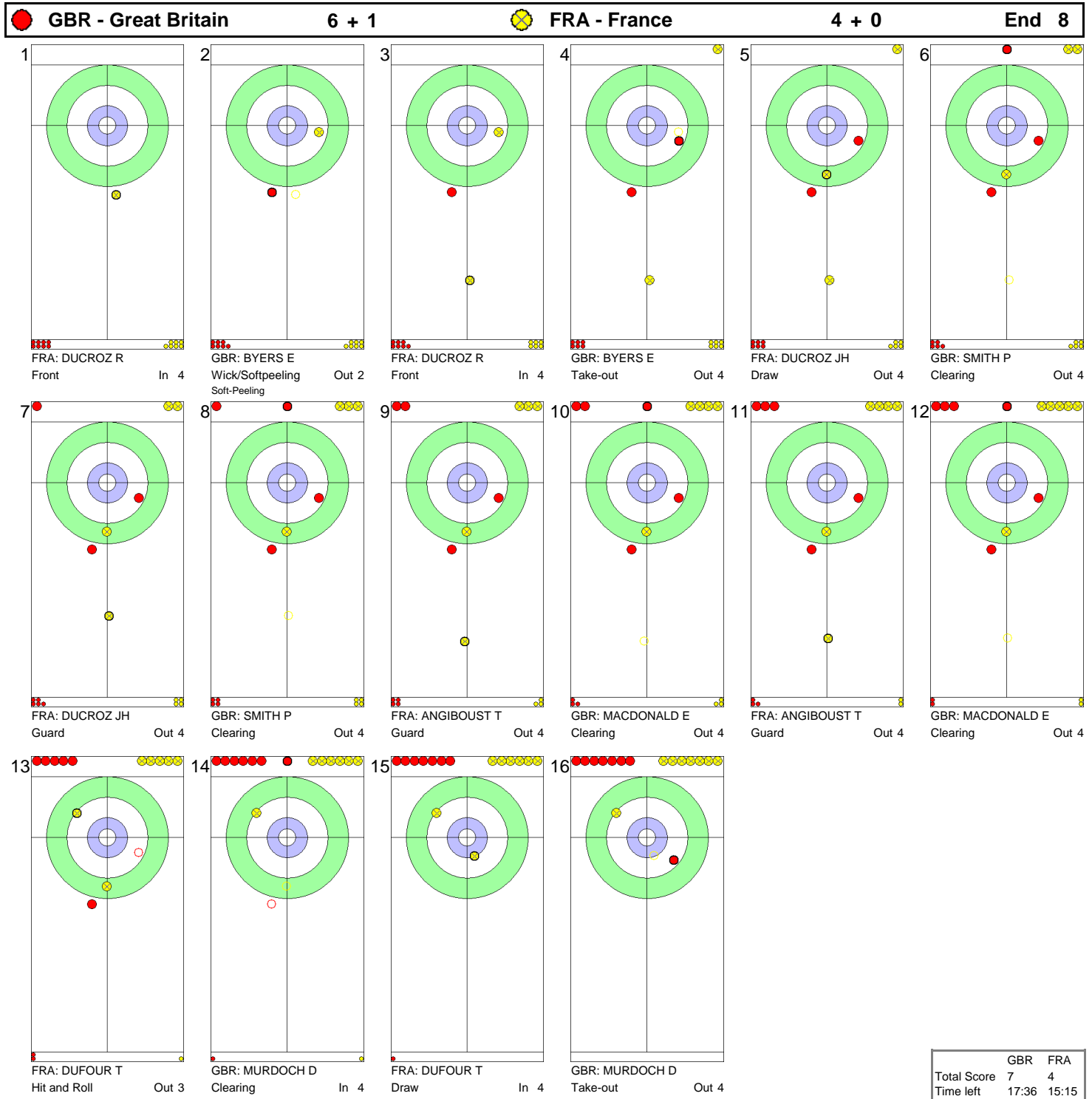
	GBR	FRA
Total Score	6	4
Time left	24:29	21:28





GAME - SHOT BY SHOT / DÉROULEMENT DE LA PARTIE

WED 17 FEB 2010 / MER 17 FÉV 2010 START TIME / DÉBUT 14:00



	GBR	FRA
Total Score	7	4
Time left	17:36	15:15



GAME - SHOT BY SHOT / DÉROULEMENT DE LA PARTIE

WED 17 FEB 2010 / MER 17 FÉV 2010 START TIME / DÉBUT 14:00

**GBR - Great Britain** 7 + 2 **FRA - France** 4 + 0 **End 9**



**NOTES**  
Points:  
4 = 100%  
3 = 75%  
2 = 50%  
1 = 25%  
0 = 0%  
X = not considered  
Handle:  
In Clockwise  
Out Counter-clockwise

	GBR	FRA
Total Score	9	4
Time left	11:40	06:52



## GAME RESULTS / RÉSULTATS DE LA PARTIE

WED 17 FEB 2010 / MER 17 FÉV 2010 START TIME / DÉBUT 14:00

Sheet	Round	Team	LSFE	1	2	3	4	5	6	7	8	9	10	Extra	Ends	Total
B	3	USA - United States of America		0	0	0	2	1	1	1	1	0	0	0		6
	2	SUI - Switzerland	*	2	1	1	0	0	0	0	0	1	1	1		7

USA - United States of America		Game	All
4 S	SHUSTER John	67 %	70 %
3	SMITH Jason	74 %	77 %
2	ISAACSON Jeff	73 %	72 %
1	BENTON John	85 %	82 %
A	PLYS Chris	- %	- %
Team Total		75 %	75 %

SUI - Switzerland		Game	All
4	STOECKLI Ralph	72 %	78 %
3	HAUSER Jan	74 %	78 %
2 S	EGGLER Markus	74 %	77 %
1	STRUEBIN Simon	75 %	82 %
A	MUELLER Toni	- %	- %
Team Total		74 %	79 %

Time remaining: 1 minute 54 seconds  
3 minutes 0 seconds (after extra end)

Last Stone Draw: 43.1 cm

Time-out: end 8, USA-8; end 11, USA-7

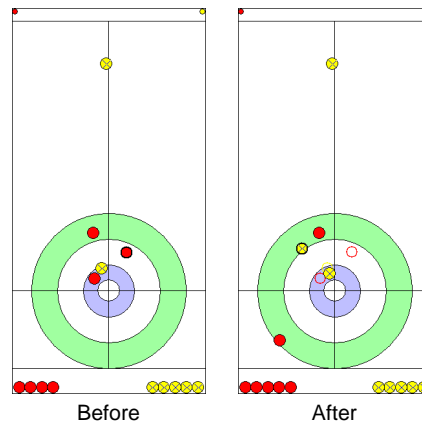
Time remaining: 0 minutes 0 seconds  
1 minute 0 seconds (after extra end)

Last Stone Draw: 25.2 cm

Time-out: end 8, SUI-8; end 10, SUI-8; end 11, SUI-8

### Most Important Shot:

Swiss Skip STOECKLI R delivers a Hit and Roll to push U.S. shot stone off the four foot and leave the Swiss counting stone buried. U.S. Skip SHUSTER J was unable to make a Promotion Take-out on shot stone.



End: 11  
Team: SUI  
Player: STOECKLI R  
Stone: Fourth, 2nd stone  
Task: Wick/Softpeeling  
Handle: In-turn  
Points: 100%

● : USA  
● : SUI

### NOTES

Team position and functions are attached to each team member's name as follows:  
4 = Fourth, 3 = Third, 2 = Second, 1 = Lead, A = Alternate, S = Skip

### LEGEND

LSFE (\*) Last stone first end



GAME - SHOT BY SHOT / DÉROULEMENT DE LA PARTIE

WED 17 FEB 2010 / MER 17 FÉV 2010 START TIME / DÉBUT 14:00

**USA - United States** 0 + 0 **SUI - Switzerland** 0 + 2 **End 1**



	USA	SUI
Total Score	0	2
Time left	66:59	66:31



GAME - SHOT BY SHOT / DÉROULEMENT DE LA PARTIE

WED 17 FEB 2010 / MER 17 FÉV 2010 START TIME / DÉBUT 14:00

**USA - United States** 0 + 0 **SUI - Switzerland** 2 + 1 **End 2**



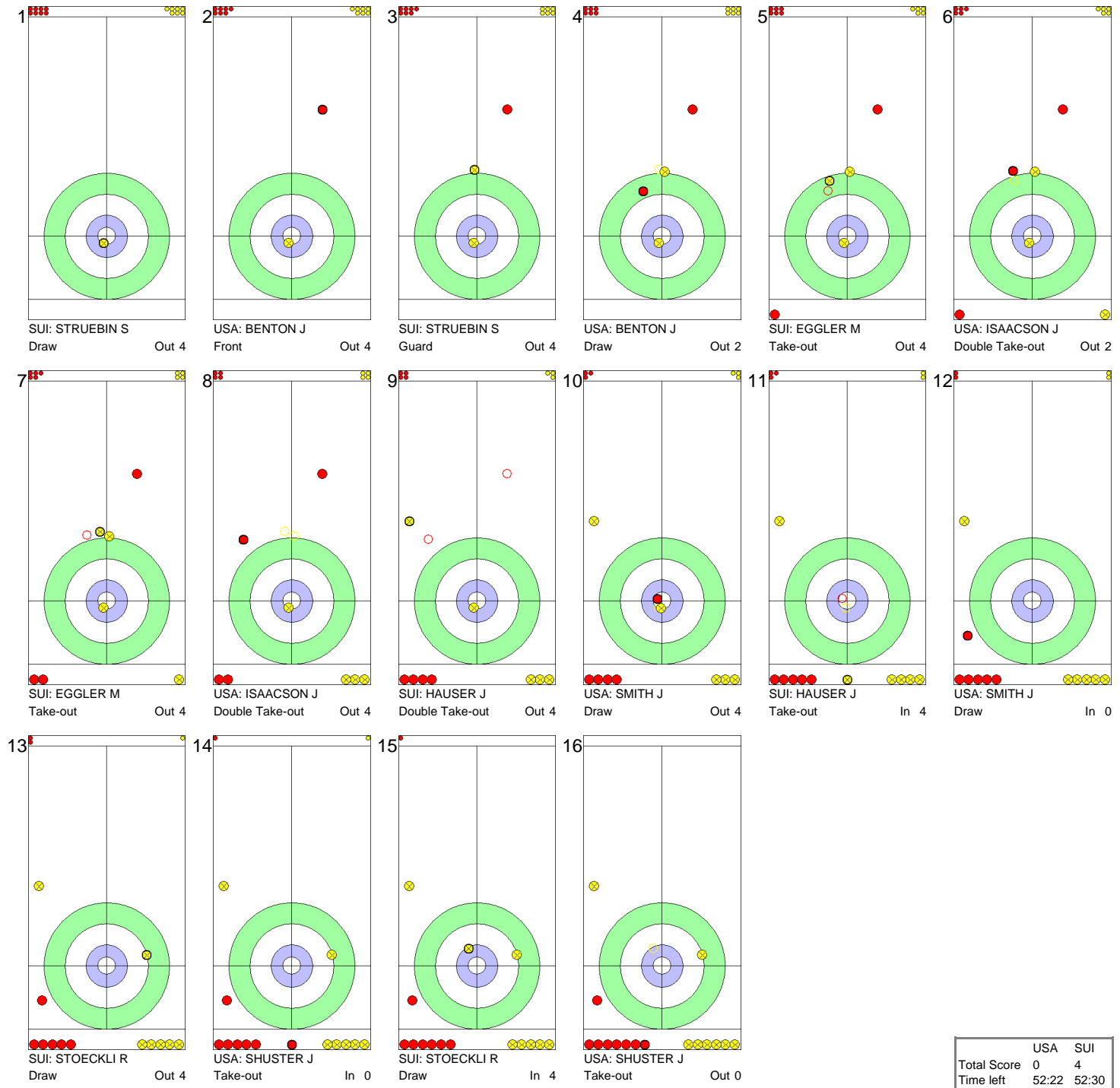
	USA	SUI
Total Score	0	3
Time left	58:17	58:33



GAME - SHOT BY SHOT / DÉROULEMENT DE LA PARTIE

WED 17 FEB 2010 / MER 17 FÉV 2010 START TIME / DÉBUT 14:00

**USA - United States 0 + 0**      **SUI - Switzerland 3 + 1**      **End 3**



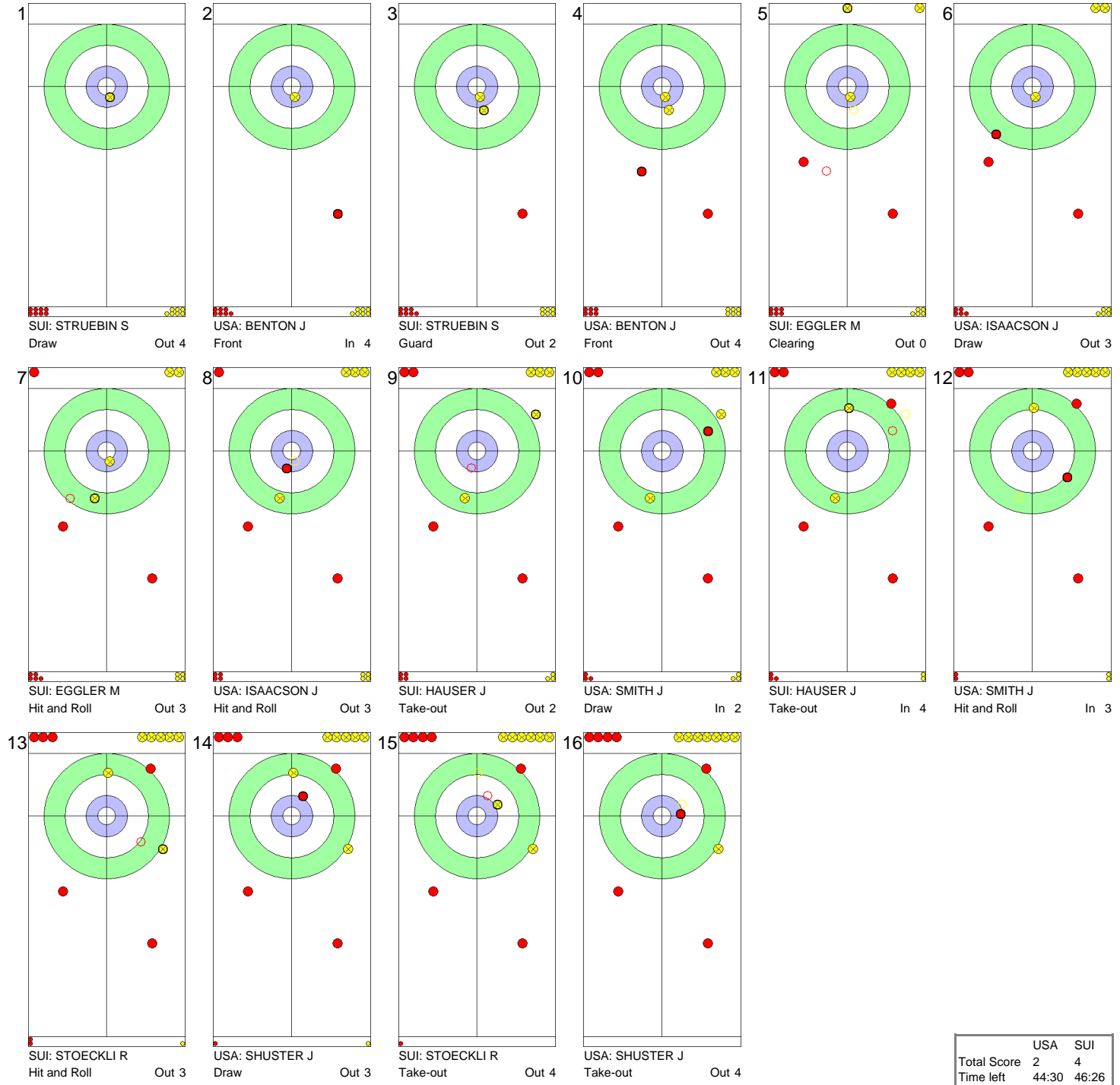
	USA	SUI
Total Score	0	4
Time left	52:22	52:30



GAME - SHOT BY SHOT / DÉROULEMENT DE LA PARTIE

WED 17 FEB 2010 / MER 17 FÉV 2010 START TIME / DÉBUT 14:00

**USA - United States 0 + 2**      **SUI - Switzerland 4 + 0**      **End 4**

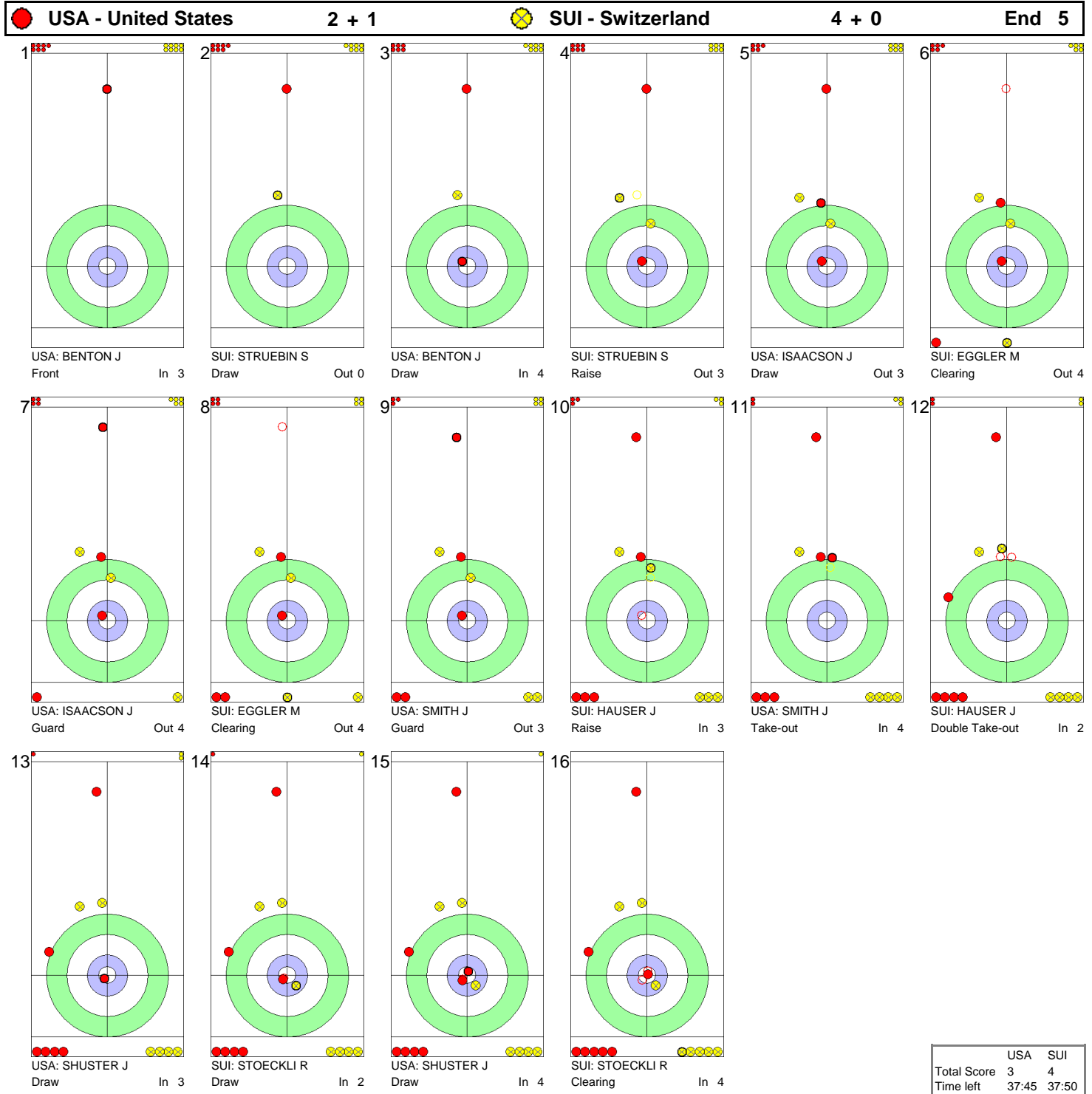


	USA	SUI
Total Score	2	4
Time left	44:30	46:26



GAME - SHOT BY SHOT / DÉROULEMENT DE LA PARTIE

WED 17 FEB 2010 / MER 17 FÉV 2010 START TIME / DÉBUT 14:00



	USA	SUI
Total Score	3	4
Time left	37:45	37:50





GAME - SHOT BY SHOT / DÉROULEMENT DE LA PARTIE

WED 17 FEB 2010 / MER 17 FÉV 2010 START TIME / DÉBUT 14:00

USA - United States		3 + 1		SUI - Switzerland		4 + 0		End 6	
1									
2									
3									
4									
5									
6									
7									
8									
9									
10									
11									
12									
13									
14									
15									
16									

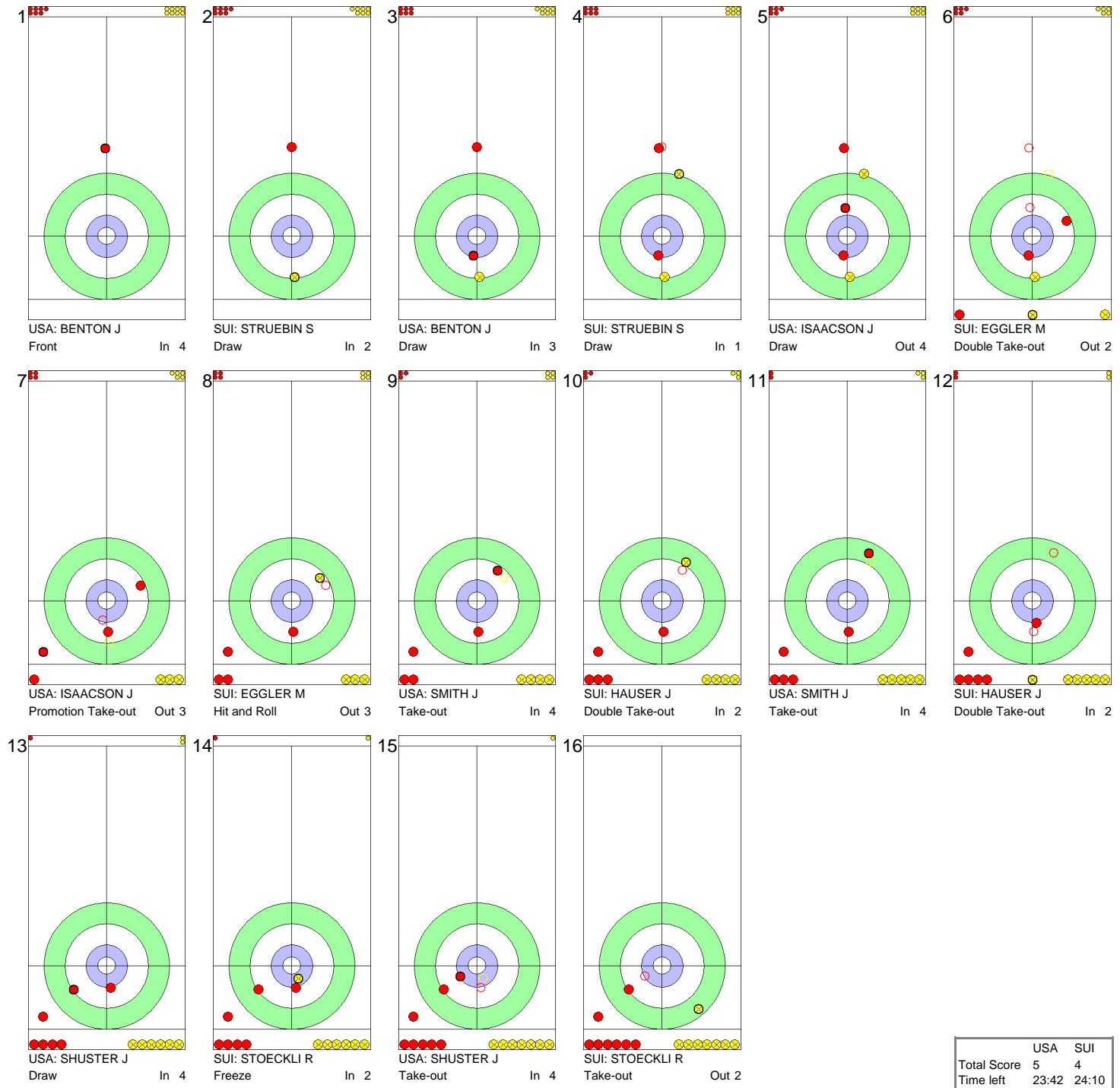
	USA	SUI
Total Score	4	4
Time left	31:08	31:15



GAME - SHOT BY SHOT / DÉROULEMENT DE LA PARTIE

WED 17 FEB 2010 / MER 17 FÉV 2010 START TIME / DÉBUT 14:00

**USA - United States** 4 + 1 **SUI - Switzerland** 4 + 0 **End 7**



	USA	SUI
Total Score	5	4
Time left	23:42	24:10



GAME - SHOT BY SHOT / DÉROULEMENT DE LA PARTIE

WED 17 FEB 2010 / MER 17 FÉV 2010 START TIME / DÉBUT 14:00

**USA - United States** 5 + 1 **SUI - Switzerland** 4 + 0 **End 8**

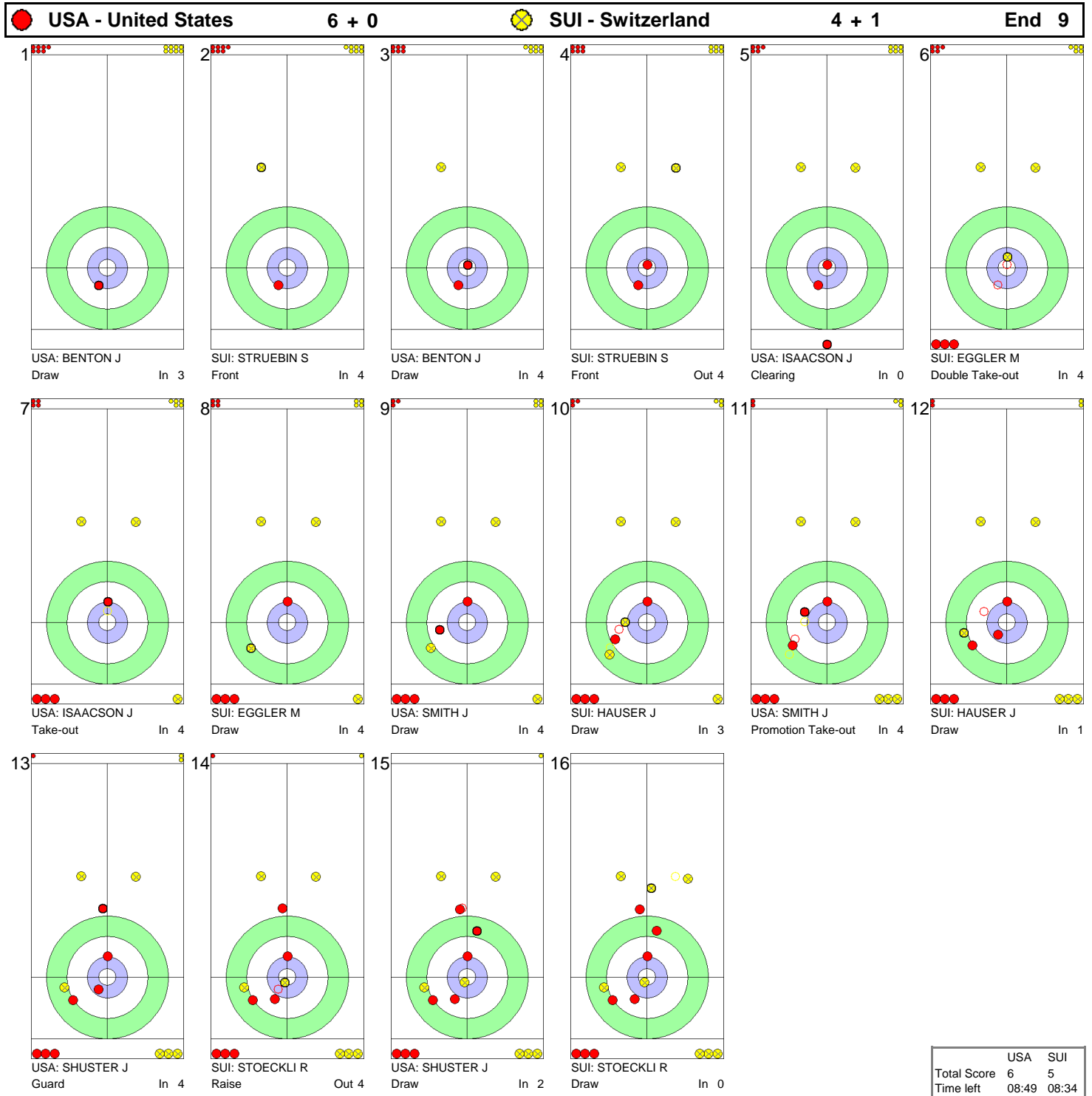


	USA	SUI
Total Score	6	4
Time left	15:54	17:11



## GAME - SHOT BY SHOT / DÉROULEMENT DE LA PARTIE

WED 17 FEB 2010 / MER 17 FÉV 2010 START TIME / DÉBUT 14:00

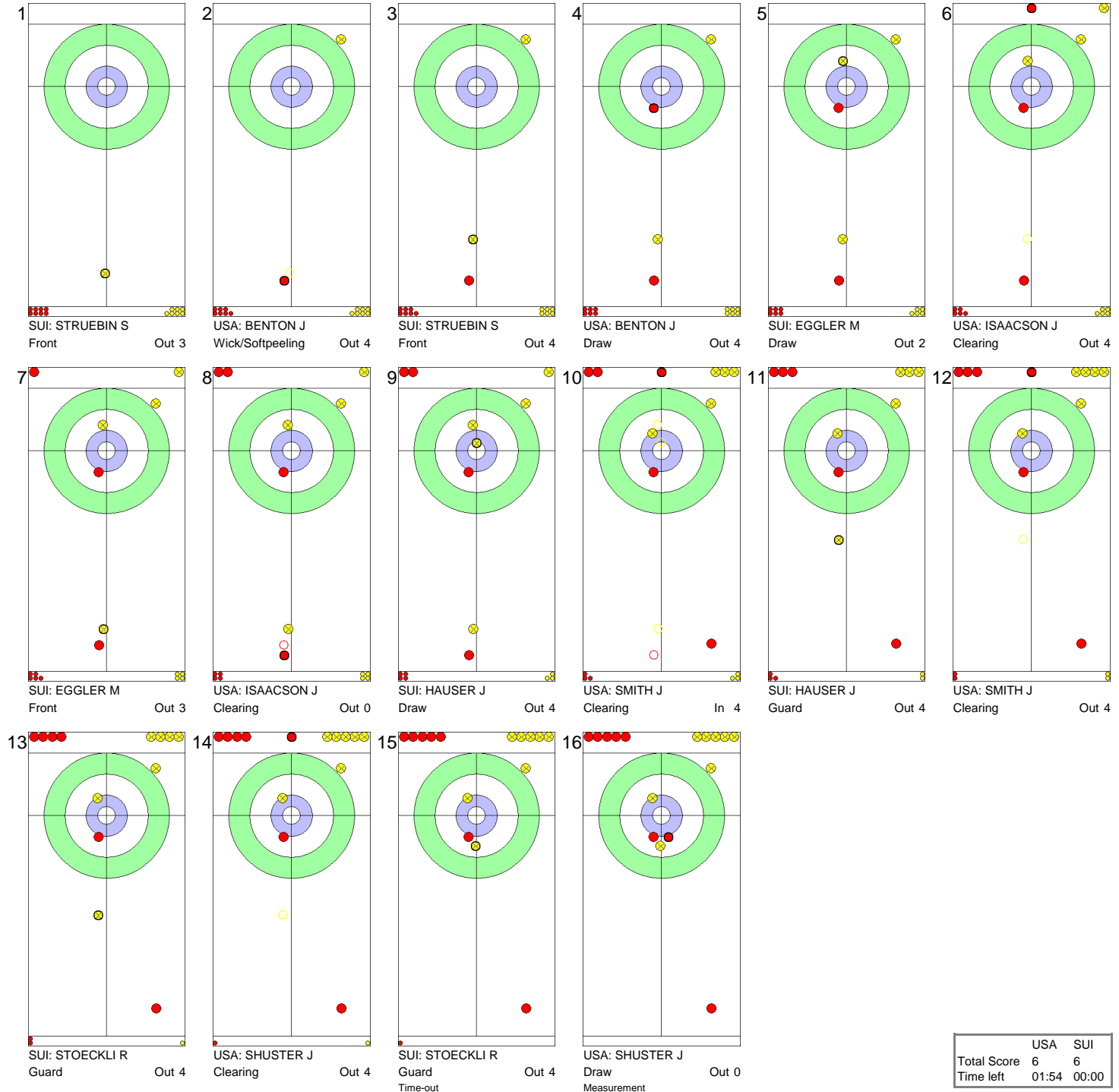




GAME - SHOT BY SHOT / DÉROULEMENT DE LA PARTIE

WED 17 FEB 2010 / MER 17 FÉV 2010 START TIME / DÉBUT 14:00

**USA - United States 6 + 0**      **SUI - Switzerland 5 + 1**      **End 10**



	USA	SUI
Total Score	6	6
Time left	01:54	00:00



GAME - SHOT BY SHOT / DÉROULEMENT DE LA PARTIE

WED 17 FEB 2010 / MER 17 FÉV 2010 START TIME / DÉBUT 14:00

**USA - United States 6 + 0**      **SUI - Switzerland 6 + 1**      **End 11**



**NOTES**  
Points:  
4 = 100%  
3 = 75%  
2 = 50%  
1 = 25%  
0 = 0%  
X = not considered  
Handle:  
In Clockwise  
Out Counter-clockwise

	USA	SUI
Total Score	6	7
Time left	03:00	01:00



## GAME RESULTS / RÉSULTATS DE LA PARTIE

WED 17 FEB 2010 / MER 17 FÉV 2010 START TIME / DÉBUT 14:00

Sheet	Round	Team	LSFE	1	2	3	4	5	6	7	8	9	10	Extra	Ends	Total
C	2	DEN - Denmark	*	0	1	0	0	0	0	0	X	X	X			1
	2	CHN - People's Republic of China		1	0	3	2	1	0	1	X	X	X			8

DEN - Denmark		Game	All
4	FREDERIKSEN Johnny	31 %	59 %
3 S	SCHMIDT Ulrik	57 %	74 %
2	JENSEN Bo	84 %	88 %
1	VILANDT Lars	100 %	93 %
A	POULSEN Mikkel	- %	- %
Team Total		69 %	78 %

CHN - People's Republic of China		Game	All
4	LIU Rui	55 %	72 %
3 S	WANG Fengchun	86 %	84 %
2	XU Xiaoming	86 %	83 %
1	ZANG Jiali	75 %	77 %
A	LI Hongchen	- %	- %
Team Total		75 %	79 %

Time remaining: 21 minutes 32 seconds

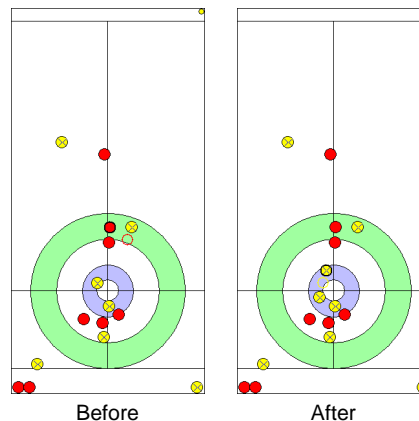
Last Stone Draw: 38.0 cm

Time remaining: 27 minutes 43 seconds

Last Stone Draw: 93.7 cm

### Most Important Shot:

Chinese Skip LIU R threw a perfect Draw with furious sweeping by the front end to score three points and take control of the game.



End: 3  
Team: CHN  
Player: LIU R  
Stone: Fourth, 2nd stone  
Task: Draw  
Handle: Out-turn  
Points: 100%

● : DEN  
● : CHN

### NOTES

Team position and functions are attached to each team member's name as follows:  
4 = Fourth, 3 = Third, 2 = Second, 1 = Lead, A = Alternate, S = Skip

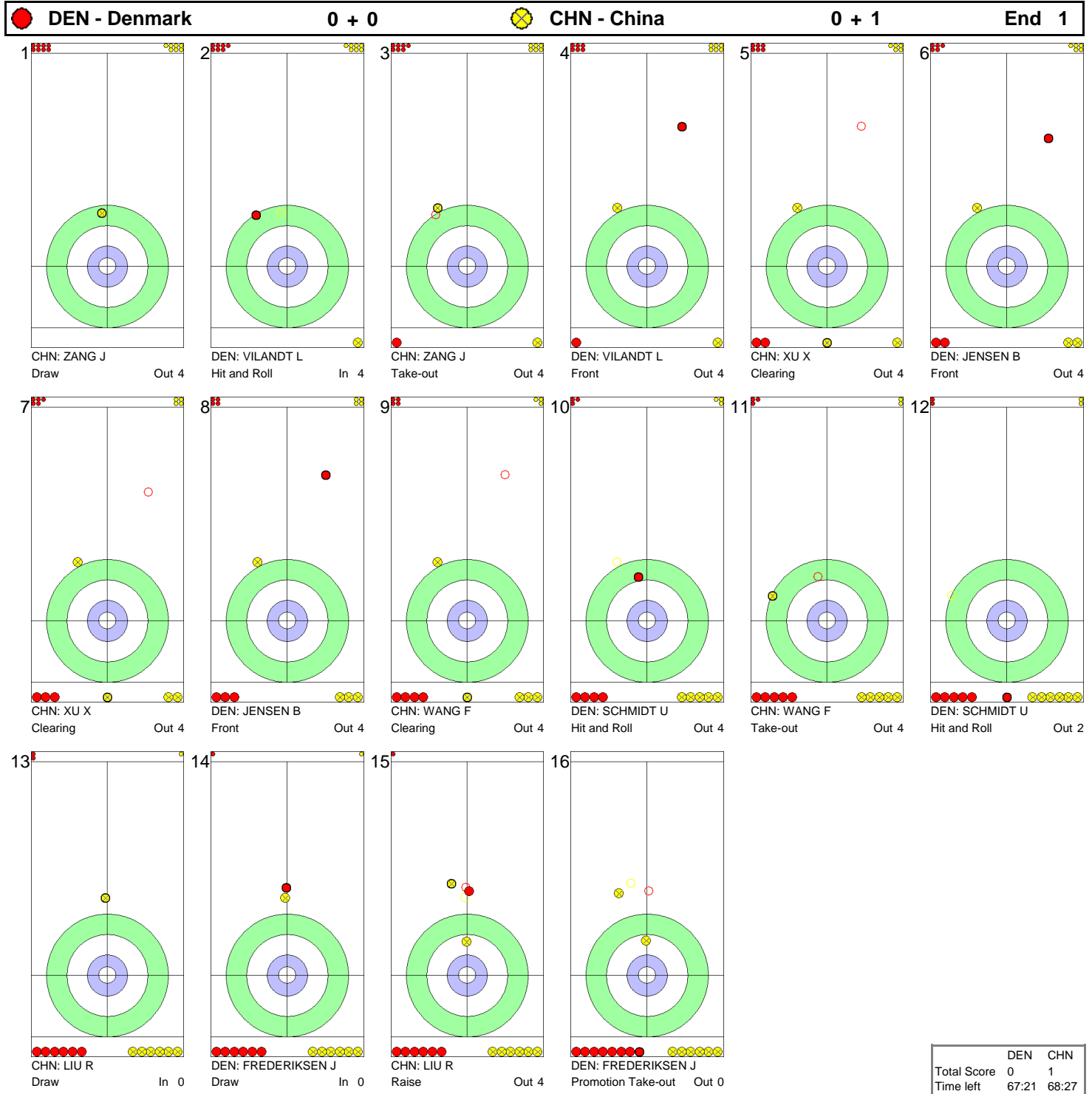
### LEGEND

LSFE (\*) Last stone first end X Unplayed/unfinished end due to concession



## GAME - SHOT BY SHOT / DÉROULEMENT DE LA PARTIE

WED 17 FEB 2010 / MER 17 FÉV 2010 START TIME / DÉBUT 14:00



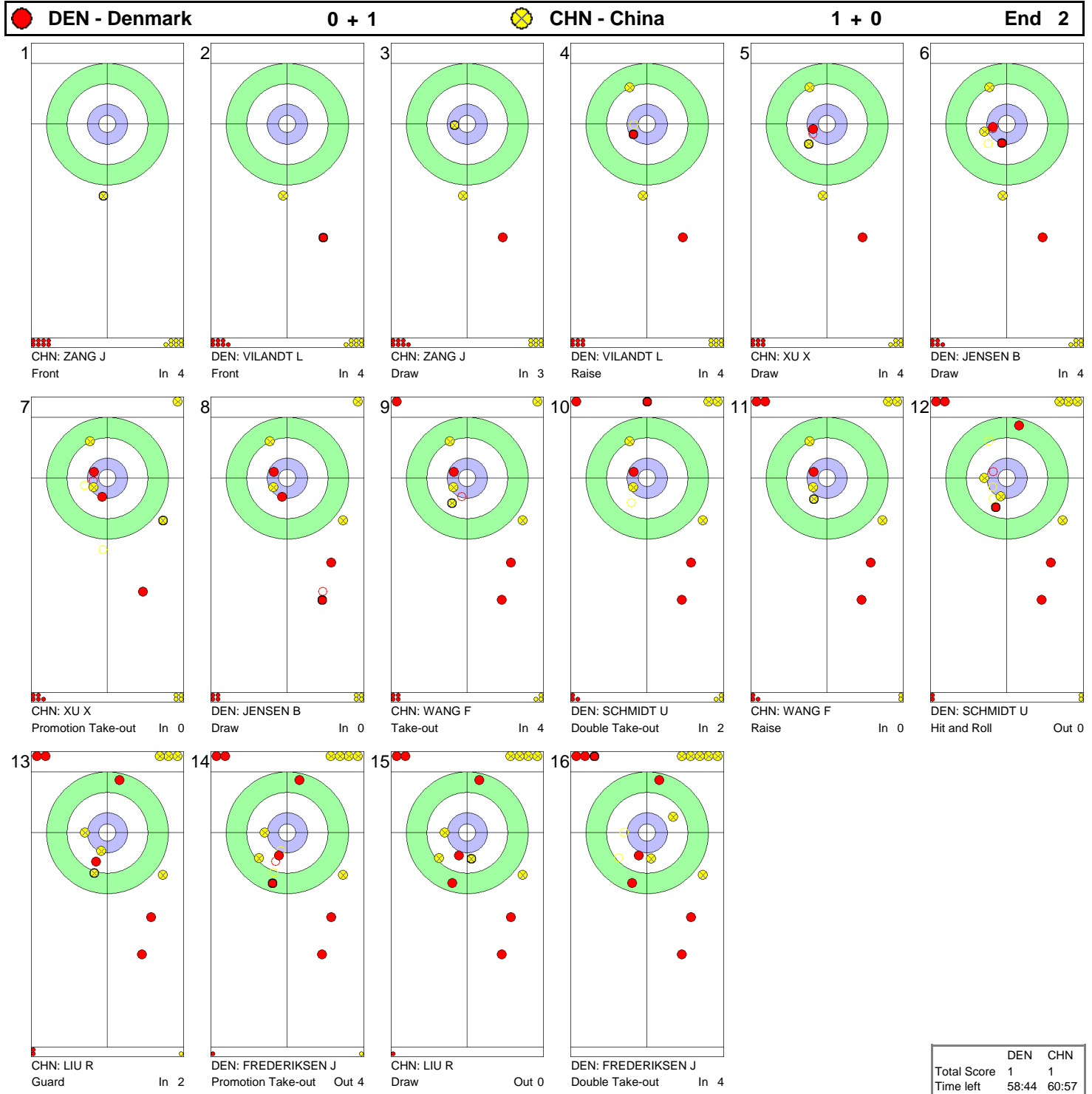
	DEN	CHN
Total Score	0	1
Time left	67:21	68:27





GAME - SHOT BY SHOT / DÉROULEMENT DE LA PARTIE

WED 17 FEB 2010 / MER 17 FÉV 2010 START TIME / DÉBUT 14:00

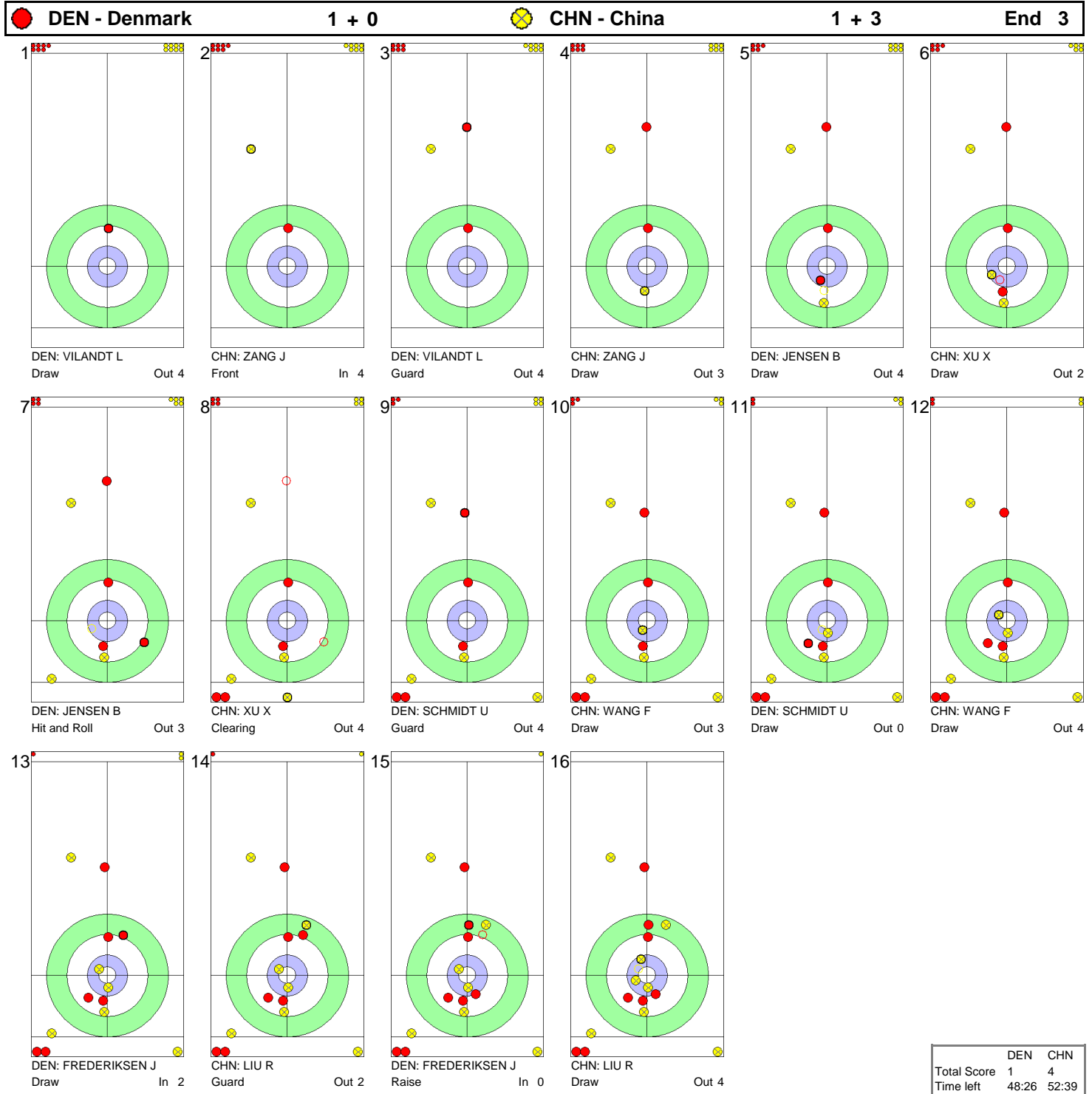


	DEN	CHN
Total Score	1	1
Time left	58:44	60:57



## GAME - SHOT BY SHOT / DÉROULEMENT DE LA PARTIE

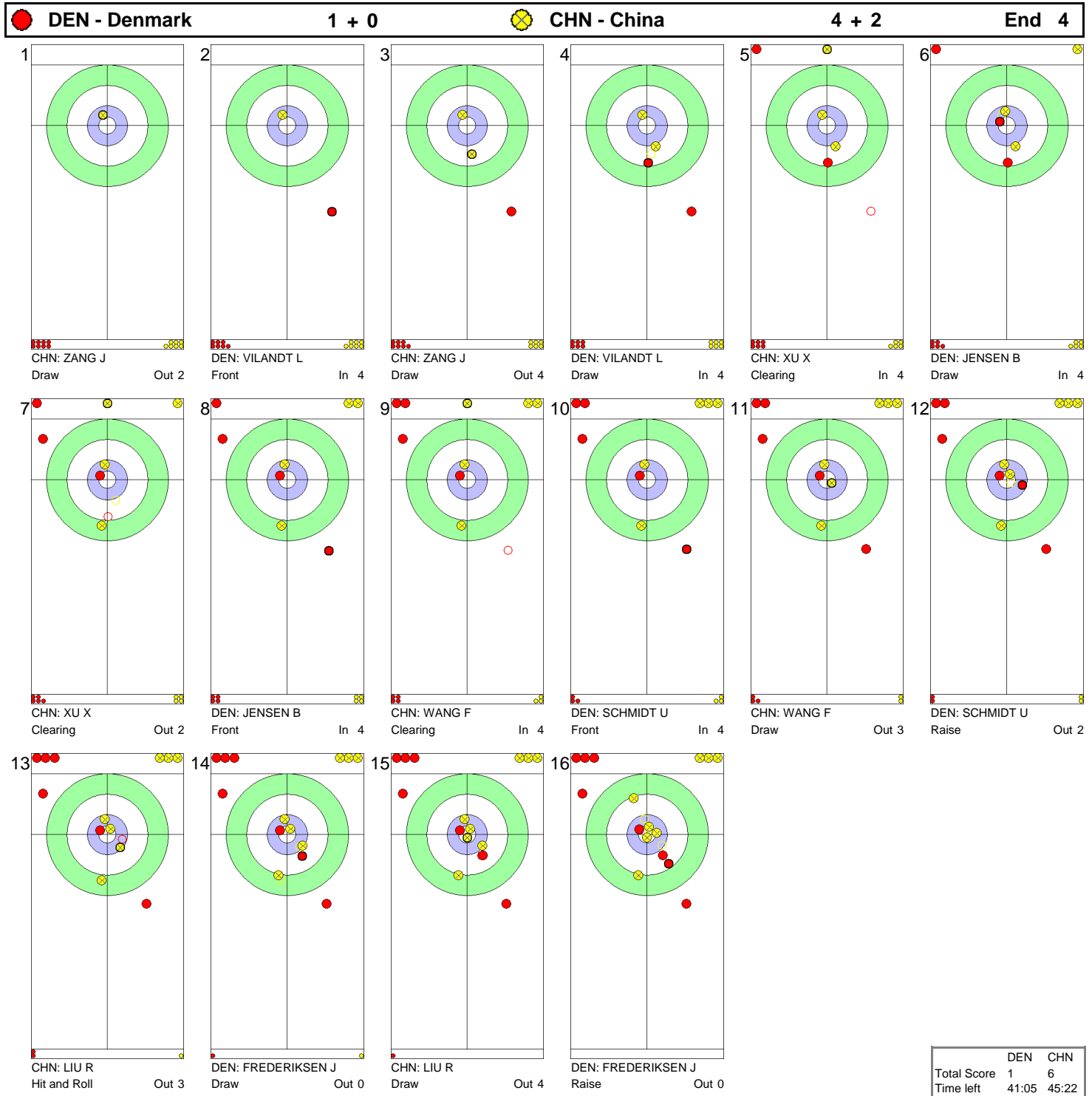
WED 17 FEB 2010 / MER 17 FÉV 2010 START TIME / DÉBUT 14:00





## GAME - SHOT BY SHOT / DÉROULEMENT DE LA PARTIE

WED 17 FEB 2010 / MER 17 FÉV 2010 START TIME / DÉBUT 14:00

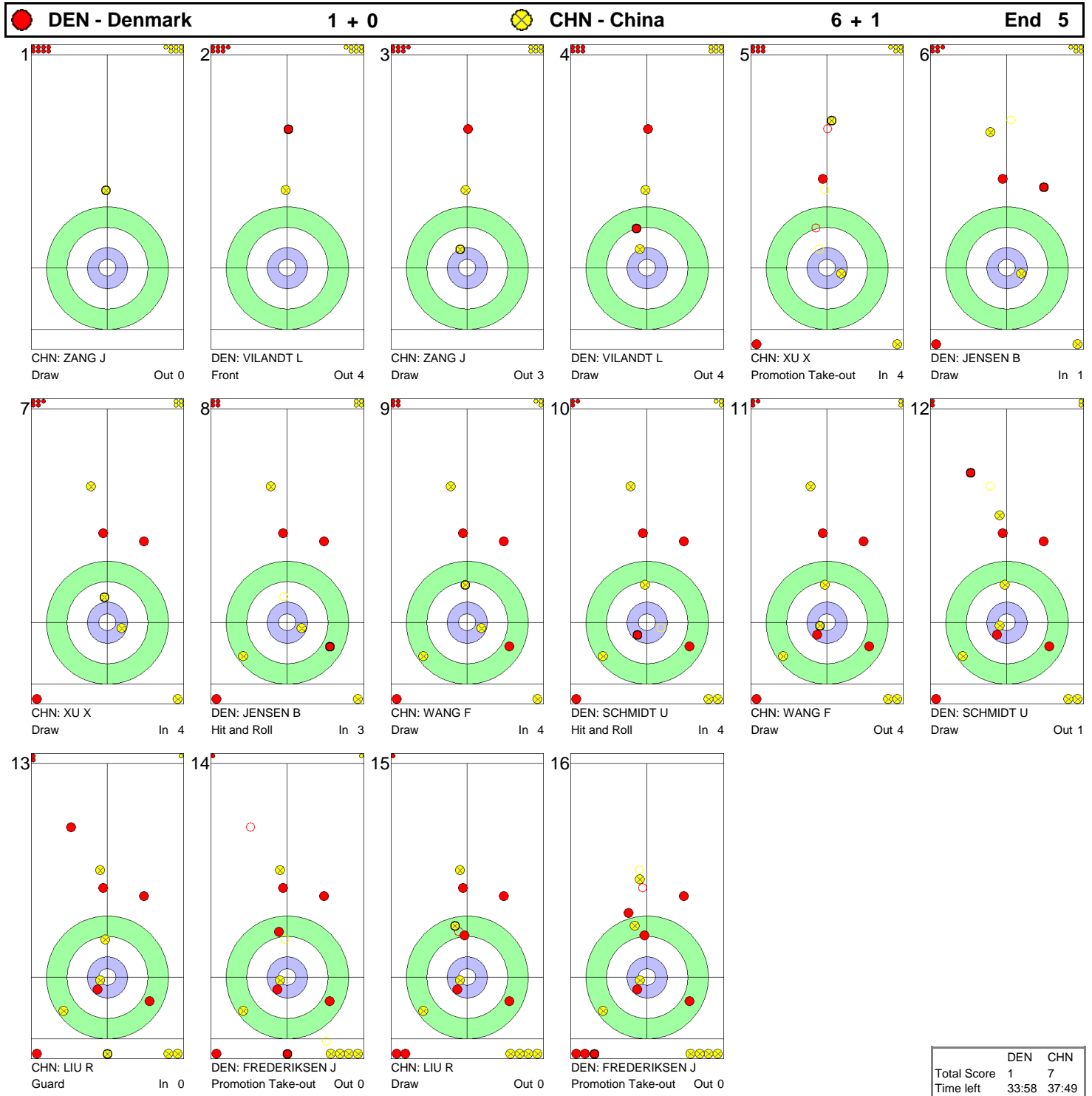


	DEN	CHN
Total Score	1	6
Time left	41:05	45:22



## GAME - SHOT BY SHOT / DÉROULEMENT DE LA PARTIE

WED 17 FEB 2010 / MER 17 FÉV 2010 START TIME / DÉBUT 14:00





GAME - SHOT BY SHOT / DÉROULEMENT DE LA PARTIE

WED 17 FEB 2010 / MER 17 FÉV 2010 START TIME / DÉBUT 14:00

● DEN - Denmark		1 + 0		● CHN - China		7 + 0		End 6			
1		2		3		4		5		6	
7		8		9		10		11		12	
13		14		15		16					

	DEN	CHN
Total Score	1	7
Time left	28:06	32:45



## GAME - SHOT BY SHOT / DÉROULEMENT DE LA PARTIE

WED 17 FEB 2010 / MER 17 FÉV 2010 START TIME / DÉBUT 14:00



**NOTES**  
Points:  
4 = 100%  
3 = 75%  
2 = 50%  
1 = 25%  
0 = 0%  
X = not considered  
Handle:  
In Clockwise  
Out Counter-clockwise

	DEN	CHN
Total Score	1	8
Time left	21:32	27:43



## GAME RESULTS / RÉSULTATS DE LA PARTIE

WED 17 FEB 2010 / MER 17 FÉV 2010 START TIME / DÉBUT 14:00

Sheet	Round	Team	LSFE	1	2	3	4	5	6	7	8	9	10	Extra	Ends	Total
D	3	GER - Germany	*	1	0	0	1	1	0	0	0	0	0			3
	2	SWE - Sweden		0	0	2	0	0	1	0	1	0	2			6

GER - Germany		Game	All
4 S	KAPP Andy	82 %	76 %
3	LANG Andy	69 %	73 %
2	HOEHNE Holger	71 %	78 %
1	KEMPF Andreas	73 %	77 %
A	HERBERG Daniel	- %	- %
Team Total		73 %	76 %

SWE - Sweden		Game	All
4 S	EDIN Niklas	80 %	84 %
3	KRAUPP Sebastian	83 %	83 %
2	LINDBERG Fredrik	90 %	92 %
1	KJAELL Viktor	76 %	78 %
A	ERIKSSON Oskar	- %	- %
Team Total		82 %	84 %

Time remaining: 0 minutes 0 seconds

Last Stone Draw: 0.0 cm

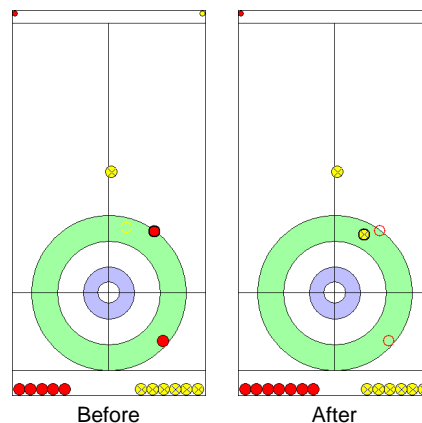
Time-out: end 5, GER-8; end 10, GER-8

Time remaining: 2 minutes 34 seconds

Last Stone Draw: 36.9 cm

### Most Important Shot:

The Swedish Skip EDIN N made a difficult Double Take-out to force the German team to blank the end which changed the momentum of the game in favour of the Swedish team.



End: 7  
Team: SWE  
Player: EDIN N  
Stone: Fourth, 2nd stone  
Task: Double Take-out  
Handle: In-turn  
Points: 100%

● : GER  
● : SWE

### NOTES

Team position and functions are attached to each team member's name as follows:  
4 = Fourth, 3 = Third, 2 = Second, 1 = Lead, A = Alternate, S = Skip

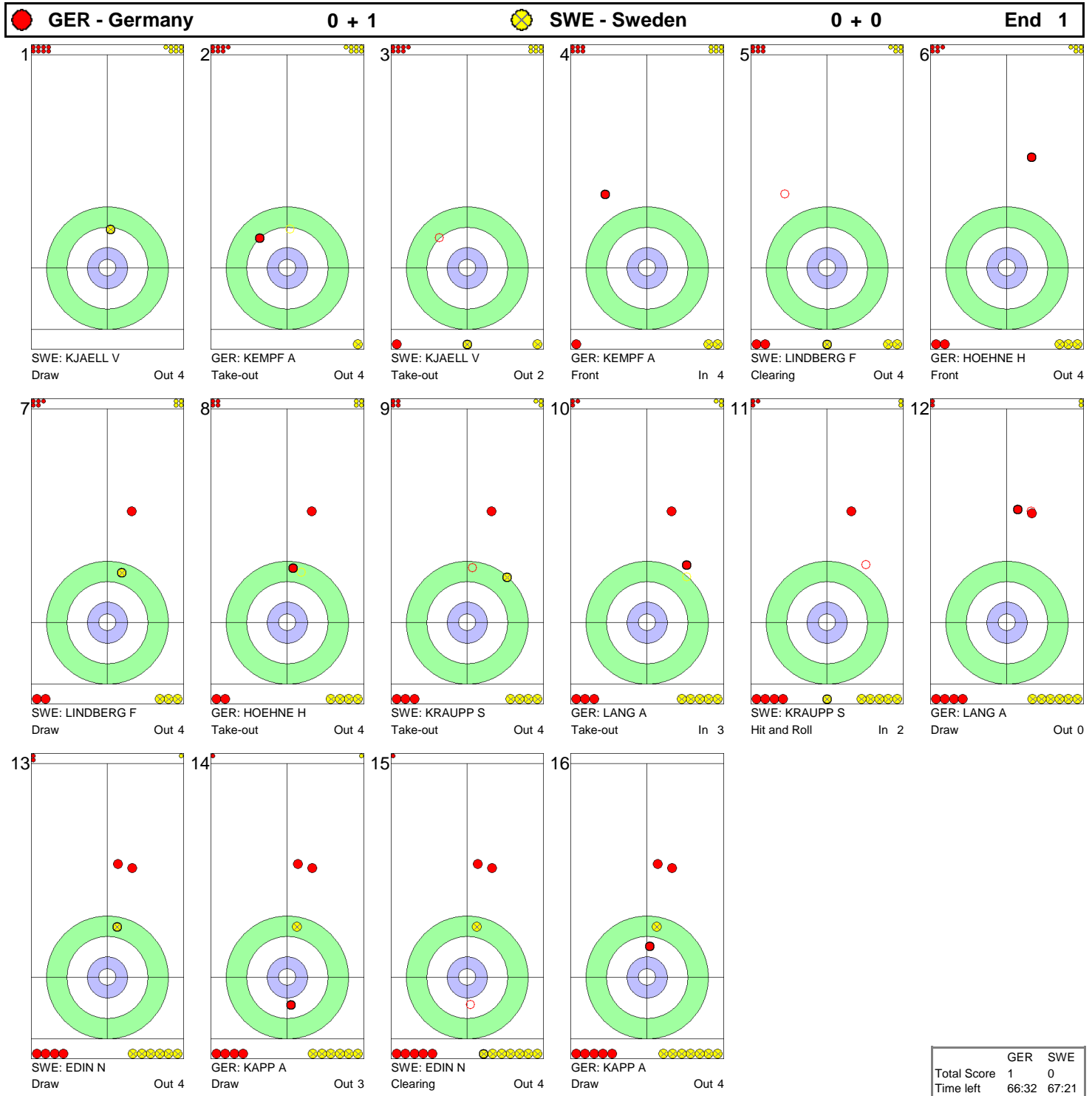
### LEGEND

LSFE (\*) Last stone first end



## GAME - SHOT BY SHOT / DÉROULEMENT DE LA PARTIE

WED 17 FEB 2010 / MER 17 FÉV 2010 START TIME / DÉBUT 14:00

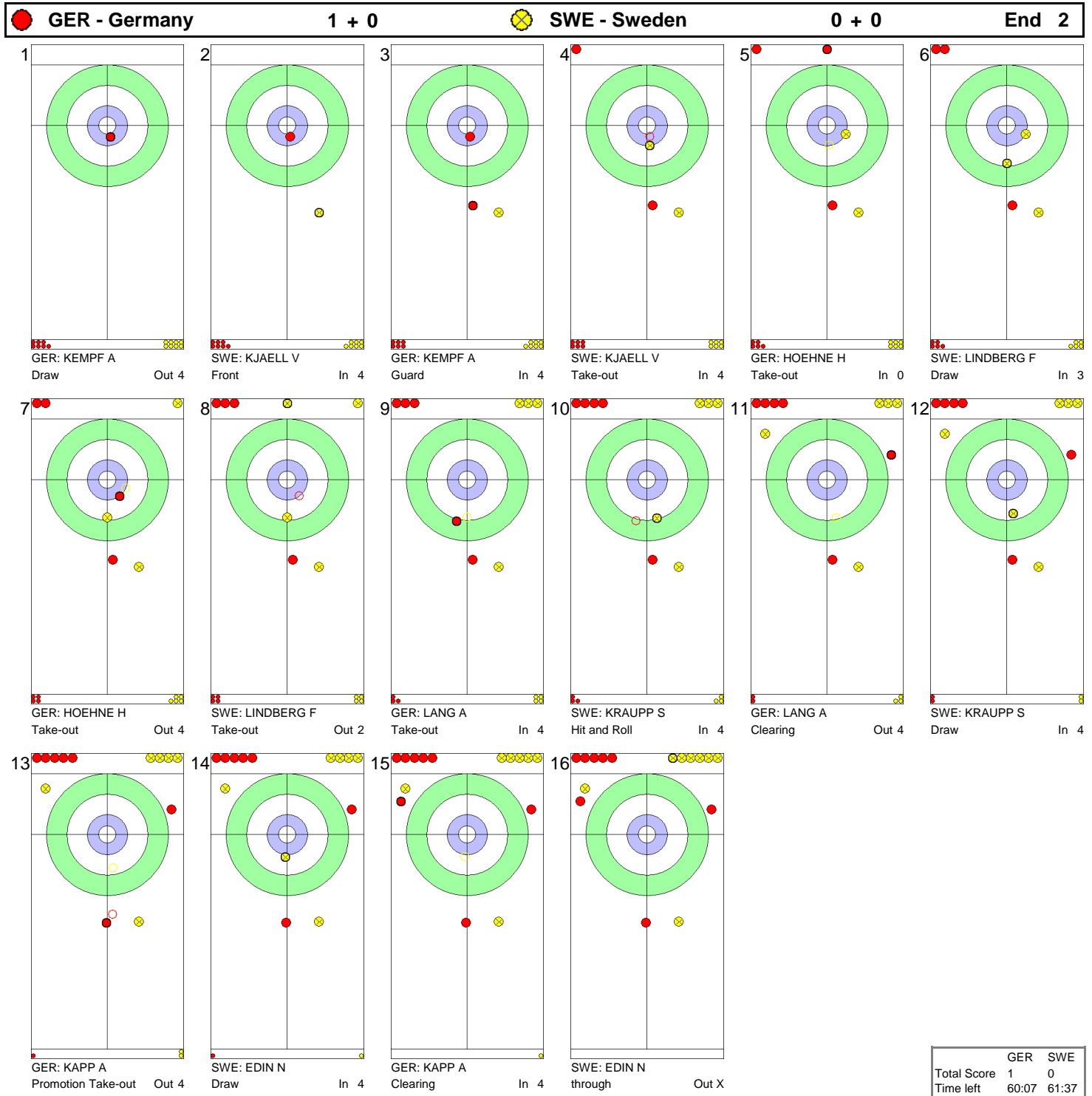






## GAME - SHOT BY SHOT / DÉROULEMENT DE LA PARTIE

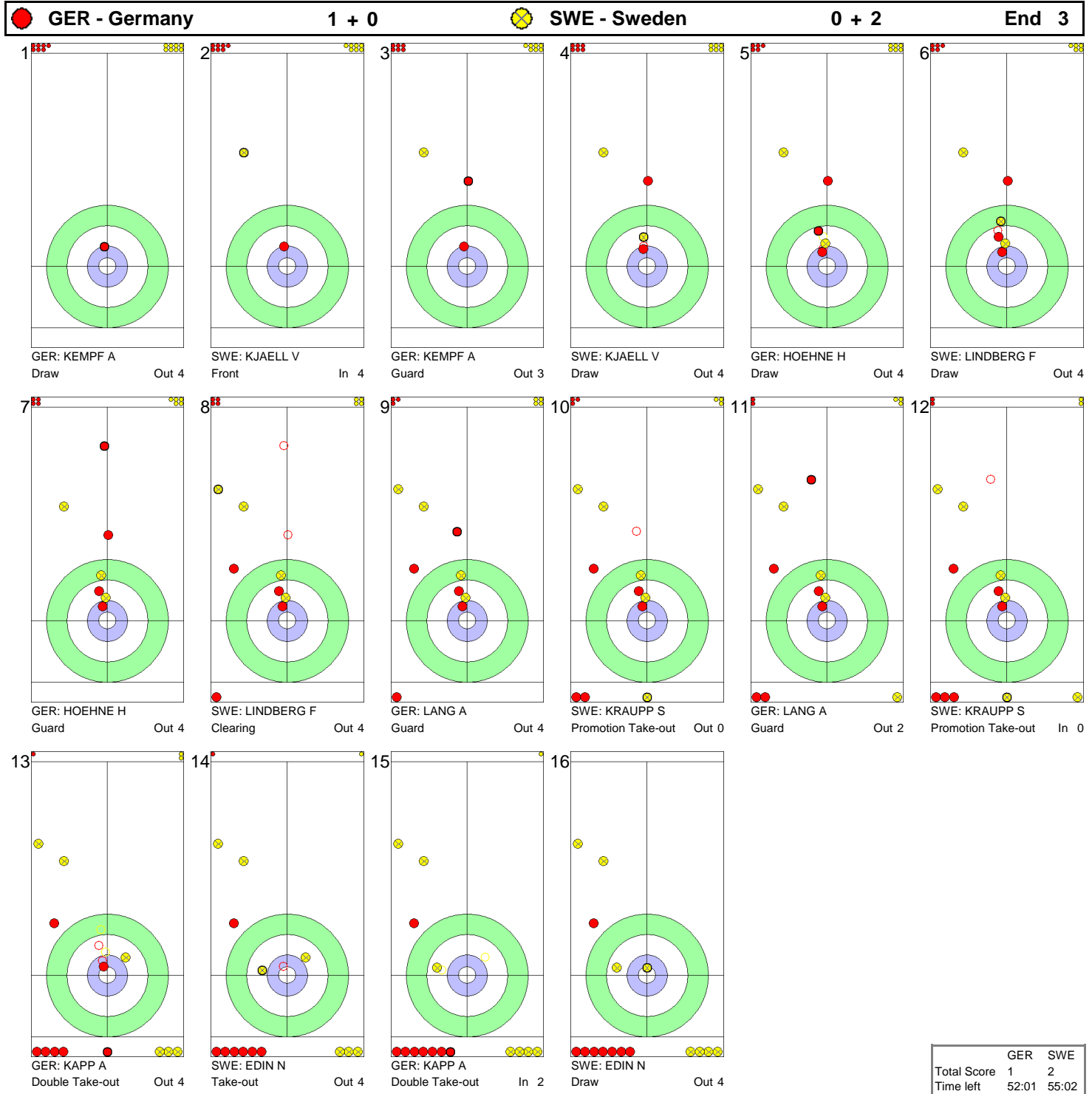
WED 17 FEB 2010 / MER 17 FÉV 2010 START TIME / DÉBUT 14:00





GAME - SHOT BY SHOT / DÉROULEMENT DE LA PARTIE

WED 17 FEB 2010 / MER 17 FÉV 2010 START TIME / DÉBUT 14:00

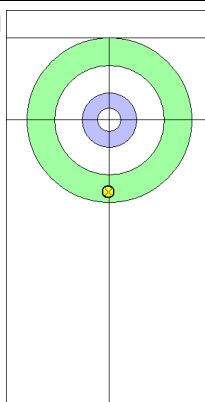
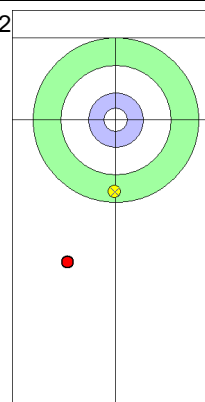
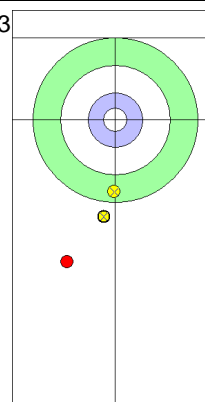
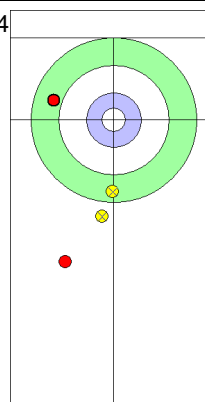
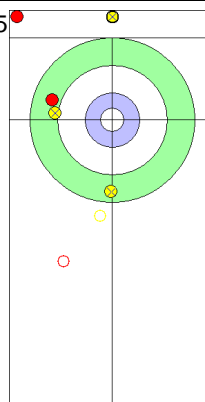
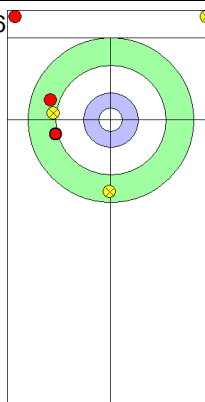
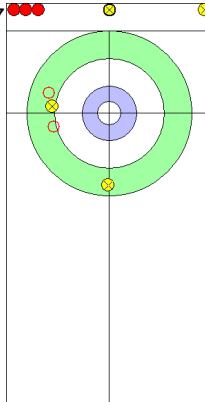
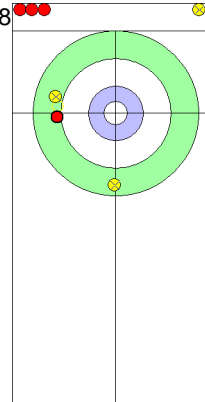
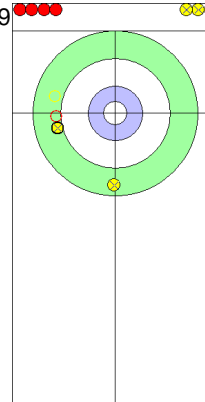
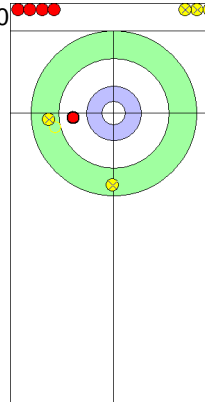
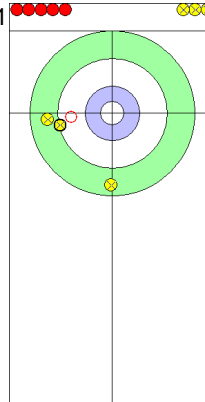
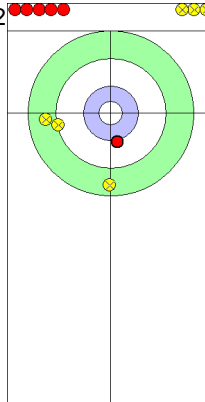
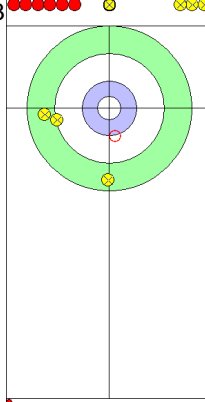
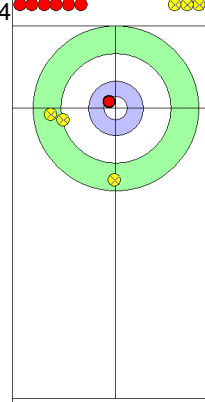
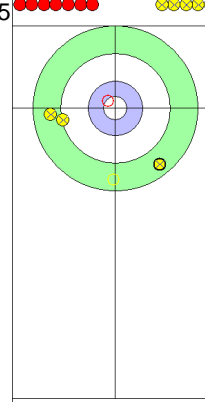
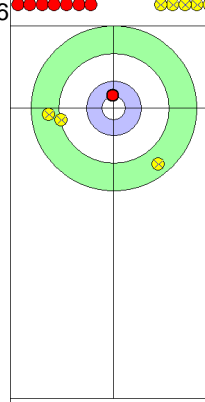


	GER	SWE
Total Score	1	2
Time left	52:01	55:02



GAME - SHOT BY SHOT / DÉROULEMENT DE LA PARTIE

WED 17 FEB 2010 / MER 17 FÉV 2010 START TIME / DÉBUT 14:00

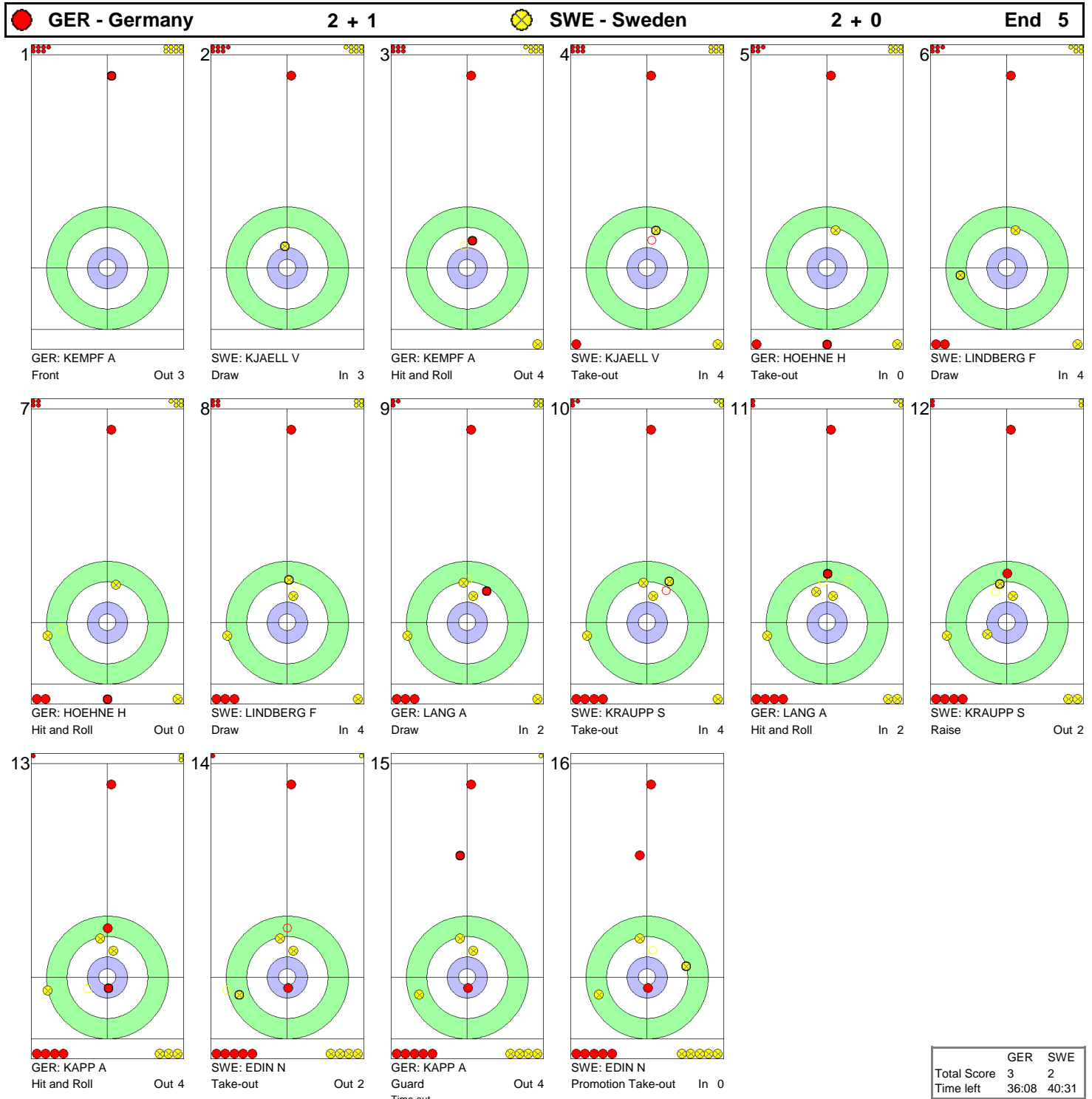
● GER - Germany		1 + 1		● SWE - Sweden		2 + 0		End 4			
1		2		3		4		5		6	
SWE: KJAELL V Draw		GER: KEMPF A Front		SWE: KJAELL V Draw		GER: KEMPF A Out 4		SWE: LINDBERG F Clearing		GER: HOEHNE H Out 4	
7		8		9		10		11		12	
SWE: LINDBERG F Clearing		GER: HOEHNE H Draw		SWE: KRAUPP S Take-out		GER: LANG A Out 2		SWE: KRAUPP S Take-out		GER: LANG A Out 3	
13		14		15		16					
SWE: EDIN N Clearing		GER: KAPP A Draw		SWE: EDIN N Promotion Take-out		GER: KAPP A Draw					

	GER	SWE
Total Score	2	2
Time left	44:29	49:14



## GAME - SHOT BY SHOT / DÉROULEMENT DE LA PARTIE

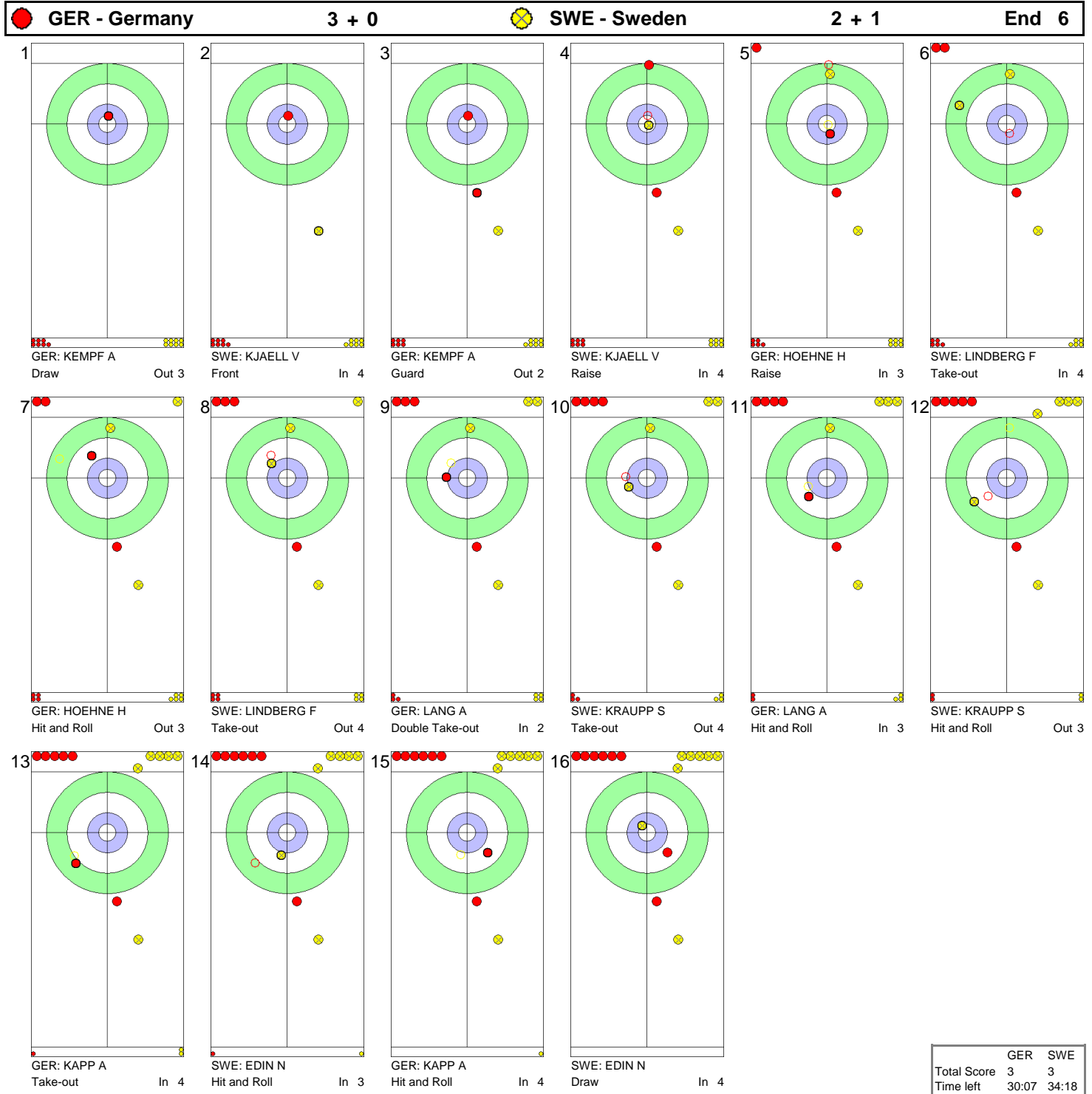
WED 17 FEB 2010 / MER 17 FÉV 2010 START TIME / DÉBUT 14:00





GAME - SHOT BY SHOT / DÉROULEMENT DE LA PARTIE

WED 17 FEB 2010 / MER 17 FÉV 2010 START TIME / DÉBUT 14:00

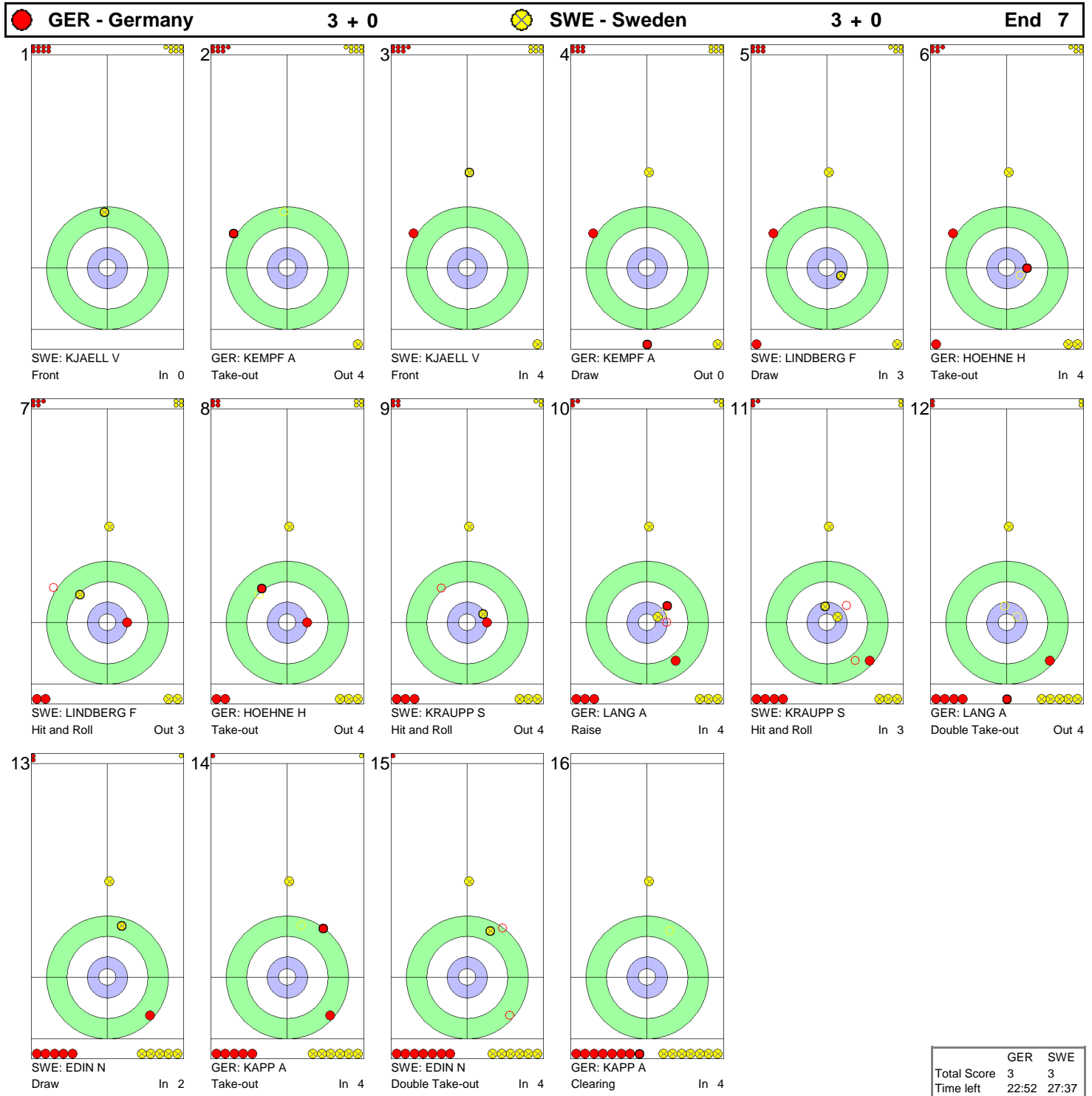


	GER	SWE
Total Score	3	3
Time left	30:07	34:18



GAME - SHOT BY SHOT / DÉROULEMENT DE LA PARTIE

WED 17 FEB 2010 / MER 17 FÉV 2010 START TIME / DÉBUT 14:00

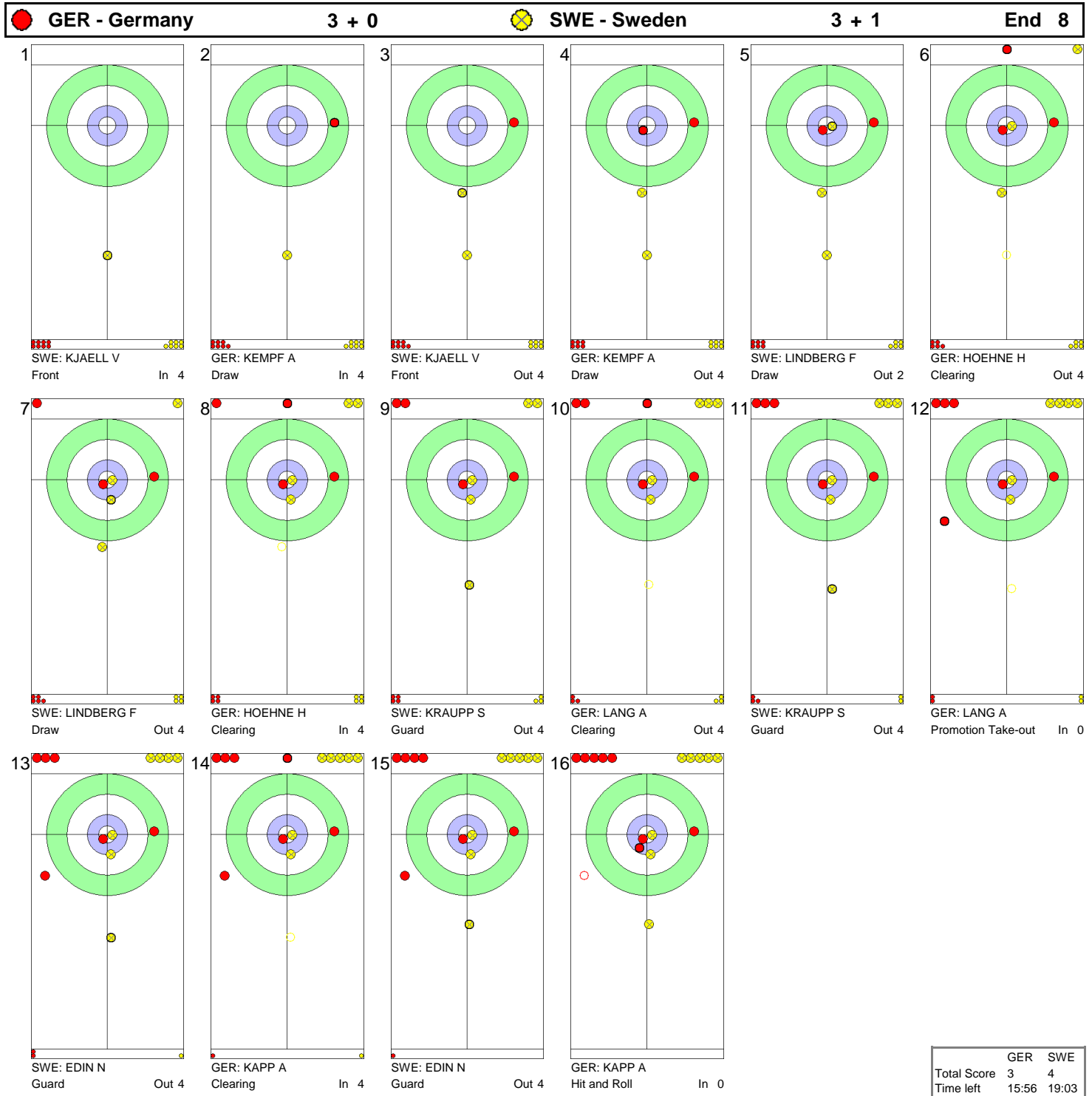


	GER	SWE
Total Score	3	3
Time left	22:52	27:37



GAME - SHOT BY SHOT / DÉROULEMENT DE LA PARTIE

WED 17 FEB 2010 / MER 17 FÉV 2010 START TIME / DÉBUT 14:00

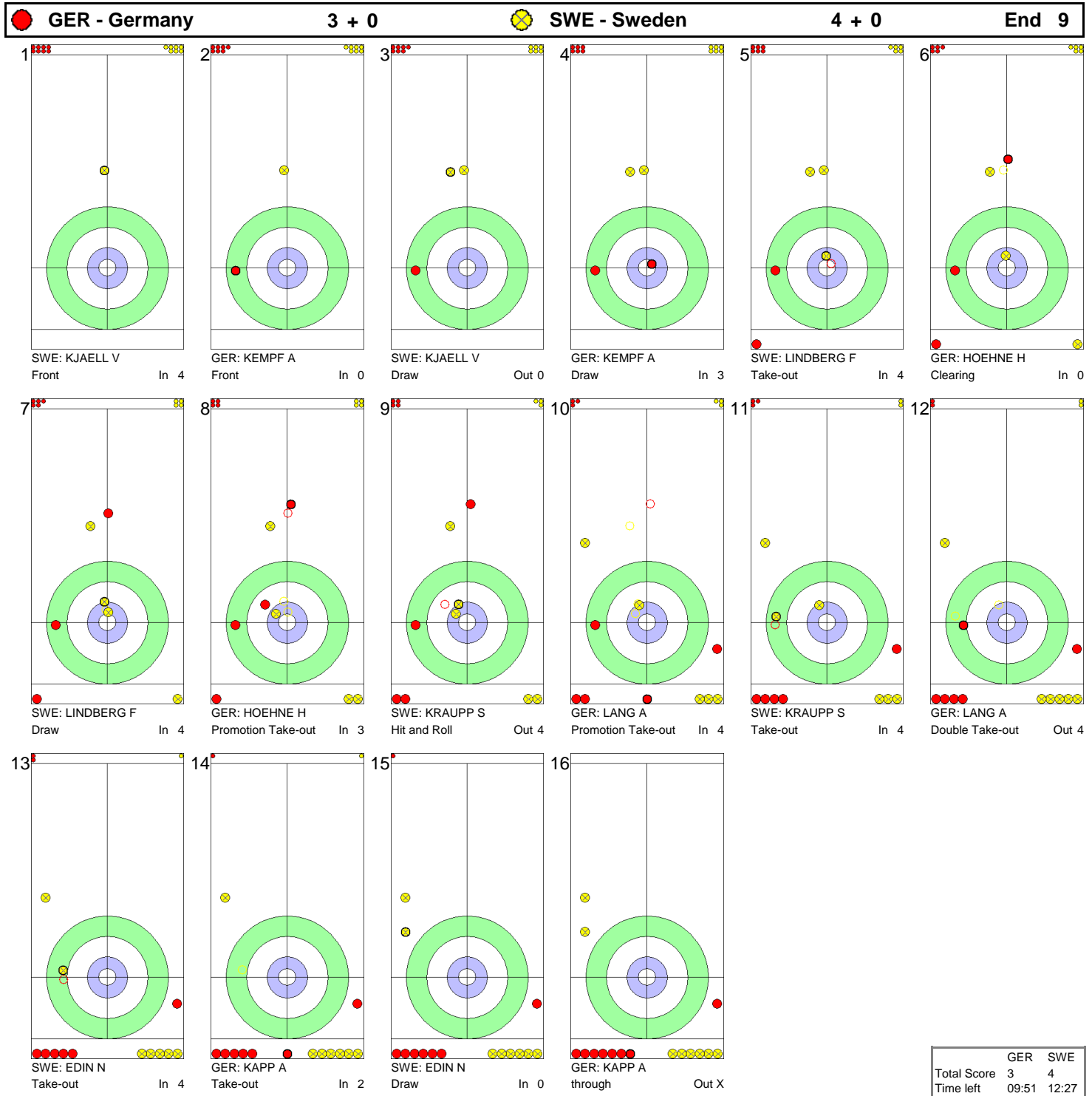


	GER	SWE
Total Score	3	4
Time left	15:56	19:03



## GAME - SHOT BY SHOT / DÉROULEMENT DE LA PARTIE

WED 17 FEB 2010 / MER 17 FÉV 2010 START TIME / DÉBUT 14:00



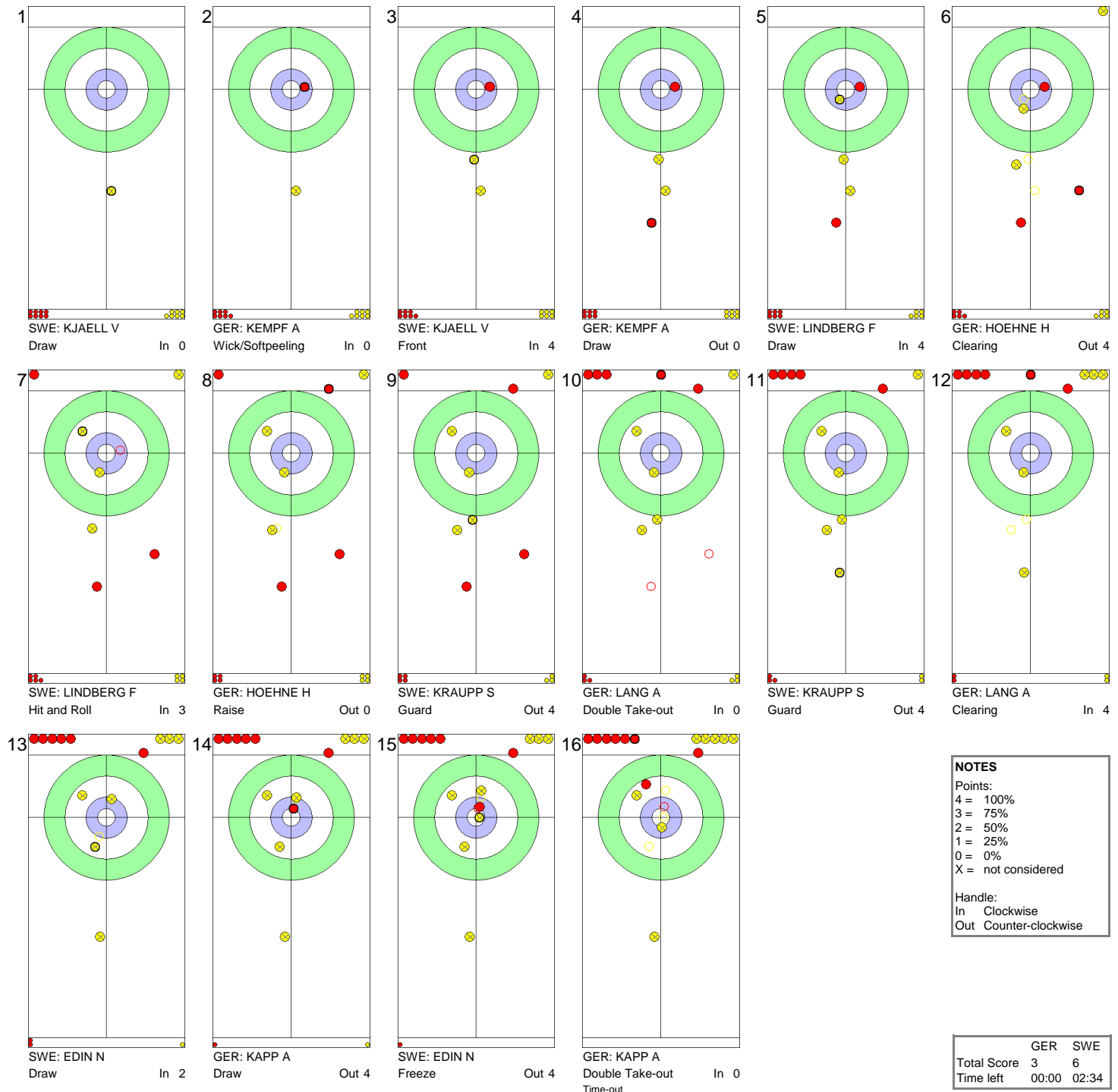




GAME - SHOT BY SHOT / DÉROULEMENT DE LA PARTIE

WED 17 FEB 2010 / MER 17 FÉV 2010 START TIME / DÉBUT 14:00

**GER - Germany** 3 + 0 **SWE - Sweden** 4 + 2 **End 10**



**NOTES**  
Points:  
4 = 100%  
3 = 75%  
2 = 50%  
1 = 25%  
0 = 0%  
X = not considered  
Handle:  
In Clockwise  
Out Counter-clockwise

	GER	SWE
Total Score	3	6
Time left	00:00	02:34



**SESSION RESULTS AND STANDINGS**  
**RÉSULTATS DE LA SESSION ET CLASSEMENT**

TUE 16 FEB 2010 / MAR 16 FÉV 2010 START TIME / DÉBUT 19:00

Sheet	Round	Team	LSFE	1	2	3	4	5	6	7	8	9	10	Extra	Ends	Total
A	2	CAN - Canada	*	2	0	0	0	2	0	3	0	2	X			9
	2	GER - Germany		0	0	2	0	0	1	0	1	0	X			4
B	1	CHN - People's Republic of China	*	0	0	0	1	0	0	3	0	1	0			5
	1	FRA - France		1	0	0	0	1	2	0	0	0	2			6
D	2	USA - United States of America	*	0	0	0	1	0	0	2	0	2	0	0		5
	2	NOR - Norway		0	1	0	0	1	0	0	2	0	1	1		6

**Standings After Round Robin Session 2**

Rank	Team	Games	Wins	Losses
1	CAN - Canada	2	2	0
2	FRA - France	1	1	0
2	SUI - Switzerland	1	1	0
2	SWE - Sweden	1	1	0
5	GER - Germany	2	1	1
5	NOR - Norway	2	1	1
7	CHN - People's Republic of China	1	0	1
7	DEN - Denmark	1	0	1
7	GBR - Great Britain	1	0	1
10	USA - United States of America	2	0	2

**LEGEND**

LSFE (\*) Last stone first end

X Unplayed/unfinished end due to concession



## SESSION REVIEW / SYNTHÈSE DE LA SESSION

TUE 16 FEB 2010 / MAR 16 FÉV 2010 START TIME / DÉBUT 19:00

### Men: Session 2 - CAN vs GER, FRA vs CHN, NOR vs USA

VANCOUVER, Feb 16 - Canada moved to the top of the table at the Men's Curling tournament as the only team with a 2-0 record, defeating Germany 9-4. In the other two Session 2 games, France scored a stunning come-from-behind victory over China, and Norway defeated the USA in an extra end.

On Sheet A, Canada jumped out to an early lead with a deuce in the first end. Germany played splendidly for the next three, keeping more pressure on Canada than the host rink probably expected. Clutch Canada throws, however, prevented Germany from scoring in any but the third end. The teams went to the fifth tied 2-2.

German skip Andy KAPP (GER) made his first significant mistake of the tournament in the fifth end, wrecking on a guard with his final stone to leave Canada skip Kevin MARTIN (CAN) an open draw for two to move Canada ahead 4-2.

In the seventh end, MARTIN's beautifully played angle raise takeout for three moved Canada out to a 7-3 lead. Canada took two more in the ninth to boost their lead to 9-4 and earn the concession.

Germany is now 1-1 in Round Robin play.

Sheet B's game between China and France was a slow, deliberate affair in which both rinks nearly ran out of time.

Chinese fourth Rui LIU (CHN) did France's early work for them, under-throwing a last-rock takeout attempt in the first to allow France to steal one, and overthrowing a free draw in the sixth to hand France a steal of two. Through six, France led 4-1.

Thereafter, LIU looked solid. China bounced back with three in the seventh and stole one in the ninth to take a 5-4 lead.

French skip Thomas DUFOUR (FRA), however, pulled off the shot of the tournament so far in the 10th end with the last stone, a magnificent angle raise takeout. He banged his shooter into a French guard lying well above the house, and two feet from the left guard rail, angling it back to remove China's shot stone, which was buried on the button. The shot gave France a 6-5 victory.

France is now 1-0 and China 0-1 in Round Robin play.

Sheet D's United States-Norway game saw little early scoring. The teams went to the seventh with Norway holding a 2-1 advantage.

The teams then traded deuces for three ends, beginning with the USA's in the seventh. Norway went into the 10th down 5-4, needing another deuce to win. But skip Thomas ULSRUD (NOR) wrecked on a guard with his first skip stone and could only manage a single, forcing the game in to extra ends.

With the hammer, USA skip John SHUSTER (USA) had a draw for the win in the first extra end but overthrew it, leaving Norway with shot stone and victory.

Norway is now 1-1 in Round Robin play. The USA is 0-2.



## GAME RESULTS / RÉSULTATS DE LA PARTIE

TUE 16 FEB 2010 / MAR 16 FÉV 2010 START TIME / DÉBUT 19:00

Sheet	Round	Team	LSFE	1	2	3	4	5	6	7	8	9	10	Extra	Ends	Total
A	2	CAN - Canada	*	2	0	0	0	2	0	3	0	2	X			9
	2	GER - Germany		0	0	2	0	0	1	0	1	0	X			4

CAN - Canada		Game	All
4 S	MARTIN Kevin	89 %	91 %
3	MORRIS John	71 %	81 %
2	KENNEDY Marc	71 %	82 %
1	HEBERT Ben	78 %	86 %
A	ENRIGHT Adam	- %	- %
Team Total		77 %	85 %

GER - Germany		Game	All
4 S	KAPP Andy	69 %	73 %
3	LANG Andy	79 %	75 %
2	HOEHNE Holger	69 %	81 %
1	KEMPF Andreas	83 %	80 %
A	HERBERG Daniel	- %	- %
Team Total		75 %	77 %

Time remaining: 10 minutes 4 seconds

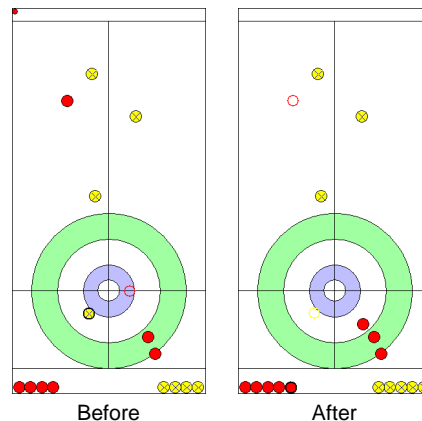
Last Stone Draw: 0.0 cm (toss)

Time remaining: 7 minutes 1 second

Last Stone Draw: 0.0 cm

### Most Important Shot:

German Skip KAPP A executed a difficult Hit and Roll to lay buried in the four foot behind guards. It looked like the German team had escaped a big end, but Canadian Skip MARTIN K angled a high guard onto the shot stone to score three points and to take the first large lead in the game.



End: 7  
Team: CAN  
Player: MARTIN K  
Stone: Fourth, 2nd stone  
Task: Promotion Take-out  
Handle: Out-turn  
Points: 100%

● : CAN  
● : GER

### NOTES

Team position and functions are attached to each team member's name as follows:  
4 = Fourth, 3 = Third, 2 = Second, 1 = Lead, A = Alternate, S = Skip

### LEGEND

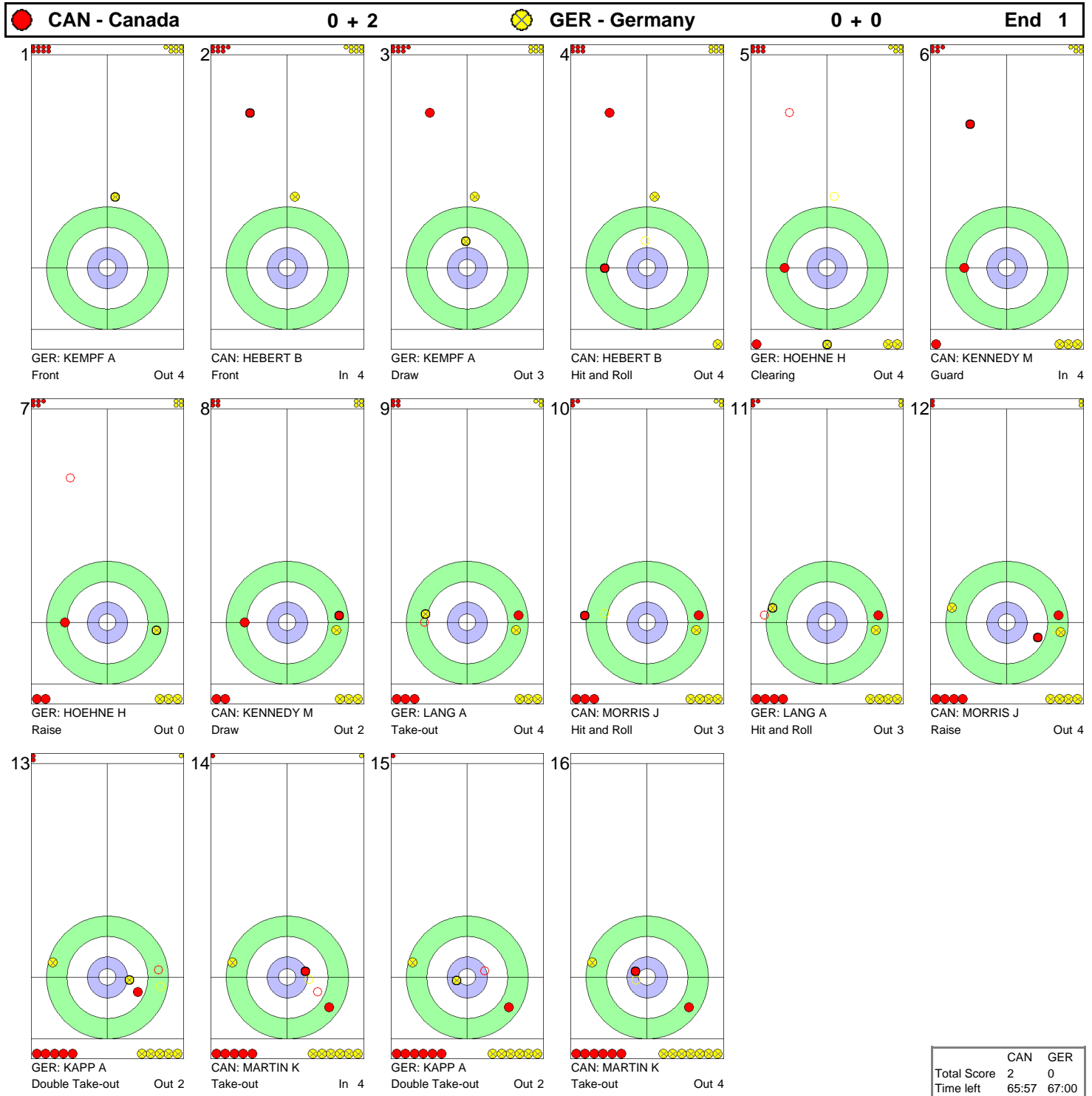
LSFE (\*) Last stone first end

X Unplayed/unfinished end due to concession



GAME - SHOT BY SHOT / DÉROULEMENT DE LA PARTIE

TUE 16 FEB 2010 / MAR 16 FÉV 2010 START TIME / DÉBUT 19:00



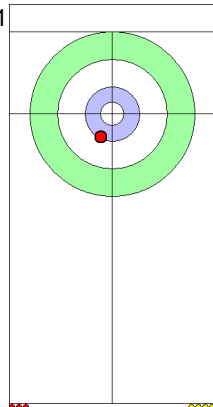
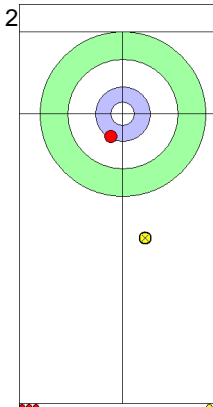
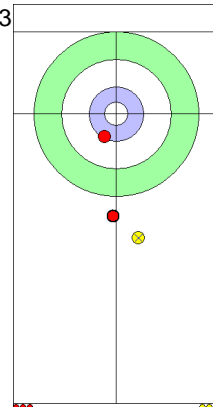
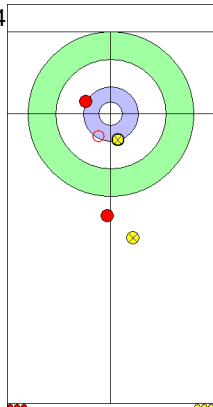
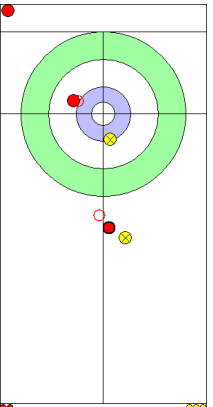
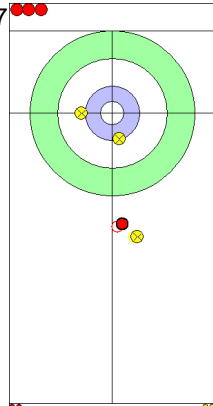
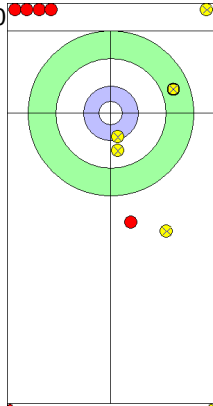
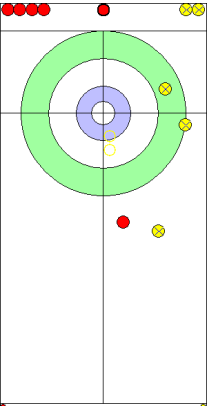
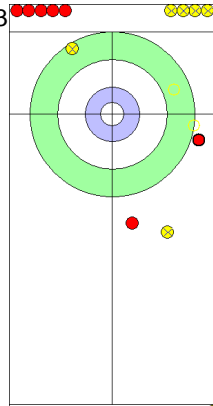
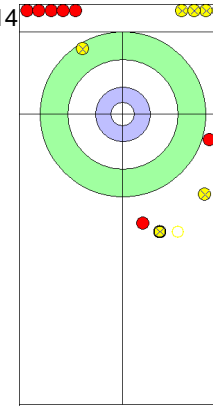
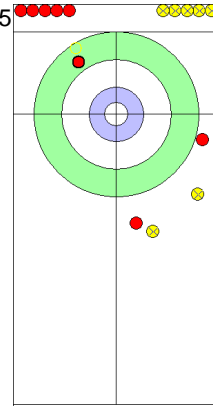
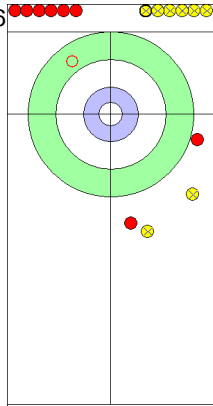


	CAN	GER
Total Score	2	0
Time left	65:57	67:00



GAME - SHOT BY SHOT / DÉROULEMENT DE LA PARTIE

TUE 16 FEB 2010 / MAR 16 FÉV 2010 START TIME / DÉBUT 19:00

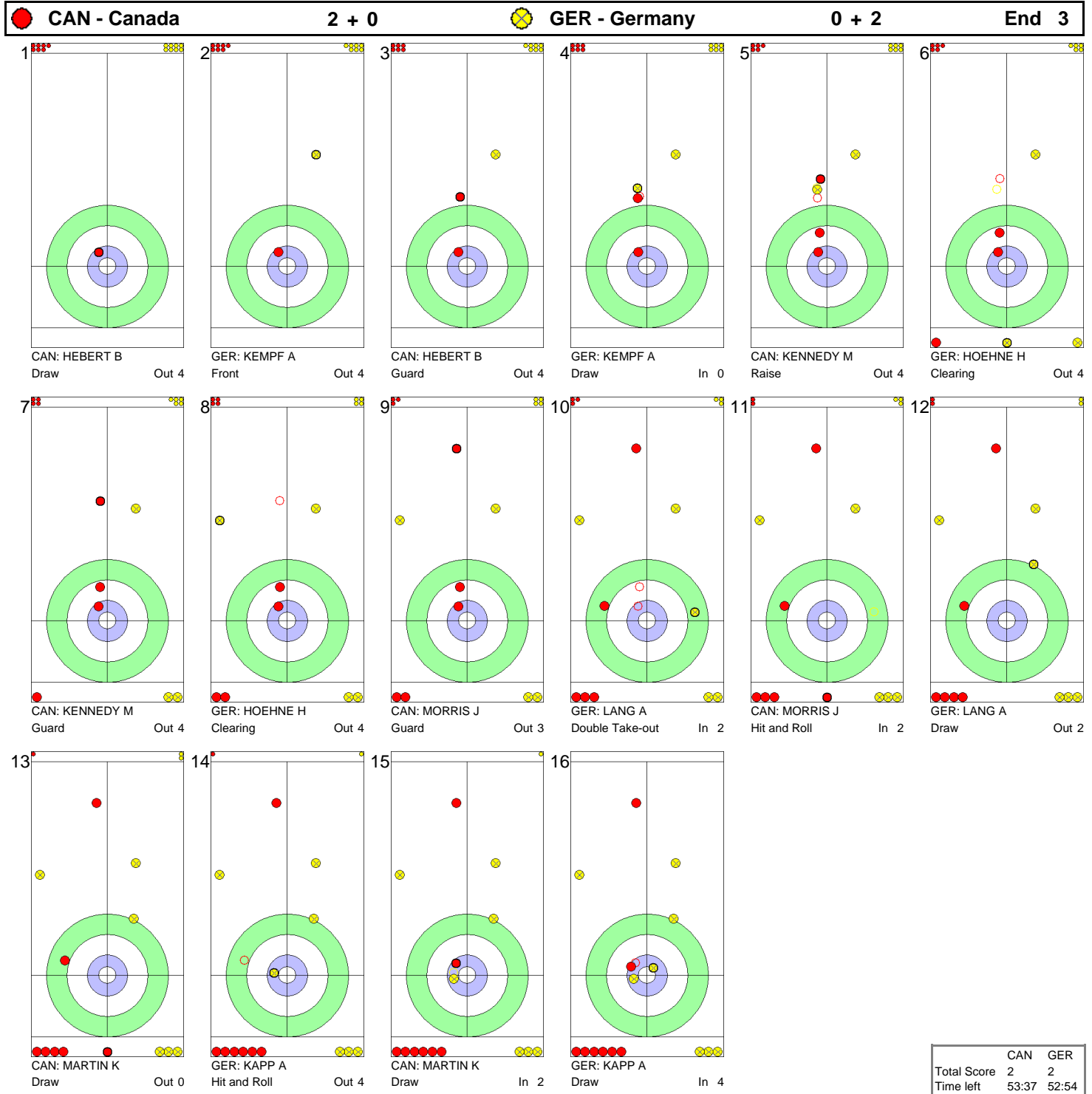
 <b>CAN - Canada</b>		<b>2 + 0</b>		 <b>GER - Germany</b>		<b>0 + 0</b>		<b>End 2</b>			
1		2		3		4		5		6	
CAN: HEBERT B Draw Out 4		GER: KEMPF A Front In 4		CAN: HEBERT B Guard Out 2		GER: KEMPF A Wick/Softpeeling In 4		CAN: KENNEDY M Promotion Take-out In 0		GER: HOEHNE H Hit and Roll In 3	
7		8		9		10		11		12	
CAN: KENNEDY M Promotion Take-out Out 0		GER: HOEHNE H Draw In 4		CAN: MORRIS J Double Take-out In 1		GER: LANG A Draw In 4		CAN: MORRIS J Double Take-out In 2		GER: LANG A Draw Out 2	
13		14		15		16					
CAN: MARTIN K Double Take-out Out 4		GER: KAPP A Draw In 0		CAN: MARTIN K Take-out In 4		GER: KAPP A Clearing In 4					

	CAN	GER
Total Score	2	0
Time left	60:28	59:35



GAME - SHOT BY SHOT / DÉROULEMENT DE LA PARTIE

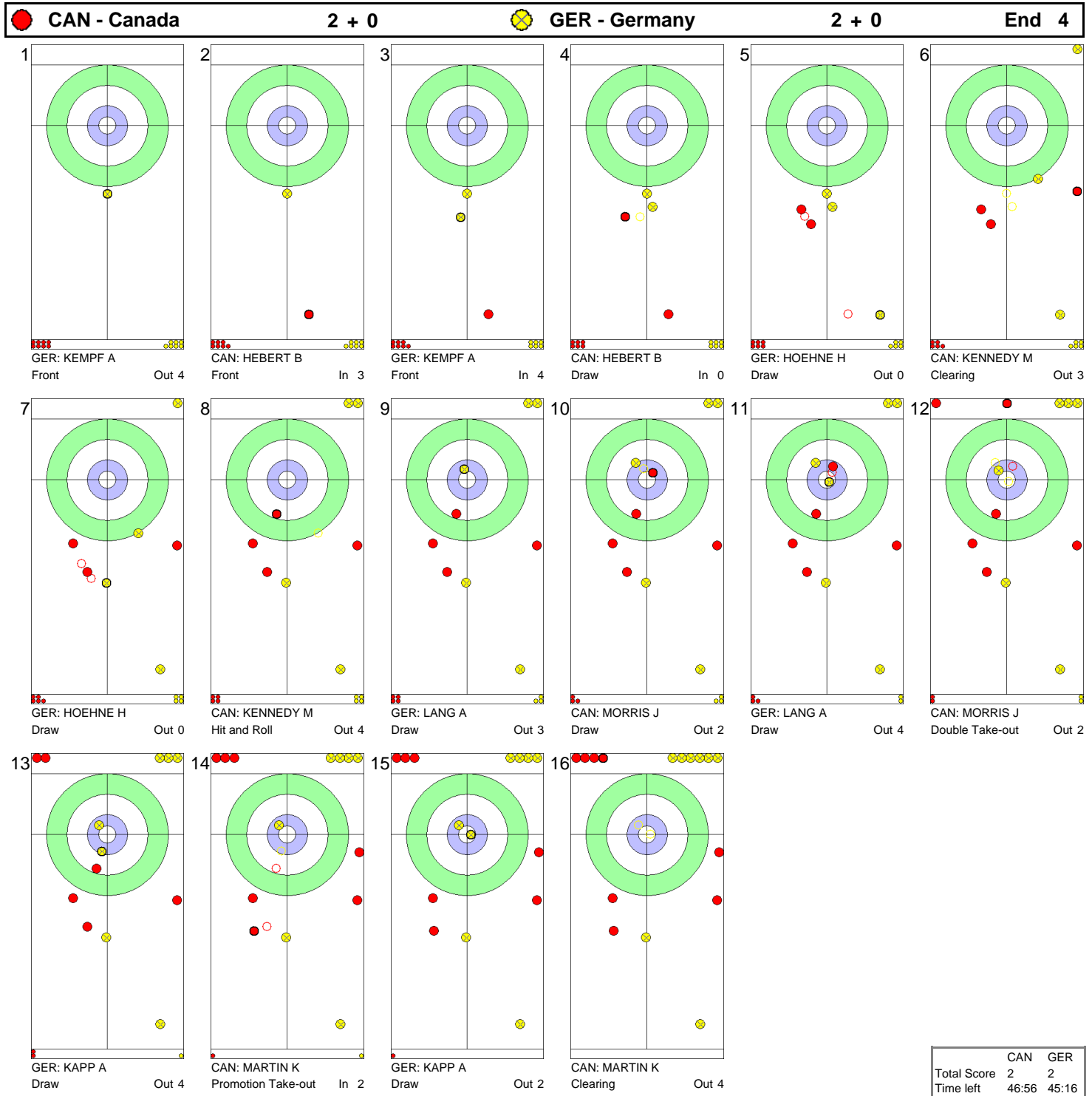
TUE 16 FEB 2010 / MAR 16 FÉV 2010 START TIME / DÉBUT 19:00





GAME - SHOT BY SHOT / DÉROULEMENT DE LA PARTIE

TUE 16 FEB 2010 / MAR 16 FÉV 2010 START TIME / DÉBUT 19:00



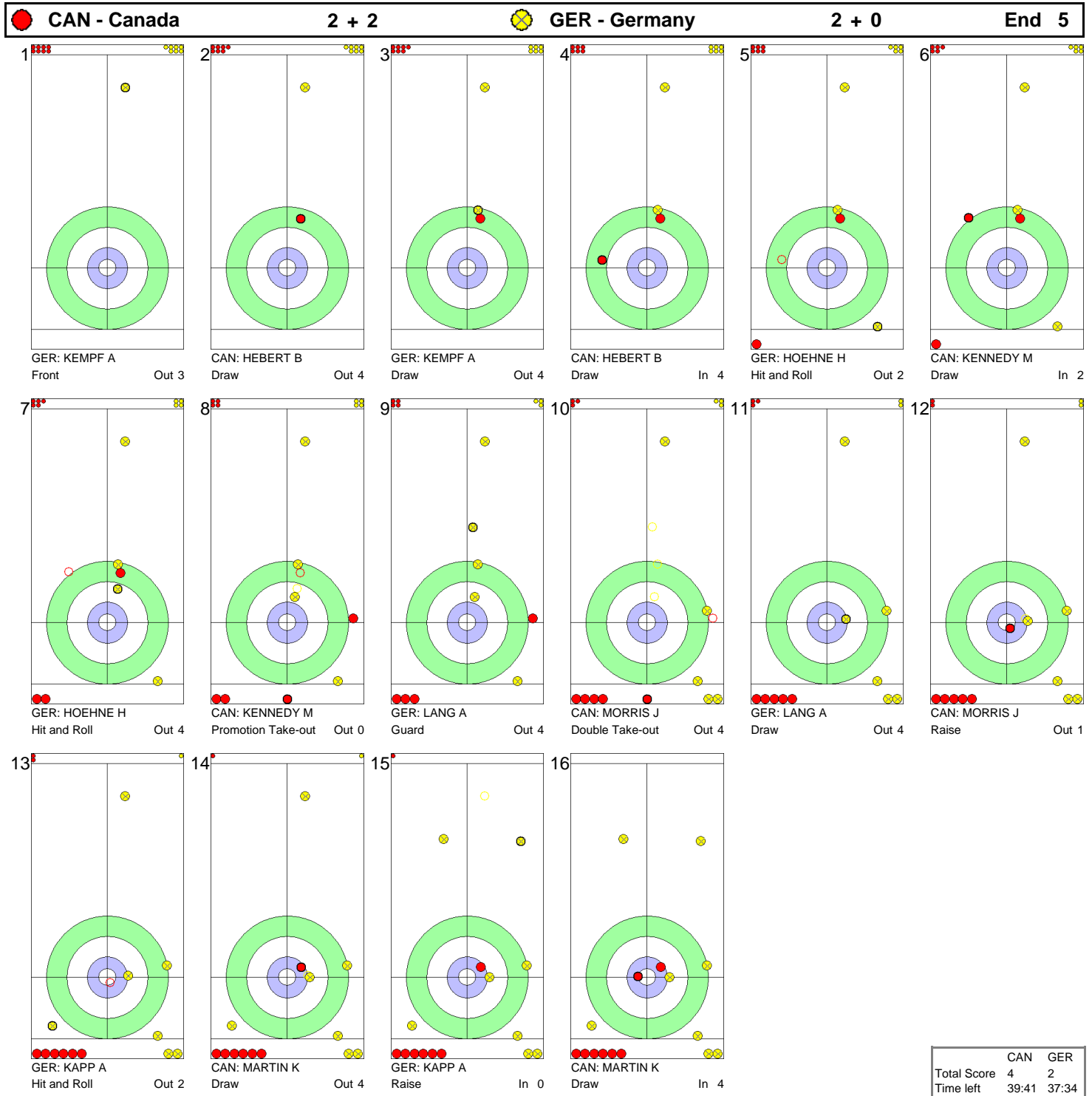
	CAN	GER
Total Score	2	2
Time left	46:56	45:16





GAME - SHOT BY SHOT / DÉROULEMENT DE LA PARTIE

TUE 16 FEB 2010 / MAR 16 FÉV 2010 START TIME / DÉBUT 19:00





	CAN	GER
Total Score	4	2
Time left	39:41	37:34



GAME - SHOT BY SHOT / DÉROULEMENT DE LA PARTIE

TUE 16 FEB 2010 / MAR 16 FÉV 2010 START TIME / DÉBUT 19:00

 <b>CAN - Canada</b>		<b>4 + 0</b>		 <b>GER - Germany</b>		<b>2 + 1</b>		<b>End 6</b>	
1									
CAN: HEBERT B		Out 4		GER: KEMPF A		Out 4			
2									
CAN: HEBERT B		Out 4		GER: KEMPF A		Out 2			
3									
CAN: HEBERT B		Out 4		GER: KEMPF A		In 3			
4									
CAN: HEBERT B		Out 4		GER: KEMPF A		In 2			
5									
CAN: KENNEDY M		In 3		GER: HOEHNE H		Draw		In 2	
6									
CAN: KENNEDY M		In 3		GER: HOEHNE H		Draw		In 2	
7									
CAN: KENNEDY M		In 3		GER: HOEHNE H		Hit and Roll		In 3	
8									
CAN: KENNEDY M		In 3		GER: HOEHNE H		Hit and Roll		In 3	
9									
CAN: MORRIS J		In 3		GER: LANG A		Hit and Roll		In 3	
10									
CAN: MORRIS J		In 3		GER: LANG A		Hit and Roll		In 3	
11									
CAN: MORRIS J		Out 4		GER: LANG A		Promotion Take-out		Out 4	
12									
CAN: MORRIS J		Out 4		GER: LANG A		Draw		In 4	
13									
CAN: MARTIN K		In 4		GER: KAPP A		Draw		In 4	
14									
CAN: MARTIN K		In 4		GER: KAPP A		Draw		In 4	
15									
CAN: MARTIN K		Out 4		GER: KAPP A		Draw		In 4	
16									
CAN: MARTIN K		Out 4		GER: KAPP A		Draw		In 4	

	CAN	GER
Total Score	4	3
Time left	30:55	28:37



GAME - SHOT BY SHOT / DÉROULEMENT DE LA PARTIE

TUE 16 FEB 2010 / MAR 16 FÉV 2010 START TIME / DÉBUT 19:00

**CAN - Canada** 4 + 3 **GER - Germany** 3 + 0 **End 7**





	CAN	GER
Total Score	7	3
Time left	23:27	21:30



GAME - SHOT BY SHOT / DÉROULEMENT DE LA PARTIE

TUE 16 FEB 2010 / MAR 16 FÉV 2010 START TIME / DÉBUT 19:00

 <b>CAN - Canada</b>		<b>7 + 0</b>		 <b>GER - Germany</b>		<b>3 + 1</b>		<b>End 8</b>			
1		2		3		4		5		6	
CAN: HEBERT B Draw		GER: KEMPF A Front In 4		CAN: HEBERT B Draw		GER: KEMPF A Raise In 4		CAN: KENNEDY M Clearing In 4		GER: HOEHNE H Raise Out 2	
7		8		9		10		11		12	
CAN: KENNEDY M Take-out Out 4		GER: HOEHNE H Draw Out 3		CAN: MORRIS J Clearing Out 4		GER: LANG A Draw Out 3		CAN: MORRIS J Raise Out 4		GER: LANG A Draw Out 3	
13		14		15		16					
CAN: MARTIN K Take-out Out 4		GER: KAPP A Raise In 4		CAN: MARTIN K Take-out Out 4		GER: KAPP A Take-out Out 4					

	CAN	GER
Total Score	7	4
Time left	17:05	14:03



GAME - SHOT BY SHOT / DÉROULEMENT DE LA PARTIE

TUE 16 FEB 2010 / MAR 16 FÉV 2010 START TIME / DÉBUT 19:00

<b>CAN - Canada</b>		<b>7 + 2</b>		<b>GER - Germany</b>		<b>4 + 0</b>		<b>End 9</b>			
1	<p>GER: KEMPF A Front Out 4</p>	2	<p>CAN: HEBERT B Draw Out 4</p>	3	<p>GER: KEMPF A Front Out 0</p>	4	<p>CAN: HEBERT B Hit and Roll Out 0</p>	5	<p>GER: HOEHNE H Draw Out 4</p>	6	<p>CAN: KENNEDY M Clearing In 4</p>
7	<p>GER: HOEHNE H Guard Out 4</p>	8	<p>CAN: KENNEDY M Clearing Out 4</p>	9	<p>GER: LANG A Guard Out 4</p>	10	<p>CAN: MORRIS J Clearing In 4</p>	11	<p>GER: LANG A Guard Out 4</p>	12	<p>CAN: MORRIS J Clearing Out 4</p>
13	<p>GER: KAPP A Draw Out 2</p>	14	<p>CAN: MARTIN K Take-out Out 4</p>	15	<p>GER: KAPP A Draw Out 3</p>	16	<p>CAN: MARTIN K Take-out Out 4</p>				

**NOTES**

Points:  
4 = 100%  
3 = 75%  
2 = 50%  
1 = 25%  
0 = 0%  
X = not considered

Handle:  
In Clockwise  
Out Counter-clockwise

	CAN	GER
Total Score	9	4
Time left	10:04	07:01



## GAME RESULTS / RÉSULTATS DE LA PARTIE

TUE 16 FEB 2010 / MAR 16 FÉV 2010 START TIME / DÉBUT 19:00

Sheet	Round	Team	LSFE	1	2	3	4	5	6	7	8	9	10	Extra	Ends	Total
B	1	CHN - People's Republic of China	*	0	0	0	1	0	0	3	0	1	0			5
	1	FRA - France		1	0	0	0	1	2	0	0	0	2			6

CHN - People's Republic of China		Game	All
4	LIU Rui	84 %	84 %
3 S	WANG Fengchun	83 %	83 %
2	XU Xiaoming	81 %	81 %
1	ZANG Jialiang	79 %	79 %
A	LI Hongchen	- %	- %
Team Total		82 %	82 %

FRA - France		Game	All
4 S	DUFOUR Thomas	83 %	83 %
3	ANGIBOUST Tony	71 %	71 %
2	DUCROZ Jan Henri	88 %	88 %
1	DUCROZ Richard	76 %	76 %
A	MATHIEU Raphael	- %	- %
Team Total		79 %	79 %

Time remaining: 0 minutes 16 seconds

Last Stone Draw: 0.0 cm

Time-out: end 8, CHN-7; end 10, CHN-6

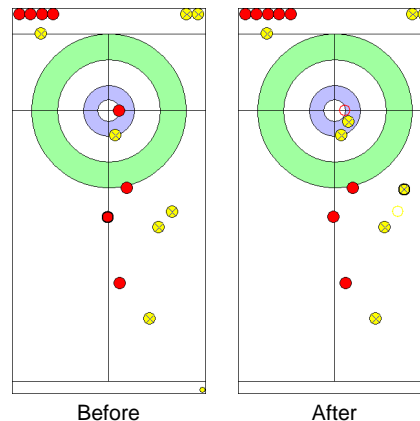
Time remaining: 0 minutes 4 seconds

Last Stone Draw: 3.5 cm

Time-out: end 10, FRA-4; end 10, FRA-8

### Most Important Shot:

French Skip DUFOUR T threw an amazing Promotion Take-out, hitting a corner guard onto the completely guarded Chinese shot stone on the button. The stone did not need sweeping at all and remained in the house to give the French team 2 points for the win.



End: 10  
Team: FRA  
Player: DUFOUR T  
Stone: Fourth, 2nd stone  
Task: Promotion Take-out  
Handle: Out-turn  
Points: 100%

● : CHN  
● : FRA

### NOTES

Team position and functions are attached to each team member's name as follows:  
4 = Fourth, 3 = Third, 2 = Second, 1 = Lead, A = Alternate, S = Skip

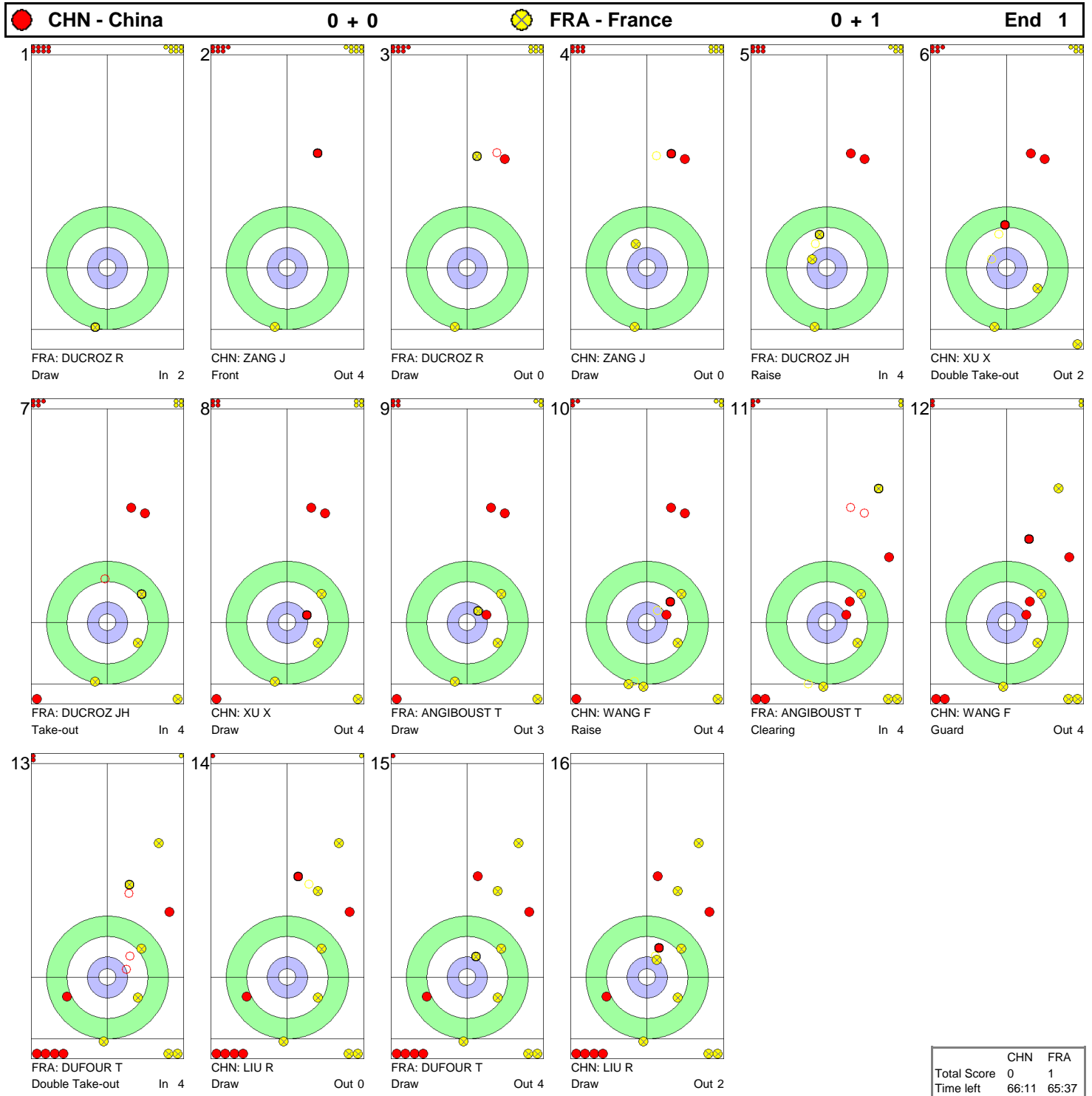
### LEGEND

LSFE (\*) Last stone first end



GAME - SHOT BY SHOT / DÉROULEMENT DE LA PARTIE

TUE 16 FEB 2010 / MAR 16 FÉV 2010 START TIME / DÉBUT 19:00



	CHN	FRA
Total Score	0	1
Time left	66:11	65:37



## GAME - SHOT BY SHOT / DÉROULEMENT DE LA PARTIE

TUE 16 FEB 2010 / MAR 16 FÉV 2010 START TIME / DÉBUT 19:00

● CHN - China		0 + 0		● FRA - France		1 + 0		End 2									
1		FRA: DUCROZ R Draw In 4	2		CHN: ZANG J Front Out 4	3		FRA: DUCROZ R Guard In 3	4		CHN: ZANG J Draw In 0	5		FRA: DUCROZ JH Take-out In 4	6		CHN: XU X Double Take-out Out 4
7		FRA: DUCROZ JH Hit and Roll Out 4	8		CHN: XU X Take-out In 4	9		FRA: ANGIBOUST T Take-out In 4	10		CHN: WANG F Draw Out 3	11		FRA: ANGIBOUST T Raise Out 0	12		CHN: WANG F Draw Out 2
13		FRA: DUFOUR T Double Take-out In 2	14		CHN: LIU X Draw Out 4	15		FRA: DUFOUR T Double Take-out In 4	16		CHN: LIU R through Out X						

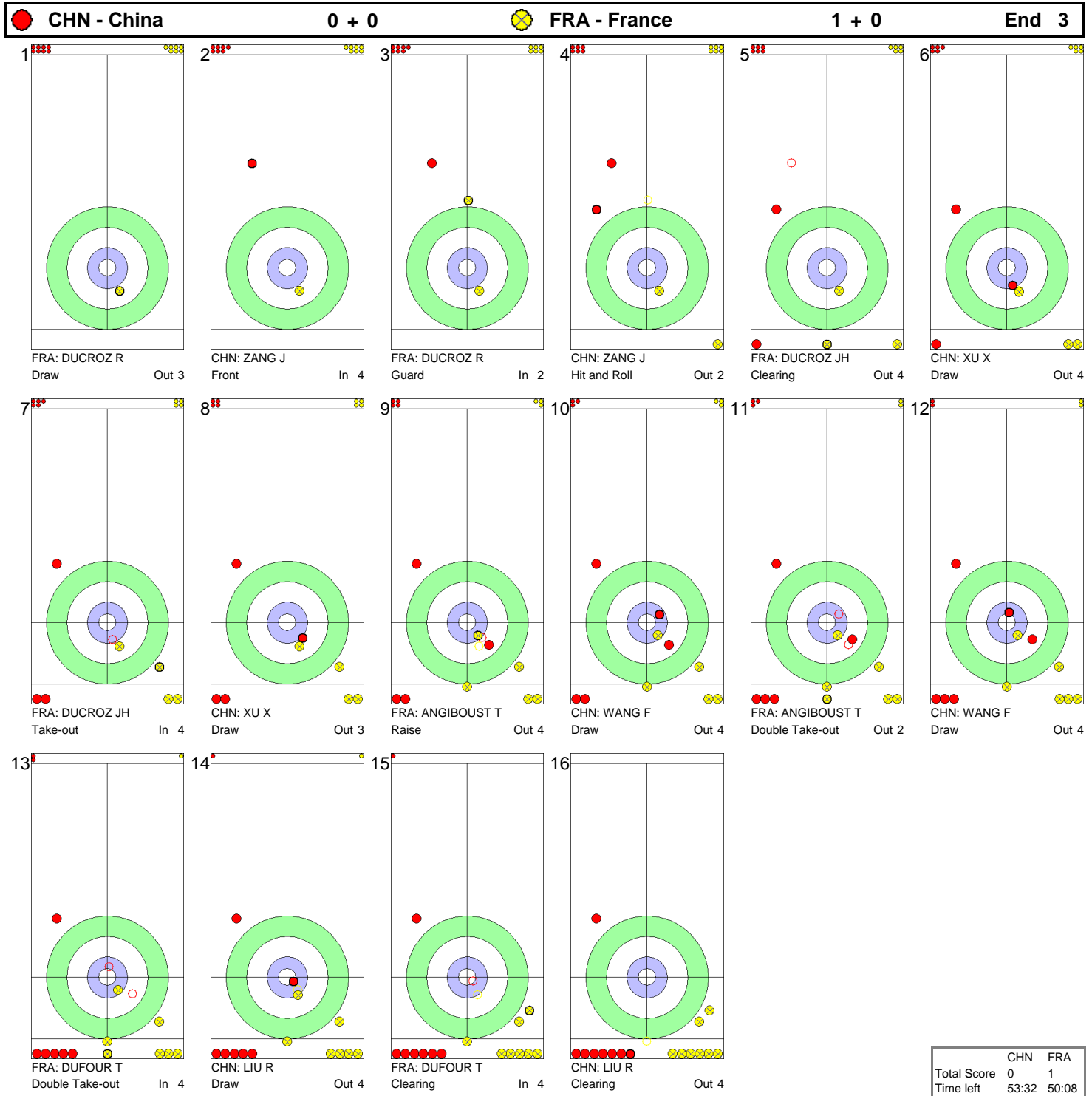
	CHN	FRA
Total Score	0	1
Time left	60:04	58:05





GAME - SHOT BY SHOT / DÉROULEMENT DE LA PARTIE

TUE 16 FEB 2010 / MAR 16 FÉV 2010 START TIME / DÉBUT 19:00

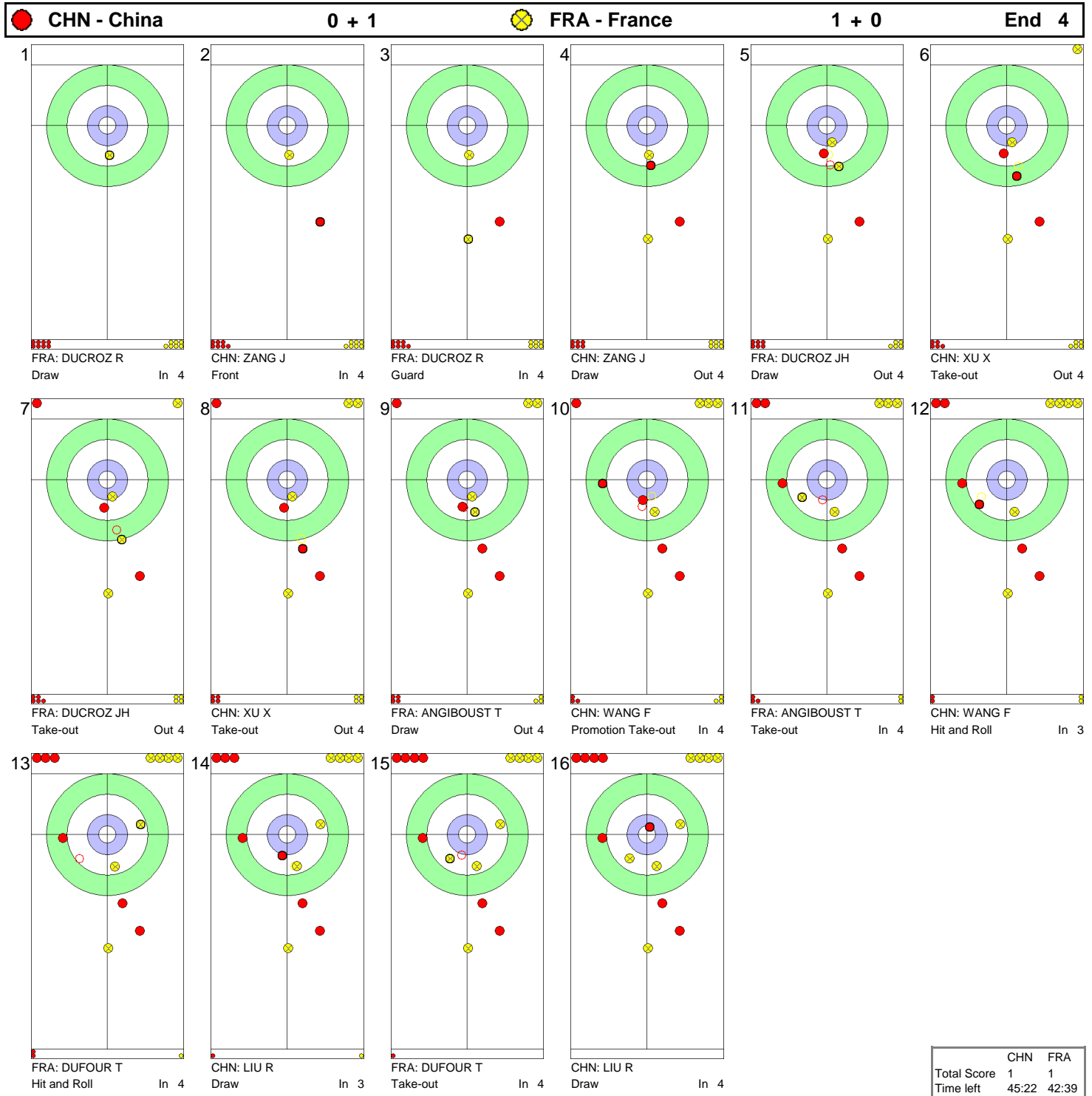


	CHN	FRA
Total Score	0	1
Time left	53:32	50:08



## GAME - SHOT BY SHOT / DÉROULEMENT DE LA PARTIE

TUE 16 FEB 2010 / MAR 16 FÉV 2010 START TIME / DÉBUT 19:00





GAME - SHOT BY SHOT / DÉROULEMENT DE LA PARTIE

TUE 16 FEB 2010 / MAR 16 FÉV 2010 START TIME / DÉBUT 19:00

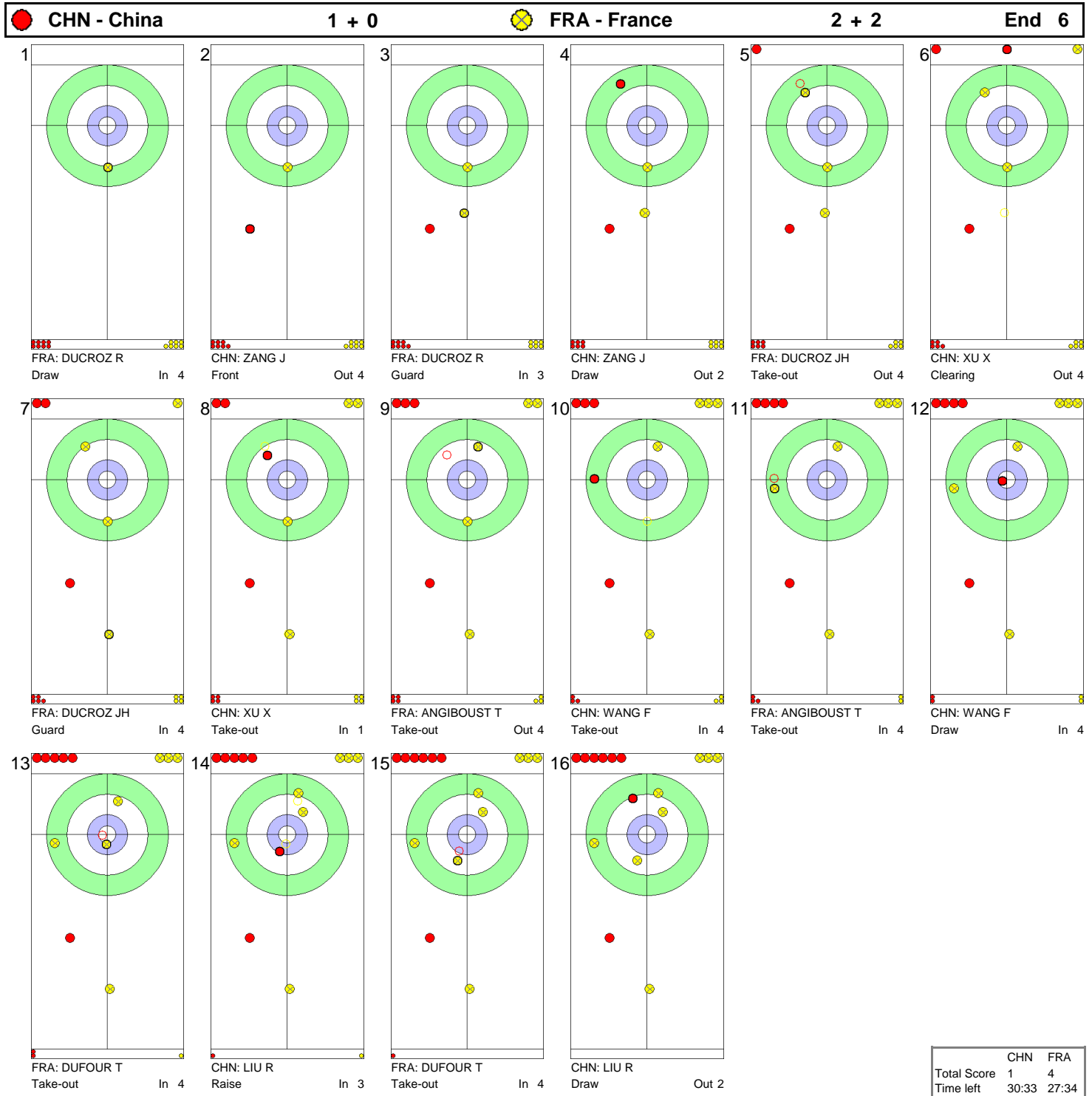


	CHN	FRA
Total Score	1	2
Time left	37:57	34:41



## GAME - SHOT BY SHOT / DÉROULEMENT DE LA PARTIE

TUE 16 FEB 2010 / MAR 16 FÉV 2010 START TIME / DÉBUT 19:00

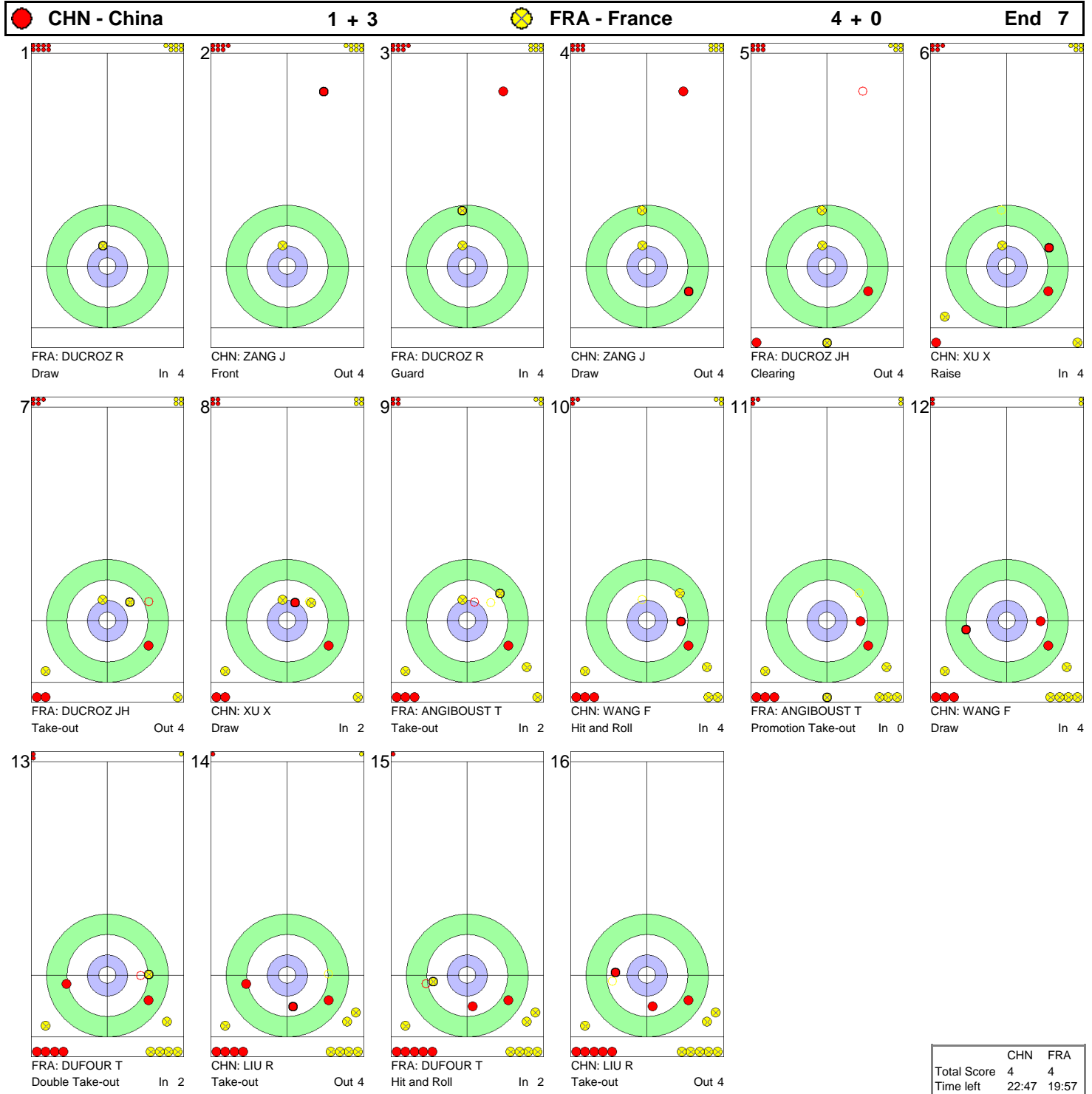


	CHN	FRA
Total Score	1	4
Time left	30:33	27:34



GAME - SHOT BY SHOT / DÉROULEMENT DE LA PARTIE

TUE 16 FEB 2010 / MAR 16 FÉV 2010 START TIME / DÉBUT 19:00

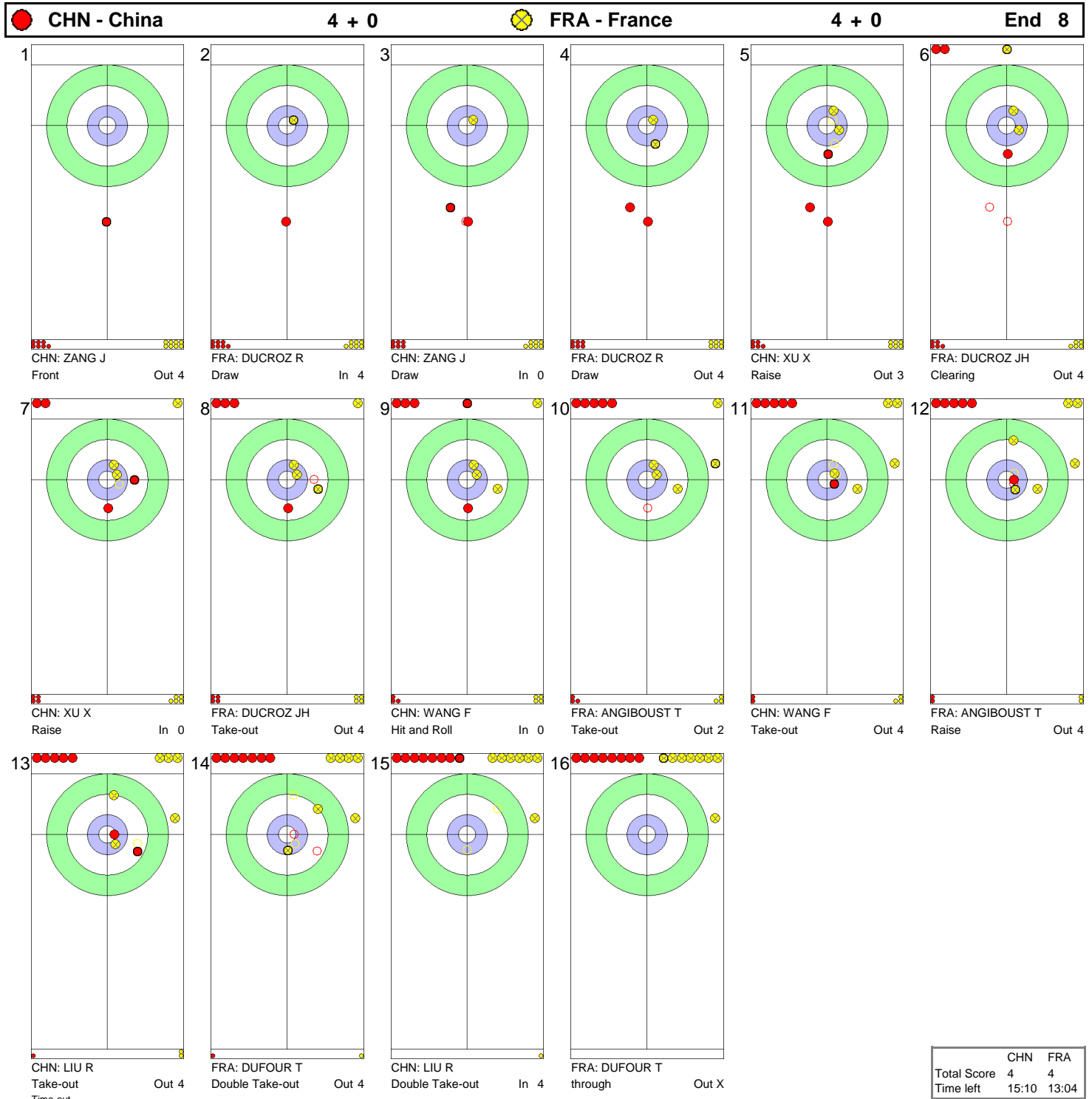


	CHN	FRA
Total Score	4	4
Time left	22:47	19:57



GAME - SHOT BY SHOT / DÉROULEMENT DE LA PARTIE

TUE 16 FEB 2010 / MAR 16 FÉV 2010 START TIME / DÉBUT 19:00

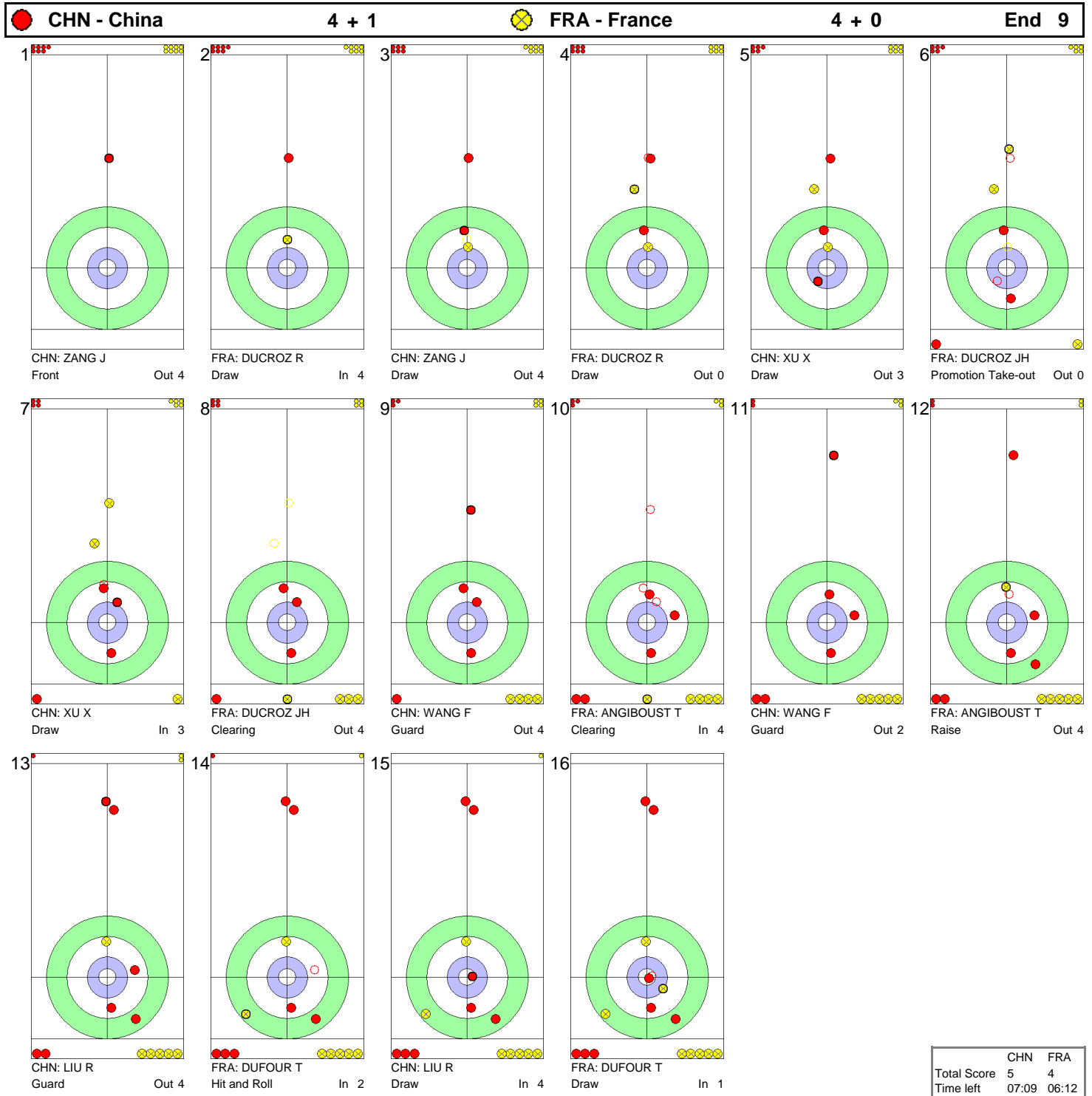


	CHN	FRA
Total Score	4	4
Time left	15:10	13:04



GAME - SHOT BY SHOT / DÉROULEMENT DE LA PARTIE

TUE 16 FEB 2010 / MAR 16 FÉV 2010 START TIME / DÉBUT 19:00



	CHN	FRA
Total Score	5	4
Time left	07:09	06:12



## GAME - SHOT BY SHOT / DÉROULEMENT DE LA PARTIE

TUE 16 FEB 2010 / MAR 16 FÉV 2010 START TIME / DÉBUT 19:00

**● CHN - China**      **5 + 0**      **● FRA - France**      **4 + 2**      **End 10**



**NOTES**  
Points:  
4 = 100%  
3 = 75%  
2 = 50%  
1 = 25%  
0 = 0%  
X = not considered

Handle:  
In Clockwise  
Out Counter-clockwise

	CHN	FRA
Total Score	5	6
Time left	00:16	00:04





## GAME RESULTS / RÉSULTATS DE LA PARTIE

TUE 16 FEB 2010 / MAR 16 FÉV 2010 START TIME / DÉBUT 19:00

Sheet	Round	Team	LSFE	1	2	3	4	5	6	7	8	9	10	Extra	Ends	Total
D	2	USA - United States of America	*	0	0	0	1	0	0	2	0	2	0			5
	2	NOR - Norway		0	1	0	0	1	0	0	2	0	1	1		6

USA - United States of America		Game	All
4 S	SHUSTER John	72 %	72 %
3	SMITH Jason	77 %	79 %
2	ISAACSON Jeff	75 %	71 %
1	BENTON John	73 %	80 %
A	PLYS Chris	- %	- %
Team Total		74 %	76 %

NOR - Norway		Game	All
4 S	ULSRUD Thomas	77 %	78 %
3	NERGAARD Torger	76 %	74 %
2	SVAE Christoffer	83 %	82 %
1	PETERSSON Haavard Vad	76 %	88 %
A	LOEVOLD Thomas	- %	- %
Team Total		78 %	81 %

Time remaining: 4 minutes 32 seconds  
3 minutes 54 seconds (after extra end)

Last Stone Draw: 0.0 cm

Time-out: end 9, USA-6; end 11, USA-7

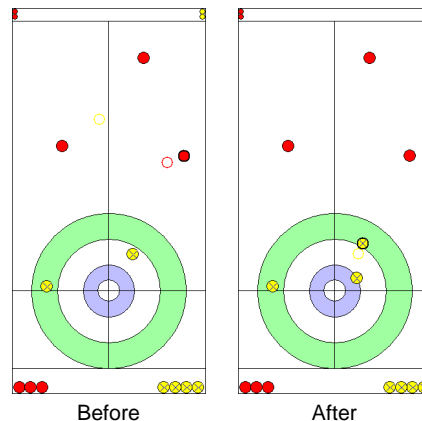
Time remaining: 3 minutes 45 seconds  
2 minutes 3 seconds (after extra end)

Last Stone Draw: 11.2 cm

Time-out: end 11, NOR-7

### Most Important Shot:

Norwegian Skip ULSRUD T raised a stone from the 8 foot to the four foot to put a lot of pressure on the U.S. Team. U.S. Skip SHUSTER J attempted a Draw to the four foot to out count Norway but just slid out the back, giving Norway the win.



End: 11  
Team: NOR  
Player: ULSRUD T  
Stone: Fourth, 1st stone  
Task: Raise  
Handle: Out-turn  
Points: 100%

● : USA  
● : NOR

### NOTES

Team position and functions are attached to each team member's name as follows:  
4 = Fourth, 3 = Third, 2 = Second, 1 = Lead, A = Alternate, S = Skip

### LEGEND

LSFE (\*) Last stone first end



GAME - SHOT BY SHOT / DÉROULEMENT DE LA PARTIE

TUE 16 FEB 2010 / MAR 16 FÉV 2010 START TIME / DÉBUT 19:00

**USA - United States** 0 + 0 **NOR - Norway** 0 + 0 **End 1**



	USA	NOR
Total Score	0	0
Time left	67:47	67:12



GAME - SHOT BY SHOT / DÉROULEMENT DE LA PARTIE

TUE 16 FEB 2010 / MAR 16 FÉV 2010 START TIME / DÉBUT 19:00

**USA - United States** 0 + 0 **NOR - Norway** 0 + 1 **End 2**

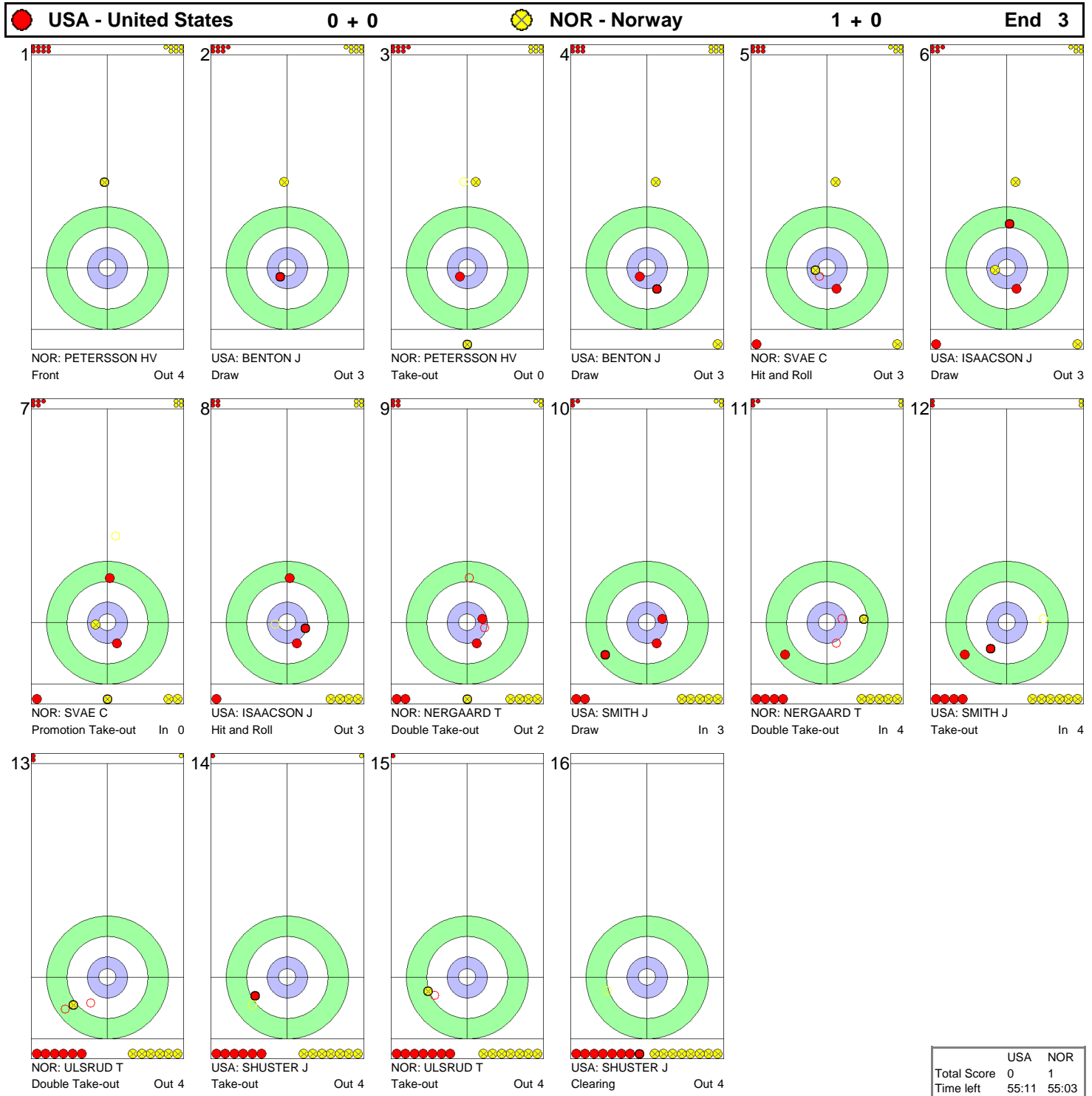


	USA	NOR
Total Score	0	1
Time left	61:00	60:40



GAME - SHOT BY SHOT / DÉROULEMENT DE LA PARTIE

TUE 16 FEB 2010 / MAR 16 FÉV 2010 START TIME / DÉBUT 19:00



	USA	NOR
Total Score	0	1
Time left	55:11	55:03



GAME - SHOT BY SHOT / DÉROULEMENT DE LA PARTIE

TUE 16 FEB 2010 / MAR 16 FÉV 2010 START TIME / DÉBUT 19:00

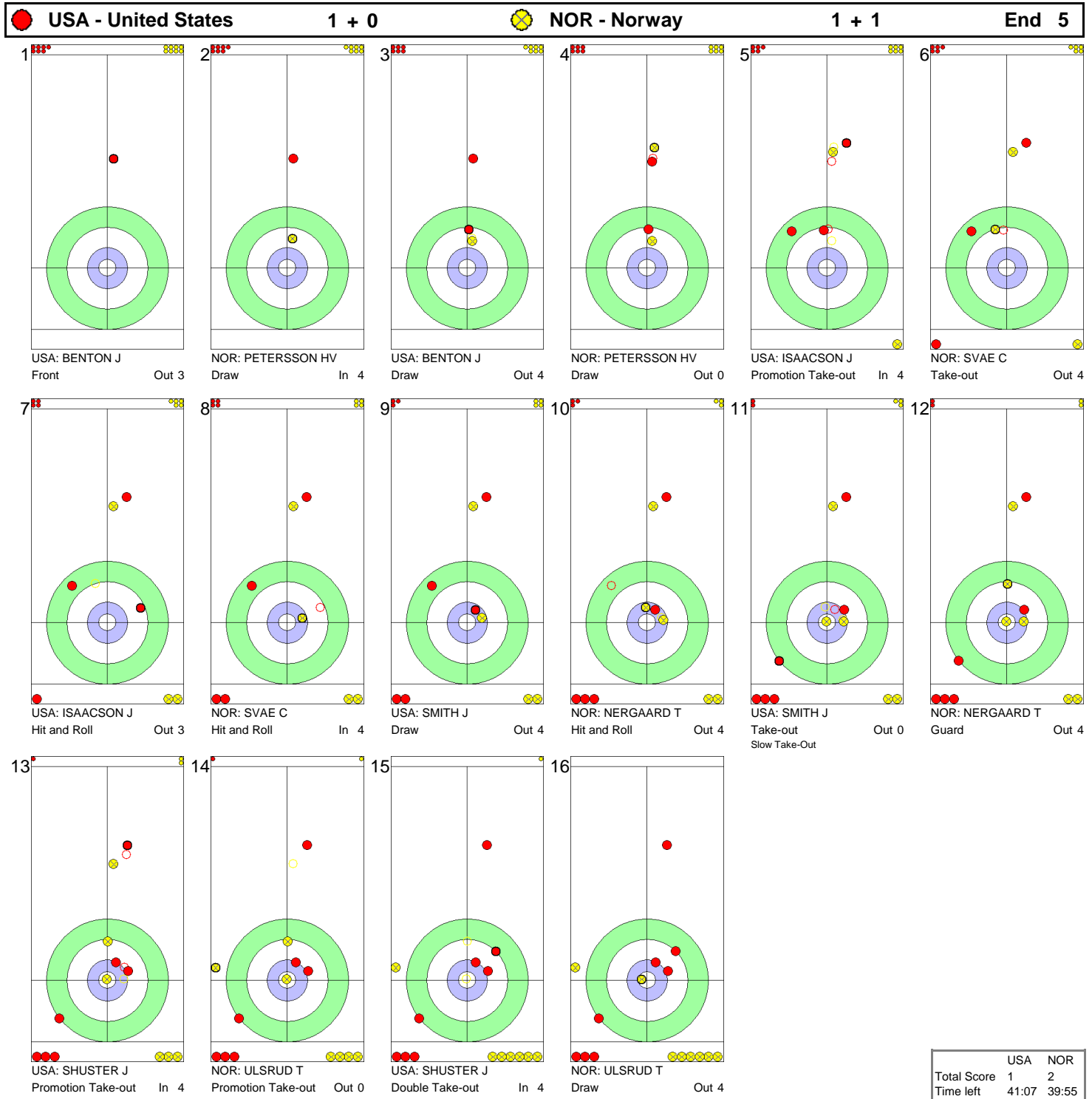
● USA - United States		0 + 1	● NOR - Norway	1 + 0	End 4
1					
	NOR: PETERSSON HV Front	Out 0			
2					
	USA: BENTON J Front	Out 0			
3					
	NOR: PETERSSON HV Take-out	Out 4			
4					
	USA: BENTON J Take-out	Out 4			
5					
	NOR: SVAE C Promotion Take-out	In 2			
6					
	USA: ISAACSON J Draw	Out 2			
7					
	NOR: SVAE C Hit and Roll	Out 3			
8					
	USA: ISAACSON J Take-out	Out 4			
9					
	NOR: NERGAARD T Take-out	Out 4			
10					
	USA: SMITH J Hit and Roll	Out 2			
11					
	NOR: NERGAARD T Take-out	Out 4			
12					
	USA: SMITH J Hit and Roll	Out 3			
13					
	NOR: ULSRUD T Take-out	Out 4			
14					
	USA: SHUSTER J Double Take-out	Out 2			
15					
	NOR: ULSRUD T Draw	Out 4			
16					
	USA: SHUSTER J Draw	Out 4			

	USA	NOR
Total Score	1	1
Time left	49:35	48:36



GAME - SHOT BY SHOT / DÉROULEMENT DE LA PARTIE

TUE 16 FEB 2010 / MAR 16 FÉV 2010 START TIME / DÉBUT 19:00



	USA	NOR
Total Score	1	2
Time left	41:07	39:55



GAME - SHOT BY SHOT / DÉROULEMENT DE LA PARTIE

TUE 16 FEB 2010 / MAR 16 FÉV 2010 START TIME / DÉBUT 19:00

**USA - United States** 1 + 0 **NOR - Norway** 2 + 0 **End 6**

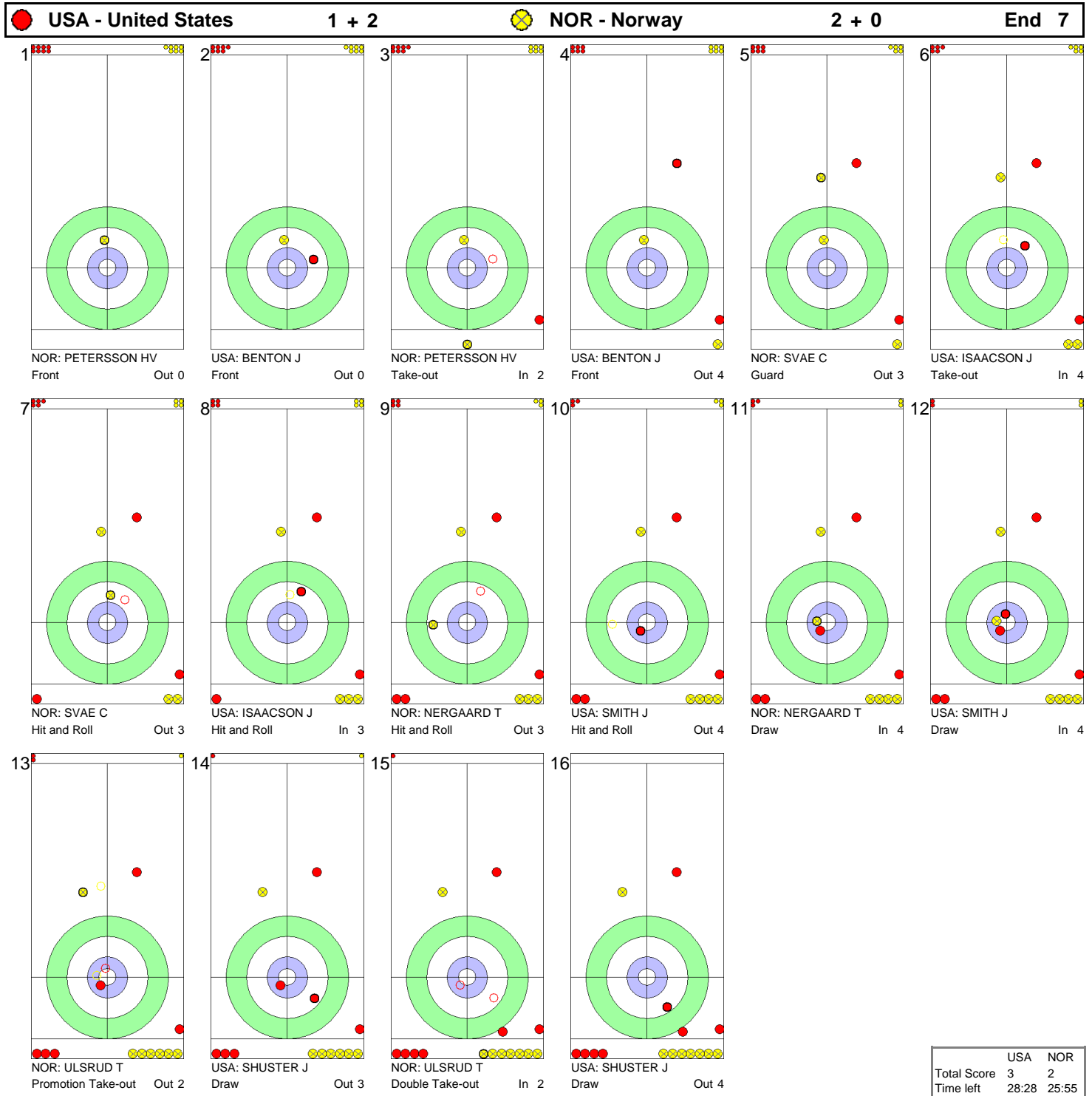


	USA	NOR
Total Score	1	2
Time left	35:21	34:10



## GAME - SHOT BY SHOT / DÉROULEMENT DE LA PARTIE

TUE 16 FEB 2010 / MAR 16 FÉV 2010 START TIME / DÉBUT 19:00



	USA	NOR
Total Score	3	2
Time left	28:28	25:55





GAME - SHOT BY SHOT / DÉROULEMENT DE LA PARTIE

TUE 16 FEB 2010 / MAR 16 FÉV 2010 START TIME / DÉBUT 19:00

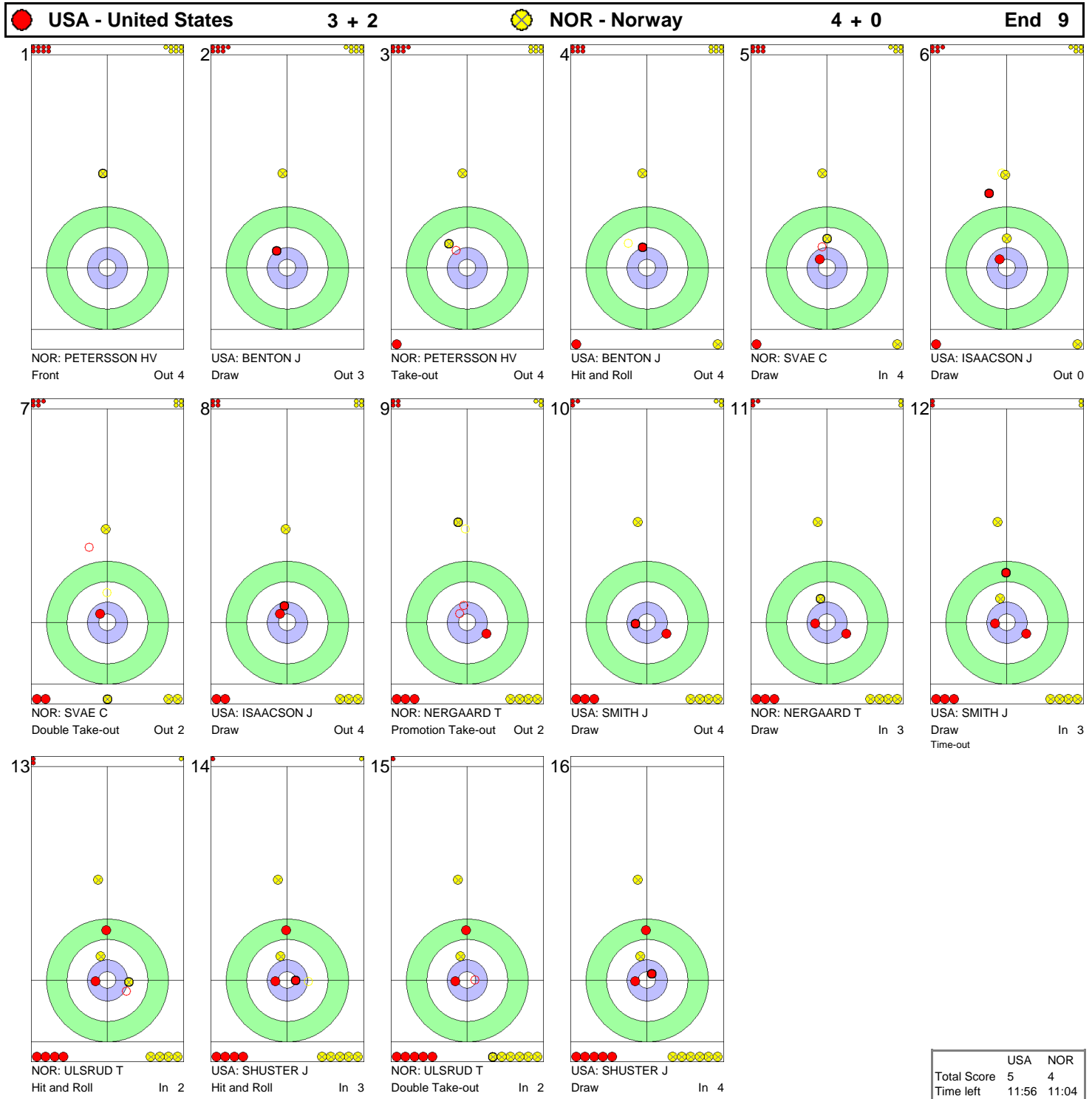
● USA - United States		3 + 0	● NOR - Norway	2 + 2	End 8
1					
USA: BENTON J	Draw				
2					
NOR: PETERSSON HV	Front				
3					
USA: BENTON J	Guard				
4					
NOR: PETERSSON HV	Hit and Roll				
5					
USA: ISAACSON J	Take-out				
6					
NOR: SVAE C	Hit and Roll				
7					
USA: ISAACSON J	Take-out				
8					
NOR: SVAE C	Hit and Roll				
9					
USA: SMITH J	Promotion Take-out				
10					
NOR: NERGAARD T	Draw				
11					
USA: SMITH J	Double Take-out				
12					
NOR: NERGAARD T	Draw				
13					
USA: SHUSTER J	Draw				
14					
NOR: ULSRUD T	Raise				
15					
USA: SHUSTER J	Draw				
16					
NOR: ULSRUD T	Take-out				

	USA	NOR
Total Score	3	4
Time left	20:43	18:55



GAME - SHOT BY SHOT / DÉROULEMENT DE LA PARTIE

TUE 16 FEB 2010 / MAR 16 FÉV 2010 START TIME / DÉBUT 19:00



	USA	NOR
Total Score	5	4
Time left	11:56	11:04



GAME - SHOT BY SHOT / DÉROULEMENT DE LA PARTIE

TUE 16 FEB 2010 / MAR 16 FÉV 2010 START TIME / DÉBUT 19:00

**USA - United States** 5 + 0 **NOR - Norway** 4 + 1 **End 10**



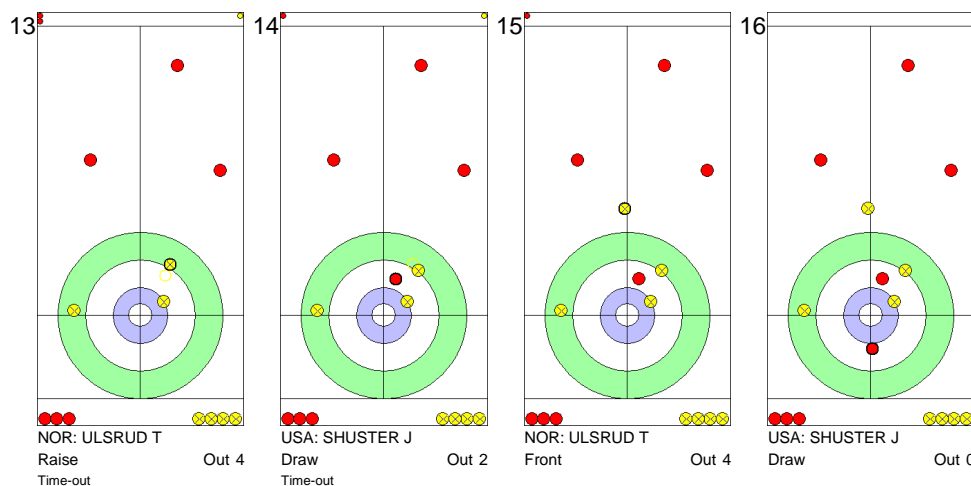
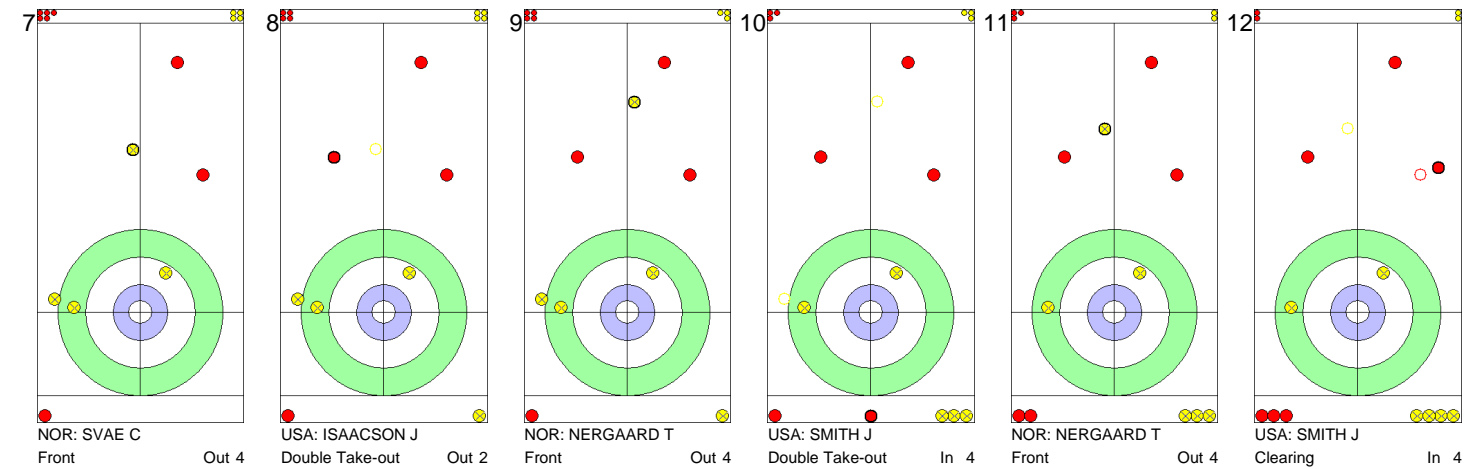
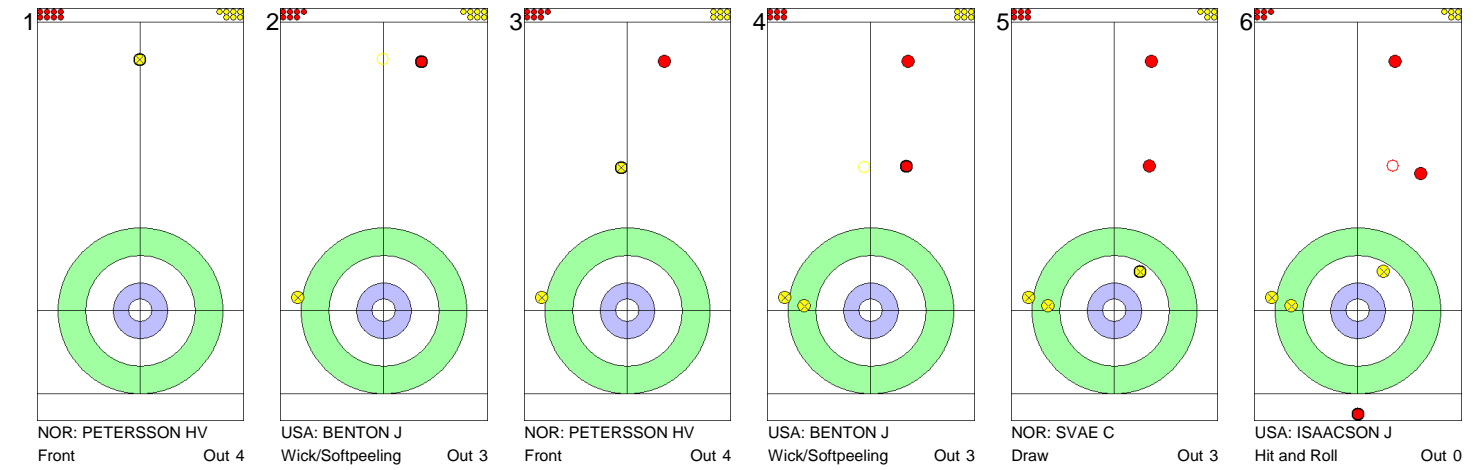
	USA	NOR
Total Score	5	5
Time left	04:32	03:45



GAME - SHOT BY SHOT / DÉROULEMENT DE LA PARTIE

TUE 16 FEB 2010 / MAR 16 FÉV 2010 START TIME / DÉBUT 19:00

**USA - United States 5 + 0**      **NOR - Norway 5 + 1**      **End 11**



**NOTES**  
Points:  
4 = 100%  
3 = 75%  
2 = 50%  
1 = 25%  
0 = 0%  
X = not considered  
Handle:  
In Clockwise  
Out Counter-clockwise

	USA	NOR
Total Score	5	6
Time left	03:54	02:03



## SESSION RESULTS AND STANDINGS RÉSULTATS DE LA SESSION ET CLASSEMENT

TUE 16 FEB 2010 / MAR 16 FÉV 2010 START TIME / DÉBUT 9:00

Sheet	Round	Team	LSFE	1	2	3	4	5	6	7	8	9	10	Extra	Ends	Total
A	1	GBR - Great Britain	*	0	1	0	0	0	0	1	0	2	0			4
	1	SWE - Sweden		0	0	2	0	0	1	0	2	0	1			6
B	1	NOR - Norway		0	0	1	0	3	0	0	0	0	2	0		6
	1	CAN - Canada	*	0	3	0	2	0	0	0	0	1	0	1		7
C	1	USA - United States of America	*	0	1	0	2	0	0	1	0	1	X			5
	1	GER - Germany		1	0	2	0	1	1	0	2	0	X			7
D	1	SUI - Switzerland	*	0	0	0	1	1	0	4	0	0	0			6
	1	DEN - Denmark		0	0	0	0	0	1	0	2	1	1			5

### Standings After Round Robin Session 1

Rank	Team	Games	Wins	Losses
1	CAN - Canada	1	1	0
1	GER - Germany	1	1	0
1	SUI - Switzerland	1	1	0
1	SWE - Sweden	1	1	0
5	CHN - People's Republic of China	0	0	0
5	FRA - France	0	0	0
7	DEN - Denmark	1	0	1
7	GBR - Great Britain	1	0	1
7	NOR - Norway	1	0	1
7	USA - United States of America	1	0	1

#### LEGEND

LSFE (\*) Last stone first end

X Unplayed/unfinished end due to concession



## SESSION REVIEW / SYNTHÈSE DE LA SESSION

TUE 16 FEB 2010 / MAR 16 FÉV 2010 START TIME / DÉBUT 9:00

Men: Session 1 - SWE 6-4 GBR, CAN 7-6 NOR, GER 7-5 USA, SUI 6-5 DEN

VANCOUVER, Feb 16 - Session 1 of the Men's Curling tournament at the Vancouver 2010 Olympic Winter Games saw an upset of one of the two joint Gold medal favourites and a near upset of the other.

The Swedes, the youngest team in the draw, convincingly defeated reigning world champion Great Britain 6-4, while Norway pushed Canada to extra ends before falling 7-6.

The inaugural session at the Vancouver Olympic Centre was at times raucous. Stomping feet on the metal flooring of the temporary stands made the sold-out arena sound like a subway station welcoming an incoming train.

On Sheet A, Swedish skip Niklas EDIN (SWE), 24, the youngest skip in the Men's draw, put in a nerveless performance that belied his youth. From the onset his side, the 2009 European champions, had Great Britain on its heels.

Sweden led 2-1 going into the sixth, where they earned a key steal. With his last stone Great Britain skip David MURDOCH (GBR) could only remove one of two counters, and the lead grew to 3-1.

They took command in the eighth when EDIN earned two with a delicate tap-back, replacing Great Britain's shot stone in the four-foot with his shooter.

On the whole, MURDOCH was inconsistent. In the ninth, with the hammer, he threw a splendid double takeout for two to pull his rink within one. But he effectively ended the game in the tenth when he overthrew a draw with his last stone that would have left Great Britain lying two with a chance to tie.

Canada overcame some tense moments to wrest a 7-6 victory from the Norwegians on Sheet B.

The game's first key end was the second. With Canada lying three with the hammer, Norway skip Thomas ULSRUD (NOR) tried to play a freeze onto the shot stone to force Canada to take one. But he was light, leaving Canadian skip Kevin MARTIN (CAN) an easy takeout for three.

The lead grew to 5-1 through four, but Norway fought back. They scored three in the fifth when MARTIN left ULSRUD his own easy takeout for three.

Canada blanked ends six through eight to retain the hammer, but was forced to take one in the ninth, and Norway scored a deuce in the tenth to send it to extra ends.

In the tenth MARTIN had a tight draw around a Norwegian counter in the eight-foot, but pulled it off to earn the victory.

On Sheet C, Germany scored a minor upset over the United States, winning 7-5.

They stole a key single in the first, when USA skip John SHUSTER (USA), wrecked on a guard with the last rock, and another in the sixth, when SHUSTER could only remove one of two German counters.

German skip Andy KAPP (GER) shone throughout. A clutch takeout to score two in the eighth put his rink ahead 7-4. They went into the tenth leading 7-5 with the hammer, where KAPP threw a clutch double takeout with his first skip stone to earn the concession.

On Sheet D, Switzerland took a 6-5 decision from Denmark.

The key end was the seventh, when Danish fourth Johnny FREDERIKSEN (DEN) rubbed a guard on a last-stone draw, leaving Swiss fourth Ralph STOECKLI (SUI) an easy double for four, to give Switzerland a 6-1 advantage.

The Swiss played defensively thereafter, satisfied to give up steals of one in the ninth and tenth ends and coast to victory.



## GAME RESULTS / RÉSULTATS DE LA PARTIE

TUE 16 FEB 2010 / MAR 16 FÉV 2010 START TIME / DÉBUT 9:00

Sheet	Round	Team	LSFE	1	2	3	4	5	6	7	8	9	10	Extra	Ends	Total
A	1	GBR - Great Britain	*	0	1	0	0	0	0	1	0	2	0			4
	1	SWE - Sweden		0	0	2	0	0	1	0	2	0	1			6

GBR - Great Britain		Game	All
4 S	MURDOCH David	66 %	66 %
3	MACDONALD Ewan	70 %	70 %
2	SMITH Pete	66 %	66 %
1	BYERS Euan	91 %	91 %
A	CONNAL Graeme	- %	- %
Team Total		73 %	73 %

SWE - Sweden		Game	All
4 S	EDIN Niklas	88 %	88 %
3	KRAUPP Sebastian	83 %	83 %
2	LINDBERG Fredrik	94 %	94 %
1	KJAELL Viktor	80 %	80 %
A	ERIKSSON Oskar	- %	- %
Team Total		86 %	86 %

Time remaining: 5 minutes 0 seconds

Last Stone Draw: 0.0 cm

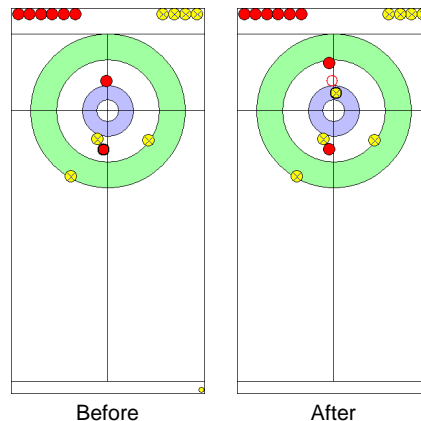
Time-out: end 8, GBR-8

Time remaining: 11 minutes 34 seconds

Last Stone Draw: 42.7 cm

### Most Important Shot:

Swedish Skip EDIN N threw a light weight tap back on a British stone in the four foot to score 2.



End: 8  
Team: SWE  
Player: EDIN N  
Stone: Fourth, 2nd stone  
Task: Raise  
Handle: Out-turn  
Points: 100%

● : GBR  
● : SWE

### NOTES

Team position and functions are attached to each team member's name as follows:  
4 = Fourth, 3 = Third, 2 = Second, 1 = Lead, A = Alternate, S = Skip

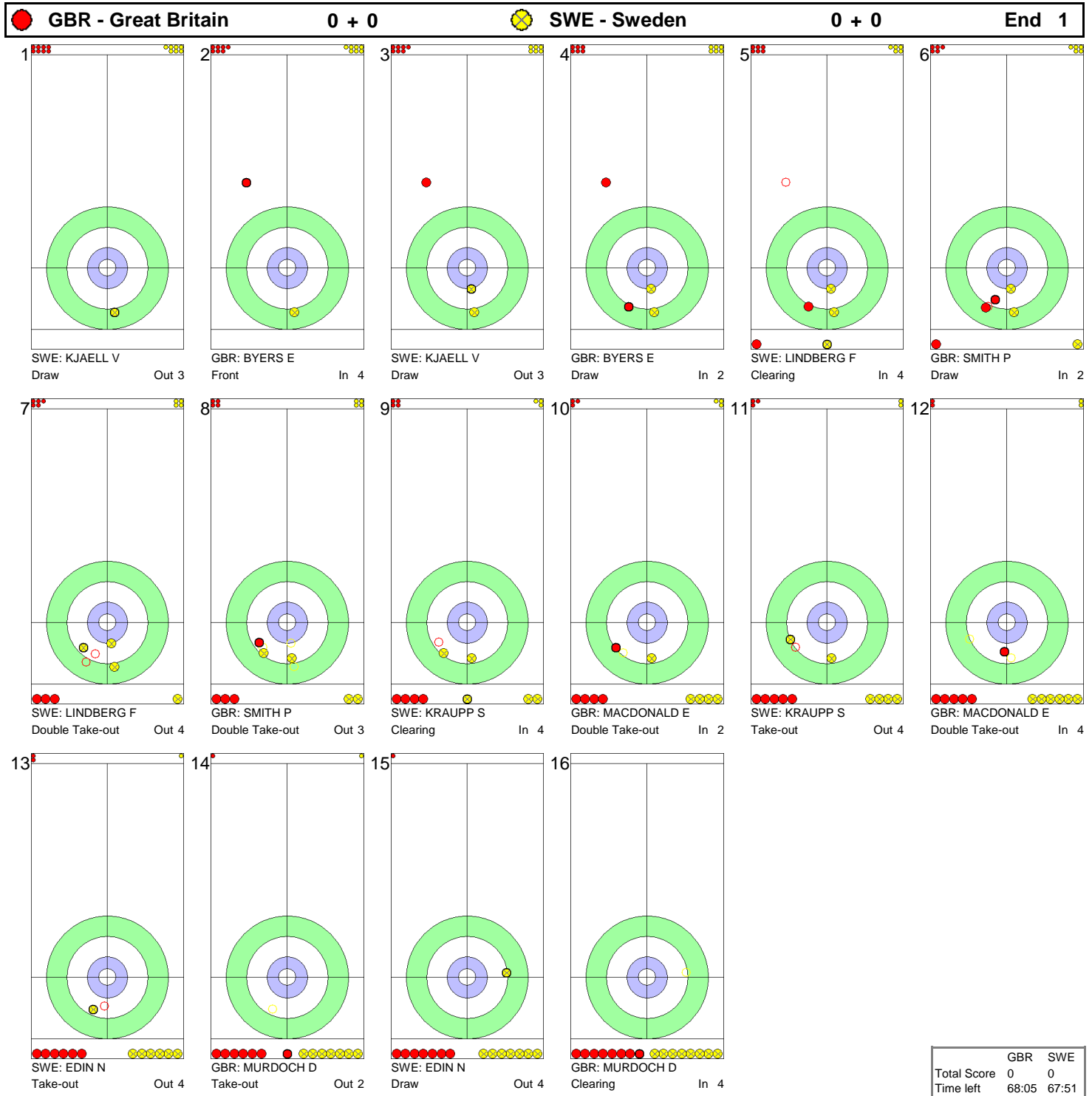
### LEGEND

LSFE (\*) Last stone first end



GAME - SHOT BY SHOT / DÉROULEMENT DE LA PARTIE

TUE 16 FEB 2010 / MAR 16 FÉV 2010 START TIME / DÉBUT 9:00





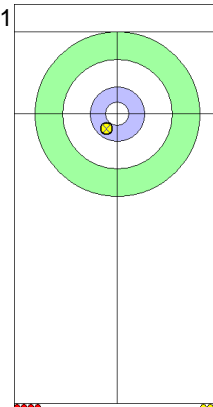
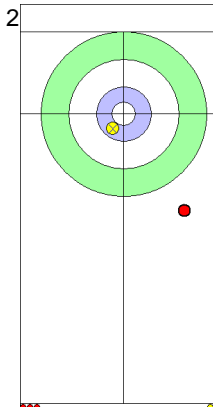
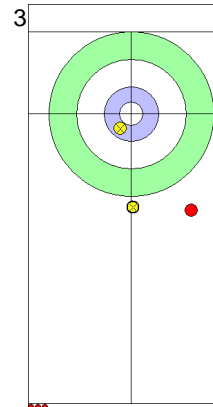
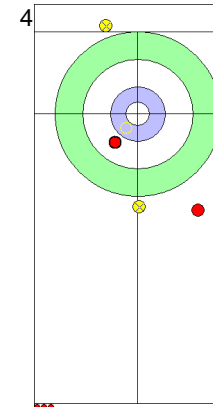
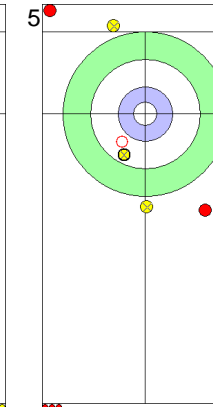
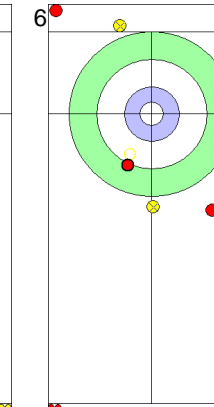
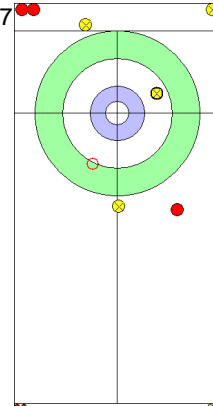
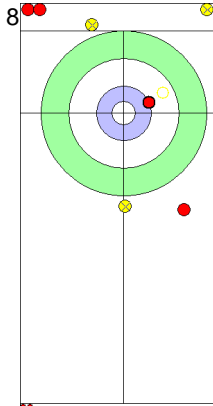
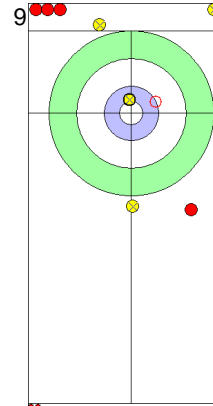
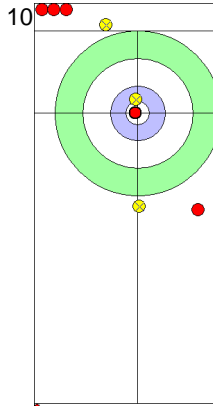
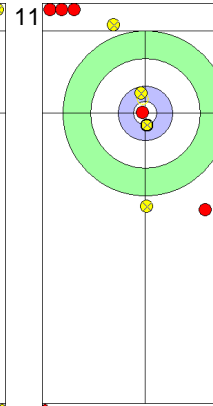
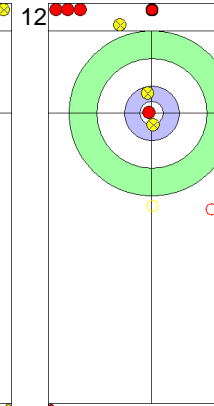
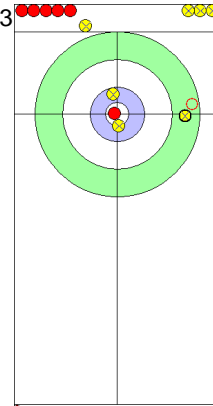
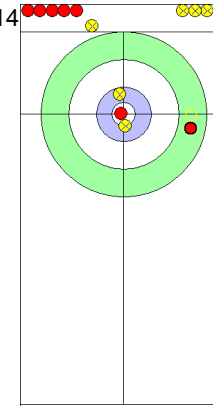
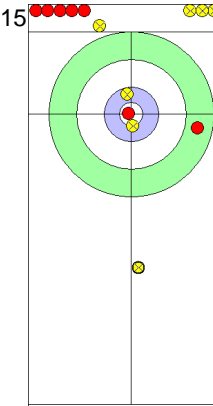
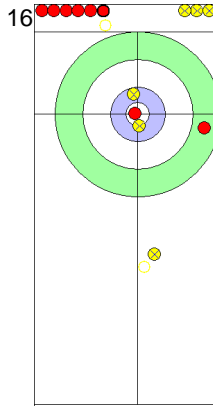
	GBR	SWE
Total Score	0	0
Time left	68:05	67:51





GAME - SHOT BY SHOT / DÉROULEMENT DE LA PARTIE

TUE 16 FEB 2010 / MAR 16 FÉV 2010 START TIME / DÉBUT 9:00

 <b>GBR - Great Britain</b>		0 + 1	 <b>SWE - Sweden</b>		0 + 0	End 2
1						
SWE: KJAELL V		Draw	Out 4			
2						
GBR: BYERS E		Front	In 4			
3						
SWE: KJAELL V		Draw	Out 0			
4						
GBR: BYERS E		Raise	In 3			
5						
SWE: LINDBERG F		Hit and Roll	In 3			
6						
GBR: SMITH P		Hit and Roll	In 3			
7						
SWE: LINDBERG F		Hit and Roll	In 3			
8						
GBR: SMITH P		Hit and Roll	In 3			
9						
SWE: KRAUPP S		Hit and Roll	Out 4			
10						
GBR: MACDONALD E		Draw	In 4			
11						
SWE: KRAUPP S		Draw	Out 4			
12						
GBR: MACDONALD E		Clearing	Out 4			
13						
SWE: EDIN N		Take-out	Out 4			
14						
GBR: MURDOCH D		Hit and Roll	Out 3			
15						
SWE: EDIN N		Guard	Out 3			
16						
GBR: MURDOCH D		Clearing	In 0			

	GBR	SWE
Total Score	1	0
Time left	60:33	61:38



GAME - SHOT BY SHOT / DÉROULEMENT DE LA PARTIE

TUE 16 FEB 2010 / MAR 16 FÉV 2010 START TIME / DÉBUT 9:00

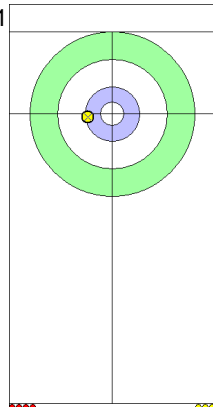
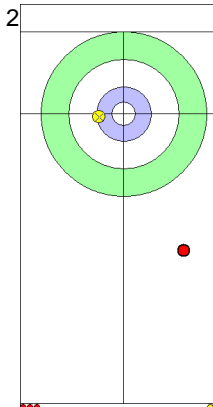
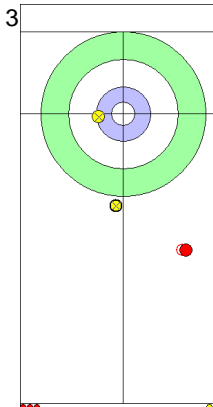
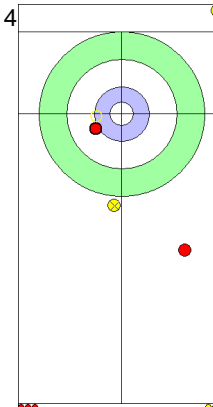
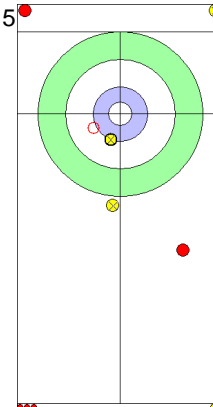
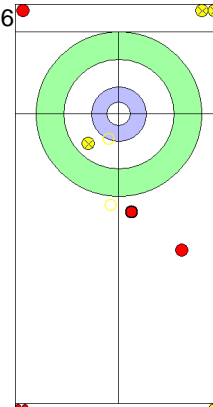
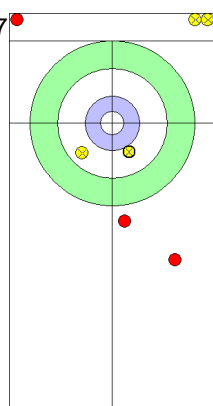
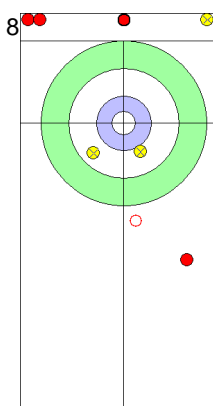
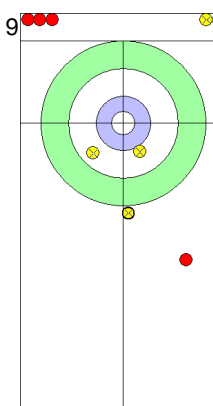
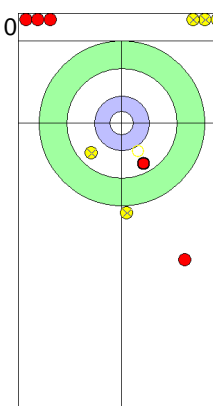
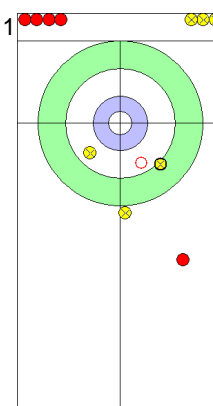
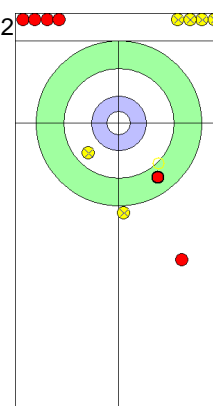
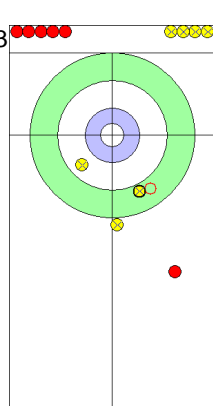
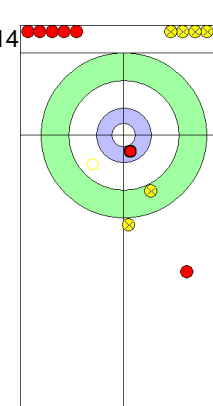
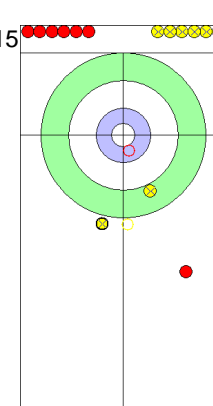
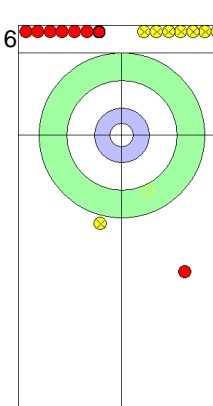
**GBR - Great Britain** 1 + 0 **SWE - Sweden** 0 + 2 **End 3**





GAME - SHOT BY SHOT / DÉROULEMENT DE LA PARTIE

TUE 16 FEB 2010 / MAR 16 FÉV 2010 START TIME / DÉBUT 9:00

● GBR - Great Britain		1 + 0	● SWE - Sweden	2 + 0	End 4
1					
2					
3					
4					
5					
6					
7					
8					
9					
10					
11					
12					
13					
14					
15					
16					

	GBR	SWE
Total Score	1	2
Time left	49:20	49:41



GAME - SHOT BY SHOT / DÉROULEMENT DE LA PARTIE

TUE 16 FEB 2010 / MAR 16 FÉV 2010 START TIME / DÉBUT 9:00

**GBR - Great Britain** 1 + 0 **SWE - Sweden** 2 + 0 **End 5**



	GBR	SWE
Total Score	1	2
Time left	44:16	44:25



GAME - SHOT BY SHOT / DÉROULEMENT DE LA PARTIE

TUE 16 FEB 2010 / MAR 16 FÉV 2010 START TIME / DÉBUT 9:00

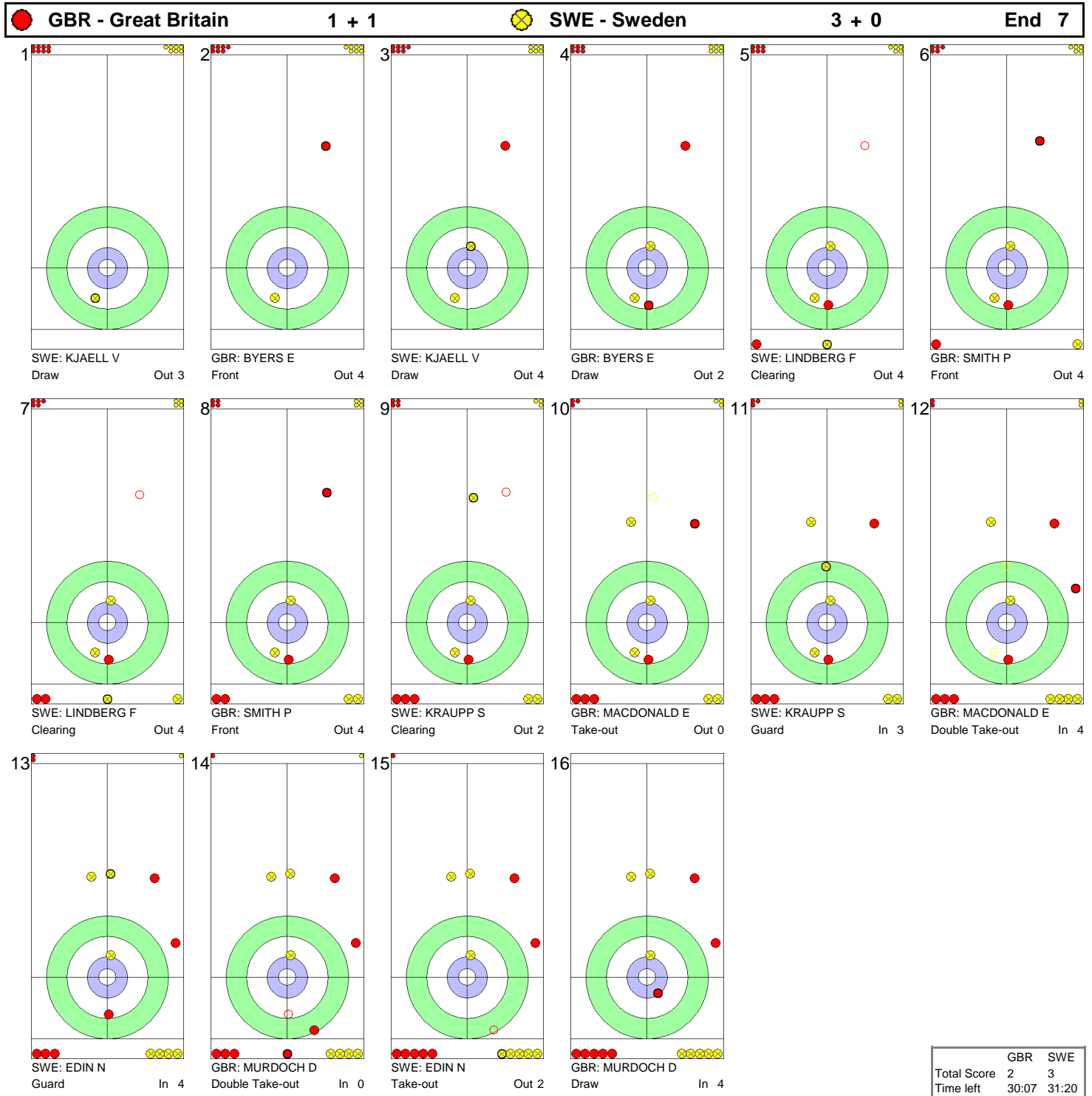
● GBR - Great Britain		1 + 0	● SWE - Sweden		2 + 1	End 6
1						
2						
3						
4						
5						
6						
7						
8						
9						
10						
11						
12						
13						
14						
15						
16						

	GBR	SWE
Total Score	1	3
Time left	37:09	36:54



GAME - SHOT BY SHOT / DÉROULEMENT DE LA PARTIE

TUE 16 FEB 2010 / MAR 16 FÉV 2010 START TIME / DÉBUT 9:00



	GBR	SWE
Total Score	2	3
Time left	30:07	31:20



GAME - SHOT BY SHOT / DÉROULEMENT DE LA PARTIE

TUE 16 FEB 2010 / MAR 16 FÉV 2010 START TIME / DÉBUT 9:00

**GBR - Great Britain** 2 + 0 **SWE - Sweden** 3 + 2 **End 8**



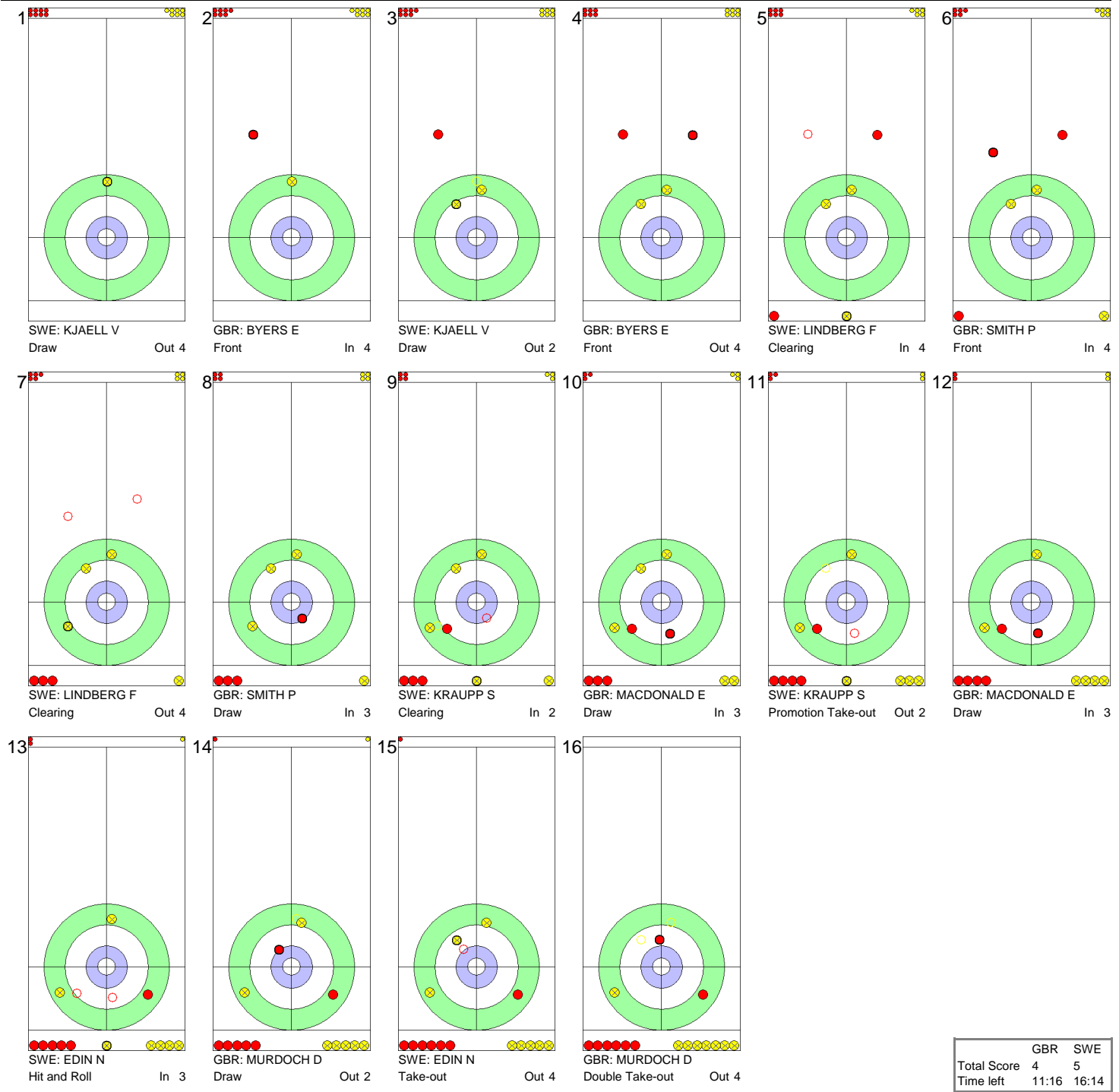
	GBR	SWE
Total Score	2	5
Time left	20:42	23:07



GAME - SHOT BY SHOT / DÉROULEMENT DE LA PARTIE

TUE 16 FEB 2010 / MAR 16 FÉV 2010 START TIME / DÉBUT 9:00

● **GBR - Great Britain**      **2 + 2**     
 ● **SWE - Sweden**      **5 + 0**     
 **End 9**



	GBR	SWE
Total Score	4	5
Time left	11:16	16:14





GAME - SHOT BY SHOT / DÉROULEMENT DE LA PARTIE

TUE 16 FEB 2010 / MAR 16 FÉV 2010 START TIME / DÉBUT 9:00

● GBR - Great Britain		4 + 0		● SWE - Sweden		5 + 1		End 10			
1		2		3		4		5		6	
7		8		9		10		11		12	
13		14		15		16					

**NOTES**

Points:  
4 = 100%  
3 = 75%  
2 = 50%  
1 = 25%  
0 = 0%  
X = not considered

Handle:  
In Clockwise  
Out Counter-clockwise

	GBR	SWE
Total Score	4	6
Time left	05:00	11:34



## GAME RESULTS / RÉSULTATS DE LA PARTIE

TUE 16 FEB 2010 / MAR 16 FÉV 2010 START TIME / DÉBUT 9:00

Sheet	Round	Team	LSFE	1	2	3	4	5	6	7	8	9	10	Extra	Ends	Total
B	1	NOR - Norway		0	0	1	0	3	0	0	0	0	2	0		6
	1	CAN - Canada	*	0	3	0	2	0	0	0	0	1	0	1		7

NOR - Norway		Game	All
4 S	ULSRUD Thomas	80 %	80 %
3	NERGAARD Torger	73 %	73 %
2	SVAE Christoffer	82 %	82 %
1	PETERSSON Haavard Vad	100 %	100 %
A	LOEVOLD Thomas	- %	- %
Team Total		84 %	84 %

CAN - Canada		Game	All
4 S	MARTIN Kevin	93 %	93 %
3	MORRIS John	90 %	90 %
2	KENNEDY Marc	91 %	91 %
1	HEBERT Ben	92 %	92 %
A	ENRIGHT Adam	- %	- %
Team Total		91 %	91 %

Time remaining: 5 minutes 15 seconds  
2 minutes 42 seconds (after extra end)

Last Stone Draw: 32.7 cm

Time-out: end 9, NOR-6; end 10, NOR-6; end 11, NOR-8

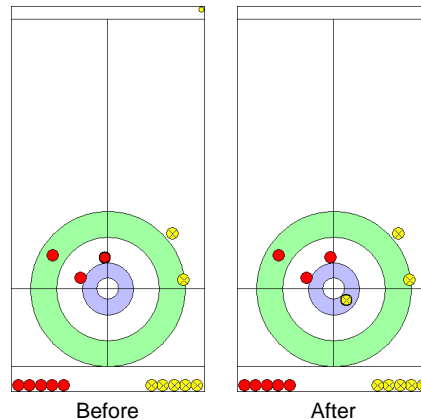
Time remaining: 11 minutes 30 seconds  
5 minutes 36 seconds (after extra end)

Last Stone Draw: 14.4 cm

Time-out: end 11, CAN-8

### Most Important Shot:

Canadian Skip MARTIN K draws to the four foot against Norway's shot stones to win the game in the extra end.



End: 11  
Team: CAN  
Player: MARTIN K  
Stone: Fourth, 2nd stone  
Task: Draw  
Handle: In-turn  
Points: 100%

● : NOR  
● : CAN

### NOTES

Team position and functions are attached to each team member's name as follows:  
4 = Fourth, 3 = Third, 2 = Second, 1 = Lead, A = Alternate, S = Skip



### LEGEND

LSFE (\*) Last stone first end



GAME - SHOT BY SHOT / DÉROULEMENT DE LA PARTIE

TUE 16 FEB 2010 / MAR 16 FÉV 2010 START TIME / DÉBUT 9:00

 <b>NOR - Norway</b>		<b>0 + 0</b>		 <b>CAN - Canada</b>		<b>0 + 0</b>		<b>End 1</b>			
1		2		3		4		5		6	
7		8		9		10		11		12	
13		14		15		16					

	NOR	CAN
Total Score	0	0
Time left	69:19	68:28



GAME - SHOT BY SHOT / DÉROULEMENT DE LA PARTIE

TUE 16 FEB 2010 / MAR 16 FÉV 2010 START TIME / DÉBUT 9:00



	NOR	CAN
Total Score	0	3
Time left	60:17	61:32



GAME - SHOT BY SHOT / DÉROULEMENT DE LA PARTIE

TUE 16 FEB 2010 / MAR 16 FÉV 2010 START TIME / DÉBUT 9:00

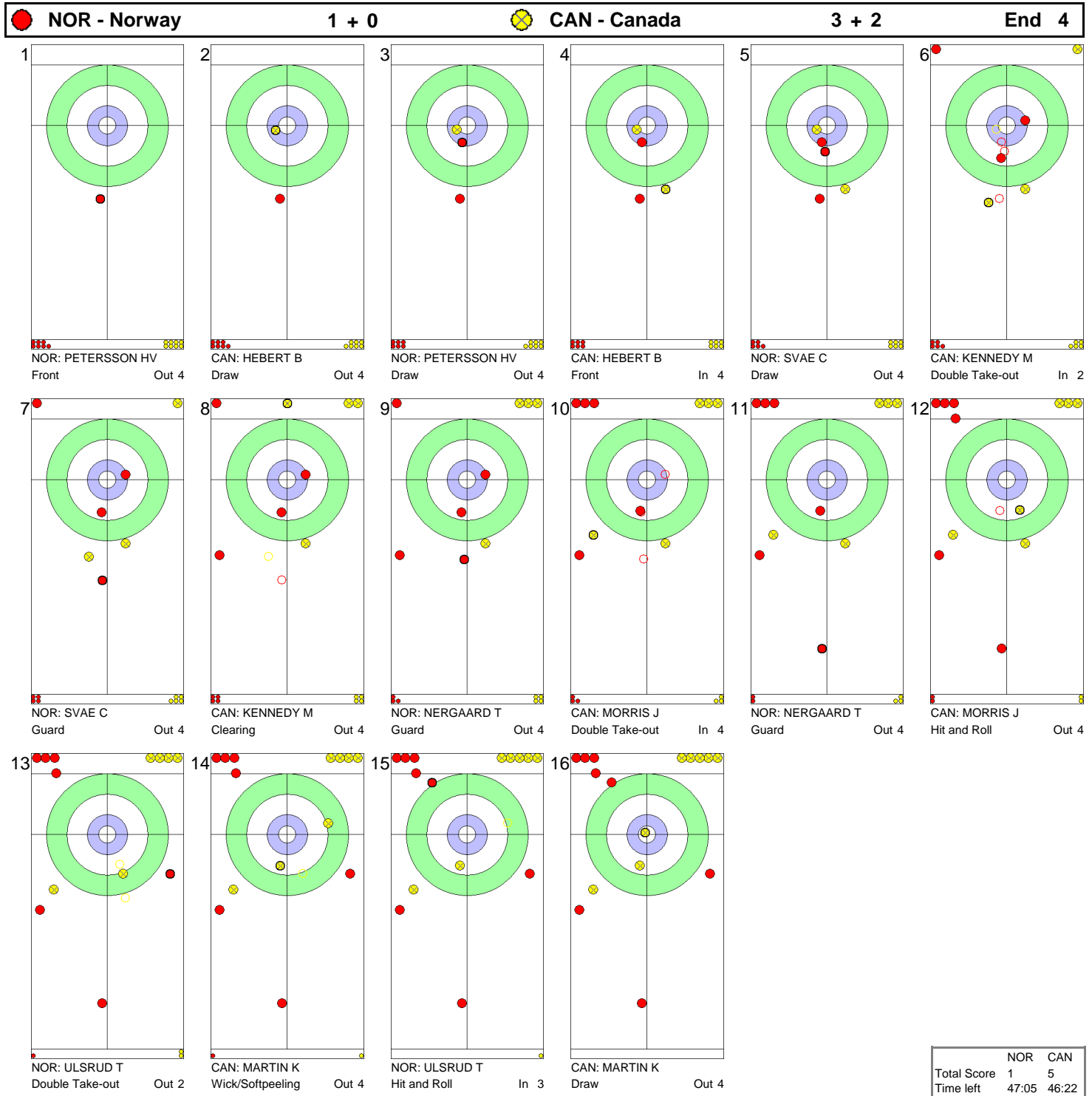


	NOR	CAN
Total Score	1	3
Time left	53:38	54:03



GAME - SHOT BY SHOT / DÉROULEMENT DE LA PARTIE

TUE 16 FEB 2010 / MAR 16 FÉV 2010 START TIME / DÉBUT 9:00



	NOR	CAN
Total Score	1	5
Time left	47:05	46:22



GAME - SHOT BY SHOT / DÉROULEMENT DE LA PARTIE

TUE 16 FEB 2010 / MAR 16 FÉV 2010 START TIME / DÉBUT 9:00



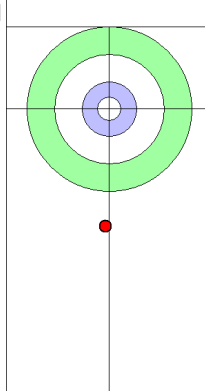
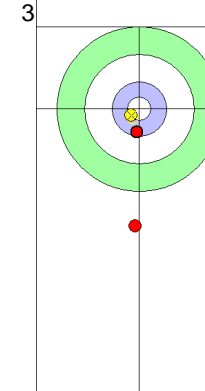
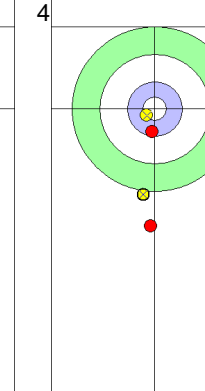
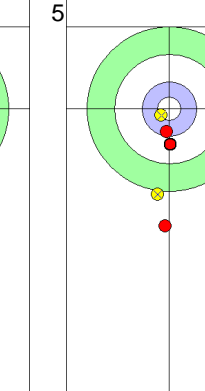
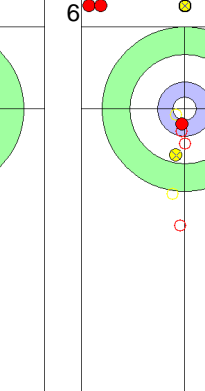
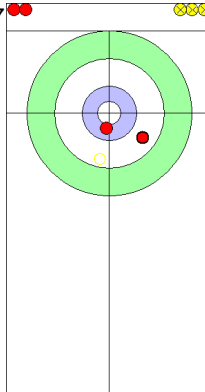
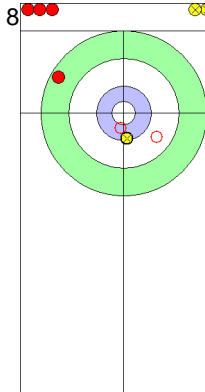
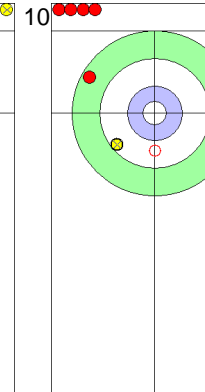
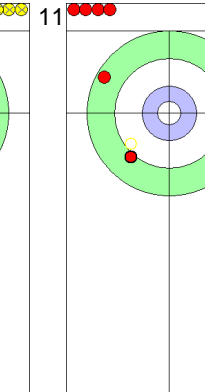
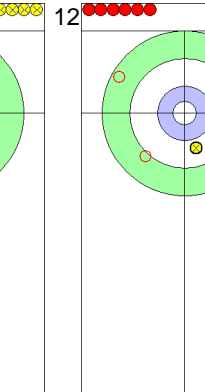
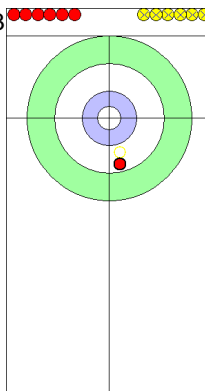
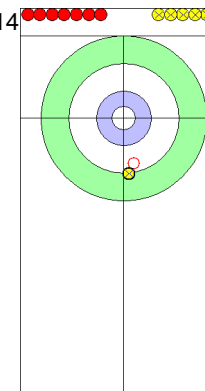
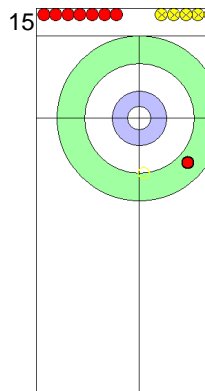
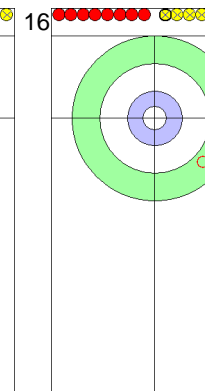


	NOR	CAN
Total Score	4	5
Time left	39:29	38:52



GAME - SHOT BY SHOT / DÉROULEMENT DE LA PARTIE

TUE 16 FEB 2010 / MAR 16 FÉV 2010 START TIME / DÉBUT 9:00

 <b>NOR - Norway</b>		<b>4 + 0</b>		 <b>CAN - Canada</b>		<b>5 + 0</b>		<b>End 6</b>			
1		2		3		4		5		6	
NOR: PETERSSON HV Front		CAN: HEBERT B Draw		NOR: PETERSSON HV Draw		CAN: HEBERT B Draw		NOR: SVAE C Draw		CAN: KENNEDY M Clearing	
Out 4		Out 4		Out 4		In 3		Out 4		Out 4	
7		8		9		10		11		12	
NOR: SVAE C Take-out		CAN: KENNEDY M Double Take-out		NOR: NERGAARD T Take-out		CAN: MORRIS J Hit and Roll		NOR: NERGAARD T Hit and Roll		CAN: MORRIS J Double Take-out	
Out 4		Out 2		Out 4		Out 3		In 3		In 4	
13		14		15		16					
NOR: ULSRUD T Take-out		CAN: MARTIN K Take-out		NOR: ULSRUD T Take-out		CAN: MARTIN K Clearing					
Out 4		Out 4		Out 4		Out 4					

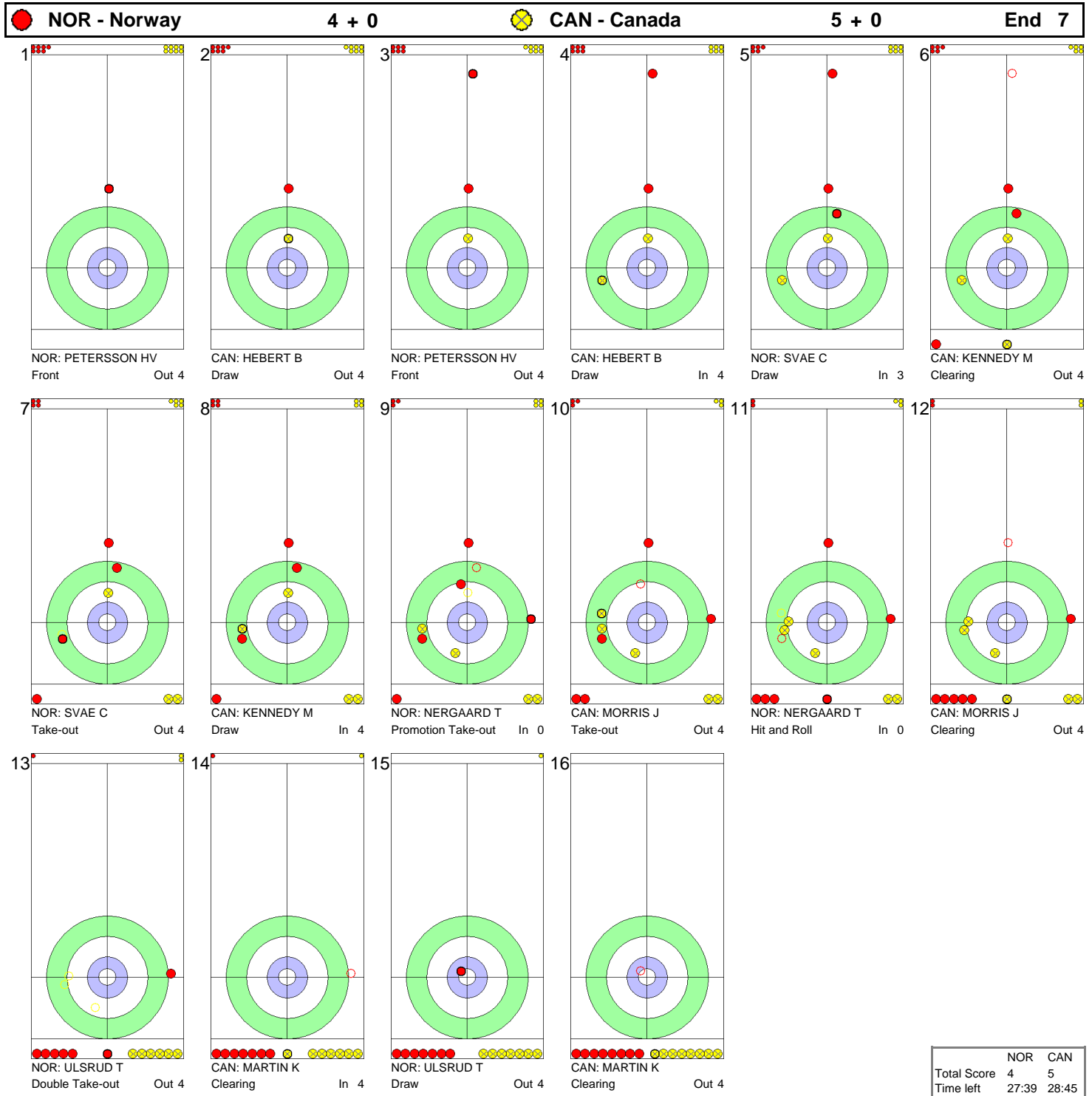
	NOR	CAN
Total Score	4	5
Time left	34:32	33:54





GAME - SHOT BY SHOT / DÉROULEMENT DE LA PARTIE

TUE 16 FEB 2010 / MAR 16 FÉV 2010 START TIME / DÉBUT 9:00

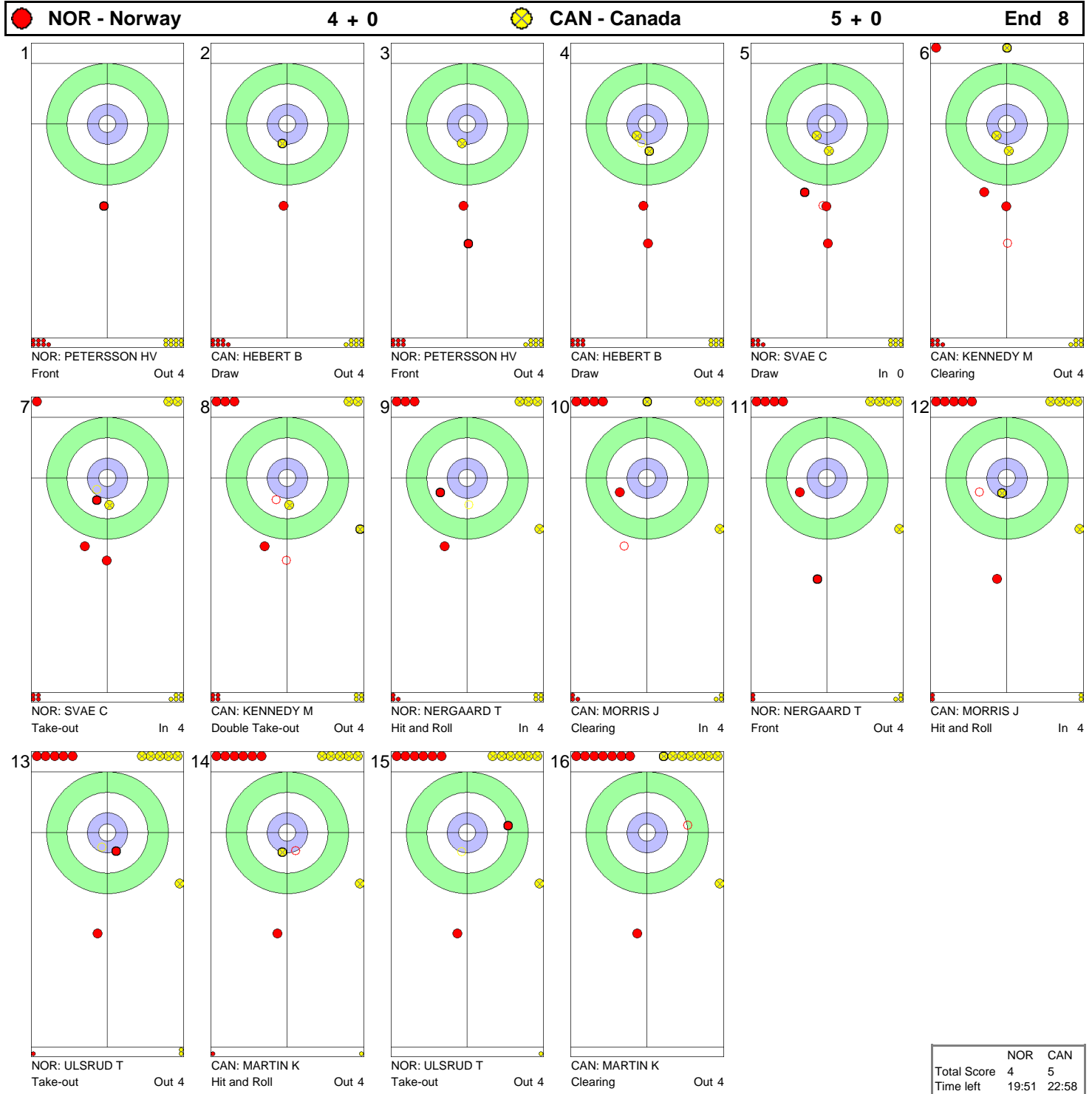


	NOR	CAN
Total Score	4	5
Time left	27:39	28:45



GAME - SHOT BY SHOT / DÉROULEMENT DE LA PARTIE

TUE 16 FEB 2010 / MAR 16 FÉV 2010 START TIME / DÉBUT 9:00

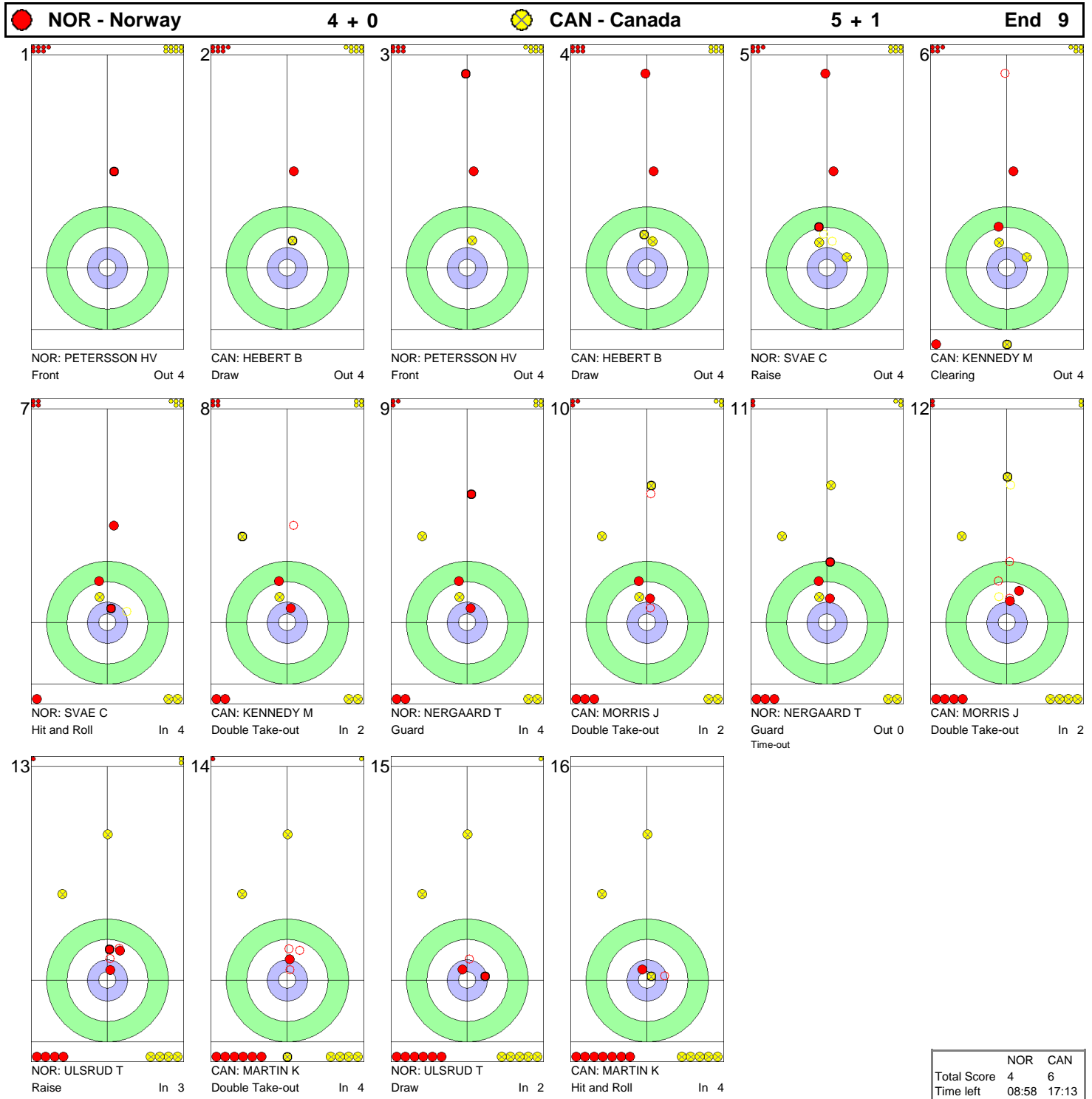


	NOR	CAN
Total Score	4	5
Time left	19:51	22:58



GAME - SHOT BY SHOT / DÉROULEMENT DE LA PARTIE

TUE 16 FEB 2010 / MAR 16 FÉV 2010 START TIME / DÉBUT 9:00

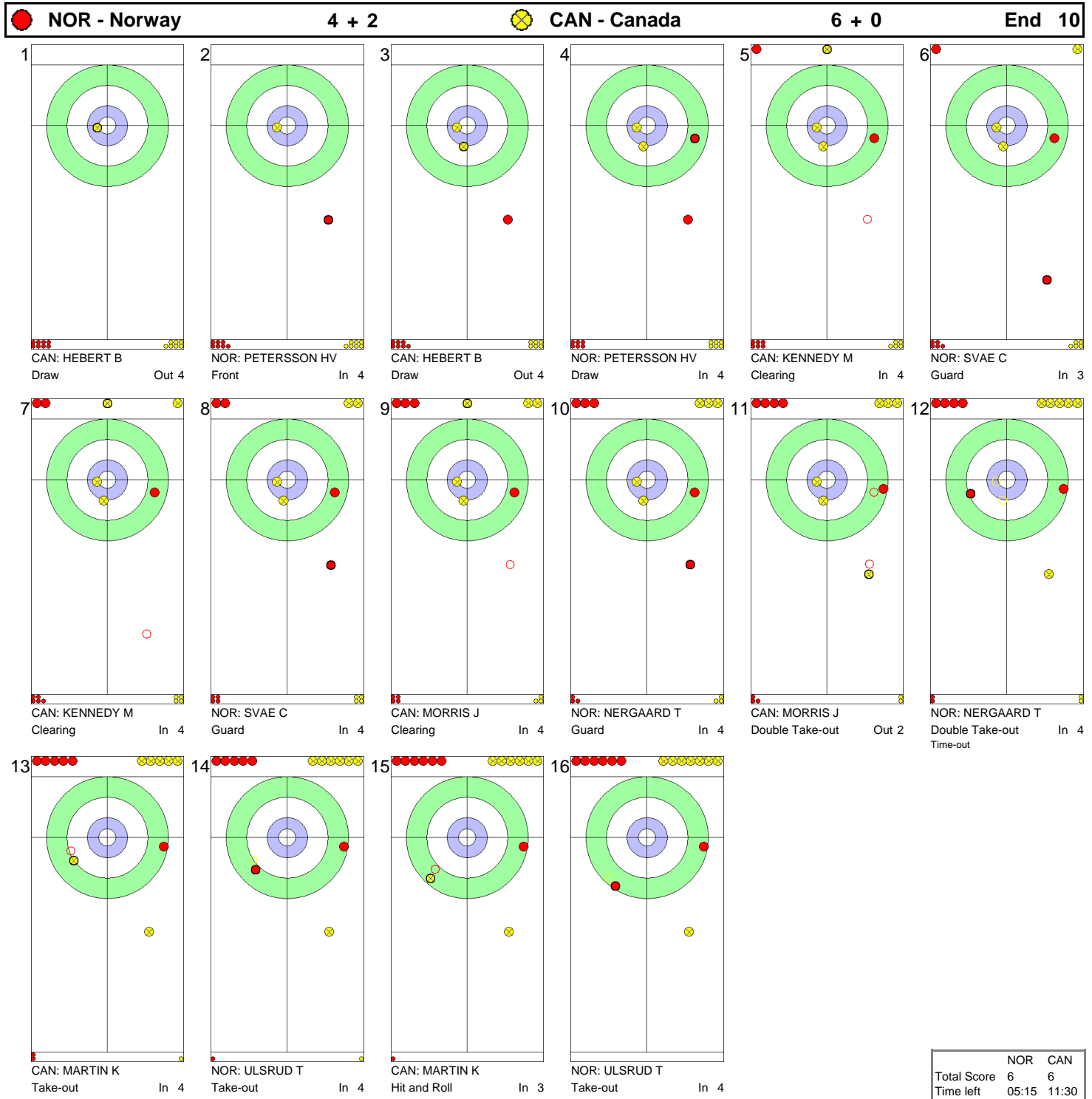


	NOR	CAN
Total Score	4	6
Time left	08:58	17:13



GAME - SHOT BY SHOT / DÉROULEMENT DE LA PARTIE

TUE 16 FEB 2010 / MAR 16 FÉV 2010 START TIME / DÉBUT 9:00



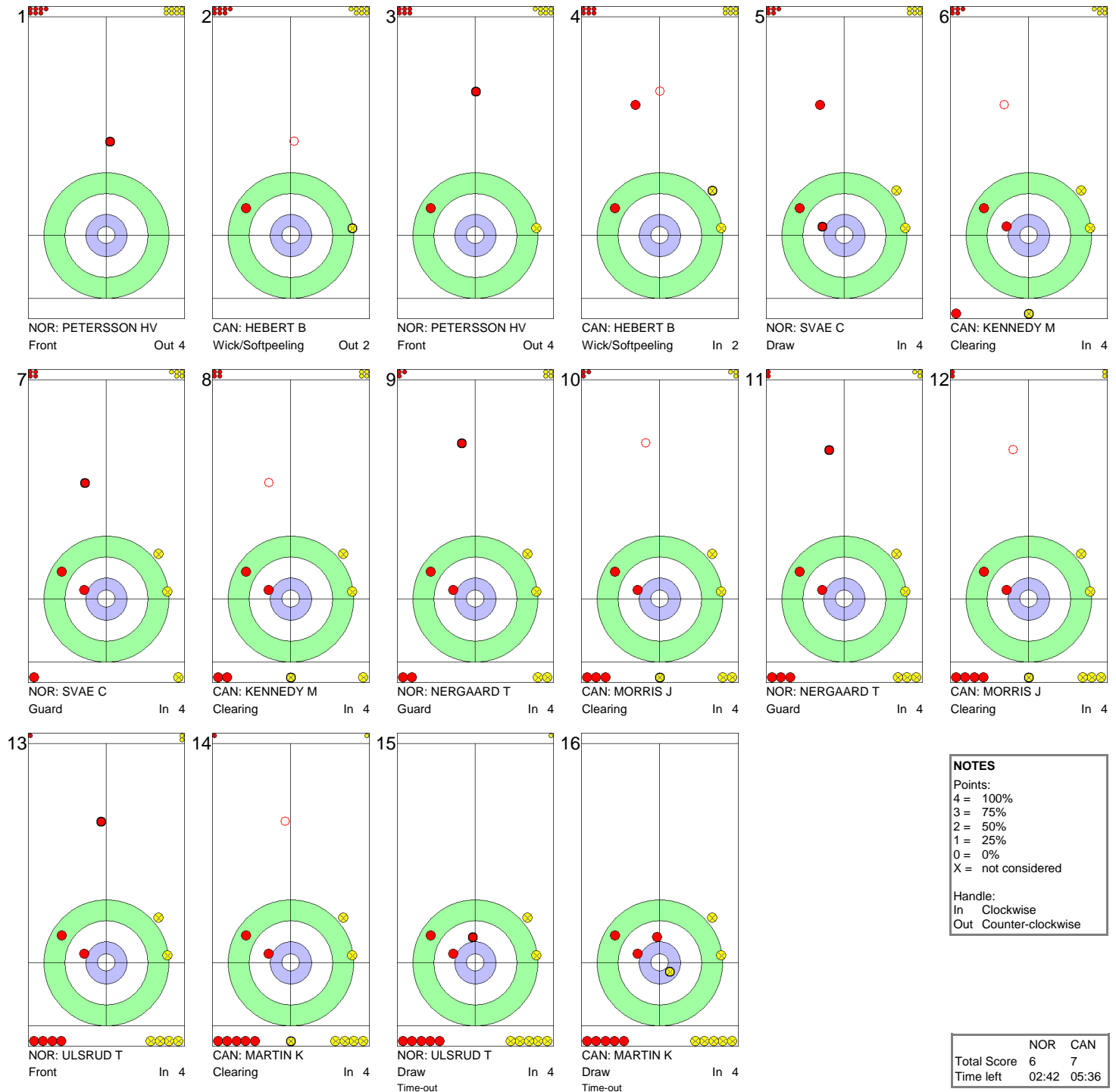
	NOR	CAN
Total Score	6	6
Time left	05:15	11:30



GAME - SHOT BY SHOT / DÉROULEMENT DE LA PARTIE

TUE 16 FEB 2010 / MAR 16 FÉV 2010 START TIME / DÉBUT 9:00

**NOR - Norway** 6 + 0 **CAN - Canada** 6 + 1 **End 11**



**NOTES**  
Points:  
4 = 100%  
3 = 75%  
2 = 50%  
1 = 25%  
0 = 0%  
X = not considered  
Handle:  
In Clockwise  
Out Counter-clockwise

	NOR	CAN
Total Score	6	7
Time left	02:42	05:36



## GAME RESULTS / RÉSULTATS DE LA PARTIE

TUE 16 FEB 2010 / MAR 16 FÉV 2010 START TIME / DÉBUT 9:00

Sheet	Round	Team	LSFE	1	2	3	4	5	6	7	8	9	10	Extra	Ends	Total
C	1	USA - United States of America	*	0	1	0	2	0	0	1	0	1	X			5
	1	GER - Germany		1	0	2	0	1	1	0	2	0	X			7

USA - United States of America		Game	All
4 S	SHUSTER John	72 %	72 %
3	SMITH Jason	81 %	81 %
2	ISAACSON Jeff	68 %	68 %
1	BENTON John	89 %	89 %
A	PLYS Chris	- %	- %
Team Total		78 %	78 %

GER - Germany		Game	All
4 S	KAPP Andy	76 %	76 %
3	LANG Andy	71 %	71 %
2	HOEHNE Holger	91 %	91 %
1	KEMPF Andreas	76 %	76 %
A	HERBERG Daniel	- %	- %
Team Total		79 %	79 %

Time remaining: 4 minutes 26 seconds

Last Stone Draw: 0.0 cm (toss)

Time-out: end 10, USA-7

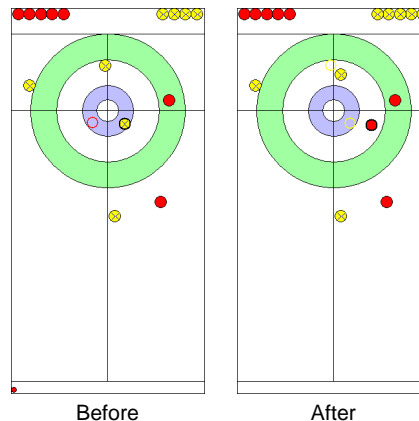
Time remaining: 5 minutes 30 seconds

Last Stone Draw: 0.0 cm

Time-out: end 5, GER-8; end 10, GER-6

### Most Important Shot:

U.S. Skip attempted a Promotion Take-out and jammed the German stone on another stone in the back of the house leaving a steal of one for Germany. The U.S. miss was set up by a Hit and Roll on the previous shot.



End: 6  
Team: USA  
Player: SHUSTER J  
Stone: Fourth, 2nd stone  
Task: Double Take-out  
Handle: Out-turn  
Points: 0%

● : USA  
● : GER

### NOTES

Team position and functions are attached to each team member's name as follows:  
4 = Fourth, 3 = Third, 2 = Second, 1 = Lead, A = Alternate, S = Skip

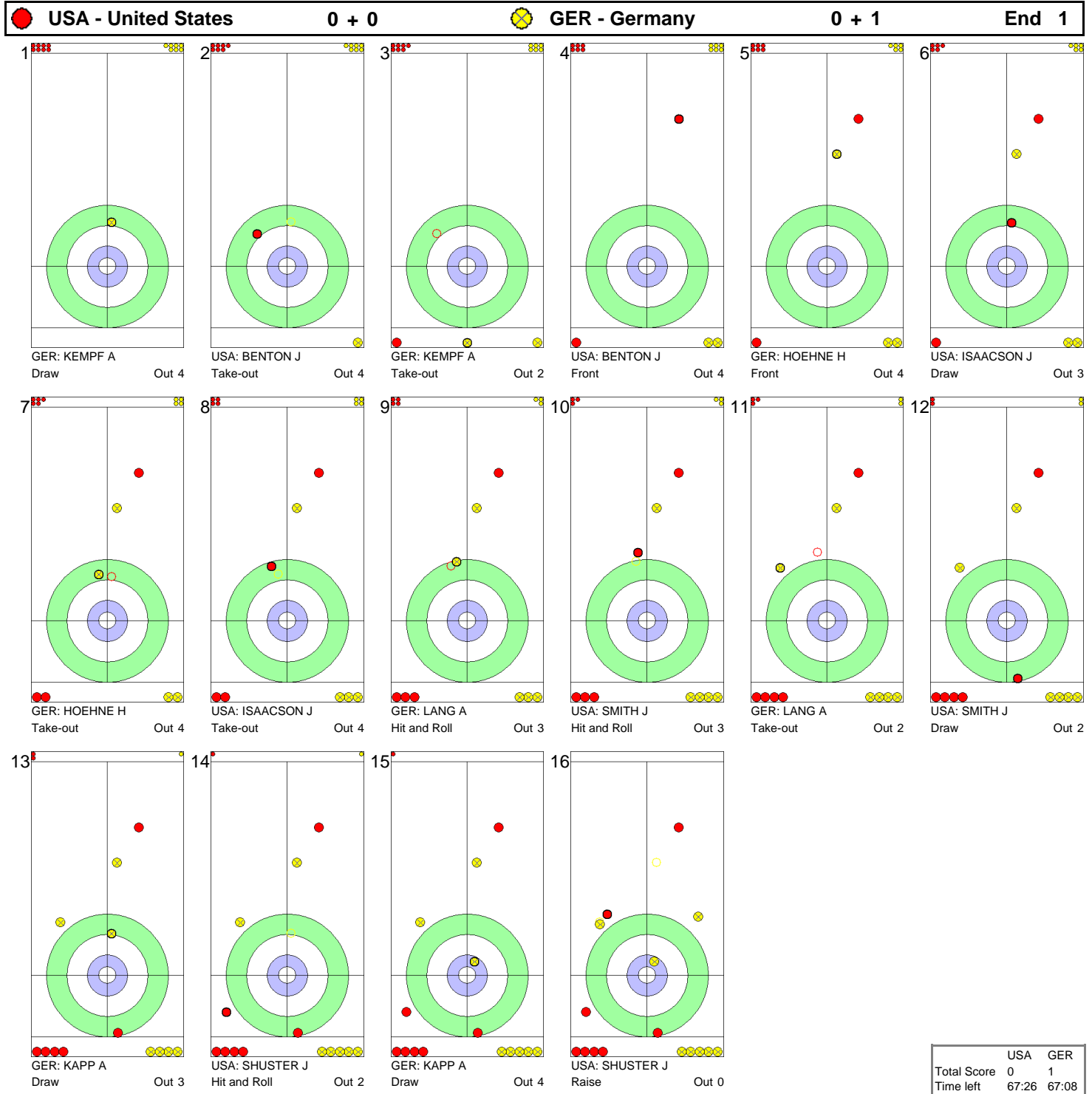
### LEGEND

LSFE (\*) Last stone first end X Unplayed/unfinished end due to concession



GAME - SHOT BY SHOT / DÉROULEMENT DE LA PARTIE

TUE 16 FEB 2010 / MAR 16 FÉV 2010 START TIME / DÉBUT 9:00



	USA	GER
Total Score	0	1
Time left	67:26	67:08



GAME - SHOT BY SHOT / DÉROULEMENT DE LA PARTIE

TUE 16 FEB 2010 / MAR 16 FÉV 2010 START TIME / DÉBUT 9:00

**USA - United States** 0 + 1 **GER - Germany** 1 + 0 **End 2**



	USA	GER
Total Score	1	1
Time left	60:41	60:18





GAME - SHOT BY SHOT / DÉROULEMENT DE LA PARTIE

TUE 16 FEB 2010 / MAR 16 FÉV 2010 START TIME / DÉBUT 9:00





GAME - SHOT BY SHOT / DÉROULEMENT DE LA PARTIE

TUE 16 FEB 2010 / MAR 16 FÉV 2010 START TIME / DÉBUT 9:00



	USA	GER
Total Score	3	3
Time left	44:25	44:21



GAME - SHOT BY SHOT / DÉROULEMENT DE LA PARTIE

TUE 16 FEB 2010 / MAR 16 FÉV 2010 START TIME / DÉBUT 9:00

**USA - United States** 3 + 0 **GER - Germany** 3 + 1 **End 5**



	USA	GER
Total Score	3	4
Time left	37:04	36:38



GAME - SHOT BY SHOT / DÉROULEMENT DE LA PARTIE

TUE 16 FEB 2010 / MAR 16 FÉV 2010 START TIME / DÉBUT 9:00

**USA - United States 3 + 0**      **GER - Germany 4 + 1**      **End 6**



	USA	GER
Total Score	3	5
Time left	31:15	30:22



GAME - SHOT BY SHOT / DÉROULEMENT DE LA PARTIE

TUE 16 FEB 2010 / MAR 16 FÉV 2010 START TIME / DÉBUT 9:00

**USA - United States 3 + 1**      **GER - Germany 5 + 0**      **End 7**



	USA	GER
Total Score	4	5
Time left	24:18	24:14



GAME - SHOT BY SHOT / DÉROULEMENT DE LA PARTIE

TUE 16 FEB 2010 / MAR 16 FÉV 2010 START TIME / DÉBUT 9:00

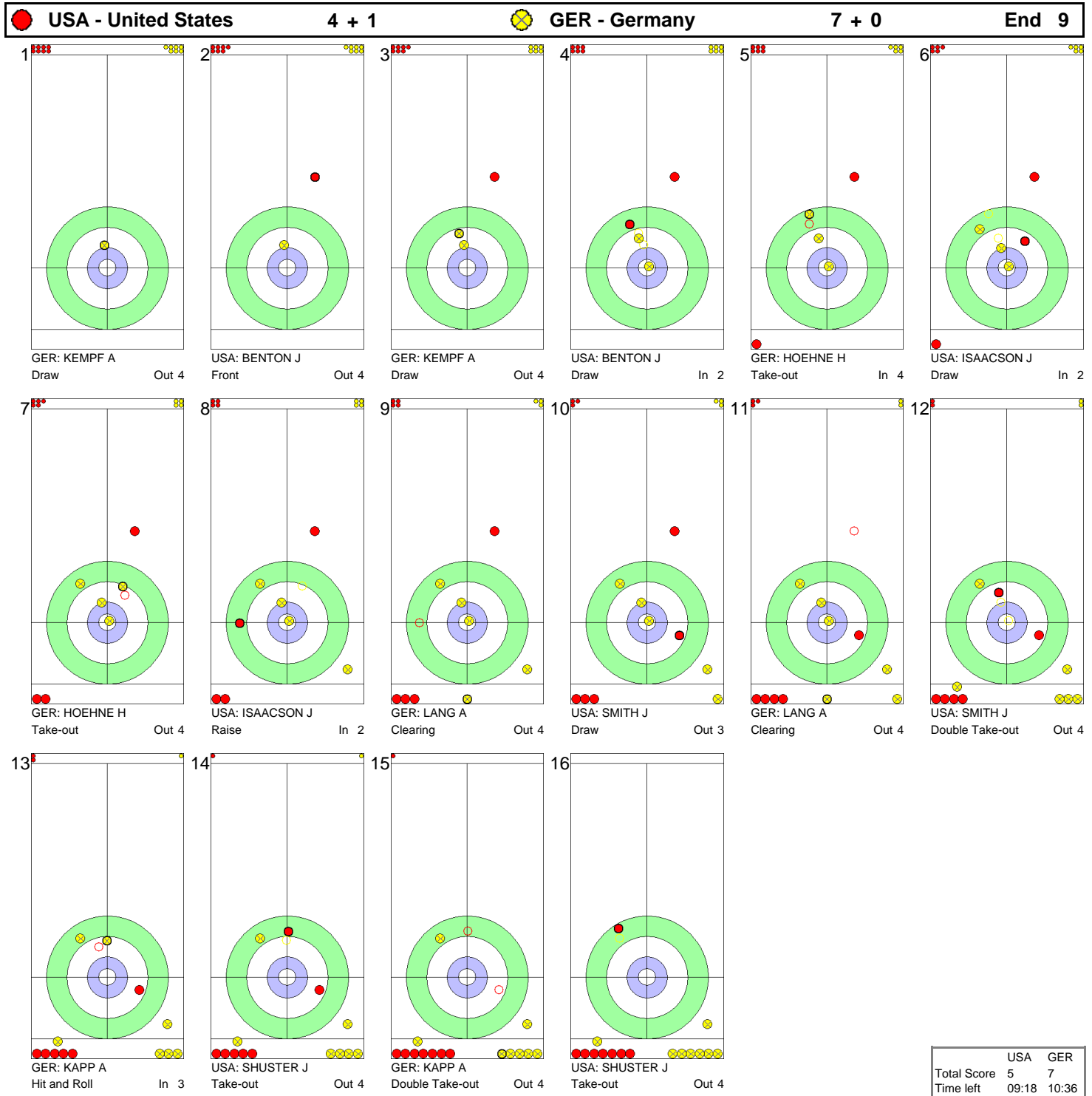
● USA - United States		4 + 0		● GER - Germany		5 + 2		End 8															
1		USA: BENTON J	Out 4	2		GER: KEMPF A	Out 3	3		USA: BENTON J	Out 4	4		GER: KEMPF A	Out 4	5		USA: ISAACSON J	Out 3	6		GER: HOEHNE H	Out 4
7		USA: ISAACSON J	In 0	8		GER: HOEHNE H	Out 2	9		USA: SMITH J	In 4	10		GER: LANG A	In 2	11		USA: SMITH J	In 4	12		GER: LANG A	In 2
13		USA: SHUSTER J	In 4	14		GER: KAPP A	In 2	15		USA: SHUSTER J	In 2	16		GER: KAPP A	In 4								

	USA	GER
Total Score	4	7
Time left	16:02	16:52



## GAME - SHOT BY SHOT / DÉROULEMENT DE LA PARTIE

TUE 16 FEB 2010 / MAR 16 FÉV 2010 START TIME / DÉBUT 9:00



	USA	GER
Total Score	5	7
Time left	09:18	10:36



GAME - SHOT BY SHOT / DÉROULEMENT DE LA PARTIE

TUE 16 FEB 2010 / MAR 16 FÉV 2010 START TIME / DÉBUT 9:00

**USA - United States** 5 + X **GER - Germany** 7 + X **End 10**







## GAME RESULTS / RÉSULTATS DE LA PARTIE

TUE 16 FEB 2010 / MAR 16 FÉV 2010 START TIME / DÉBUT 9:00

Sheet	Round	Team	LSFE	1	2	3	4	5	6	7	8	9	10	Extra	Ends	Total
D	1	SUI - Switzerland	*	0	0	0	1	1	0	4	0	0	0			6
	1	DEN - Denmark		0	0	0	0	0	1	0	2	1	1			5

SUI - Switzerland		Game	All
4	STOECKLI Ralph	85 %	85 %
3	HAUSER Jan	83 %	83 %
2 S	EGGLER Markus	81 %	81 %
1	STRUEBIN Simon	89 %	89 %
A	MUELLER Toni	- %	- %
Team Total		84 %	84 %

DEN - Denmark		Game	All
4	FREDERIKSEN Johnny	78 %	78 %
3 S	SCHMIDT Ulrik	85 %	85 %
2	JENSEN Bo	90 %	90 %
1	VILANDT Lars	88 %	88 %
A	POULSEN Mikkel	- %	- %
Team Total		85 %	85 %

Time remaining: 15 minutes 14 seconds

Last Stone Draw: 0.0 cm

Time-out: end 9, SUI-6

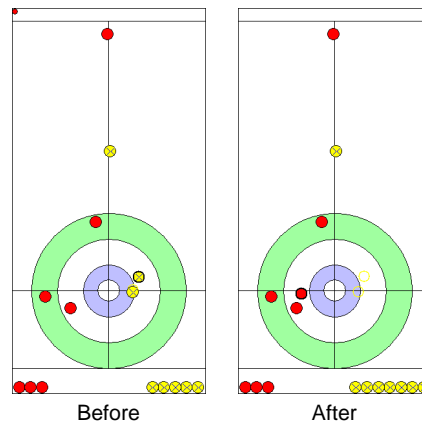
Time remaining: 10 minutes 25 seconds

Last Stone Draw: 0.7 cm

Time-out: end 9, DEN-7

### Most Important Shot:

The Swiss Fourth STOECKLI R made a Double Take-out to score 4 points, after the Danish Skip FREDERIKSEN J came too deep on his Guard attempt.



End: 7  
Team: SUI  
Player: STOECKLI R  
Stone: Fourth, 2nd stone  
Task: Double Take-out  
Handle: In-turn  
Points: 100%

● : SUI  
● : DEN

### NOTES

Team position and functions are attached to each team member's name as follows:  
4 = Fourth, 3 = Third, 2 = Second, 1 = Lead, A = Alternate, S = Skip

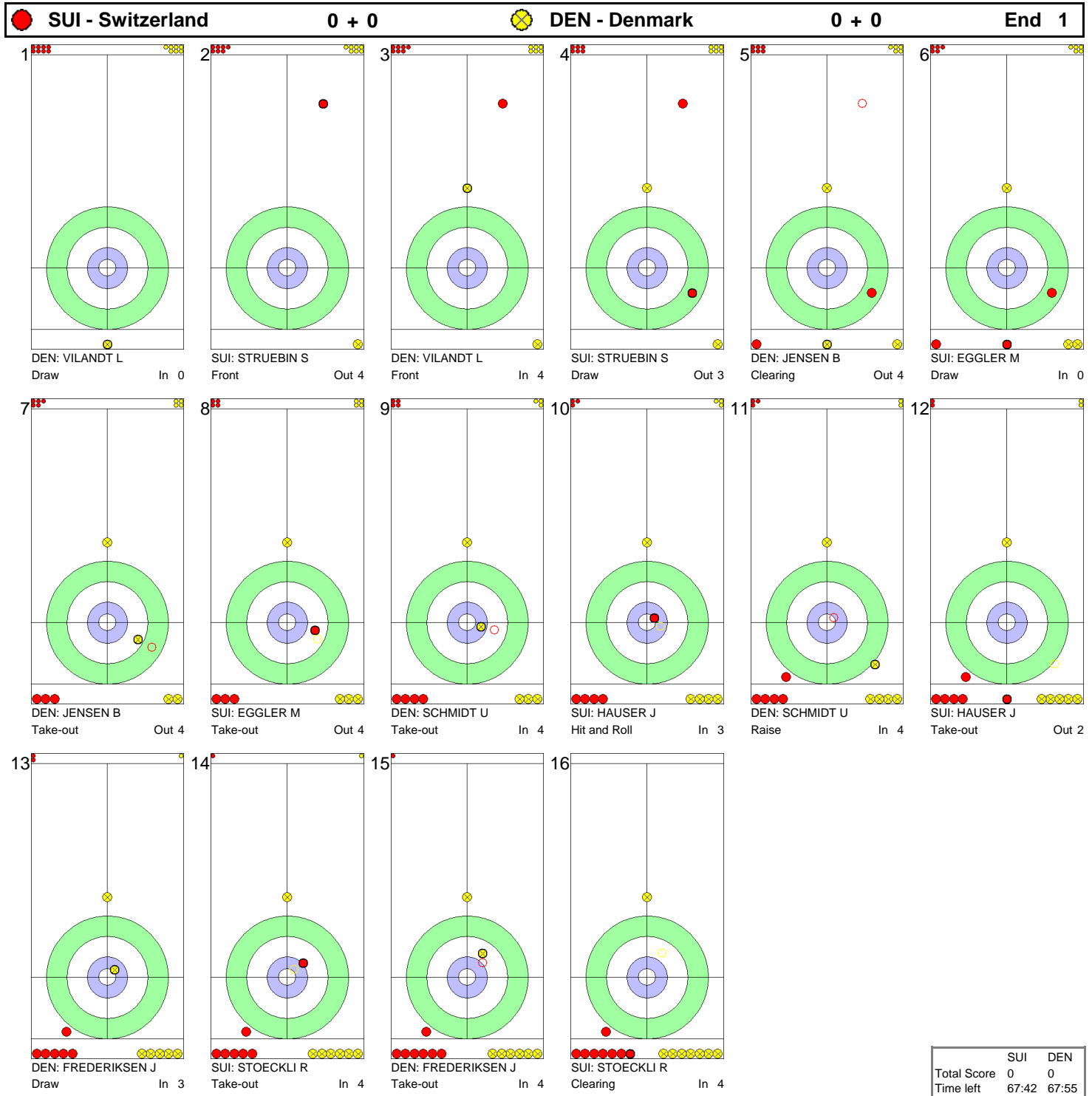
### LEGEND

LSFE (\*) Last stone first end



GAME - SHOT BY SHOT / DÉROULEMENT DE LA PARTIE

TUE 16 FEB 2010 / MAR 16 FÉV 2010 START TIME / DÉBUT 9:00


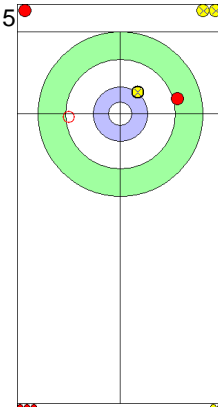
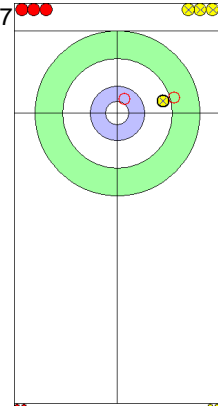
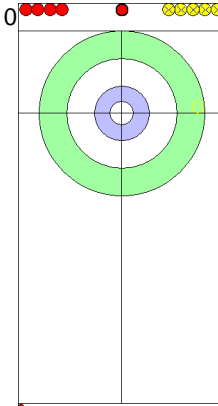
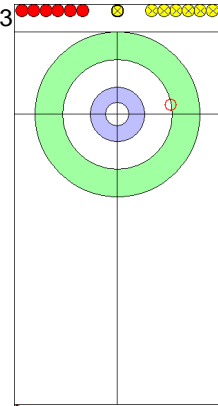


	SUI	DEN
Total Score	0	0
Time left	67:42	67:55



GAME - SHOT BY SHOT / DÉROULEMENT DE LA PARTIE

TUE 16 FEB 2010 / MAR 16 FÉV 2010 START TIME / DÉBUT 9:00



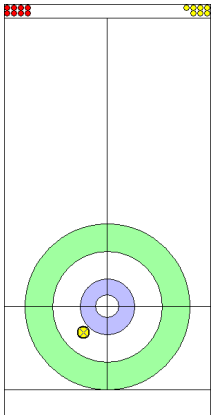
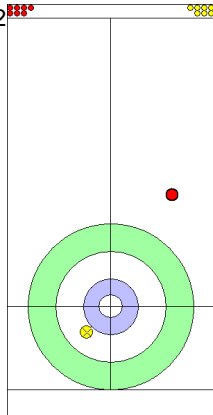
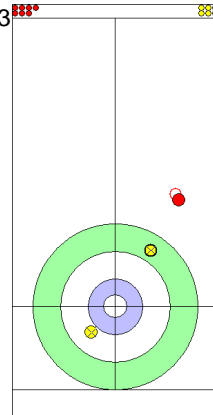
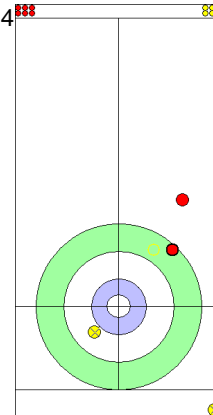
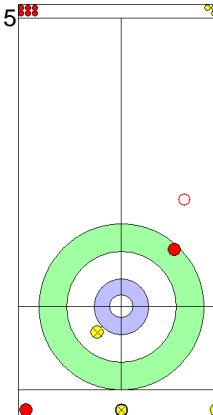
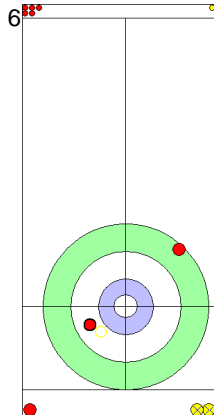
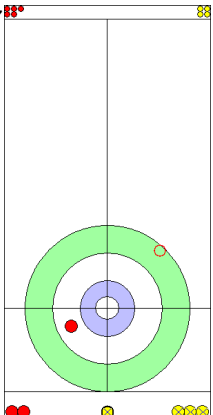
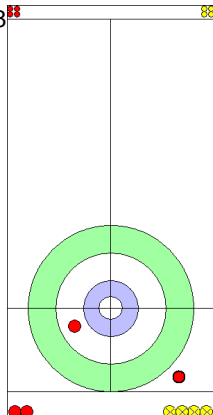
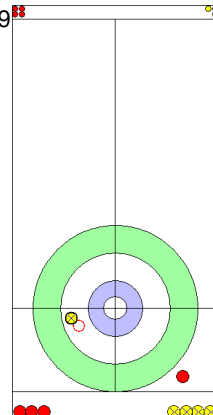
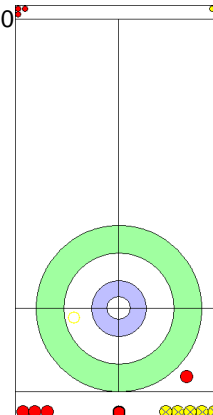
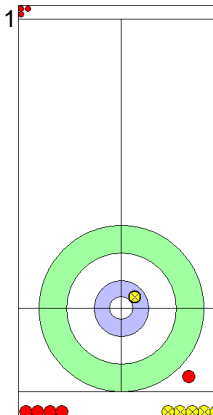
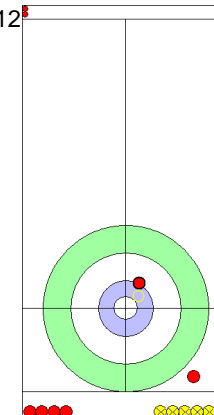
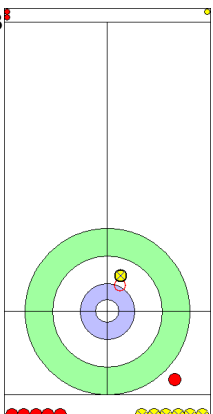
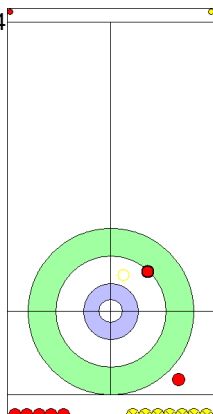
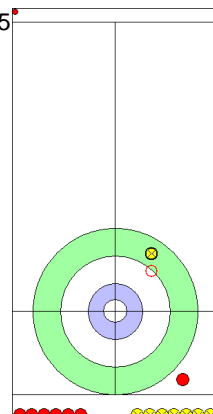
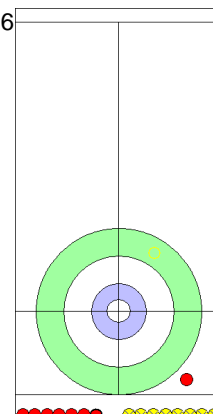
 <b>SUI - Switzerland</b>		0 + 0	 <b>DEN - Denmark</b>		0 + 0	End 2
1						
DEN: VILANDT L			DEN: VILANDT L			
Draw	In 4		Take-out	Out X		
2						
SUI: STRUEBIN S			SUI: STRUEBIN S			
Take-out	Out 4		Take-out	Out 4		
3						
DEN: VILANDT L			DEN: VILANDT L			
Take-out	Out 4		Take-out	Out X		
4						
SUI: STRUEBIN S			SUI: STRUEBIN S			
Draw	Out 4		Draw	Out 4		
5						
DEN: JENSEN B			DEN: JENSEN B			
Hit and Roll	In 4		Hit and Roll	In 4		
6						
SUI: EGGLER M			SUI: EGGLER M			
Take-out	Out 4		Take-out	Out 4		
7						
DEN: JENSEN B			DEN: JENSEN B			
Double Take-out	Out 4		Double Take-out	Out 4		
8						
SUI: EGGLER M			SUI: EGGLER M			
Take-out	Out 4		Take-out	Out 4		
9						
DEN: SCHMIDT U			DEN: SCHMIDT U			
Take-out	Out 4		Take-out	Out 4		
10						
SUI: HAUSER J			SUI: HAUSER J			
Take-out	Out 2		Take-out	Out 2		
11						
DEN: SCHMIDT U			DEN: SCHMIDT U			
Draw	In 4		Draw	In 4		
12						
SUI: HAUSER J			SUI: HAUSER J			
Take-out	Out 4		Take-out	Out 4		
13						
DEN: FREDERIKSEN J			DEN: FREDERIKSEN J			
Take-out	Out 2		Take-out	In 4		
14						
SUI: STOECKLI R			SUI: STOECKLI R			
Draw	Out 4		Draw	Out 4		
15						
DEN: FREDERIKSEN J			DEN: FREDERIKSEN J			
Take-out	In 4		Take-out	In 4		
16						
SUI: STOECKLI R			SUI: STOECKLI R			
Clearing	In 4		Clearing	In 4		

	SUI	DEN
Total Score	0	0
Time left	62:36	62:59



GAME - SHOT BY SHOT / DÉROULEMENT DE LA PARTIE

TUE 16 FEB 2010 / MAR 16 FÉV 2010 START TIME / DÉBUT 9:00


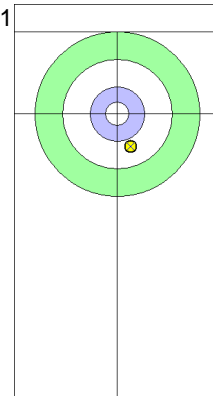
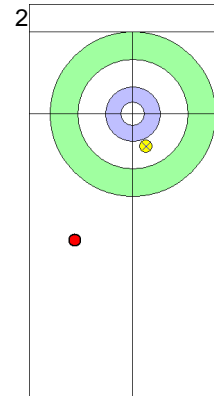
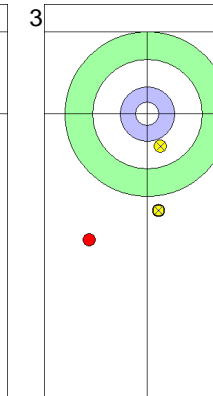
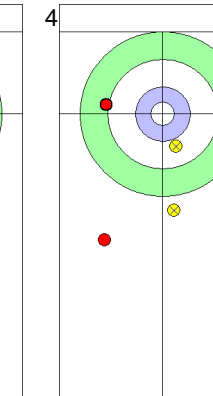
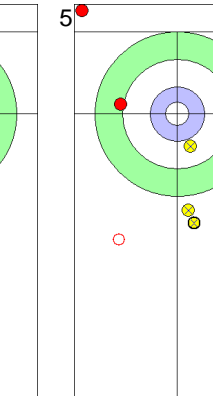
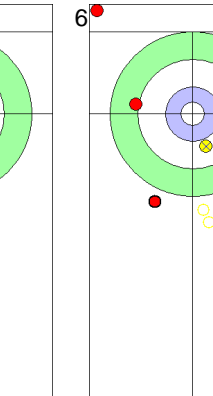
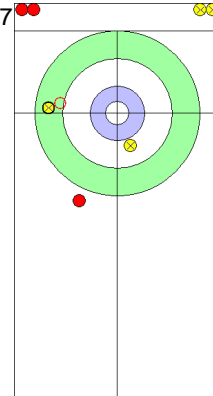
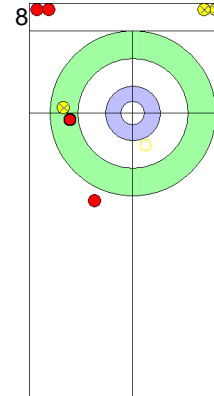
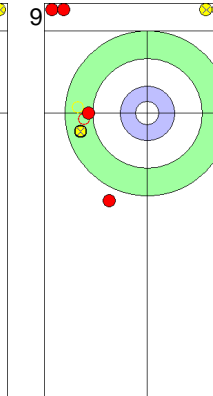
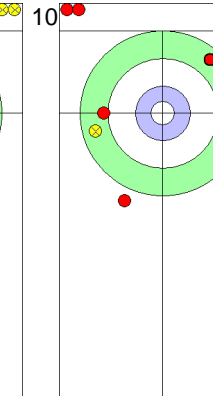
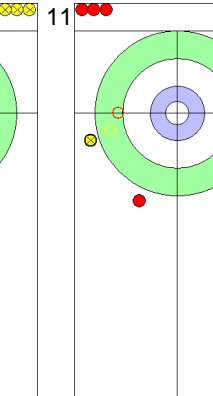
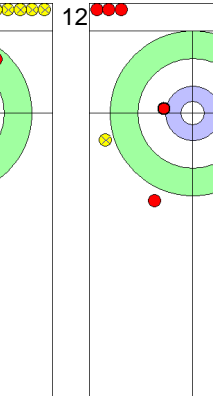
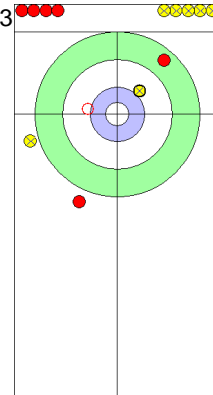
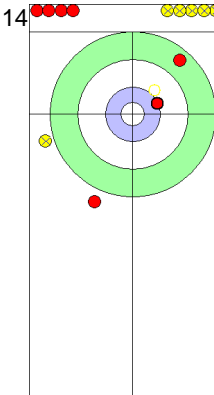
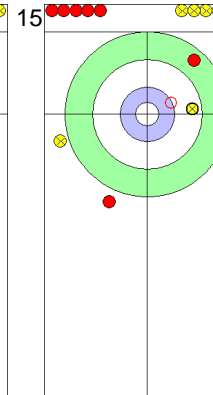
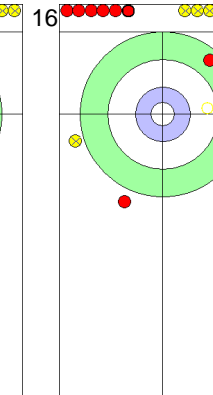
 <b>SUI - Switzerland</b>		0 + 0	 <b>DEN - Denmark</b>		0 + 0	End 3
1						
	DEN: VILANDT L Draw	In 3				
2						
	SUI: STRUEBIN S Front	Out 4				
3						
	DEN: VILANDT L Draw	Out 2				
4						
	SUI: STRUEBIN S Hit and Roll	Out 4				
5						
	DEN: JENSEN B Clearing	Out 4				
6						
	SUI: EGGLER M Take-out	Out 4				
7						
	DEN: JENSEN B Hit and Roll	Out 2				
8						
	SUI: EGGLER M Draw	Out 0				
9						
	DEN: SCHMIDT U Take-out	Out 4				
10						
	SUI: HAUSER J Take-out	Out 2				
11						
	DEN: SCHMIDT U Draw	In 4				
12						
	SUI: HAUSER J Take-out	In 4				
13						
	DEN: FREDERIKSEN J Take-out	In 4				
14						
	SUI: STOECKLI R Take-out	In 4				
15						
	DEN: FREDERIKSEN J Take-out	In 4				
16						
	SUI: STOECKLI R Clearing	In 4				

	SUI	DEN
Total Score	0	0
Time left	57:24	57:26



GAME - SHOT BY SHOT / DÉROULEMENT DE LA PARTIE

TUE 16 FEB 2010 / MAR 16 FÉV 2010 START TIME / DÉBUT 9:00

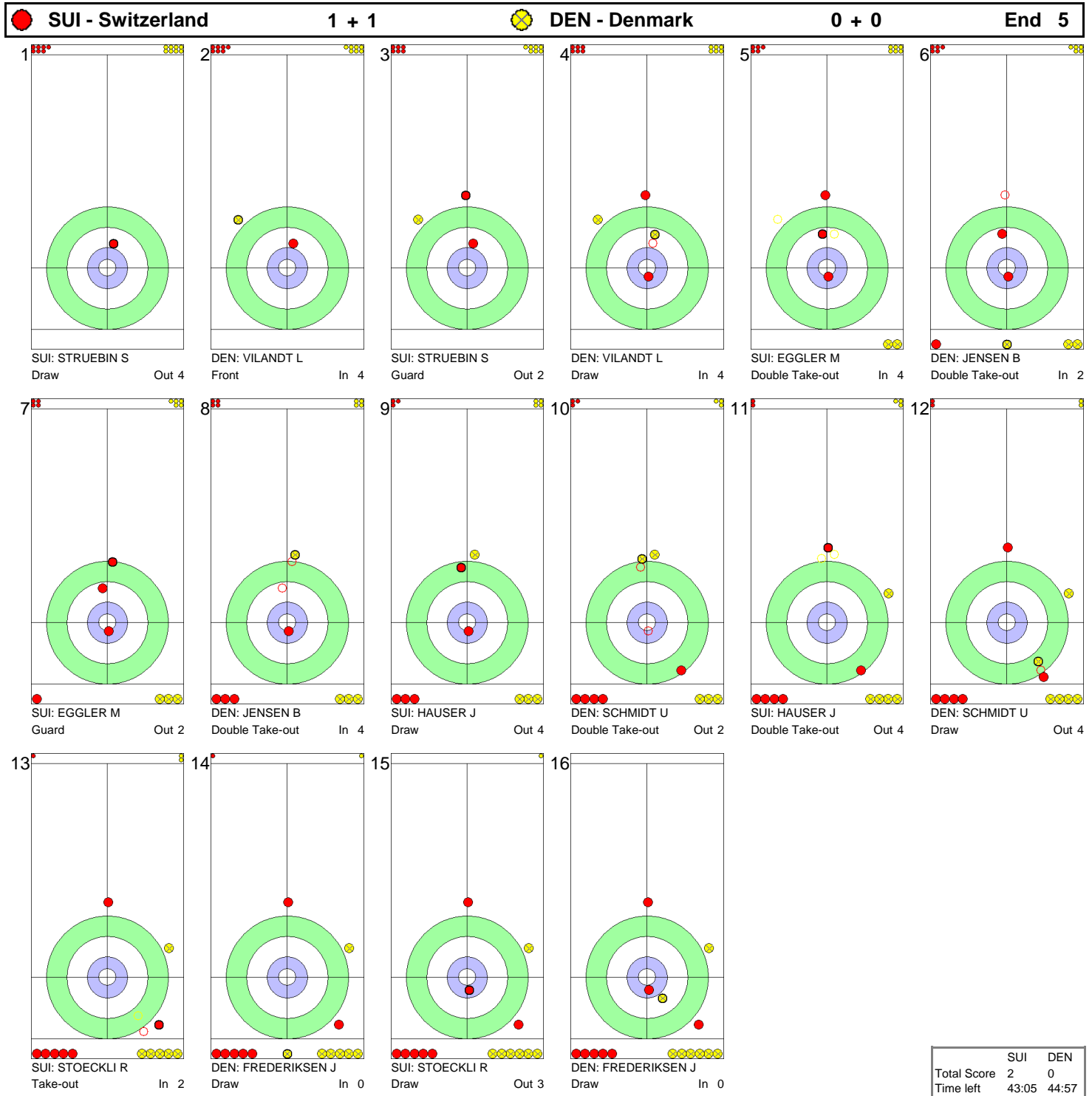
 SUI - Switzerland		0 + 1	 DEN - Denmark		0 + 0	End 4
1						
DEN: VILANDT L		Draw	In 4			
2						
SUI: STRUEBIN S		Front	Out 4			
3						
DEN: VILANDT L		Guard	In 4			
4						
SUI: STRUEBIN S		Draw	Out 3			
5						
DEN: JENSEN B		Hit and Roll	Out 4			
6						
SUI: EGGLEM M		Double Take-out	Out 4			
7						
DEN: JENSEN B		Take-out	In 4			
8						
SUI: EGGLEM M		Hit and Roll	Out 4			
9						
DEN: SCHMIDT U		Hit and Roll	In 0			
10						
SUI: HAUSER J		Draw	In 2			
11						
DEN: SCHMIDT U		Promotion Take-out	In 2			
12						
SUI: HAUSER J		Draw	Out 3			
13						
DEN: FREDERIKSEN J		Hit and Roll	Out 3			
14						
SUI: STOECKLI R		Take-out	Out 4			
15						
DEN: FREDERIKSEN J		Double Take-out	Out 2			
16						
SUI: STOECKLI R		Take-out	In 2			

	SUI	DEN
Total Score	1	0
Time left	50:38	51:39



GAME - SHOT BY SHOT / DÉROULEMENT DE LA PARTIE

TUE 16 FEB 2010 / MAR 16 FÉV 2010 START TIME / DÉBUT 9:00



	SUI	DEN
Total Score	2	0
Time left	43:05	44:57



GAME - SHOT BY SHOT / DÉROULEMENT DE LA PARTIE

TUE 16 FEB 2010 / MAR 16 FÉV 2010 START TIME / DÉBUT 9:00

**SUI - Switzerland** 2 + 0 **DEN - Denmark** 0 + 1 **End 6**

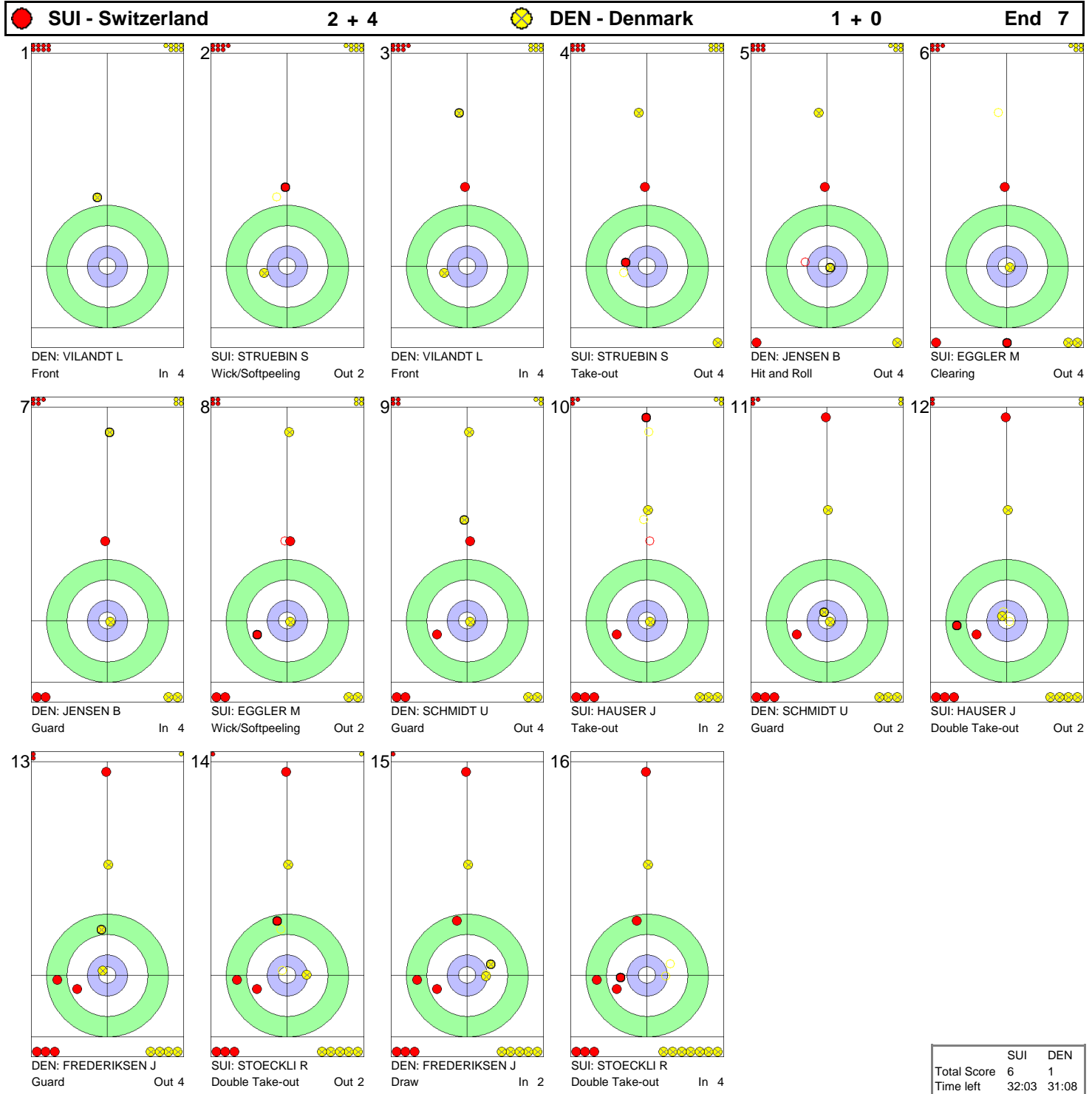


	SUI	DEN
Total Score	2	1
Time left	38:29	39:23



GAME - SHOT BY SHOT / DÉROULEMENT DE LA PARTIE

TUE 16 FEB 2010 / MAR 16 FÉV 2010 START TIME / DÉBUT 9:00





	SUI	DEN
Total Score	6	1
Time left	32:03	31:08





GAME - SHOT BY SHOT / DÉROULEMENT DE LA PARTIE

TUE 16 FEB 2010 / MAR 16 FÉV 2010 START TIME / DÉBUT 9:00

 <b>SUI - Switzerland</b>		<b>6 + 0</b>		 <b>DEN - Denmark</b>		<b>1 + 2</b>		<b>End 8</b>			
1		2		3		4		5		6	
7		8		9		10		11		12	
13		14		15		16					
SUI: STRUEBIN S Draw In 4		DEN: VILANDT L Front Out 4		SUI: STRUEBIN S through Out X		DEN: VILANDT L In 4		SUI: EGGLER M Clearing Out 3		DEN: JENSEN B Front Out 4	
SUI: EGGLER M Clearing Out 4		DEN: JENSEN B Front In 4		SUI: HAUSER J Clearing Out 4		DEN: SCHMIDT U Draw Out 4		SUI: HAUSER J Clearing Out 4		DEN: SCHMIDT U Guard Out 4	
SUI: STOECKLI R Clearing Out 2		DEN: FREDERIKSEN J Draw In 4		SUI: STOECKLI R Hit and Roll Out 3		DEN: FREDERIKSEN J Take-out Out 4					

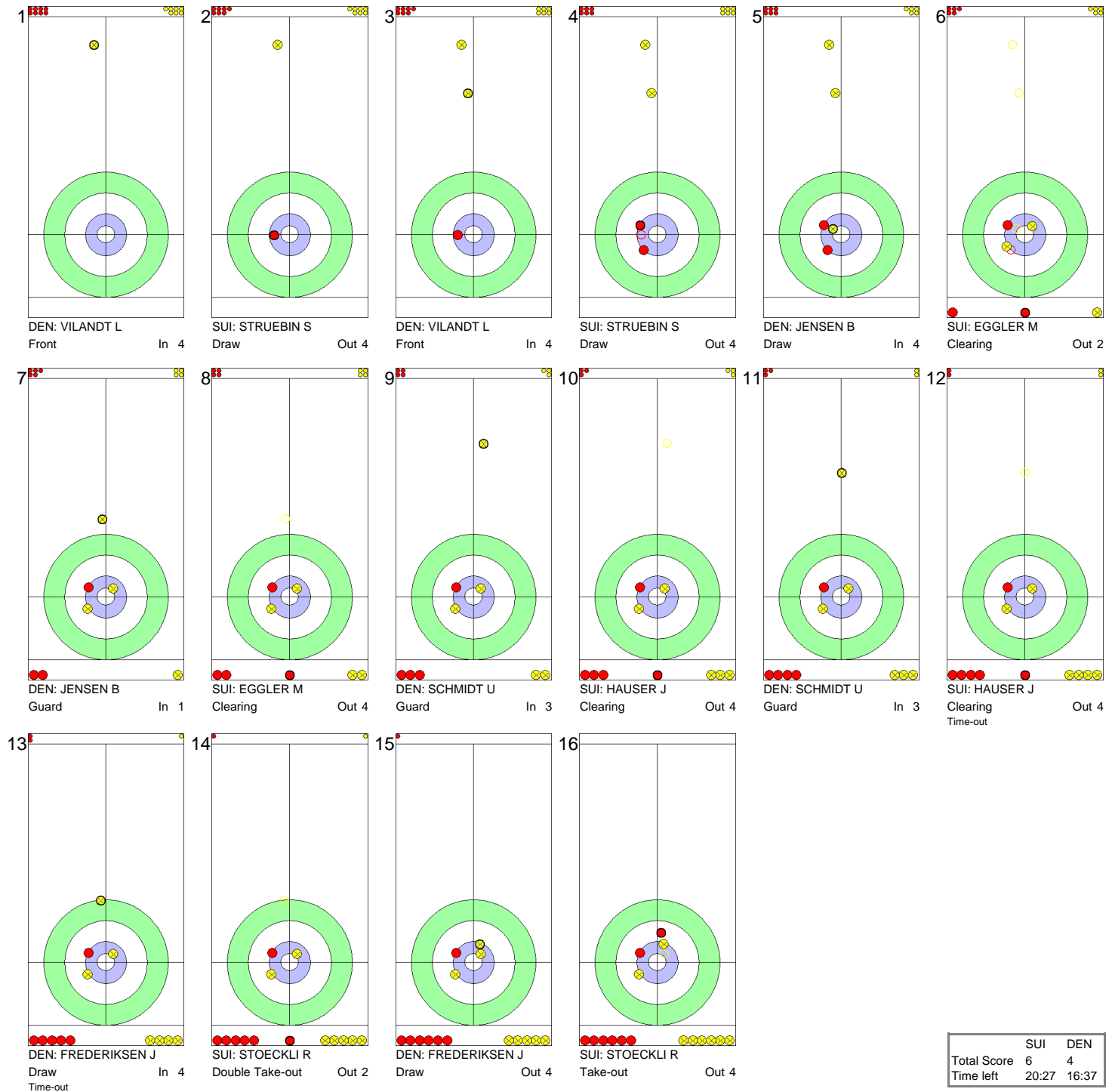
	SUI	DEN
Total Score	6	3
Time left	27:08	25:02



GAME - SHOT BY SHOT / DÉROULEMENT DE LA PARTIE

TUE 16 FEB 2010 / MAR 16 FÉV 2010 START TIME / DÉBUT 9:00

**SUI - Switzerland 6 + 0**      **DEN - Denmark 3 + 1**      **End 9**



	SUI	DEN
Total Score	6	4
Time left	20:27	16:37



GAME - SHOT BY SHOT / DÉROULEMENT DE LA PARTIE

TUE 16 FEB 2010 / MAR 16 FÉV 2010 START TIME / DÉBUT 9:00

 <b>SUI - Switzerland</b>		<b>6 + 0</b>		 <b>DEN - Denmark</b>		<b>4 + 1</b>		<b>End 10</b>			
1		2		3		4		5		6	
DEN: VILANDT L Front		SUI: STRUEBIN S Wick/Softpeeling		DEN: VILANDT L Front		SUI: STRUEBIN S Clearing		DEN: JENSEN B Draw		SUI: EGGLEM M Clearing	
In 4		Out 4		In 4		In 4		In 4		In 4	
7		8		9		10		11		12	
DEN: JENSEN B Draw		SUI: EGGLEM M Clearing		DEN: SCHMIDT U Front		SUI: HAUSER J Clearing		DEN: SCHMIDT U Draw		SUI: HAUSER J Clearing	
In 3		Out 4		In 4		Out 4		In 4		Out 4	
13		14		15		16					
DEN: FREDERIKSEN J Front		SUI: STOECKLI R Clearing		DEN: FREDERIKSEN J Draw		SUI: STOECKLI R Take-out					
In 4		Out 4		In 4		Out 4					

**NOTES**

Points:  
4 = 100%  
3 = 75%  
2 = 50%  
1 = 25%  
0 = 0%  
X = not considered

Handle:  
In Clockwise  
Out Counter-clockwise

	SUI	DEN
Total Score	6	5
Time left	15:14	10:25



## ENTRY LIST BY NOC LISTE DES PARTICIPANT(E)S PAR CNO

As of SUN 14 FEB 2010 / En date du DIM 14 FÉV 2010

<b>CAN - Canada</b>		
MARTIN Kevin	Skip	R
MORRIS John	Third	R
KENNEDY Marc	Second	L
HEBERT Ben	Lead	R
ENRIGHT Adam	Alternate	R
OWCHAR Jules	Coach	

<b>CHN - People's Republic of China</b>		
LIU Rui	Fourth	R
WANG Fengchun	Skip	R
XU Xiaoming	Second	R
ZANG Jialiang	Lead	R
LI Hongchen	Alternate	R
ZHANG Wei	Coach	

<b>DEN - Denmark</b>		
FREDERIKSEN Johnny	Fourth	R
SCHMIDT Ulrik	Skip	R
JENSEN Bo	Second	R
VILANDT Lars	Lead	R
POULSEN Mikkel	Alternate	R
DRYBURGH James	Coach	

<b>FRA - France</b>		
DUFOUR Thomas	Skip	R
ANGIBOUST Tony	Third	R
DUCROZ Jan Henri	Second	R
DUCROZ Richard	Lead	R
MATHIEU Raphael	Alternate	R
FERLAND Andre	Coach	

<b>GBR - Great Britain</b>		
MURDOCH David	Skip	R
MACDONALD Ewan	Third	R
SMITH Pete	Second	R
BYERS Euan	Lead	R
CONNAL Graeme	Alternate	R
HAY David	Coach	

<b>GER - Germany</b>		
KAPP Andy	Skip	R
LANG Andy	Third	R
HOEHNE Holger	Second	R
KEMPF Andreas	Lead	R
HERBERG Daniel	Alternate	R
AXNICK Oliver	Coach	

<b>NOR - Norway</b>		
ULSRUD Thomas	Skip	R
NERGAARD Torger	Third	R
SVAE Christoffer	Second	R
PETERSSON Haavard Vad	Lead	R
LOEVOLD Thomas	Alternate	R
INGVALDSEN Ole	Coach	

<b>SUI - Switzerland</b>		
STOECKLI Ralph	Fourth	R
HAUSER Jan	Third	R
EGGLER Markus	Skip	R
STRUEBIN Simon	Lead	R
MUELLER Toni	Alternate	R
LIPS Thomas	Coach	

<b>SWE - Sweden</b>		
EDIN Niklas	Skip	R
KRAUPP Sebastian	Third	R
LINDBERG Fredrik	Second	R
KJAEELL Viktor	Lead	R
ERIKSSON Oskar	Alternate	L
GRAN Soeren	Coach	

<b>USA - United States of America</b>		
SHUSTER John	Skip	R
SMITH Jason	Third	R
ISAACSON Jeff	Second	R
BENTON John	Lead	R
PLYS Chris	Alternate	R
DROBNICK Phillip	Coach	

### LEGEND

L Left handed      R Right handed



## COMPETITION OFFICIALS / OFFICIELS DE COMPÉTITION

As of SUN 14 FEB 2010 / En date du DIM 14 FÉV 2010

Function	Name	NOC
WCF President	HARRISON Les	CAN
Technical Delegate	SINCLAIR Roy	GBR
WCF Dir. of Competition (TD)	WENDORF Keith	CAN
Chief Umpire	KELLS Rae	CAN
Deputy Chief Umpire	STANFIELD Alan	GBR
Game Umpire	BORTHWICK Dor	GBR
	DAY Arleen	CAN
	DAY Jim	CAN
	INGRAM-BROWN Leslie	GBR
	OLOFSSON Mats	SWE
	PHILLIPS George	USA
	POTTER Joe	CAN
	ROETHLISBERGER Eeva	SUI
	STATZELL Donna	USA
Chief Ice Technician	WUTHRICH Hans	CAN
Deputy Chief Ice Technician	MERKLINGER Dave	CAN
Chief Timing Supervisor	LARSEN Niels	DEN
Deputy Chief Timing Supervisor	COPELAND Laura	CAN
Doping Control Officer	HARVEY Janice	CAN
Chief Statistician	SAAGER Christian	SUI

### LEGEND

TD Technical Delegate



## COMPETITION SCHEDULE / HORAIRE DES ÉPREUVES

As of TUE 9 FEB 2010 / En date du MAR 9 FÉV 2010

Date	Time	Session	Sheet A	Sheet B	Sheet C	Sheet D	BYE	
TUE 16 FEB	9:00	M-1	GBR - SWE	NOR - CAN	USA - GER	SUI - DEN	CHN, FRA	
	14:00	W-1	usa - jpn	den - swe	ger - rus	can - sui	chn, gbr	
	19:00	M-2	CAN - GER	CHN - FRA		USA - NOR	DEN, GBR, SUI, SWE	
WED 17 FEB	9:00	W-2	chn - gbr	ger - usa	sui - swe	jpn - can	den, rus	
	14:00	M-3	GBR - FRA	USA - SUI	DEN - CHN	GER - SWE	CAN, NOR	
	19:00	W-3	rus - den	gbr - swe		chn - sui	can, ger, jpn, usa	
THU 18 FEB	9:00	M-4	DEN - USA	GER - NOR	CAN - SWE	GBR - SUI	CHN, FRA	
	14:00	W-4	can - ger	chn - jpn	rus - gbr	den - usa	sui, swe	
	19:00	M-5	SWE - CHN	GBR - DEN	NOR - SUI	FRA - CAN	GER, USA	
FRI 19 FEB	9:00	W-5	ger - gbr	rus - usa	chn - den		can, jpn, sui, swe	
	14:00	M-6	GER - SUI	DEN - CAN	FRA - USA	NOR - CHN	GBR, SWE	
	19:00	W-6	den - can	swe - chn	gbr - jpn	sui - rus	ger, usa	
SAT 20 FEB	9:00	M-7	NOR - DEN	FRA - GER	CHN - GBR	SWE - USA	CAN, SUI	
	14:00	W-7	swe - rus	usa - gbr	den - sui	ger - chn	can, jpn	
	19:00	M-8		SUI - CHN	SWE - FRA	CAN - GBR	DEN, GER, NOR, USA	
SUN 21 FEB	9:00	W-8	gbr - sui	ger - den	can - usa	rus - jpn	chn, swe	
	14:00	M-9	USA - GBR	NOR - SWE	SUI - CAN	DEN - GER	CHN, FRA	
	19:00	W-9		chn - can	jpn - ger	usa - swe	den, gbr, rus, sui	
MON 22 FEB	9:00	M-10	FRA - NOR	CAN - USA	GER - CHN	SUI - SWE	DEN, GBR	
	14:00	W-10	rus - chn	jpn - sui	swe - can	gbr - den	ger, usa	
	19:00	M-11		GER - GBR	FRA - DEN	CHN - USA	CAN, NOR, SUI, SWE	
TUE 23 FEB	9:00	W-11	jpn - swe	sui - ger	usa - chn	can - gbr	den, rus	
	14:00	M-12	CHN - CAN	SWE - DEN	GBR - NOR	SUI - FRA	GER, USA	
	19:00	W-12	sui - usa	can - rus	jpn - den	swe - ger	chn, gbr	
WED 24 FEB	9:00	Tie-breaker Session (if necessary)						
	14:00	Tie-breaker Session (if necessary)						
	19:00	Tie-breaker Session (if necessary)						
THU 25 FEB	9:00	Women's Semifinals						
	14:00	Men's Semifinals						
FRI 26 FEB	9:00	Women's Bronze Medal Game						
	15:00	Women's Gold Medal Game, followed by Medal Ceremony						
SAT 27 FEB	9:00	Men's Bronze Medal Game						
	15:00	Men's Gold Medal Game, followed by Medal Ceremony						

### NOTES

Lowercase - women

UPPERCASE - MEN

First named team in each game plays red-handled stones and wears dark coloured upper playing garments.

### LEGEND

M-x (1,2,...,12) Men's session x

W-x (1,2,...,12) Women's session x



[vancouver2010.com](http://vancouver2010.com)

Vancouver Organizing Committee for the 2010 Olympic and Paralympic Winter Games  
Comité d'organisation des Jeux olympiques et paralympiques d'hiver de 2010 à Vancouver

™ Trademark © Copyright 2006 Vancouver Organizing Committee for the 2010 Olympic and Paralympic Winter Games. All rights reserved.  
Printed on 10% post-consumer recycled paper, processed chlorine free.

Copyright, © 2011, LA84 Foundation

**Notes on the digitized version of the Official Results of the 2010 Vancouver Olympic Winter Games.**

The digital version of the Official Results of the 2010 Vancouver Olympic Winter Games is Web-published by the LA84 Foundation with the permission of the International Olympic Committee.

This digital version includes a bookmark list that functions as a hyperlinked table of contents. Selecting a topic heading will take you to the corresponding section in the document or other documents.

Profile of the digital version:

File name: CU2\_Results\_Book.pdf

File size: 59.73 MB

Format: Portable Document Format (PDF) version 1.6 (Acrobat 7.x)

Source Document: *Disc 2 : Official Results CD* on CD-ROM.

Creation Date: October 2010.

Image Resolution: 300 dpi for color and grayscale images