

VIKING BASKETBALL RECORD BOOK

CAREER RECORDS

PSU'S 1,000-POINT SCORERS

1. Freeman Williams (1974-78)	3,249
2. John Nelson (1962-66)	2,123
3. Willie Stoudamire (1969-72)	1,845
4. Seamus Boxley (2000-05)	1,498
5. Anthony Lackey (1998-02)	1,304
6. Leo Franz (1970-73)	1,245
7. Charlie Stoudamire (1969-72)	1,179
8. John Winters (1955-59)	1,169
9. Derreck Brooks (1973-77)	1,155
10. Brian Towne (1996-99)	1,123
11. Derek Nesland (1996-00)	1,107
12. Scott Morrison (2004-08)	1,098
13. Bill Wilkerson (1965-67)	1,081
14. Jason Hartman (1997-99)	1,060
15. Charles Odum (2010-12)	1,033
16. Leon Edmonds (1968-70)	1,024
17. Jack Parker (1953-57)	1,023

GAMES PLAYED

1. Julius Thomas (2006-10)	121
2. Scott Morrison (2004-08)	119
3. Seamus Boxley (2000-05)	114
4. Anthony Lackey (1998-02)	110
5. Derek Nesland (1996-00)	109
6. Hasan Artharee (1996-00)	108
7. Derreck Brooks (1973-77)	107
8. Freeman Williams (1974-78)	106
9. Kevin Briggs (1999-03)	104
10. Ivan Garner (1996-00)	103

SCORING AVERAGE (500 points)

1. Freeman Williams (1974-78)	30.4
2. Willie Stoudamire (1969-72)	24.6
3. Jason Hartman (1997-99)	21.2
4. John Nelson (1962-66)	21.0
5. Bill Wilkerson (1965-67)	20.4
6. Leon Edmonds (1968-70)	19.7
7. Hal Dohling (1966-68)	18.2
8. Peter Ness (1966-68)	18.1
9. Leo Franz (1970-73)	17.8
10. Charles Odum (2010-12)	16.7

REBOUNDS

1. Bob Sisul (1976-79)	767
2. Jim Nelson (1962-66)	766
3. Seamus Boxley (2000-05)	748
4. Derreck Brooks (1973-77)	695
5. Scott Morrison (2004-08)	666
6. Bill Wilkerson (1965-67)	654
7. Don Suloff (1966-69)	653
8. Charlie Stoudamire (1969-72)	646
9. John Nelson (1962-66)	643
10. Don Bridges (1957-61)	640

REBOUNDING AVERAGE (2 seasons)

1. Bill Wilkerson (1965-67)	12.3
2. Jim Nelson (1962-66)	9.6
3. Bob Sisul (1976-79)	9.5
4. Bill Turner (1959-62)	9.4
5. Chehales Tapscott (2010-12)	8.8
6. Derreck Brooks (1973-77)	8.7
7. Charlie Stoudamire (1969-72)	8.6
8. Larry Franz (1967-70)	8.4
9. Don Suloff (1966-69)	8.3
10. Leo Franz (1970-73)	8.1

Terry Adolph is Portland State's all-time leader in assists.



ASSISTS

1. Terry Adolph (1976-78)	421
2. Chucky Smith (1974-78)	392
3. Derek Nesland (1996-00)	371
4. Will Funn (2003-05)	328
5. Freeman Williams (1974-78)	317
6. Willie Stoudamire (1969-72)	314
7. Jerry Stephens (1970-72)	293
8. Dominic Waters (2008-10)	248
9. Kevin Briggs (1999-03)	247
10. Derreck Brooks (1975-77)	239

STEALS

1. Anthony Lackey (1998-02)	121
2. Jeremiah Dominguez (2007-09)	115
3. Will Funn (2003-05)	111
4. Julius Thomas (2006-10)	110
5. Kevin Briggs (1999-03)	107
6. Terry Adolph (1976-78)	94
7. Derek Nesland (1996-00)	90
8. Chehales Tapscott (2010-12)	81
9. Seamus Boxley (2000-05)	80
10. Deonte Huff (2006-08)	73

BLOCKED SHOTS

1. Scott Morrison (2004-08)	187
2. Seamus Boxley (2000-05)	128
3. Jamie Jones (2008-10)	105
4. Chehales Tapscott (2010-12)	62
Julius Thomas (2006-10)	62
6. Jamaal Sanford (1996-98)	60
7. Seth Scott (2002-04)	48
8. Anthony Lackey (1998-02)	41
9. Derek Nesland (1996-00)	40
10. Anthony Washington (2005-07)	39

FIELD GOALS ATTEMPTED

1. Freeman Williams (1974-78)	2,926
2. John Nelson (1962-66)	2,054
3. Willie Stoudamire (1969-72)	1,638
4. Charlie Stoudamire (1969-72)	1,247
5. Leo Franz (1970-73)	1,115
6. Derreck Brooks (1975-77)	1,053
7. Don Bridges (1957-61)	1,030
8. Peter Ness (1966-68)	1,029
9. Bill Wilkerson (1965-67)	1,024
10. Anthony Lackey (1998-02)	1,001

FIELD GOALS MADE

1. Freeman Williams (1974-78)	1,369
2. John Nelson (1962-66)	828
3. Willie Stoudamire (1969-72)	754
4. Seamus Boxley (2000-05)	549
5. Charlie Stoudamire (1969-72)	525
6. Leo Franz (1970-73)	487
7. Jack Viskov (1954-56)	472
8. Anthony Lackey (1998-02)	471
9. Derreck Brooks (1973-77)	462
10. Bill Wilkerson (1965-67)	435

FIELD GOAL PERCENTAGE (300 attempts)

1. Julius Thomas (2006-10)	336-507 .663
2. Jamie Jones (2008-10)	306-523 .585
3. Seamus Boxley (2000-05)	549-980 .560
4. Scott Morrison (2004-08)	401-739 .543
5. Hasan Artharee (1996-00)	339-629 .539
6. Deonte Huff (2006-08)	275-512 .537
7. Jamaal Sanford (1996-98)	166-313 .530
8. Charles Odum (2010-12)	332-630 .527
9. Aaron Moore (2012-14)	184-360 .511
10. Chehales Tapscott (2010-12)	259-513 .505

FREE THROW ATTEMPTS

1. John Winters (1955-59)	745
2. Freeman Williams (1974-78)	648
John Nelson (1962-66)	648
4. Seamus Boxley (2000-05)	608
5. Scott Morrison (2004-08)	488
6. Willie Stoudamire (1969-72)	425
7. Charles Odum (2010-12)	381
8. Leo Franz (1970-73)	365
9. Derek Nesland (1996-00)	356
10. Scott Morrison (2004-07)	349

FREE THROWS MADE

1. Freeman Williams (1974-78)	511
2. John Nelson (1962-66)	467
3. John Winters (1955-59)	445
4. Seamus Boxley (2000-05)	380
5. Paul Poetsch (1954-56)	359
6. Jim Perkin (1953-57)	343
7. Willie Stoudamire (1969-72)	337
8. Charles Odum (2010-12)	301
9. Scott Morrison (2004-08)	296
10. Jason Hartman (1997-99)	284

FREE THROW PERCENTAGE (100 attempts)

1. Jeb Ivey (2001-03)	119-127 .937
2. Dave Hildahl (1979-81)	131-142 .923
3. Dominic Waters (2008-10)	205-236 .869
4. Hal Dohling (1966-68)	175-208 .841
5. Jason Hartman (1997-99)	284-348 .816
6. Ken Cobb (1973-75)	111-138 .804
7. Willie Stoudamire (1969-72)	337-425 .793
8. Melvin Jones (2009-11)	83-105 .790
9. Charles Odum (2010-12)	301-381 .790
10. Freeman Williams (1974-78)	511-648 .789

3-PT FIELD GOAL ATTEMPTS

1. Brian Towne (1996-99)	494
2. Anthony Lackey (1998-02)	439
3. Derek Nesland (1996-00)	409
4. Jeremiah Dominguez (2007-09)	398
5. Phil Nelson (2008-11)	384
6. Melvin Jones (2009-11)	381
7. Jason Hartman (1997-99)	351
8. Jeb Ivey (2001-03)	349
9. Jake Schroeder (2004-06)	304
10. Dominic Waters (2008-10)	299

3-PT FIELD GOALS MADE

1. Brian Towne (1996-99)	206
2. Anthony Lackey (1998-02)	178
3. Jeremiah Dominguez (2007-09)	173
4. Melvin Jones (2009-11)	153
5. Derek Nesland (1996-00)	143
6. Jason Hartman (1997-99)	140
7. Jeb Ivey (2001-03)	136
8. Phil Nelson (2008-11)	135
9. Dominic Waters (2008-10)	130
10. Jake Schroeder (2004-06)	125

3-PT FIELD GOAL PERCENTAGE (100 att.)

1. Juma Kamara (2005-07)	117-262 .447
2. Michael Harthun (2011-13)	86-197 .437
3. Gary Winston (2011-14)	120-276 .4347
Dominic Waters (2008-10)	130-299 .4347
5. Jeremiah Dominguez (2007-09)	173-398 .4346
6. Brian Towne (1996-99)	206-494 .417
7. Jake Schroeder (2004-06)	125-304 .411
8. Anthony Lackey (1998-02)	178-439 .405
9. Troy DeVries (2001-02)	46-114 .404
10. Melvin Jones (2009-11)	153-381 .402

PORTLAND STATE'S ALL-TIME SCORING LEADERS




Freeman Williams
1974-78
3,249 points

2nd all-time leading scorer in NCAA history

Two-time All-American

Two-time national scoring leader (39.6 ppg, 35.9 ppg)

Portland State Athletics Hall of Fame




John Nelson
1962-66
2,123 points

Three-time All-Oregon Collegiate Conference

Four-time team MVP

1965-66: 25.8 ppg

Portland State Athletics Hall of Fame



Willie Stoudamire
1969-72
1,845 points

Two-time team MVP

1971-72: 30.1 ppg

Portland State Athletics Hall of Fame



Seamus Boxley
2000-05
1,498 points

Big Sky Conference Player of the Year

Big Sky Defensive Player of the Year

Two-time All-Big Sky Conference



Anthony Lackey
1998-2002
1,304 points

Two-time All-Big Sky Conference

Two-time team scoring and rebounding leader

MISCELLANEOUS STATS SINCE 1996-97

DOUBLE-DOUBLES, SEASON

1. Chehales Tapscott (2012-13)	13
2. Seamus Boxley (2003-04)	11
3. Seamus Boxley (2004-05)	10
4. Jamie Jones (2009-10)	8
5. Aaron Moore (2012-13)	7
6. Chehales Tapscott (2010-11)	6
Blake Walker (2003-04)	6
Seth Scott (2002-03)	6
Jamie Jones (2008-09)	6
10. Kyle Richardson (2013-14)	5
Scott Morrison (2007-08)	5

DOUBLE-DOUBLES, CAREER

1. Seamus Boxley (2000-05)	23
2. Chehales Tapscott (2011-13)	19
3. Jamie Jones (2009-10)	14
4. Scott Morrison (2004-08)	9
5. Aaron Moore (2012-13)	7
Anthony Lackey (1998-2002)	7
Blake Walker (2003-05)	7
8. Seth Scott (2002-04)	6
Deonte Huff (2007-08)	6
Julius Thomas (2006-10)	6

DUNKS, SEASON

1. Scott Morrison (2007-08)	31
2. Seamus Boxley (2004-05)	27
3. Kyle Richardson (2013-14)	26
Phil Nelson (2008-09)	26
Julius Thomas (2009-10)	26
6. Scott Morrison (2006-07)	24
7. Jamaal Sanford (1997-98)	21
Julius Thomas (2008-09)	21
9. Scott Morrison (2005-06)	18
Scott Morrison (2004-05)	18

DUNKS, CAREER

1. Scott Morrison (2004-08)	91
2. Seamus Boxley (2000-05)	66
3. Julius Thomas (2006-09)	64
4. Jamaal Sanford (1996-98)	36
Phil Nelson (2008-11)	36
6. Deonte Huff (2006-08)	31
7. Blake Walker (2003-05)	28
8. Kyle Richardson (2013-14)	26
9. Anthony Washington (2005-07)	24
10. Antone Jarrell (2003-05)	21
Seth Scott (2002-04)	21

MOST DUNKS, INDIVIDUAL, GAME

4. Jamaal Sanford, vs. Northwest College	12-2-97
3. many times, Julius Thomas (4X)	

MOST DUNKS, TEAM, GAME

8 vs. MD-Eastern Shore	12-29-04
7 vs. Sacramento State	2-22-07
7 vs. Sacramento State	1-6-05
6 vs. Linfield	11-20-07
6 vs. Northwest College	12-2-97

CONSECUTIVE GAMES, 3-PT FGM

35 Brian Towne	1-16-97 to 2-12-98
----------------	--------------------

MOST CONSECUTIVE FGS MADE

12 Seamus Boxley	12-18 to 21-04
12 Jamie Jones	11-21 to 29-09

MOST CONSECUTIVE FTS MADE

40 Jeb Ivey	12-18-01 to 12-7-02
-------------	---------------------

MOST FGS, GAME, NO MISSES

7 Anthony Washington at Eastern Washington	3-4-06
7 Aaron Moore vs. Oregon State	12-12-12

SEASON RECORDS

POINTS

1. Freeman Williams (1976-77)	1,010
2. Freeman Williams (1977-78)	969
3. Freeman Williams (1975-76)	834
4. Willie Stoudamire (1971-72)	753
5. Bill Wilkerson (1966-67)	693
6. John Nelson (1964-65)	649
7. John Nelson (1965-66)	644
8. Jason Hartman (1998-99)	639
9. Willie Stoudamire (1970-71)	638
10. Don Porter (1953-54)	634

SCORING AVERAGE

1. Freeman Williams (1976-77)	38.8
2. Freeman Williams (1977-78)	35.9
3. Freeman Williams (1975-76)	30.9
4. Willie Stoudamire (1971-72)	30.1
5. John Nelson (1965-66)	25.8
6. Willie Stoudamire (1970-71)	25.5
7. Don Porter (1953-54)	25.3
8. John Nelson (1964-65)	25.0
9. Bill Wilkerson (1966-67)	24.8
10. Leon Edmonds (1968-69)	22.9

REBOUNDS

1. Bill Wilkerson (1966-67)	332
2. Bill Wilkerson (1965-66)	322
3. Chehales Tapscott (2011-12)	297
4. Bob Sisul (1978-79)	282
5. Jim Nelson (1965-66)	276
6. Don Suloff (1968-69)	274
7. Bill Turner (1960-61)	266
Jim Hollingsworth (1962-63)	266
9. Bob Sisul (1976-77)	262
10. Bernie Jones (1958-59)	259

REBOUNDING AVERAGE

1. Bill Wilkerson (1965-66)	12.9
2. Bill Wilkerson (1966-67)	11.8
3. Jim Nelson (1965-66)	11.0
4. Jim Hollingsworth (1962-63)	10.6
Jim Nelson (1964-65)	10.6
6. Don Suloff (1968-69)	10.5
7. Bob Sisul (1978-79)	10.4
8. Larry Franz (1969-70)	10.2
Mike O'Gara (1967-68)	10.2
10. Bill Turner (1960-61)	9.9

ASSISTS

1. Will Funn (2004-05)	224
2. Terry Adolph (1977-78)	211
3. Terry Adolph (1976-77)	210
4. Chucky Smith (1974-75)	177
5. Jerry Stephens (1970-71)	160
6. Dominic Waters (2009-10)	151
7. Reggie Ball (1998-99)	141
8. Ed Buchanan (1973-74)	140
9. Jerry Stephens (1970-71)	133
10. Jeremiah Dominguez (2007-08)	130

STEALS

1. Terry Adolph (1977-78)	94
2. Will Funn (2004-05)	62
Jeremiah Dominguez (2007-08)	62
4. Chehales Tapscott (2011-12)	56
5. Jeremiah Dominguez (2008-09)	53
6. Steve Gilliam (1980-81)	51
7. Will Funn (2003-04)	49
8. Dony Wilcher (2000-01)	48
9. Anthony Lackey (2001-02)	46
10. Andre Murray (2008-09)	44

BLOCKED SHOTS

1. Jamie Jones (2009-10)	75
2. Scott Morrison (2006-07)	70
3. Scott Morrison (2007-08)	53
4. Chehales Tapscott (2011-12)	43
5. Seamus Boxley (2004-05)	39
6. Scott Morrison (2005-06)	35
7. Seamus Boxley (2001-02)	34
Kyle Richardson (2013-14)	34
9. Seamus Boxley (2003-04)	32
Jamaal Thomas (2000-01)	32

FIELD GOALS ATTEMPTED

1. Freeman Williams (1976-77)	876
2. Freeman Williams (1977-78)	872
3. Freeman Williams (1975-76)	781
4. Willie Stoudamire (1971-72)	645
5. John Nelson (1965-66)	633
6. Bill Wilkerson (1966-67)	619
7. John Nelson (1964-65)	572
8. Peter Ness (1966-67)	550
9. Willie Stoudamire (1970-71)	542
10. Leon Edmonds (1968-69)	525

FIELD GOALS MADE

1. Freeman Williams (1976-77)	442
2. Freeman Williams (1977-78)	410
3. Freeman Williams (1975-76)	356
4. Willie Stoudamire (1971-72)	306
5. Bill Wilkerson (1966-67)	280
6. Jack Viskov (1954-55)	269
7. Willie Stoudamire (1970-71)	261
8. John Nelson (1965-66)	253
9. John Nelson (1964-65)	235
Don Porter (1953-54)	235

FIELD GOAL PERCENTAGE (100 attempts)


1. Julius Thomas (2009-10)	139-207 .671
2. Julius Thomas (2008-09)	90-140 .643
3. Julius Thomas (2006-07)	62-97 .639
Kyle Richardson (2013-14)	134-226 .593
5. Seamus Boxley (2004-05)	205-346 .592
6. Jamaal Sanford (1997-98)	87-147 .591
7. Jamie Jones (2008-09)	126-214 .589
8. Scott Morrison (2004-05)	60-102 .588
9. Hasan Artharee (1998-99)	108-184 .587
10. Deonte Huff (2006-07)	120-205 .585

FREE THROW ATTEMPTS

1. John Winters (1957-58)	302
2. John Winters (1958-59)	255
3. John Nelson (1964-65)	238
4. Freeman Williams (1976-77)	233
5. Don Porter (1953-54)	231
6. Charles Odum (2011-12)	228
7. Seamus Boxley (2004-05)	225
8. Jason Hartman (1998-99)	202
Paul Poetsch (1954-55)	202
10. Steve Gilliam (1980-81)	194

FREE THROWS MADE

1. John Winters (1957-58)	191
2. Charles Odum (2011-12)	190
3. Freeman Williams (1976-77)	185
4. Paul Poetsch (1954-55)	184
5. John Nelson (1964-65)	179
6. Jason Hartman (1998-99)	164
7. Don Koepke (1952-53)	156
8. Paul Poetsch (1955-56)	155
Don Porter (1953-54)	155
10. Lloyd Bergman (1950-51)	154



Ed Buchanan led Portland State in assists in 1973-74.

FREE THROW PERCENTAGE (50 attempts)

1. Jeb Ivey (2001-02)	50-51 .980
2. Dave Hildahl (1980-81)	76-82 .927
3. Dave Hildahl (1979-80)	55-60 .917
4. Paul Poetsch (1954-55)	184-202 .910
5. Jeb Ivey (2002-03)	69-76 .908
6. Dominic Waters (2009-10)	138-153 .902
7. Ken Cobb (1974-75)	56-63 .889
8. Hal Dohling (1967-68)	85-97 .876
9. Paul Hafford (2006-07)	49-56 .875
10. Paul Poetsch (1955-56)	155-182 .852

3-PT FIELD GOALS MADE

1. Jeremiah Dominguez (2008-09)	89
2. Jeremiah Dominguez (2007-08)	84
3. Melvin Jones (2009-10)	81
4. Jason Hartman (1998-99)	79
5. Brian Towne (1997-98)	78
6. Paul Hafford (2006-07)	76
7. Melvin Jones (2010-11)	72
Jake Schroeder (2005-06)	72
Anthony Lackey (2001-02)	72
Brian Towne (1998-99)	72

3-PT FIELD GOAL ATTEMPTS

1. Jason Hartman (1998-99)	209
2. Paul Hafford (2006-07)	204
Jeremiah Dominguez (2008-09)	204
4. Jeremiah Dominguez (2007-08)	194
Melvin Jones (2009-10)	194
6. Jeb Ivey (2002-03)	190
7. Melvin Jones (2010-11)	187
8. Brian Towne (1997-98)	183
9. Brian Towne (1998-99)	177
10. Jake Schroeder (2005-06)	175

3-PT FIELD GOAL PERCENTAGE (50 att.)

1. Juma Kamara (2005-06)	48-91 .527
2. Gary Winston (2012-13)	39-83 .470
3. Michael Harthun (2012-13)	38-84 .452
4. Dominic Waters (2008-09)	60-134 .448
5. Jeremiah Dominguez (2008-09)	89-204 .436
6. Jeremiah Dominguez (2007-08)	84-194 .433
7. Jason Hartman (1997-98)	61-142 .430
8. Brian Towne (1997-98)	78-183 .426
9. Michael Harthun (2011-12)	48-113 .425
10. Dominic Waters (2009-10)	70-165 .424

NOTES: Assists were not kept until the 1967-68 season. Blocked Shots and Steals were not kept until the 1977-78 season.

SINGLE GAME RECORDS

POINTS

All-Time Record

81 Freeman Williams vs. Rocky Mountain _____ 2-3-78

Since joining the Big Sky Conference in 1996-97

41 Dominic Waters at Northern Arizona (4ot) _____ 1-4-09
 41 Blake Walker at Tennessee State _____ 12-30-03
 40 Brian Towne vs. Idaho State _____ 2-7-98
 38 Charles Odum at Sacramento State _____ 2-23-12
 38 Jason Hartman vs. Sacramento State _____ 2-5-98
 35 Jason Hartman at Eastern Washington _____ 2-4-99
 34 Jason Hartman at Oregon _____ 12-12-98
 33 Dupree Lucas vs. Northern Colorado _____ 1-18-07
 33 Jason Hartman vs. Cal State Northridge _____ 1-3-98
 32 Dominic Waters vs. Cal Poly _____ 11-21-09
 32 Dupree Lucas at Northern Colorado _____ 1-6-07
 32 Jason Hartman vs. Northern Arizona _____ 2-18-99
 32 Jason Hartman vs. Eastern Washington _____ 1-30-99
 32 Seamus Boxley at Northern Arizona _____ 2-3-05

REBOUNDS

All-Time Record

26 Bernie Jones vs. Oregon College of Ed. _____ 1-20-59

Since joining the Big Sky Conference in 1996-97

18 Deonte Huff vs. Idaho State _____ 2-24-07
 16 Chehales Tapscott at Idaho State _____ 2-9-12
 16 Chehales Tapscott vs. Montana _____ 1-29-12
 16 Seamus Boxley at Howard _____ 11-29-04
 16 Seamus Boxley vs. Idaho State _____ 1-31-04
 16 Jamaal Sanford at Weber State _____ 1-23-97
 15 Seamus Boxley at Weber State _____ 2-28-04
 15 Seamus Boxley at Northern Arizona _____ 1-17-04
 15 Anthony Lackey vs. Montana _____ 3-2-00
 15 Hasan Artharee at Eastern Washington _____ 2-4-99
 15 Jamaal Sanford at Idaho State _____ 2-8-97
 15 Matt Ambrose vs. Cal State Northridge _____ 2-15-97

ASSISTS

All-Time Record

19 Terry Adolph vs. St. Mary's _____ 12-27-77

Since joining the Big Sky Conference in 1996-97

14 Will Funn vs. Idaho State _____ 2-17-05
 12 Will Funn at Northern Arizona _____ 2-3-05
 12 Will Funn vs. Sacramento State _____ 1-6-05
 12 Will Funn vs. Weber State _____ 1-1-05
 12 Reggie Ball at Cal State Northridge (2ot) _____ 1-7-99
 12 Jeremiah Dominguez vs. Northern Arizona _____ 2-5-09
 11 Dupree Lucas vs. Howard _____ 12-21-06
 11 Will Funn vs. Northern Arizona _____ 1-8-05
 10 Will Funn vs. Montana _____ 1-10-04
 10 Ryan Sommer vs. Warner Pacific _____ 12-21-05

BLOCKED SHOTS

6 Scott Morrison at Sacramento State _____ 2-09-08
 6 Scott Morrison at Weber State _____ 1-10-07
 6 Seth Scott at Portland _____ 11-30-02
 5 Kyle Richardson at North Dakota _____ 2-27-14
 5 Chehales Tapscott vs. Sacramento State _____ 2-15-12
 5 Jamie Jones vs. Weber State _____ 2-28-10
 5 Jamie Jones vs. Idaho State _____ 2-26-10
 5 Jamie Jones vs. Montana _____ 2-12-10
 5 Jamie Jones vs. Seattle _____ 2-7-10
 5 Jamie Jones vs. Sacramento State _____ 1-2-10
 5 Scott Morrison vs. Sacramento State _____ 2-22-07
 5 Jamaal Sanford vs. Montana State _____ 1-18-97

STEALS

All-Time Record

8 Terry Adolph vs. George Fox _____ 1-13-78

Since joining the Big Sky Conference in 1996-97

7 Phil Nelson vs. Boise State _____ 2-21-09
 7 Will Funn vs. Montana _____ 1-27-05
 7 Ivan Garner vs. Simon Fraser _____ 11-12-99
 6 Jeremiah Dominguez at Texas Southern _____ 12-27-08
 6 Julius Thomas at Northern Arizona (4ot) _____ 1-4-09
 6 Will Funn vs. Cal Poly _____ 11-27-04
 6 Jamaal Thomas at Cal State Northridge _____ 1-18-01
 6 Kevin Briggs vs. Linfield _____ 12-14-02

FIELD GOALS ATTEMPTED

All-Time Record

62 Freeman Williams vs. George Fox _____ 1-13-78

Since joining the Big Sky Conference in 1996-97

24 Dominic Waters at Northern Arizona (4ot) _____ 1-4-09
 24 Dupree Lucas at Sacramento State _____ 1-26-07
 24 Jason Hartman at Eastern Washington _____ 2-4-99
 24 Charles Madison at Washington _____ 11-28-00
 23 Anthony Lackey at Stanford _____ 12-19-01
 21 Dominic Waters vs. Northern Arizona _____ 1-17-10
 21 Dupree Lucas vs. Northern Colorado _____ 1-18-07
 21 Jason Hartman at Oregon _____ 12-12-98

FIELD GOALS MADE

All-Time Record

37 Freeman Williams vs. Rocky Mountain _____ 2-3-78

Since joining the Big Sky Conference in 1996-97

14 Kyle Richardson vs. Idaho State _____ 3-8-14
 14 Dominic Waters at Northern Arizona (4ot) _____ 1-4-09
 13 Jason Hartman vs. Sacramento State _____ 2-5-98
 13 Brian Towne vs. Idaho State _____ 2-7-98
 12 11 times

FIELD GOAL PERCENTAGE (10 attempts)

All-Time Record

.900 Jamie Jones (9-10) vs. Seattle _____ 2-7-10
 .900 Taplar Mvogo (9-10) at CS Northridge (2ot) _____ 1-7-99

Since joining the Big Sky Conference in 1996-97

.900 Jamie Jones (9-10) vs. Seattle _____ 2-7-10
 .900 Taplar Mvogo (9-10) at CS Northridge (2ot) _____ 1-7-99
 .857 Hasan Artharee (12-14) vs. Simon Fraser _____ 11-12-99
 .846 Seamus Boxley (11-13) vs. Bethune-Cookman _____ 12-16-04
 .833 Seamus Boxley (10-12) vs. E. Washington _____ 2-16-02

FREE THROWS MADE

All-Time Record

17 Deonte Huff vs. Montana State _____ 2-2-08
 17 Jason Hartman vs. Northern Arizona _____ 2-18-99

Since joining the Big Sky Conference in 1996-97

17 Deonte Huff vs. Montana State _____ 2-2-08
 17 Jason Hartman vs. Northern Arizona _____ 2-18-99
 14 Seamus Boxley at Montana State _____ 2-7-04
 14 Jason Hartman vs. Cal State Northridge _____ 1-3-98
 13 Blake Walker at Tennessee State _____ 12-30-03
 13 Jason Hartman at Sacramento State _____ 2-10-99
 13 Jason Hartman at Oregon State _____ 1-28-98

FREE THROWS ATTEMPTED

All-Time Record

19 Seamus Boxley at Montana State _____ 2-7-04
 19 Jason Hartman vs. Northern Arizona _____ 2-18-99

Since joining the Big Sky Conference in 1996-97

19 Seamus Boxley at Montana State _____ 2-7-04
 19 Jason Hartman vs. Northern Arizona _____ 2-18-99
 17 Seamus Boxley at Howard _____ 11-29-04
 17 Deonte Huff vs. Montana State _____ 2-2-08
 16 Charles Odum vs. Northern Colorado _____ 2-28-12
 16 Jason Hartman at Sacramento State _____ 2-10-99
 16 Scott Morrison at Northern Colorado _____ 2-20-08

FREE THROW PERCENTAGE (10 attempts)

All-Time Record

1.000 Deonte Huff (17-17) vs. Montana State _____ 2-2-08

1.000 Freeman Williams (16-16) vs. Seattle Pacific _____ 1-31-78

Since joining the Big Sky Conference in 1996-97

1.000 Deonte Huff (17-17) vs. Montana State _____ 2-2-08
 1.000 Jason Hartman (14-14) vs. CS Northridge _____ 1-3-98
 1.000 Jeb Ivey (11-11) vs. Weber State _____ 3-1-03
 1.000 Seth Scott (10-10) vs. Montana _____ 2-6-03
 1.000 Seamus Boxley (10-10) vs. Northern Arizona _____ 1-8-05
 1.000 DaShaun Wiggins (10-10) vs. Weber State _____ 3-6-14

3-PT FIELD GOALS MADE

12 Brian Towne (of 16) vs. Idaho State _____ 2-7-98
 8 Phil Nelson (of 12) at Pepperdine _____ 12-13-09
 7 Chris Harriel (of 11) at Idaho State _____ 1-2-11
 7 Melvin Jones (of 11) vs. Wright State _____ 11-14-09
 7 Jeremiah Dominguez (of 10) at Gonzaga _____ 12-23-08
 7 Paul Hafford (of 13) at Cal Poly _____ 2-17-07
 7 Anthony Lackey (of 11) at Northern Arizona _____ 3-1-02
 7 Jason Hartman (of 14) at Montana State _____ 2-27-99
 7 Brian Towne (of 9) vs. Eastern Washington _____ 3-4-99
 7 Jeb Ivey (of 9) at Weber State _____ 1-30-03

3-PT FIELD GOALS ATTEMPTED

16 Brian Towne (made 12) vs. Idaho State _____ 2-7-98
 16 Charles Madison (made 3) at Washington _____ 11-28-00
 14 Jason Hartman (made 7) at Montana State _____ 2-27-99
 13 5 times

3-PT FIELD GOAL PERCENTAGE (6 att.)

1.000 Jason Hartman (6-6) at Idaho State _____ 1-8-98
 1.000 Mickey Polis (5-5) at Washington _____ 12-18-07
 1.000 Kyle Coston (5-5) at Northern Colorado _____ 2-20-08
 .857 Jeb Ivey (6-7) vs. Northern Arizona _____ 1-18-03
 .833 Marcus Hall (5-6) vs. Montana _____ 1-11-14
 .833 Tyrell Mara (5-6) at Portland _____ 11-28-07
 .833 Juma Kamara (5-6) at Gonzaga _____ 11-30-05
 .833 Juma Kamara (5-6) vs. Weber State _____ 1-19-06

PORTLAND STATE RECORDS IN BIG SKY GAMES

Team Records

Most Points: 108, 3/1/08 @ Montana (W, 108-56)

Field Goal Percentage: .688, 12/5/09 vs.

Eastern Washington (33-48)

3-pt Field Goals Made: 18, 2/7/98 vs. Idaho State

3-pt Field Goals Pct (10 att.): .769, 1/30/03

at Weber State

Margin of Victory: 52, 3/1/08 at Montana (108-56)

Fewest Points: 42, 1/4/97 at Northern Arizona

(L, 42-54)

Margin of Defeat: 33, 2/12/98 at Northern Arizona

(L, 54-87)

Individual Records

Points: 41, Dominic Waters, 1/4/09 at Northern Arizona (4ot); 40, Brian Towne, 2/7/98 vs. Idaho State (regulation)

Rebounds: 18, Deonte Huff, 2/24/07 vs. Idaho St.

Assists: 15, Will Funn, 2/17/05 vs. Idaho State

Blocked Shots: 6, Scott Morrison, 2/9/08

at Sacramento State; 6, Scott Morrison, 1/10/07 at Weber State

Steals: 7, Will Funn, 1/27/05 vs. Montana

3-pt Field Goals Made: 12, Brian Towne, 2/7/98 vs. Idaho State (of 16)

TOP INDIVIDUAL PERFORMANCES



Steve Brenner

FREEMAN WILLIAMS

- 1st team All-American, 1977-78.
- 2nd all-time leading scorer in NCAA history, 3,249 points, 1975-78.
- 1977 World University Games.
- Holds 13 PSU records.
- 6 years in the NBA.

When Dominic Waters scored 41 points in a four-overtime win at Northern Arizona on Jan. 4, 2009 - the most recent 40-point game in school history - a quick scan of the PSU record book revealed it was just the 28th-best scoring game in school history - that's not a misprint - 28th-best. But it did reopen the eyes of basketball fans as they remembered the prolific scoring career of Freeman Williams.

Williams, in fact, eclipsed that total on 21 occasions. Other outstanding scorers in PSU history have included Willie Stoudamire, Leon Edmonds, John Nelson, Bill Wilkerson, Jason Hartman and Seamus Boxley.

For his part, Williams ranks as the second all-time leading scoring in college basketball history with 3,249 points, trailing only Pete Maravich.



WILLIE STODAMIRE

- Ranks among the top ten at PSU in both scoring and assists.
- Averaged 30 points per game in 1970-71.
- Scored 50 points in a game against Nevada.



Dick Powers

JASON HARTMAN

- Scored more than 1,000 points in just two seasons.
- Seventh-leading scorer in the nation in 1998-99, averaging 22.8 points.
- First Viking to lead the Big Sky Conference in scoring.
- Two-time All-Big Sky selection.
- Scored a career-high 38 points vs. Sacramento State.



Steve Brenner

SEAMUS BOXLEY

- Finished career as fourth all-time leading scorer (1,498 points) at Portland State.
- Set school season and career records for field goal percentage.
- Averaged 20.6 points as a senior, leading Big Sky, and was named Big Sky Conference Player of the Year.

FREEMAN WILLIAMS ALL-TIME BEST SCORING PERFORMANCES

81 Rocky Mountain _____	1977-78	41 at Puget Sound _____	1976-77
71 Southern Oregon _____	1976-77	41 Portland* _____	1975-76
66 George Fox _____	1977-78	41 Western Montana _____	1976-77
59 Simon Fraser* _____	1976-77	40 Seattle Pacific _____	1975-76
51 at Eastern Montana _____	1976-77	40 at Pepperdine _____	1977-78
50 at Nevada-Las Vegas _____	1977-78	39 Oregon State* _____	1976-77
49 at Southern California _____	1977-78	39 Oregon Tech _____	1975-76
48 at St. Mary's _____	1977-78	39 at Kentucky _____	1977-78
46 at Utah State _____	1976-77	39 at San Jose State _____	1975-76
46 at Wisconsin-Milwaukee _____	1977-78	38 at Oregon State _____	1975-76
45 Portland* _____	1976-77	38 Montana Tech _____	1976-77
44 at Colorado State _____	1975-76	38 at Northern Colorado _____	1976-77
44 at Gonzaga _____	1976-77	37 Utah State _____	1977-78
44 St. Mary's _____	1977-78	37 Air Force _____	1976-77
43 at Nevada-Las Vegas _____	1976-77	36 at Arizona State _____	1976-77
43 at Long Beach State _____	1976-77	36 Puget Sound _____	1976-77
43 at Montana State _____	1975-76	36 at Seattle Pacific _____	1977-78
43 Eastern Montana _____	1976-77	35 at Arizona _____	1975-76
42 Whittier _____	1976-77	35 Oregon Tech _____	1977-78
42 Cal State-Los Angeles _____	1976-77		
42 at New Orleans _____	1976-77		
41 Colorado State _____	1977-78		

* Game played at Memorial Coliseum

Freeman Williams actually scored 3,308 points in 108 games, but two games during his career against a Canadian school, Simon Fraser, are not recognized by the NCAA.

OTHER TOP SCORING PERFORMANCES (35 points or more)

50 Willie Stoudamire vs. Nevada-Reno _____	1970-71
46 Leon Edmonds vs. British Columbia _____	1968-69
46 Willie Stoudamire vs. Portland _____	1971-72
45 Leon Edmonds vs. Eastern Montana _____	1968-69
45 Jack Parker vs. Eastern Oregon _____	1955-56
45 John Nelson vs. Cascade College _____	1965-66
43 Willie Stoudamire vs. Cal State-Los Angeles _____	1971-72
41 Dominic Waters vs. Northern Arizona _____	2008-09
41 Blake Walker vs. Tennessee State _____	2003-04
41 Willie Stoudamire vs. Humboldt State _____	1971-72
40 Brian Towne vs. Idaho State _____	1997-98
40 Leon Edmonds vs. Humboldt State _____	1968-69
39 Bill Wilkerson vs. Idaho State _____	1966-67
39 Willie Stoudamire vs. British Columbia _____	1970-71
39 Willie Stoudamire vs. Puget Sound _____	1970-71
38 Charles Odum vs. Sacramento State _____	2011-12
38 Jason Hartman vs. Sacramento State _____	1996-97
38 Willie Stoudamire vs. Puget Sound _____	1969-70
38 Willie Stoudamire vs. Great Falls _____	1971-72
38 Bill Wilkerson vs. St. Martin's _____	1966-67
37 Bill Wilkerson vs. Linfield _____	1966-67
37 Charlie Stoudamire vs. Puget Sound _____	1971-72
36 John Nelson vs. Gonzaga _____	1965-66
36 Peter Ness vs. Chapman _____	1967-68
36 Willie Stoudamire vs. Southern Utah _____	1969-70
36 Charlie Stoudamire vs. Seattle _____	1970-71
36 Willie Stoudamire vs. Gonzaga _____	1970-71
36 Steve Gilliam vs. Utah State _____	1980-81
35 Jason Hartman vs. Eastern Washington _____	1998-99
35 Hal Dohling vs. Montana State _____	1967-68
35 Willie Stoudamire vs. Central Washington _____	1970-71
35 Willie Stoudamire vs. Nevada-Las Vegas _____	1971-72
35 Jesse Boyd vs. Warner Pacific _____	1975-76
35 Peter Ness vs. St. Martin's _____	1966-67

YEARLY LEADERS

POINTS SCORED

1946-47	Philips#	135
1947-48	NA	
1948-49	Coleman/Baldini#	85
1949-50	Don Koepke	178
1950-51	Lloyd Bergman	496
1951-52	NA	
1952-53	Don Koepke	478
1953-54	Don Porter	625
1954-55	Jack Viskov^	605
1955-56	Jack Viskov	481
1956-57	Jack Parker	420
1957-58	John Winters	503
1958-59	John Winters	348
1959-60	Don Bridges	328
1960-61	Bill Turner	326
1961-62	Bill Turner	345
1962-63	John Nelson	400
1963-64	John Nelson	430
1964-65	John Nelson	649
1965-66	John Nelson	644
1966-67	Bill Wilkerson	693
1967-68	Hal Dohling	475
1968-69	Leon Edmonds	573
1969-70	Willie Stoudamire	454
1970-71	Willie Stoudamire	638
1971-72	Willie Stoudamire	793
1972-73	Leo Franz	470
1973-74	Ed Buchanan	411
1974-75	Freeman Williams	436
1975-76	Freeman Williams	834
1976-77	Freeman Williams	1,010
1977-78	Freeman Williams	969
1978-79	Bob Sisul	390
1979-80	Mike Babin	346
1980-81	Steve Gilliam	434
1996-97	Brian Towne	322
1997-98	Jason Hartman	421
	Brian Towne	421
1998-99	Jason Hartman	639
1999-00	Derek Nesland	401
2000-01	Anthony Lackey	391

2001-02	Anthony Lackey	459
2002-03	Jeb Ivey	405
2003-04	Blake Walker	434
2004-05	Seamus Boxley	576
2005-06	Jake Schroeder	349
2006-07	Dupree Lucas	422
2007-08	Jeremiah Dominguez	455
2008-09	Jeremiah Dominguez	399
2009-10	Dominic Waters	594
2010-11	Charles Odum	421
2011-12	Charles Odum	612
2012-13	Aaron Moore	369
2013-14	DaShaun Wiggins	399

SCORING AVERAGE

1946-47	Philips#	9.0
1947-48	NA	
1948-49	Coleman/Baldini#	10.6
1949-50	Don Koepke	14.8
1950-51	Lloyd Bergman	18.4
1951-52	NA	
1952-53	Don Koepke	17.7
1953-54	Don Porter	25.0
1954-55	Jack Viskov^	15.5
1955-56	Jack Viskov	17.2
1956-57	Jack Parker	15.0
1957-58	John Winters	18.0
1958-59	John Winters	12.4
1959-60	Don Powell	11.9
1960-61	Bill Turner	12.1
1961-62	Bill Turner	12.3
1962-63	John Nelson	16.0
1963-64	John Nelson	17.2
1964-65	John Nelson	25.0
1965-66	John Nelson	25.8
1966-67	Bill Wilkerson	24.8
1967-68	Hal Dohling	19.0
1968-69	Leon Edmonds	22.9
1969-70	Willie Stoudamire	18.2
1970-71	Willie Stoudamire	25.5
1971-72	Willie Stoudamire	30.1
1972-73	Leo Franz	20.4
1973-74	Ed Buchanan	15.2
1974-75	Freeman Williams	16.8
1975-76	Freeman Williams	30.9
1976-77	Freeman Williams*	39.6
1977-78	Freeman Williams*	35.9
1978-79	Bob Sisul	14.4
1979-80	Mike Babin	13.3
1980-81	Doug Eilertson	16.3
1996-97	Brian Towne	12.4
1997-98	Jason Hartman	19.1
1998-99	Jason Hartman	22.8
1999-00	Ime Udoka	14.5
2000-01	Anthony Lackey	14.5
2001-02	Anthony Lackey	16.4
2002-03	Jeb Ivey	15.0
2003-04	Blake Walker	16.1
2004-05	Seamus Boxley	20.6
2005-06	Jake Schroeder	12.5
2006-07	Dupree Lucas	13.2
2007-08	Jeremiah Dominguez	14.2
2008-09	Jeremiah Dominguez	12.9
2009-10	Dominic Waters	18.6
2010-11	Charles Odum	14.0
2011-12	Charles Odum	19.1
2012-13	Aaron Moore	13.2
2013-14	DaShaun Wiggins	12.9

REBOUNDS

1957-58	John Winters	202
1958-59	Bernie Jones	259

1959-60	Don Bridges	202
1960-61	Bill Turner	266
1961-62	Bill Turner	252
1962-63	Jim Hollingsworth	266
1963-64	John Nelson	171
1964-65	Jim Nelson	234
1965-66	Bill Wilkerson	322
1966-67	Bill Wilkerson	332
1967-68	Mike O'Gara	254
1968-69	Don Suloff	274
1969-70	Leon Edmonds	255
1970-71	Leo Franz	251
1971-72	Charlie Stoudamire	246
1972-73	Leo Franz	211
1973-74	Frank Williams	237
1974-75	James Mason	253
1975-76	Wayne Smith	243
1976-77	Bob Sisul	262
1977-78	Bob Sisul	223
1978-79	Bob Sisul	282
1979-80	Mike Babin	251
1980-81	Doug Eilertson	238
1996-97	Jamaal Sanford	162
1997-98	Jamaal Sanford	158
1998-99	Jason Hartman	156
1999-00	Ime Udoka	174
2000-01	Anthony Lackey	158
2001-02	Anthony Lackey	172
2002-03	Brandon Houghton	167
2003-04	Seamus Boxley	254
2004-05	Seamus Boxley	228
2005-06	Scott Morrison	144
2006-07	Scott Morrison	207
2007-08	Deonte Huff	199
2008-09	Julius Thomas	170
2009-10	Jamie Jones	245
2010-11	Chehales Tapscoff	195
2011-12	Chehales Tapscoff	297
2012-13	Aaron Moore	200
2013-14	Kyle Richardson	202

REBOUNDING AVERAGE

1957-58	John Winters	7.2
1958-59	Bernie Jones	9.3
1959-60	Don Bridges	7.2
1960-61	Bill Turner	9.9
1961-62	Bill Turner	9.0
1962-63	Jim Hollingsworth	10.6
1963-64	John Nelson	6.8
1964-65	Jim Nelson	10.6
1965-66	Bill Wilkerson	12.9
1966-67	Bill Wilkerson	11.8
1967-68	Mike O'Gara	10.2
1968-69	Don Suloff	10.5
1969-70	Larry Franz	10.2
1970-71	Leo Franz	9.7
1971-72	Charlie Stoudamire	9.8
1972-73	Leo Franz	9.2
1973-74	Frank Williams	8.8
1974-75	James Mason	9.7
1975-76	Wayne Smith	9.3
1976-77	Bob Sisul	9.7
1977-78	Bob Sisul	8.3
1978-79	Bob Sisul	10.4
1979-80	Mike Babin	9.7
1980-81	Doug Eilertson	9.2
1996-97	Jamaal Sanford	6.2
1997-98	Jamaal Sanford	5.9
1998-99	Taplar Mvogo	6.6
1999-00	Ime Udoka	7.3
2000-01	Anthony Lackey	5.9
2001-02	Anthony Lackey	6.1
2002-03	Brandon Houghton	6.2
2003-04	Seamus Boxley	9.4
2004-05	Seamus Boxley	8.1

2005-06	Scott Morrison	5.3
2006-07	Scott Morrison	6.5
2007-08	Deonte Huff	6.0
2008-09	Jamie Jones	5.3
2009-10	Jamie Jones	7.7
2010-11	Chehales Tapscoff	8.1
2011-12	Chehales Tapscoff	9.3
2012-13	Aaron Moore	7.1
2013-14	Kyle Richardson	6.3

ASSISTS/AVERAGE

1967-68	Hal Dohling	120/4.8
1968-69	Dan Deurwaarder#	48/2.0
1969-70	Willie Stoudamire	84/3.4
1970-71	Jerry Stephens	133/5.3
1971-72	Jerry Stephens	160/6.4
1972-73	Dan Peters	105/4.4
1973-74	Ed Buchanan	140/5.2
1974-75	Chuckie Smith	174/6.7
1975-76	Freeman Williams	116/4.3
1976-77	Terry Adolph	210/7.8
1977-78	Terry Adolph	211/7.8
1978-79	David Smith	93/3.4
1979-80	Wendell Talley	111/4.3
1980-81	Steve Gilliam	125/4.6
1996-97	Derek Nesland	100/3.8
1997-98	Derek Nesland	91/3.5
1998-99	Reggie Ball	141/5.0
1999-00	Ivan Garner	100/3.4
2000-01	Dony Wilcher	101/3.9
2001-02	Aaron Fitzgerald	125/4.5
2002-03	Kevin Briggs	83/3.1
2003-04	Will Funn	104/4.0
2004-05	Will Funn	224/8.0
2005-06	Ryan Sommer	102/3.7
2006-07	Dupree Lucas	124/3.9
2007-08	Jeremiah Dominguez	130/4.1
2008-09	Jeremiah Dominguez	99/3.2
2009-10	Dominic Waters	151/4.7
2010-11	Dane Johnson	85/2.9
	Charles Odum	85/2.8
2011-12	Lateef McMullan	91/2.8
2012-13	Lateef McMullan	102/3.6
2013-14	Tim Douglas	99/3.1

STEALS/AVERAGE

1977-78	Terry Adolph	94/3.5
1978-79	Skip Kinney	30/1.1
1979-80	Wendell Talley	35/1.3
1980-81	Steve Gilliam	51/1.9
1996-97	Mike Vanderhoff	34/1.3
1997-98	Jason Hartman	28/1.3
1998-99	Reggie Ball	35/1.3
1999-00	Ime Udoka	38/1.6
2000-01	Dony Wilcher	48/1.8
2001-02	Anthony Lackey	46/1.6
2002-03	Kevin Briggs	36/1.3
2003-04	Will Funn	49/1.9
2004-05	Will Funn	62/2.2
2005-06	Jake Schroeder	38/1.4
2006-07	Ryan Sommer	40/1.3
2007-08	Jeremiah Dominguez	62/1.9
2008-09	Jeremiah Dominguez	53/1.7
2009-10	Julius Thomas	46/1.5
2010-11	Chris Harriel	41/1.4
2011-12	Chehales Tapscoff	56/1.7
2012-13	Andre Winston Jr.	27/1.1
2013-14	Tim Douglas	33/1.1

BLOCKED SHOTS

1977-78	Greg Slider	24
1978-79	Bob Sisul	15
1979-80	Darrell Webb	16
1980-81	Doug Eilertson	10
	Steve Gilliam	10



Hal Dohling, the 1967-68 Portland State team MVP, led the Vikings in scoring, assists and free throw percentage.

1996-97	Jamaal Sanford	31
1997-98	Jamaal Sanford	29
1998-99	Derek Nesland	12
1999-00	Ime Udoka	13
2000-01	Jamaal Thomas	32
2001-02	Seamus Boxley	34
2002-03	Seth Scott	30
2003-04	Seamus Boxley	32
2004-05	Seamus Boxley	39
2005-06	Scott Morrison	35
2006-07	Scott Morrison	70
2007-08	Scott Morrison	53
2008-09	Jamie Jones	30
2009-10	Jamie Jones	75
2010-11	Chehales Tapscott	19
2011-12	Chehales Tapscott	43
2012-13	Aaron Moore	26
2013-14	Kyle Richardson	34



Matt Brown

Scott Morrison, a 6-11 center, led the Vikings in blocked shots and dunks for three straight seasons. Morrison had school records of 187 blocks and 91 dunks in his career. He was also a part of two Big Sky Conference Champion teams (2005, 2008) and was the Big Sky's Defensive Player of the Year in 2007-08.

FIELD GOAL PERCENTAGE (100 att.)

1956-57	John Winters	.425
1957-58	John Winters	.447
1958-59	Stan Weber	.434
1959-60	Don Powell	.398
1960-61	Bill Turner	.401
1961-62	Jack Bertell	.436
1962-63	John Nelson	.421
1963-64	Bob Jones	.421
1964-65	Jim Nelson	.428
1965-66	Ed Gorman	.421
1966-67	Don Suloff	.515
1967-68	Mike O'Gara	.469
1968-69	Leon Edmonds	.440
1969-70	John Mandic	.478
1970-71	Moses Taylor	.489
1971-72	Rick Korte	.490
1972-73	Dan Peters	.464
	Glenn Perica	.464
1973-74	James Mason	.505
1974-75	James Mason	.471
1975-76	Jesse Boyd	.477
1976-77	Freeman Williams	.505
1977-78	James Cunningham	.527
1978-79	Darrell Webb	.496
1979-80	Darrell Webb	.522
1980-81	Dave Hildahl	.529
1986-97	Hasan Artharee	.477
1997-98	Jamaal Sanford	.592
1998-99	Hasan Artharee	.587
1999-00	Hasan Artharee	.558
2000-01	Seamus Boxley	.549
2001-02	Billy Feeney	.579
2002-03	Seth Scott	.475
2003-04	Seamus Boxley	.556
2004-05	Seamus Boxley	.592
2005-06	Anthony Washington	.515
2006-07	Julius Thomas	.639
2007-08	Scott Morrison	.575
2008-09	Julius Thomas	.643
2009-10	Julius Thomas	.671
2010-11	Nate Lozeau	.546
2011-12	Renado Parker	.568
	Nate Lozeau	.568
2012-13	Aaron Moore	.520
2013-14	Kyle Richardson	.593

3-PT FIELD GOALS MADE

1996-97	Mike Vanderhoff	59
1997-98	Brian Towne	78
1998-99	Jason Hartman	79
1999-00	Derek Nesland	57
2000-01	Charles Madison	58
2001-02	Anthony Lackey	72
2002-03	Jeb Ivey	70
2003-04	Sheu Oduniyi	32
	Blake Walker	32
2004-05	Jake Schroeder	53
2005-06	Jake Schroeder	72
2006-07	Paul Hafford	76
2007-08	Jeremiah Dominguez	84
2008-09	Jeremiah Dominguez	89
2009-10	Melvin Jones	81
2010-11	Melvin Jones	72
2011-12	Michael Harthun	48
2012-13	Lateef McMullan	42
2013-14	Marcus Hall	51

3-PT FG PERCENTAGE (50 attempts)

1996-97	Brian Towne	.418
1997-98	Jason Hartman	.430
1998-99	Brian Towne	.407
1999-00	Anthony Lackey	.412
2000-01	Anthony Lackey	.406
2001-02	Anthony Lackey	.419

2002-03	Jeb Ivey	.368
2003-04	Sheu Oduniyi	.372
2004-05	Jake Schroeder	.411
2005-06	Juma Kamara	.527
2006-07	Juma Kamara	.404
2007-08	Mickey Polis	.500
2008-09	Dominic Waters	.448
2009-10	Dominic Waters	.424
2010-11	Charles Odum	.395
2011-12	Michael Harthun	.425
2012-13	Gary Winston	.470
2013-14	Gary Winston	.422

FREE THROW PERCENTAGE (50 att.)

1953-54	Dale Stewart	.758
1954-55	Paul Poetsch	.910
1955-56	Paul Poetsch	.852
1956-57	Jim Perkins	.786
1957-58	John Winters	.632
1958-59	John Frederick	.750
1959-60	Don Powell	.667
1960-61	Frank Chase	.711
1961-62	Gordon Riese	.707
1962-63	Mike Schrunck	.694
1963-64	Mike Schrunck	.706
1964-65	John Nelson	.752
1965-66	John Nelson	.758
1966-67	Hal Dohling	.811
1967-68	Hal Dohling	.876
1968-69	Dan Deurwaarder	.784
1969-70	Leon Edmonds	.802
1970-71	Willie Stoudamire	.826
1971-72	Willie Stoudamire	.834
1972-73	Leo Franz	.808
1973-74	Derreck Brooks	.734
1974-75	Ken Cobb	.889
1975-76	Freeman Williams	.787
1976-77	Freeman Williams	.796
1977-78	Freeman Williams	.780
1978-79	Darrell Webb	.786
1979-80	Dave Hildahl	.917
1980-81	Dave Hildahl*	.927
1986-97	Matt Ambrose	.798
1997-98	Jason Hartman	.822
1998-99	Jason Hartman	.812
1999-00	Derek Nesland	.734
2000-01	Luke Dean	.760
2001-02	Jeb Ivey	.980
2002-03	Jeb Ivey	.908
2003-04	Marshall Hartman	.791
2004-05	Antone Jarrell	.709
2005-06	Jake Schroeder	.797
2006-07	Paul Hafford	.875
2007-08	Jeremiah Dominguez	.813
2008-09	Phil Nelson	.841
2009-10	Dominic Waters	.902
2010-11	Tree Thomas	.804
2011-12	Charles Odum	.833
2012-13	Michael Hartun	.828
2013-14	Gary Winston	.803

MINUTES PLAYED

1996-97	Derek Nesland	888/34.2
1997-98	Brian Towne	850/31.5
1998-99	Brian Towne	975/34.8
1999-00	Derek Nesland	914/31.5
2000-01	Dony Wilcher	756/29.0
	Anthony Lackey	772/28.6
2001-02	Jeb Ivey	1,002/35.8
2002-03	Jeb Ivey	1,016/37.6
2003-04	Seamus Boxley	988/36.6
2004-05	Seamus Boxley	1,026/36.6
2005-06	Jake Schroeder	934/33.4
2006-07	Ryan Sommer	923/28.8
2007-08	Deonte Huff	1,012/30.7

	Jer. Dominguez	989/30.9
2008-09	Jer. Dominguez	979/31.6
2009-10	Dominic Waters	1,079/33.7
2010-11	Melvin Jones	963/32.1
2011-12	Chehales Tapscott	1,109/31.8
2012-13	Lateef McMullan	906/32.4
2013-14	Tim Douglas	1,112/34.9

DOUBLE-DOUBLES

1996-97	Jamaal Sanford	4
1997-98	Jamaal Sanford	1
	Matt Ambrose	1
1998-99	Hasan Artharee	4
1999-00	Ime Udoka	4
2000-01	Anthony Lackey	2
	Seamus Boxley	2
2001-02	Anthony Lackey	3
2002-03	Seth Scott	6
2003-04	Seamus Boxley	11
2004-05	Seamus Boxley	10
2005-06	Scott Morrison	1
	Tyler Hollist	1
	Ryan Sommer	1
2006-07	Scott Morrison	1
2007-08	Scott Morrison	5
2008-09	Jamie Jones	6
2009-10	Jamie Jones	8
2010-11	Chehales Tapscott	6
2011-12	Chehales Tapscott	13
2012-13	Aaron Moore	7
2013-14	Kyle Richardson	5

DUNKS

1996-97	Jamaal Sanford	15
1997-98	Jamaal Sanford	21
1998-99	Taplar Mvogo	8
1999-00	Ime Udoka	3
2000-01	Jamaal Thomas	11
2001-02	Seamus Boxley	14
2002-03	Seth Scott	15
2003-04	Seamus Boxley	16
	Blake Walker	16
2004-05	Seamus Boxley	27
2005-06	Scott Morrison	18
2006-07	Scott Morrison	24
2007-08	Scott Morrison	31
2008-09	Phil Nelson	26
2009-10	Julius Thomas	26
2010-11	Chris Harriel	7
2011-12	Charles Odum	6
	Chehales Tapscott	6
2012-13	Aaron Moore	12
2013-14	Kyle Richardson	24

* led nation

^ includes statistics from games played in Asia

% fell short of minimum attempts, but still would have led team if attempts were added to total

incomplete season statistics

YEAR BY YEAR TEAM STATISTICS

YEAR	G	W-L	Home	Away	OT	FGM-FGA	PCT.	3PM-3PA	PCT.	FTM-FTA	PCT.	REB	AVG.	AST	TO	BS	ST	PTS	AVG.
1946-47	18	6-12	-	-	-	279-	-	-	-	160-	-	-	-	-	-	-	-	862	47.9
1947-48	19	14-5	-	-	-	-	-	-	-	-	-	-	-	-	-	-	-	1,144	60.2
1948-49	13	6-7	-	-	-	166-	-	-	-	100-	-	-	-	-	-	-	-	716	55.1
1949-50	30	20-10	-	-	-	324-	-	-	-	239-	-	-	-	-	-	-	-	1,803	60.1
1950-51	27	17-10	-	-	-	731-	-	-	-	477-	-	-	-	-	-	-	-	1,925	71.3
1951-52	27	18-9	-	-	-	-	-	-	-	-	-	-	-	-	-	-	-	1,912	70.8
1952-53	27	14-13	-	-	-	633-	-	-	-	520-	-	-	-	-	-	-	-	1,786	66.1
1953-54	25	8-17	-	-	-	612-	-	-	-	454-707	.642	-	-	-	-	-	-	1,678	67.1
1954-55	21	17-4	-	-	-	1,093-	-	-	-	671-	-	-	-	-	-	-	-	2,857	72.5
1955-56	29	21-8	-	-	1-0	795-	-	-	-	671-924	.725	-	-	-	-	-	-	2,261	77.9
1956-57	28	11-17	-	-	-	605-1,735	.349	-	-	518-762	.679	-	-	-	-	-	-	1,650	58.9
1957-58	28	14-14	-	-	1-0	594-1,631	.364	-	-	383-609	.629	1,058	37.8	-	-	-	-	1,571	56.1
1958-59	28	20-8	-	-	1-0	607-1,768	.343	-	-	406-710	.571	1,220	43.6	-	-	-	-	1,620	57.8
1959-60	28	14-14	-	-	1-2	545-1,583	.345	-	-	397-673	.589	1,104	39.4	-	-	-	-	1,487	53.1
1960-61	27	17-10	-	-	-	541-1,497	.361	-	-	358-566	.633	1,176	43.6	-	-	-	-	1,440	53.3
1961-62	28	15-13	-	-	-	615-1,560	.394	-	-	334-523	.638	954	34.1	-	-	-	-	1,564	55.8
1962-63	25	7-18	-	-	-	627-1,731	.362	-	-	299-477	.625	981	39.2	-	-	-	-	1,553	62.1
1963-64	25	10-15	-	-	-	617-1,612	.383	-	-	283-469	.603	971	38.8	-	-	-	-	1,517	60.7
1964-65	26	8-18	-	-	1-1	696-1,769	.397	-	-	346-577	.600	1,011	38.9	-	-	-	-	1,748	63.3
1965-66	25	6-19	3-7	3-12	-	757-1,985	.381	-	-	385-589	.653	1,393	55.7	-	-	-	-	1,899	75.9
1966-67	28	19-9	13-0	6-9	-	1,017-2,505	.406	-	-	523-764	.684	1,609	57.5	-	-	-	-	2,557	91.5
1967-68	25	16-9	11-2	5-7	-	869-2,219	.392	-	-	453-651	.696	1,544	61.8	440	-	-	-	2,191	87.6
1968-69	26	9-17	8-4	1-13	-	856-2,215	.386	-	-	477-687	.694	1,443	55.5	201*	-	-	-	2,189	84.2
1969-70	27	12-15	10-5	2-10	1-0	933-2,181	.428	-	-	420-622	.675	1,476	54.7	354	445	-	-	2,286	84.5
1970-71	26	18-8	13-1	5-7	-	1,039-2,318	.448	-	-	504-708	.712	1,460	56.2	582	-	-	-	2,580	99.2
1971-72	27	19-8	13-2	6-6	0-1	1,001-2,258	.443	-	-	479-678	.706	1,457	54.0	478	-	-	-	2,473	91.6
1972-73	24	12-12	9-1	3-11	1-0	724-1,739	.416	-	-	352-502	.701	1,102	45.9	330	-	-	-	1,800	75.0
1973-74	27	16-11	10-0	6-11	-	857-1,938	.442	-	-	347-530	.655	1,342	49.7	535	-	-	-	2,061	76.3
1974-75	26	18-8	11-1	7-7	0-3	951-2,178	.437	-	-	395-561	.704	1,346	51.8	493	-	-	-	2,297	88.3
1975-76	27	17-10	7-1	10-9	1-0	1,004-2,204	.456	-	-	380-557	.682	1,297	48.0	475	-	-	-	2,388	88.4
1976-77	27	17-10	10-1	7-9	0-1	1,014-2,124	.477	-	-	429-593	.723	1,292	47.9	508	-	-	-	2,457	91.0
1977-78	27	14-13	9-4	5-9	0-1	929-2,051	.453	-	-	360-518	.695	1,171	43.4	483	-	68	234	2,218	82.2
1978-79	27	6-21	4-4	2-17	1-1	806-1,792	.460	-	-	399-545	.732	1,020	37.8	409	491	48	163	2,011	74.5
1979-80	26	5-21	3-7	2-14	-	744-1,608	.464	-	-	404-570	.709	956	36.8	413	546	42	156	1,892	72.8
1980-81	27	7-20	6-7	1-13	1-0	677-1,503	.450	-	-	512-705	.726	783	29.0	312	453	40	177	1,859	68.9
1996-97	26	9-17	8-4	1-13	1-0	570-1,329	.429	190-531	.358	366-513	.713	817	31.4	359	407	53	145	1,696	65.2
1997-98	27	15-12	12-1	3-11	1-1	624-1,393	.448	203-520	.390	458-625	.733	873	32.3	401	442	70	188	1,909	70.7
1998-99	28	17-11	13-1	4-10	3-1	747-1,666	.448	250-682	.367	472-657	.718	1,036	37.0	481	371	48	168	2,216	79.1
1999-00	29	15-14	9-5	6-9	0-1	737-1,613	.457	184-550	.335	500-745	.671	1,012	34.9	457	474	67	222	2,158	74.4
2000-01	27	9-18	8-3	1-15	1-1	669-1,533	.436	193-546	.353	379-548	.692	866	32.1	410	480	82	213	1,910	70.7
2001-02	28	12-16	6-6	6-10	2-0	723-1,513	.478	233-570	.409	361-486	.743	791	28.3	468	446	74	196	2,040	72.9
2002-03	27	5-22	5-8	0-14	-	544-1,344	.405	135-396	.341	353-528	.669	873	32.3	293	484	72	142	1,576	58.4
2003-04	27	11-16	7-4	4-12	0-2	644-1,433	.449	115-375	.307	407-615	.662	984	36.4	318	458	96	167	1,810	67.0
2004-05	28	19-9	13-2	6-7	1-0	708-1,440	.492	150-438	.342	481-745	.646	942	33.6	471	481	108	214	2,047	73.1
2005-06	28	12-16	6-5	6-11	1-1	701-1,548	.453	201-498	.404	414-615	.673	1,002	35.8	425	466	82	175	2,017	72.0
2006-07	32	19-13	12-3	7-10	-	873-1,909	.457	211-634	.333	546-847	.645	1,181	36.9	507	503	153	227	2,503	78.2
2007-08	33	23-10	13-1	10-9	2-1	846-1,822	.464	294-749	.393	452-668	.677	1,129	34.2	521	484	108	231	2,438	73.9
2008-09	33	23-10	12-1	11-9	2-1	863-1,899	.454	317-835	.380	378-557	.679	1,116	33.8	503	453	93	245	2,421	73.4
2009-10	32	13-19	8-4	5-15	0-2	888-1,862	.477	258-690	.374	462-644	.717	1,019	31.8	424	431	127	201	2,496	78.0
2010-11	30	14-16	10-5	4-11	-	745-1,697	.439	211-600	.352	468-645	.726	983	32.8	390	374	69	181	2,169	72.3
2011-12	32	17-15	10-3	7-12	1-0	846-1,751	.483	185-531	.348	561-761	.737	1,112	34.8	370	431	90	170	2,438	76.2
2012-13	28	8-20	8-6	0-14	0-1	701-1,542	.455	151-401	.377	376-506	.743	871	31.1	368	335	66	153	1,929	68.9
2013-14	32	17-15	12-5	5-10	3-1	802-1,729	.464	196-543	.361	520-711	.731	979	30.6	411	366	69	194	2,320	72.5

1 Point total correct - statistics for 15 games only • 2 No team statistics available • 3 Point total correct - statistics for 8 games only • 4 Point total correct - statistics for 14 games only
 5 Point total for 39 games (including trip to SE Asia) - record for counting games only • 6 Statistics and record include non-counting games with Canadian teams

* total incomplete

away games include all road and neutral site contests

YEAR BY YEAR BIG SKY CONFERENCE TEAM STATISTICS

YEAR	G	W-L	Place	Home	Road	OT	FGM-FGA	PCT.	3PM-3PA	PCT.	FTM-FTA	PCT.	REB	AVG.	AST	TO	BS	ST	PTS	AVG.
1996-97	16	6-10	7th	5-3	1-7	1-0	351-798	.440	103-300	.343	233-324	.719	519	32.4	216	246	36	80	1,038	64.9
1997-98	16	10-6	t3rd	8-0	2-6	1-0	368-803	.458	125-309	.405	306-411	.745	505	31.6	240	248	46	98	1,167	72.9
1998-99	16	9-7	3rd	7-1	2-6	3-1	419-936	.448	145-393	.369	259-361	.717	575	35.9	273	219	22	91	1,242	77.6
1999-00	16	7-9	6th	5-3	2-6	0-1	416-920	.452	105-307	.342	281-413	.680	581	36.3	249	256	40	135	1,218	76.1
2000-01	16	6-10	7th	6-2	0-8	1-0	413-905	.456	119-329	.362	212-300	.707	498	31.1	253	283	51	120	1,157	72.3
2001-02	14	6-8	6th	3-4	3-4	-	394-788	.500	137-303	.452	174-234	.744	408	29.1	282	209	45	96	1,099	78.5
2002-03	14	3-11	8th	3-4	0-7	-	281-683	.411	64-186	.344	216-312	.692	448	32.0	142	229	40	69	842	60.1
2003-04	14	5-9	8th	3-4	2-5	-	330-748	.441	58-198	.293	215-325	.662	502	35.9	163	231	56	93	933	66.6
2004-05	14	11-3	1st	7-0	4-3	1-0	365-726	.503	84-229	.367	249-383	.650	489	34.9	262	252	66	109	1,063	75.9
2005-06	14	5-9	t5th	3-4	2-5	1-1	347-758	.458	104-246	.423	217-325	.668	491	35.1	212	234	46	87	1,015	72.5
2006-07	16	9-7	4th	5-3	4-4	-	432-969	.446	94-282	.333	281-428	.657	629	39.3	222	235	92	108	1,239	77.4
2007-08	16	14-2	1st	8-0	6-2	1-0	434-890	.464	149-361	.413	268-386	.694	589	36.8	274	229	64	109	1,285	80.3
2008-09	16	11-5	t2nd	7-1	4-4	2-0	412-906	.455	161-420	.383	177-261	.678	535	33.4	253	221	45	134	1,162	72.6
2009-10	16	7-9	6th	5-3	2-6	0-2	454-937	.485	126-342	.368	257-362	.710	544	34.0	217	192	63	103	1,291	80.7
2010-11	16	5-11	7th	4-4	1-7	-	378-886	.427	118-329	.359	216-311	.695	499	31.2	185	175	38	85	1,090	68.1
2011-12	16	10-6	3rd	5-3	5-3	1-0	410-834	.492	100-255	.392	301-409	.736	537	33.6	189	217	54	88	1,221	76.3
2012-13	20	5-15	t10th	5-5	0-10	0-1	505-1,112	.454	108-272	.397	266-362	.735	639	32.0	276	219	55	103	1,384	69.2
2013-14	20	11-9	t5th	7-3	4-6	3-1	518-1,087	.477	128-365	.351	299-406	.736	573	28.7	262	222	45	113	1,463	73.2

PORTLAND STATE TEAM RECORDS

PSU SEASON

Most Points	2,508	1970-71 (26 games)
High Scoring Average	99.2	1970-71 (26 games)
Field Goal Attempts	2,505	1966-67 (28 games)
Field Goals Made	1,039	1970-71 (26 games)
Field Goal Percentage	.492	2004-05 (708-1,440)
3-pt Field Goal Attempts	835	2008-09 (33 games)
3-pt Field Goals Made	317	2008-09 (33 games)
3-pt Field Goal Percentage	.409	2001-02 (233-570)
Free Throw Attempts	924	1955-56 (29 games)
Free Throws Made	671	1955-56 (29 games)
Free Throw Percentage	.743	2001-02 (361-468)
Rebounds	1,609	1966-67 (28 games)
Rebound Average	61.8	1967-68 (25 games)
Assists	582	1970-71 (26 games)
Blocked Shots	153	2006-07 (32 games)
Steals	245	2008-09 (33 games)

PSU GAME

Most Points	142	vs. Southern Oregon 2-9-77
Fewest Points	29	vs. Willamette 1959-60
Margin of Victory vs. All Opp.	67	vs. Cascade 11-25-99 (101-34)
Margin of Victory vs. Div. 1 Opp.	52	vs. Montana 3-1-08 (108-56)
Margin of Defeat	56	at Washington 11-15-09 (55-111)
Field Goal Attempts	126	vs. Eastern Montana 12-19-70
Field Goals Made	59	vs. George Fox 1-13-78
	59	vs. Rocky Mountain 2-3-78
Field Goal Percentage	.688	vs. E. Washington 12-5-09 (33-48)
3-pt Field Goal Attempts	36	vs. Simon Fraser 11-7-98
3-pt Field Goals Made	18	vs. Idaho State 2-7-98
3-pt Field Goals Pct. (8 att.)	.769	at Weber State 1-30-03 (10-13)
Free Throw Attempts	56	vs. Eastern Oregon 1-28-56
Free Throws Made	45	vs. Eastern Oregon 1-28-55
Free Throw Percentage (most)	1.000	vs. Concordia (16-16) 11-29-97
	1.000	five other times
Rebounds	101	vs. Alaska Anchorage 1-18-69
Assists	38	vs. Southern Oregon 2-9-77
Blocked Shots	10	vs. Weber State 1-1-05
	10	vs. Weber State 2-8-07
	10	vs. Sacramento State 2-22-07
Steals	20	vs. Cascade 12-13-97

OPPONENTS SEASON

Most Points	2,536	2009-10 (32 games)
Fewest Points	1,328	1960-61 (27 games)
High Scoring Average	88.4	1970-71 (26 games)
Low Scoring Average	51.1	1960-61 (26 games)
Field Goals Made	924	1978-79 (27 games)
Field Goals Attempted	2,063	1968-69 (26 games)
Field Goal Percentage	.526	1980-81 (27 games)
Low Field Goal Percentage	.334	1960-61 (27 games)
3-pt Field Goals Made	234	2001-02 (28 games)
3-pt Field Goals Attempted	613	2007-08 (33 games)
3-pt Field Goal Percentage	.395	2009-10 (227-574)
Low 3-pt Field Goal Percentage	.326	1997-98 (160-491)
Free Throws Made	602	1966-67 (28 games)
Free Throws Attempted	895	1966-67 (28 games)
Free Throw Percentage	.752	2002-03 (440-585)
Low Free Throw Percentage	.612	1968-69 (26 games)
Rebounds	1,491	1966-67 (28 games)
Low Rebounds	805	1962-63 (25 games)
Rebound Average	54.3	1968-69 (26 games)
Low Rebound Average	31.0	2003-04 (27 games)
Assists	591	1977-78 (27 games)
Blocked Shots	104	2013-14 (32 games)
Steals	250	1979-80 (26 games)
Turnovers	554	2006-07 (32 games)

OPPONENTS GAME

Most Points	141	Lamar 1-12-1980
Fewest Points	28	Southern Oregon 1-23-61
Field Goals Attempted	109	Nevada-Las Vegas 2-9-77
Field Goals Made	50	Nevada-Las Vegas 1-11-69
	50	Nevada-Las Vegas 1-15-76
Field Goal Percentage	.810	Fresno State 12-3-78 (34-42)
Worst Field Goal Percentage	.226	Chapman 2-9-66
3-pt Field Goals Made	17	Oregon 11-12-06
3-pt Field Goals Attempted	38	Air Force 12-5-98
3-pt Field Goal Pct. (8 att.)	.813	at Washington State 12-19-09 (13-16)
Free Throws Attempted	59	Southern Oregon 12-17-67
Free Throws Made	43	Southern Oregon 12-17-67
Free Throw Percentage (most)	1.000	Northern Arizona (21-21) 2-12-98
		North Dakota (21-21) 1-19-13
Rebounds	75	Idaho State 1-25-69

TEAM AWARD WINNERS: 1955-81

CARLO SPOSITO TROPHY
Most Valuable Player Award

1955-56	Paul Poetsch
1956-57	Jack Parker, Jim Perkin
1957-58	John Winters
1958-59	John Winters
1959-60	Don Bridges
1960-61	Don Bridges
1961-62	Loren Remy
1962-63	John Nelson
1963-64	John Nelson
1964-65	John Nelson
1965-66	John Nelson
1966-67	Bill Wilkerson
1967-68	Hal Dohling
1968-69	Leon Edmonds
1969-70	Larry Franz
1970-71	Willie Stoudamire
1971-72	Willie Stoudamire
1972-73	Leo Franz
1973-74	Ed Buchanan
1974-75	James Mason
1975-76	Freeman Williams
1976-77	Freeman Williams
1977-78	Freeman Williams
1978-79	Bob Sisul
1979-80	Wendell Talley
1980-81	Doug Eilertson

MORRIS ROGOWAY AWARD
For scholarship, personal achievement and ability.

1962-63	Mike Schrunck
1963-64	John Nelson
1964-65	John Nelson
1965-66	John Nelson
1966-67	Bill Wilkerson
1967-68	Peter Ness
1968-69	Don Suloff
1969-70	Glen McClendon
1970-71	Moses Taylor
1971-72	Charles Stoudamire
1972-73	Leo Franz
1973-74	Ken Cobb
1974-75	Ken Cobb
1975-76	Mike Richardson
1976-77	Chucky Smith
1977-78	Chucky Smith
1978-79	Darrell Webb
1979-80	Darrell Webb
1980-81	Dave Hildahl

WALT CREASY TROPHY
Team leader in assists

1970-71	Jerry Stephens
1971-72	Jerry Stephens
1972-73	Dan Peters
1973-74	Ed Buchanan
1974-75	Freeman Williams
1975-76	Freeman Williams
1976-77	Terry Adolph
1977-78	Terry Adolph
1978-79	David Smith
1979-80	Wendell Talley
1980-81	Steve Gilliam

SAM DUNCAN TROPHY
Outstanding defender

1973-74	James Mason
1974-75	James Mason
1975-76	Derreck Brooks
1976-77	Derreck Brooks
1977-78	Bob Sisul
1978-79	Darrell Webb
1979-80	Darrell Webb
1980-81	Doug Eilertson

RED KLEES TROPHY
For heart, sacrifice, tenacity, understanding, loyalty and endurance.

1964-65	Rick Silva
1965-66	Jim Nelson
1966-67	Randy Bethke
1967-68	Chris Stanley
1968-69	Dan Deurwaarder
1969-70	Leon Edmonds
1970-71	Leo Franz
1971-72	Jerry Stephens
1972-73	Ed Buchanan
1973-74	Frank Williams
1974-75	Frank Williams
1975-76	Dave Stief
1976-77	Derreck Brooks
1977-78	Terry Adolph
1978-79	Wendell Talley
1979-80	Wendell Talley
1980-81	Dave Wiitala

DR. LAWRENCE BERNARD TROPHY
Team rebounding champion

1965-66	Bill Wilkerson
1966-67	Bill Wilkerson
1967-68	Mike O'Gara
1968-69	Don Suloff
1969-70	Leon Edmonds
1970-71	Leo Franz
1971-72	Charles Stoudamire
1972-73	Leo Franz
1973-74	Frank Williams
1974-75	James Mason
1975-76	Wayne Smith
1976-77	Bob Sisul
1977-78	Bob Sisul
1978-79	Bob Sisul
1979-80	Michael Babin
1980-81	Doug Eilertson

OREGON COLLEGIATE CONFERENCE HONORS

1953-54	Don Porter Dale Stewart	1st team All-Conference 2nd team All-Conference
1954-55	Paul Poetsch Jim Perkin	1st team All-Conference 2nd team All-Conference
1955-56	Paul Poetsch Jack Viskov Jack Parker Ron Nenow	1st team All-Conference 1st team All-Conference 2nd team All-Conference 2nd team All-Conference
1956-57	Jack Parker Jim Perkin John Winters	1st team All-Conference 2nd team All-Conference 2nd team All-Conference
1957-58	John Winters	1st team All-Conference
1958-59	Bernie Jones John Winters John Frederick Don Bridges	1st team All-Conference 1st team All-Conference 2nd team All-Conference 2nd team All-Conference
1959-60	Don Powell Don Bridges	1st team All-Conference 2nd team All-Conference
1960-61	Bill Turner Don Bridges	1st team All-Conference 1st team All-Conference
1961-62	Bill Turner Drew Ittershagen	1st team All-Conference 2nd team All-Conference
1962-63	John Nelson	2nd team All-Conference
1963-64	John Nelson Mike Schrunck	1st team All-Conference 2nd team All-Conference
1964-65	John Nelson	1st team All-Conference

NATIONAL HONORS

1958-59	John Winters	3rd team NAIA All-American
1967-68	Hal Dohling	3rd team NCAA College Division All-American
1976-77	Freeman Williams	3rd team All-American - AP and UPI 2nd team All-American - Converse Yearbook
1977-78	Freeman Williams	1st team All-American - Basketball Writers 2nd team All-American - AP, NABC, UPI, The Sporting News, Converse Yearbook

NATIONAL STATISTICAL LEADERS

1955-56	Paul Poetsch, free throw percentage, .862 (NAIA)
1976-77	Freeman Williams, scoring, 39.6 ppg
1977-78	Freeman Williams, scoring, 35.9 ppg
1980-81	Dave Hildahl, free throw percentage, 76-82, .927

TEAM AWARD WINNERS: 1996-2014

CAPTAIN'S AWARD

1996-97	Matt Ambrose
1997-98	Derek Nesland
	Jamaal Sanford
1998-99	Brian Towne
	Taplar Mvogo
	Jamie Snook
	Jason Hartman
1999-00	Derek Nesland
	Ivan Garner,
	Hasan Artharee
	Ime Udoka
2000-01	Seamus Boxley
2001-02	Anthony Lackey
2002-05	No awards given
2005-06	Jake Schroeder
2006-07	Scott Morrison
	Juma Kamara
2007-08	Tyrell Mara
	Deonte Huff
2008-09	Tyrell Mara
	Jeremiah Dominguez
2009-10	Julius Thomas
	Dominic Waters
2010-11	Chehales Tapscott
	Paul Guede
2011-12	Chehales Tapscott
	Charles Odum
2012-13	Michael Harthun
2013-14	Tim Douglas

LEADING SCORER AWARD

1996-97	Brian Towne
1997-98	Jason Hartman
1998-99	Jason Hartman
1999-00	Ime Udoka
2000-01	Anthony Lackey
2001-02	Anthony Lackey
2002-03	Jeb Ivey
2003-04	Blake Walker
2004-05	Seamus Boxley
2005-06	Jake Schroeder
2006-07	Dupree Lucas
2007-08	Jeremiah Dominguez
2008-09	Jeremiah Dominguez
2009-10	Dominic Waters
2010-11	Charles Odum
2011-12	Charles Odum
2012-13	Aaron Moore
2013-14	DaShaun Wiggins

MR. VIKING

Best represents the characteristics of the program

1996-97	Derek Nesland
1997-98	Jamie Snook
1998-99	Derek Nesland
1999-00	Derek Nesland
2000-01	Anthony Lackey
2001-02	Jeb Ivey
2002-05	No awards given
2005-06	Jake Schroeder
2006-07	Juma Kamara
2007-08	Deonte Huff
2008-09	Mickey Polis
2009-10	Dominic Waters
2010-11	Tree Thomas
2011-12	Chehales Tapscott
2012-13	Michael Harthun
2013-14	Kyle Richardson

NATIONAL HONORS

NABC ALL-DISTRICT

1998-99	Jason Hartman	1st team
2008-09	Jeremiah Dominguez	2nd team

CoSIDA ACADEMIC ALL-DISTRICT

1998-99	Derek Nesland	1st team
1999-00	Derek Nesland	1st team

CoSIDA ACADEMIC ALL-AMERICAN

1999-00	Derek Nesland	2nd team
---------	---------------	----------

CLAIR BEE COACH OF THE YEAR FINALIST

1996-97	Ritchie McKay
---------	---------------

NATIONAL STATISTICAL LEADERS

ASSISTS

2004-05	Will Funn, 8.0 per game
---------	-------------------------

Will Funn set a Portland State record for assists in a season 224 in 2004-05. As a result he led the nation with an average of 8.0 per game, along with Damitrius Coleman of Mercer (who also had 224 assists in 28 games).



Troy Weymen



Portland State's conference championship trophies from 2005, 2008 and 2009.

BEST DEFENSIVE PLAYER

1996-97	Jamaal Sanford
1997-98	Jamaal Sanford
1998-99	Taplar Mvogo
1999-00	Ime Udoka
2000-01	Kevin Briggs
2001-02	Kevin Briggs
2002-05	No awards given
2005-06	Josh Neeley
2006-07	Dupree Lucas

2007-08	Scott Morrison
2008-09	Andre Murray
2009-10	Julius Thomas
2010-11	Paul Guede
2011-12	Chehales Tapscott
2012-13	Lateef McMullan
2013-14	Marcus Hall

REBOUNTING AWARD

2005-06	Scott Morrison
2006-07	Scott Morrison
2007-08	Deonte Huff
2008-09	Jamie Jones
	Julius Thomas
2009-10	Jamie Jones
2010-11	Chehales Tapscott
2011-12	Chehales Tapscott
2012-13	Aaron Moore
2013-14	Kyle Richardson

PORTLAND STATE HONORS FROM THE BIG SKY CONFERENCE



Steve Bremner

In 2007-08, Ken Bone became the first Portland State men's basketball coach to be named Big Sky Conference Coach of the Year.



Troy Wraynen

Jeremiah Dominguez was the 2007-08 Big Sky Conference Player of the Year and a two-time first team All-Big Sky selection. He led the Big conference in three-point field goals two seasons in a row.

1996-97

Brian Towne Honorable Mention All-Conference
Academic All-Conference
Derek Nesland Academic All-Conference

1997-98

Brian Towne 1st team All-Conference
Player of the Week (Feb. 9)
Jason Hartman 1st team All-Conference
Big Sky Newcomer of the Year
Player of the Week (Jan. 12)
Jamaal Sanford Honorable Mention All-Conference
Derek Nesland Academic All-Conference

1998-99

Brian Towne 1st team All-Conference
Player of the Week (Dec. 1)
Jason Hartman 1st team All-Conference
Player of the Week (Jan. 25)
Derek Nesland Academic All-Conference

1999-00

Ime Udoka 1st team All-Conference
Big Sky Newcomer of the Year
Player of the Week (Dec. 6, Jan. 17)
Derek Nesland 1st team All-Conference
Academic All-Conference
Hasan Artharee Honorable Mention All-Conference

2000-01

Anthony Lackey 1st team All-Conference
Player of the Week (Feb. 19)
Seamus Boxley co-Outstanding Freshman
Academic All-Conference

2001-02

Anthony Lackey 1st team All-Conference
Player of the Week (Dec. 27, Mar. 4)
Seamus Boxley Honorable Mention All-Conference
Player of the Week (Dec. 10)
Jeb Ivey Honorable Mention All-Conference
Player of the Week (Feb. 25)
Troy DeVries Academic All-Conference
Billy Feeney Academic All-Conference

2002-03

Jeb Ivey Honorable Mention All-Conference
Kevin Briggs Honorable Mention All-Conference
Seth Scott Player of the Week (Jan. 20)
Chris Walter Academic All-Conference

2003-04

Seamus Boxley 1st team All-Conference
Big Sky Defensive Player of the Year
Player of the Week (Jan. 19)
Blake Walker Honorable Mention All-Conference,
Player of the Week (Dec. 15, Dec. 22)

2004-05

Seamus Boxley 1st team All-Conference
Big Sky Player of the Year
Big Sky Defensive Player of the Year
Player of the Week (Dec. 20, Jan. 10, Feb. 7)
Will Funn 1st team All-Conference
Blake Walker 1st team All-Conference
Tyler Hollist Academic All-Conference

2005-06

Jake Schroeder 1st team All-Conference
Player of the Week (Feb. 20)
Scott Morrison Player of the Week (Jan. 2)
Anthony Washington Honorable Mention All-Conference
Tyler Hollist Academic All-Conference

2006-07

Dupree Lucas 2nd team All-Conference
Big Sky Newcomer of the Year
Player of the Week (Jan. 22)
Scott Morrison Honorable Mention All-Conference
Player of the Week (Nov. 21)
Paul Hafford Player of the Week (Dec. 26)
Deonte Huff Player of the Week (Feb. 26)
Sean Smith Academic All-Conference

2007-08

Jeremiah Dominguez Big Sky Player of the Year
Big Sky Newcomer of the Year
1st team All-Conference
Big Sky All-Tournament Team
Player of the Week (Feb. 4, Mar. 5)
Deonte Huff 1st team All-Conference
Big Sky Tourney Most Valuable Player
Big Sky Defensive Player of the Year
2nd team All-Conference
Player of the Week (Feb. 11)
Kyle Coston Big Sky All-Tournament Team
Tyrell Mara Academic All-Conference
Mickey Polis Academic All-Conference
Ken Bone Big Sky Conference Coach of the Year

2008-09

Jeremiah Dominguez 1st team All-Conference
Big Sky Tournament MVP
Player of the Week (Nov. 18, Dec. 29)
Andre Murray 2nd team All-Conference
Big Sky Conference All-Tournament
Dominic Waters 2nd team All-Conference
Player of the Week (Jan. 5)
Julius Thomas Big Sky Conference All-Tournament
Tyrell Mara Academic All-Conference
Mickey Polis Academic All-Conference

2009-10

Jamie Jones 1st team All-Conference
Dominic Waters 2nd team All-Conference
Player of the Week (Dec. 7, Mar. 3)
Phil Nelson Player of the Week (Dec. 14)
Julius Thomas Big Sky Conference All-Tournament

2010-11

Charles Odum 2nd team All-Conference
Chris Harriel Player of the Week (Dec. 27)

2011-12

Charles Odum 1st team All-Conference
Player of the Week (Jan. 16, Jan. 23, Feb. 27)
Chehales Tapscott Big Sky Conference All-Tournament
Nate Lozeau 1st team All-Conference
Martin Whitmore Academic All-Big Sky Conference
Academic All-Big Sky Conference

2012-13

Aaron Moore Honorable Mention All-Conference
Michael Harthun Player of the Week (Feb. 25)
Martin Whitmore Academic All-Big Sky Conference

2013-14

Gary Winston 2nd team All-Conference
DaShaun Wiggins co-6th Man of the Year
Tim Douglas Honorable Mention All-Conference
Player of the Week (Dec. 9)
Kyle Richardson Player of the Week (Mar. 10)

PORTLAND STATE'S BIG SKY STATISTICAL LEADERS

INDIVIDUAL LEADERS

1996-97

Matt Ambrose Free Throw Pct., Big Sky.....855

1997-98

Jason Hartman 3-pt FG Pct., Big Sky.....490
 Brian Towne 3-pt FG, Season.....3.0 pg
 3-pt FG, Big Sky.....3.0 pg

1998-99

Jason Hartman Scoring, Season.....22.8 ppg
 Scoring, Big Sky.....24.9 ppg

2002-03

Jeb Ivey Free Throw Pct., Season.....908

2003-04

Seamus Boxley Rebounding, Season.....9.4 rpg
 Rebounding, Big Sky.....10.0 rpg

2004-05

Seamus Boxley Scoring, Season.....20.6 ppg
 Blocks, Season.....1.39 bpg
 Scoring, Big Sky.....22.5 ppg
 Will Funn Assists, Season.....8.00 apg
 Assists, Big Sky.....9.86 apg

2005-06

Juma Kamara 3-pt FG Pct., Season.....527
 3-pt FG Pct., Big Sky.....592

2006-07

Scott Morrison Blocked Shots, Season.....2.19
 Blocked Shots, Big Sky.....2.43

2007-08

Jeremiah Dominguez Steals, Season.....1.94
 3-pt FG Made, Season.....2.63
 3-pt FG Made, Big Sky.....2.88

Scott Morrison Blocked Shots, Season.....1.66
 Blocked Shots, Big Sky.....2.00

Kyle Coston 3-pt FG Pct., Big Sky.....521

2008-09

Jeremiah Dominguez 3-pt FG Made, Season.....2.87
 3-pt FG Made, Big Sky.....3.00
 Jamie Jones Double-Doubles, Season.....8

2009-10

Dominic Waters Scoring, Big Sky.....20.9
 Assists, Season.....4.7
 Free Throw Pct., Season.....902

Jamie Jones Rebounding, Season.....7.7
 Rebounding, Big Sky.....9.3
 Blocked Shots, Season.....2.3
 Blocked Shots, Big Sky.....2.6
 Double-Doubles.....8

Julius Thomas Field Goal Pct., Season.....671
 Field Goal Pct., Big Sky.....692

2011-12

Chehales Taspocott Rebounding, Season.....9.3
 Rebounding, Big Sky.....9.6
 Blocked Shots, Season.....1.4
 Blocked Shots, Big Sky.....1.8

2012-13

Gary Winston 3-pt FG Pct., Season.....470
 Michael Harthun 3-pt FG Pct., Big Sky.....491
 Lateef McMullan Assist-to-Turnover Ratio, Season.....2.4
 Assist-to-Turnover Ratio, Big Sky.....2.7

TEAM LEADERS

1998-99

3-pt Field Goals Made Per Game.....8.9

2001-02

Field Goal Percentage.....478
 Free Throw Percentage.....743
 3-pt Field Goals Made Per Game.....8.3
 3-pt Field Goal Percentage.....409
 Assists Per Game.....16.7
 Assist-to-Turnover Ratio.....1.05

2003-04

Field Goal Percentage Defense.....427
 Rebounding Margin.....+5.4

2004-05

Winning Percentage.....679
 Scoring Margin.....+4.5
 Field Goal Percentage.....492
 Assists Per Game.....16.82

2005-06

Rebounding Margin.....+4.0
 3-pt Field Goal Percentage.....404

2006-07

Scoring Margin.....+3.0
 Blocked Shots.....4.78

2007-08

Winning Percentage.....697
 Scoring Offense.....73.9
 Scoring Margin.....+5.8
 3-pt Field Goal Percentage.....393
 3-pt Field Goal Percentage Defense.....344
 3-pt Field Goals Made Per Game.....8.91

2008-09

Winning Percentage.....697
 Scoring Offense.....73.4
 Scoring Margin.....+4.8
 Turnover Margin.....+0.55
 3-pt Field Goals Made Per Game.....9.61
 Steals.....7.42
 Assist-to-Turnover Ratio.....1.11

2009-10

Scoring Offense.....78.0
 Blocked Shots.....4.0

2010-11

Scoring Offense.....72.3

2011-12

Field Goal Percentage.....483

All team leaders are based on season statistics



Jason Hartman, 1998-99 Big Sky Conference scoring leader.



Chehales Taspocott, 2011-12 Big Sky Conference rebounding and blocked shots.

PORTLAND STATE'S BIG SKY RECORDS

3-pt Field Goals Made, Game.....12, Brian Towne
 3-pt Field Goals Made, Season.....317, 2008-09
 3-pt Field Goal Attempts, Season.....835, 2008-09
 Free Throws Made, Game.....17-17, Deonte Huff
 Free Throw Percentage, Career......937, Jeb Ivey

PORTLAND STATE IN THE BIG SKY CONFERENCE TOURNAMENT

ALL-TIME BIG SKY TOURNAMENT RESULTS

In 2013-14, Portland State qualified for the Big Sky Conference Tournament for the 11th time in its history. PSU has reached at least the semifinals in the last six years it has been in the tournament (2007, 2008, 2009, 2010, 2012, 2014). The Vikings are 9-9 all-time in Big Sky Conference Tournament games with titles in 2008 and 2009.

PORTLAND STATE'S ALL-TIME RECORD BY ROUND

Quarterfinals: 5-3 (2-0 at home, 2-2 neutral, 1-1 on road)

Semifinals: 2-6 (1-1 at home, 1-3 neutral, 0-2 on road)

Championship: 2-0 (1-0 at home, 1-0 neutral)

THE VIKINGS ARE 9-9 ALL-TIME IN BIG SKY TOURNAMENT GAMES

- 4-1 in games played in Portland
(2-0 at Stott Center, 0-1 at Memorial Coliseum, 2-0 at the Rose Garden)
- 5-8 in games played elsewhere
(4-5 at neutral sites, 1-3 at away sites)
- Portland State is 4-4 all-time in Big Sky Tournament games in Ogden.
The Vikings are 4-2 as a neutral site opponent, 0-2 against Weber State.

PSU'S BIG SKY TOURNAMENT RECORD VS. ALL OPPONENTS:

- vs. Eastern Washington (1-1)
- vs. Idaho State (2-0)
- vs. Montana (1-0)
- vs. Montana State (4-0)
- vs. North Dakota (0-1)
- vs. Northern Arizona (1-2)
- vs. Northern Colorado (0-0)
- vs. Sacramento State (0-0)
- vs. Southern Utah (0-0)
- vs. Weber State (0-5)

PSU COACHING RECORDS IN THE BIG SKY TOURNAMENT

- Tyler Geving (3-3) - 2-0 vs. MSU (A, H), 1-0 vs. UM (N), 0-2 vs. WSU (A, N), 0-1 vs. UND (N)
- Ken Bone (5-2) - 2-0 vs. MSU (H, N), 2-0 vs. ISU (H, N), 1-0 vs. NAU (H), 0-1 vs. WSU (R), 0-1 vs. EWU (R)
- Joel Sobotka (1-3) - 1-0 vs. EWU (N), 0-2 vs. NAU (N), 0-1 vs. WSU (N)
- Heath Schroyer (0-1) - 0-1 vs. WSU (H)

ALL-TIME BIG SKY CONFERENCE TOURNAMENT SCORES

Mar. 4, 1999	PSU 80, Eastern Washington 74 (quarterfinal) at Ogden, UT
Mar. 5, 1999	Northern Arizona 73, PSU 56 (semifinal) at Ogden, UT
Mar. 9, 2000	Northern Arizona 77, PSU 75 (quarterfinal) at Missoula, MT
Mar. 7, 2002	Weber State 84, PSU 62 (quarterfinal) at Bozeman, MT
Mar. 5, 2005	Weber State 71, PSU 61 (semifinal) at Portland (Memorial Coliseum)
Mar. 4, 2006	Eastern Washington 81, PSU 75 (quarterfinal) at Cheney, WA
Mar. 3, 2007	PSU 96, Montana State 71 (quarterfinal) at Portland (Stott Center)
Mar. 6, 2007	Weber State 77, PSU 74 (semifinal) at Ogden, UT
Mar. 11, 2008	PSU 72, Idaho State 61 (semifinal) at Portland (Rose Garden)
Mar. 12, 2008	PSU 67, Northern Arizona 51 (championship) at Portland (Rose Garden)
Mar. 10, 2009	PSU 61, Idaho State 53 (semifinal) at Ogden, UT
Mar. 11, 2009	PSU 79, Montana State 77 (championship) at Ogden, UT
Mar. 6, 2010	PSU 68, Montana State 65 (quarterfinal) at Bozeman, MT
Mar. 9, 2010	Weber State 69, PSU 60 (semifinal) at Ogden, UT
Mar. 3, 2012	PSU 75, Montana State 53 (quarterfinal) at Portland, OR
Mar. 6, 2012	Weber State 69, Portland State 63 (semifinal) at Missoula, MT
Mar. 13, 2014	PSU 70, Montana 63 (quarterfinal) at Ogden, UT
Mar. 14, 2014	North Dakota 79, PSU 63 (semifinal) at Ogden, UT

VIKING BESTS IN THE BIG SKY CONFERENCE TOURNAMENT

Individual

Points	27, Hasan Artharee vs. Northern Arizona, 3/8/00 (qtr)
	25, Brian Towne vs. Eastern Washington, 3/4/99 (qtr)
	24, Charles Odum vs. Weber State, 3/6/12 (semi)
	24, Seamus Boxley vs. Weber State, 3/8/05 (semi)
	23, Jason Hartman vs. Eastern Washington, 3/4/99 (qtr)
	22, Jeremiah Dominguez vs. Montana State, 3/11/09 (champ)
Field Goals Made	11, Seamus Boxley vs. Weber State, 3/8/05 (semi)
Field Goals Attempted	19, Charles Odum vs. Weber State, 3/6/12 (semi)
	19, Seamus Boxley vs. Weber State, 3/8/05 (semi)
	19, Dominic Waters vs. Weber State, 3/9/10 (semi)
FG Pct. (most made)	1.000, Anthony Washington (7-7) @ Eastern Washington, 3/4/06 (qtr)
3-pt FG Made	7, Brian Towne (of 9) vs. Eastern Washington, 3/4/99 (qtr)
3-pt FG Attempted	10, Jeremiah Dominguez vs. Idaho State, 3/11/08 (semi)
	10, Jason Hartman vs. Northern Arizona, 3/5/99 (semi)
3-pt FG Pct (most made)	1.000, Juma Kamara (4-4) @ Weber State, 3/6/07 (semi)
Free Throws Made	10, DaShaun Wiggins (10-13) vs. North Dakota, 3/14/14 (semi)
Free Throws Attempted	13, DaShaun Wiggins (10-13) vs. North Dakota, 3/14/14 (semi)
FT Pct. (most made)	1.000, Charles Odum (6-6) vs. Montana State, 3/3/12 (qtr)



Robert Casey

Julius Thomas dunks with two seconds to play in the 2009 Big Sky Tournament Championship to beat Montana State, 79-77, and advance to the NCAA Tournament.

Rebounds	12, Chehales Tapscott vs. Montana State, 3/3/12 (qtr)
	12, Seamus Boxley vs. Weber State, 3/8/05 (semi)
	11, Chehales Tapscott vs. Weber State, 3/6/12 (semi)
	11, Juma Kamara vs. Montana State, 3/3/07 (qtr)
	11, Julius Thomas vs. Montana State, 3/6/10 (qtr)
Assists	9, Dupree Lucas vs. Montana State, 3/3/07 (qtr)
	9, Will Funn vs. Weber State, 3/8/05 (semi)
	8, Ryan Sommer @ Eastern Washington, 3/4/06 (qtr)
	8, Derek Nesland vs. Eastern Washington, 3/4/99 (qtr)
Steals	5, Dominic Waters @ Weber State, 3/9/10 (semi)
Blocked Shots	4, Anthony Washington @ Weber State, 3/6/07 (semi)
	4, Jamie Jones @ Weber State, 3/9/10 (semi)
Turnovers	6, Jason Hartman vs. Northern Arizona, 3/5/99 (semi)
Minutes	40, Will Funn vs. Weber State, 3/8/05 (semi)
	40, Dominic Waters @ Montana State, 3/6/10 (qtr)
	40, Melvin Jones @ Montana State, 3/6/10 (qtr)
	40, Melvin Jones @ Weber State, 3/9/10 (semi)
Opponent Points	38, Rodney Stuckey, Eastern Washington, 3/4/06 (qtr)
Opponent Rebounds	11, Kyle Landry, Northern Arizona, 3/12/08 (champ)
Opponent Assists	8, Deon Williams, Eastern Washington, 3/4/99 (qtr)

Team

Points	96, vs. Montana State, 3/3/07 (qtr)
Field Goals Made	38, vs. Montana State, 3/3/07 (qtr)
Field Goals Attempted	65, vs. Weber State, 3/8/05 (semi)
FG Percentage	.623, vs. Montana State (38-61), 3/3/07 (qtr)
3-pt FG Made	12, vs. Eastern Washington, 3/4/99 (qtr)
3-pt FG Attempted	30, vs. Northern Arizona, 3/5/99 (semi)
3-pt FG Percentage	.563, vs. Montana State (9-16), 3/3/07 (qtr)
Free Throws Made	26, vs. Montana (26-30), 3/13/14 (qtr)
	26, vs. North Dakota (26-36), 3/14/14 (semi)
Free Throws Attempted	36, vs. North Dakota (26-26), 3/14/14 (semi)
FT Percentage	.867, vs. Montana (26-30), 3/13/14 (qtr)
Rebounds	39, vs. Montana State, 3/3/12 (qtr)
Assists	30, vs. Montana State, 3/3/07 (qtr)
Steals	9, vs. Northern Arizona, 3/5/99 (semi)
	9, @ Weber State, 3/9/10 (semi)
Blocked Shots	7, vs. Weber State, 3/8/05 (semi)
Turnovers	18, vs. North Dakota, 3/14/14 (semi)
Opponent Points	84, Weber State, 3/7/02 (qtr)

PORTLAND STATE IN THE NCAA TOURNAMENT

The Vikings are 0-2 all-time in NCAA Tournament games

Mar. 20, 2008 (1) Kansas 85, (16) Portland State 61 at Omaha, NE

Mar. 20, 2009 (4) Xavier 77, (13) Portland State 59 at Boise, ID

PSU Coaching records in the NCAA Tournament

- Ken Bone (0-2) - 0-1 vs. Kansas, 0-1 vs. Xavier

Portland State Bests In The NCAA Tournament

Individual

Points	16, Jamie Jones vs. Xavier, 3/20/09 (1st round)
Field Goals Made	6, Jamie Jones vs. Xavier, 3/20/09 (1st round)
Field Goals Attempted	11, Dominic Waters vs. Xavier, 3/20/09 (1st round)
	11, Jeremiah Dominguez vs. Kansas, 3/20/08 (1st round)
FG Percentage	.667, Jamie Jones (6-9) vs. Xavier, 3/20/09 (1st round)
3-pt FG Made	3, Andre Murray vs. Xavier, 3/20/09 (1st round)
3-pt FG Attempted	7, Jeremiah Dominguez vs. Kansas, 3/20/08 (1st round)
3-pt FG Pct (3 made)	.500, Andre Murray (3-6) vs. Xavier, 3/20/09 (1st round)
Free Throws Made	4, Jamie Jones vs. Xavier, 3/20/09 (1st round)
	4, Alex Tiefenthaler vs. Kansas, 3/20/08 (1st round)
Free Throws Attempted	6, Jamie Jones vs. Xavier, 3/20/09 (1st round)
FT Percentage	1.000, Alex Tiefenthaler (4-4) vs. Kansas, 3/20/08 (1st round)
Rebounds	5, Jamie Jones vs. Xavier, 3/20/09 (1st round)
Assists	4, Dominic Waters vs. Xavier, 3/20/09 (1st round)
	4, Jeremiah Dominguez vs. Kansas, 3/20/08 (1st round)
Steals	3, Deonte Huff vs. Kansas, 3/20/08 (1st round)
Blocked Shots	2, Jamie Jones vs. Xavier, 3/20/09 (1st round)
Turnovers	4, Deonte Huff vs. Kansas, 3/20/08 (1st round)
Opponent Points	18, Brandon Rush, Kansas, 3/20/08 (1st round)
Opponent Rebounds	8, Jason Love, Xavier, 3/20/09 (1st round)
Opponent Assists	5, Sherron Collins, Kansas, 3/20/08 (1st round)

Team

Points	61, vs. Kansas, 3/20/08 (1st round)
Field Goals Made	22, vs. Xavier, 3/20/09 (1st round)
Field Goals Attempted	55, vs. Kansas, 3/20/08 (1st round)
FG Percentage	.478, vs. Xavier (22-46), 3/20/09 (1st round)
3-pt FG Made	9, vs. Kansas, 3/20/08 (1st round)
3-pt FG Attempted	25, vs. Kansas, 3/20/08 (1st round)
3-pt FG Percentage	.381, vs. Xavier (8-21), 3/20/09 (1st round)
Free Throws Made	10, vs. Kansas, 3/20/08 (1st round)
Free Throws Attempted	16, vs. Xavier, 3/20/09 (1st round)
FT Percentage	.714, vs. Kansas (10-14), 3/20/08 (1st round)
Rebounds	31, vs. Kansas, 3/20/08 (1st round)
Assists	12, vs. Xavier, 3/20/09 (1st round)
Steals	8, vs. Kansas, 3/20/08 (1st round)
Blocked Shots	3, vs. Kansas, 3/20/08 (1st round)
Turnovers	16, vs. Kansas, 3/20/08 (1st round)
Opponent Points	85, Kansas, 3/20/08 (1st round)



Viking fans (above) celebrate at a first-round game in Boise, ID in 2009. Andre Murray (top right) goes against eventual national champion Kansas in 2008. Dominic Waters (bottom right) drives on Xavier in an NCAA first round game in 2009.

ALL-TIME LETTERWINNERS

A	Davis, Jack.....1947-48	Hildahl, David.....1979-81	McKichen.....1946-47	Roy, Gary.....1957-59
Adney, Al.....1980-81	Dean, Luke.....1999-01	Hill, Chris.....1972-73	McLean, Bill.....1949-50	Ryan, Lynn.....1946-48
Adolph, Terry.....1976-78	DeFant, Ray.....1954-55, 1957-59	Hilton, Jerry.....1958-59	McMullan, Lateef.....2011-13	S
Adrian, Bob.....1950-51	DeFrancisco, Mark.....1979-80	Hixson, Walt.....1964-66	McVicker, Kevin.....1973-74	Salisbury, Charles.....1969-72
Aichele, Ced.....1956-57	DeGrenier.....1999-00	Hollingsworth, Jim.....1962-64	Menefee, Winfred.....1973-74	Saltmarsh, Ron.....1960-61
Aker, Scott.....1980-81	Deurwaarder, Dan.....1968-69	Hollist, Tyler.....2004-06	Miller, Stan.....1959-61	Sanders, Larry.....1963-64
Albright, Verne.....1959-60	Devers, Curtis.....1975-76	Holmes, Mike.....1962-63	Milos, Steve.....1962-63	Sandoz, Ed.....1972-73
Alexander, Dave.....1959-60	DeVries, Troy.....2001-02	Hover.....1949-50	Moore, Aaron.....2012-13	Sanford, Jamaal.....1996-98
Ambrose, Matt.....1996-98	Dillard, Cecil.....1957-58	Howard.....1946-47	Moore, J.R.....2007-08	Scharinghausen, Gil.....1964-66
Anderson, Ray.....1953-54	Dippold, John.....1961-63	Howard, Vince.....1947-48	Morrison, Scott.....2004-08	Schlewitz, Jim.....1952-53
Angui, Marier.....2004-05	Dohling, Hal.....1966-68	Hoy, Don.....1949-51	Mortensen, Ron.....1953-54	Schmidt, Carl.....1957-59
Applegate, Larry.....1957-58	Dominguez, Jeremiah.....2007-09	Huff, Deonte.....2006-08	Morton, Gary.....1960-62	Schommer, Craig.....1969-70
Armstrong, Mike.....1968-69	Douglas, Tim.....2013-14	Huld, Dave.....1999-00	Moss, Ken.....1961-64	Schroeder, Jake.....2004-06
Artharee, Hasan.....1996-00	Dukes, John.....1955-56	I	Mullens, Bill.....1964-65	Schrunk, Mike.....1961-64
B	Duncan, Travis.....1996-97	Ittershagen, Drew.....1960-63	Murray, Andre.....2007-09	Schuberg, Don.....1948-50
Babin, Mike.....1979-80	Dunn, Randy.....1979-81	Ivey, Jeb.....2001-03	Mvogo, Taplar.....1997-99	Sconiers, Keith.....2002-03, 04-06
Bafaro, Chuck.....1948-49	E	J	N	Scott, Seth.....2002-03
Bailey, Brem.....1949-50	Eaton, Darrell.....1963-64	Jackson, Antonio.....1998-99	Neeley, Josh.....2004-06	Scrivens, Tuffy.....1957-58
Bailey, Heath.....2000-01	Eckleman, Dean.....1953-54	Jackson, Paul.....1975-76	Nelson.....1948-49	Shepard, Art.....1949-50
Baldini, E.....1948-49	Edmonds, Leon.....1968-70	James, Ned.....1998-99	Nelson, Ken.....1961-64	Sherman, John.....1962-65
Ball.....1949-50	Eilertson, Doug.....1980-81	Janes, Ned.....1998-99	Nelson, Jim.....1962-66	Shimer, Paul.....1954-55
Ball, Reggie.....1998-99	Eischen, Jeff.....2002-03	Janes, Bob.....1953-54	Nelson, John.....1962-66	Silva, Rick.....1964-66
Balogh, Ernie.....1953-57	Elliott, Matt.....1999-00	Jarrell, Antone.....2003-05	Nelson, Phil.....2008-11	Simonson, Ron.....1961-62
Bansemmer, Kenton.....2009-10	Ephrem, Kidus.....2011-12	Jarvis, Frank.....1947-48	Nelson, Wes.....1964-68	Sisul, Bob.....1976-79
Barde, Jerome.....1948-49	F	Jenkins, Emmanuel.....2006-07	Nenow, Ron.....1954-56	Slider, Greg.....1977-79
Barnekoff, Phil.....1962-64	Farnham, Keith.....1949-50	Jenkins, Jim.....1957-58	Nesland, Derek.....1996-00	Sliper.....1946-47
Basseler,.....1948-49	Feeney, Billy.....2001-02	Johnson, Ben.....1948-51	Ness, Peter.....1966-68	Small, Vincent.....1980-81
Beck, Joe.....1978-79	Fenner, Buster.....1950-51	Johnson, Dane.....2009-11	Nichols, Dan.....1963-65	Smith.....1949-50
Begin, Jacob.....2013-14	Ferguson, Tom.....1956-59	Johnson, Norm.....1950-54	O	Smith, Albert.....1973-74
Benton, Kyle.....2013-14	Findlay.....1946-47	Jones, Bill.....1956-58	Oathes, Randy.....1976-77	Smith, Chris.....1977-79
Berg, Paul.....1971-73	Fitzgerald, Aaron.....2001-02	Jones, Bernie.....1958-59	Obitz, Slats.....1957-58	Smith, Chuckie.....1973-78
Bergman, Lloyd.....1949-51	Floyd, Rashad.....1996-97, 99-00	Jones, Jamie.....2008-10	O'Brian.....1946-47	Smith, Curt.....1956-57
Bertell, Jack.....1959-62	Foster, Alyx.....2012-14	Jones, Melvin.....2009-11	O'Connell, Gary.....1952-54	Smith, David.....1978-80
Bethke, Randy.....1964-67	Foster, Tyree.....1973-75	Jones, Robert.....1963-64	Odum, Charles.....2010-12	Smith, Jerron.....2011-12
Bisaro, Sandy.....1997-99	Fought, John.....1953-54	Jones, Herbert.....1978-80	Odujiyi, Sheu.....2003-05	Smith, Sean.....2006-07
Blackford, Randy.....1967-69	Franz, Larry.....1967-71	Jordan, Jerrohn.....2000-01	O'Gara, Mike.....1964-68	Smith, Wayne.....1975-76
Blair, Ben.....1947-48	Franz, Leo.....1970-73	K	Oreskovich, John.....1970-71	Snook, Jamie.....1996-99
Bolen, Malcolm.....1948-50	Frazier, Fletcher.....1955-56	Kaladokubo, Nguye.....2003-05	Owens, Mark.....1977-79	Sommer, Ryan.....2005-07
Bolan, A.....1948-49	Frederick, John.....1957-60	Kamara, Juma.....2005-07	P	Sowers, Paul.....1946-48
Boxley, Seamus.....2000-02, 03-05	Funn, Will.....2003-05	King, Joel.....2011-14	Paola, Jack.....1979-80	Stancil, Marvin.....1978-79
Boyd, Jesse.....1975-76	G	Kinney, Skip.....1978-79	Park, Chris.....1967-68	Stanley, Chris.....1966-68
Brandes, Dave.....1963-64	Galbraith, Rich.....1968-70	Knowlton, Ashley.....1999-00	Parker, Jack.....1953-57	Stephens, Jerry.....1970-72
Brandon, Alonzo.....2009-11	Garner, Ivan.....1996-00	Koepke, Don.....1949-53	Parker, Renaldo.....2011-13	Stewart, Merle.....1953-54
Brem.....1949-50	Garrington, Bill.....1950-51	Korte, Rick.....1970-72	Pellagrini.....1946-47	Stewart, Dale.....1950-54
Bremmer, Mike.....1961-63	Gengler, Zach.....2013-14	Koski, Ron.....1950-53, 1955-56	Perica, Glen.....1971-73	Stief, Dave.....1975-78
Bridges, Don.....1957-61	Giannoni, John.....2002-03	Krafue.....1948-49	Perkin, Jim.....1953-57	Stilwell, Stan.....1972-73
Briggs, Kevin.....1999-03	Gilliam, Steve.....1980-81	Kross, Sandy.....1960-61	Pesa, Boris.....1967-70	Stock, Dan.....2004-05
Brinkerhoff, Jim.....1979-80	Glaser, John.....2001-04	L	Peters, Dan.....1972-73	Stone, Tim.....1964-65
Brooks, Derreck.....1973-77	Godsey.....1948-49	Lackey, Anthony.....1998-02	Philips.....1946-47	Stott, Jim.....1963-65
Brown.....1949-50	Gordon, Jerry.....1964-66	Lahti, Elden.....1959-63	Pitzer, John.....1950-51	Stoudamire, Charlie.....1969-72
Brown, Ron.....1952-54	Gorman, Ed.....1965-67	Lake, Jerry.....1947-48	Poetsch, Paul.....1954-56	Stoudamire, Tony.....1975-76
Brown, Tom.....1967-70	Grady, Rich.....1970-71	Lang, Felix.....2000-01	Pointer.....1946-47	Stoudamire, Willie.....1969-72
Brune, Leroy.....1956-57	Grant, Bob.....1958-60	Larson, Myron.....1970-73	Polis, Mickey.....2007-09	Strader, Jim.....1952-53
Buchanan, Ed.....1972-74	Green, Rich.....1952-56	Lazoff, Austonn.....2009-10	Porter, Don.....1953-54	Stratton, Ray.....1947-48
Burns, Terry.....1976-77	Green, Charles.....1971-72	Lee, Larry.....1953-57	Powell, Don.....1958-61	Strickler, Jack.....1950-51, 55-56
Buttonbach, Lloyd.....1949-50	Guede, Paul.....2008-11	Lee, Louis.....2008-09	Price, Jared.....1997-98	Strickler, Mike.....1974-75
C	H	Leverett, Ron.....1963-64	Prosser, Lamont.....2012-13	Stronach, Greg.....1971-72
Call, Tim.....1973-75	Hafford, Paul.....2005-07	Linn, Gary.....1962-64	R	Suloff, Don.....1966-69
Campbell, Ken.....1964-65	Hall, Marcus.....2012-14	Lippert, Ron.....1960-62	Rankin, Robert.....1946-47	T
Campbell, Mike.....1962-65	Hamilton, Steven.....2000-04	Logan, Bud.....1952-53	Rankin, Gordon.....1947-48	Talbot, Doug.....1949-51
Cason, Darrell.....1963-64	Hammond, Justynn.....2007-08	Lord, Bruce.....1953-54	Rasmussen, Leif.....1979-80	Talley, Wendell.....1978-80
Cataldo, Brandon.....2011-14	Hannon, Syl.....1953-55	Lott, Charles.....1974-76	Read, Duane.....1973-74	Tapscott, Chehales.....2010-12
Cessnum, Don.....1948-50	Hansen.....1948-49	Lovelace, Ty.....1946-47	Reisbick, Bill.....1965-67	Taylor, Moses.....1968-71
Channel, Charles.....1972-74	Hanville, Laurence.....1946-47	Lozeau, Nate.....2010-12	Remington, Dave.....1963-65	Thomas, Jamaal.....2000-01
Chase, Frank.....1960-61	Harding, Larry.....1963-65	Lucas, Dupree.....2006-08	Remy, Loren.....1960-62	Thomas, Julius.....2006-10
Christensen, Steve.....2009-10	Harriel, Chris.....2009-11	Lynch, Nep.....1967-68	Reynolds, Quentin.....1980-81	Thomas, Phillip.....2009-11
Clerc, Al.....1956-59	Harrison, Chuck.....1947-48	M	Rhode, John.....1973-75	Thompson, Ed.....1954-57
Cobb, Ken.....1973-75	Harthun, Michael.....2011-13	MacLean, Don.....1952-53, 57-58	Rhymes, Wayne.....1997-99	Thorne.....1949-50
Cochran, Jim.....1961-62	Hartman, Jason.....1997-99	Madison, Charles.....2000-02	Richardson, Kyle.....2013-14	Tiefenthaler, Alex.....2007-08
Cochran, Eli.....1972-73	Hartman, Marshal.....2003-04	Mandic, John.....1967-70	Richardson, Mike.....1975-76	Timmel, Brad.....1971-72
Cole.....1946-47	Haugen, Paul.....1980-81	Mara, Tyrell.....2005-09	Riese, Gordon.....1960-64	Torgerson, Ray.....1958-59
Coleman, Leroy.....1947-50	Haughton, Brandon.....2002-04	Mason, James.....1973-75	Riley, Jack.....1957-58	Towne, Brian.....1996-99
Coleman, Terry.....2010-11	Harvey, Michael.....2011-13	Mathis, Bill.....1977-78	Rimkus, Chuck.....1957-58	Trump, Jerry.....1976-78
Coston, Kyle.....2006-09	Hay, Mike.....1959-60	Mayeaux, Tremaine.....1996-97	Roberts, Ryan.....1999-00	Turner, Bill.....1959-63
Cox, Eugene.....1956-57	Hayes, Rawn.....1979-80	McClendon, Glen.....1968-70	Roberts, Sam.....1959-60	Turner, Chris.....1970-71
Cunningham, John.....1947-48	Heath, Dennis.....1959-60	McDaniel, Rodney.....1980-81	Robertson, Fred.....1954-56	U
Cunningham, James.....1976-78	Heath, Curtis.....1966-68	McIntyre, John.....1952-56	Robinson, Amad.....2002-03	Udoka, Ime.....1999-00
Curtis, Brian.....2006-08	Hedlund, Jerry.....1956-57	McKenzie, Rich.....1980-81	Ross, Terrance.....1978-79	Unis, Roger.....1959-60
D	Heigh, Wesley.....1949-50		Rouanzoin, John.....1972-73	Unruh, Wally.....1952-53
Dahl, Whitey.....1952-55				

V	Walter, Don 1956-59	Whelan, Dave 1966-68	Williams, Frank 1973-75	Winston, Andre, Jr. 2012-14
Van Buren 1946-47	Warberg, Dale 1947-48	Whitmore, Martin 2011-13	Williams, Freeman 1974-78	Winston, Gary 2011-14
Vandenburg, Eldon 1952-53	Washington, Anthony 2005-07	Whittenburg, John 1958-59	Williams, Jelani 2000-01	Winters, John 1955-59
Vanderhoff, Mike 1996-97	Waters, Dominic 2008-10	Witala, Dale 1980-81	Williams, Jerry 1964-65	Withers, Dan 1966-68
Vandervort, Adam 1996-97	Watkins, Larry 1959-60	Wiggins, DaShaun 2013-14	Williams, Rickey 1977-78	Wollmuth, Marv 1962-63
Viskov, Jack 1954-56	Webb, Darrell 1978-80	Wilcher, Dony 2000-01	Williams, Roger 1960-61	Wright, Wendell 2008-09
	Weber, Hugh 1959-60	Wilder, Scott 1971-73	Willingham, Del 1954-55	
W	Weber, Stan 1957-59	Wilkerson, Bill 1965-67	Wilson 1948-49	Y
Wahl, Bill 1964-66	Webster, John 1953-54	Williams, Anthony 1960-61	Wind, Tim 1971-72	Yoast, Lee 1959-60
Walker, Blake 2003-05	Wells, Jerry 1950-51	Williams, Eddie 1975-76	Windell, Jim 1969-70	
Walter, Chris 2002-03	West, Craig 1969-71			

YEAR-BY-YEAR SCORES

Locations for most games prior to 1956-57 season are incomplete.

1946-47

Season Record: 11-10

Coach: John Jenkins

incomplete season record

L	Linfield	34-67
L	Linfield	42-62
W	American Auto Supply	66-48
L	Portland	37-50
W	Multnomah JC	53-48
L	Willamette	33-66
L	Lewis & Clark	28-69
W	Pacific	51-35
L	Lewis & Clark	43-48
L	Pacific	48-66
L	Oregon College	43-55
L	Corona Cafe	31-48
L	American Auto Supply	20-73
W	Lower Columbia JC	87-53
W	Oregon College	85-54
L	Pacific	57-58
W	Lower Columbia JC	51-41
L	Oregon City Am. Legion	53-83

1947-48

Season Record: 14-5

Coach: Joe Holland

W	Lower Columbia JC	76-67
L	Clark JC	48-82
L	Lower Columbia JC	51-53
L	Lewis & Clark	53-68
W	Oregon College	65-60
W	Multnomah JC	42-30
W	Clark JC	52-47
L	Lewis & Clark	57-68
L	Clark JC	46-56
W	Pacific (became George Fox)	84-59
W	Linfield	67-42
W	Multnomah JC	58-56
W	Reed	52-39
W	Oregon College	72-43
W	Pacific	51-40
W	Reed	85-39
W	Pacific (became George Fox)	95-54
W	Pearson's Tavern	46-44
W	Willamette	44-39

1948-49

Season Record: 14-12

Coach: Arba Ager

incomplete season record

W	Oregon College	64-60
L	Willamette	54-85
W	Page Woolens AAU	61-50
L	Schenke	59-63
L	Page Woolens AAU	57-68
L	Pacific	38-45
L	Lewis & Clark	58-59
L	Lewis & Clark	53-69
W	Pacific U.	49-47
W	OCE	67-59
L	Seattle Pacific	44-60
L	Seattle Pacific	52-71
W	Lewis & Clark	60-59

1949-50

Season Record: 21-9

OCC Record: 7-4

Coach: Arba Ager

L	Clark JC	56-65
W	Lewis & Clark	52-50
L	Lewis & Clark	50-76
W	Clark JC	56-46
W	Linfield	64-59
W	Lower Columbia JC	59-46
L	Pasadena JC	55-71
L	*Oregon College	42-54
W	Menlo JC	57-42
L	Oregon Frosh	44-50
W	Grays Harbor JC	69-55
W	*Oregon Tech	58-46
W	Linfield	67-57
W	Page Woolens AAU	65-52
W	Thrifty Drug AAU	69-51
W	*Oregon College	58-37
W	*Oregon Tech	64-57
L	*Oregon Tech	59-70
W	Centralia	65-57
W	Thrifty Drug AAU	60-44
W	Oregon Frosh	52-44
W	*Oregon Tech	58-36
L	*Oregon Tech	51-56
W	*Oregon College	63-55
W	Heppner AAU	59-54
W	Condon AAU	78-54
W	*Eastern Oregon	82-81
L	*Eastern Oregon	68-72
L	Skagit Valley JC	55-77
W	*Oregon Tech	68-52

* Conference Game

1950-51

Season Record: 18-9

OCC Record: 9-3

Coach: Arba Ager

W	D.9 Skagit Valley JC	70-61
W	D.12 Weber JC	87-79
W	D.19 at Lewis & Clark	74-62
L	D.22 Southern Oregon	76-79
L	D.23 Southern Oregon	43-48
W	J.5 *at Oregon College	75-74
W	J.9 Lower Columbia JC	93-54
W	J.11 *at Oregon College	60-66
W	J.19 at Lower Columbia JC	59-56
W	J.26 *Oregon Tech	70-58
W	J.27 *Oregon Tech	78-48
L	F.2 *at Oregon Tech	77-81
W	F.3 *at Oregon Tech	75-65
L	F.5 at Southern Oregon	63-71
L	F.6 at Southern Oregon	60-69
W	F.9 *Oregon College	79-62
L	F.13 at North Idaho	62-69
L	F.14 at North Idaho	50-44
W	F.16 *Eastern Oregon	74-62
L	F.17 *Eastern Oregon	77-80
W	F.20 *Oregon College	89-62
W	F.23 North Idaho	66-53
W	F.24 North Idaho	71-69
W	F.26 *Eastern Oregon	76-62
W	F.27 *Eastern Oregon	89-68
W	1 Mt. Vernon	87-59
L	1 Olympic JC	61-81

*Conference Game

1 Bremerton Junior College Playoffs

1951-52

Season Record: 18-9

OCC Record: 9-3

Coach: Arba Ager

W	D.7 Pacific	61-48
L	D.8 Clark JC	62-63
L	D.21 Clark JC	65-77
W	D.28 Southern Oregon	65-50
W	D.29 Southern Oregon	65-52
W	J.4 *at Eastern Oregon	83-72
W	J.5 *at Eastern Oregon	74-71
W	J.18 *at Oregon College	85-58
L	J.19 *at Oregon College	62-73
W	J.28 *Eastern Oregon	83-71
W	J.29 *Eastern Oregon	76-62
L	F.1 at Southern Oregon	65-69
W	F.2 at Southern Oregon	61-59
L	F.8 at Seattle Pacific	81-87
L	F.9 at Seattle Pacific	62-64
W	F.12 at Pacific	73-45
W	F.15 *Oregon Tech	70-56
W	F.16 *Oregon Tech	73-58
W	F.22 *at Oregon Tech	70-49
L	F.23 *at Oregon Tech	66-70
L	F.29 *Oregon College	52-55
W	M.1 *Oregon College	64-50
W	NA Yakima JC	81-72
W	NA Yakima JC	71-66
W	NA Yakima JC	85-73
W	NA Northern Idaho	85-54
L	NA Grays Harbor JC	72-86

* Conference Games

1952-53

Season Record: 14-13

OCC Record: 6-10

Coach: Arba Ager

W	Clark JC	58-53
L	Whitworth	59-77
L	Whitworth	64-71
W	Weber JC	58-46
W	Pacific	72-60
W	Lower Columbia JC	75-63
W	Lower Columbia JC	85-69
W	*Southern Oregon	66-62
L	*Southern Oregon	71-72
L	Pacific	57-59
L	*Eastern Oregon	76-81
L	*Eastern Oregon	77-81
L	*Oregon College	60-77
W	*Oregon College	56-51
W	Clark JC	64-58
W	*Southern Oregon	64-56
L	*Southern Oregon	68-71
W	*Oregon Tech	77-71
L	*Oregon Tech	55-69
L	*Oregon College	55-69
L	*Oregon College	61-63
W	Seattle Pacific	66-56
L	Seattle Pacific	58-73
L	*Eastern Oregon	59-72
W	*Eastern Oregon	68-61
W	*Oregon Tech	84-73
W	*Oregon Tech	93-72

* Conference Game

1953-54

Season Record: 8-17

OCC Record: 6-8

Coach: Sharkey Nelson

L	Lewis & Clark	62-78
L	Pacific	57-62
L	Linfield	56-60
W	Linfield	66-56
L	Olympic JC	59-69
L	Clark JC	63-70
L	Pacific	58-62
L	*Southern Oregon	58-78
L	*Southern Oregon	50-60
L	J.15 *at Eastern Oregon	54-84
L	J.16 *at Eastern Oregon	76-81
L	Seattle Pacific	67-87
L	Seattle Pacific	55-58
W	*Oregon Tech	82-66
L	*Oregon Tech	63-71
L	*Oregon College	57-62
W	*Oregon College	54-52
W	*Oregon College	74-63
L	*Oregon Tech	58-76
L	*Oregon Tech	51-60
W	Lower Columbia JC	90-69
W	*Oregon College	95-78
W	*Eastern Oregon	83-73
W	*Eastern Oregon	100-81
L	*Lewis & Clark	87-109

* Conference Game

1954-55

Season Record: 17-4

OCC Record: 13-3

SE Asia Trip: 13-5

Coach: Sharkey Nelson

Games on SE Asia trip took place between Dec. 4, 1954 and Jan. 2, 1955

W	Singapore	100-57
W	Singapore Nanyang	70-64
W	Singapore All-Stars	81-55
W	Singapore Nanyang	71-67
W	Singapore Nanyang	65-52
W	Hong Kong	63-48
W	Hong Kong Reds	51-27
W	Navy Clymber	66-40
W	Amoy	56-41
L	Teo	63-72
W	Letron	72-63
W	Selazur State	64-40
W	Malay All-Stars	79-47
L	Manila	54-57
L	Manila	49-57
W	Far East Air Force	85-66
L	Far East Air Force	69-73
L	Anteneo	67-68
W	J.11 *Oregon College	83-60
L	J.15 *at Oregon College	66-69
W	J.21 *at Oregon Tech	78-69
W	J.22 *at Oregon Tech	90-59
W	J.31 *Eastern Oregon	87-73
W	F.1 *Eastern Oregon	97-81
W	F.4 *Southern Oregon	75-63
W	F.5 *Southern Oregon	65-58
W	F.8 *Oregon College	83-64
W	F.11 *at Oregon College	74-66
W	Seattle Pacific	74-66
W	F.16 Lewis & Clark	88-75
W	F.18 *at Southern Oregon	77-62

W	F.19	*at Southern Oregon.....	51-39
L	F.21	*at Eastern Oregon	79-92
L	F.22	*at Eastern Oregon	87-96
W	F.25	*Oregon Tech	94-47
W	F.26	*Oregon Tech	70-47
W		Willamette.....	69-59
W		1 Pacific	71-57
L		2 East Texas State.....	55-68

*Conference Game
1 NAIA District 2 Playoffs
2 NAIA Playoffs

1955-56

Season Record: 21-8

OCC Record: 12-4

Coach: Sharkey Nelson

L	Portland.....	53-66
W	Pacific.....	55-50
W	Lewis & Clark.....	62-56
L	Portland.....	58-65
W	Lewis & Clark.....	66-55
W	Pacific.....	63-62
W	*Oregon Tech.....	87-67
W	*Oregon Tech.....	93-67
W	*Oregon College.....	89-69
W	St. Martin's.....	87-70
W	Seattle Pacific.....	79-67
L	Portland.....	58-74
L	*Southern Oregon	70-87
W	*Southern Oregon	80-78
W	*Eastern Oregon	112-65
W	*Eastern Oregon	103-85
W	*Oregon College.....	101-62
W	*Oregon Tech.....	81-74
W	*Oregon Tech.....	69-52
L	*Oregon College.....	77-80
L	*Oregon College.....	85-91
W	*Southern Oregon	90-61
W	*Southern Oregon	61-58
W	*Eastern Oregon (ot).....	93-92
L	*Eastern Oregon	83-95
W	Lewis & Clark.....	76-74
W	Pacific.....	93-72
W	Portland.....	66-63
L	1 Wisconsin-Eau Claire.....	76-84

*Conference Game
1 NAIA Playoffs

1956-57

Season Record: 11-17

OCC Record: 8-8

Coach: Sharkey Nelson

L	D.1	Portland.....	47-69
W	D.3	Pacific.....	59-56
L	D.4	at Lewis & Clark.....	50-72
W	D.8	Lewis & Clark.....	56-46
L	D.10	at Gonzaga.....	63-75
L	D.11	at Whitworth.....	64-76
L	D.15	Portland.....	54-60
L	J.4	*at Oregon Tech.....	65-91
L	J.5	*at Oregon Tech.....	53-73
W	J.8	*Oregon College.....	69-39
W	J.12	Seattle Pacific.....	66-59
L	J.16	at Seattle U.....	64-76
W	J.18	*Southern Oregon	76-70
L	J.19	*Southern Oregon	55-57
L	J.25	*at Eastern Oregon	50-62
L	J.26	*at Eastern Oregon	53-58
W	J.29	*at Oregon College.....	45-44
L	F.1	*Oregon Tech.....	45-51
L	F.2	*Oregon Tech.....	52-64
W	F.5	*Oregon College.....	65-50
L	F.9	at Seattle Pacific.....	51-67
W	F.12	*at Oregon College.....	75-54
W	F.15	*at Southern Oregon.....	79-66
L	F.16	*at Southern Oregon.....	55-63
W	F.22	*Eastern Oregon	71-54
W	F.23	*Eastern Oregon	71-41
L	M.1	1 Portland.....	47-62
L	M.2	1 Lewis & Clark.....	59-73

*Conference Game
1 NAIA District 2 Tournament

1957-58

Season Record: 14-14

OCC Record: 8-8

Coach: Sharkey Nelson

L	D.2	Portland.....	54-84
W	D.4	at Lewis & Clark.....	80-78
L	D.9	at Seattle	54-104
W	D.10	Pacific.....	58-52
W	D.14	Lewis & Clark.....	61-43
W	D.21	at Pacific.....	57-51
W	D.23	Western Washington.....	47-45
L	D.30	at Portland.....	39-56
L	J.3	*Oregon Tech.....	65-74
L	J.4	*Oregon Tech.....	55-69
L	J.13	Montana State.....	56-70
L	J.17	*at Southern Oregon.....	53-74
L	J.18	*at Southern Oregon.....	42-50
W	J.24	*Eastern Oregon	69-61
W	J.25	*Eastern Oregon	65-64
W	J.28	*Oregon College.....	51-40
L	J.31	*at Oregon Tech.....	34-64
L	F.1	*at Oregon Tech.....	45-69
W	F.4	*at Oregon College.....	61-54
W	F.7	at Seattle Pacific.....	78-76
W	F.11	*Oregon College.....	66-59
W	F.14	*Southern Oregon	40-39
W	F.15	*Southern Oregon	47-44
L	F.18	*at Oregon College.....	43-57
L	F.21	*at Eastern Oregon	54-56
L	F.22	*at Eastern Oregon	64-66
L		1 Portland.....	54-87
W		1 Lewis & Clark (ot).....	79-74

*Conference Game
1 NAIA District 2 Tournament

1958-59

Season Record: 20-8

OCC Record: 13-3

Coach: Sharkey Nelson

W	D.2	at Pacific.....	69-68
L	D.5	at Central Washington.....	66-79
W	D.9	Pacific.....	61-45
W	D.12	Humboldt State	45-41
W	D.13	Central Washington.....	42-39
L	D.15	at Seattle.....	36-85
W	J.2	at Lewis & Clark.....	61-51
W	J.3	Lewis & Clark.....	55-51
W	J.9	*at Oregon Tech.....	73-49
W	J.10	*at Oregon Tech.....	86-58
L	J.14	at Portland.....	60-71
W	J.20	*at Oregon College.....	65-44
W	J.23	*Southern Oregon	77-57
W	J.24	*Southern Oregon (2ot).....	75-67
W	J.27	*Oregon College.....	49-41
L	J.30	*at Eastern Oregon	57-59
W	J.31	*at Eastern Oregon	41-39
W	F.6	*Oregon Tech.....	73-64
W	F.7	*Oregon Tech.....	77-47
W	F.10	*at Oregon College.....	47-40
L	F.14	Seattle Pacific.....	63-84
L	F.20	*at Southern Oregon.....	38-61
L	F.21	*at Southern Oregon.....	34-50
W	F.24	*Oregon College.....	49-38
W	F.27	*Eastern Oregon	62-42
W	F.28	*Eastern Oregon	61-55
W	M.3	1 Lewis & Clark.....	56-55
L	M.4	1 Linfield.....	42-61

*Conference Game
1 NAIA District 2 Tournament

1959-60

Season Record: 14-14

OCC Record: 10-6

Coach: Sharkey Nelson

L	D.1	Portland.....	37-68
L	D.3	vs. Lewis & Clark.....	51-61
L	D.4	at Willamette.....	29-64
W	D.5	vs. Pacific.....	58-33
L	D.10	Pacific Lutheran.....	42-54
W	D.12	Lewis & Clark.....	51-47
W	D.21	Central Washington.....	55-42
L	D.30	at Linfield.....	70-74
L	J.2	at Central Washington (ot).....	56-60
W	J.8	*Oregon Tech.....	41-36

W	J.9	*Oregon Tech.....	39-34
L	J.22	*at Southern Oregon.....	41-67
W	J.23	*at Southern Oregon.....	37-31
L	J.26	*at Oregon College (ot).....	69-73
W	J.29	*Eastern Oregon	57-40
W	J.30	*Eastern Oregon	87-58
L	F.5	*at Oregon Tech.....	54-65
L	F.6	*at Oregon Tech.....	46-47
W	F.9	*at Oregon College.....	75-54
L	F.13	at Seattle Pacific.....	55-84
W	F.16	*Oregon College (ot).....	58-54
L	F.19	*Southern Oregon	50-74
L	F.20	*Southern Oregon	35-36
W	F.23	*at Oregon College.....	92-39
W	F.26	*at Eastern Oregon	46-41
W	F.27	*at Eastern Oregon	66-52
L		Willamette.....	51-58
W		Southern Oregon	39-37

*Conference Game
1 NAIA District 2 Tournament

1960-61

Season Record: 17-10

OCC Record: 10-6

Coach: Sharkey Nelson

W	D.1	1 vs. Pacific.....	61-45
L	D.2	1 at Lewis & Clark.....	66-74
L	D.3	1 vs. Southern Oregon.....	53-55
L	D.6	vs. Portland.....	36-68
W	D.9	Central Washington.....	47-42
W	D.13	Linfield.....	61-50
W	D.17	at Central Washington.....	48-42
W	J.3	at Lewis & Clark.....	65-52
W	J.6	*at Oregon Tech.....	42-39
L	J.7	*at Oregon Tech.....	45-46
W	J.17	*at Oregon College.....	59-50
W	J.20	*Southern Oregon	49-28
W	J.21	*Southern Oregon	51-41
W	J.24	*Oregon College.....	59-50
L	J.27	*at Eastern Oregon	56-71
L	J.28	*at Eastern Oregon	57-64
W	F.3	*Oregon Tech.....	52-50
L	F.4	*Oregon Tech.....	43-45
W	F.7	*at Oregon College.....	56-42
W	F.11	Seattle Pacific.....	49-47
L	F.17	*at Southern Oregon.....	46-57
W	F.18	*at Southern Oregon.....	45-40
W	F.21	*Oregon College.....	52-44
W	F.24	*Eastern Oregon	62-46
L	F.25	*Eastern Oregon	56-58
L		2 Linfield.....	49-50
W		2 Lewis & Clark.....	77-65

1 NAIA Tip-off Tournament
2 NAIA District 2 Playoffs
*Conference Game

1961-62

Season Record: 15-13

OCC Record: 11-5

Coach: Sharkey Nelson

W	N.30	Lewis & Clark.....	54-53
L	D.1	Pacific.....	60-66
W	D.2	vs. Linfield.....	71-66
L	D.12	vs. Portland.....	40-45
W	D.28	Central Washington.....	59-51
L	D.29	at Linfield.....	43-73
L	J.5	*Oregon Tech.....	33-38
W	J.6	*Oregon Tech.....	46-31
W	J.16	*Oregon College.....	66-59
L	J.19	*at Southern Oregon.....	60-73
L	J.20	*at Southern Oregon.....	39-40
W	J.23	*at Oregon College.....	55-42
W	J.26	*Eastern Oregon	72-41
W	J.27	*Eastern Oregon	71-35
L	J.30	Lewis & Clark.....	41-50
L	F.2	*at Oregon Tech.....	48-58
L	F.3	*at Oregon Tech.....	55-58
W	F.6	*Oregon College.....	76-61
L	F.9	at Pacific Lutheran.....	55-78
L	F.10	at Seattle Pacific.....	40-57
W	F.16	*Southern Oregon	65-49
W	F.17	*Southern Oregon	51-48
W	F.20	*at Oregon College.....	77-66
W	F.23	*at Eastern Oregon	59-52

W	F.24	*at Eastern Oregon	60-59
L		1 at Lewis & Clark.....	49-52
W		1 at Lewis & Clark.....	56-50
L		1 at Lewis & Clark.....	63-70

*Conference Game
1 NAIA District 2 Playoff

1962-63

Season Record: 7-18

OCC Record: 6-10

Coach: Sharkey Nelson

L	N.29	1 Pacific.....	48-70
L	N.30	1 Oregon Tech.....	64-65
W	D.1	1 Southern Oregon.....	74-66
L	D.17	at Pacific.....	51-72
L	D.19	at Puget Sound.....	59-74
L	D.20	at Western Washington.....	38-79
L	D.21	at St. Martin's.....	53-68
L	J.4	*at Oregon Tech.....	52-76
L	J.5	*at Oregon Tech.....	62-68
L	J.15	*at Oregon College.....	81-82
L	J.18	*Southern Oregon	50-66
W	J.19	*Southern Oregon	57-55
W	J.22	*Oregon College.....	77-60
L	J.25	*at Eastern Oregon	58-59
W	J.26	*at Eastern Oregon	79-76
L	F.1	*Oregon Tech.....	68-70
W	F.2	*Oregon Tech.....	75-72
L	F.5	*at Oregon College.....	65-73
L	F.9	Seattle Pacific.....	48-88
L	F.12	at Portland.....	56-67
W	F.15	*at Southern Oregon.....	61-58
L	F.16	*at Southern Oregon.....	52-57
L	F.19	*Oregon College.....	57-68
W	F.22	*Eastern Oregon	106-101
L	F.23	*Eastern Oregon	62-64

*Conference Game
1 NAIA Tip-off Tournament

1963-64

Season Record: 10-15

OCC Record: 9-7

Coach: Sharkey Nelson

L	D.5	vs. Lewis & Clark.....	40-89
L	D.6	vs. Willamette.....	61-66
W	D.7	vs. Oregon Tech.....	73-52
L	D.26	Puget Sound.....	69-99
L	D.27	Puget Sound.....	65-67
L	D.28	British Columbia.....	42-57
L	J.4	Linfield.....	64-103
W	J.10	*Oregon Tech.....	63-47
W	J.11	*Oregon Tech.....	68-40
W	J.14	*Oregon College.....	59-42
W	J.21	*at Oregon College.....	71-64
L	J.24	*at Southern Oregon.....	47-52
W	J.25	*at Southern Oregon.....	71-64
W	J.31	*Eastern Oregon	68-65
W	F.1	*Eastern Oregon	58-52
L	F.4	*Oregon College.....	57-60
L	F.7	*at Oregon Tech.....	61-76
L	F.8	*at Oregon Tech.....	72-78
L	F.11	at Portland.....	48-71
L	F.15	at Seattle Pacific.....	50-81
W	F.21	*Southern Oregon	61-53
L	F.22	*Southern Oregon	39-43
L	F.25	*at Oregon College.....	59-71
W	F.28	*at Eastern Oregon	80-75
L	F.29	*at Eastern Oregon	71-90

*Conference Game

1964-65

Season Record: 8-18

OCC Record: 7-9

Coach: Sharkey Nelson

L	D.1	at Gonzaga.....	53-71
L	D.3	at Montana State.....	43-97
L	D.21	Pacific (2ot).....	82-88
L	D.29	at Linfield.....	68-92
L	D.30	Weber State.....	57-74
L	J.5	Portland.....	57-64
L	J.8	*at Oregon Tech.....	51-72
L	J.9	*at Oregon Tech.....	64-78

L	J.12	#Alumni	64-71
L	J.15	at Weber State	54-100
L	J.16	at Idaho State	66-74
W	J.19	*at Oregon College (2ot)	75-73
W	J.22	*Southern Oregon	86-63
W	J.23	*Southern Oregon	71-59
W	J.26	*Oregon College	69-60
L	J.29	*at Eastern Oregon	72-80
L	J.30	*at Eastern Oregon	58-68
L	F.5	*Oregon Tech	67-71
L	F.6	*Oregon Tech	81-59
L	F.13	Seattle Pacific	58-67
L	F.16	*at Oregon College	67-72
L	F.19	*at Southern Oregon	70-74
W	F.20	*at Southern Oregon	89-77
L	F.23	*Oregon College	57-89
W	F.26	*Eastern Oregon	69-57
W	F.27	*Eastern Oregon	100-73

*Conference Game
does not count in NCAA record

1965-66

Season Record: 6-19

Coach: Marion Pericin

L	D.2	1 Eastern Washington	55-57
L	D.3	1 Central Washington	77-88
L	D.4	1 St. Martin's	83-93
L	D.17	Western Washington	54-67
L	D.18	at Lewis & Clark	81-123
L	D.21	at Seattle Pacific	74-88
L	D.30	Idaho	83-107
L	D.31	at Linfield	87-96
L	J.3	at Idaho	67-98
L	J.4	at Gonzaga	45-80
L	J.14	at Idaho State	80-98
L	J.15	at Weber State	71-79
L	J.20	Seattle Pacific	59-76
W	J.22	Cascade	95-72
L	J.28	Montana	68-94
L	J.31	Weber State	71-80
L	F.4	Gonzaga	81-84
W	F.5	Idaho State	101-89
L	F.7	at Montana	74-84
W	F.9	Chapman	87-47
L	F.12	at Central Washington	72-81
W	F.15	at St. Martin's	87-82
W	F.22	at Cascade	103-84
W	F.25	at Southern Oregon	74-66
L	F.26	at Southern Oregon	70-73

1 Evergreen Tournament at Tacoma, WA

1966-67

Season Record: 16-9

Coach: Marion Pericin

W	D.2	#at British Columbia	81-69
W	D.3	#at British Columbia	93-71
W	D.9	1 Idaho State	118-112
L	D.10	1 Cal State-Los Angeles	81-100
W	D.16	Southern Oregon	106-77
W	D.17	Southern Oregon	124-91
L	D.20	2 Northern Arizona	103-108
W	D.21	2 Alma College	84-74
L	D.22	2 California Western	78-81
W	D.30	at Linfield	102-79
W	J.3	#British Columbia	101-80
W	J.7	Central Washington	79-74
W	J.14	Puget Sound	91-65
L	J.18	at Western Washington	68-82
L	J.21	at Gonzaga	83-101
W	J.26	Montana State	98-83
W	J.28	Montana	95-82
W	J.31	Alaska	83-77
W	F.1	Alaska	88-77
W	F.4	Linfield	105-97
W	F.8	St. Martin's	110-90
L	F.18	at Seattle Pacific	81-98
W	F.22	Gonzaga	91-80
W	F.25	Seattle Pacific	87-79
W	M.3	at Montana	108-99
L	M.4	at Montana State	85-104
L	M.10	3 San Diego State	73-101
L	M.11	3 UC-Davis	61-81

1 Knights of Columbus Invitational,
Memorial Coliseum
2 San Diego Holiday Tournament,
California Western
3 NCAA Pacific Coast College Regionals,
San Diego St.
does not count in NCAA record

1967-68

Season Record: 13-9

Coach: Marion Pericin

L	D.2	Cal St-Los Angeles (3OT)	92-95
L	D.8	1 Pacific Lutheran	97-100
L	D.9	1 Seattle Pacific	90-109
W	D.16	Central Washington	73-68
W	D.18	Humboldt State (OT)	114-106

L	D.22	at Pepperdine	88-103
L	D.23	at Fresno State	73-89
W	D.28	#British Columbia	100-79
W	D.29	#British Columbia	103-76
W	J.5	at Alaska	79-78
W	J.6	at Alaska	68-67
W	J.10	at Puget Sound	74-73
W	J.13	St. Martin's	95-89
L	J.20	at Gonzaga	67-68
W	J.23	#at British Columbia	83-79
L	J.27	Montana State	97-110
W	J.29	Chico State	68-60
W	F.1	Seattle Pacific	95-86
W	F.2	Hawaii	90-73
W	F.6	Chapman	93-77
L	F.7	at St. Martin's	86-97
W	F.10	Cal Poly-Pomona	108-63
L	F.17	at Seattle Pacific	64-67
W	F.23	Puget Sound	114-98
W	F.27	at Central Washington	80-68
L		#Athletes in Action	61-93

1 Daffodil Classic, Puget Sound
does not count in NCAA record

1968-69

Season Record: 8-16

Coach: Marion Pericin

W	N.30	1 Great Falls College	99-91
L	D.1	#1 British Columbia	102-117
L	D.7	at Idaho	55-68
L	D.10	2 San Diego	67-75
L	D.20	Boise State	82-85
W	D.21	Eastern Montana	105-84
W	D.27	#British Columbia	130-92
W	D.28	Humboldt State	112-86
W	J.3	Gonzaga	103-78
L	J.9	at Sacramento State	83-98
L	J.11	at Nevada Southern	82-115
L	J.14	Western Washington	58-64
W	J.17	Alaska	93-67
W	J.18	Alaska	106-81
L	J.24	at Boise State	75-92
L	J.25	at Idaho State	84-89
L	J.29	at Montana State	70-93
L	J.31	at Eastern Montana	88-100
L	F.4	Puget Sound	82-99
W	F.7	Seattle Pacific	76-75
L	F.14	at Central Washington	74-76
W	F.13	Montana	84-83

L	F.15	at Seattle Pacific	62-91
L	F.22	at Puget Sound	86-112
L	F.25	at Western Washington	52-78
L	F.28	Central Washington	79-92

1 Totem Tournament, British Columbia
2 at Memorial Coliseum
does not count in NCAA record

1969-70

Season Record: 9-15

Coach: Marion Pericin

L	D.1	at Seattle U	81-101
L	D.12	at Hawaii	79-82
L	D.13	at Hawaii	79-94
L	D.19	Idaho	86-98
W	D.20	Southern Utah	107-93
W	D.22	Cal State-Hayward	102-91
W	D.29	at Alaska	83-80
W	D.30	at Alaska	121-81
L	J.3	Central Washington	69-70
W	J.5	#British Columbia	111-88
W	J.6	#British Columbia	78-76
L	J.10	at Seattle Pacific	64-81
L	J.14	at Puget Sound	71-96
W	J.17	#Simon Fraser (ot)	79-76
L	J.20	Linfield	81-88
L	J.24	at Gonzaga	59-83
L	J.26	at Montana	97-107
W	J.29	Humboldt State	79-73
W	J.31	Idaho State	103-91
W	F.5	Parsons	97-82
L	F.7	at Simon Fraser	74-102
L	F.9	at Western Washington	68-83
W	F.14	St. Martin's	118-91
W	F.16	Western Washington	72-71
L	F.21	Puget Sound	83-102
L	F.23	at Central Washington	67-80
L	F.28	Seattle Pacific	78-85

does not count in NCAA record


1970-71

Season Record: 16-6

Coach: Marion Pericin

L	D.1	Central Washington	93-94
W	D.5	Eastern Washington	100-88
W	D.11	at Eastern Washington	104-101
L	D.12	at Idaho	81-85
W	D.19	Eastern Montana	121-94

1966-67 Portland State Vikings: NCAA Regional Tournament - College Division • 16-9



W D.21	at Nevada-Reno	113-103
W D.22	at UC-Davis	89-73
L D.29	#at British Columbia	92-94
L D.30	#at British Columbia	86-87
W J.2	Humboldt State	114-87
W J.5	Boise State	98-77
W J.8	Alaska	125-82
W J.9	Alaska	112-72
W J.15	#Simon Fraser	97-68
W J.16	#British Columbia	120-71
W J.18	at Central Washington	99-91
W J.23	Gonzaga	92-82
L J.25	at Boise State	96-118
W J.30	Montana	93-79
W F.5	Puget Sound	111-85
W F.10	Seattle Pacific	79-68
W F.11	#Athletes in Action	81-79
L F.13	at Puget Sound	89-118
W F.16	Seattle U.	109-93
L F.20	at Seattle Pacific	64-80
W F.23	at Linfield	114-106
L F.26	at St. Martin's	89-108

does not count in NCAA record

1971-72

Season Record: 17-8

Coach: Marion Pericin

W D.1	Nevada-Reno	98-86
L D.3	at Washington	85-101
W D.4	Idaho	90-67
W D.11	UC-Davis	94-60
L D.13	Cal State-Los Angeles	83-104
L D.18	Nevada-Las Vegas	91-97
W D.22	#British Columbia	94-60
W D.23	#British Columbia	104-64
L D.28	at Great Falls	104-109
L D.30	at Montana	74-76
W J.6	1 Portland	68-65
W J.8	Central Washington	99-83
W J.14	at Alaska	89-81
W J.15	at Alaska	89-71
W J.21	Humboldt State	89-79
W J.22	Humboldt State	82-78
W J.24	Boise State	115-100
W J.29	at Puget Sound	99-80
L F.3	1 Portland (2ot)	86-88
L F.5	at Seattle Pacific	76-81
W F.10	St. Martin's	117-106
W F.16	at Boise State	94-91
W F.21	at Gonzaga	79-72
W F.24	Great Falls	116-93
W F.26	Seattle Pacific	90-76
L F.28	at Central Washington	85-87
W M.4	Puget Sound	83-64

1 Memorial Coliseum

does not count in NCAA record

1972-73

Season Record: 12-12

Coach: Ken Edwards

W N.24,25	#Victoria	108-71
L D.4	at Boise State	61-70
L D.8	1 Long Beach State	66-102
W D.9	1 Montana	76-74
L D.15	at San Diego State	53-86
L D.16	at UC-Riverside	66-67
L D.21	at Nevada-Reno	81-100
L D.23	at Nevada-Las Vegas	74-96
W J.4	Alaska	102-94
L J.5	at Central Washington	79-86
W J.13	Boise State	80-65
W J.15	Chicago State	101-96
L J.18	Gonzaga	64-69
W J.20	Idaho State	92-84
W J.24	Humboldt State	83-71
L J.27	at Washington	59-64
L F.1	2 Portland	76-90
L F.3	at Puget Sound	69-80
W F.10	Seattle Pacific	61-56
W F.15	2 Portland	75-72
W F.17	at Seattle Pacific	69-66
L F.19	at Idaho	72-99
W F.24	Great Falls	91-80
W F.26	Central Washington	71-52

W M.1	Puget Sound	79-61
-------	-------------------	-------

1 Daffodil Classic, Puget Sound

2 Memorial Coliseum

does not count in NCAA record

1973-74

Season Record: 16-11

Coach: Ken Edwards

W D.1	Cal State-Los Angeles	93-75
W D.3	Montana	66-64
L D.7	1 Fresno State	71-104
W D.8	1 Puget Sound	85-67
W D.13	Wheaton	84-73
W D.14	Western Washington	71-63
L D.19	at Washington State	70-74
L D.21	at Boise State	78-85
L D.22	at Montana State	72-82
L D.26	at Great Falls	71-80
L D.28	at Montana	70-90
L J.7	2 Portland	80-81
W J.12	Nevada-Reno	76-70
W J.17	at Gonzaga	71-63
L J.19	at Idaho State	77-112
W J.25	Idaho	75-70
L F.1	at Hawaii	64-70
L F.2	at Hawaii	53-64
W F.4	at Hawaii-Hilo	96-88
W F.8	at Alaska	88-79
W F.9	at Alaska	89-79
W F.12	UC-Irvine	68-64
W F.14	2 Portland	67-63
W F.16	Seattle Pacific	77-63
W F.19	Boise State	82-56
L F.28	2 Portland	72-73
W M.1	Puget Sound	97-69

1 Daffodil Classic, Puget Sound

2 Memorial Coliseum

1974-75

Season Record: 18-8

Coach: Ken Edwards

L D.2	Gonzaga (ot)	87-91
L D.11	at Oregon State	70-76
W D.14	Northern Colorado	107-76
W D.18	Biola	98-78
W D.20	Boise State	106-73
W D.21	Fresno Pacific	112-63
W D.23	Montana	88-69
W D.28	1 Montana State	82-76
L J.3	at Boise State (ot)	101-102
W J.6	2 Portland	69-67
L J.9	at San Jose State	62-76
W J.11	at Idaho	80-75
W J.18	Idaho	110-84
W J.20	at Northern Arizona	96-85
W J.22	Humboldt State	93-64
W J.25	at St. Martin's	67-61
L J.27	2 Portland (ot)	90-99
W F.1	Great Falls	88-73
W F.3	Redlands	89-57
W F.4	2 Portland	85-84
W F.8	at Seattle Pacific	75-65
W F.10	Puget Sound	97-78
W F.19	Northern Arizona	103-87
L F.22	at Puget Sound	69-87
L F.28	at Cal State-Los Angeles	73-74
L M.3	at Nevada-Las Vegas	100-114

1 Baker, OR

2 Memorial Coliseum

1975-76

Season Record: 17-10

Coach: Ken Edwards

W N.28	at Southern Colorado	82-81
L N.29	at Colorado State	90-98
L D.5	at Oregon State	76-106
W D.6	Idaho	100-77
W D.10	1 Portland	83-73
W D.13	Sacramento State	100-86
W D.17	UC-Riverside	80-75
L D.19	at New Mexico	82-85
L D.22	San Jose State	81-83
W D.29	2 Carroll	124-87

100-POINT GAMES IN PSU HISTORY

1953-54

Eastern Oregon	100-81
----------------------	--------

1954-55

Singapore	100-57
-----------------	--------

1955-56

Eastern Oregon	112-65
Eastern Oregon	103-85
Oregon College	101-62

1962-63

Eastern Oregon	106-101
----------------------	---------

1964-65

Eastern Oregon	100-73
----------------------	--------

1965-66

Idaho State	101-89
at Cascade	103-84

1966-67

Idaho State	118-112
Southern Oregon	106-77
Southern Oregon	124-91
Northern Arizona	103-108
at Linfield	102-79
#British Columbia	101-80
Linfield	105-97
St. Martin's	110-90
at Montana	108-99

1967-68

Humboldt State	114-106
#British Columbia	100-79
#British Columbia	103-76
Cal Poly-Pomona	108-63
Puget Sound	114-98

1968-69

# British Columbia	102-117
Eastern Montana	105-84
#British Columbia	130-92
Humboldt State	112-86
Gonzaga	103-78
Alaska	106-81

1969-70

Southern Utah	107-93
Cal State-Hayward	102-91
at Alaska	121-81
#British Columbia	111-88
Idaho State	103-91
St. Martin's	118-91

1970-71

Eastern Washington	100-88
at Eastern Washington	104-101
Eastern Montana	121-94
at Nevada-Reno	113-103
Humboldt State	114-87
Alaska	125-82
Alaska	112-72
#British Columbia	120-71
Puget Sound	111-85
Seattle U.	109-93
at Linfield	114-106

W J.3	at Montana State	88-86
W J.5	at Montana	69-67
L J.10	at San Diego State	80-110
W J.12	at Northern Colorado	82-65
W J.13	at Air Force	67-64

1971-72

#British Columbia	104-64
at Great Falls	104-109
Boise State	115-100
St. Martin's	117-106
Great Falls	116-93

1972-73

#Victoria	108-71
Alaska	102-94
Chicago State	101-96

1974-75

Northern Colorado	107-76
Boise State	106-73
Fresno Pacific	112-63
at Boise State (ot)	101-102
Idaho	110-84
Northern Arizona	103-87
at Nevada-Las Vegas	100-114

1975-76

Idaho	100-77
Sacramento State	100-86
Carroll	124-87
at Nevada-Las Vegas	114-129
Seattle Pacific	104-94
Warner Pacific	122-60
Oregon Tech	105-67

1976-77

Whittier	100-81
Western Montana	124-60
Southern Oregon	142-85
#Simon Fraser	119-71

1977-78

St. Mary's	100-91
George Fox	124-81
Rocky Mountain	133-110

1997-98

Montana State (3ot)	101-100
---------------------------	---------

1998-99

Cascade	101-34
Cal Poly	103-64

1999-2000

Northern Arizona	101-75
------------------------	--------

2006-07

Pacific Lutheran	107-57
Sacramento State	100-73

2007-08

at Montana	108-56
------------------	--------

2010-11

vs. Lamar	102-98
-----------------	--------

2011-12

Linfield	101-64
Walla Walla	102-47

does not count as NCAA game

L J.15	at Nevada-Las Vegas	114-129
W J.17	Seattle Pacific	104-94
W J.22	1 Portland	93-68
W J.24	Puget Sound	77-75
L J.27	at Arizona	94-114

W F.3	Warner Pacific	122-60
W F.11	Oregon Tech	105-67
W F.12	1 Portland (ot)	87-81
L F.19	at Puget Sound	76-90
L F.21	at Seattle Pacific	62-74
L F.24	at San Jose State	83-84
W F.25	at UC-Irvine	87-72

1 Memorial Coliseum
2 Pendleton, OR

1976-77

Season Record: 16-10

Coach: Ken Edwards

W N.29	Montana Tech	91-69
W D.3	Whittier	100-81
W D.2	1 Portland	98-62
W D.10	Western Montana	124-60
W D.11	Eastern Montana	88-60
L D.16	1 Oregon State	79-89
W D.20	Cal State-Los Angeles	94-80
L D.21	Grambling	74-75
W D.28	2 Gonzaga	74-59
L D.29	2 Long Beach State	90-101
L J.4	at Arizona State	92-115
L J.5	at New Mexico	82-109
W J.7	at Northern Colorado	87-78
L J.8	at Colorado State	66-87
W J.12	Oregon College	92-58
W J.15	at Eastern Montana	86-83
L J.17	at Idaho	81-93
W J.21	Air Force	72-65
W J.28	at New Orleans	96-61
W J.29	at North Texas State	91-90
W F.1	at Pan American	78-72
L F.5	at Puget Sound (ot)	84-86
W F.9	Southern Oregon	142-85
W F.12	#Simon Fraser	119-71
L F.15	at Utah State	88-96
L F.19	at Nevada-Las Vegas	96-112
W F.26	Puget Sound	93-85

1 Memorial Coliseum
2 Long Beach Classic
does not count in NCAA record

1977-78

Season Record: 14-13

Coach: Ken Edwards

L N.26	Colorado State	93-97
L D.3	1 Portland	73-78
L D.2	Fresno State	75-80
L D.5	at Gonzaga	52-68
L D.7	at Montana	71-79
W D.10	at Idaho	66-61
L D.16	2 Kentucky	88-114
W D.17	2 Seattle U.	82-76
W D.19	at Wisconsin-Milwaukee	77-61
W D.21	Eastern Washington	86-64
L D.22	Cal State-Fullerton	62-80
W D.27	at St. Mary's	100-91
W J.4	Oregon Tech	97-73
W J.10	Idaho	51-39
W J.13	George Fox	124-81
L J.18	at St. Mary's (ot)	97-99
L J.20	at USC	78-87
L J.21	at Pepperdine	75-77
L J.27	at Oregon State	62-71
W J.31	at Seattle Pacific	97-70
W F.3	Rocky Mountain	133-110
W F.4	Puget Sound	67-62
W F.8	#at Simon Fraser	89-75
W F.11	Northern Colorado	77-52
W F.18	at Nevada-Las Vegas	89-84
W F.22	Seattle Pacific	84-62
L F.25	Utah State	87-113
L F.27	at Puget Sound	75-99

1 Memorial Coliseum
2 Kentucky Invitational
does not count in NCAA record

1978-79

Season Record: 6-21

Coach: Glen Kinney

L N.24	Colorado State (ot)	81-82
--------	---------------------------	-------

L N.25	at Brigham Young	82-111
L N.30	1 Portland	70-71
L D.2	1 North Dakota	61-69
W D.6	Montana	69-54
L D.9	at Oregon State	67-107
L D.10	at Gonzaga	72-92
L D.13	at Cal State-Fullerton	92-109
L D.15	2 Pepperdine	64-99
W D.16	2 Eastern Montana (ot)	66-65
L D.18	at Utah State	68-94
W D.22	3 Idaho	82-73
L D.23	3 Gonzaga	79-93
L D.30	at Montana State	66-74
W J.3	Great Falls	96-63
L J.5	at San Diego State	54-88
L J.6	at UC-Irvine	51-63
W J.11	Rocky Mountain	82-73
L J.16	at Seattle U.	69-75
L J.24	Oregon Tech	69-71
L J.30	at SW Louisiana	81-84
L F.1	at Grambling	75-82
W F.3	at Centenary	90-83
L F.5	at North Texas State	78-102
L F.7	Puget Sound	83-94
L F.11	at Idaho	79-97
W F.17	#Simon Fraser	94-87
L	at Hawaii	85-99

1 Memorial Coliseum
2 Malibu Classic, Pepperdine
3 PSU Holiday Tournament
does not count in NCAA record

1979-80

Season Record: 5-21

Coach: Glen Kinney

L N.27	#at Simon Fraser	80-89
L N.30	at North Dakota	56-59
L D.1	at Nebraska	52-74
L D.3	at Kansas State	57-72
W D.6	Oregon Tech	83-65
L D.8	at Wisconsin-Milwaukee	65-71
L D.10	at Michigan State	54-88
L D.12	at Bradley	65-90
L D.15	at Oregon State	71-92
W D.17	SW Louisiana	74-73
L D.21	1 UC-Irvine	56-69
L D.22	1 Arkansas-Little Rock	81-84
W D.28	2 Boise State	93-67
L D.29	2 Puget Sound	72-80
L J.4	at Gonzaga	80-92
L J.8	at Boise State	62-75
L J.12	Lamar	84-141
W J.14	Seattle U.	76-75
L J.18	Air Force	68-72
L J.21	at Lamar	78-99
L J.23	at Oral Roberts	88-114
L J.29	Puget Sound	68-77
L F.5	#Athletes in Action	70-90
W F.8	at Alaska Anchorage	84-78
L F.9	at Alaska Anchorage	96-101
L F.18	at Montana	70-88
L F.22	U.S. International	74-77
L F.23	Seattle Pacific	85-90

does not count in NCAA record
1 PSU Raindrop Classic
2 Puget Sound Tournament

1980-81

Season Record: 7-20

Coach: Glen Kinney

L N.29	at Fresno State	65-96
L D.1	at Cal State-Fullerton	81-86
L D.3	Montana	74-96
L D.8	1 Oregon State	58-102
L D.11	1 Portland	74-77
W D.14	Boise State	71-65
W D.15	Cal State-Fullerton	60-48
W D.19	Northern Iowa	75-53
L D.20	Louisiana Tech	50-63
L D.29	Pacific	71-81
L J.2	at UC-Santa Barbara	79-90
L J.3	at UC-Irvine	64-90
W J.6	at St. Mary's	59-58

W J.10	Utah State	93-85
L J.12	Gonzaga	60-68
L J.17	at Puget Sound	83-114
W J.19	Westmont	65-64
L J.27	at Arkansas-Little Rock	65-84
L J.29	at Centenary	70-88
L J.31	at NW Louisiana	69-92
L F.7	at U.S. International	54-62
L F.9	Alaska Anchorage	65-78
L F.11	at Boise State	74-76
L F.17	at Air Force	49-76
L F.19	at Valparaiso	81-87
W F.24	U.S. International (ot)	91-88
L F.28	at Seattle Pacific	68-76

1 Memorial Coliseum

PORTLAND STATE DID NOT COMPETE IN BASKETBALL FROM 1981 TO 1996

1996-97

Season Record: 9-17

Big Sky Record: 6-10

Coach: Ritchie McKay

L N.23	at Mississippi	54-56
L N.26	at Tulane	64-92
L N.30	at Washington	70-83
L D.4	Oregon - R	66-85
L D.7	at Portland	52-67
L D.14	at Oregon State	60-79
W D.17	Eastern Oregon - S	75-59
L D.21	at San Diego	66-85
W D.28	Whitman - S	86-55
L J.2	at Cal State Northridge*	62-78
L J.4	at Northern Arizona*	42-54
L J.7	at Sacramento State*	61-69
L J.11	Idaho State* - S	58-71
L J.16	Montana* - R	68-69
W J.18	Montana State* - R	76-69
L J.23	at Weber State*	73-74
W J.25	Eastern Washington* - R	71-67
W J.29	Southern Oregon - R	65-51
W J.31	at Eastern Washington*	73-58
W F.3	Weber State* - R	77-75
W F.6	Sacramento State* - R	53-47
L F.8	at Idaho State*	60-79
W F.13	No. Arizona* (ot) - R	72-68
L F.15	Cal St. Northridge* - R	76-80
L F.21	at Montana*	57-68
L F.22	at Montana State*	59-61

* Big Sky Conference game
R - Rose Garden
S - Stott Center

1997-98

Season Record: 15-12

Big Sky Record: 10-6

Coach: Ritchie McKay

W N.23	Simon Fraser - S	64-49
W N.25	at Oregon	56-54
W N.29	Concordia - S	70-47
W D.2	Northwest - S	75-50
L D.6	at Arizona State	66-83
W D.13	Cascade - S	92-41
L D.16	at Loyola-Marymount (ot)	84-88
L D.18	at California	61-74
L D.20	Washington State - R	72-77
L D.30	at Duke (#2)	39-89
W J.2	Cal State Northridge* - S	83-75
W J.5	Northern Arizona* - S	72-70
W J.8	at Idaho State*	70-55
W J.10	at Sacramento State*	65-52
L J.15	at Montana*	67-76
L J.17	at Montana State*	63-86
W J.21	Weber State* - R	77-65
L J.28	at Oregon State	63-67
W J.31	Eastern Washington* - S	72-59
W F.5	Sacramento State* - S	79-67
W F.7	Idaho State* - S	98-76
L F.12	at Northern Arizona*	54-87
L F.14	at Cal State Northridge*	63-81
W F.19	Montana* - R	66-57
W F.21	Montana St.* (3ot) - R	101-100

L F.25	at Weber State*	51-61
L F.27	at Eastern Washington*	86-93

* Big Sky Conference game
R - Rose Garden • S - Stott Center
(#) - opponent national ranking

1998-99

Season Record: 17-11

Big Sky Record: 9-7

Coach: Joel Sobotka

W N.7	Simon Fraser - S	95-71
W N.23	San Diego - R	78-70
W N.25	Cascade - S	101-34
W N.28	Cal Poly - M	103-64
L D.2	at Washington State	71-74
W D.5	Air Force - M	88-79
L D.12	at Oregon	62-73
W D.21	Pacific - M	82-76
L D.28	1 Houston	67-79
W D.29	1 New Hampshire	91-73
W J.4	Weber State* - R	82-59
W J.7	at CS Northridge* (2ot)	93-90
L J.9	at Northern Arizona*	52-82
W J.16	Idaho State* - M	90-69
W J.17	Sacramento State* - M	68-61
W J.21	Montana* - R	73-58
W J.23	Montana State* (ot) - R	76-75
L J.28	at Weber State*	82-92
W J.30	Eastern Washington* - M	76-69
L F.4	at Eastern Washington*	87-96
L F.10	at Sacramento State*	62-63
W F.12	at Idaho State*	78-76
W F.18	No. Arizona* (ot) - M	77-76
L F.20	CS Northridge* - R	79-88
L F.25	at Montana* (ot)	81-87
L F.27	at Montana State*	86-94
W M.4	2 vs. Eastern Washington	80-74
L M.5	2 vs. Northern Arizona	56-73

* Big Sky Conference game
1 New Mexico Lobo Invitational
2 Big Sky Tournament (Ogden, UT)
M - Memorial Coliseum
R - Rose Garden
S - Stott Center

1999-2000

Season Record: 15-14

Big Sky Record: 7-9

Coach: Joel Sobotka

W N.12	Simon Fraser - S	83-46
L N.20	at Arizona State	57-79
W N.23	Portland - M	61-51
W N.27	at Cal Poly	81-69
W N.29	at Pacific	69-65
L D.3	Oregon - M	87-91
W D.11	at Air Force	72-71
W D.15	Eastern Oregon - S	81-63
L D.20	Washington State - R	62-68
L D.28	1 Penn.	74-84
W D.29	1 Boston U.	62-58
W J.2	Texas A&M-CC - R	76-64
L J.7	at Weber State*	65-80
W J.13	Cal State Northridge* - S	76-62
W J.15	Northern Arizona* - S	101-75
W J.20	at Idaho State*	84-70
W J.22	at Sacramento State*	72-70
L J.27	at Montana*	76-78
L J.29	at Montana State*	73-91
L F.3	Weber State* - M	79-92
L F.5	at Eastern Washington*	61-91
L F.11	Eastern Washington* - M	66-70
W F.17	Sacramento State* - M	80-65
W F.19	Idaho State* - M	87-64
L F.24	at Northern Arizona*	57-71
L F.26	at Cal State Northridge*	78-79
L M.2	Montana* - R (ot)	79-88
W M.4	Montana State* - R	84-67
L M.9	2 vs. Northern Arizona	75-77

* Big Sky Conference game
1 Golden Bear Classic
2 Big Sky Tournament (Missoula, MT)
M - Memorial Coliseum
R - Rose Garden
S - Stott Center

2000-01

Season Record: 9-18

Big Sky Record: 6-10

Coach: Joel Sobotka

L	N.20	at Washington State	55-83
L	N.25	at Oregon	66-84
L	N.28	at Washington	63-94
L	N.30	Boise State - S	66-81
W	D.3	Nevada - M	61-56
L	D.9	at Portland	65-66
L	D.13	at San Diego	60-74
W	D.16	at Loyola Marymount	66-62
L	D.20	at Rice	62-74
L	D.23	at Texas A&M-CC (ot)	95-99
W	D.30	Willamette - S	94-66
L	J.4	at Montana*	58-79
L	J.6	at Montana State*	75-82
W	J.9	Weber State* - S	85-80
L	J.12	at Eastern Washington*	72-81
L	J.18	at Cal State Northridge*	83-103
L	J.20	at Northern Arizona*	62-90
W	J.26	Sacramento State* - S	81-77
W	J.27	Idaho State* (ot) - S	87-83
W	F.1	Montana* - S	67-60
L	F.3	Montana State* - R	63-72
L	F.10	at Weber State*	71-85
W	F.16	Eastern Washington* - S	73-62
L	F.22	at Sacramento State*	60-77
L	F.24	at Idaho State*	77-78
W	M.1	Northern Arizona* - S	68-64
L	M.3	Cal State Northridge* - S	75-81

* Big Sky Conference game

S - Stott Center

R - Rose Garden

M - Memorial Coliseum

2001-02

Season Record: 12-16

Big Sky Record: 6-8

Coach: Joel Sobotka

W	N.17	at Boise State	60-53
W	N.20	at Arizona State (ot)	79-69
L	N.24	San Diego - S	59-74
L	N.27	at Cal Poly	79-100
L	D.1	at Gonzaga	58-93
W	D.8	Portland (ot) - R	77-75

L	D.12	Oregon State - R	46-51
L	D.15	at Nevada	53-75
W	D.18	1 vs. Santa Clara	76-63
L	D.19	1 at Stanford (#13)	63-87
L	D.29	at Wyoming	58-104
W	J.2	Concordia - S	81-65
W	J.5	Loyola Marymount - S	90-78
L	J.11	Montana State* - S	68-74
L	J.12	Montana* - S	88-99
L	J.19	at Eastern Washington*	79-88
W	J.25	at Idaho State*	87-77
L	J.26	at Weber State*	85-90
W	F.1	Sacramento State* - S	86-83
L	F.2	Northern Arizona* - S	60-77
L	F.8	at Montana*	66-80
L	F.9	at Montana State*	82-94
L	F.16	Eastern Washington* - S	62-78
W	F.22	Weber State* - S	83-77
W	F.23	Idaho State* - S	91-78
W	M.1	at Northern Arizona*	88-79
W	M.2	at Sacramento State*	74-67
L	M.7	2 vs. Weber State	62-84

* Big Sky Conference game

S - Stott Center

R - Rose Garden

1 - Stanford Invitational

2 - Big Sky Tournament (Bozeman, MT)

(#) - opponent national ranking

2002-03

Season Record: 5-22

Big Sky Record: 3-11

Coach: Heath Schroyer

W	N.22	Cal State Northridge - S	69-65
L	N.24	at UNLV	54-69
L	N.30	at Portland	54-66
L	D.3	Cascade - S	66-71
L	D.7	at St. Mary's	51-75
W	D.14	Linfield - S	84-66
L	D.17	at Oregon State	50-53
L	D.21	at Boise State	51-59
L	D.23	Portland - S	50-59
L	D.28	1 @ New Mexico	52-69
L	D.29	1 Arkansas-Little Rock	41-48
L	J.2	Gonzaga - M	49-87
W	J.7	Sacramento State* - S	65-52
L	J.9	at Montana State*	48-52

L	J.11	at Montana*	49-61
L	J.15	Oregon (#22) - M	63-69
W	J.18	Northern Arizona* - S	73-60
L	J.25	at Eastern Washington*	51-75
L	J.30	at Weber State*	64-77
L	F.1	at Idaho State*	57-58
L	F.6	Montana* - S	49-67
L	F.8	Montana State* - S	56-60
L	F.13	at Northern Arizona*	64-75
L	F.15	at Sacramento State*	58-72
L	F.22	Eastern Washington* - S	58-72
W	F.27	Idaho State* - S	77-69
L	M.1	Weber State* - S	73-83

* Big Sky Conference game

S - Stott Center

M - Memorial Coliseum

1 - New Mexico Invitational

(#) - opponent national ranking

2003-04

Season Record: 11-16

Big Sky Record: 5-9

Coach: Heath Schroyer

L	N.21	at Washington	65-73
W	N.25	Southern Oregon - S	83-71
L	N.29	at UTEP	57-70
L	D.2	at Oregon	55-62
L	D.6	at Portland	53-60
W	D.10	Pacific - S	71-43
W	D.13	Jackson State - M	63-46
L	D.16	at Boise State (ot)	74-75
W	D.19	Portland - S	74-55
L	D.22	at Cal State Northridge	63-79
W	D.27	at MD-Eastern Shore	80-61
W	D.30	at Tennessee State	74-71
L	J.2	at Tennessee-Martin (ot)	65-76
L	J.8	Montana State* - S	54-61
W	J.10	Montana* - S	89-78
L	J.15	at Sacramento State*	64-76
W	J.17	at Northern Arizona*	71-65
L	J.24	Eastern Washington* - S	63-71
L	J.29	Weber State* - S	63-68
L	J.31	Idaho State* - S	71-80
W	F.5	at Montana*	59-57
L	F.7	at Montana State*	56-64
W	F.12	Northern Arizona* - S	85-78

W	F.14	Sacramento State* - S	69-65
L	F.21	at Eastern Washington*	60-65
L	F.26	at Idaho State*	72-82
L	F.28	at Weber State*	57-71

* Big Sky Conference game

S - Stott Center

M - Memorial Coliseum

2004-05

Season Record: 19-9

Big Sky Record: 11-3

Big Sky Conference Champions

Coach: Heath Schroyer

L	N.19	at Gonzaga (#25)	80-98
L	N.24	at Boise State	51-63
W	N.27	Cal Poly - S	80-63
W	N.29	at Howard	58-53
W	D.1	at Jackson State	63-62
L	D.4	Portland - S	72-84
W	D.8	Evergreen State - S	70-53
L	D.11	at Ohio State	54-78
W	D.16	Bethune-Cookman - S	80-60
W	D.18	Tennessee-Martin - S	79-66
W	D.21	Warner Pacific - S	85-69
W	D.29	Maryland-Ea. Shore - S	89-44
W	J.1	Weber State* - S	73-62
W	J.6	Sacramento State* - S	79-69
W	J.8	Northern Arizona* - S	91-78
W	J.15	at Eastern Washington*	70-59
L	J.20	at Weber State*	66-70
L	J.22	at Idaho State*	69-72
W	J.27	Montana* - S	89-77
W	J.29	Montana State* - S	68-51
W	F.3	at Northern Arizona*	84-81
W	F.5	at Sacramento State*	71-66
W	F.12	Eastern Washington* - S	71-70
W	F.17	Idaho State* - S	79-58
L	F.19	at Middle Tennessee St.	62-83
W	F.24	at Montana State* (ot)	88-82
L	F.26	at Montana*	65-79
L	M.5	1 Weber State - M	61-71

* Big Sky Conference game

S - Stott Center

M - Memorial Coliseum

1 - Big Sky Tournament (Portland, OR)

(#) - opponent national ranking

2004-05 Portland State Vikings: Big Sky Conference Regular Season Champions • 19-9, 11-3



Front row, left to right - Team Manager Thomas Crum, Antone Jarrell, Keith Sconiers, Tyler Hollist, Marier Angui, Anthony Washington, Nguye Kaladokubo, Scott Morrison, Seamus Boxley, Blake Walker, Kamal Goomansingh. Back row, left to right - Head Coach Heath Schroyer, Assistant Coach Fred Langley, Dan Stock, Jake Schroeder, Sheu Oduniyi, Paul Hafford, Josh Neeley, Will Funn, Assistant Coach Steve Gosar, Assistant Coach Senque Carey.

2007-08 Portland State Vikings: Big Sky Conference Regular Season and Tournament Champions, NCAA Tournament • 23-10, 14-2



Front row, left to right: Athletic Trainer Jim Wallis, Dominic Waters, Deonte Huff, Tyrell Mara, Dupree Lucas, Justynn Hammond, Julius Thomas. Middle Row: Director of basketball operations Tyler Coston, Brian Curtis, Mickey Polis, Andre Murray, Jeremiah Dominguez, Assistant Coach Curtis Allen, Assistant Coach Eric Harper. Back Row: Head Coach Ken Bone, Jamie Jones, Alex Tiefenthaler, Scott Morrison, Kyle Coston, JR Moore, Phil Nelson, Associate Head Coach Tyler Geving.

2005-06**Season Record: 12-16****Big Sky Record: 5-9****Coach: Ken Bone**

L	N.18	at Arkansas	69-107
W	N.21	at Bethune-Cookman	79-62
L	N.23	1 at Iowa State (#23)	64-72
L	N.25	1 vs. Iona	75-81
W	N.26	1 vs. Howard	81-53
L	N.30	at Gonzaga (#6)	80-89
L	D.3	Middle Tennessee State	62-65
L	D.7	at Portland	52-70
W	D.10	at Idaho	61-59
W	D.16	Lewis and Clark	85-59
W	D.21	Warner Pacific	84-75
W	D.27	at Oregon	54-52
W	D.30	Idaho	81-48
L	J.5	at Sacramento State*	60-76
L	J.7	at Northern Arizona*	77-86
L	J.14	Eastern Washington*	60-79
W	J.19	Weber State*	73-59
L	J.21	Idaho State*	66-68
L	J.26	at Montana*	77-98
L	J.28	at Montana State*	68-69
L	F.2	Northern Arizona*	63-65
L	F.4	Sacramento State*	65-68
L	F.11	at Eastern Washington* (ot)	64-72
W	F.16	at Idaho State*	80-73
W	F.18	at Weber State*	77-66
W	F.23	Montana State*	82-59
W	F.25	Montana* (ot)	93-92
L	M.4	2 at Eastern Washington	75-81

* Big Sky Conference game
All home games played at Stott Center
1 - Iowa State Tournament
2 - Big Sky Tournament (Cheney, WA)
(#) - opponent national ranking

2006-07**Season Record: 19-13****Big Sky Record: 9-7****Coach: Ken Bone**

L	N.10	1 vs. Cal State Northridge	65-90
W	N.11	1 vs. Lehigh	94-90
L	N.12	1 at Oregon	68-116
W	N.18	at Arizona State	71-67
W	N.20	Evergreen State	95-76
W	N.27	Portland	69-53
L	N.30	at Gonzaga (#22)	51-69
W	D.2	Utah Valley State	71-69
W	D.7	Pacific Lutheran	107-57
W	D.10	at San Jose State	72-63
L	D.16	at Washington (#17)	73-105
W	D.19	UC Davis	93-61
W	D.21	Howard	78-49
L	D.28	Montana*	74-80
W	D.30	Montana State*	79-65
L	J.4	at Northern Arizona*	78-85
W	J.6	at Northern Colorado*	79-66
L	J.10	at Weber State*	65-75
L	J.13	Eastern Washington*	70-88
W	J.18	Northern Colorado*	86-71
W	J.20	Northern Arizona*	83-78
L	J.26	at Sacramento State*	93-97
W	J.27	at Idaho State*	67-65
W	F.1	at Montana*	70-68
L	F.3	at Montana State*	71-79
L	F.8	Weber State*	62-64
W	F.10	at Eastern Washington*	92-86
L	F.17	at Cal Poly	87-92
W	F.22	Sacramento State*	100-73
W	F.24	Idaho State*	70-63
W	M.3	2 Montana State*	96-71
L	M.6	3 at Weber State	74-77

* Big Sky Conference game
All home games played at Stott Center
1 - Oregon Basketball Travelers Classic
2 - Big Sky Tournament (Portland, OR)
3 - Big Sky Tournament (Ogden, UT)
(#) - opponent national ranking

2007-08**Season Record: 23-10****Big Sky Record: 14-2****Big Sky Conference Champions****Big Sky Conference Tournament Champions
NCAA Tournament (16-seed)****Coach: Ken Bone**

L	N.9	at UCLA (#2)	48-69
W	N.16	1 vs. IUPUI	75-73
W	N.17	1 vs. Akron	66-63
L	N.18	1 vs. Colorado State	63-64
W	N.20	Linfield	93-50
L	N.24	at UC Davis	68-76
W	N.28	at Portland	78-73
W	D.1	at Utah Valley (ot)	60-53
W	D.5	Lewis and Clark - R	61-60
L	D.8	at Washington State (#8)	60-72
W	D.12	Cal Poly	74-66
L	D.18	at Washington	65-84
L	D.22	at Eastern Washington*	57-58
L	D.28	San Jose State (ot)	73-76
W	J.3	Sacramento State*	83-58
W	J.5	Northern Arizona*	80-66
L	J.10	at Weber State*	68-73
W	J.13	at Idaho State*	71-61
W	J.19	Northern Colorado* (ot)	88-79
W	J.31	Montana*	70-68
W	F.2	Montana State*	96-85
W	F.7	at Northern Arizona*	71-68
W	F.9	at Sacramento State*	79-56
W	F.14	Idaho State*	81-58
W	F.16	Weber State*	76-73
W	F.20	at Northern Colorado*	88-79
L	F.23	at Cal State Fullerton	69-85
W	F.28	at Montana State*	96-68
W	M.1	at Montana*	108-56
W	M.4	Eastern Washington*	76-74
W	M.11	2 Idaho State - R	72-61
W	M.12	2 Northern Arizona - R	67-51
L	M.20	3 Kansas (#5)	61-85

* Big Sky Conference game
R- home game at Rose Garden, all other home games at Stott Center
1 - Top of the World Classic (Fairbanks, AK)

2 - Big Sky Tournament (Portland, OR)

3 - NCAA Tournament First Round (Omaha, NE)

(#)- opponent national ranking

2008-09**Season Record: 23-10****Big Sky Record: 11-5****Big Sky Conference Tournament Champions
NCAA Tournament (13-seed)****Coach: Ken Bone**

W	N.15	at Rice	78-74
W	N.18	Portland	81-76
W	N.23	Cal State Fullerton	76-75
W	N.26	1 vs. Northern Illinois	79-58
L	N.28	1 vs. Hampton (ot)	71-77
W	N.29	1 vs. Seattle	81-67
W	D.6	Seattle	73-68
W	D.9	Lewis and Clark	77-66
L	D.14	at Washington	83-84
L	D.17	at Cal Poly	62-65
W	D.20	Montana*	72-45
W	D.23	at Gonzaga (#7)	77-70
W	D.27	at Texas Southern	63-55
L	D.29	at Baylor (#19)	66-79
W	J.2	at Sacramento State*	79-67
W	J.4	at Northern Arizona* (4ot)	92-91
L	J.8	Weber State*	66-80
W	J.10	Idaho State*	85-58
W	J.18	at Northern Colorado*	57-43
W	J.24	Eastern Washington*	83-61
L	J.29	at Montana*	65-72
L	F.1	at Montana State*	82-85
W	F.5	Northern Arizona*	78-66
W	F.8	Sacramento State*	59-42
L	F.12	at Idaho State*	69-78
L	F.14	at Weber State*	68-78
W	F.19	Northern Colorado*	77-74
W	F.21	Boise State	93-81
W	F.25	Montana State*	64-58
W	F.28	at Eastern Washington* (ot)	66-62
W	M.10	2 vs. Idaho State	61-53
W	M.11	2 vs. Montana State	79-77
L	M.20	3 vs. Xavier (#20)	59-77

* Big Sky Conference game

2008-09 Portland State Vikings: Big Sky Conference Tournament Champions, NCAA Tournament • 23-10, 11-5



Front row, left to right: Wendell Wright, Andre Murray, Mickey Polis, Dominic Waters, Jeremiah Dominguez, Dane Johnson, Tyrell Mara. Back row, left to right: Athletic Trainer Jim Wallis, Assistant Coach Curtis Allen, Associate Head Coach Tyler Geving, Julius Thomas, Jamie Jones, Phil Nelson, Donatas Visockis, Kyle Coston, Louis Lee, Paul Guede, Head Coach Ken Bone, Assistant Coach Eric Harper, Director of Basketball Operations Wendell Raiford. Not pictured: Austonn Lazoff.

All home games played at Stott Center
 1 - Great Alaska Shootout (Anchorage, AK)
 2 - Big Sky Tournament (Ogden, UT)
 3 - NCAA Tournament First Round (Boise, ID)
 (#) - opponent national ranking

2009-10**Season Record: 13-19****Big Sky Record: 7-9****Coach: Tyler Geving**

L	N.13	1 Belmont	67-74
L	N.14	1 Wright State	70-75
L	N.15	1 at Washington (#14)	55-111
W	N.21	Cal Poly	92-83
L	N.29	at Stanford	64-83
W	D.2	at Portland (#25)	86-82
W	D.5	Eastern Washington*	98-75
W	D.9	Linfield	85-52
W	D.13	at Pepperdine	93-81
L	D.15	at Saint Mary's	80-101
L	D.19	2 at Washington State	69-93
L	D.21	at Boise State	62-69
W	D.29	Willamette	97-90
W	J.2	Sacramento State*	94-66
L	J.8	at Montana State*	71-77
L	J.9	at Montana*	58-90
W	J.15	Northern Colorado*	85-69
L	J.17	Northern Arizona*	86-93
L	J.22	at Weber State*	83-86
L	J.23	at Idaho State* (ot)	80-88
W	J.30	at Eastern Washington*	85-77
W	F.5	at Sacramento State*	76-62
L	F.7	Seattle	77-80
L	F.12	Montana*	76-81
L	F.13	Montana State*	71-79
L	F.18	at Northern Arizona* (2ot)	85-86
L	F.20	at Northern Colorado*	61-64
W	F.26	Idaho State*	98-63
W	F.28	Weber State*	84-69
L	M.2	at Seattle	80-93
W	M.6	3 at Montana State	68-65
L	M.9	4 at Weber State	60-69

* Big Sky Conference game

All home games played at Stott Center

1 - AIA Basketball Classic (Seattle, WA)

2 - Toyota Center, Kennewick, WA

3 - Big Sky Quarterfinal (Bozeman, MT)

4 - Big Sky Semifinal (Ogden, UT)

(#)- opponent national ranking

2010-11**Season Record: 14-16****Big Sky Record: 5-11****Coach: Tyler Geving**

W	N.12	Pepperdine	83-81
L	N.19	1 at SMU	53-69
W	N.20	1 vs. Lamar	102-98
W	N.21	1 vs. UC Riverside	69-58
W	D.1	Seattle	83-76
L	D.5	at Oregon	49-68
W	D.9	George Fox	92-58
W	D.12	Cal State Fullerton	93-89
L	D.15	at Cal State Bakersfield	77-92
L	D.18	Portland	67-78
L	D.20	at Nevada	73-79
W	D.23	Utah Valley	73-53
L	D.29	Northern Colorado*	66-79
W	J.2	at Idaho State*	79-72
W	J.8	Eastern Washington*	74-58
L	J.13	at Montana State*	65-74
L	J.15	at Montana*	70-77
W	J.20	Weber State*	71-69
L	J.22	Northern Arizona*	59-71
L	J.27	at Eastern Washington*	51-65
W	J.29	Sacramento State*	86-80
L	F.3	at Sacramento State*	55-63
L	F.5	at Northern Colorado*	72-85
L	F.10	Idaho State*	79-84
L	F.16	at Weber State*	58-80
W	F.19	Loyola Marymount	84-75
L	F.24	Montana*	84-85
W	F.26	Montana State*	69-64
L	M.2	at Northern Arizona*	52-79
W	M.10	at Seattle	81-71

* Big Sky Conference game

All home games played at Stott Center

1 - SMU Invitational

2011-12**Season Record: 17-15****Big Sky Record: 10-6****Coach: Tyler Geving**

L	N.11	at Denver	61-69
W	N.15	Seattle	66-65
W	N.21	Linfield	101-64
L	N.25	1 at Wyoming	51-65
W	N.26	1 vs. Louisiana Tech	66-48
W	N.27	1 vs. MD-Eastern Shore	79-69
W	D.3	Walla Walla	102-47
L	D.10	at Utah Valley	87-93
L	D.12	at Oregon	70-79
W	D.15	CSU Bakersfield	91-87
L	D.18	at Oregon State	68-101
L	D.22	at Cal State Fullerton	86-92
L	D.28	at Montana*	64-75
L	D.30	at Montana State*	73-86
W	J.5	Northern Arizona*	82-62
L	J.7	Weber State*	81-88
W	J.12	at Northern Colorado*	86-75
W	J.16	Idaho State*	80-68
W	J.21	at Eastern Washington* (ot)	78-76
L	J.26	Montana State*	65-70
L	J.29	Montana*	67-69
L	F.2	at Weber State*	79-92
W	F.4	at Northern Arizona*	76-65
W	F.9	at Idaho State*	67-54
W	F.15	Sacramento State*	85-67
L	F.18	at Idaho	68-77
W	F.23	at Sacramento State*	94-88
W	F.25	Eastern Washington*	69-64
W	F.28	Northern Colorado*	75-74
W	M.3	2 Montana State	75-53
L	M.6	3 vs. Weber State	63-69
L	M.10	at Seattle	83-94

* Big Sky Conference game

All home games played at Stott Center

1 - Wyoming Jim Thorpe Classic

2 - Big Sky Quarterfinal (Portland)

3 - Big Sky Semifinal (Missoula, MT)

2012-13**Season Record: 8-20****Big Sky Record: 5-15****Coach: Tyler Geving**

W	N.9	Pacific (OR)	77-58
L	N.12	at Oregon	69-80
L	N.21	at Portland	60-81
L	N.25	at Oklahoma State (#20)	58-81
L	D.1	at Loyola Marymount	56-66
L	D.12	Oregon State	74-79
W	D.15	George Fox	85-74
W	D.20	Idaho State*	63-49
L	D.22	Weber State* (ot)	69-73
L	J.3	at Montana State*	59-62
L	J.5	at Montana*	55-62
W	J.10	Sacramento State*	87-69
W	J.12	Northern Arizona*	79-74
L	J.17	at Northern Colorado*	50-67
L	J.19	at North Dakota*	76-85
L	J.24	at Southern Utah*	63-76
L	J.28	at Eastern Washington*	65-76
L	J.31	Montana*	68-81
L	F.2	Montana State*	64-70
L	F.7	at Northern Arizona*	72-79
L	F.9	at Sacramento State*	71-77
W	F.14	Southern Utah*	90-69
W	F.18	Eastern Washington*	89-80
W	F.23	UC Riverside	66-58
L	F.28	North Dakota*	66-74
L	M.2	Northern Colorado*	75-85
L	M.7	at Weber State*	52-80
L	M.9	at Idaho State*	71-72

* Big Sky Conference game

All home games played at Stott Center

(#)- opponent national ranking

2013-14**Season Record: 17-15****Big Sky Record: 11-9****Coach: Tyler Geving**

L	N.8	at UNLV.....	48-67
W	N.13	Pacific Lutheran.....	79-43
W	N.22	1 Loyola Chicago.....	67-63
W	N.23	1 SIU Edwardsville.....	77-74
W	N.24	1 UC Davis.....	79-63
L	N.29	at Boise State.....	60-76
L	D.7	Portland.....	76-92
L	D.14	Idaho.....	75-76
W	D.23	Evergreen State.....	98-65
L	J.2	at Idaho State*.....	76-87
L	J.4	at Weber State*.....	62-79

L	J.9	Montana State*.....	76-79
W	J.11	Montana* (3ot).....	81-78
W	J.16	at Sacramento State* (ot).....	68-64
L	J.18	at Northern Arizona*.....	56-77
W	J.25	Southern Utah*.....	67-64
W	J.27	Eastern Washington*.....	92-83
W	J.30	Northern Colorado*.....	80-57
W	F.1	North Dakota*.....	70-68
L	F.6	at Montana* (ot).....	76-82
L	F.8	at Montana State*.....	64-69
L	F.13	Northern Arizona*.....	63-65
L	F.15	Sacramento State*.....	65-72
W	F.20	at Southern Utah*.....	86-79
W	F.24	at Eastern Washington*.....	87-76
L	F.27	at North Dakota*.....	73-83

W	M.1	at Northern Colorado*.....	77-68
W	M.6	Weber State*.....	66-59
W	M.8	Idaho State* (ot).....	78-74
W	M.13	2 vs. Montana.....	70-63
L	M.14	2 vs. North Dakota.....	63-79
L	M.18	3 at San Diego.....	65-87

* Big Sky Conference game
All home games played at Stott Center
1 Portland State Tournament
2 Big Sky Tournament, Ogden, UT
3 CollegeInsider.com Tournament

THE VIKINGS ON TELEVISION
All-Time (17-40) • Home (9-7) • Road (8-33)
(Games televised in Portland area or on PSU television network)
1996-97

2-21-97 at Missoula, MT FSN Montana 68, PSU 57

1997-98

2-27-98 at Cheney, WA FSN Eastern Washington 93, PSU 86

1998-99

2-12-99 at Pocatello, ID FSN PSU 78, Idaho State 76
2-27-99 at Bozeman, MT FSN Montana State 94, PSU 86
3-5-99 at Ogden, UT FSN Northern Arizona 73, PSU 56*

1999-2000

12-28-99 at Berkeley, CA KWBP Penn 84, PSU 74 (Golden Bear Classic)
1-7-00 at Ogden, UT FSN Weber State 80, PSU 65
1-27-00 at Missoula, MT ATT Montana 78, PSU 76

2000-01

1-12-01 at Cheney, WA FSN Eastern Washington 81, PSU 72
1-26-01 at Portland, OR FSN PSU 81, Sacramento State 77

2001-02

12-8-01 at Portland, OR ASCN PSU 77, Portland 75 (ot)
12-12-01 at Portland, OR ASCN Oregon State 51, PSU 46
1-11-02 at Portland, OR ASCN Montana State 74, PSU 68
2-16-02 at Portland, OR ASCN Eastern Washington 78, PSU 62
2-22-02 at Portland, OR ASCN PSU 83, Weber State 77

2002-03

1-15-03 at Portland, OR OSN Oregon 69, PSU 63

2003-04

12-2-03 at Eugene, OR OSN Oregon 62, PSU 55

2004-05

11-19-04 at Spokane, WA FSN #25 Gonzaga 98, PSU 80

2005-06

11-30-06 at Spokane, WA FSN #6 Gonzaga 89, PSU 80

2006-07

11-12-06 at Eugene, OR OSN Oregon 116, PSU 68
11-30-06 at Spokane, WA FSN #22 Gonzaga 69, PSU 51
12-16-06 at Seattle, WA FSN #17 Washington 105, PSU 73

2007-08

12-18-07 at Seattle, WA FSN Washington 84, PSU 65
1-13-08 at Pocatello, ID CSN PSU 71, Idaho State 61
1-31-08 at Portland, OR CSN PSU 70, Montana 68

3-11-08 at Portland, OR CSN PSU 72, Idaho State 61*
3-12-08 at Portland, OR ESPN2 PSU 67, Northern Arizona 51*
3-20-08 at Omaha, NE CBS Kansas 85, PSU 61#

2008-09

11-28-08 at Anchorage, AK FSN/CSN Hampton 77, PSU 71 (ot)
12-14-08 at Seattle, WA FSN Washington 84, PSU 83
12-23-08 at Spokane, WA FSN PSU 77, #7 Gonzaga 70
1-4-09 at Flagstaff, AZ CSN PSU 92, Northern Arizona 91 (4ot)
1-18-09 at Greeley, CO CSN PSU 57, Northern Colorado 43
2-1-09 at Bozeman, MT CSN Montana State 85, PSU 82
2-8-09 at Portland, OR CSN PSU 59, Sacramento State 42
2-21-09 at Portland, OR ESPNU PSU 93, Boise State 81
3-10-09 at Ogden, UT CSN PSU 61, Idaho State 53*
3-11-09 at Ogden, UT CSN PSU 79, Montana State 77*
3-20-09 at Boise, ID CBS #20 Xavier 77, PSU 59#

2009-10

11-15-09 at Seattle, WA FSN #14 Washington 111, PSU 55
12-19-09 at Kennewick, WA FSN Washington State 93, PSU 69
1-17-10 at Portland, OR CSN Northern Arizona 93, PSU 86
2-28-10 at Portland, OR CSN PSU 84, Weber State 79
3-2-10 at Seattle, WA FSN Seattle 93, PSU 80
3-9-10 at Ogden, UT CSN Weber State 69, PSU 60

2010-11

12-5-10 at Eugene, OR FSN Oregon 68, PSU 49
1-2-11 at Pocatello, ID CSN PSU 79, Idaho State 72
3-2-11 at Flagstaff, AZ FSN Northern Arizona 79, PSU 52

2011-12

11-11-11 at Denver, CO Root Denver 69, Portland State 61
12-12-11 at Eugene, OR CSN Oregon 79, Portland State 70
12-18-11 at Corvallis, OR Root Oregon State 101, Portland State 68
1-29-12 at Portland, OR CSN Montana 69, Portland State 67
3-6-12 at Missoula, MT CSN Weber State 69, Portland State 63*

2012-13

11-12-12 at Eugene, OR Pac-12 Oregon 80, Portland State 69
12-12-12 at Portland, OR CSNNW Oregon State 79, Portland State 74
2-7-13 at Flagstaff, AZ Fox AZ Northern Arizona 79, Portland State 72

2013-14

1-18-14 at Flagstaff, AZ Fox AZ Northern Arizona 77, Portland State 56

* Big Sky Tournament game • # NCAA Tournament game
ASCN - Action Sports Cable Network • FSN - Fox Sports Net
CSN - Comcast Sports Net • OSN - Oregon Sports Network

VIKINGS vs. NATIONALLY-RANKED OPPONENTS

(Big Sky era, no record available prior to that)

1997-98

#2 @ Duke 89, Portland State 39

2001-02

#13 @ Stanford 87, Portland State 63

2002-03

#22 Oregon 69, @ Portland State 63

2004-05

#25 @ Gonzaga 98, Portland State 80

2005-06

#23 @ Iowa State 72, Portland State 64
#6 @ Gonzaga 89, Portland State 80

2006-07

#22 @ Gonzaga 69, Portland State 51
#17 @ Washington 105, Portland State 73

2007-08

#2 @ UCLA 69, Portland State 48
#8 @ Washington State 72, Portland State 60
#5 Kansas 85, Portland State 61 @ Omaha, NE
(NCAA Tournament)

2008-09

Portland State 77, #7 @ Gonzaga 70
#19 @ Baylor 79, Portland State 66
#20 Xavier 77, Portland State 59 @ Boise, ID
(NCAA Tournament)

2009-10

#14 @ Washington 111, Portland State 55
Portland State 86, #25 @ Portland 82

2012-13

#20 Oklahoma State 81, Portland State 58

All-Time Record: 2-15

ALL-TIME SERIES RECORDS

AIR FORCE**PSU leads 4-2**

1975-76	A	W	67	64
1976-77	H	W	72	65
1979-80	H	L	68	72
1980-81	A	L	49	76
1998-99-M	H	W	88	79
1999-00	A	W	72	71

AKRON**PSU leads 1-0**

2007-08	N	W	66	63
---------------	---	---	----	----

ALASKA-ANCHORAGE**PSU leads 16-2**

1966-67	H	W	83	77
1966-67	H	W	88	77
1967-68	A	W	79	78
1967-68	A	W	68	67
1968-69	H	W	93	67
1968-69	H	W	106	81
1969-70	A	W	83	80
1969-70	A	W	121	81
1970-71	H	W	125	82
1970-71	H	W	112	72
1971-72	A	W	89	81
1971-72	A	W	89	71
1972-73	H	W	102	94
1973-74	A	W	88	79
1973-74	A	W	89	79
1979-80	A	W	84	78
1979-80	A	L	96	101
1980-81	H	L	65	78

ALMA**PSU leads 1-0**

1966-67	N	W	84	74
---------------	---	---	----	----

ARIZONA**Arizona leads 1-0**

1975-76	A	L	94	114
---------------	---	---	----	-----

ARIZONA STATE**Arizona State leads 3-2**

1976-77	A	L	92	115
1997-98	A	L	66	83
1999-00	A	L	57	79
2001-02 (ot)	A	W	79	69
2006-07	A	W	71	67

ARKANSAS**Arkansas leads 1-0**

2005-06	A	L	69	107
---------------	---	---	----	-----

ARKANSAS-LITTLE ROCK**Arkansas-Little Rock leads 3-0**

1979-80	H	L	81	84
1980-81	A	L	65	84
2002-03	N	L	41	48

BAYLOR**Baylor leads 1-0**

2008-09	A	L	66	79
---------------	---	---	----	----

BELMONT**Belmont leads 1-0**

2009-10	N	L	67	74
---------------	---	---	----	----

BETHUNE-COOKMAN**PSU leads 2-0**

2004-05	H	W	80	60
2005-06	A	W	79	62

BIOLA**PSU leads 1-0**

1974-75	H	W	98	78
---------------	---	---	----	----

BOISE STATE**Boise State leads 14-10**

1968-69	H	L	82	85
1968-69	A	L	75	92
1970-71	H	W	98	77
1970-71	A	L	96	118
1971-72	H	W	115	100
1971-72	A	W	94	91
1972-73	A	L	61	70
1972-73	H	W	80	65
1973-74	A	L	78	85
1973-74	H	W	82	56
1974-75	H	W	106	73
1974-75 (ot)	A	L	101	102
1979-80	N	W	93	67
1979-80	A	L	62	75
1980-81	H	W	71	65
1980-81	A	L	74	76
2000-01	H	L	66	81
2001-02	A	W	60	53
2002-03	A	L	51	59
2003-04 (ot)	A	L	74	75
2004-05	A	L	51	63
2008-09	H	W	93	81
2009-10	A	L	62	69
2013-14	A	L	60	76

BOSTON U.**PSU leads 1-0**

1999-00	N	W	62	58
---------------	---	---	----	----

BRADLEY**Bradley leads 1-0**

1979-80	A	L	65	90
---------------	---	---	----	----

BRIGHAM YOUNG**Brigham Young leads 1-0**

1978-79	A	L	82	111
---------------	---	---	----	-----

BRITISH COLUMBIA***PSU leads 12-4**

1963-64.....	L	42	57
1966-67.....A	W	81	69
1966-67.....A	W	93	71
1966-67.....H	W	101	80
1967-68.....H	W	100	79
1967-68.....H	W	103	76
1967-68.....A	W	83	79
1968-69.....A	L	102	117
1968-69.....H	W	130	92
1969-70.....H	W	111	88
1969-70.....H	W	78	76
1970-71.....A	L	92	94
1970-71.....A	L	86	87
1970-71.....H	W	120	71
1971-72.....H	W	94	60
1971-72.....H	W	104	64

CALIFORNIA**California leads 1-0**

1997-98	A	L	61	74
---------------	---	---	----	----

UC DAVIS**PSU leads 4-2**

1966-67	N#	L	61	81
1970-71	A	W	89	73
1971-72	H	W	94	60
2006-07	H	W	93	61
2007-08	A	L	68	76
2013-14	H	W	79	63

UC IRVINE**UC-Irvine leads 3-2**

1973-74	H	W	68	64
1975-76	A	W	87	72
1978-79	A	L	51	63
1979-80	H	L	56	69
1980-81	A	L	64	90

UCLA**UCLA leads 1-0**

2007-08	A	L	48	69
---------------	---	---	----	----

UC RIVERSIDE**PSU leads 3-1**

1972-73	A	L	66	67
1975-76	H	W	80	75
2010-11	N	W	69	58
2012-13	H	W	66	58

UC SANTA BARBARA**UC-Santa Barbara leads 1-0**

1980-81	A	L	79	90
---------------	---	---	----	----

CAL POLY**PSU leads 5-3**

1998-99-M	H	W	103	64
1999-00	A	W	81	69
2001-02	A	L	79	100
2004-05	H	W	80	63
2006-07	A	L	87	92
2007-08	H	W	74	66
2008-09	A	L	62	65
2009-10	H	W	92	83

CAL POLY POMONA**PSU leads 1-0**

1967-68	H	W	108	63
---------------	---	---	-----	----

CAL STATE BAKERSFIELD**Series tied 1-1**

2010-11	A	L	77	92
2011-12	H	W	91	87

CAL STATE FULLERTON**Cal State Fullerton leads 5-3**

1977-78	H	L	62	80
1978-79	A	L	92	109
1979-80	A	L	81	86
1980-81	H	W	60	48
2007-08	A	L	69	85
2008-09	H	W	76	75
2010-11	H	W	93	89
2011-12	A	L	86	92

CAL STATE HAYWARD**PSU leads 1-0**

1969-70	H	W	102	91
---------------	---	---	-----	----

CAL STATE LOS ANGELES**Cal State Los Angeles leads 4-2**

1966-67	H	L	81	100
1967-68 (3ot)	H	L	92	95
1971-72	H	L	83	104
1972-73	H	W	93	75
1974-75	A	L	73	74
1976-77	H	W	94	80

CAL STATE NORTHRIDGE**Cal State Northridge leads 9-4**

1996-97	A	L	62	78
1996-97-R	H	L	76	80
1997-98	H	W	83	75
1997-98	A	L	63	81
1998-99 (2ot)	A	W	93	90
1998-99-R	H	L	79	88
1999-00	H	W	76	62
1999-00	A	L	78	79
2000-01	A	L	83	103
2000-01	H	L	75	81
2002-03	H	W	69	65
2003-04	A	L	63	79
2006-07	N	L	65	90

CALIFORNIA WESTERN**California Western leads 1-0**

1966-67	N	L	78	81
---------------	---	---	----	----

CARROLL**PSU leads 1-0**

1975-76	N	W	124	87
---------------	---	---	-----	----

CASCADE¹**PSU leads 2-0**

1965-66	H	W	95	72
1965-66	A	W	103	84

CASCADE¹**PSU leads 2-1**

1997-98	H	W	92	41
1998-99	H	W	101	34
2002-03	H	L	66	71

CENTENARY**Series tied 1-1**

1978-79	A	W	90	83
1980-81	A	L	70	88

CENTRAL WASHINGTON**Series tied 11-11**

1958-59.....	L	66	79
1958-59.....	W	42	39
1959-60.....	W	55	42
1959-60 (ot)	L	56	60
1960-61.....	W	47	42
1960-61.....	W	48	42
1961-62.....	W	59	51
1965-66.....A	L	77	88
1965-66.....N	L	72	81
1966-67.....H	W	79	74
1967-68.....H	W	73	68
1967-68.....A	W	80	68
1968-69.....A	L	74	76
1968-69.....H	L	79	92
1969-70.....H	L	69	70
1969-70.....A	L	67	80
1970-71.....H	L	93	94
1970-71.....A	W	99	91
1971-72.....H	W	99	83
1971-72.....A	L	85	87
1972-73.....A	L	79	86
1972-73.....H	W	71	52

CHAPMAN**PSU leads 2-0**

1965-66	H	W	87	47
1967-68	H	W	93	77

CHICO STATE**PSU leads 1-0**

1967-68	H	W	68	60
---------------	---	---	----	----

CHICAGO STATE**PSU leads 1-0**

1972-73	H	W	101	96
---------------	---	---	-----	----

COLORADO STATE**Colorado State leads 5-0**

1975-76

EASTERN WASHINGTON**PSU leads 23-19**

1965-66.....N	L	55	57
1970-71.....H	W	100	88
1970-71.....A	W	104	101
1977-78.....H	W	86	64
1996-97-R.....H	W	71	67
1996-97.....A	W	73	58
1997-98.....H	W	72	59
1997-98.....A	L	86	93
1998-99-M.....H	W	76	69
1998-99.....A	L	87	96
1998-99 %.....N	W	80	74
1999-00.....A	L	61	91
1999-00.....H	L	66	70
2000-01.....A	L	72	81
2000-01.....H	W	73	62
2001-02.....A	L	79	88
2001-02.....H	L	62	78
2002-03.....A	L	51	75
2002-03.....H	L	58	72
2003-04.....H	L	63	71
2003-04.....A	L	60	65
2004-05.....A	W	70	59
2004-05.....H	W	71	70
2005-06.....H	L	70	89
2005-06 (ot).....A	L	64	72
2005-06 %.....A	L	75	81
2006-07.....H	L	70	88
2006-07.....A	W	92	86
2007-08.....A	L	57	58
2007-08.....H	W	76	74
2008-09.....H	W	83	61
2008-09 (ot).....A	W	66	62
2009-10.....H	W	98	75
2009-10.....A	W	85	77
2010-11.....H	W	74	58
2010-11.....A	L	51	65
2011-12 (ot).....A	W	78	76
2011-12.....H	W	69	64
2012-13.....A	L	65	76
2012-13.....H	W	89	80
2013-14.....H	W	92	83
2013-14.....A	W	87	76

EVERGREEN STATE**PSU leads 3-0**

2004-05.....H	W	70	53
2006-07.....H	W	95	76
2013-14.....H	W	98	65

FRESNO PACIFIC**PSU leads 1-0**

1974-75.....H	W	112	63
---------------	---	-----	----

FRESNO STATE**Fresno State leads 4-0**

1967-68.....A	L	73	89
1973-74.....N	L	71	104
1977-78.....H	L	75	80
1980-81.....A	L	65	96

GEORGE FOX**PSU leads 5-0**

1947-48.....	W	84	59
1947-48.....	W	95	54
1977-78.....H	W	124	81
2010-11.....H	W	92	58
2012-13.....H	W	85	74

GONZAGA**Gonzaga leads 19-7**

1956-57.....A	L	63	75
1964-65.....A	L	53	71
1965-66.....A	L	45	80
1965-66.....H	L	81	84
1966-67.....A	L	83	101
1966-67.....H	W	91	80
1967-68.....A	L	67	68
1968-69.....H	W	103	78
1969-70.....A	L	59	83
1970-71.....H	W	92	82
1971-72.....A	W	79	72
1972-73.....H	L	64	69

1973-74.....A	W	71	63
1974-75 (ot).....H	L	87	91
1976-77.....N	W	74	59
1977-78.....A	L	52	68
1978-79.....A	L	72	92
1978-79.....A	L	79	93
1979-80.....A	L	80	92
1980-81.....H	L	60	68
2001-02.....A	L	58	93
2002-03-M.....H	L	49	87
2004-05.....A	L	80	98
2005-06.....A	L	80	89
2006-07.....A	L	51	69
2008-09.....A	W	77	70

GRAMBLING STATE**Grambling leads 2-0**

1976-77.....H	L	74	75
1978-79.....A	L	75	82

GREAT FALLS**PSU leads 5-2**

1968-69.....N	W	99	91
1971-72.....A	L	104	109
1971-72.....H	W	116	93
1972-73.....H	W	91	80
1973-74.....A	L	71	80
1974-75.....H	W	88	73
1978-79.....H	W	96	63

HAMPTON**Hampton leads 1-0**

2008-09 (ot).....N	L	71	77
--------------------	---	----	----

HAWAII**Hawaii leads 5-1**

1967-68.....H	W	90	73
1969-70.....A	L	79	82
1969-70.....H	L	79	94
1973-74.....A	L	64	70
1973-74.....A	L	53	64
1978-79.....A	L	85	99

HAWAII-HILO**PSU leads 1-0**

1973-74.....A	W	96	88
---------------	---	----	----

HOUSTON**Houston leads 1-0**

1998-99.....N	L	67	79
---------------	---	----	----

HOWARD**PSU leads 3-0**

2004-05.....A	W	58	53
2005-06.....N	W	81	53
2006-07.....H	W	78	49

HUMBOLDT STATE**PSU leads 9-0**

1958-59.....	W	45	41
1967-68 (ot).....H	W	114	106
1968-69.....H	W	112	86
1969-70.....H	W	79	73
1970-71.....H	W	114	87
1971-72.....H	W	89	79
1971-72.....H	W	82	78
1972-73.....H	W	83	71
1974-75.....H	W	93	64

IDAHO**Series is tied 10-10**

1965-66.....H	L	83	107
1965-66.....A	L	67	98
1968-69.....A	L	55	68
1969-70.....H	L	86	98
1970-71.....A	L	81	85
1971-72.....H	W	90	67
1972-73.....A	L	72	99
1973-74.....H	W	75	70
1974-75.....A	W	80	75
1974-75.....H	W	110	84
1975-76.....H	W	100	77
1976-77.....A	L	81	93

WINNING AND LOSING STREAKS

Longest Winning Streak.....	12	1954-55
Longest NCAA I Winning Streak.....	9	1-13-08 to 2-20-08
Longest Home Winning Streak.....	21	1-3-98 to 2-18-99
Longest Road Winning Streak.....	4	1-13-08 to 2-20-08
Longest Losing Streak.....	13	12-2-65 to 1-20-66
Longest Road Losing Streak.....	21	3-7-02 to 12-22-03
Longest Road Winning Streak.....	5	1-21-54 to 2-19-54
Longest Big Sky Winning Streak.....	17	1-13-08 to 1-4-09 (includes tourney)
Longest Big Sky Home Winning Streak.....	15	1-3-98 to 2-18-99
Longest Big Sky Road Winning Streak.....	9	1-13-08 to 1-18-09
Longest Big Sky Losing Streak.....	8	1-25-03 to 2-22-03; 1-17-13 to 2-9-13
Longest Big Sky Home Losing Streak.....	3	3-3-01 to 1-12-02; 2-6-03 to 2-22-03; 1-24-04 to 1-31-04; 1-21-06 to 2-4-06
Longest Big Sky Road Losing Streak.....	13	1-27-00 to 2-24-01

All winning streaks listed since Portland State became a NCAA program in 1965.

1977-78.....A	W	66	61
1977-78.....H	W	51	39
1978-79.....H	W	82	73
1978-79.....A	L	79	97
2005-06.....A	W	61	59
2005-06.....H	W	81	48
2011-12.....A	L	68	77
2013-14.....H	L	75	76

IDAHO STATE**PSU leads 28-17**

1964-65.....A	L	66	74
1965-66.....A	L	80	98
1965-66.....H	W	101	89
1966-67.....H	W	118	112
1968-69.....A	L	84	89
1969-70.....H	W	103	91
1972-73.....H	W	92	84
1973-74.....A	L	77	112
1996-97.....H	L	58	71
1996-97.....A	L	60	79
1997-98.....A	W	70	55
1997-98.....H	W	98	76
1998-99-M.....H	W	90	69
1998-99.....A	W	78	76
1999-00.....A	W	84	70
1999-00.....H	W	87	64
2000-01 (ot).....H	W	87	83
2000-01.....A	L	77	78
2001-02.....A	W	87	77
2001-02.....H	W	91	78
2002-03.....A	L	57	58
2002-03.....H	W	77	69
2003-04.....H	L	71	80
2003-04.....A	L	72	82
2004-05.....A	L	69	72
2004-05.....H	W	79	58
2005-06.....H	L	66	68
2005-06.....A	W	80	73
2006-07.....A	W	67	65
2006-07.....H	W	70	63
2007-08.....A	W	71	61
2007-08.....H	W	81	58
2007-08-R%.....H	W	72	61
2008-09.....H	W	85	58
2008-09.....A	L	69	78
2008-09%.....N	W	61	53
2009-10 (ot).....A	L	80	88
2009-10.....H	W	98	63
2010-11.....A	W	79	72
2010-11.....H	L	79	84
2011-12.....H	W	80	68
2011-12.....A	W	67	54
2012-13.....H	W	63	49
2012-13.....A	L	71	72
2013-14.....A	L	76	87
2013-14 (ot).....H	W	78	74

IUPUI**PSU leads 1-0**

2007-08.....N	W	77	73
---------------	---	----	----

IONA**IU leads 1-0**

2005-06.....N	L	75	81
---------------	---	----	----

IOWA STATE**ISU leads 1-0**

2005-06.....A	L	64	72
---------------	---	----	----

JACKSON STATE**PSU leads 2-0**

2003-04-M.....H	W	63	46
2004-05.....A	W	63	62

KANSAS**Kansas leads 1-0**

2007-08^.....N	L	61	85
----------------	---	----	----

KANSAS STATE**Kansas State leads 1-0**

1979-80.....A	L	57	72
---------------	---	----	----

KENTUCKY**Kentucky leads 1-0**

1977-78.....A	L	88	114
---------------	---	----	-----

LAMAR**Lamar leads 2-1**

1979-80.....H	L	84	141
1979-80.....A	L	78	99
2010-11.....N	W	102	98

LEHIGH**PSU leads 1-0**

2006-07.....N	W	94	90
---------------	---	----	----

LEWIS & CLARK**PSU leads 22-18**

1946-47.....H	L	43	48
1946-47.....N	L	28	69
1947-48.....H	L	53	68
1947-48.....A	L	57	68
1948-49.....A	L	53	69
1948-49.....N	L	58	59
1948-49.....W	W	60	59
1949-50.....A	W	52	50
1949-50.....N	L	50	76
1950-51.....N	W	74	62
1953-54.....H	L	62	78
1953-54.....A	L	87	109
1954-55.....A	W	88	75
1955-56.....A	W	62	56
1955-56.....H	W	66	55
1955-56.....A	W	76	74

1956-57.....	A	L	50	72
1956-57.....	H	W	56	46
1956-57.....	N	L	59	73
1957-58.....	A	W	80	78
1957-58.....	H	W	61	43
1957-58 (ot).....	N	W	79	74
1958-59.....		W	61	51
1958-59.....		W	55	51
1958-59.....		W	56	55
1959-60.....		L	51	61
1959-60.....		W	51	47
1960-61.....		L	66	74
1960-61.....		W	65	52
1960-61.....		W	77	65
1961-62.....		W	54	53
1961-62.....		L	41	50
1961-62.....		L	49	52
1961-62.....		W	56	50
1961-62.....		L	63	70
1963-64.....		L	40	89
1965-66.....	A	L	81	123
2005-06.....	H	W	85	59
2007-08-R.....	H	W	61	60
2008-09.....	H	W	77	66

LOUISIANA-LAFAYETTE**Series tied 1-1**

1978-79A	L	81	84
1979-80H	W	74	73

LOUISIANA-MONROE**Louisiana-Monroe leads 1-0**

1980-81A	L	69	92
---------	--------	---	----	----

LOUISIANA TECH**Series tied 1-1**

1980-81H	L	50	63
2011-12N	W	66	48

LOYOLA CHICAGO**PSU leads 1-0**

2013-14H	W	67	63
---------	--------	---	----	----

LOYOLA MARYMOUNT**PSU leads 3-2**

1997-98 (ot)A	L	84	88
2000-01A	W	66	62
2001-02H	W	90	78
2010-11H	W	84	75
2012-13A	L	56	66

MD-EASTERN SHORE**PSU leads 3-0**

2003-04A	W	80	61
2004-05H	W	89	44
2011-12N	W	79	69

MICHIGAN STATE**Michigan State leads 1-0**

1979-80A	L	54	88
---------	--------	---	----	----

MIDDLE TENNESSEE ST.**MTSU leads 2-0**

2004-05A	L	62	83
2005-06H	L	62	65

MISSISSIPPI**Mississippi leads 1-0**

1996-97A	L	54	56
---------	--------	---	----	----

MONTANA**Montana leads 32-22**

1965-66H	L	68	94
1965-66A	L	74	84
1966-67H	W	95	82
1966-67A	W	108	99
1968-69H	W	84	83
1969-70A	L	97	107
1970-71H	W	83	79
1971-72A	L	74	76
1972-73N	W	76	74
1973-74H	W	66	64
1973-74A	L	70	90
1974-75H	W	88	69
1975-76A	W	69	67
1977-78A	L	71	79
1978-79H	W	69	54
1979-80A	L	70	88
1980-81H	L	74	96
1996-97-RH	L	68	69
1996-97A	L	57	68
1997-98A	L	67	76
1997-98-RH	W	66	57
1998-99-RH	W	73	58
1998-99 (ot)A	L	81	87
1999-00A	L	76	78
1999-00-R (ot)H	L	79	88
2000-01A	L	58	79
2000-01H	W	67	60
2001-02H	L	88	99
2001-02A	L	66	80
2002-03A	L	49	61
2002-03H	L	49	67
2003-04H	W	89	78
2003-04A	W	59	57
2004-05H	W	89	77
2004-05A	L	65	79
2005-06A	L	77	98

2005-06 (ot)H	W	93	92
2006-07H	L	74	80
2006-07A	W	70	68
2007-08H	W	70	68
2007-08A	W	108	56
2008-09H	W	72	45
2008-09A	L	65	72
2009-10A	L	58	90
2009-10H	L	76	81
2010-11A	L	70	77
2010-11H	L	84	85
2011-12A	L	64	75
2011-12H	L	67	69
2012-13A	L	55	62
2012-13H	L	68	81
2013-14 (3ot)H	W	81	78
2013-14 (ot)A	L	76	82
2013-14 #N	W	70	63

MONTANA STATE**Montana State leads 31-19**

1957-58H	L	56	70
1964-65A	L	43	97
1966-67H	W	98	83
1966-67A	L	85	104
1967-68H	L	97	110
1968-69A	L	70	93
1973-74A	L	72	82
1974-75N	W	82	76
1975-76A	W	88	86
1978-79A	L	66	74
1996-97-RH	W	76	69
1996-97A	L	59	61
1997-98A	L	63	86
1997-98-R(3ot)H	W	101	100
1998-99-R (ot)H	W	76	75
1998-99A	L	86	94
1999-00A	L	73	91
1999-00-RH	W	84	67
2000-01A	L	75	82
2000-01-RH	L	63	72
2001-02H	L	68	74
2001-02A	L	82	94
2002-03A	L	48	52
2002-03H	L	56	60
2003-04H	L	54	61
2003-04A	L	56	64
2004-05H	W	68	51
2004-05 (ot)A	W	88	82
2005-06A	L	68	69
2005-06H	W	82	59
2006-07H	W	79	65
2006-07A	L	71	79
2006-07%H	W	96	71
2007-08H	W	96	85
2007-08A	W	96	68
2008-09A	L	82	85
2008-09H	W	64	58
2008-09%N	W	79	77
2009-10A	L	71	77
2009-10H	L	71	79
2009-10%A	W	68	65
2010-11A	L	65	74
2010-11H	W	69	64
2011-12A	L	73	86
2011-12H	L	65	70
2011-12%H	W	75	53
2012-13A	L	59	62
2012-13H	L	64	70
2013-14H	L	76	79
2013-14A	L	64	69

MONTANA TECH**PSU leads 1-0**

1976-77H	W	91	69
---------	--------	---	----	----

MT. VERNON (OH)**Mt. Vernon leads 1-0**

1950-51L	59	87
---------	--------	----	----

NEBRASKA**Nebraska leads 1-0**

1979-80A	L	52	74
---------	--------	---	----	----

NEVADA**PSU leads 4-3**

1970-71A	W	113	103
1971-72H	W	98	86
1972-73A	L	81	100
1973-74H	W	76	70
2000-01-MH	W	61	56
2001-02A	L	53	75
2010-11A	L	73	79

NEW HAMPSHIRE**PSU leads 1-0**

1998-99N	W	91	73
---------	--------	---	----	----

NEW MEXICO**New Mexico leads 3-0**

1975-76A	L	82	85
1976-77A	L	82	109
2002-03A	L	52	69

NEW ORLEANS**PSU leads 1-0**

1976-77A	W	96	61
---------	--------	---	----	----

NORTH DAKOTA**North Dakota leads 6-1**

1978-79I	L	61	69
1979-80A	L	56	59
2012-13A	L	76	85
2012-13H	L	66	74
2013-14H	W	70	68
2013-14A	L	73	83
2013-14 #N	L	63	79

NORTH TEXAS**Series tied 1-1**

1976-77A	W	91	90
1978-79A	L	78	102

NORTHERN ARIZONA**PSU leads 22-20**

1966-67N	L	103	108
1974-75A	W	96	85
1974-75H	W	103	87
1996-97A	L	42	54
1996-97-R (ot)H	W	72	68
1997-98H	W	72	70
1997-98A	L	54	87
1998-99A	L	52	82
1998-99-M (ot)H	W	77	76
1998-99 %N	L	56	73
1999-00H	W	101	75
1999-00A	L	57	71
1999-00 %N	L	75	77
2000-01A	L	62	90
2000-01H	W	68	64
2001-02H	L	60	77
2001-02A	W	88	79
2002-03H	W	73	60
2002-03A	L	64	75
2003-04A	W	71	65
2003-04H	W	85	78
2004-05H	W	91	78
2004-05A	W	84	81
2005-06A	L	77	86
2005-06H	L	63	65
2006-07A	L	78	85
2006-07H	W	83	78
2007-08H	W	80	66
2007-08A	W	71	68
2007-08-R%H	W	67	51
2008-09 (4ot)A	W	92	91
2008-09H	W	78	66
2009-10H	L	86	93
2009-10 (2ot)A	L	85	86
2010-11H	L	59	71
2010-11A	L	52	79
2011-12H	W	82	62
2011-12A	W	76	65
2012-13H	W	79	74
2012-13A	L	72	79
2013-14A	L	56	77
2013-14H	L	63	65

NORTHERN COLORADO**PSU leads 15-5**

1974-75H	W	107	76
1975-76A	W	82	65
1976-77A	W	87	78
1977-78H	W	77	52
2006-07A	W	79	66
2006-07H	W	86	71
2007-08 (ot)H	W	85	83
2007-08A	W	88	79
2008-09A	W	57	43
2008-09H	W	77	74
2009-10H	W	85	69
2009-10A	L	61	64
2010-11H	L	66	79
2010-11A	L	72	85
2011-12A	W	86	75
2011-12H	W	75	74
2012-13A	L	50	67
2012-13H	L	75	85
2013-14H	W	80	57
2013-14A	W	77	68

NORTHERN ILLINOIS**PSU leads 1-0**

2008-09N	W	79	58
---------	--------	---	----	----

NORTHERN IOWA**PSU leads 1-0**

1980-81H	W	75	53
---------	--------	---	----	----

NORTH

1957-58	W	57	51
1957-58	W	69	68
1958-59	W	61	45
1959-60	W	58	33
1960-61	W	61	45
1961-62	L	60	66
1962-63	L	48	70
1962-63	L	51	72
1964-65 (2ot)	L	82	88
2003-04	H	W	71 43
2012-13	H	W	77 58

U. of PACIFIC PSU leads 2-1

1980-81	H	L	71 81
1998-99-M	H	W	82 76
1999-00	A	W	69 65

PACIFIC LUTHERAN

Pacific Lutheran leads 3-2

1959-60	L	42	54
1961-62	L	55	78
1967-68	N	L	97 100
2006-07	H	W	107 57
2013-14	H	W	79 43

PARSONS

PSU leads 1-0

1969-70	H	W	97 82
---------	---	---	-------

PENNSYLVANIA

Penn leads 1-0

1999-00	N	L	74 84
---------	---	---	-------

PEPPERDINE

Pepperdine leads 3-2

1967-68	A	L	88 103
1977-78	A	L	75 77
1978-79	A	L	64 99
2009-10	A	W	93 81
2010-11	H	W	83 81

PORTLAND

Portland leads 34-17

1946-47	L	37	50
1955-56	L	53	66
1955-56	L	58	74
1955-56	W	66	63
1956-57	L	47	69
1956-57	L	54	60
1956-57	L	47	62
1957-58	L	54	84
1957-58	L	39	56
1957-58	L	54	87
1958-59	L	60	71
1959-60	L	37	68
1960-61	L	36	68
1961-62	L	40	45
1962-63	L	56	67
1963-64	L	48	71
1964-65	L	57	64
1971-72	1	W	68 65
1971-72 (2ot)	1	L	86 88
1972-73	1	L	76 90
1972-73	1	W	75 72
1973-74	1	L	80 81
1973-74	1	W	67 63
1973-74	1	L	72 73
1974-75	1	W	69 67
1974-75 (ot)	1	L	90 99
1974-75	1	W	85 84
1975-76	1	W	83 73
1975-76	1	W	93 68
1975-76 (ot)	1	W	87 81
1976-77	1	W	98 62
1977-78	1	L	73 78
1978-79	1	L	70 71
1980-81	1	L	74 77
1996-97	A	L	52 67
1999-00-M	H	W	61 51
2000-01	A	L	65 66
2001-02-R (ot)	H	W	77 75
2002-03	A	L	54 66
2002-03	H	L	50 59
2003-04	A	L	53 60

2003-04	H	W	74 55
2004-05	H	L	72 84
2005-06	A	L	52 70
2006-07	H	W	69 53
2007-08	A	W	78 73
2008-09	H	W	81 76
2009-10	A	W	86 82
2010-11	H	L	67 78
2012-13	A	L	60 81
2013-14	H	L	76 92

PUGET SOUND

Puget Sound leads 17-13

1962-63	L	59	74
1963-64	L	69	99
1963-64	L	65	67
1966-67	H	W	91 65
1967-68	A	W	74 73
1967-68	H	W	114 98
1968-69	H	L	82 99
1968-69	A	L	86 112
1969-70	A	L	71 96
1969-70	H	L	83 102
1970-71	H	W	111 85
1970-71	A	L	89 118
1971-72	A	W	99 80
1971-72	H	W	83 64
1972-73	A	L	69 80
1972-73	H	W	79 61
1973-74	A	W	85 67
1973-74	H	W	97 69
1974-75	H	W	97 78
1974-75	A	L	69 87
1975-76	H	W	77 75
1975-76	A	L	76 90
1976-77 (ot)	A	L	84 86
1976-77	H	W	93 85
1977-78	H	W	67 62
1977-78	A	L	75 99
1978-79	H	L	83 94
1979-80	A	L	72 80
1979-80	H	L	68 77
1980-81	A	L	83 114

REDLANDS

PSU leads 1-0

1974-75	H	W	89 57
---------	---	---	-------

REED

PSU leads 2-0

1947-48	W	52	39
1947-48	W	85	39

RICE

Series is tied 1-1

2000-01	A	L	62 74
2008-09	A	W	78 74

ROCKY MOUNTAIN

PSU leads 2-0

1977-78	H	W	133 110
1978-79	H	W	82 73

SACRAMENTO STATE

PSU leads 26-12

1968-69	A	L	83 98
1975-76	H	W	100 86
1996-97	A	L	61 69
1996-97-R	H	W	53 47
1997-98	A	W	65 52
1997-98	H	W	79 67
1998-99-M	H	W	68 61
1998-99	A	L	62 63
1999-00	A	W	72 70
1999-00	H	W	80 65
2000-01	H	W	81 77
2000-01	A	L	60 77
2001-02	H	W	86 83
2001-02	A	W	74 67
2002-03	H	W	65 52
2002-03	A	L	58 72
2003-04	A	L	64 76
2003-04	H	W	69 65
2004-05	H	W	79 69

RECORDS vs. NCAA DIVISION I CONFERENCES

Notes: Portland State wins listed first. Current conference affiliations are listed. Teams were not necessarily members of those conferences at the times of all games.

America East (2-0)

Boston University	1-0
New Hampshire	1-0

Atlantic Coast (0-1)

Duke	0-1
------	-------	-----

Atlantic 10 (0-1)

Xavier	0-1
--------	-------	-----

Big Sky (183-186)

Eastern Washington	23-19
Idaho	10-10
Idaho State	28-17
Montana	22-32
Montana State	19-31
North Dakota	1-6
Northern Arizona	22-20
Northern Colorado	15-5
Sacramento State	26-12
Southern Utah	4-1
Weber State	12-33

Big Ten (0-3)

Michigan State	0-1
Nebraska	0-1
Ohio State	0-1

Big 12 (0-5)

Baylor	0-1
Iowa State	0-1
Kansas	0-1
Kansas State	0-1
Oklahoma State	0-1

Big West (24-32)

UC Davis	4-2
UC Irvine	2-3
UC Riverside	3-1
UC Santa Barbara	0-1
Cal Poly	5-3
Cal State Fullerton	3-5
Cal State Northridge	4-9
Hawaii	1-5
Long Beach State	0-2
Pacific	2-1

Conference USA (2-6)

Houston	0-1
Louisiana Tech	1-1
Rice	1-1
SMU	0-1
Tulane	0-1
UTEP	0-1

Horizon (1-3)

Valparaiso	0-1
Wisconsin-Milwaukee	1-1
Wright State	0-1

Ivy (0-1)

Pennsylvania	0-1
--------------	-------	-----

Metro Atlantic Athletic (0-1)

Iona	0-1
------	-------	-----

Mid-American (2-0)

Akron	1-0
Northern Illinois	1-0

Mid-Eastern Athletic (8-1)

Bethune-Cookman	2-0
Hampton	0-1
Howard	3-0
Maryland-Eastern Shore	3-0

Missouri Valley (1-1)

Bradley	0-1
Loyola-Chicago	1-0

Mountain West (21-52)

Air Force	4-2
Boise State	10-14
Colorado State	0-5
Fresno State	0-4
Nevada	4-3
New Mexico	0-3
San Diego State	0-4
San Jose State	1-4
UNLV	1-8
Utah State	1-3
Wyoming	0-2

Ohio Valley (3-2)

Belmont	0-1
SIU-Edwardsville	1-0
Tennessee-Martin	1-1
Tennessee State	1-0

Pac-12 (4-48)

Arizona	0-1
Arizona State	2-3

California	0-1
Oregon	2-10
Oregon State	0-13
Stanford	0-2
USC	0-1
Washington	0-9
Washington State	0-7
UCLA	0-1

Patriot (1-0)

Lehigh	1-0
--------	-------	-----

Southeastern (0-3)

Arkansas	0-1
Kentucky	0-1
Mississippi	0-1

Southland (2-4)

Lamar	1-2
Oral Roberts	0-1
Texas A&M-Corpus Christi	1-1

Southwestern Athletic (3-2)

Grambling State	0-2
Jackson State	2-0
Texas Southern	1-0

Summit (1-1)

Denver	0-1
IUPUI	1-0

Sun Belt (3-8)

Arkansas-Little Rock	0-3
Louisiana-Lafayette	1-1
Louisiana-Monroe	0-1
Middle Tennessee State	0-2
North Texas	1-1

West Coast (33-67)

Brigham Young	0-1
Gonzaga	7-19
Loyola Marymount	3-2
Pepperdine	2-3
Portland	17-34
Saint Mary's	2-3
San Diego	1-5
Santa Clara	1-0

Western Athletic (14-10)

Cal State Bakersfield	1-1
Chicago State	1-0
Seattle	8-8
Texas-Pan American	1-0
Utah Valley	3-1

SAINT MARY'S

Saint Mary's leads 3-2

1977-78	H	W	100 91
1977-78 (ot)	A	L	97 99
1980-81	A	W	59 58
2002-03	A	L	51 75
2009-10	A	L	80 101

SAN DIEGO

San Diego leads 5-1

1968-69.....	H	L	67	75
1996-97.....	A	L	66	85
1998-99-R.....	H	W	78	70
2000-01.....	A	L	60	74
2001-02.....	H	L	59	74
2013-14.....	A	L	65	87

SAN DIEGO STATE**San Diego State leads 4-0**

1966-67N#	L	73	101
1972-73A	L	53	86
1975-76A	L	80	110
1978-79A	L	54	88

SAN JOSE STATE**San Jose State leads 4-1**

1974-75A	L	62	76
1975-76H	L	81	83
1975-76A	L	83	84
2006-07A	W	72	63
2007-08 (ot)H	L	73	76

SANTA CLARA**PSU leads 1-0**

2001-02N	W	76	63
---------	--------	---	----	----

SEATTLE**The series is tied 8-8**

1956-57A	L	64	76
1957-58A	L	54	104
1958-59A	L	36	85
1969-70A	L	81	101
1970-71H	W	109	93
1977-78N	W	82	76
1978-79A	L	69	75
1979-80H	W	76	75
2008-09N	W	81	67
2008-09H	W	73	68
2009-10H	L	77	80
2009-10A	L	80	93
2010-11H	W	83	76
2010-11A	W	81	71
2011-12H	W	66	65
2011-12A	L	83	94

SEATTLE PACIFIC**Seattle Pacific leads 27-18**

1948-49	L	44	60
1948-49	L	52	71
1951-52	L	81	87
1951-52	L	62	64
1952-53	W	66	56
1952-53	L	58	73
1953-54	L	67	87
1953-54	L	55	58
1954-55	W	91	80
1955-56	W	79	67
1956-57	W	66	59
1956-57	L	51	67
1957-58	W	78	76
1958-59	L	63	84
1959-60	L	55	84
1960-61	W	49	47
1961-62	L	40	57
1962-63	L	48	88
1963-64	L	50	81
1964-65	L	58	67
1965-66H	L	59	76
1965-66A	L	74	88
1966-67A	L	81	98
1966-67H	W	87	75
1967-68N	L	90	109
1967-68H	W	95	86
1967-68A	L	64	67
1968-69H	W	76	75
1968-69A	L	62	91
1969-70A	L	64	81
1969-70H	L	78	85
1970-71H	W	79	68
1970-71A	L	64	80
1971-72A	L	76	81
1971-72H	W	90	76
1972-73H	W	61	56
1972-73A	W	69	66
1973-74H	W	77	63
1974-75A	W	75	65
1975-76H	W	104	94
1975-76A	L	62	74
1977-78A	W	97	70
1977-78H	W	84	62
1979-80H	L	85	90

1980-81A	L	68	76
---------	--------	---	----	----

SIMON FRASER***PSU leads 8-2**

1969-70 (ot)H	W	79	76
1969-70A	L	74	102
1970-71H	W	97	68
1976-77H	W	119	71
1977-78A	W	89	75
1978-79H	W	94	87
1979-80A	L	80	89
1997-98H	W	64	49
1998-99H	W	95	71
1999-00H	W	83	46

SOUTHERN COLORADO**PSU leads 1-0**

1975-76A	W	82	81
---------	--------	---	----	----

SIU-EDWARDSVILLE**PSU leads 1-0**

2013-14H	W	77	74
---------	--------	---	----	----

SOUTHERN METHODIST**SMU leads 1-0**

2010-11A	L	53	69
---------	--------	---	----	----

SOUTHERN OREGON**PSU leads 39-29**

1950-51	L	76	79
1950-51	L	43	48
1950-51	L	63	71
1950-51	L	60	69
1951-52	W	65	50
1951-52	W	65	52
1951-52	L	65	69
1951-52	W	61	59
1952-53	W	66	62
1952-53	L	71	72
1952-53	W	64	56
1952-53	L	68	71
1953-54	L	58	78
1953-54	L	50	60
1954-55	W	75	63
1954-55	W	65	58
1954-55	W	77	62
1954-55	W	51	39
1955-56	L	70	87
1955-56	W	80	78
1955-56	W	90	61
1955-56	W	61	58
1956-57	W	76	70
1956-57	L	55	57
1956-57	W	79	66
1956-57	L	55	63
1957-58	L	53	74
1957-58	L	42	50
1957-58	W	40	39
1957-58	W	47	44
1958-59	W	77	57
1958-59 (2ot)	W	75	67
1958-59	L	38	61
1958-59	L	34	50
1959-60	L	41	67
1959-60	W	37	31
1959-60	L	50	74
1959-60	L	35	36
1959-60	W	39	37
1960-61	L	53	55
1960-61	W	49	28
1960-61	W	51	41
1960-61	L	46	57
1960-61	W	45	40
1961-62	L	60	73
1961-62	L	39	40
1961-62	W	65	49
1961-62	W	51	48
1962-63	W	74	66
1962-63	L	50	66
1962-63	W	57	55
1962-63	W	61	58
1962-63	L	52	57
1963-64	L	47	52
1963-64	W	71	64

1963-64	W	61	53
1963-64	L	39	43
1964-65	W	86	63
1964-65	W	71	59
1964-65	L	70	74
1964-65	W	89	77
1965-66A	W	74	66
1965-66A	L	70	73
1966-67H	W	106	77
1966-67H	W	124	91
1976-77H	W	142	85
1996-97-RH	W	65	51
2003-04H	W	83	71

SOUTHERN UTAH**PSU leads 4-1**

1969-70H	W	107	93
2012-13A	L	63	76
2012-13H	W	90	69
2013-14H	W	67	64
2013-14A	W	86	79

STANFORD**Stanford leads 2-0**

2001-02A	L	63	87
2009-10A	L	64	83

TENNESSEE-MARTIN**Series tied 1-1**

2003-04 (ot)A	L	65	76
2004-05H	W	79	66

TENNESEE STATE**PSU leads 1-0**

2003-04A	W	74	71
---------	--------	---	----	----

TEXAS-EL PASO**UTEP leads 1-0**

2003-04A	L	57	70
---------	--------	---	----	----

TEXAS-PAN AMERICAN**PSU leads 1-0**

1976-77A	W	78	72
---------	--------	---	----	----

TEXAS SOUTHERN**PSU leads 1-0**

2008-09A	W	63	55
---------	--------	---	----	----

TEXAS A&M-CORPUS CHRISTI**Series is tied 1-1**

1999-00-RH	W	76	64
2000-01 (ot)A	L	95	99

TULANE**Tulane leads 1-0**

1996-97A	L	64	92
---------	--------	---	----	----

UNLV**UNLV leads 8-1**

1968-69A	L	82	115
1971-72H	L	91	97
1972-73A	L	74	96
1974-75A	L	100	114
1975-76A	L	114	129
1976-77A	L	96	112
1977-78A	W	89	84
2002-03A	L	54	69
2013-14A	L	48	67

USC**USC leads 1-0**

1977-78A	L	78	87
---------	--------	---	----	----

U.S. INTERNATIONAL**U.S. International leads 2-1**

1979-80H	L	74	77
1980-81A	L	54	62
1980-81 (ot)H	W	91	88

UTAH STATE**Utah State leads 3-1**

1976-77A	L	88	96
1977-78H	L	87	113
1978-79A	L	68	94
1980-81H	W	93	85

UTAH VALLEY**PSU leads 3-1**

2006-07H	W	71	69
2007-08 (ot)A	W	60	53
2010-11H	W	73	53
2011-12A	L	87	93

VALPARAISO**Valparaiso leads 1-0**

1980-81A	L	81	87
---------	--------	---	----	----

VICTORIA***PSU leads 1-0**

1972-73H	W	108	71
---------	--------	---	-----	----

WALLA WALLA**PSU leads 1-0**

2011-12H	W	102	47
---------	--------	---	-----	----

WARNER PACIFIC**PSU leads 3-0**

1975-76H	W	122	60
2004-05H	W	85	69
2005-06H	W	84	75

WASHINGTON**Washington leads 9-0**

1971-72A	L	85	101
1972-73A	L	59	64
1996-97A	L	70	83
2000-01A	L	63	94
2003-04A	L	65	73
2006-07A	L	73	105
2007-08A	L	65	84
2008-09A	L	83	84

1961-62	W	77	66
1962-63	L	81	82
1962-63	W	77	60
1962-63	L	65	73
1962-63	L	57	68
1963-64	W	59	42
1963-64	W	71	64
1963-64	L	57	60
1963-64	L	59	71
1964-65 (2ot)	W	75	73
1964-65	W	69	60
1964-65	L	67	72
1964-65	L	57	89
1976-77	H	W	92 58

WESTERN WASHINGTON W. Washington leads 6-3

1957-58	W	47	45
1962-63	L	38	79
1965-66	H	L	54 67
1966-67	A	L	68 82
1968-69	H	L	58 64
1968-69	A	L	52 78
1969-70	A	L	68 83
1969-70	H	W	72 71
1973-74	H	W	71 63

WESTMONT

PSU leads 1-0

1980-81	H	W	65 64
---------	---	---	-------

WHEATON (IL)

PSU leads 1-0

1973-74	H	W	84 73
---------	---	---	-------

WHITMAN

PSU leads 1-0

1996-97	H	W	86 55
---------	---	---	-------

WHITTIER

PSU leads 1-0

1976-77	H	W	100 81
---------	---	---	--------

WHITWORTH

Whitworth leads 3-0

1952-53	L	59	77
1952-53	L	64	71
1956-57	L	64	76

WILLAMETTE

Willamette leads 5-4

1946-47	L	33	66
1947-48	W	44	39
1948-49	L	54	85
1954-55	W	69	59
1959-60	L	29	64
1959-60	L	51	58
1963-64	L	61	66
2000-01	H	W	94 66
2009-10	H	W	97 90

WISCONSIN-MILWAUKEE

Series tied 1-1

1977-78	A	W	77 61
1979-80	A	L	65 71

WISCONSIN STATE

Wisconsin State leads 1-0

1955-56	#	L	76 84
---------	---	---	-------

WRIGHT STATE

Wright State leads 1-0

2009-10	N	L	70 75
---------	---	---	-------

WYOMING

Wyoming leads 2-0

2001-02	A	L	58 104
2011-12	A	L	51 65

XAVIER

Xavier leads 1-0

2008-09^	N	L	59 77
----------	---	---	-------

NOTES

1-Game played at Memorial Coliseum (prior to becoming a PSU home court)

R-Game played at Rose Garden as home court

M-Game played at Memorial Coliseum as home court

#-Postseason Playoff Game

%-Big Sky Conference Tournament

^-NCAA Tournament

* Games against British Columbia, Victoria and Simon Fraser do not count in official record from 1965-66 to 1980-81 due to PSU's NCAA status. Game vs. Simon Fraser in 1997-98 season was officially recognized NCAA game.

In other non-counting games from PSU's early years of basketball, the Vikings had a 29-13 record against junior colleges, 11-8 record against AAU teams, and a 13-4 record during a trip to Asia in 1954-55.

NAME CHANGES

Alaska became Alaska-Anchorage and is listed as such. Nevada-Southern became Nevada-Las Vegas. Oregon College became Western Oregon. Nevada-Reno became Nevada. Northeast Louisiana became Louisiana-Monroe. Weber JC became Weber State. California Western is now Point Loma Nazarene.

^The Cascade College which PSU played during the 1997-98 season is a different college from the Cascade College played during the 1964-65 season, although both are Portland schools. The Cascade College of the 1960's no longer exists.

George Fox University was known as Pacific College during the two meetings in the 1947-48 season. It is not to be confused with Pacific of Forest Grove, OR of the same era.

ATTENDANCE RECORDS

YEARLY ATTENDANCE

Year	Home	Total	Avg.	Road	Total	Avg.	All	Total	Avg.
1966-67	13	21,475	1,652	15	27,224	1,815	28	48,699	1,739
1967-68	13	16,000	1,231	13	35,316	2,717	26	51,316	1,974
1968-69	13	18,065	1,390	13	34,850	2,681	26	52,915	2,305
1969-70	15	20,650	1,377	12	39,400	3,283	27	60,050	2,224
1970-71	14	24,200	1,729	12	44,850	3,738	26	69,050	2,656
1971-72	15	22,900	1,527	12	35,000	2,917	27	57,900	2,144
1972-73	10	11,410	1,141	14	32,670	2,334	24	44,080	1,837
1973-74	13	13,007	1,001	14	43,753	3,125	27	56,760	2,102
1974-75	15	18,142	1,209	11	34,228	3,112	26	52,370	2,014
1975-76	11	20,199	1,836	16	74,023	4,626	27	94,222	3,490
1976-77	13	22,391	1,722	14	68,029	4,859	27	112,811	4,178
1977-78	13	24,837	1,911	14	95,558	6,826	27	120,395	4,459
1978-79	10	7,448	745	17	64,495	3,794	27	71,943	2,665
1979-80	10	4,592	459	16	72,725	4,545	26	77,317	2,974
1980-81	11	3,300	300	16	32,648	2,041	27	35,948	1,331
1996-97	12	23,988	1,999	14	40,220	2,873	26	64,208	2,470
1997-98	13	26,654	2,050	14	56,911	4,065	27	83,565	3,095
1998-99	14	23,014	1,644	14	78,402	5,600	28	101,416	3,622
1999-00	14	24,631	1,759	15	62,982	4,199	29	87,613	3,021
2000-01	11	8,690	790	16	43,216	2,701	27	51,906	1,922
2001-02	12	12,076	1,006	16	64,821	4,051	28	76,894	2,746
2002-03	13	17,487	1,345	14	71,555	5,111	27	89,042	3,298
2003-04	11	10,793	981	16	53,679	3,355	27	64,472	2,388
2004-05	15	19,092	1,273	13	46,586	3,584	28	65,678	2,345
2005-06	11	11,367	1,033	17	82,164	4,833	28	93,531	3,340
2006-07	15	10,898	727	17	73,636	4,331	32	84,534	2,641
2007-08	14	18,862	1,347	19	78,146	4,113	33	97,008	2,940
2008-09	13	14,383	1,106	20	75,286	3,764	33	89,669	2,717
2009-10	12	12,109	1,009	20	80,335	4,017	32	92,444	2,889
2010-11	15	14,432	962	15	39,191	2,612	30	53,623	1,787
2011-12	13	10,708	824	19	60,842	3,202	32	71,550	2,236
2012-13	14	12,803	914	14	40,592	2,899	28	53,395	1,907
2013-14	17	14,904	877	15	48,929	3,262	32	63,833	1,995

*some games during the 1970s vs. University of Portland at Memorial Coliseum were listed as neutral site games. However, for this chart, they have been included in home attendance. Attendance prior to 1966-67 not available.

LARGEST CROWDS

HOME GAMES

8,585	Washington State 77, Portland State 75 (RG)#	12-20-97
6,377	Portland State 101, Montana State 100 (3ot) (RG)	2-21-98
5,551	Oregon State 89, Portland State 79 (MC)	12-16-76
5,443	Oregon 69, Portland State 63 (MC)	1-15-03
5,337	Oregon 85, Portland State 66 (RG)	12-4-96
5,054	Portland 78, Portland State 73 (MC)	12-2-77
5,018	Oregon State 102, Portland State 58 (MC)	12-8-80
4,513	Oregon 91, Portland State 87 (MC)	12-3-99
4,320	Weber State 71, Portland State 61 (MC)^	3-8-05
4,113	Portland State 67, Northern Arizona 51 (RG)^	3-12-08

ROAD GAMES

23,472	@ Kentucky 114, Portland State 88	12-16-77
19,000	Portland State 82, Seattle U. 76*	12-17-77
17,839	Kansas 85, Portland State 61%	3-20-08
17,563	Portland State 91, New Hampshire 82**	12-29-98
17,277	Houston 79, Portland State 67**	12-28-98
15,069	@ New Mexico 85, Portland State 82	1-5-77
14,821	Arkansas-Little Rock 48, Portland State 41**	12-29-02
14,813	@ New Mexico 69, Portland State 52	12-28-02
13,148	@ UNLV 67, Portland State 48	11-8-13
12,354	@ Arkansas 107, Portland State 69	11-18-05
12,194	Xavier 77, Portland State 59%	3-20-09

(RG) The Rose Garden

(MC) Memorial Coliseum

doubleheader with Oregon State/Utah

* at Lexington, Kentucky

** at Albuquerque, New Mexico

^ Big Sky Tournament game

% NCAA Tournament game

ALL-TIME OVERTIME GAMES

All-Time Record: 26-24**1955-56 (1-0)**

Eastern Oregon 93-92

1957-58 (1-0)

Lewis & Clark 79-74

1958-59 (1-0)

Southern Oregon (2ot) 75-67

1959-60 (1-2)

Central Washington 56-60

Oregon College 69-73

Oregon College 58-54

1964-65 (1-1)

Pacific (2ot) 82-88

Oregon College (2ot) 75-73

1967-68 (1-1)

Cal State Los Angeles (3ot) 92-95

Humboldt State 114-106

1969-70 (1-0)

#Simon Fraser 79-76

1971-72 (0-1)

Portland (2ot) 86-88

1974-75 (0-3)

Gonzaga 87-91

at Boise State 101-102

Portland 90-99

1975-76 (1-0)

Portland 87-81

1976-77 (0-1)

at Puget Sound 84-86

1977-78 (0-1)

at St. Mary's 97-99

1978-79 (1-1)

Colorado State 81-82

Eastern Montana 66-65

1980-81 (1-0)

U.S. International 91-88

1996-97 (1-0)

Northern Arizona 72-68

1997-98 (1-1)

at Loyola Marymount 84-88

Montana State (3ot) 101-100

1998-99 (3-1)

at Cal State Northridge (2ot) 93-90

Montana State 76-75

Northern Arizona 77-76

at Montana 81-87

1999-2000 (0-1)

Montana 79-88

2000-01 (1-1)

at TAM-Corpus Christi 95-99

Idaho State 87-83

2001-02 (2-0)

at Arizona State 79-69

Portland 77-75

2003-04 (0-2)

at Boise State 74-75

at Tennessee-Martin 65-76

2004-05 (1-0)

at Montana State 88-82

2005-06 (1-1)

at Eastern Washington 64-73

Montana 93-92

2007-08 (2-1)

at Utah Valley 60-53

San Jose State 73-76

Northern Colorado 85-83

2008-09 (2-1)

vs. Hampton 71-77

at Northern Arizona (4ot) 92-91

at Eastern Washington 66-62

2009-10 (0-2)

at Idaho State 80-88

at Northern Arizona (2ot) 85-86

2011-12 (1-0)

Eastern Washington 78-76

2012-13 (0-1)

Weber State 69-73

2013-14 (3-1)

Montana (3ot) 81-78

at Sacramento State 68-64

at Montana 76-82

Idaho State 78-74

does not count as NCAA game



Kyle Richardson had 28 points and 14 rebounds in a Senior Day overtime win against Idaho State, 78-74, last season.

Steve Huey

ALL-TIME COACHING RECORDS

Year	Coach	Season League		
		W-L-T	W-L-T	Place
1946-47	John Jenkins	11-10		
1947-48	Joe Holland	14-5		
1948-49	Arba Ager	14-12		
1949-50	Arba Ager	21-9	7-4	NA
1950-51	Arba Ager	18-9	9-3	1st
1951-52	Arba Ager	18-9	9-3	1st
1952-53	Arba Ager	14-13	6-10	4th
1953-54	Sharkey Nelson	8-17	6-8	2nd-tie
1954-55	Sharkey Nelson	17-4	13-3	1st
1955-56	Sharkey Nelson	21-8	12-4	1st
1956-57	Sharkey Nelson	11-17	8-8	2nd-tie
1957-58	Sharkey Nelson	14-14	8-8	3rd
1958-59	Sharkey Nelson	20-8	13-3	1st
1959-60	Sharkey Nelson	14-14	10-6	2nd
1960-61	Sharkey Nelson	17-10	10-6	2nd-tie
1961-62	Sharkey Nelson	15-13	11-5	2nd
1962-63	Sharkey Nelson	7-18	6-10	3rd
1963-64	Sharkey Nelson	10-15	9-7	2nd
1964-65	Sharkey Nelson	8-18	7-9	3rd-tie
1965-66	Marion Pericin	6-19		
1966-67	Marion Pericin	16-9		
1967-68	Marion Pericin	13-9		
1968-69	Marion Pericin	8-16		
1969-70	Marion Pericin	9-15		
1970-71	Marion Pericin	16-6		
1971-72	Marion Pericin	17-8		
1972-73	Ken Edwards	12-12		
1973-74	Ken Edwards	16-11		
1974-75	Ken Edwards	18-8		
1975-76	Ken Edwards	17-10		
1976-77	Ken Edwards	16-10		
1977-78	Ken Edwards	14-13		
1978-79	Glen Kinney	6-21		
1979-80	Glen Kinney	5-21		
1980-81	Glen Kinney	7-20		
PSU dropped basketball program from 1981 to 1996				
1996-97	Ritchie McKay	9-17	6-10	7th
1997-98	Ritchie McKay	15-12	10-6	3rd-tie
1998-99	Joel Sobotka	17-11	9-7	3rd
1999-00	Joel Sobotka	15-14	7-9	6th
2000-01	Joel Sobotka	9-18	6-10	7th
2001-02	Joel Sobotka	12-16	6-8	6th
2002-03	Heath Schroyer	5-22	3-11	8th
2003-04	Heath Schroyer	11-16	5-9	8th
2004-05	Heath Schroyer	19-9	11-3	1st
2005-06	Ken Bone	12-16	5-9	5th-tie
2006-07	Ken Bone	19-13	9-7	4th
2007-08	Ken Bone	23-10	14-2	1st
2008-09	Ken Bone	23-10	11-5	2nd-tie
2009-10	Tyler Geving	13-19	7-9	6th
2010-11	Tyler Geving	14-16	5-11	7th
2011-12	Tyler Geving	17-15	10-6	3rd
2012-13	Tyler Geving	8-20	5-15	10th-tie
2013-14	Tyler Geving	17-15	11-9	5th-tie



John Jenkins
1946-47: 11-10



Joe Holland
1947-48: 14-5



Arba Ager
1948-53: 85-52



Sharkey Nelson
1953-65: 162-156



Marion Pericin
1965-72: 85-82



Ken Edwards
1972-78: 93-64



Glen Kinney
1978-81: 18-62



Ritchie McKay
1996-98: 24-29



Joel Sobotka
1998-2002: 53-59



Heath Schroyer
2002-05: 35-47



Ken Bone
2005-09: 77-49



Tyler Geving
2009-14: 69-85

CAREER COACHING RECORDS

Years	Coach	Career			Conference*				
		Years	Won	Lost	Pct.	Years	Won	Lost	Pct.
1946-47	John Jenkins	1	11	10	.524				
1947-48	Joe Holland	1	14	5	.737				
1948-53	Arba Ager	5	85	52	.620	4	31	24	.564
1953-65	Sharkey Nelson	12	162	156	.509	12	113	77	.595
1965-72	Marion Pericin	7	85	82	.509				
1972-78	Ken Edwards	6	93	64	.592				
1978-81	Glen Kinney	3	18	62	.225				
1996-98	Ritchie McKay	2	24	29	.453	2	16	16	.500
1998-02	Joel Sobotka	4	53	59	.473	4	28	34	.452
2002-05	Heath Schroyer	3	35	47	.427	3	19	23	.452
2005-09	Ken Bone	4	77	49	.611	4	39	23	.629
2009-14	Tyler Geving	5	69	85	.448	5	38	50	.432

1946-14 Overall Record

53 726 700 .509^

1955-14 4-year School

44 591 612 .491^

1965-14 NCAA Record

34 454 477 .488^

1996-14 Big Sky Era

18 258 269 .490 18 140 146 .490

* Portland State competed in the Oregon Collegiate Conference (NAIA) from 1949 to 1965. PSU became a member of the Big Sky Conference (NCAA I) in 1996-97. All other years PSU played as an NCAA College Division independent.
^ Portland State became a 4-year degree granting institution in 1955-56. Viking basketball became an NCAA member in 1965-66. Records do not include non-counting NCAA games against Canadian teams or 17 games played in southeast Asia during 1954-55 season.