



WTCC

FIA World Touring Car Championship

Rounds 15 & 16
Oschersleben, Germany
25-26 August 2007



Timing and Results by MST Systems Ltd

www.fiawtcc.com

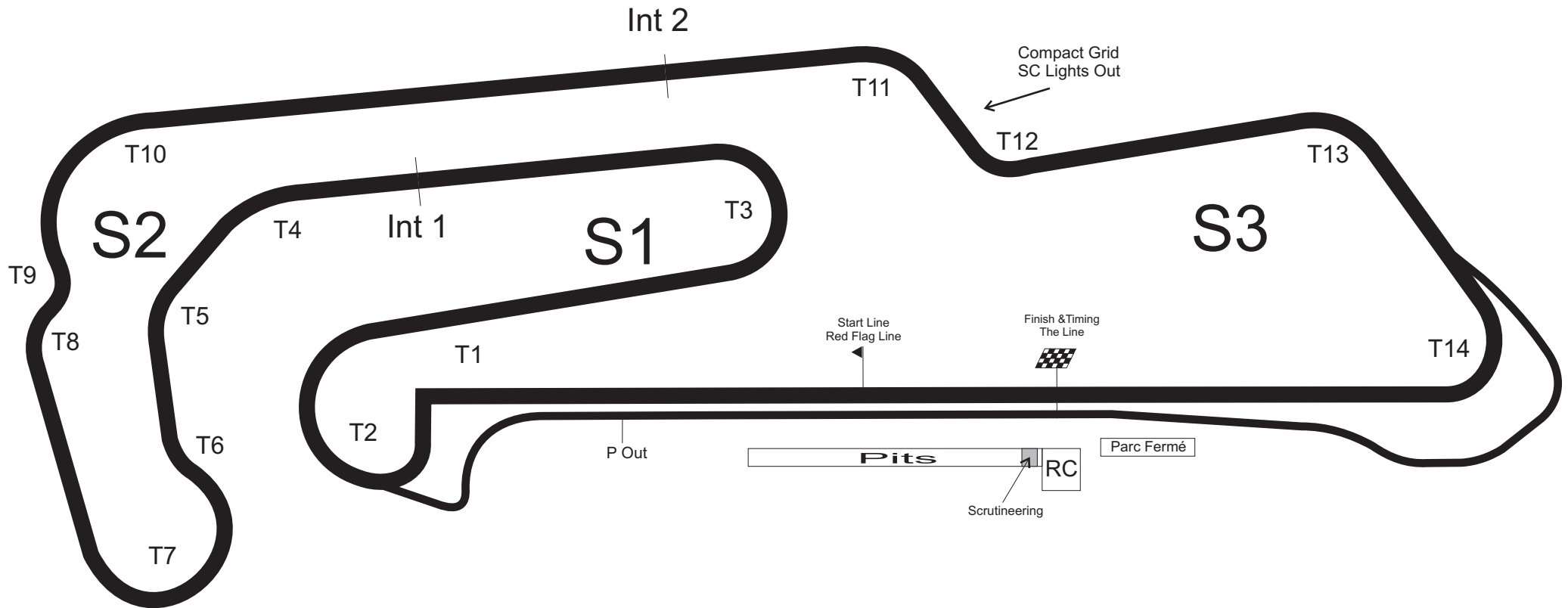
www.mstworld.com



Races 15 and 16

Oschersleben, 25 and 26 August 2007

- ▲ Start
- ▣ Timing "Line"
- Circuit Centerline 3,696 Km
- Start Line Offset 0,100Km
- Int 1 @ 1,347 Km
- Int 2 @ 2,654Km
- Pit Out @0,268 Km
- T = Number of Turn
- S = Sector Number



2007 FIA World Touring Car Championship

FREE PRACTICE 1

POS	NO	CL	DRIVER	NAT	CAR	TIME	LAPS	GAP	KPH
1	1		Andy PRIAULX	GBR	BMW 320si	1:36.895	14		137.32
2	11		Gabriele TARQUINI	ITA	SEAT Leon	1:36.903	11	0.008	137.30
3	18		Tiago MONTEIRO	POR	SEAT Leon	1:36.921	7	0.026	137.28
4	2		Jorg MULLER	GER	BMW 320si	1:36.923	15	0.028	137.28
5	8		Alain MENU	SUI	Chevrolet Lacetti	1:37.000	9	0.105	137.17
6	3		Augusto FARFUS	BRA	BMW 320si	1:37.016	16	0.121	137.14
7	15		James THOMPSON	GBR	Alfa Romeo 156	1:37.032	13	0.137	137.12
8	5		Felix PORTEIRO	ESP	BMW 320si	1:37.078	16	0.183	137.06
9	7		Nicola LARINI	ITA	Chevrolet Lacetti	1:37.300	11	0.405	136.74
10	31	I	Sergio HERNANDEZ	ESP	BMW 320si	1:37.387	16	0.492	136.62
11	4		Alessandro ZANARDI	ITA	BMW 320si	1:37.401	15	0.506	136.60
12	23	I	Pierre-Yves CORTHALS	BEL	SEAT Leon	1:37.428	14	0.533	136.56
13	30	I	Luca RANGONI	ITA	BMW 320si	1:37.430	17	0.535	136.56
14	40		Peter TERTING	GER	SEAT Leon	1:37.480	12	0.585	136.49
15	10		Michel JOURDAIN	MEX	SEAT Leon	1:37.518	13	0.623	136.44
16	20		Tom CORONEL	NED	SEAT Leon	1:37.620	12	0.725	136.30
17	9		Jordi GENE	ESP	SEAT Leon TDI	1:37.661	11	0.766	136.24
18	26	I	Stefano D'ASTE	ITA	BMW 320si	1:37.758	17	0.863	136.10
19	6		Robert HUFF	GBR	Chevrolet Lacetti	1:37.758	10	0.863	136.10
20	12		Yvan MULLER	FRA	SEAT Leon TDI	1:37.771	12	0.876	136.08
21	19	I	Roberto COLCIAGO	ITA	SEAT Leon	1:38.003	14	1.108	135.76
22	16		Olivier TIELEMANS	NED	Alfa Romeo 156	1:38.727	14	1.832	134.77
23	35	I	Timur SADREDINOV	RUS	SEAT Leon	1:38.866	17	1.971	134.58
24	22	I	Maurizio CERESOLI	ITA	SEAT Leon	1:38.883	15	1.988	134.55
25	34	I	Massimiliano PEDALA	ITA	SEAT Leon	1:39.382	10	2.487	133.88
26	33	I	Miguel FREITAS	POR	Alfa Romeo 156	1:39.682	15	2.787	133.48

Weather/Track: Sun 18°/Dry 19°

Oschersleben
Circuit Length = 3.6960 km.
Start: 09:00 End: 09:30

Race Director:	Steward:	Timekeeper:
----------------	----------	-------------

2007 FIA World Touring Car Championship

Free Practice 1 - Sector Analysis Report

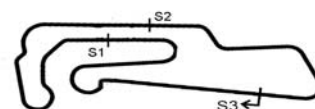
Lap S1 Time S1 Spd S2 Time S2 Spd S3 Time S3 Spd Lap Time Pit Lap S1 Time S1 Spd S2 Time S2 Spd S3 Time S3 Spd Lap Time Pit

1 PRIAULX						GBR		BMW 320si					
1	11:00.241	157.4	35.042	177.3	27.995	12:03.278	9	36.915	161.6	32.986	192.8	27.494	1:37.395
2	36.955	161.4	32.964	193.8	27.275	1:37.194	10	39.549	161.4	32.772	194.9	38.312	1:50.633 Pit
3	37.045	161.9	32.861	196.3	27.301	1:37.207	11	3:49.894	154.7	33.240	190.4	28.494	4:51.628
4	36.708	163.3	32.825	195.2	29.429	1:38.962	12	36.804	161.6	32.691	193.8	27.400	1:36.895
5	36.802	161.9	32.787	194.2	27.563	1:37.152	13	36.686	162.1	32.880	193.8	27.521	1:37.087
6	37.229	160.9	33.523	193.5	36.431	1:47.183 Pit	14	37.173	160.0	32.761	195.2	36.996	1:46.930 Pit
7	4:08.761	160.7	33.001	193.2	27.577	5:09.339							
8	36.937	161.9	33.705	193.2	27.555	1:38.197							

2 MULLER						GER		BMW 320si					
1	10:46.646	160.2	33.707	193.8	27.697	11:48.050	9	36.733	163.3	33.108	194.9	27.771	1:37.612
2	37.353	161.9	33.166	195.2	27.480	1:37.999	10	36.968	162.6	32.739	195.6	39.566	1:49.273 Pit
3	36.817	161.9	32.855	194.9	27.443	1:37.115	11	3:55.196	162.6	32.744	194.9	28.708	4:56.648
4	36.959	162.6	32.803	194.2	27.441	1:37.203	12	36.994	162.4	33.079	195.2	27.578	1:37.651
5	36.937	163.1	32.723	196.0	27.566	1:37.226	13	36.974	162.6	32.873	194.5	27.463	1:37.310
6	38.246	159.7	33.982	190.8	35.528	1:47.756 Pit	14	36.889	162.8	32.787	196.0	27.454	1:37.130
7	3:13.898	162.1	33.069	193.2	27.501	4:14.468	15	1:03.202	159.0	34.364	194.9	39.459	2:17.025 Pit
8	36.858	162.6	32.742	196.0	27.323	1:36.923							

3 FARFUS						BRA		BMW 320si					
1	10:51.470	161.1	33.793	192.8	27.984	11:53.247	10	37.067	161.4	34.671	136.3	39.404	1:51.142 Pit
2	37.451	161.1	33.235	193.8	27.421	1:38.107	11	3:12.239	162.4	33.627	180.3	28.253	4:14.119
3	36.867	163.3	32.894	193.8	27.425	1:37.186	12	36.872	163.1	32.842	194.9	27.302	1:37.016
4	36.954	163.3	32.826	193.8	27.413	1:37.193	13	36.902	161.9	33.291	193.5	27.473	1:37.666
5	37.431	156.5	34.700	182.4	28.358	1:40.489	14	36.765	162.6	33.586	191.4	28.319	1:38.670
6	37.104	162.8	33.253	193.8	27.513	1:37.870	15	36.894	163.1	33.014	194.2	27.438	1:37.346
7	36.936	163.1	33.090	193.5	41.553	1:51.579 Pit	16	37.218	162.1	33.665	178.5	38.675	1:49.558 Pit
8	2:53.733	157.6	35.549	192.8	27.863	3:57.145							
9	36.897	164.1	33.055	193.8	27.377	1:37.329							

4 ZANARDI						ITA		BMW 320si					
1	10:55.564	160.4	34.541	192.8	27.977	11:58.082	9	37.200	162.4	33.220	193.5	27.282	1:37.702
2	37.898	162.1	33.514	194.9	27.449	1:38.861	10	38.147	159.2	34.288	193.2	36.577	1:49.012 Pit
3	37.301	161.1	33.327	192.5	27.287	1:37.915	11	3:36.759	149.3	36.257	192.1	29.403	4:42.419
4	39.725	108.0	36.087	194.2	27.880	1:43.692	12	37.070	163.1	33.172	193.8	27.445	1:37.687
5	37.101	162.8	33.643	192.1	27.958	1:38.702	13	36.756	163.3	33.088	194.2	27.557	1:37.401
6	52.310	162.4	34.826	192.1	38.857	2:05.993 Pit	14	36.926	164.3	33.150	196.0	27.661	1:37.737
7	4:16.809	160.2	35.006	191.1	28.132	5:19.947	15	37.635	161.9	33.856	194.5	45.115	1:56.606 Pit
8	37.350	162.1	33.126	193.8	27.334	1:37.810							



Weather/Track: Sun 18° / Dry 19°

Circuit Length - 3.696 kilometres
Oschersleben
Oschersleben

2007 FIA World Touring Car Championship

Free Practice 1 - Sector Analysis Report

Lap S1 Time S1 Spd S2 Time S2 Spd S3 Time S3 Spd Lap Time Pit Lap S1 Time S1 Spd S2 Time S2 Spd S3 Time S3 Spd Lap Time Pit

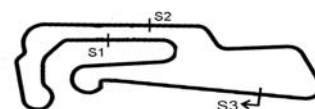
5 PORTEIRO						ESP		BMW 320si							
1	10:52.480	163.1	33.645	194.5	28.856	11:54.981	10	36.984	163.8	33.311	193.8	42.489	1:52.784	Pit	
2	37.550	162.4	33.409	195.2	27.400	1:38.359	11	3:00.180	162.6	32.945	194.5	27.299	4:00.424		
3	37.141	163.6	36.131	192.5	27.587	1:40.859	12	37.014	163.3	33.289	195.2	27.717	1:38.020		
4	37.196	164.1	33.316	192.5	27.341	1:37.853	13	36.878	164.1	32.868	196.0	27.332	1:37.078		
5	37.382	160.2	33.419	193.2	45.382	1:56.183	Pit	14	37.350	162.8	33.054	195.6	29.976	1:40.380	
6	3:46.552	163.8	33.481	193.5	27.564	4:47.597	15	37.166	161.4	33.048	194.5	27.479	1:37.693		
7	36.922	163.1	33.187	192.8	27.415	1:37.524	16	37.171	162.6	32.892	196.3	42.309	1:52.372	Pit	
8	36.969	163.6	33.163	192.8	27.349	1:37.481									
9	36.933	163.8	32.923	196.0	28.891	1:38.747									

6 HUFF						GBR		Chevrolet Lacetti							
1	11:21.369	160.0	36.704	165.3	28.847	12:26.920	7	37.438	162.6	33.022	193.5	40.509	1:50.969	Pit	
2	37.298	163.8	32.995	194.5	27.949	1:38.242	8	6:03.481	162.6	33.278	193.8	27.660	7:04.419		
3	37.442	162.4	33.035	194.5	41.238	1:51.715	Pit	9	37.231	163.8	32.987	193.5	27.540	1:37.758	
4	3:54.559	163.3	33.613	192.8	27.911	4:56.083	10	37.213	164.6	33.125	193.8	42.619	1:52.957	Pit	
5	37.437	162.6	32.854	193.8	27.594	1:37.885									
6	37.281	163.3	32.921	194.2	27.652	1:37.854									

7 LARINI						ITA		Chevrolet Lacetti							
1	11:24.647	160.0	36.971	147.3	29.475	12:31.093	7	36.896	163.6	32.959	194.2	27.445	1:37.300		
2	37.475	162.4	33.471	193.5	27.690	1:38.636	8	37.064	163.6	33.396	193.5	41.092	1:51.552	Pit	
3	37.002	161.9	33.223	194.9	27.369	1:37.594	9	10:00.841	137.7	34.757	191.4	28.227	11:03.825		
4	37.342	159.0	35.060	177.3	44.819	1:57.221	Pit	10	36.994	163.6	32.980	194.2	27.568	1:37.542	
5	4:47.805	160.4	36.820	162.4	28.196	5:52.821	11	37.333	163.1	33.119	193.2	45.384	1:55.836	Pit	
6	36.900	163.1	33.024	193.5	27.428	1:37.352									

8 MENU						SUI		Chevrolet Lacetti							
1	11:19.008	161.6	37.706	160.9	28.649	12:25.363	6	38.523	159.0	37.926	140.0	40.823	1:57.272	Pit	
2	37.184	163.1	33.474	192.8	44.211	1:54.869	Pit	7	7:35.431	158.1	37.401	118.1	31.088	8:43.920	
3	2:54.570	161.4	34.575	120.8	31.424	4:00.569	8	36.895	163.8	32.688	193.2	27.417	1:37.000		
4	37.401	164.1	40.399	154.2	29.621	1:47.421	9	36.997	162.1	36.822	154.0	46.935	2:00.754	Pit	
5	36.761	164.6	32.991	193.8	27.549	1:37.301									

9 GENE						ESP		SEAT Leon TDI							
1	11:16.185	160.7	34.206	195.2	28.534	12:18.925	7	37.197	164.6	32.945	192.1	27.519	1:37.661		
2	37.444	164.1	33.229	194.5	27.733	1:38.406	8	37.175	165.1	33.124	193.2	27.634	1:37.933		
3	37.299	165.1	33.048	194.9	27.650	1:37.997	9	37.787	164.1	33.592	195.6	42.590	1:53.969	Pit	
4	37.387	165.6	33.026	194.5	27.592	1:38.005	10	6:08.654	164.6	33.424	197.4	27.705	7:09.783		
5	37.498	164.8	33.843	195.2	43.437	1:54.778	Pit	11	37.230	165.6	34.078	193.8	43.729	1:55.037	Pit
6	8:10.312	144.5	36.336	193.8	28.475	9:15.123									



Weather/Track: Sun 18° / Dry 19°

Circuit Length - 3.696 kilometres
Oschersleben
Oschersleben

Printed at 09:36, Saturday, 25 August, 2007
© MST Systems Ltd, 2005 (www.mstworld.com)

Page 2

2007 FIA World Touring Car Championship

Free Practice 1 - Sector Analysis Report

Lap S1 Time S1 Spd S2 Time S2 Spd S3 Time S3 Spd Lap Time Pit Lap S1 Time S1 Spd S2 Time S2 Spd S3 Time S3 Spd Lap Time Pit

10 JOURDAIN

MEX

SEAT Leon

1	11:17.728	158.5	34.898	193.8	29.277	12:21.903	8	36.786	166.6	33.074	196.3	27.658	1:37.518
2	38.058	163.3	37.735	151.6	27.883	1:43.676	9	37.576	116.6	38.602	195.2	47.781	2:03.959 Pit
3	37.414	164.6	33.905	194.9	27.409	1:38.728	10	6:55.927	163.6	34.024	195.2	27.583	7:57.534
4	37.301	165.3	33.783	193.5	27.751	1:38.835	11	37.033	164.8	33.066	194.5	27.735	1:37.834
5	37.350	163.8	33.727	194.5	47.831	1:58.908 Pit	12	37.229	164.6	33.371	193.5	27.425	1:38.025
6	4:09.105	159.2	38.832	190.8	28.048	5:15.985	13	37.097	164.3	34.370	183.0	52.958	2:04.425 Pit
7	37.865	164.3	33.047	195.2	28.798	1:39.710							

11 TARQUINI

ITA

SEAT Leon

1	11:46.596	135.8	41.985	185.2	51.058	13:19.639 Pit	7	36.890	164.6	34.271	156.0	27.902	1:39.063
2	6:28.177	112.1	39.631	190.4	28.301	7:36.109	8	36.958	163.6	33.009	193.8	27.648	1:37.615
3	36.913	164.8	32.935	192.5	27.089	1:36.937	9	37.022	163.8	32.934	194.2	27.472	1:37.428
4	36.864	164.6	32.845	193.8	27.194	1:36.903	10	39.591	161.9	34.376	193.5	27.918	1:41.885
5	36.954	162.4	33.076	193.5	42.599	1:52.629 Pit	11	37.630	158.3	34.214	193.5	43.417	1:55.261 Pit
6	5:51.853	156.9	33.889	191.4	27.468	6:53.210							

12 MULLER

FRA

SEAT Leon TDI

1	11:04.742	138.4	40.683	174.4	47.010	12:32.435 Pit	8	37.430	159.5	33.020	192.1	27.557	1:38.007
2	2:43.679	150.2	37.018	180.9	30.886	3:51.583	9	38.150	157.8	34.392	173.6	41.587	1:54.129 Pit
3	38.839	159.5	34.646	192.8	27.909	1:41.394	10	3:34.950	147.5	36.874	186.2	29.418	4:41.242
4	37.374	160.7	33.371	192.8	27.432	1:38.177	11	37.283	160.9	32.953	191.8	27.535	1:37.771
5	37.223	161.1	33.315	193.5	48.627	1:59.165 Pit	12	40.060	158.8	34.888	174.1	47.688	2:02.636 Pit
6	4:46.045	158.5	34.313	192.8	28.469	5:48.827							
7	37.200	160.4	33.154	191.4	27.524	1:37.878							

15 THOMPSON

GBR

Alfa Romeo 156

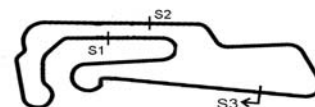
1						12:43.531	8	36.891	163.3	32.828	196.7	27.313	1:37.032
2			1:21.971	170.3		1:50.748	9	37.026	164.8	32.997	195.2	27.423	1:37.446
3	37.024	163.8	33.219	196.7	27.596	1:37.839	10	39.054	162.8	34.861	194.9	39.892	1:53.807 Pit
4	37.060	165.8	33.086	195.2	27.370	1:37.516	11	3:29.176	161.4	35.787	192.5	28.650	4:33.613
5	40.973	163.1	35.815	194.2	44.294	2:01.082 Pit	12	36.942	164.6	32.822	197.4	27.359	1:37.123
6	5:00.870	158.5	35.773	194.2	31.219	6:07.862	13	40.976	164.6	34.168	195.6	47.889	2:03.033 Pit
7	37.036	163.3	32.822	196.0	27.312	1:37.170							

16 TIELEMANS

NED

Alfa Romeo 156

1						12:38.055	9	37.515	164.8	33.728	194.9	28.011	1:39.254
2						1:39.263	10	37.672	164.3	35.967	196.7	47.043	2:00.682 Pit
3	37.287	164.3	33.851	196.7	27.810	1:38.948	11	4:24.843	164.6	34.497	195.2	27.878	5:27.218
4	37.232	164.8	33.856	195.6	27.817	1:38.905	12	37.512	163.1	33.712	195.6	28.116	1:39.340
5	57.849	163.6	34.923	193.5	47.838	2:20.610 Pit	13	37.752	163.8	33.710	194.9	28.051	1:39.513
6	3:46.165	163.6	34.294	194.9	28.068	4:48.527	14	39.126	164.1	36.214	194.2	47.512	2:02.852 Pit
7	37.435	163.1	33.588	197.0	27.704	1:38.727							
8	37.667	163.8	33.737	195.6	27.977	1:39.381							



Weather/Track: Sun 18°/Dry 19°

Circuit Length - 3.696 kilometres
Oschersleben
Oschersleben

Printed at 09:36, Saturday, 25 August, 2007
© MST Systems Ltd, 2005 (www.mstworld.com)

Page 3

2007 FIA World Touring Car Championship

Free Practice 1 - Sector Analysis Report

Lap S1 Time S1 Spd S2 Time S2 Spd S3 Time S3 Spd Lap Time Pit Lap S1 Time S1 Spd S2 Time S2 Spd S3 Time S3 Spd Lap Time Pit

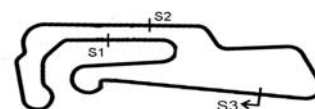
18 MONTEIRO						POR		SEAT Leon							
1	11:30.373	153.6	36.836	190.8	29.358	12:36.567		5	12:28.813	160.7	34.395	193.2	37.690	13:40.898	Pit
2	37.283	163.1	33.494	194.9	27.580	1:38.357		6	6:21.753	156.9	34.164	194.2	28.094	7:24.011	
3	36.773	163.8	33.059	193.8	27.089	1:36.921		7	36.865	162.6	35.491	158.3	45.174	1:57.530	Pit
4	37.246	164.3	36.057	150.8	42.823	1:56.126	Pit								

19 COLCIAGO						ITA		SEAT Leon						I	
1	11:28.206	138.4	40.171	141.1	51.664	13:00.041	Pit	9	36.978	165.3	33.709	195.6	27.400	1:38.087	
2	3:25.175	142.6	35.340	194.5	28.961	4:29.476		10	37.184	164.6	33.308	194.5	27.596	1:38.088	
3	38.100	162.6	34.530	194.5	27.745	1:40.375		11	37.061	165.8	57.256	130.2	42.833	2:17.150	Pit
4	37.124	163.8	33.673	195.2	28.243	1:39.040		12	2:26.262	165.8	34.285	193.8	27.826	3:28.373	
5	37.200	164.3	33.454	196.0	27.578	1:38.232		13	37.290	166.9	33.115	195.2	27.598	1:38.003	
6	37.138	164.3	33.580	196.7	27.780	1:38.498		14	39.799	158.8	35.129	187.1	44.408	1:59.336	Pit
7	41.026	127.8	34.844	194.5	44.200	2:00.070	Pit								
8	3:36.360	165.6	34.211	194.9	27.492	4:38.063									

20 CORONEL						NED		SEAT Leon							
1	11:03.201	156.7	38.643	184.6	44.899	12:26.743	Pit	8	36.987	160.9	32.932	193.2	27.701	1:37.620	
2	1:58.704	151.4	35.961	187.1	28.438	3:03.103		9	37.777	160.0	33.791	191.8	36.815	1:48.383	Pit
3	37.045	162.1	33.055	191.1	27.591	1:37.691		10	3:23.108	162.1	33.528	192.8	27.822	4:24.458	
4	36.840	162.4	33.244	192.1	27.666	1:37.750		11	37.091	163.3	33.114	192.5	27.813	1:38.018	
5	37.251	162.6	33.202	190.4	27.591	1:38.044		12	38.428	147.3	38.691	156.9	45.055	2:02.174	Pit
6	37.314	161.6	33.213	192.1	38.168	1:48.695	Pit								
7	8:04.271	127.9	35.298	193.2	28.297	9:07.866									

22 CERESOLI						ITA		SEAT Leon						I	
1						12:28.676	Pit	9						1:52.901	Pit
2						3:48.662		10						5:30.534	
3						1:40.763		11						1:39.103	
4						1:39.714		12						1:38.883	
5						1:39.233		13						1:39.111	
6						1:39.338		14						1:39.016	
7						1:39.578		15						2:03.911	Pit
8						1:39.435									

23 CORTHALS						BEL		SEAT Leon						I	
1	11:03.664	156.0	38.768	177.0	30.159	12:12.591		9	36.997	164.8	33.240	195.2	27.415	1:37.652	
2	37.873	163.3	34.287	191.8	27.834	1:39.994		10	37.634	165.1	40.782	186.2	42.226	2:00.642	Pit
3	37.310	163.3	35.293	190.8	27.908	1:40.511		11	3:36.948	162.4	33.567	191.8	27.443	4:37.958	
4	36.961	163.8	33.406	192.5	27.487	1:37.854		12	36.984	164.1	33.086	193.8	27.358	1:37.428	
5	36.958	164.6	37.707	138.4	49.304	2:03.969	Pit	13	37.102	164.6	33.163	193.8	27.422	1:37.687	
6	4:22.458	148.3	36.337	179.4	28.195	5:26.990		14	37.809	161.1	33.555	189.1	38.812	1:50.176	Pit
7	36.883	164.1	33.197	193.8	27.425	1:37.505									
8	37.458	164.6	33.170	194.9	27.325	1:37.953									



Weather/Track: Sun 18°/Dry 19°

Circuit Length - 3.696 kilometres
Oschersleben
Oschersleben

2007 FIA World Touring Car Championship

Free Practice 1 - Sector Analysis Report

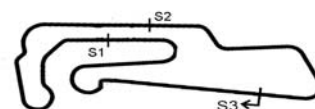
Lap S1 Time S1 Spd S2 Time S2 Spd S3 Time S3 Spd Lap Time Pit Lap S1 Time S1 Spd S2 Time S2 Spd S3 Time S3 Spd Lap Time Pit

26 D'ASTE					ITA			BMW 320si					I
1	11:41.081	158.8	34.784	192.8	28.346	12:44.211	10	37.230	163.1	33.136	194.9	27.546	1:37.912
2	37.487	163.1	33.251	193.8	27.571	1:38.309	11	37.191	163.3	33.106	196.0	27.579	1:37.876
3	37.197	163.6	33.219	192.8	27.958	1:38.374	12	36.989	165.1	33.069	195.6	27.741	1:37.799
4	37.385	163.8	33.707	193.2	27.760	1:38.852	13	37.309	162.1	34.294	193.5	27.788	1:39.391
5	37.094	163.6	32.990	194.5	27.681	1:37.765	14	37.103	164.3	33.066	196.7	27.628	1:37.797
6	37.161	162.8	33.867	191.4	27.960	1:38.988	15	37.245	164.8	33.236	196.0	27.412	1:37.893
7	37.035	164.6	33.340	196.0	42.104	1:52.479 Pit	16	37.436	161.9	33.294	194.9	28.103	1:38.833
8	4:06.347	164.3	33.212	197.0	27.619	5:07.178	17	42.581	144.5	38.414	158.8	50.415	2:11.410 Pit
9	37.069	163.3	33.118	195.2	27.571	1:37.758							

30 RANGONI					ITA			BMW 320si					I
1	12:36.928	161.9	33.583	194.9	27.743	13:38.254	10	37.761	162.8	33.165	193.5	27.573	1:38.499
2	37.406	161.9	33.071	195.6	27.102	1:37.579	11	37.322	162.4	32.811	194.5	27.489	1:37.622
3	37.369	162.6	33.151	194.5	41.100	1:51.620	12	37.160	163.6	32.731	196.3	27.539	1:37.430
4	37.745	163.3	33.731	191.4	27.509	1:38.985	13	37.085	163.1	33.116	196.0	27.568	1:37.769
5	37.614	161.4	33.306	194.9	27.710	1:38.630	14	36.985	163.8	35.240	191.8	28.813	1:41.038
6	37.476	159.7	33.180	195.6	27.582	1:38.238	15	37.493	160.0	32.914	194.2	27.546	1:37.953
7	39.628	158.3	36.966	139.3	40.843	1:57.437 Pit	16	37.152	162.4	33.022	194.2	27.675	1:37.849
8	2:44.990	162.1	33.434	193.8	27.639	3:46.063	17	43.472	129.3	39.545	190.1	47.502	2:10.519 Pit
9	41.303	159.2	34.775	192.1	27.736	1:43.814							

31 HERNANDEZ					ESP			BMW 320si					I
1	11:16.728	159.5	34.864	192.8	29.200	12:20.792	10	37.092	163.3	33.166	194.9	27.534	1:37.792
2	38.676	160.9	34.314	193.5	28.127	1:41.117	11	37.239	163.1	33.238	195.2	27.508	1:37.985
3	37.887	161.1	33.558	193.8	27.486	1:38.931	12	37.223	163.6	33.371	194.9	27.572	1:38.166
4	37.324	161.6	33.214	193.8	27.398	1:37.936	13	37.062	163.6	33.215	194.9	27.431	1:37.708
5	37.356	162.1	33.863	194.9	27.542	1:38.761	14	37.050	164.6	32.959	196.3	27.378	1:37.387
6	37.508	162.6	33.234	194.9	27.386	1:38.128	15	37.196	164.1	33.074	196.7	27.771	1:38.041
7	37.779	163.6	34.814	193.5	40.500	1:53.093 Pit	16	37.988	162.8	34.372	187.8	39.716	1:52.076 Pit
8	4:29.574	163.1	33.229	196.0	27.554	5:30.357							
9	37.224	162.4	33.129	195.2	27.554	1:37.907							

33 FREITAS					POR			Alfa Romeo 156					I
1	14:24.622	113.4	42.587	137.2	32.133	15:39.342	9	37.718	161.4	34.507	193.2	28.039	1:40.264
2	40.709	160.9	37.091	193.8	42.893	2:00.693 Pit	10	37.566	161.9	34.267	193.2	28.044	1:39.877
3	2:38.714	159.7	34.632	193.5	31.782	3:45.128	11	37.623	161.4	33.967	193.5	28.092	1:39.682
4	37.981	161.9	34.613	192.8	28.650	1:41.244	12	37.872	158.5	34.943	176.4	28.204	1:41.019
5	37.722	162.1	34.264	194.5	28.498	1:40.484	13	37.671	162.1	34.040	193.2	28.398	1:40.109
6	37.719	162.6	34.195	194.2	28.427	1:40.341	14	37.622	162.1	34.083	192.5	28.209	1:39.914
7	37.654	161.6	54.382	193.5	31.165	2:03.201	15	37.568	162.4	34.374	193.8	41.808	1:53.750 Pit
8	37.604	162.4	34.139	194.2	28.323	1:40.066							



Weather/Track: Sun 18°/Dry 19°

Circuit Length - 3.696 kilometres
Oschersleben
Oschersleben

Printed at 09:36, Saturday, 25 August, 2007

© MST Systems Ltd, 2005 (www.mstworld.com)

Page 5

2007 FIA World Touring Car Championship

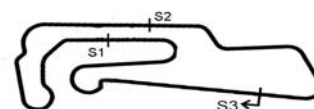
Free Practice 1 - Sector Analysis Report

Lap S1 Time S1 Spd S2 Time S2 Spd S3 Time S3 Spd Lap Time Pit Lap S1 Time S1 Spd S2 Time S2 Spd S3 Time S3 Spd Lap Time Pit

34 PEDALA						ITA		SEAT Leon				I		
1	11:29.128	140.2	40.625	132.6	32.984	12:42.737		7	2:51.460	162.8	33.870	195.2	27.511	3:52.841
2	41.212	156.5	36.822	169.8	50.010	2:08.044	Pit	8	37.831	163.1	33.565	196.0	43.407	1:54.803 Pit
3	2:48.872	160.9	35.086	190.8	32.042	3:56.000		9	3:29.187	162.6	33.783	193.5	27.682	4:30.652
4	39.355	161.9	34.198	194.9	28.119	1:41.672		10	37.387	161.9	46.753	113.8	49.512	2:13.652 Pit
5	37.860	162.6	33.545	195.6	27.977	1:39.382								
6	37.460	163.1	33.638	194.9	40.655	1:51.753	Pit							

35 SADREDINOV						RUS		SEAT Leon				I		
1						12:46.784		10	37.542	163.3	33.237	190.4	28.087	1:38.866
2						1:58.577	Pit	11	37.689	163.1	33.510	188.1	27.981	1:39.180
3	3:01.522	161.9	33.998	191.1	27.744	4:03.264		12	37.888	161.9	33.494	189.8	28.096	1:39.478
4	38.463	162.6	33.760	192.1	28.150	1:40.373		13	37.687	161.1	33.387	192.1	28.015	1:39.089
5	37.720	161.6	33.595	192.8	27.936	1:39.251		14	37.913	162.8	33.348	192.1	28.182	1:39.443
6	37.507	162.6	33.854	190.8	28.055	1:39.416		15	48.168	79.7	36.118	191.4	28.038	1:52.324
7	37.745	161.4	33.572	189.8	28.088	1:39.405		16	37.593	161.9	33.352	192.8	27.936	1:38.881
8	38.046	161.6	33.406	191.4	27.740	1:39.192		17	44.250	127.8	37.786	148.1	50.021	2:12.057 Pit
9	37.930	160.2	33.295	189.8	27.909	1:39.134								

40 TERTING						GER		SEAT Leon				I		
1	11:21.830	162.6	38.196	157.2	29.739	12:29.765		8	37.039	166.9	32.932	195.6	27.614	1:37.585
2	37.360	165.6	33.452	195.6	27.730	1:38.542		9	38.711	162.1	34.733	186.2	38.765	1:52.209 Pit
3	37.114	165.8	33.121	196.3	27.448	1:37.683		10	3:40.578	160.2	36.144	192.5	28.918	4:45.640
4	38.052	161.9	34.986	191.4	43.045	1:56.083	Pit	11	37.180	166.1	32.921	196.7	27.429	1:37.530
5	7:03.397	161.9	35.053	195.6	28.372	8:06.822		12	37.308	164.6	34.924	193.8	43.620	1:55.852 Pit
6	37.225	165.6	32.850	195.2	27.543	1:37.618								
7	37.056	166.1	32.863	194.5	27.561	1:37.480								

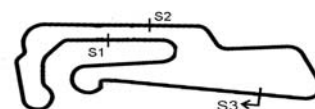


Weather/Track: Sun 18° /Dry 19°

Circuit Length - 3.696 kilometres
Oschersleben
Oschersleben

2007 FIA World Touring Car Championship Free Practice 1 - Best Sector Speeds Report

POS	SECTOR 1			SECTOR 2			SECTOR 3		
	NO	NAME	SPEED	LAP	NO	NAME	SPEED	LAP	NO SPEED TRAP AVAILABLE
1	19	COLCIAGO	166.9	13	9	GENE	197.4	10	
2	40	TERTING	166.9	8	15	THOMPSON	197.4	12	
3	10	JOURDAIN	166.6	8	16	TIELEMANS	197.0	7	
4	15	THOMPSON	165.8	4	26	D'ASTE	197.0	8	
5	9	GENE	165.6	4	19	COLCIAGO	196.7	6	
6	23	CORTHALS	165.1	10	31	HERNANDEZ	196.7	15	
7	26	D'ASTE	165.1	12	40	TERTING	196.7	11	
8	11	TARQUINI	164.8	3	1	PRIAULX	196.3	3	
9	16	TIELEMANS	164.8	4	5	PORTEIRO	196.3	16	
10	6	HUFF	164.6	10	10	JOURDAIN	196.3	8	
11	8	MENU	164.6	5	30	RANGONI	196.3	12	
12	31	HERNANDEZ	164.6	14	2	MULLER	196.0	5	
13	4	ZANARDI	164.3	14	4	ZANARDI	196.0	14	
14	18	MONTEIRO	164.3	4	34	PEDALA	196.0	8	
15	3	FARFUS	164.1	9	23	CORTHALS	195.2	9	
16	5	PORTEIRO	164.1	4	3	FARFUS	194.9	12	
17	30	RANGONI	163.8	14	7	LARINI	194.9	3	
18	7	LARINI	163.6	7	18	MONTEIRO	194.9	2	
19	1	PRIAULX	163.3	4	6	HUFF	194.5	2	
20	2	MULLER	163.3	9	33	FREITAS	194.5	5	
21	20	CORONEL	163.3	11	11	TARQUINI	194.2	9	
22	35	SADREDINOV	163.3	10	8	MENU	193.8	5	
23	34	PEDALA	163.1	6	12	MULLER	193.5	5	
24	33	FREITAS	162.6	6	20	CORONEL	193.2	7	
25	12	MULLER	161.1	5	35	SADREDINOV	192.8	5	



Weather/Track: Sun 18°/Dry 19°

Circuit Length - 3.696 kilometres
Oschersleben
Oschersleben

Printed at 09:35, Saturday, 25 August, 2007

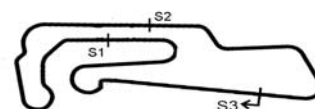
© MST Systems Ltd, 2005 (www.mstworld.com)

Page 1

2007 FIA World Touring Car Championship Free Practice 1 - Best Sector Times Report

POS	SECTOR 1			SECTOR 2			SECTOR 3			NAME	IDEAL/BEST LAP COMPARISON				
	NO	TIME	LAP	NO	TIME	LAP	NO	TIME	LAP		NO	IDEAL	BEST	LAP	DIFF
1	1	36.686	13	8	32.688	8	11	27.089	3	1	PRIAULX	1:36.652	1:36.895	12	+ 0.243
2	2	36.733	9	1	32.691	12	18	27.089	3	2	MULLER	1:36.779	1:36.923	8	+ 0.144
3	4	36.756	13	2	32.723	5	30	27.102	2	11	TARQUINI	1:36.798	1:36.903	4	+ 0.105
4	8	36.761	5	30	32.731	12	1	27.275	2	30	RANGONI	1:36.818	1:37.430	12	+ 0.612
5	3	36.765	14	15	32.822	7	4	27.282	9	8	MENU	1:36.866	1:37.000	8	+ 0.134
6	18	36.773	3	3	32.826	4	5	27.299	11	3	FARFUS	1:36.893	1:37.016	12	+ 0.123
7	10	36.786	8	11	32.845	4	3	27.302	12	18	MONTEIRO	1:36.921	1:36.921	3	+ 0.000
8	20	36.840	4	40	32.850	6	15	27.312	7	15	THOMPSON	1:37.025	1:37.032	8	+ 0.007
9	11	36.864	4	6	32.854	5	2	27.323	8	5	PORTEIRO	1:37.045	1:37.078	13	+ 0.033
10	5	36.878	13	5	32.868	13	23	27.325	8	4	ZANARDI	1:37.126	1:37.401	13	+ 0.275
11	23	36.883	7	20	32.932	8	7	27.369	3	7	LARINI	1:37.224	1:37.300	7	+ 0.076
12	15	36.891	8	9	32.945	7	31	27.378	14	10	JOURDAIN	1:37.242	1:37.518	8	+ 0.276
13	7	36.896	7	12	32.953	11	19	27.400	9	23	CORTHALS	1:37.294	1:37.428	12	+ 0.134
14	19	36.978	9	7	32.959	7	10	27.409	3	40	TERTING	1:37.318	1:37.480	7	+ 0.162
15	30	36.985	14	31	32.959	14	26	27.412	15	20	CORONEL	1:37.363	1:37.620	8	+ 0.257
16	26	36.989	12	26	32.990	5	8	27.417	8	31	HERNANDEZ	1:37.387	1:37.387	14	+ 0.000
17	40	37.039	8	10	33.047	7	40	27.429	11	26	D'ASTE	1:37.391	1:37.758	9	+ 0.367
18	31	37.050	14	18	33.059	3	12	27.432	4	19	COLCIAGO	1:37.493	1:38.003	13	+ 0.510
19	9	37.175	8	23	33.086	12	34	27.511	7	12	MULLER	1:37.585	1:37.771	11	+ 0.186
20	12	37.200	7	4	33.088	13	9	27.519	7	6	HUFF	1:37.607	1:37.758	9	+ 0.151
21	6	37.213	10	19	33.115	13	6	27.540	9	9	GENE	1:37.639	1:37.661	7	+ 0.022
22	16	37.232	4	35	33.237	10	20	27.591	3	34	PEDALA	1:38.443	1:39.382	5	+ 0.939
23	34	37.387	10	34	33.545	5	16	27.704	7	35	SADREDINO	1:38.484	1:38.866	10	+ 0.382
24	35	37.507	6	16	33.588	7	35	27.740	8	16	TIELEMANS	1:38.524	1:38.727	7	+ 0.203
25	33	37.566	10	33	33.967	11	33	28.039	9	33	FREITAS	1:39.572	1:39.682	11	+ 0.110

'Perfect Lap' - 1:36.463



Weather/Track: Sun 18°/Dry 19°

Circuit Length - 3.696 kilometres
Oschersleben
Oschersleben

Printed at 09:35, Saturday, 25 August, 2007

© MST Systems Ltd, 2005 (www.mstworld.com)

Page 1

2007 FIA World Touring Car Championship FREE PRACTICE 2

POS	NO	CL	DRIVER	NAT	CAR	TIME	LAPS	GAP	KPH
1	15		James THOMPSON	GBR	Alfa Romeo 156	1:36.151	11		138.38
2	2		Jorg MULLER	GER	BMW 320si	1:36.343	13	0.192	138.10
3	23	I	Pierre-Yves CORTHALS	BEL	SEAT Leon	1:36.722	13	0.571	137.56
4	20		Tom CORONEL	NED	SEAT Leon	1:36.863	13	0.712	137.36
5	18		Tiago MONTEIRO	POR	SEAT Leon	1:36.982	12	0.831	137.19
6	19	I	Roberto COLCIAGO	ITA	SEAT Leon	1:37.095	12	0.944	137.03
7	7		Nicola LARINI	ITA	Chevrolet Lacetti	1:37.110	12	0.959	137.01
8	11		Gabriele TARQUINI	ITA	SEAT Leon	1:37.132	5	0.981	136.98
9	5		Felix PORTEIRO	ESP	BMW 320si	1:37.313	14	1.162	136.73
10	40		Peter TERTING	GER	SEAT Leon	1:37.340	10	1.189	136.69
11	35	I	Timur SADREDINOV	RUS	SEAT Leon	1:37.345	14	1.194	136.68
12	1		Andy PRIAULX	GBR	BMW 320si	1:37.464	14	1.313	136.51
13	10		Michel JOURDAIN	MEX	SEAT Leon	1:37.501	12	1.350	136.46
14	30	I	Luca RANGONI	ITA	BMW 320si	1:37.513	14	1.362	136.45
15	4		Alessandro ZANARDI	ITA	BMW 320si	1:37.594	14	1.443	136.33
16	3		Augusto FARFUS	BRA	BMW 320si	1:37.703	3	1.552	136.18
17	26	I	Stefano D'ASTE	ITA	BMW 320si	1:37.761	16	1.610	136.10
18	12		Yvan MULLER	FRA	SEAT Leon TDI	1:37.762	13	1.611	136.10
19	8		Alain MENU	SUI	Chevrolet Lacetti	1:37.860	11	1.709	135.96
20	16		Olivier TIELEMANS	NED	Alfa Romeo 156	1:37.891	13	1.740	135.92
21	9		Jordi GENE	ESP	SEAT Leon TDI	1:38.099	9	1.948	135.63
22	6		Robert HUFF	GBR	Chevrolet Lacetti	1:38.109	12	1.958	135.62
23	31	I	Sergio HERNANDEZ	ESP	BMW 320si	1:38.133	10	1.982	135.58
24	34	I	Massimiliano PEDALA	ITA	SEAT Leon	1:38.134	6	1.983	135.58
25	22	I	Maurizio CERESOLI	ITA	SEAT Leon	1:38.433	10	2.282	135.17
26	33	I	Miguel FREITAS	POR	Alfa Romeo 156	1:38.966	15	2.815	134.44

Weather/Track: Sun 22°/Dry 28°

Oschersleben
Circuit Length = 3.6960 km.
Start: 11:30 End: 12:00

Race Director:	Steward:	Timekeeper:
----------------	----------	-------------

2007 FIA World Touring Car Championship

Free Practice 2 - Sector Analysis Report

Lap S1 Time S1 Spd S2 Time S2 Spd S3 Time S3 Spd Lap Time Pit Lap S1 Time S1 Spd S2 Time S2 Spd S3 Time S3 Spd Lap Time Pit

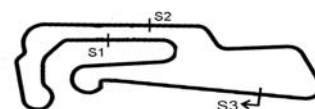
1 PRIAULX						GBR		BMW 320si						
1	10:57.518	137.9	36.609	156.5	28.349	12:02.476		9	2:48.409	159.7	34.063	191.8	27.495	3:49.967
2	36.841	162.1	33.195	194.2	27.428	1:37.464		10	36.853	161.1	33.103	193.8	27.542	1:37.498
3	37.115	161.6	33.264	194.2	33.996	1:44.375		11	37.513	159.5	33.709	193.2	35.361	1:46.583 Pit
4	36.895	161.6	34.183	196.0	27.675	1:38.753		12	1:53.340	160.9	33.129	193.8	27.446	2:53.915
5	37.085	160.9	33.346	194.2	47.574	1:58.005 Pit		13	36.946	161.6	33.206	193.8	27.824	1:37.976
6	3:46.896	159.7	33.119	193.2	27.395	4:47.410		14	37.110	161.4	33.118	195.2	27.654	1:37.882
7	36.914	160.9	33.222	192.5	27.470	1:37.606								
8	38.522	161.9	34.539	192.5	37.352	1:50.413 Pit								

2 MULLER						GER		BMW 320si						
1	10:47.577	160.4	33.140	196.0	27.842	11:48.559		8	36.826	162.6	34.762	180.6	36.584	1:48.172 Pit
2	37.052	162.6	33.200	196.0	27.338	1:37.590		9	3:17.703	162.1	33.145	195.6	27.489	4:18.337
3	37.158	162.1	33.218	194.2	27.357	1:37.733		10	36.615	162.1	32.583	197.4	27.145	1:36.343
4	37.115	161.1	42.869	194.9	35.339	1:55.323 Pit		11	36.810	161.4	34.809	192.5	33.810	1:45.429 Pit
5	4:24.681	159.2	33.169	194.9	27.370	5:25.220		12	3:10.993	162.8	33.043	192.5	27.216	4:11.252
6	36.966	161.6	33.630	184.9	32.930	1:43.526		13	36.768	162.1	32.806	196.3	27.392	1:36.966
7	36.835	162.4	33.097	194.9	27.341	1:37.273								

3 FARFUS						BRA		BMW 320si						
1	10:45.432	160.2	33.529	192.8	27.769	11:46.730		3	38.928	116.8	35.317	192.5	27.517	1:41.762
2	36.985	162.1	33.262	191.4	27.456	1:37.703								

4 ZANARDI						ITA		BMW 320si						
1	10:53.606	155.8	34.939	190.8	28.093	11:56.638		9	36.909	161.9	33.444	193.5	27.535	1:37.888
2	37.335	161.4	33.260	192.8	27.510	1:38.105		10	37.178	162.4	33.439	193.8	27.364	1:37.981
3	37.058	162.6	33.415	192.8	27.718	1:38.191		11	38.354	160.2	34.870	192.5	36.208	1:49.432 Pit
4	37.250	162.8	34.921	191.8	38.576	1:50.747 Pit		12	3:03.267	160.0	34.821	191.1	28.185	4:06.273
5	3:11.669	157.4	34.712	189.4	27.679	4:14.060		13	37.089	162.4	33.328	192.8	27.416	1:37.833
6	37.023	162.1	34.383	182.4	38.949	1:50.355 Pit		14	37.038	162.1	33.140	194.5	27.416	1:37.594
7	3:02.713	157.8	36.352	189.8	28.850	4:07.915								
8	37.298	161.6	33.473	193.2	27.485	1:38.256								

5 PORTEIRO						ESP		BMW 320si						
1	10:49.838	160.0	34.427	195.2	27.857	11:52.122		9	37.533	163.6	33.322	195.6	36.959	1:47.814 Pit
2	36.968	162.6	33.412	193.8	27.203	1:37.583		10	3:08.153	161.9	33.573	191.1	27.459	4:09.185
3	37.096	161.4	33.534	193.8	27.282	1:37.912		11	37.088	163.3	35.533	197.0	27.317	1:39.938
4	37.132	164.1	33.740	194.5	27.795	1:38.667		12	36.946	164.1	33.302	194.2	43.182	1:53.430 Pit
5	37.395	158.8	34.681	193.2	40.866	1:52.942 Pit		13	1:08.352	161.4	33.735	191.4	27.427	2:09.514
6	4:23.822	162.1	33.275	194.9	27.492	5:24.589		14	36.965	162.6	33.103	194.9	27.352	1:37.420
7	36.954	163.1	33.142	194.5	27.217	1:37.313								
8	36.872	163.8	33.193	195.2	27.629	1:37.694								



Weather/Track: Sun 22° /Dry 28°

Circuit Length - 3.696 kilometres
 Oschersleben
 Oschersleben

2007 FIA World Touring Car Championship

Free Practice 2 - Sector Analysis Report

Lap S1 Time S1 Spd S2 Time S2 Spd S3 Time S3 Spd Lap Time Pit Lap S1 Time S1 Spd S2 Time S2 Spd S3 Time S3 Spd Lap Time Pit

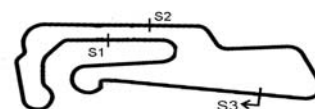
6 HUFF				GBR Chevrolet Lacetti						
1	13:25.814	162.1	33.731 193.8	27.529	14:27.074	8	37.420 162.6	34.040 194.2	27.663	1:39.123
2	37.140	164.1	33.764 194.2	27.449	1:38.353	9	37.472 163.3	33.142 194.9	37.542	1:48.156 Pit
3	37.978 161.9	34.447 193.8	27.559	1:39.984	10	3:41.538 162.8	33.220 193.8	27.398	4:42.156	
4	37.214 162.6	34.388 194.5	40.745	1:52.347 Pit	11	37.432 163.1	33.168 193.2	27.509	1:38.109	
5	4:51.134 163.3	33.114 195.2	27.615	5:51.863	12	37.498 163.1	33.425 192.8	27.830	1:38.753	
6	38.011 164.1	35.145 184.3	28.129	1:41.285						
7	37.162 163.1	33.970 195.2	27.498	1:38.630						

7 LARINI				ITA Chevrolet Lacetti					
1	11:28.518 156.2	36.757 186.8	28.402	12:33.677	8	6:54.743 160.7	35.539 191.8	27.985	7:58.267
2	37.351 161.1	33.127 194.5	27.479	1:37.957	9	37.000 162.8	33.401 193.2	27.486	1:37.887
3	37.457 162.8	33.280 193.2	27.648	1:38.385	10	37.645 162.6	33.776 187.5	27.679	1:39.100
4	37.521 161.9	34.908 191.1	40.806	1:53.235 Pit	11	37.298 163.3	33.284 193.5	27.637	1:38.219
5	3:57.888 161.4	34.629 190.1	29.215	5:01.732	12	37.390 160.9	33.277 193.2	27.665	1:38.332
6	37.003 161.9	32.821 194.2	27.286	1:37.110					
7	37.178 161.9	33.095 192.5	39.798	1:50.071 Pit					

8 MENU				SUI Chevrolet Lacetti					
1	11:27.216 152.7	36.480 189.1	28.524	12:32.220	7	37.041 163.3	33.148 194.5	27.671	1:37.860
2	37.314 160.7	33.115 192.8	27.698	1:38.127	8	44.262 151.2	36.992 175.3	29.108	1:50.362
3	37.203 163.3	33.292 193.2	27.775	1:38.270	9	37.156 161.1	33.159 193.2	27.985	1:38.300
4	37.916 162.8	37.468 163.1	43.102	1:58.486 Pit	10	37.542 161.9	33.325 193.5	27.872	1:38.739
5	11:31.819 153.8	36.341 191.1	27.831	12:35.991	11	37.313 162.6	33.444 191.8	27.948	1:38.705
6	37.143 162.6	33.529 192.8	27.632	1:38.304					

9 GENE				ESP SEAT Leon TDI					
1	12:00.585 156.2	35.208 195.6	28.013	13:03.806	6	37.087 165.8	33.540 198.5	27.636	1:38.263
2	37.301 165.8	33.407 195.2	27.624	1:38.332	7	37.162 166.1	34.156 198.1	43.092	1:54.410 Pit
3	37.140 165.6	33.340 196.7	27.672	1:38.152	8	7:33.539 113.0	37.893 197.8	27.831	8:39.263
4	37.512 165.1	36.251 194.5	42.693	1:56.456 Pit	9	36.982 165.6	33.420 196.7	27.697	1:38.099
5	6:04.832 156.0	37.169 164.1	28.096	7:10.097					

10 JOURDAIN				MEX SEAT Leon					
1	11:38.532 115.6	42.653 151.4	30.928	12:52.113	8	37.261 164.1	33.312 194.5	27.700	1:38.273
2	43.246 153.6	35.305 194.5	27.515	1:46.066	9	37.383 165.3	34.749 196.0	28.827	1:40.959
3	37.067 165.3	33.010 195.2	27.424	1:37.501	10	37.130 165.3	33.301 195.6	27.967	1:38.398
4	37.150 165.1	1:06.713 136.3	49.068	2:32.931 Pit	11	37.246 164.6	33.481 193.5	27.782	1:38.509
5	8:29.065 159.7	35.697 191.4	27.731	9:32.493	12	37.254 164.6	33.479 193.5	45.592	1:56.325 Pit
6	37.129 164.6	33.981 189.8	28.224	1:39.334					
7	37.196 163.8	33.563 194.5	27.663	1:38.422					



Weather/Track: Sun 22° /Dry 28°

Circuit Length - 3.696 kilometres
Oschersleben
Oschersleben

2007 FIA World Touring Car Championship

Free Practice 2 - Sector Analysis Report

Lap S1 Time S1 Spd S2 Time S2 Spd S3 Time S3 Spd Lap Time Pit Lap S1 Time S1 Spd S2 Time S2 Spd S3 Time S3 Spd Lap Time Pit

11 TARQUINI

ITA

SEAT Leon

1	11:52.566	158.5	34.835	191.4	27.617	12:55.018	4	5:39.085	159.7	33.486	193.8	27.220	6:39.791
2	37.033	164.6	33.422	193.5	27.258	1:37.713	5	36.818	163.1	32.989	193.5	27.325	1:37.132
3	36.992	163.3	43.684	152.1	45.145	2:05.821	Pit						

12 MULLER

FRA

SEAT Leon TDI

1	10:58.714	123.7	36.174	190.8	28.557	12:03.445	8	37.228	163.3	33.382	194.2	27.568	1:38.178	
2	37.018	162.4	33.461	194.2	27.339	1:37.818	9	37.220	162.1	33.565	194.2	27.540	1:38.325	
3	37.066	164.3	33.313	193.8	27.602	1:37.981	10	38.473	133.4	39.082	158.5	43.192	2:00.747	
4	37.062	162.8	33.285	194.9	27.554	1:37.901	11	5:18.535	155.3	33.509	194.2	28.959	6:21.003	
5	37.387	161.6	33.576	193.8	44.757	1:55.720	Pit	12	37.098	163.6	33.260	193.5	27.586	1:37.944
6	4:37.395	156.9	36.545	167.1	29.605	5:43.545	13	41.522	137.5	33.636	194.5	27.606	1:42.764	
7	37.086	163.8	33.200	195.6	27.476	1:37.762								

15 THOMPSON

GBR

Alfa Romeo 156

1	11:12.741	160.2	36.292	191.1	28.884	12:17.917	7	37.275	162.8	33.291	195.6	27.540	1:38.106	
2	37.193	164.3	33.146	196.7	27.368	1:37.707	8	37.734	165.1	35.562	191.4	38.926	1:52.222	
3	37.227	163.3	33.192	196.0	27.466	1:37.885	9	3:59.890	158.8	36.153	192.5	28.025	5:04.068	
4	40.016	162.4	37.447	181.8	42.053	1:59.516	Pit	10	36.612	165.1	32.578	196.0	26.961	1:36.151
5	3:34.933	160.0	36.370	192.8	28.530	4:39.833		11	37.748	144.1	37.240	190.1	38.575	1:53.563
6	37.208	162.6	33.129	195.2	27.417	1:37.754								

16 TIELEMANS

NED

Alfa Romeo 156

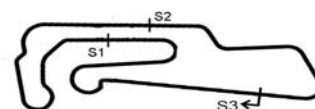
1	11:15.556	162.1	36.281	198.1	29.431	12:21.268	8	37.196	163.1	33.476	195.6	44.246	1:54.918	
2	38.406	161.6	33.918	194.9	27.885	1:40.209	9	4:12.644	164.1	34.398	197.4	27.729	5:14.771	
3	37.493	163.3	33.843	196.0	27.845	1:39.181	10	37.000	164.8	34.696	194.9	44.405	1:56.101	
4	37.564	160.9	34.301	195.6	45.217	1:57.082	Pit	11	2:29.507	163.8	33.702	195.2	27.523	3:30.732
5	2:38.499	164.1	34.026	196.3	27.892	3:40.417	12	37.055	165.1	33.637	195.2	27.606	1:38.298	
6	36.968	164.6	33.600	196.0	27.387	1:37.955	13	37.112	164.8	33.462	194.5	27.902	1:38.476	
7	37.059	165.3	33.255	196.3	27.577	1:37.891								

18 MONTEIRO

POR

SEAT Leon

1	11:15.037	157.4	36.006	181.8	29.539	12:20.582	8	36.987	161.9	32.993	192.8	27.398	1:37.378	
2	36.936	163.1	32.794	196.0	27.252	1:36.982	9	37.251	160.9	33.538	172.5	35.634	1:46.423	
3	36.994	163.6	33.036	196.0	27.369	1:37.399	10	3:45.602	158.1	33.982	194.2	27.460	4:47.044	
4	37.338	160.7	35.400	172.8	40.515	1:53.253	Pit	11	36.902	162.8	34.011	194.5	27.362	1:38.275
5	4:10.973	158.5	34.142	192.8	28.495	5:13.610	12	37.075	162.4	32.964	193.2	27.632	1:37.671	
6	36.995	162.1	33.003	193.8	46.325	1:56.323	Pit							
7	4:04.724	157.4	35.344	190.8	27.409	5:07.477								



Weather/Track: Sun 22° /Dry 28°

Circuit Length - 3.696 kilometres
Oschersleben
Oschersleben

Printed at 12:04, Saturday, 25 August, 2007

© MST Systems Ltd, 2005 (www.mstworld.com)

Page 3

2007 FIA World Touring Car Championship

Free Practice 2 - Sector Analysis Report

Lap S1 Time S1 Spd S2 Time S2 Spd S3 Time S3 Spd Lap Time Pit Lap S1 Time S1 Spd S2 Time S2 Spd S3 Time S3 Spd Lap Time Pit

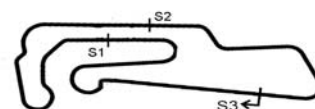
19 COLCIAGO					ITA			SEAT Leon				I	
1	11:27.320	91.8	38.893	172.8	34.096	12:40.309	8	42.959	151.0	38.804	180.3	49.116	2:10.879 Pit
2	37.240	164.8	33.418	195.6	27.706	1:38.364	9	5:12.770	156.5	37.830	168.4	28.868	6:19.468
3	36.970	163.8	33.349	194.9	27.668	1:37.987	10	36.822	166.1	33.307	196.0	27.329	1:37.458
4	55.749	108.8	41.985	158.8	49.199	2:26.933 Pit	11	36.717	165.3	33.099	193.8	27.279	1:37.095
5	3:42.077	152.9	36.822	194.2	28.375	4:47.274	12	36.680	164.8	33.276	194.2	27.429	1:37.385
6	36.991	165.8	33.320	193.2	27.482	1:37.793							
7	37.153	163.6	33.574	194.5	27.515	1:38.242							

20 CORONEL					NED			SEAT Leon				I	
1					12:00.429	8							1:57.925 Pit
2					1:38.595	9	5:25.540	152.9	35.185	190.4	27.896	6:28.621	
3					1:38.945	10	36.978	162.6	37.795	191.1	27.956	1:42.729	
4					1:51.065 Pit	11	36.864	162.6	33.156	192.5	27.589	1:37.609	
5					4:21.478	12	37.303	162.1	33.216	191.4	27.773	1:38.292	
6					1:36.863	13	37.273	160.9	33.619	189.8	36.888	1:47.780 Pit	
7					1:37.410								

22 CERESOLI					ITA			SEAT Leon				I	
1	11:03.331	161.9	34.386	188.8	28.588	12:06.305	7	37.674	161.1	33.779	190.8	39.916	1:51.369 Pit
2	37.923	159.5	34.137	192.8	27.826	1:39.886	8	6:05.959	145.7	36.620	187.5	27.910	7:10.489
3	38.875	162.8	34.379	194.2	40.275	1:53.529 Pit	9	37.226	161.9	33.567	193.8	43.621	1:54.414 Pit
4	3:16.823	160.7	36.315	187.1	34.421	4:27.559	10	5:34.988	162.6	33.874	193.5	27.822	6:36.684
5	37.231	162.4	33.619	193.5	27.583	1:38.433							
6	37.321	161.6	33.857	192.8	27.714	1:38.892							

23 CORTHALS					BEL			SEAT Leon				I	
1	11:02.189	159.2	34.472	194.5	28.271	12:04.932	8	37.172	164.1	33.223	195.2	27.544	1:37.939
2	36.993	164.3	33.316	194.2	27.313	1:37.622	9	37.591	161.9	33.476	193.8	42.198	1:53.265 Pit
3	37.041	164.8	33.427	194.9	27.413	1:37.881	10	3:29.054	137.7	36.918	179.4	27.891	4:33.863
4	37.121	164.6	33.793	191.8	27.676	1:38.590	11	36.820	163.6	32.987	194.5	27.213	1:37.020
5	37.196	163.3	33.515	194.5	49.015	1:59.726 Pit	12	36.689	163.6	32.906	194.5	27.127	1:36.722
6	4:36.394	161.6	33.672	192.8	28.465	5:38.531	13	36.755	164.3	33.020	194.5	27.318	1:37.093
7	37.176	164.1	33.283	195.2	27.469	1:37.928							

26 D'ASTE					ITA			BMW 320si				I	
1	11:34.929	156.0	34.257	193.8	27.876	12:37.062	10	37.680	163.6	34.530	193.8	40.638	1:52.848 Pit
2	37.327	161.1	33.376	197.0	27.514	1:38.217	11	4:03.460	162.1	33.375	194.9	27.575	5:04.410
3	37.099	162.6	33.277	196.3	27.474	1:37.850	12	37.088	163.3	33.104	196.3	27.569	1:37.761
4	36.819	162.8	33.848	194.2	27.469	1:38.136	13	37.450	161.9	34.827	194.5	27.989	1:40.266
5	37.176	162.4	33.349	195.2	27.575	1:38.100	14	37.029	162.8	33.127	195.6	27.642	1:37.798
6	37.036	162.6	41.691	193.2	30.137	1:48.864	15	36.943	163.3	34.054	188.8	27.743	1:38.740
7	37.172	162.6	33.913	194.5	27.741	1:38.826	16	37.222	162.6	33.087	196.3	27.568	1:37.877
8	37.389	163.3	33.365	194.9	27.741	1:38.495							
9	37.308	161.1	33.154	196.0	27.625	1:38.087							



Weather/Track: Sun 22° /Dry 28°

Circuit Length - 3.696 kilometres
Oschersleben
Oschersleben

Printed at 12:04, Saturday, 25 August, 2007
© MST Systems Ltd, 2005 (www.mstworld.com)

Page 4

2007 FIA World Touring Car Championship

Free Practice 2 - Sector Analysis Report

Lap S1 Time S1 Spd S2 Time S2 Spd S3 Time S3 Spd Lap Time Pit Lap S1 Time S1 Spd S2 Time S2 Spd S3 Time S3 Spd Lap Time Pit

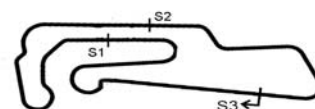
30 RANGONI				ITA				BMW 320si				I	
1	12:02.549	95.4	55.101	33.020	13:30.670	9	37.406	161.6	38.780	156.5	27.985	1:44.171	
2	37.269	161.6	33.911	192.8	27.405	1:38.585	10	37.330	163.3	33.360	186.8	39.605	1:50.295 Pit
3	37.269	160.4	33.543	192.1	28.362	1:39.174	11	3:20.629	159.2	45.817	134.4	28.981	4:35.427
4	37.470	161.6	33.331	196.0	27.746	1:38.547	12	38.332	111.9	33.945	195.2	27.668	1:39.945
5	37.365	159.2	33.546	193.2	27.752	1:38.663	13	37.013	164.3	33.280	190.1	27.393	1:37.686
6	37.426	162.1	33.805	193.5	27.679	1:38.910	14	37.053	162.6	32.848	198.1	27.612	1:37.513
7	37.364	161.9	33.588	193.8	44.448	1:55.400 Pit							
8	2:53.076	162.6	34.752	190.1	27.738	3:55.566							

31 HERNANDEZ				ESP				BMW 320si				I	
1	11:06.508	160.4	34.427	193.2	27.836	12:08.771	7	4:23.233	162.8	33.556	194.5	27.345	5:24.134
2	37.306	161.6	33.567	195.6	27.682	1:38.555	8	37.134	161.6	34.077	193.8	27.574	1:38.785
3	37.468	161.4	33.637	194.5	27.720	1:38.825	9	37.231	161.9	34.087	194.9	27.576	1:38.894
4	37.083	162.6	33.620	196.0	27.430	1:38.133	10	37.421	161.4	33.637	193.5	28.149	1:49.207 Pit
5	37.151	162.8	33.740	195.6	27.669	1:38.560							
6	37.409	161.6	33.841	192.8	43.162	1:54.412 Pit							

33 FREITAS				POR				Alfa Romeo 156				I	
1	11:15.403	155.8	36.099	193.2	30.081	12:21.583	9	37.247	161.6	48.511	191.4	27.786	1:53.544
2	38.621	162.1	34.381	195.2	27.828	1:40.830	10	37.068	162.4	33.626	194.5	28.272	1:38.966
3	37.505	163.1	33.968	195.2	28.097	1:39.570	11	37.485	162.4	33.999	193.8	28.046	1:39.530
4	37.229	162.4	34.032	196.0	28.468	1:39.729	12	37.395	162.4	34.305	193.5	27.931	1:39.631
5	38.656	162.4	34.947	194.2	28.318	1:41.921	13	37.560	161.6	33.943	193.2	28.064	1:39.567
6	37.448	161.9	34.017	193.8	28.073	1:39.538	14	37.588	159.7	34.416	190.8	28.068	1:40.072
7	47.353	88.3	36.480	192.5	40.217	2:04.050 Pit	15	37.521	161.1	34.340	191.8	49.988	2:01.849 Pit
8	4:21.213	155.6	37.844	161.4	28.497	5:27.554							

34 PEDALA				ITA				SEAT Leon				I	
1	11:32.098	154.2	35.180	191.4	29.117	12:36.395	5	37.267	161.9	36.450	192.5	29.337	1:43.054
2	37.482	162.6	33.517	195.2	29.374	1:40.373	6	37.333	162.1	33.662	177.0	58.976	2:09.971 Pit
3	38.319	162.1	34.211	158.8	27.812	1:40.342							
4	37.261	162.4	33.441	194.9	27.432	1:38.134							

35 SADREDINOV				RUS				SEAT Leon				I	
1	11:18.695	161.6	34.107	194.2	28.507	12:21.309	9	6:22.712	161.6	35.467	183.6	27.775	7:25.954
2	40.530	163.1	33.573	194.9	27.598	1:41.701	10	36.846	163.3	33.209	192.5	27.290	1:37.345
3	37.450	164.3	33.794	193.2	28.437	1:39.681	11	36.926	163.6	34.232	192.8	27.512	1:38.670
4	37.410	162.6	33.954	192.5	28.031	1:39.395	12	37.167	162.6	33.405	193.2	27.694	1:38.266
5	37.869	161.6	34.295	192.5	28.246	1:40.410	13	37.293	163.3	33.344	192.8	28.524	1:39.161
6	37.789	162.6	33.700	191.8	27.663	1:39.152	14	37.675	162.1	33.623	192.1	50.875	2:02.173 Pit
7	37.637	162.8	33.852	191.4	27.853	1:39.342							
8	37.814	159.5	33.704	192.1	44.389	1:55.907 Pit							



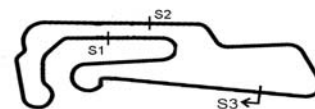
Weather/Track: Sun 22° /Dry 28°

Circuit Length - 3.696 kilometres
Oschersleben
Oschersleben

2007 FIA World Touring Car Championship

Free Practice 2 - Sector Analysis Report

Lap	S1 Time	S1 Spd	S2 Time	S2 Spd	S3 Time	S3 Spd	Lap Time	Pit	Lap	S1 Time	S1 Spd	S2 Time	S2 Spd	S3 Time	S3 Spd	Lap Time	Pit
40 TERTING																	
GER								SEAT Leon									
1	11:09.423	161.1	36.303	186.2	28.701		12:14.427		7	37.144	160.0	35.677	179.1	40.287		1:53.108	Pit
2	37.108	165.1	33.253	195.2	27.357		1:37.718		8	3:11.500	158.8	34.496	192.8	28.783		4:14.779	
3	36.879	166.6	33.180	197.0	27.399		1:37.458		9	36.879	163.6	33.005	195.2	27.456		1:37.340	
4	36.845	166.1	36.909	190.4	41.954		1:55.708	Pit	10	36.918	165.6	2:20.981	105.1	41.091		3:38.990	Pit
5	4:39.553	159.2	37.102	194.2	27.438		5:44.093										
6	36.863	165.8	33.076	195.6	27.544		1:37.483										



Weather/Track: Sun 22° /Dry 28°

Circuit Length - 3.696 kilometres
 Oschersleben
 Oschersleben

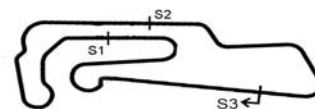
Printed at 12:04, Saturday, 25 August, 2007

© MST Systems Ltd, 2005 (www.mstworld.com)

Page 6

2007 FIA World Touring Car Championship Free Practice 2 - Best Sector Speeds Report

SECTOR 1				SECTOR 2				SECTOR 3				
POS	NO	NAME	SPEED	LAP	NO	NAME	SPEED	LAP	NO	SPEED	TRAP	AVAILABLE
1	40	TERTING	166.6	3	9	GENE	198.5	6				
2	9	GENE	166.1	7	16	TIELEMANS	198.1	1				
3	19	COLCIAGO	166.1	10	30	RANGONI	198.1	14				
4	10	JOURDAIN	165.3	3	2	MULLER	197.4	10				
5	16	TIELEMANS	165.3	7	5	PORTEIRO	197.0	11				
6	15	THOMPSON	165.1	8	26	D'ASTE	197.0	2				
7	23	CORTHALS	164.8	3	40	TERTING	197.0	3				
8	11	TARQUINI	164.6	2	15	THOMPSON	196.7	2				
9	12	MULLER	164.3	3	1	PRIAULX	196.0	4				
10	30	RANGONI	164.3	13	10	JOURDAIN	196.0	9				
11	35	SADREDINOV	164.3	3	18	MONTEIRO	196.0	2				
12	5	PORTEIRO	164.1	4	19	COLCIAGO	196.0	10				
13	6	HUFF	164.1	2	31	HERNANDEZ	196.0	4				
14	18	MONTEIRO	163.6	3	33	FREITAS	196.0	4				
15	26	D'ASTE	163.6	10	12	MULLER	195.6	7				
16	7	LARINI	163.3	11	6	HUFF	195.2	5				
17	8	MENU	163.3	3	23	CORTHALS	195.2	7				
18	33	FREITAS	163.1	3	34	PEDALA	195.2	2				
19	2	MULLER	162.8	12	35	SADREDINOV	194.9	2				
20	4	ZANARDI	162.8	4	4	ZANARDI	194.5	14				
21	22	CERESOLI	162.8	3	7	LARINI	194.5	2				
22	31	HERNANDEZ	162.8	5	8	MENU	194.5	7				
23	20	CORONEL	162.6	10	22	CERESOLI	194.2	3				
24	34	PEDALA	162.6	2	11	TARQUINI	193.8	4				
25	1	PRIAULX	162.1	2	3	FARFUS	192.8	1				
26	3	FARFUS	162.1	2	20	CORONEL	192.5	11				



Weather/Track: Sun 22° /Dry 28°

Circuit Length - 3.696 kilometres
Oschersleben
Oschersleben

Printed at 12:03, Saturday, 25 August, 2007

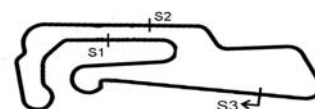
© MST Systems Ltd, 2005 (www.mstworld.com)

Page 1

2007 FIA World Touring Car Championship Free Practice 2 - Best Sector Times Report

POS	NO	SECTOR 1		NO	SECTOR 2		NO	SECTOR 3		NO	NAME	IDEAL/BEST LAP COMPARISON			DIFF
		TIME	LAP		TIME	LAP		TIME	LAP			IDEAL	BEST	LAP	
1	15	36.612	10	15	32.578	10	15	26.961	10	15	THOMPSON	1:36.151	1:36.151	10	+ 0.000
2	2	36.615	10	2	32.583	10	23	27.127	12	2	MULLER	1:36.343	1:36.343	10	+ 0.000
3	19	36.680	12	18	32.794	2	2	27.145	10	23	CORTHALS	1:36.722	1:36.722	12	+ 0.000
4	23	36.689	12	7	32.821	6	5	27.203	2	18	MONTEIRO	1:36.948	1:36.982	2	+ 0.034
5	11	36.818	5	30	32.848	14	11	27.220	4	11	TARQUINI	1:37.027	1:37.132	5	+ 0.105
6	26	36.819	4	23	32.906	12	18	27.252	2	19	COLCIAGO	1:37.058	1:37.095	11	+ 0.037
7	1	36.841	2	11	32.989	5	19	27.279	11	7	LARINI	1:37.107	1:37.110	6	+ 0.003
8	40	36.845	4	40	33.005	9	7	27.286	6	5	PORTEIRO	1:37.178	1:37.313	7	+ 0.135
9	35	36.846	10	10	33.010	3	35	27.290	10	40	TERTING	1:37.207	1:37.340	9	+ 0.133
10	20	36.864	11	26	33.087	16	12	27.339	2	30	RANGONI	1:37.254	1:37.513	14	+ 0.259
11	5	36.872	8	19	33.099	11	31	27.345	7	1	PRIAULX	1:37.339	1:37.464	2	+ 0.125
12	18	36.902	11	1	33.103	10	40	27.357	2	35	SADREDINO	1:37.345	1:37.345	10	+ 0.000
13	4	36.909	9	5	33.103	14	4	27.364	10	26	D'ASTE	1:37.375	1:37.761	12	+ 0.386
14	16	36.968	6	6	33.114	5	16	27.387	6	4	ZANARDI	1:37.413	1:37.594	14	+ 0.181
15	9	36.982	9	8	33.115	2	30	27.393	13	10	JOURDAIN	1:37.501	1:37.501	3	+ 0.000
16	3	36.985	2	4	33.140	14	1	27.395	6	12	MULLER	1:37.557	1:37.762	7	+ 0.205
17	7	37.000	9	20	33.156	11	6	27.398	10	20	CORONEL	1:37.609	1:36.863	6	+ 0.746
18	30	37.013	13	12	33.200	7	10	27.424	3	16	TIELEMANS	1:37.610	1:37.891	7	+ 0.281
19	12	37.018	2	35	33.209	10	34	27.432	4	6	HUFF	1:37.652	1:38.109	11	+ 0.457
20	8	37.041	7	16	33.255	7	3	27.456	2	3	FARFUS	1:37.703	1:37.703	2	+ 0.000
21	10	37.067	3	3	33.262	2	26	27.469	4	8	MENU	1:37.788	1:37.860	7	+ 0.072
22	33	37.068	10	9	33.340	3	22	27.583	5	9	GENE	1:37.946	1:38.099	9	+ 0.153
23	31	37.083	4	34	33.441	4	20	27.589	11	31	HERNANDEZ	1:37.984	1:38.133	4	+ 0.149
24	6	37.140	2	31	33.556	7	9	27.624	2	34	PEDALA	1:38.134	1:38.134	4	+ 0.000
25	22	37.226	9	22	33.567	9	8	27.632	6	22	CERESOLI	1:38.376	1:38.433	5	+ 0.057
26	34	37.261	4	33	33.626	10	33	27.786	9	33	FREITAS	1:38.480	1:38.966	10	+ 0.486

'Perfect Lap' - 1:36.151



Weather/Track: Sun 22° /Dry 28°

Circuit Length - 3.696 kilometres
Oschersleben
Oschersleben

Printed at 12:03, Saturday, 25 August, 2007

© MST Systems Ltd, 2005 (www.mstworld.com)

Page 1

2007 FIA World Touring Car Championship QUALIFYING

POS	NO	CL	DRIVER	NAT	CAR	TIME	LAPS	GAP	KPH
1	11		Gabriele TARQUINI	ITA	SEAT Leon	1:36.291	10		138.18
2	12		Yvan MULLER	FRA	SEAT Leon TDI	1:36.302	8	0.011	138.16
3	19	I	Roberto COLCIAGO	ITA	SEAT Leon	1:36.305	10	0.014	138.16
4	2		Jorg MULLER	GER	BMW 320si	1:36.353	10	0.062	138.09
5	8		Alain MENU	SUI	Chevrolet Lacetti	1:36.471	9	0.180	137.92
6	3		Augusto FARFUS	BRA	BMW 320si	1:36.558	11	0.267	137.79
7	18		Tiago MONTEIRO	POR	SEAT Leon	1:36.582	12	0.291	137.76
8	1		Andy PRIAULX	GBR	BMW 320si	1:36.608	11	0.317	137.72
9	15		James THOMPSON	GBR	Alfa Romeo 156	1:36.620	12	0.329	137.71
10	5		Felix PORTEIRO	ESP	BMW 320si	1:36.629	12	0.338	137.69
11	23	I	Pierre-Yves CORTHALS	BEL	SEAT Leon	1:36.699	10	0.408	137.59
12	40		Peter TERTING	GER	SEAT Leon	1:36.715	12	0.424	137.57
13	34	I	Massimiliano PEDALA	ITA	SEAT Leon	1:36.996	9	0.705	137.17
14	6		Robert HUFF	GBR	Chevrolet Lacetti	1:37.000	8	0.709	137.17
15	26	I	Stefano D'ASTE	ITA	BMW 320si	1:37.054	13	0.763	137.09
16	20		Tom CORONEL	NED	SEAT Leon	1:37.121	14	0.830	137.00
17	16		Olivier TIELEMANS	NED	Alfa Romeo 156	1:37.136	13	0.845	136.97
18	9		Jordi GENE	ESP	SEAT Leon TDI	1:37.156	4	0.865	136.95
19	7		Nicola LARINI	ITA	Chevrolet Lacetti	1:37.177	10	0.886	136.92
20	10		Michel JOURDAIN	MEX	SEAT Leon	1:37.261	6	0.970	136.80
21	4		Alessandro ZANARDI	ITA	BMW 320si	1:37.314	15	1.023	136.72
22	30	I	Luca RANGONI	ITA	BMW 320si	1:37.422	11	1.131	136.57
23	35	I	Timur SADREDINOV	RUS	SEAT Leon	1:37.451	11	1.160	136.53
24	31	I	Sergio HERNANDEZ	ESP	BMW 320si	1:37.588	12	1.297	136.34
25	22	I	Maurizio CERESOLI	ITA	SEAT Leon	1:38.293	10	2.002	135.36
26	33	I	Miguel FREITAS	POR	Alfa Romeo 156	1:39.127	12	2.836	134.22

QUALIFICATION MAXIMA 1:43.031

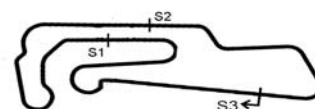
Weather/Track: Bright 24°/Dry 28°

Oschersleben
Circuit Length = 3.6960 km.
Start: 15:00 End: 15:34

Race Director:	Steward:	Timekeeper:
----------------	----------	-------------

2007 FIA World Touring Car Championship Qualifying - Sector Analysis Report

Lap	S1 Time	S1 Spd	S2 Time	S2 Spd	S3 Time	S3 Spd	Lap Time	Pit	Lap	S1 Time	S1 Spd	S2 Time	S2 Spd	S3 Time	S3 Spd	Lap Time	Pit	
1 PRIAULX GBR BMW 320si																		
1	10:58.242	152.1	34.135	192.8	28.364		12:00.741		7	36.819	161.4	32.788	194.2	27.217			1:36.824	
2	37.833	159.7	33.546	192.1	35.508		1:46.887	Pit	8	37.259	160.2	36.213	163.3	39.461			1:52.933	Pit
3	2:13.221	152.1	36.573	186.5	27.927		3:17.721		9	5:17.198	160.9	33.014	194.9	34.916			6:25.128	Pit
4	36.989	161.4	32.764	193.8	27.308		1:37.061		10	2:00.270	156.5	34.512	181.5	28.514			3:03.296	
5	37.084	159.5	33.314	190.8	37.264		1:47.662	Pit	11	36.651	161.4	32.910	191.4	27.047			1:36.608	
6	8:22.947	152.5	37.854	159.5	28.262		9:29.063											
2 MULLER GER BMW 320si																		
1	10:47.489	159.7	33.925	193.8	29.394		11:50.808		7	5:10.404	130.4	40.057	169.0	27.376			6:17.837	
2	37.441	161.1	33.373	193.2	27.746		1:38.560		8	36.571	162.4	32.743	196.3	27.039			1:36.353	
3	41.191	108.7	35.629	194.5	35.164		1:51.984	Pit	9	44.456	153.8	35.791	177.3	41.584			2:01.831	Pit
4	3:37.273	124.1	36.333	186.2	28.236		4:41.842		10	9:32.809	152.5	37.130	126.1	29.816			10:39.755	
5	36.539	162.8	32.885	194.9	27.211		1:36.635											
6	36.790	161.9	33.946	194.5	38.974		1:49.710	Pit										
3 FARFUS BRA BMW 320si																		
1	10:46.223	158.8	33.885	192.1	38.569		11:58.677	Pit	7	36.885	161.9	32.973	193.5	27.375			1:37.233	
2	2:03.863	158.5	34.687	188.4	28.042		3:06.592		8	37.077	161.6	34.709	177.0	36.793			1:48.579	Pit
3	36.849	161.6	33.044	192.1	27.280		1:37.173		9	2:30.010	154.9	34.868	186.8	27.457			3:32.335	
4	38.555	159.5	35.108	188.1	36.631		1:50.294	Pit	10	36.698	162.6	32.818	193.5	27.042			1:36.558	
5	2:13.389	154.0	34.555	187.5	28.620		3:16.564		11	36.858	162.4	34.003	177.0	36.240			1:47.101	Pit
6	36.942	161.1	32.860	192.8	27.399		1:37.201											
4 ZANARDI ITA BMW 320si																		
1	10:56.829	152.1	35.001	192.1	27.976		11:59.806		9	3:34.346	158.3	34.861	190.1	28.150			4:37.357	
2	37.088	161.9	33.343	193.8	27.475		1:37.906		10	36.950	162.4	33.178	192.1	27.186			1:37.314	
3	39.418	158.5	34.477	191.4	28.156		1:42.051		11	38.256	158.1	35.437	190.4	36.313			1:50.006	Pit
4	37.235	161.9	33.367	191.8	27.531		1:38.133		12	5:14.456	159.7	33.994	191.8	27.845			6:16.295	
5	39.107	154.0	34.999	190.8	36.772		1:50.878	Pit	13	36.945	161.6	33.125	193.5	27.380			1:37.450	
6	2:17.604	159.0	34.486	191.8	27.846		3:19.936		14	41.245	153.8	39.901	187.5	29.131			1:50.277	
7	36.950	161.6	33.250	193.2	27.373		1:37.573		15	36.756	162.6	33.270	194.9	27.358			1:37.384	
8	38.414	159.2	34.846	191.4	35.979		1:49.239	Pit										
5 PORTEIRO ESP BMW 320si																		
1	10:53.867	160.0	34.106	192.5	28.001		11:55.974		8	2:28.936	162.4	34.083	193.5	28.180			3:31.199	
2	37.268	163.1	33.209	193.5	27.193		1:37.670		9	36.743	162.8	33.509	193.2	40.553			1:50.805	Pit
3	37.037	162.8	33.458	192.5	27.502		1:37.997		10	7:08.372	162.4	33.208	195.2	27.321			8:08.901	
4	36.963	162.8	33.389	192.8	40.302		1:50.654	Pit	11	36.524	163.1	32.945	194.2	27.160			1:36.629	
5	4:36.119	138.9	37.669	182.4	28.985		5:42.773		12	39.406	135.8	36.228	193.5	28.574			1:44.208	
6	36.717	163.1	32.836	194.2	27.178		1:36.731											
7	36.800	163.1	35.644	194.5	47.477		1:59.921	Pit										

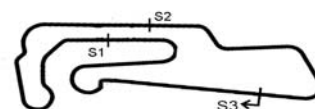


Weather/Track: Bright 24° / Dry 28°

Circuit Length - 3.696 kilometres
Oschersleben
Oschersleben

2007 FIA World Touring Car Championship Qualifying - Sector Analysis Report

Lap	S1 Time	S1 Spd	S2 Time	S2 Spd	S3 Time	S3 Spd	Lap Time	Pit	Lap	S1 Time	S1 Spd	S2 Time	S2 Spd	S3 Time	S3 Spd	Lap Time	Pit
6 HUFF GBR Chevrolet Lacetti																	
1	11:07.257	118.5	37.602	187.1	28.581		12:13.440		6	37.139	163.1	36.334	177.6	42.584		1:56.057	Pit
2	37.191	166.6	33.244	197.4	27.541		1:37.976		7	15:52.095	134.1	41.466	176.4	28.063		17:01.624	
3	37.244	165.1	33.513	189.1	47.096		1:57.853	Pit	8	36.911	163.8	32.808	198.8	27.403		1:37.122	
4	6:22.686	159.2	35.358	196.0	28.472		7:26.516										
5	36.874	164.8	32.807	197.0	27.319		1:37.000										
7 LARINI ITA Chevrolet Lacetti																	
1	11:09.247	158.5	37.201	154.7	28.400		12:14.848		7	4:51.512	159.2	34.617	194.2	27.869		5:53.998	
2	37.271	164.8	33.236	196.3	27.742		1:38.249		8	36.722	164.3	33.048	194.9	27.407		1:37.177	
3	37.304	163.1	33.816	196.3	47.179		1:58.299	Pit	9	37.018	164.1	34.606	196.0	35.459		1:47.083	Pit
4	3:08.509	161.6	36.487	181.5	28.010		4:13.006		10	9:15.198	148.5	36.059	194.5	31.015		10:22.272	
5	36.871	163.8	32.969	196.7	27.496		1:37.336										
6	37.810	162.8	34.428	197.0	45.065		1:57.303	Pit									
8 MENU SUI Chevrolet Lacetti																	
1	11:08.830	160.2	34.839	196.0	35.994		12:19.663	Pit	6	36.555	164.8	32.961	197.4	27.213		1:36.729	
2	2:56.329	158.3	35.337	186.5	27.878		3:59.544		7	38.545	159.0	36.314	183.9	40.278		1:55.137	Pit
3	37.232	165.3	32.877	196.3	27.869		1:37.978		8	11:25.338	145.3	35.192	191.8	31.179		12:31.709	
4	39.229	160.7	35.068	190.8	37.029		1:51.326	Pit	9	36.593	166.1	32.635	197.4	27.243		1:36.471	
5	6:11.970	143.6	42.119	121.7	32.380		7:26.469										
9 GENE ESP SEAT Leon TDI																	
1	11:04.422	134.6	36.870	184.9	28.738		12:10.030		4	6:49.624	134.4	37.355	188.4	28.247		7:55.226	
2	36.725	166.1	33.045	196.7	27.386		1:37.156										
3	36.961	166.1	35.145	179.4	47.778		1:59.884	Pit									
10 JOURDAIN MEX SEAT Leon																	
1	11:05.444	132.0	37.363	179.1	28.442		12:11.249		5	36.742	164.6	32.929	194.2	1:10.469		2:20.140	Pit
2	36.810	165.1	33.098	194.5	27.353		1:37.261		6	6:49.079	142.2	35.167	193.5	27.650		7:51.896	
3	36.807	163.8	33.485	193.8	45.186		1:55.478	Pit									
4	4:45.896	158.8	35.180	193.8	27.809		5:48.885										
11 TARQUINI ITA SEAT Leon																	
1	11:09.245	141.1	39.370	187.1	29.160		12:17.775		7	36.699	163.1	33.176	194.2	27.109		1:36.984	
2	36.799	163.6	32.935	194.2	27.371		1:37.105		8	36.901	163.8	32.988	194.2	36.370		1:46.259	Pit
3	39.123	117.2	35.896	193.2	45.256		2:00.275	Pit	9	9:17.694	113.9	40.671	102.5	29.605		10:27.970	
4	3:43.974	148.7	36.395	188.8	27.950		4:48.319		10	36.473	162.8	32.739	194.2	27.079		1:36.291	
5	36.876	163.6	33.011	192.1	38.934		1:48.821	Pit									
6	6:00.223	151.6	37.455	187.5	28.171		7:05.849										



Weather/Track: Bright 24° / Dry 28°

Circuit Length - 3.696 kilometres
Oschersleben
Oschersleben

2007 FIA World Touring Car Championship Qualifying - Sector Analysis Report

Lap S1 Time S1 Spd S2 Time S2 Spd S3 Time S3 Spd Lap Time Pit Lap S1 Time S1 Spd S2 Time S2 Spd S3 Time S3 Spd Lap Time Pit

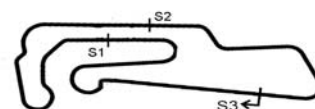
12 MULLER						FRA		SEAT Leon TDI							
1	11:02.933	141.3	36.878	190.8	28.812	12:08.623		6	37.275	137.2	38.831	149.3	51.606	2:07.712	Pit
2	36.708	163.6	33.107	196.3	27.317	1:37.132		7	15:44.467	146.1	35.690	189.4	30.001	16:50.158	
3	38.879	120.6	36.018	198.1	52.887	2:07.784	Pit	8	36.426	164.6	32.766	197.0	27.177	1:36.369	
4	5:42.146	143.6	38.127	159.7	28.553	6:48.826									
5	36.420	165.1	32.850	196.0	27.032	1:36.302									

15 THOMPSON						GBR		Alfa Romeo 156							
1	11:28.077	112.7	36.847	187.1	28.810	12:33.734		8	36.811	164.3	33.001	194.9	27.217	1:37.029	
2	36.906	165.1	33.006	197.0	27.247	1:37.159		9	42.658	160.4	35.313	194.9	37.806	1:55.777	Pit
3	40.475	160.2	36.528	191.8	39.127	1:56.130	Pit	10	5:40.413	102.1	43.599	187.8	30.609	6:54.621	
4	2:47.590	153.8	38.377	193.2	28.385	3:54.352		11	36.737	165.1	38.060	180.3	30.323	1:45.120	
5	36.664	164.1	32.763	196.3	27.193	1:36.620		12	36.845	159.5	39.328	137.0	38.719	1:54.892	Pit
6	39.630	161.9	34.854	193.2	44.879	1:59.363	Pit								
7	4:59.798	155.8	45.144	157.6	28.283	6:13.225									

16 TIELEMANS						NED		Alfa Romeo 156							
1	11:22.914	149.5	35.312	194.5	27.851	12:26.077		8	36.859	165.6	34.892	197.8	49.359	2:01.110	Pit
2	37.580	163.8	33.714	195.6	27.733	1:39.027		9	3:29.732	165.3	33.929	194.9	27.909	4:31.570	
3	37.263	164.3	33.081	195.6	28.323	1:38.667		10	36.839	164.8	33.240	194.9	27.441	1:37.520	
4	37.186	164.8	33.333	195.2	27.750	1:38.269		11	6:54.792	164.8	33.205	196.0	27.380	7:55.377	
5	37.350	163.8	34.900	177.3	45.772	1:58.022	Pit	12	36.721	165.8	35.296	180.9	28.004	1:40.021	
6	2:19.910	153.4	36.266	195.6	29.618	3:25.794		13	36.807	165.8	34.150	198.1	27.607	1:38.564	
7	36.680	166.9	33.177	196.3	27.279	1:37.136									

18 MONTEIRO						POR		SEAT Leon							
1	11:01.856	153.1	34.984	168.7	27.981	12:04.821		8	36.852	163.6	39.682	123.2	28.852	1:45.386	
2	36.927	163.8	33.006	194.9	27.302	1:37.235		9	37.036	162.6	34.415	191.8	36.784	1:48.235	Pit
3	36.871	163.1	35.823	182.1	38.059	1:50.753	Pit	10	5:52.257	160.0	34.036	192.8	27.467	6:53.760	
4	5:14.061	152.7	35.296	175.6	29.243	6:18.600		11	36.561	163.6	32.839	194.9	27.182	1:36.582	
5	36.623	162.8	32.864	193.5	27.170	1:36.657		12	38.402	135.0	35.859	164.3	31.907	1:46.168	
6	37.515	162.4	34.516	194.9	35.816	1:47.847	Pit								
7	3:13.148	158.1	34.180	170.3	27.640	4:14.968									

19 COLCIAGO						ITA		SEAT Leon							
1	11:29.768	138.2	37.017	189.8	28.578	12:35.363		7	40.491	127.0	40.617	167.1	51.025	2:12.133	Pit
2	37.076	164.3	33.329	194.9	27.318	1:37.723		8	14:21.595	113.2	40.380	136.0	28.089	15:30.064	
3	37.074	164.1	33.553	194.2	28.115	1:38.742		9	36.479	163.6	32.653	196.3	27.173	1:36.305	
4	43.485	150.2	38.172	157.2	49.685	2:11.342	Pit	10	40.527	143.0	40.005	156.7	32.306	1:52.838	
5	3:24.553	158.8	34.850	192.5	27.669	4:27.072									
6	36.706	164.1	33.046	194.2	27.244	1:36.996									



Weather/Track: Bright 24° / Dry 28°

Circuit Length - 3.696 kilometres
Oschersleben
Oschersleben

2007 FIA World Touring Car Championship Qualifying - Sector Analysis Report

Lap S1 Time S1 Spd S2 Time S2 Spd S3 Time S3 Spd Lap Time Pit Lap S1 Time S1 Spd S2 Time S2 Spd S3 Time S3 Spd Lap Time Pit

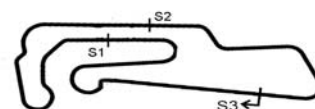
20 CORONEL				NED				SEAT Leon			
1	11:09.842	157.6	37.487	163.1	28.589	12:15.918	9				1:37.297
2	37.228	163.1	33.540	192.1	27.829	1:38.597	10				1:49.402 Pit
3	37.199	162.6	33.435	193.5	28.427	1:39.061	11				7:36.428
4	37.333	161.6	33.607	195.2	40.686	1:51.626 Pit	12				1:37.321
5	3:21.341	143.0	35.720		29.767	4:26.828	13				1:49.419
6			1:09.711			1:37.121	14				1:37.595
7			1:11.366	193.5		1:48.933 Pit					
8	2:52.590	158.5			1:05.299	3:57.889					

22 CERESOLI				ITA				SEAT Leon				I	
1	11:27.722		40.688	171.4	28.043	12:36.453	7	37.317	161.9	36.713	189.1	44.058	1:58.088 Pit
2	37.547	161.4	33.695	194.5	27.284	1:38.526	8	11:34.568	148.9	34.425	175.3	39.486	12:48.479
3	37.860	159.2	33.890	190.4	27.653	1:39.403	9	37.125	161.4	33.668	193.8	27.565	1:38.358
4	39.006	160.7	43.739	189.4	48.220	2:10.965 Pit	10	37.179	162.1	33.408	192.8	27.706	1:38.293
5	5:49.197	162.4	33.611	193.2	27.297	6:50.105							
6	37.505	161.1	36.059	192.5	28.095	1:41.659							

23 CORTHALS				BEL				SEAT Leon				I	
1	11:10.915	154.5	38.280	156.9	29.351	12:18.546	7	36.629	165.1	33.257	193.8	27.364	1:37.250
2	36.766	165.3	34.096	195.6	27.533	1:38.395	8	39.305	153.1	36.264	184.3	42.877	1:58.446 Pit
3	36.824	164.1	33.293	194.9	27.847	1:37.964	9	11:43.786	157.4	33.930	180.6	27.779	12:45.495
4	37.208	161.6	33.631	195.2	43.246	1:54.085 Pit	10	36.582	163.6	32.815	194.9	27.302	1:36.699
5	4:12.375	109.0	39.226	178.2	29.094	5:20.695							
6	37.235	159.7	33.076	193.2	27.192	1:37.503							

26 D'ASTE				ITA				BMW 320si				I	
1	11:12.924	146.7	37.928	190.4	31.153	12:22.005	8	37.032	161.4	43.140	122.5	47.885	2:08.057 Pit
2	39.849	135.0	35.711	188.8	29.230	1:44.790	9	4:21.659	163.1	35.140	172.5	28.774	5:25.573
3	37.152	163.1	33.174	194.9	28.334	1:38.660	10	5:37.659	149.1	34.186	189.4	27.636	6:39.481
4	37.148	162.1	33.169	195.6	27.666	1:37.983	11	36.688	163.6	33.154	194.2	27.407	1:37.249
5	37.114	162.6	33.490	193.8	42.093	1:52.697 Pit	12	37.299	158.1	35.953	165.6	32.033	1:45.285
6	3:51.725	163.3	33.002	195.2	27.339	4:52.066	13	36.861	163.8	32.772	198.1	27.421	1:37.054
7	37.058	163.6	33.235	194.9	27.471	1:37.764							

30 RANGONI				ITA				BMW 320si				I	
1	11:13.018	159.7	37.048	186.5	31.363	12:21.429	7	37.394	161.4	33.161	192.8	29.117	1:39.672
2	39.635	153.8	33.946	194.2	41.051	1:54.632 Pit	8	37.423	153.8	34.406	155.3	44.520	1:56.349 Pit
3	3:00.818	156.0	35.980	188.8	27.647	4:04.445	9	6:49.876	103.4	40.880	181.2	27.912	7:58.668
4	37.291	161.1	32.918	194.2	27.552	1:37.761	10	37.669	159.0	33.872	193.5	27.555	1:39.096
5	40.444	76.3	40.324	186.8	43.117	2:03.885 Pit	11	37.108	162.6	32.932	194.5	27.382	1:37.422
6	6:36.282	137.7	39.172	170.3	27.629	7:43.083							



Weather/Track: Bright 24° / Dry 28°

Circuit Length - 3.696 kilometres
Oschersleben
Oschersleben

2007 FIA World Touring Car Championship Qualifying - Sector Analysis Report

Lap S1 Time S1 Spd S2 Time S2 Spd S3 Time S3 Spd Lap Time Pit Lap S1 Time S1 Spd S2 Time S2 Spd S3 Time S3 Spd Lap Time Pit

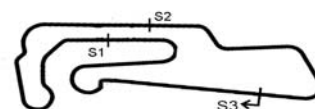
31 HERNANDEZ				ESP				BMW 320si				I	
1	11:13.606	160.7	36.403	193.5	30.617	12:20.626	8	37.197	162.6	33.185	193.8	27.463	1:37.845
2	39.809	152.9	34.478	179.1	28.311	1:42.598	9	37.405	159.5	34.339	192.8	39.091	1:50.835 Pit
3	37.643	160.9	34.853	181.5	42.162	1:54.658 Pit	10	7:19.163	159.0	34.442	193.5	28.176	8:21.781
4	2:41.746	160.7	33.820	193.5	27.951	3:43.517	11	37.023	162.6	33.187	194.9	27.505	1:37.715
5	37.097	162.8	33.278	193.2	27.671	1:38.046	12	37.020	162.4	33.161	195.2	27.407	1:37.588
6	37.030	161.1	33.377	193.8	37.529	1:47.936 Pit							
7	5:54.508	161.1	34.630	193.8	27.858	6:56.996							

33 FREITAS				POR				Alfa Romeo 156				I	
1	11:24.799	155.1	37.328	145.9	29.515	12:31.642	8	5:20.129	159.5	34.621	192.1	27.857	6:22.607
2	37.447	162.1	34.563	161.6	28.410	1:40.420	9	37.524	161.1	33.947	192.5	27.858	1:39.329
3	37.471	160.9	34.003	194.2	28.821	1:40.295	10	37.447	161.6	33.899	192.8	27.864	1:39.210
4	38.194	156.2	34.296	192.1	27.960	1:40.450	11	7:48.847	148.5	36.077	182.1	28.128	8:53.052
5	37.313	161.9	34.319	189.8	28.144	1:39.776	12	37.293	162.1	34.008	194.2	27.826	1:39.127
6	37.767	157.8	34.323	192.8	28.078	1:40.168							
7	37.581	161.1	34.199	192.5	41.892	1:53.672 Pit							

34 PEDALA				ITA				SEAT Leon				I	
1	14:21.132	160.9	35.092	189.8	34.000	15:30.224	6	7:15.924	141.7	36.799	181.2	28.645	8:21.368
2	37.769	160.9	34.210	193.2	27.686	1:39.665	7	36.810	161.9	33.619	195.6	27.103	1:37.532
3	37.417	158.5	42.061	131.3	44.519	2:03.997 Pit	8	37.111	161.9	33.318	197.8	27.496	1:37.925
4	10:18.199	159.7	37.526	148.9	29.112	11:24.837	9	37.127	162.8	33.033	197.4	27.524	1:37.684
5	36.703	162.6	33.107	194.5	27.186	1:36.996							

35 SADREDINOV				RUS				SEAT Leon				I	
1	11:35.861	148.5	37.648	119.6	29.738	12:43.247	7	37.128	160.4	33.650	192.5	27.678	1:38.456
2	37.480	162.1	33.656	191.4	27.676	1:38.812	8	39.856	149.5	36.457	182.1	42.209	1:58.522 Pit
3	37.116	162.4	33.644	193.2	27.856	1:38.616	9	11:55.639	124.2	40.639	165.3	28.733	13:05.011
4	37.428	162.6	34.777	186.5	42.527	1:54.732 Pit	10	36.863	162.8	32.992	193.2	27.596	1:37.451
5	3:51.846	156.9	36.060	188.1	27.992	4:55.898	11	37.162	162.1	33.378	190.8	27.621	1:38.161
6	36.834	163.3	32.996	192.8	27.726	1:37.556							

40 TERTING				GER				SEAT Leon				I	
1	11:12.277	156.9	37.163	192.1	31.410	12:20.850	8	36.719	164.6	33.039	194.9	39.275	1:49.033 Pit
2	40.595	138.1	35.304	195.2	41.405	1:57.304 Pit	9	3:09.488	160.9	35.997	194.2	27.912	4:13.397
3	2:57.590	157.4	36.073	189.1	27.735	4:01.398	10	7:00.757	154.7	36.968	189.1	28.398	8:06.123
4	37.016	164.3	33.057	194.5	27.157	1:37.230	11	40.247	148.1	36.746	185.8	29.127	1:46.120
5	36.725	164.6	34.338	194.5	36.931	1:47.994 Pit	12	36.684	165.6	32.769	196.0	27.262	1:36.715
6	2:42.243	157.6	37.632	190.4	28.850	3:48.725							
7	36.648	165.3	33.050	192.5	27.619	1:37.317							



Weather/Track: Bright 24° / Dry 28°

Circuit Length - 3.696 kilometres
Oschersleben
Oschersleben

2007 FIA World Touring Car Championship Qualifying - Best Sector Speeds Report

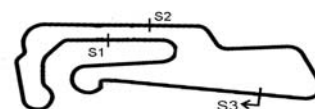
POS	SECTOR 1				SECTOR 2				SECTOR 3	
	NO	NAME	SPEED	LAP	NO	NAME	SPEED	LAP	NO	SPEED TRAP AVAILABLE
1	16	TIELEMANS	166.9	7	6	HUFF	198.8	8		
2	6	HUFF	166.6	2	12	MULLER	198.1	3		
3	8	MENU	166.1	9	16	TIELEMANS	198.1	13		
4	9	GENE	166.1	2	26	D'ASTE	198.1	13		
5	40	TERTING	165.6	12	34	PEDALA	197.8	8		
6	23	CORTHALS	165.3	2	8	MENU	197.4	6		
7	10	JOURDAIN	165.1	2	7	LARINI	197.0	6		
8	12	MULLER	165.1	5	15	THOMPSON	197.0	2		
9	15	THOMPSON	165.1	2	9	GENE	196.7	2		
10	7	LARINI	164.8	2	2	MULLER	196.3	8		
11	19	COLCIAGO	164.3	2	19	COLCIAGO	196.3	9		
12	11	TARQUINI	163.8	8	40	TERTING	196.0	12		
13	18	MONTEIRO	163.8	2	23	CORTHALS	195.6	2		
14	26	D'ASTE	163.8	13	5	PORTEIRO	195.2	10		
15	35	SADREDINOV	163.3	6	20	CORONEL	195.2	4		
16	5	PORTEIRO	163.1	2	31	HERNANDEZ	195.2	12		
17	20	CORONEL	163.1	2	1	PRIAULX	194.9	9		
18	2	MULLER	162.8	5	4	ZANARDI	194.9	15		
19	31	HERNANDEZ	162.8	5	18	MONTEIRO	194.9	2		
20	34	PEDALA	162.8	9	10	JOURDAIN	194.5	2		
21	3	FARFUS	162.6	10	22	CERESOLI	194.5	2		
22	4	ZANARDI	162.6	15	30	RANGONI	194.5	11		
23	30	RANGONI	162.6	11	11	TARQUINI	194.2	2		
24	22	CERESOLI	162.4	5	33	FREITAS	194.2	3		
25	33	FREITAS	162.1	2	3	FARFUS	193.5	7		
26	1	PRIAULX	161.4	4	35	SADREDINOV	193.2	3		



Weather/Track: Bright 24° / Dry 28°

Printed at 15:38, Saturday, 25 August, 2007

© MST Systems Ltd, 2005 (www.mstworld.com)

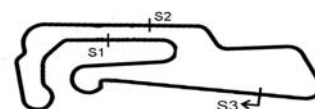


Circuit Length - 3.696 kilometres
Oschersleben
Oschersleben

2007 FIA World Touring Car Championship Qualifying - Best Sector Times Report

POS	SECTOR 1			SECTOR 2			SECTOR 3			NAME	IDEAL/BEST LAP COMPARISON				
	NO	TIME	LAP	NO	TIME	LAP	NO	TIME	LAP		IDEAL	BEST	LAP	DIFF	
1	12	36.420	5	8	32.635	9	12	27.032	5	12	MULLER	1:36.218	1:36.302	5	+ 0.084
2	11	36.473	10	19	32.653	9	2	27.039	8	11	TARQUINI	1:36.291	1:36.291	10	+ 0.000
3	19	36.479	9	11	32.739	10	3	27.042	10	19	COLCIAGO	1:36.305	1:36.305	9	+ 0.000
4	5	36.524	11	2	32.743	8	1	27.047	11	2	MULLER	1:36.321	1:36.353	8	+ 0.032
5	2	36.539	5	15	32.763	5	11	27.079	10	8	MENU	1:36.403	1:36.471	9	+ 0.068
6	8	36.555	6	1	32.764	4	34	27.103	7	1	PRIAULX	1:36.462	1:36.608	11	+ 0.146
7	18	36.561	11	12	32.766	8	40	27.157	4	5	PORTEIRO	1:36.520	1:36.629	11	+ 0.109
8	23	36.582	10	40	32.769	12	5	27.160	11	3	FARFUS	1:36.558	1:36.558	10	+ 0.000
9	40	36.648	7	26	32.772	13	18	27.170	5	18	MONTEIRO	1:36.570	1:36.582	11	+ 0.012
10	1	36.651	11	6	32.807	5	19	27.173	9	40	TERTING	1:36.574	1:36.715	12	+ 0.141
11	15	36.664	5	23	32.815	10	4	27.186	10	23	CORTHALS	1:36.589	1:36.699	10	+ 0.110
12	16	36.680	7	3	32.818	10	23	27.192	6	15	THOMPSON	1:36.620	1:36.620	5	+ 0.000
13	26	36.688	11	5	32.836	6	15	27.193	5	26	D'ASTE	1:36.799	1:37.054	13	+ 0.255
14	3	36.698	10	18	32.839	11	8	27.213	6	34	PEDALA	1:36.839	1:36.996	5	+ 0.157
15	34	36.703	5	30	32.918	4	16	27.279	7	6	HUFF	1:37.000	1:37.000	5	+ 0.000
16	7	36.722	8	10	32.929	5	22	27.284	2	10	JOURDAIN	1:37.024	1:37.261	2	+ 0.237
17	9	36.725	2	7	32.969	5	6	27.319	5	16	TIELEMANS	1:37.040	1:37.136	7	+ 0.096
18	10	36.742	5	35	32.992	10	26	27.339	6	4	ZANARDI	1:37.067	1:37.314	10	+ 0.247
19	4	36.756	15	34	33.033	9	10	27.353	2	7	LARINI	1:37.098	1:37.177	8	+ 0.079
20	35	36.834	6	9	33.045	2	30	27.382	11	9	GENE	1:37.156	1:37.156	2	+ 0.000
21	6	36.874	5	16	33.081	3	9	27.386	2	30	RANGONI	1:37.408	1:37.422	11	+ 0.014
22	31	37.020	12	4	33.125	13	7	27.407	8	35	SADREDINO	1:37.422	1:37.451	10	+ 0.029
23	30	37.108	11	31	33.161	12	31	27.407	12	31	HERNANDEZ	1:37.588	1:37.588	12	+ 0.000
24	22	37.125	9	22	33.408	10	35	27.596	10	22	CERESOLI	1:37.817	1:38.293	10	+ 0.476
25	20	37.199	3	20	33.435	3	33	27.826	12	20	CORONEL	1:38.463	1:37.121	6	+ 1.342
26	33	37.293	12	33	33.899	10	20	27.829	2	33	FREITAS	1:39.018	1:39.127	12	+ 0.109

'Perfect Lap' - 1:36.087



Weather/Track: Bright 24° / Dry 28°

Circuit Length - 3.696 kilometres
Oschersleben
Oschersleben

Printed at 15:38, Saturday, 25 August, 2007

© MST Systems Ltd, 2005 (www.mstworld.com)

Page 1

2007 FIA World Touring Car Championship WARM UP

POS	NO	CL	DRIVER	NAT	CAR	TIME	LAPS	GAP	KPH
1	1		Andy PRIAULX	GBR	BMW 320si	1:36.453	10		137.94
2	5		Felix PORTEIRO	ESP	BMW 320si	1:36.492	9	0.039	137.89
3	2		Jorg MULLER	GER	BMW 320si	1:36.565	11	0.112	137.78
4	11		Gabriele TARQUINI	ITA	SEAT Leon	1:36.650	10	0.197	137.66
5	3		Augusto FARFUS	BRA	BMW 320si	1:36.669	10	0.216	137.64
6	40		Peter TERTING	GER	SEAT Leon	1:36.710	10	0.257	137.58
7	19	I	Roberto COLCIAGO	ITA	SEAT Leon	1:36.748	10	0.295	137.52
8	15		James THOMPSON	GBR	Alfa Romeo 156	1:36.779	10	0.326	137.48
9	18		Tiago MONTEIRO	POR	SEAT Leon	1:37.066	8	0.613	137.07
10	10		Michel JOURDAIN	MEX	SEAT Leon	1:37.073	9	0.620	137.06
11	31	I	Sergio HERNANDEZ	ESP	BMW 320si	1:37.075	10	0.622	137.06
12	26	I	Stefano D'ASTE	ITA	BMW 320si	1:37.093	10	0.640	137.04
13	8		Alain MENU	SUI	Chevrolet Lacetti	1:37.150	9	0.697	136.95
14	30	I	Luca RANGONI	ITA	BMW 320si	1:37.179	9	0.726	136.91
15	20		Tom CORONEL	NED	SEAT Leon	1:37.205	10	0.752	136.88
16	34	I	Massimiliano PEDALA	ITA	SEAT Leon	1:37.262	10	0.809	136.80
17	6		Robert HUFF	GBR	Chevrolet Lacetti	1:37.338	5	0.885	136.69
18	23	I	Pierre-Yves CORTHALS	BEL	SEAT Leon	1:37.345	9	0.892	136.68
19	16		Olivier TIELEMANS	NED	Alfa Romeo 156	1:37.350	10	0.897	136.67
20	9		Jordi GENE	ESP	SEAT Leon TDI	1:37.371	8	0.918	136.64
21	35	I	Timur SADREDINOV	RUS	SEAT Leon	1:37.674	9	1.221	136.22
22	22	I	Maurizio CERESOLI	ITA	SEAT Leon	1:38.155	10	1.702	135.55
23	7		Nicola LARINI	ITA	Chevrolet Lacetti	1:38.169	6	1.716	135.53
24	12		Yvan MULLER	FRA	SEAT Leon TDI	1:38.316	6	1.863	135.33
25	4		Alessandro ZANARDI	ITA	BMW 320si	1:55.742	2	19.289	114.95

Car 33 did not participate in the session
Weather/Track: Sun 17°/Dry 20°

Oschersleben
Circuit Length = 3.6960 km.
Start: 08:30 End: 08:45

Race Director:	Steward:	Timekeeper:
----------------	----------	-------------

2007 FIA World Touring Car Championship

Warm Up - Sector Analysis Report

Lap S1 Time S1 Spd S2 Time S2 Spd S3 Time S3 Spd Lap Time Pit Lap S1 Time S1 Spd S2 Time S2 Spd S3 Time S3 Spd Lap Time Pit

1 PRIAULX						GBR		BMW 320si						
1	11:01.721	158.3	34.033	189.1	27.743	12:03.497		7	36.654	162.1	32.921	193.5	27.169	1:36.744
2	36.768	162.4	32.933	192.8	27.313	1:37.014		8	41.191	160.2	32.951	193.8	27.393	1:41.535
3	36.762	163.3	32.961	191.4	27.043	1:36.766		9	36.670	162.6	32.542	194.5	27.241	1:36.453
4	36.794	162.1	33.808	169.2	28.117	1:38.719		10	37.222	162.6	33.070	193.2	35.883	1:46.175 Pit
5	36.870	162.1	32.773	192.5	27.294	1:36.937								
6	36.770	162.8	32.758	194.9	27.188	1:36.716								

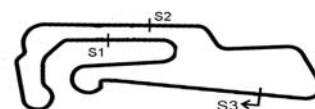
2 MULLER						GER		BMW 320si						
1	10:49.085	162.1	33.242	192.5	28.022	11:50.349		7	36.813	162.4	32.641	193.2	27.239	1:36.693
2	37.091	162.8	33.197	192.1	27.303	1:37.591		8	36.898	162.4	32.784	193.2	27.320	1:37.002
3	38.560	163.1	32.816	193.8	28.932	1:40.308		9	36.773	162.8	32.778	193.2	27.289	1:36.840
4	36.758	161.4	32.965	193.8	27.172	1:36.895		10	36.843	162.6	32.766	194.2	27.261	1:36.870
5	44.346	162.8	32.822	195.6	28.798	1:45.966		11	37.601	161.6	34.903	185.5	41.739	1:54.243 Pit
6	36.813	161.6	32.579	193.8	27.173	1:36.565								

3 FARFUS						BRA		BMW 320si						
1	10:46.959	161.6	33.364	189.4	27.468	11:47.791		7	1:50.099	161.6	33.716	190.8	27.767	2:51.582
2	36.864	162.6	33.132	190.8	27.381	1:37.377		8	36.771	163.6	32.980	191.1	27.236	1:36.987
3	36.914	162.6	32.879	192.1	27.294	1:37.087		9	36.784	163.1	32.760	193.5	27.125	1:36.669
4	36.844	162.6	33.020	192.1	27.183	1:37.047		10	37.735	161.1	33.262	191.8	41.612	1:52.609 Pit
5	36.803	163.1	32.859	192.5	27.265	1:36.927								
6	37.141	162.8	33.346	191.4	34.226	1:44.713 Pit								

4 ZANARDI						ITA		BMW 320si						
1	10:52.795	160.9	33.757	192.5	28.137	11:54.689								
2	37.124	163.1	50.828	192.1	27.790	1:55.742								

5 PORTEIRO						ESP		BMW 320si						
1	10:51.492	160.7	33.828	193.5	27.409	11:52.729		6	36.783	163.3	32.861	192.8	27.174	1:36.818
2	36.690	164.3	32.852	194.5	26.950	1:36.492		7	36.734	164.6	32.724	193.5	27.097	1:36.555
3	36.595	164.6	32.743	193.5	27.237	1:36.575		8	36.674	165.3	32.858	193.2	27.210	1:36.742
4	37.203	162.6	33.530	189.8	37.111	1:47.844 Pit		9	36.836	163.6	33.253	191.8	37.829	1:47.918 Pit
5	3:29.678	163.3	33.069	192.1	27.007	4:29.754								

6 HUFF						GBR		Chevrolet Lacetti						
1	11:02.440	163.3	33.709	191.8	28.246	12:04.395		4	37.125	163.6	35.903	181.5	29.400	1:42.428
2	37.107	162.6	33.009	192.8	27.490	1:37.606		5	53.394	163.3	37.846	178.2	43.825	2:15.065 Pit
3	37.161	163.3	32.980	193.2	27.197	1:37.338								



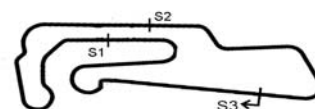
Weather/Track: Sun 17° /Dry 20°

Circuit Length - 3.696 kilometres
Oschersleben
Oschersleben

2007 FIA World Touring Car Championship

Warm Up - Sector Analysis Report

Lap	S1 Time	S1 Spd	S2 Time	S2 Spd	S3 Time	S3 Spd	Lap Time	Pit	Lap	S1 Time	S1 Spd	S2 Time	S2 Spd	S3 Time	S3 Spd	Lap Time	Pit	
7 LARINI ITA Chevrolet Lacetti																		
1	11:06.636	159.0	34.274	190.1	30.613		12:11.523		5	37.599	162.4	36.189	188.1	28.243			1:42.031	
2	37.558	161.1	35.511	182.1	28.804		1:41.873		6	37.486	162.1	33.379	192.1	43.002			1:53.867	Pit
3	37.291	162.6	33.248	192.1	27.683		1:38.222											
4	37.366	161.9	33.328	192.5	27.475		1:38.169											
8 MENU SUI Chevrolet Lacetti																		
1	11:03.601	159.7	35.105	180.3	39.021		12:17.727	Pit	6	36.994	163.3	33.017	193.2	27.616			1:37.627	
2	2:02.551	162.6	33.789	192.1	27.864		3:04.204		7	37.286	163.6	32.960	194.5	27.562			1:37.808	
3	36.859	164.1	33.890	192.8	27.533		1:38.282		8	37.168	162.4	32.971	193.8	27.389			1:37.528	
4	37.031	165.8	32.942	193.2	27.404		1:37.377		9	37.110	164.8	33.076	193.2	37.426			1:47.612	Pit
5	36.822	164.3	32.956	192.8	27.372		1:37.150											
9 GENE ESP SEAT Leon TDI																		
1	12:20.498	124.8	47.386	124.2	30.243		13:38.127		6	36.848	169.0	32.996	198.5	27.527			1:37.371	
2	37.231	167.7	40.497	166.1	32.795		1:50.523		7	37.018	169.0	33.180	199.2	27.481			1:37.679	
3	37.031	164.6	33.523	196.0	29.479		1:40.033		8	36.890	169.2	33.070	200.0	40.384			1:50.344	Pit
4	37.011	167.7	33.098	197.4	27.713		1:37.822											
5	37.045	169.5	33.229	196.7	27.959		1:38.233											
10 JOURDAIN MEX SEAT Leon																		
1	11:21.362	114.0	43.445	135.8	33.471		12:38.278		6	37.003	163.6	33.106	193.2	27.514			1:37.623	
2	42.645	162.4	35.287	194.2	28.728		1:46.660		7	37.032	165.1	33.127	193.2	27.389			1:37.548	
3	36.917	164.8	32.940	193.8	27.216		1:37.073		8	37.089	164.3	32.996	193.2	27.480			1:37.565	
4	44.672	163.8	33.557	193.2	27.687		1:45.916		9	37.777	160.9	34.276	193.2	45.048			1:57.101	Pit
5	37.018	165.1	33.105	192.8	27.344		1:37.467											
11 TARQUINI ITA SEAT Leon																		
1	11:24.898	159.5	35.504	190.8	35.812		12:36.214		7	36.780	163.3	33.224	192.8	27.151			1:37.155	
2	40.323	163.1	33.356	192.8	27.180		1:40.859		8	36.981	163.8	33.152	193.8	29.621			1:39.754	
3	36.623	163.8	32.901	192.5	27.126		1:36.650		9	36.962	163.8	33.004	193.2	27.342			1:37.308	
4	36.806	164.1	33.278	193.2	27.288		1:37.372		10	37.439	161.9	32.957	193.5	44.133			1:54.529	Pit
5	36.838	163.6	32.737	193.5	27.272		1:36.847											
6	36.798	163.1	32.871	193.8	27.170		1:36.839											
12 MULLER FRA SEAT Leon TDI																		
1	11:50.369	156.0	37.109	190.4	33.671		13:01.149		5	37.304	162.8	33.463	193.2	27.699			1:38.466	
2	38.900	162.8	33.723	192.8	27.697		1:40.320		6	37.245	163.3	33.301	193.5	42.400			1:52.946	Pit
3	37.473	165.1	33.598	194.9	27.544		1:38.615											
4	37.401	166.4	33.358	196.0	27.557		1:38.316											



Weather/Track: Sun 17° / Dry 20°

Circuit Length - 3.696 kilometres
 Oschersleben
 Oschersleben

2007 FIA World Touring Car Championship

Warm Up - Sector Analysis Report

Lap S1 Time S1 Spd S2 Time S2 Spd S3 Time S3 Spd Lap Time Pit Lap S1 Time S1 Spd S2 Time S2 Spd S3 Time S3 Spd Lap Time Pit

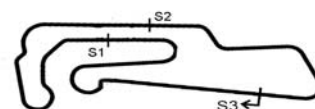
15 THOMPSON							GBR		Alfa Romeo 156						
1	11:28.634	162.8	35.290	192.5	28.901	12:32.825	7	36.740	165.6	32.902	196.0	27.219	1:36.861		
2	37.026	165.8	32.922	196.3	27.020	1:36.968	8	36.949	166.6	32.869	196.0	27.202	1:37.020		
3	36.776	165.3	33.340	190.1	28.824	1:38.940	9	37.008	166.6	34.162	187.1	27.838	1:39.008		
4	36.864	165.1	34.421	191.4	28.473	1:39.758	10	36.971	166.4	33.218	198.1	45.285	1:55.474 Pit		
5	36.889	165.6	32.759	197.0	27.131	1:36.779									
6	36.785	165.6	32.688	196.7	27.417	1:36.890									

16 TIELEMANS							NED		Alfa Romeo 156						
1	11:13.606	162.8	34.617	194.5	28.275	12:16.498	7	36.870	166.4	33.105	195.6	27.375	1:37.350		
2	37.093	164.8	33.447	197.8	27.685	1:38.225	8	36.846	166.6	33.067	195.2	27.537	1:37.450		
3	36.996	165.1	33.257	197.4	27.765	1:38.018	9	37.241	163.8	33.212	195.6	27.500	1:37.953		
4	37.126	165.8	33.365	197.4	27.667	1:38.158	10	38.814	164.3	36.240	189.8	49.517	2:04.571 Pit		
5	37.581	165.6	33.057	197.8	27.473	1:38.111									
6	37.025	165.6	32.958	197.4	27.459	1:37.442									

18 MONTEIRO							POR		SEAT Leon						
1	11:31.245	152.9	36.572	189.8	30.001	12:37.818	6	36.849	164.6	32.833	193.5	27.432	1:37.114		
2	37.363	163.3	33.142	192.8	27.447	1:37.952	7	36.875	164.3	32.809	193.8	27.382	1:37.066		
3	36.846	164.3	33.240	193.5	27.401	1:37.487	8	38.793	144.5	37.814	152.9	46.700	2:03.307 Pit		
4	37.054	152.3	34.439	172.2	38.203	1:49.696 Pit									
5	3:23.875	161.4	33.993	192.1	27.545	4:25.413									

19 COLCIAGO							ITA		SEAT Leon							I
1	12:16.371	116.0	44.086	97.1	30.861	13:31.318	7	36.856	164.1	32.713	196.0	27.191	1:36.760			
2	36.836	166.4	34.193	189.8	27.748	1:38.777	8	36.963	164.3	32.795	196.0	27.271	1:37.029			
3	36.821	165.8	33.134	189.4	31.928	1:41.883	9	36.916	164.8	32.864	195.2	27.210	1:36.990			
4	36.910	164.6	33.238	193.2	29.786	1:39.934	10	37.838	160.7	34.712	182.7	50.603	2:03.153 Pit			
5	36.767	165.3	32.758	194.5	27.223	1:36.748										
6	36.883	166.4	32.828	194.2	27.275	1:36.986										

20 CORONEL							NED		SEAT Leon						
1	11:05.947	161.9	33.328	193.5	28.569	12:07.844	7	37.130	163.3	33.124	193.5	27.497	1:37.751		
2	37.265	163.1	33.265	191.1	27.410	1:37.940	8	37.099	163.1	33.082	193.5	27.517	1:37.698		
3	36.938	162.8	32.957	191.8	27.310	1:37.205	9	37.205	163.6	33.173	192.1	27.599	1:37.977		
4	37.012	163.1	33.414	193.2	27.827	1:38.253	10	37.256	164.1	34.311	189.1	36.657	1:48.224 Pit		
5	36.966	164.6	33.141	193.2	27.375	1:37.482									
6	37.130	162.1	33.082	193.5	27.489	1:37.701									



Weather/Track: Sun 17° /Dry 20°

Circuit Length - 3.696 kilometres
 Oschersleben
 Oschersleben

2007 FIA World Touring Car Championship Warm Up - Sector Analysis Report

Lap S1 Time S1 Spd S2 Time S2 Spd S3 Time S3 Spd Lap Time Pit Lap S1 Time S1 Spd S2 Time S2 Spd S3 Time S3 Spd Lap Time Pit

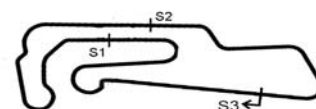
22 CERESOLI				ITA				SEAT Leon				I	
1	11:19.938	161.1	37.269	190.1	28.876	12:26.083	7	38.180	144.3	33.917	192.5	27.385	1:39.482
2	37.490	164.8	34.319	192.8	27.646	1:39.455	8	37.387	164.3	33.444	194.2	27.494	1:38.325
3	37.396	163.3	34.477	191.4	27.525	1:39.398	9	37.266	162.1	33.527	192.5	27.393	1:38.186
4	37.177	163.8	33.975	193.5	27.692	1:38.844	10	39.911	144.0	36.837	173.3	48.120	2:04.868 Pit
5	37.660	163.8	33.871	192.8	27.641	1:39.172							
6	37.271	163.8	33.497	192.8	27.387	1:38.155							

23 CORTHALS				BEL				SEAT Leon				I	
1	11:04.062	162.4	34.626	192.5	28.051	12:06.739	6	37.151	164.3	34.353	180.0	36.837	1:48.341 Pit
2	38.655	165.3	33.360	192.8	27.481	1:39.496	7	3:10.629	166.4	32.841	192.8	27.301	4:10.771
3	37.108	165.1	33.166	194.9	27.661	1:37.935	8	36.840	166.4	33.039	193.5	27.466	1:37.345
4	37.071	164.3	33.132	194.2	27.706	1:37.909	9	37.463	165.3	33.041	192.5	40.312	1:50.816 Pit
5	37.223	165.1	33.461	192.1	27.472	1:38.156							

26 D'ASTE				ITA				BMW 320si				I	
1	11:08.851	147.7	35.019	165.8	28.825	12:12.695	7	36.837	165.1	32.775	196.3	27.481	1:37.093
2	37.571	163.6	35.055	171.9	28.728	1:41.354	8	36.821	164.6	32.929	196.0	27.386	1:37.136
3	37.228	163.1	33.256	195.2	27.569	1:38.053	9	36.927	164.8	33.025	197.8	27.741	1:37.693
4	37.148	164.1	33.283	193.8	28.039	1:38.470	10	36.939	164.6	34.730	169.5	50.354	2:02.023 Pit
5	37.432	164.1	33.019	194.9	27.370	1:37.821							
6	36.786	164.6	32.935	195.6	27.757	1:37.478							

30 RANGONI				ITA				BMW 320si				I	
1	11:05.453	160.4	33.683	192.8	29.404	12:08.540	6	36.872	164.8	33.068	191.8	27.486	1:37.426
2	37.180	163.1	33.366	194.2	27.640	1:38.186	7	36.908	160.2	32.880	194.2	27.391	1:37.179
3	37.005	165.3	33.059	194.5	27.835	1:37.899	8	37.013	163.3	32.835	194.9	27.436	1:37.284
4	38.025	141.1	33.711	193.2	27.688	1:39.424	9	36.932	164.3	1:04.629	105.0	45.219	2:26.780 Pit
5	37.140	163.6	33.051	194.2	27.317	1:37.508							

31 HERNANDEZ				ESP				BMW 320si				I	
1	11:15.178	156.9	35.862	165.8	29.354	12:20.394	7	37.061	164.6	33.059	194.2	27.536	1:37.656
2	40.379	160.0	34.150	191.1	28.301	1:42.830	8	37.037	164.6	32.876	193.5	27.352	1:37.265
3	37.697	162.1	33.632	186.8	28.013	1:39.342	9	36.805	165.1	32.914	194.2	27.356	1:37.075
4	37.168	163.6	33.048	193.5	27.422	1:37.638	10	39.837	158.1	35.021	187.1	46.460	2:01.318 Pit
5	37.249	162.4	33.087	192.8	27.389	1:37.725							
6	37.078	163.6	32.932	193.8	27.293	1:37.303							



Weather/Track: Sun 17°/Dry 20°

Circuit Length - 3.696 kilometres
Oschersleben
Oschersleben

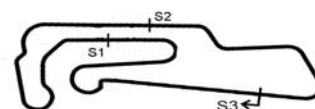
2007 FIA World Touring Car Championship Warm Up - Sector Analysis Report

Lap S1 Time S1 Spd S2 Time S2 Spd S3 Time S3 Spd Lap Time Pit Lap S1 Time S1 Spd S2 Time S2 Spd S3 Time S3 Spd Lap Time Pit

34 PEDALA				ITA			SEAT Leon			I			
1	11:34.410	145.9	38.054	172.5	29.763	12:42.227	7	37.009	164.6	33.083	194.2	27.267	1:37.359
2	37.750	161.9	33.921	194.5	27.437	1:39.108	8	37.240	164.1	32.938	194.9	27.487	1:37.665
3	37.155	159.7	33.543	193.5	27.475	1:38.173	9	37.004	164.1	33.175	195.2	27.423	1:37.602
4	37.057	163.1	33.390	194.9	27.394	1:37.841	10	40.570	134.8	39.907	136.0	50.759	2:11.236 Pit
5	37.098	162.6	33.097	194.9	27.239	1:37.434							
6	36.986	163.6	33.035	194.5	27.241	1:37.262							

35 SADREDINOV				RUS			SEAT Leon			I			
1	13:43.582	162.6	34.707	189.8	27.838	14:46.127	6	37.392	161.1	32.946	191.1	27.734	1:38.072
2	37.114	163.1	33.581	189.8	27.648	1:38.343	7	37.183	164.1	32.998	191.8	27.802	1:37.983
3	36.962	164.1	33.305	191.4	27.407	1:37.674	8	37.465	161.6	33.306	190.1	27.788	1:38.559
4	43.486	156.0	34.431	190.8	27.574	1:45.491	9	44.377	114.5	41.223	185.2	40.781	2:06.381 Pit
5	37.147	163.8	33.761	192.8	27.534	1:38.442							

40 TERTING				GER			SEAT Leon			I			
1	11:09.354	159.7	37.644	194.2	27.846	12:14.844	7	36.946	166.6	32.850	196.0	27.393	1:37.189
2	36.635	167.7	33.399	196.0	27.514	1:37.548	8	36.800	165.3	33.087	196.0	27.428	1:37.315
3	36.636	167.1	33.007	194.5	27.660	1:37.303	9	36.886	166.9	33.085	193.5	27.880	1:37.851
4	36.841	166.1	33.011	196.7	27.322	1:37.174	10	37.709	157.2	35.599	193.2	38.483	1:51.791 Pit
5	36.770	167.1	32.709	196.7	27.231	1:36.710							
6	36.784	167.1	32.765	195.2	27.282	1:36.831							



Weather/Track: Sun 17° /Dry 20°

Circuit Length - 3.696 kilometres
Oschersleben
Oschersleben

Printed at 08:51, Sunday, 26 August, 2007
© MST Systems Ltd, 2005 (www.mstworld.com)

Page 5

2007 FIA World Touring Car Championship Warm Up - Best Sector Speeds Report

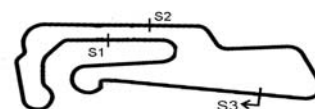
SECTOR 1				SECTOR 2				SECTOR 3				
POS	NO	NAME	SPEED	LAP	NO	NAME	SPEED	LAP	NO	SPEED	TRAP	AVAILABLE
1	9	GENE	169.5	5	9	GENE	200.0	8				
2	40	TERTING	167.7	2	15	THOMPSON	198.1	10				
3	15	THOMPSON	166.6	8	16	TIELEMANS	197.8	2				
4	16	TIELEMANS	166.6	8	26	D'ASTE	197.8	9				
5	12	MULLER	166.4	4	40	TERTING	196.7	4				
6	19	COLCIAGO	166.4	2	12	MULLER	196.0	4				
7	23	CORTHALS	166.4	7	19	COLCIAGO	196.0	7				
8	8	MENU	165.8	4	2	MULLER	195.6	5				
9	5	PORTEIRO	165.3	8	34	PEDALA	195.2	9				
10	30	RANGONI	165.3	3	1	PRIAULX	194.9	6				
11	10	JOURDAIN	165.1	5	23	CORTHALS	194.9	3				
12	26	D'ASTE	165.1	7	30	RANGONI	194.9	8				
13	31	HERNANDEZ	165.1	9	5	PORTEIRO	194.5	2				
14	22	CERESOLI	164.8	2	8	MENU	194.5	7				
15	18	MONTEIRO	164.6	6	10	JOURDAIN	194.2	2				
16	20	CORONEL	164.6	5	22	CERESOLI	194.2	8				
17	34	PEDALA	164.6	7	31	HERNANDEZ	194.2	7				
18	11	TARQUINI	164.1	4	11	TARQUINI	193.8	6				
19	35	SADREDINOV	164.1	3	18	MONTEIRO	193.8	7				
20	3	FARFUS	163.6	8	3	FARFUS	193.5	9				
21	6	HUFF	163.6	4	20	CORONEL	193.5	1				
22	1	PRIAULX	163.3	3	6	HUFF	193.2	3				
23	2	MULLER	163.1	3	35	SADREDINOV	192.8	5				
24	4	ZANARDI	163.1	2	4	ZANARDI	192.5	1				
25	7	LARINI	162.6	3	7	LARINI	192.5	4				



Weather/Track: Sun 17° /Dry 20°

Printed at 08:50, Sunday, 26 August, 2007

© MST Systems Ltd, 2005 (www.mstworld.com)

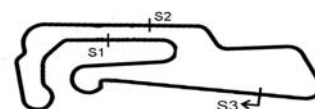


Circuit Length - 3.696 kilometres
Oschersleben
Oschersleben

2007 FIA World Touring Car Championship Warm Up - Best Sector Times Report

POS	SECTOR 1			SECTOR 2			SECTOR 3			NAME	IDEAL/BEST LAP COMPARISON				
	NO	TIME	LAP	NO	TIME	LAP	NO	TIME	LAP		NO	IDEAL	BEST	LAP	DIFF
1	5	36.595	3	1	32.542	9	5	26.950	2	1	PRIAULX	1:36.239	1:36.453	9	+ 0.214
2	11	36.623	3	2	32.579	6	15	27.020	2	5	PORTEIRO	1:36.269	1:36.492	2	+ 0.223
3	40	36.635	2	15	32.688	6	1	27.043	3	15	THOMPSON	1:36.448	1:36.779	5	+ 0.331
4	1	36.654	7	40	32.709	5	3	27.125	9	11	TARQUINI	1:36.486	1:36.650	3	+ 0.164
5	15	36.740	7	19	32.713	7	11	27.126	3	2	MULLER	1:36.509	1:36.565	6	+ 0.056
6	2	36.758	4	5	32.724	7	2	27.172	4	40	TERTING	1:36.575	1:36.710	5	+ 0.135
7	19	36.767	5	11	32.737	5	19	27.191	7	3	FARFUS	1:36.656	1:36.669	9	+ 0.013
8	3	36.771	8	3	32.760	9	6	27.197	3	19	COLCIAGO	1:36.671	1:36.748	5	+ 0.077
9	26	36.786	6	26	32.775	7	10	27.216	3	26	D'ASTE	1:36.931	1:37.093	7	+ 0.162
10	31	36.805	9	18	32.809	7	40	27.231	5	31	HERNANDEZ	1:36.974	1:37.075	9	+ 0.101
11	8	36.822	5	30	32.835	8	34	27.239	5	23	CORTHALS	1:36.982	1:37.345	8	+ 0.363
12	23	36.840	8	23	32.841	7	31	27.293	6	30	RANGONI	1:37.024	1:37.179	7	+ 0.155
13	16	36.846	8	31	32.876	8	23	27.301	7	18	MONTEIRO	1:37.037	1:37.066	7	+ 0.029
14	18	36.846	3	34	32.938	8	20	27.310	3	10	JOURDAIN	1:37.073	1:37.073	3	+ 0.000
15	9	36.848	6	10	32.940	3	30	27.317	5	8	MENU	1:37.136	1:37.150	5	+ 0.014
16	30	36.872	6	8	32.942	4	26	27.370	5	34	PEDALA	1:37.163	1:37.262	6	+ 0.099
17	10	36.917	3	35	32.946	6	8	27.372	5	16	TIELEMANS	1:37.179	1:37.350	7	+ 0.171
18	20	36.938	3	20	32.957	3	16	27.375	7	20	CORONEL	1:37.205	1:37.205	3	+ 0.000
19	35	36.962	3	16	32.958	6	18	27.382	7	6	HUFF	1:37.284	1:37.338	3	+ 0.054
20	34	36.986	6	6	32.980	3	22	27.385	7	35	SADREDINO	1:37.315	1:37.674	3	+ 0.359
21	6	37.107	2	9	32.996	6	35	27.407	3	9	GENE	1:37.325	1:37.371	6	+ 0.046
22	4	37.124	2	7	33.248	3	7	27.475	4	22	CERESOLI	1:38.006	1:38.155	6	+ 0.149
23	22	37.177	4	12	33.301	6	9	27.481	7	7	LARINI	1:38.014	1:38.169	4	+ 0.155
24	12	37.245	6	22	33.444	8	12	27.544	3	12	MULLER	1:38.090	1:38.316	4	+ 0.226
25	7	37.291	3	4	33.757	1	4	27.790	2	4	ZANARDI	1:38.671	1:55.742	2	+ 17.07

'Perfect Lap' - 1:36.087



Weather/Track: Sun 17°/Dry 20°

Circuit Length - 3.696 kilometres
Oschersleben
Oschersleben

Printed at 08:49, Sunday, 26 August, 2007

© MST Systems Ltd, 2005 (www.mstworld.com)

Page 1

2007 FIA World Touring Car Championship

GRID FOR RACE 1

ROW 13	33	FREITAS	22	CERESOLI
ROW 12	31	HERNANDEZ	35	SADREDINOV
ROW 11	30	RANGONI	4	ZANARDI
ROW 10	10	JOURDAIN	7	LARINI
ROW 9	9	GENE	16	TIELEMANS
ROW 8	20	CORONEL	26	D'ASTE
ROW 7	6	HUFF	34	PEDALA
ROW 6	40	TERTING	23	CORTHALS
ROW 5	5	PORTEIRO	15	THOMPSON
ROW 4	1	PRIAULX	18	MONTEIRO
ROW 3	3	FARFUS	8	MENU
ROW 2	2	MULLER	19	COLCIAGO
ROW 1	12	MULLER	11	TARQUINI

POLE

Weather/Track: Bright 24°/Dry 28°

Oschersleben
Circuit Length = 3.6960 km.
Start: 15:00 End: 15:34

Race Director:

Steward:

Timekeeper:

2007 FIA World Touring Car Championship

RACE CLASSIFICATION - RACE 1

POS	NO	CL	DRIVER	NAT	CAR	TIME	LAPS	GAP	KPH	BEST
1	12		Yvan MULLER	FRA	SEAT Leon TDI	27:57.209	16		126.58	1:37.665
2	11		Gabriele TARQUINI	ITA	SEAT Leon	27:57.655	16	0.446	126.55	1:37.772
3	15		James THOMPSON	GBR	Alfa Romeo 156	27:58.002	16	0.793	126.52	1:37.525
4	2		Jorg MULLER	GER	BMW 320si	27:58.465	16	1.256	126.49	1:37.499
5	1		Andy PRIAULX	GBR	BMW 320si	27:58.689	16	1.480	126.47	1:37.499
6	9		Jordi GENE	ESP	SEAT Leon TDI	27:59.973	16	2.764	126.37	1:37.576
7	3		Augusto FARFUS	BRA	BMW 320si	28:00.225	16	3.016	126.36	1:37.593
8	19	I	Roberto COLCIAGO	ITA	SEAT Leon	28:00.586	16	3.377	126.33	1:37.262
9	16		Olivier TIELEMANS	NED	Alfa Romeo 156	28:03.191	16	5.982	126.13	1:37.604
10	18		Tiago MONTEIRO	POR	SEAT Leon	28:05.842	16	8.633	125.93	1:37.336
11	6		Robert HUFF	GBR	Chevrolet Lacetti	28:10.582	16	13.373	125.58	1:38.173
12	10		Michel JOURDAIN	MEX	SEAT Leon	28:13.782	16	16.573	125.34	1:38.029
13	35	I	Timur SADREDINOV	RUS	SEAT Leon	28:17.212	16	20.003	125.09	1:38.016
14	31	I	Sergio HERNANDEZ	ESP	BMW 320si	28:17.410	16	20.201	125.08	1:38.228
15	22	I	Maurizio CERESOLI	ITA	SEAT Leon	28:18.905	16	21.696	124.97	1:38.442
16	30	I	Luca RANGONI	ITA	BMW 320si	29:31.520	16	1:34.311	119.84	1:39.209
17	26	I	Stefano D'ASTE	ITA	BMW 320si	27:49.520	15	1 LAP	119.20	1:37.578

NOT CLASSIFIED

8			Alain MENU	SUI	Chevrolet Lacetti	29:10.352	6	N.C.F.	45.28	1:37.710
5			Felix PORTEIRO	ESP	BMW 320si	2:47.021	1	D.N.F.	76.21	
4			Alessandro ZANARDI	ITA	BMW 320si	2:47.966	1	D.N.F.	75.78	
7			Nicola LARINI	ITA	Chevrolet Lacetti	3:05.325	1	D.N.F.	68.68	
20			Tom CORONEL	NED	SEAT Leon		0	D.N.F.	N/A	
23	I		Pierre-Yves CORTHALS	BEL	SEAT Leon		0	D.N.F.	N/A	
34	I		Massimiliano PEDALA	ITA	SEAT Leon		0	D.N.F.	N/A	
40			Peter TERTING	GER	SEAT Leon		0	D.N.F.	N/A	

FASTEST LAP

19	I		Roberto COLCIAGO		SEAT Leon	1:37.262	8	136.80kph	85.00mph	
18			Tiago MONTEIRO		SEAT Leon	1:37.336	5	136.69kph	84.94mph	

Weather/Track: Sun 23°/Dry 32°

Oschersleben
Circuit Length = 3.6960 km.
Start: 12:03 End: 12:31

Race Director:	Steward:	Timekeeper:
----------------	----------	-------------

2007 FIA World Touring Car Championship

Race 1 - Sector Analysis Report

Lap S1 Time S1 Spd S2 Time S2 Spd S3 Time S3 Spd Lap Time Pit Lap S1 Time S1 Spd S2 Time S2 Spd S3 Time S3 Spd Lap Time Pit

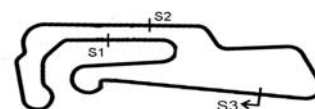
1 PRIAULX						GBR		BMW 320si						
1	42.254	160.7	36.977	123.7	42.964	2:02.195		10	37.505	161.6	32.807	197.0	27.929	1:38.241
2	57.752	85.8	50.956	98.0	39.906	2:28.614		11	37.242	163.1	33.156	195.6	27.375	1:37.773
3	49.999	116.7	47.329	135.6	37.285	2:14.613		12	37.292	160.4	32.993	197.0	27.437	1:37.722
4	37.254	161.1	32.948	196.3	27.297	1:37.499		13	36.950	162.6	33.202	196.3	27.516	1:37.668
5	37.258	160.7	33.197	196.3	27.533	1:37.988		14	37.326	162.4	33.612	195.6	27.500	1:38.438
6	37.164	161.9	33.029	195.6	27.533	1:37.726		15	37.295	161.4	33.086	196.7	27.796	1:38.177
7	37.329	161.4	32.962	195.6	27.446	1:37.737		16	37.408	162.6	33.285	196.3	27.847	1:38.540
8	37.208	162.1	32.910	197.0	27.386	1:37.504								
9	37.381	162.4	33.064	196.3	27.809	1:38.254								

2 MULLER						GER		BMW 320si						
1	41.755	161.6	36.926	118.9	42.693	2:01.374		10	37.228	162.4	32.984	196.7	27.959	1:38.171
2	57.842	86.8	50.919	114.7	39.939	2:28.700		11	37.157	162.6	33.105	197.8	27.361	1:37.623
3	49.725	99.4	47.535	141.1	37.759	2:15.019		12	37.176	162.8	33.069	197.0	27.435	1:37.680
4	37.108	161.4	32.981	196.7	27.410	1:37.499		13	37.058	163.3	33.159	196.7	27.497	1:37.714
5	37.108	162.6	33.325	196.7	27.497	1:37.930		14	37.452	162.4	33.396	197.8	27.700	1:38.548
6	37.100	162.8	33.059	196.0	27.742	1:37.901		15	37.246	163.1	33.146	197.4	27.810	1:38.202
7	37.063	163.3	32.940	197.4	27.626	1:37.629		16	37.420	163.3	33.353	196.7	27.825	1:38.598
8	37.068	162.6	33.074	197.8	27.438	1:37.580								
9	37.354	163.1	33.088	198.5	27.855	1:38.297								

3 FARFUS						BRA		BMW 320si						
1	44.032	161.1	37.313	116.7	42.529	2:03.874		10	37.261	162.8	33.383	189.8	27.559	1:38.203
2	57.675	86.4	50.975	109.2	39.993	2:28.643		11	37.102	163.8	33.035	196.7	27.555	1:37.692
3	50.176	112.5	46.882	133.8	36.834	2:13.892		12	37.222	161.9	33.093	197.4	27.626	1:37.941
4	37.182	162.8	32.930	196.0	27.552	1:37.664		13	37.298	163.8	33.025	196.0	27.684	1:38.007
5	37.200	163.1	32.894	197.4	27.499	1:37.593		14	37.261	163.1	33.188	197.0	27.607	1:38.056
6	37.260	163.6	33.129	194.2	27.469	1:37.858		15	37.282	163.3	33.137	196.3	27.950	1:38.369
7	37.294	163.6	33.143	196.3	27.523	1:37.960		16	37.327	162.4	33.316	196.3	27.877	1:38.520
8	37.276	162.8	33.043	196.0	27.464	1:37.783								
9	37.244	163.1	33.135	195.6	27.791	1:38.170								

4 ZANARDI						ITA		BMW 320si						
1	1:08.116	124.7	48.692	97.5	51.158	2:47.966	Pit							

5 PORTEIRO						ESP		BMW 320si						
1	57.545	78.3	59.037	109.0	50.439	2:47.021	Pit							



Weather/Track: Sun 23° /Dry 32°

Circuit Length - 3.696 kilometres
Oschersleben
Oschersleben

2007 FIA World Touring Car Championship

Race 1 - Sector Analysis Report

Lap S1 Time S1 Spd S2 Time S2 Spd S3 Time S3 Spd Lap Time Pit Lap S1 Time S1 Spd S2 Time S2 Spd S3 Time S3 Spd Lap Time Pit

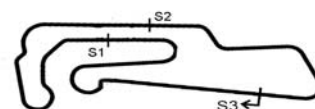
6 HUFF				GBR Chevrolet Lacetti									
1	47.786	164.3	36.450	112.3	42.791	2:07.027	10	37.646	163.1	33.161	196.7	27.623	1:38.430
2	57.507	100.1	51.582	104.2	39.758	2:28.847	11	37.502	163.3	33.098	197.8	27.658	1:38.258
3	50.801	122.8	45.803	114.0	35.836	2:12.440	12	37.541	162.6	33.043	198.5	27.653	1:38.237
4	37.300	163.1	33.203	197.8	28.016	1:38.519	13	37.441	164.3	33.196	196.0	27.698	1:38.335
5	38.610	164.6	34.656	196.3	27.722	1:40.988	14	37.377	163.1	33.120	196.7	27.676	1:38.173
6	37.307	164.1	33.205	197.8	27.696	1:38.208	15	37.470	162.6	33.227	196.0	27.684	1:38.381
7	37.392	163.3	33.159	198.5	27.806	1:38.357	16	37.520	164.1	33.143	196.3	27.809	1:38.472
8	37.382	163.8	33.212	196.3	28.257	1:38.851							
9	37.980	163.6	33.279	198.1	27.800	1:39.059							

7 LARINI				ITA Chevrolet Lacetti									
1	1:09.724	126.1	53.687	85.9	1:01.914	3:05.325	Pit						

8 MENU				SUI Chevrolet Lacetti										
1	53.663	97.1	51.184	92.9	52.745	2:37.592	Pit	5	37.263	163.6	32.996	196.3	27.647	1:37.906
2	19:00.189	161.1	33.096	196.7	27.459	20:00.744		6	37.337	161.9	33.010	196.3	27.650	1:37.997
3	36.854	164.6	33.113	195.6	27.743	1:37.710								
4	37.366	162.4	33.237	195.6	27.800	1:38.403								

9 GENE				ESP SEAT Leon TDI									
1	42.865	166.9	37.672	119.2	42.562	2:03.099	10	37.173	167.1	33.128	197.8	27.770	1:38.071
2	57.703	90.9	51.020	107.6	39.950	2:28.673	11	37.216	167.1	33.098	198.8	27.604	1:37.918
3	50.205	114.5	47.004	123.0	37.057	2:14.266	12	37.188	165.6	33.035	199.6	27.717	1:37.940
4	36.962	165.8	32.974	200.3	27.640	1:37.576	13	37.199	167.1	33.139	198.8	27.690	1:38.028
5	37.054	166.9	33.003	200.0	27.726	1:37.783	14	37.134	165.6	33.197	197.8	27.761	1:38.092
6	37.033	166.1	33.018	200.0	27.710	1:37.761	15	37.111	166.4	33.290	196.0	27.928	1:38.329
7	37.179	165.8	33.191	199.2	27.608	1:37.978	16	37.355	165.1	33.271	197.8	27.898	1:38.524
8	37.278	165.8	32.929	198.5	27.619	1:37.826							
9	37.247	167.1	33.063	199.6	27.799	1:38.109							

10 JOURDAIN				MEX SEAT Leon									
1	51.220	157.2	35.533	125.7	42.800	2:09.553	10	37.619	161.9	33.644	193.5	27.755	1:39.018
2	58.065	103.5	51.329	107.4	39.039	2:28.433	11	37.952	160.9	33.245	194.2	27.597	1:38.794
3	51.458	123.0	45.377	106.7	35.358	2:12.193	12	37.577	161.6	33.424	193.8	27.607	1:38.608
4	37.236	163.1	33.114	194.9	27.679	1:38.029	13	37.415	162.8	33.382	193.5	27.627	1:38.424
5	37.847	162.8	34.334	191.8	27.759	1:39.940	14	37.816	161.6	33.470	192.5	27.939	1:39.225
6	37.557	161.6	33.217	194.2	27.597	1:38.371	15	37.323	163.1	33.431	192.5	27.587	1:38.341
7	37.515	162.1	33.295	193.2	27.711	1:38.521	16	37.498	161.1	33.366	193.5	27.727	1:38.591
8	37.363	162.6	33.387	192.1	27.639	1:38.389							
9	38.300	162.6	33.478	193.8	27.574	1:39.352							



Weather/Track: Sun 23° / Dry 32°

Circuit Length - 3.696 kilometres
 Oschersleben
 Oschersleben

2007 FIA World Touring Car Championship

Race 1 - Sector Analysis Report

Lap S1 Time S1 Spd S2 Time S2 Spd S3 Time S3 Spd Lap Time Pit Lap S1 Time S1 Spd S2 Time S2 Spd S3 Time S3 Spd Lap Time Pit

11 TARQUINI

ITA

SEAT Leon

1	39.571	162.6	37.304	115.3	42.151	1:59.026	10	37.254	162.6	33.030	193.2	27.524	1:37.808
2	57.326	104.0	50.142	136.7	40.705	2:28.173	11	37.217	162.6	33.083	194.2	27.548	1:37.848
3	49.892	115.7	45.912	164.3	40.253	2:16.057	12	37.299	161.1	33.060	194.9	27.560	1:37.919
4	37.365	161.9	33.206	193.5	27.514	1:38.085	13	37.339	160.9	33.162	194.2	27.555	1:38.056
5	37.719	160.9	33.398	194.9	27.237	1:38.354	14	37.399	162.6	33.150	194.2	27.805	1:38.354
6	37.148	163.1	33.217	194.2	27.457	1:37.822	15	37.340	163.1	33.251	193.2	27.641	1:38.232
7	37.113	163.1	33.208	193.5	27.456	1:37.777	16	37.607	162.8	33.268	193.8	27.656	1:38.531
8	37.187	162.4	33.091	194.5	27.494	1:37.772							
9	37.339	162.1	33.027	193.8	27.475	1:37.841							

12 MULLER

FRA

SEAT Leon TDI

1	40.311	163.8	36.971	110.2	42.626	1:59.908	10	37.149	163.1	33.265	193.5	27.519	1:37.933
2	57.421	95.1	50.584	116.0	39.900	2:27.905	11	37.211	162.4	33.202	196.0	27.306	1:37.719
3	50.168	103.8	46.173	162.1	39.359	2:15.700	12	37.287	160.7	33.190	195.2	27.512	1:37.989
4	37.532	163.8	32.970	197.4	27.503	1:38.005	13	37.345	161.1	33.287	195.2	27.491	1:38.123
5	37.289	162.1	33.234	196.7	27.281	1:37.804	14	37.163	161.4	33.466	194.5	27.645	1:38.274
6	37.131	161.4	33.158	195.6	27.483	1:37.772	15	37.318	161.9	33.207	194.5	27.674	1:38.199
7	37.151	162.4	33.323	194.2	27.334	1:37.808	16	37.496	162.1	33.598	194.2	27.625	1:38.719
8	37.220	162.6	33.080	196.3	27.386	1:37.686							
9	37.195	162.8	33.074	196.7	27.396	1:37.665							

15 THOMPSON

GBR

Alfa Romeo 156

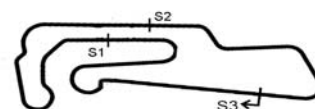
1	41.320	164.8	36.458	111.6	42.994	2:00.772	10	37.123	165.1	33.177	196.3	27.884	1:38.184
2	57.835	90.7	50.694	112.6	40.116	2:28.645	11	37.057	165.1	33.009	197.8	27.459	1:37.525
3	49.778	100.9	47.119	147.7	37.851	2:14.748	12	37.095	164.1	32.931	198.5	27.500	1:37.526
4	37.164	164.6	33.090	198.5	27.490	1:37.744	13	37.222	165.8	33.145	197.8	27.502	1:37.869
5	37.440	164.8	33.231	197.4	27.444	1:38.115	14	37.540	165.1	33.349	197.4	27.603	1:38.492
6	37.157	165.1	33.009	197.4	27.729	1:37.895	15	37.291	165.1	33.268	197.4	27.570	1:38.129
7	37.145	164.6	33.014	197.4	27.563	1:37.722	16	37.589	165.6	33.343	197.8	27.671	1:38.603
8	37.174	164.8	33.038	197.4	27.419	1:37.631							
9	37.385	164.8	33.217	197.0	27.800	1:38.402							

16 TIELEMANS

NED

Alfa Romeo 156

1	49.031	165.1	35.807	108.3	42.843	2:07.681	10	37.138	164.3	33.150	196.7	27.498	1:37.786
2	57.651	96.6	51.348	106.6	39.744	2:28.743	11	37.538	164.8	33.072	197.4	27.500	1:38.110
3	51.115	120.1	45.733	110.7	35.957	2:12.805	12	37.246	163.6	32.938	198.1	27.621	1:37.805
4	37.089	166.1	33.145	197.8	27.613	1:37.847	13	37.360	164.1	33.204	196.7	27.580	1:38.144
5	37.323	164.6	32.711	197.4	27.570	1:37.604	14	37.285	163.3	33.504	196.3	27.528	1:38.317
6	37.294	165.3	33.163	197.4	27.779	1:38.236	15	37.407	163.1	33.132	196.3	27.534	1:38.073
7	37.434	164.8	33.031	196.3	27.324	1:37.789	16	37.244	164.1	33.476	194.5	27.800	1:38.520
8	37.245	163.3	33.125	197.0	27.436	1:37.806							
9	37.138	163.8	33.226	196.0	27.561	1:37.925							



Weather/Track: Sun 23°/Dry 32°

Circuit Length - 3.696 kilometres
Oschersleben
Oschersleben

Printed at 12:34, Sunday, 26 August, 2007

© MST Systems Ltd, 2005 (www.mstworld.com)

Page 3

2007 FIA World Touring Car Championship

Race 1 - Sector Analysis Report

Lap S1 Time S1 Spd S2 Time S2 Spd S3 Time S3 Spd Lap Time Pit Lap S1 Time S1 Spd S2 Time S2 Spd S3 Time S3 Spd Lap Time Pit

18 MONTEIRO

MONTEIRO						POR		SEAT Leon						
1	44.277	161.6	38.059	117.7	42.290	2:04.626		10	37.454	160.9	32.992	191.4	27.424	1:37.870
2	57.695	91.3	51.333	94.8	39.841	2:28.869		11	37.608	160.0	33.093	192.8	27.436	1:38.137
3	50.214	108.9	47.127	114.8	36.071	2:13.412		12	37.457	160.0	33.146	192.1	27.496	1:38.099
4	37.384	161.6	33.095	194.5	27.565	1:38.044		13	37.394	161.9	33.777	187.8	27.745	1:38.916
5	37.077	162.6	32.892	194.9	27.367	1:37.336		14	37.753	158.1	33.481	190.4	27.679	1:38.913
6	38.289	153.8	34.213	185.2	27.893	1:40.395		15	37.521	158.5	33.342	191.4	27.524	1:38.387
7	38.117	159.5	33.209	191.4	27.290	1:38.616		16	37.452	160.4	33.424	190.4	27.584	1:38.460
8	37.420	160.0	33.049	192.1	27.448	1:37.917								
9	37.312	161.1	33.047	192.5	27.486	1:37.845								

19 COLCIAGO

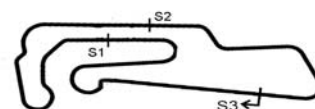
COLCIAGO						ITA		SEAT Leon						
1	44.642	166.1	38.338	114.6	42.287	2:05.267		10	37.334	163.8	33.063	192.5	27.875	1:38.272
2	57.606	92.0	51.251	99.8	39.776	2:28.633		11	37.146	164.6	33.030	196.7	27.523	1:37.699
3	50.376	127.6	47.043	113.2	36.229	2:13.648		12	37.666	162.4	33.022	196.0	27.629	1:38.317
4	37.219	163.6	33.102	197.0	27.624	1:37.945		13	37.364	163.3	32.993	195.6	27.602	1:37.959
5	36.993	163.8	32.858	197.0	27.522	1:37.373		14	37.284	163.8	33.137	194.9	27.480	1:37.901
6	37.650	163.6	33.109	194.9	27.492	1:38.251		15	37.425	162.8	33.106	194.2	27.597	1:38.128
7	36.977	164.1	32.937	196.0	27.679	1:37.593		16	37.612	163.3	33.066	195.6	27.819	1:38.497
8	37.065	163.6	32.848	196.0	27.349	1:37.262								
9	37.228	163.8	32.944	197.4	27.669	1:37.841								

22 CERESOLI

CERESOLI						ITA		SEAT Leon						
1	52.108	160.4	35.761	134.4	42.816	2:10.685		10	37.541	163.3	33.647	193.2	27.808	1:38.996
2	58.213	113.3	51.334	107.0	39.790	2:29.337		11	37.737	160.2	33.517	195.2	27.703	1:38.957
3	51.282	110.8	44.843	109.2	34.836	2:10.961		12	37.689	159.2	33.701	194.2	27.883	1:39.273
4	37.796	160.9	33.625	195.2	27.751	1:39.172		13	37.734	162.8	33.707	194.9	27.887	1:39.328
5	37.348	160.4	33.454	196.3	28.133	1:38.935		14	37.916	160.2	33.958	192.1	27.932	1:39.806
6	37.405	161.4	33.481	194.9	27.899	1:38.785		15	37.585	162.4	33.841	192.5	27.790	1:39.216
7	37.393	161.6	33.333	195.6	27.716	1:38.442		16	37.574	161.9	33.593	193.8	27.933	1:39.100
8	37.353	162.8	33.484	193.8	28.001	1:38.838								
9	37.530	162.4	33.632	194.2	27.912	1:39.074								

26 D'ASTE

D'ASTE						ITA		BMW 320si						
1	47.118	161.4	36.526	117.9	42.597	2:06.241		9	37.052	161.1	33.305	193.8	27.737	1:38.094
2	57.486	102.2	51.818	100.2	39.616	2:28.920		10	36.977	162.4	33.045	195.2	27.626	1:37.648
3	50.712	128.5	45.857	117.3	42.686	2:19.255 Pit		11	36.963	161.1	32.936	196.7	27.679	1:37.578
4	1:54.241	161.9	33.081	195.2	27.574	2:54.896		12	37.055	162.8	33.006	196.3	27.714	1:37.775
5	37.159	161.6	33.295	194.5	27.756	1:38.210		13	37.049	164.1	33.106	195.2	27.556	1:37.711
6	37.838	160.0	33.354	192.1	27.657	1:38.849		14	37.081	162.8	33.061	196.7	28.123	1:38.265
7	37.059	162.6	33.111	193.8	27.659	1:37.829		15	38.116	164.1	33.690	194.9	28.509	1:40.315
8	37.230	162.1	33.018	194.9	27.686	1:37.934								



Weather/Track: Sun 23° / Dry 32°

Circuit Length - 3.696 kilometres
Oschersleben
Oschersleben

Printed at 12:34, Sunday, 26 August, 2007

© MST Systems Ltd, 2005 (www.mstworld.com)

Page 4

2007 FIA World Touring Car Championship

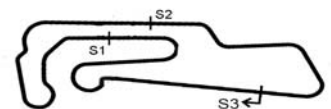
Race 1 - Sector Analysis Report

Lap S1 Time S1 Spd S2 Time S2 Spd S3 Time S3 Spd Lap Time Pit Lap S1 Time S1 Spd S2 Time S2 Spd S3 Time S3 Spd Lap Time Pit

30 RANGONI						ITA		BMW 320si				I		
1	56.028	157.8	44.147	173.3	36.886	2:17.061	Pit	10	38.886	159.2	34.800	186.5	28.908	1:42.594
2	2:49.507	159.7	33.840	189.8	28.257	3:51.604		11	38.201	158.8	33.768	190.8	28.327	1:40.296
3	37.963	160.4	33.234	191.4	28.097	1:39.294		12	37.883	159.2	33.792	191.1	28.225	1:39.900
4	37.847	159.5	33.485	190.1	27.877	1:39.209		13	37.952	160.7	34.107	187.5	28.390	1:40.449
5	38.089	159.0	33.831	188.8	27.998	1:39.918		14	37.752	160.7	33.584	191.4	28.235	1:39.571
6	37.926	159.5	33.814	187.8	27.789	1:39.529		15	38.091	160.7	33.904	188.1	28.316	1:40.311
7	38.039	158.8	33.550	188.8	28.182	1:39.771		16	38.728	158.8	34.417	188.8	29.011	1:42.156
8	37.815	158.8	33.457	189.1	28.380	1:39.652								
9	37.958	159.7	33.890	188.1	28.357	1:40.205								

31 HERNANDEZ						ESP		BMW 320si				I		
1	51.528	160.9	35.851	131.7	42.768	2:10.147		10	37.425	163.8	33.508	196.7	27.891	1:38.824
2	58.024	108.9	51.356	110.4	39.506	2:28.886		11	38.140	162.1	33.493	196.3	27.687	1:39.320
3	51.117	118.6	45.229	110.6	35.213	2:11.559		12	37.829	162.8	33.599	196.3	27.679	1:39.107
4	37.640	163.1	33.377	195.6	27.681	1:38.698		13	37.941	162.8	33.702	195.6	27.686	1:39.329
5	37.393	163.6	33.862	194.2	28.055	1:39.310		14	37.324	162.6	33.726	194.2	27.611	1:38.661
6	37.427	163.1	33.352	196.7	27.913	1:38.692		15	37.872	162.4	33.511	194.2	27.866	1:39.249
7	37.271	163.6	33.293	196.0	27.664	1:38.228		16	37.921	161.1	33.557	194.2	28.096	1:39.574
8	37.422	163.6	33.239	196.0	27.758	1:38.419								
9	38.071	163.3	33.462	197.4	27.874	1:39.407								

35 SADREDINOV						RUS		SEAT Leon				I		
1	49.714	161.6	35.853	115.1	42.887	2:08.454		10	38.036	157.2	33.440	193.8	28.021	1:39.497
2	57.618	98.3	51.854	100.1	39.086	2:28.558		11	38.648	162.4	33.295	192.8	27.790	1:39.733
3	51.177	117.0	45.807	104.0	35.728	2:12.712		12	37.788	161.1	33.474	192.5	27.838	1:39.100
4	37.300	161.4	33.113	194.5	27.603	1:38.016		13	37.976	163.3	33.449	192.5	27.778	1:39.203
5	38.081	161.6	33.862	192.8	27.654	1:39.597		14	37.518	162.6	33.418	192.5	27.875	1:38.811
6	37.294	161.4	33.082	193.2	27.809	1:38.185		15	37.963	161.1	33.399	190.4	27.955	1:39.317
7	37.426	162.4	33.254	192.1	27.765	1:38.445		16	37.920	162.8	33.446	192.5	28.178	1:39.544
8	37.495	161.1	33.311	191.4	28.187	1:38.993								
9	37.992	160.4	33.213	192.1	27.842	1:39.047								



Weather/Track: Sun 23° /Dry 32°

Circuit Length - 3.696 kilometres
 Oschersleben
 Oschersleben

2007 FIA World Touring Car Championship Race 1 - Best Sector Speeds Report

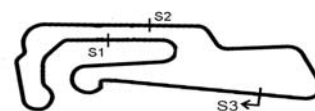
SECTOR 1				SECTOR 2				SECTOR 3				
POS	NO	NAME	SPEED	LAP	NO	NAME	SPEED	LAP	NO	SPEED	TRAP	AVAILABLE
1	9	GENE	167.1	9	9	GENE	200.3	4				
2	16	TIELEMANS	166.1	4	2	MULLER	198.5	9				
3	19	COLCIAGO	166.1	1	6	HUFF	198.5	7				
4	15	THOMPSON	165.8	13	15	THOMPSON	198.5	4				
5	6	HUFF	164.6	5	16	TIELEMANS	198.1	12				
6	8	MENU	164.6	3	3	FARFUS	197.4	5				
7	26	D'ASTE	164.1	13	12	MULLER	197.4	4				
8	3	FARFUS	163.8	11	19	COLCIAGO	197.4	9				
9	12	MULLER	163.8	1	31	HERNANDEZ	197.4	9				
10	31	HERNANDEZ	163.8	10	1	PRIAULX	197.0	8				
11	2	MULLER	163.3	7	8	MENU	196.7	2				
12	22	CERESOLI	163.3	10	26	D'ASTE	196.7	11				
13	35	SADREDINOV	163.3	13	22	CERESOLI	196.3	5				
14	1	PRIAULX	163.1	11	10	JOURDAIN	194.9	4				
15	10	JOURDAIN	163.1	4	11	TARQUINI	194.9	5				
16	11	TARQUINI	163.1	6	18	MONTEIRO	194.9	5				
17	18	MONTEIRO	162.6	5	35	SADREDINOV	194.5	4				
18	30	RANGONI	160.7	13	30	RANGONI	191.4	3				
19	7	LARINI	126.1	1	5	PORTEIRO	109.0	1				
20	4	ZANARDI	124.7	1	4	ZANARDI	97.5	1				
21	5	PORTEIRO	78.3	1	7	LARINI	85.9	1				



Weather/Track: Sun 23° /Dry 32°

Printed at 12:35, Sunday, 26 August, 2007

© MST Systems Ltd, 2005 (www.mstworld.com)



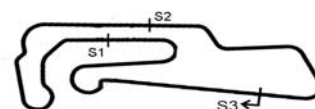
Circuit Length - 3.696 kilometres
Oschersleben
Oschersleben

Page 1

2007 FIA World Touring Car Championship Race 1 - Best Sector Times Report

POS	NO	SECTOR 1		SECTOR 2		SECTOR 3		IDEAL/BEST LAP COMPARISON							
		TIME	LAP	NO	TIME	LAP	NO	TIME	LAP	NO	NAME	IDEAL	BEST	LAP	DIFF
1	8	36.854	3	16	32.711	5	11	27.237	5	1	PRIAULX	1:37.054	1:37.499	4	+ 0.445
2	1	36.950	13	1	32.807	10	12	27.281	5	16	TIELEMANS	1:37.124	1:37.604	5	+ 0.480
3	9	36.962	4	19	32.848	8	18	27.290	7	19	COLCIAGO	1:37.174	1:37.262	8	+ 0.088
4	26	36.963	11	18	32.892	5	1	27.297	4	18	MONTEIRO	1:37.259	1:37.336	5	+ 0.077
5	19	36.977	7	3	32.894	5	16	27.324	7	8	MENU	1:37.309	1:37.710	3	+ 0.401
6	15	37.057	11	9	32.929	8	19	27.349	8	2	MULLER	1:37.359	1:37.499	4	+ 0.140
7	2	37.058	13	15	32.931	12	2	27.361	11	11	TARQUINI	1:37.377	1:37.772	8	+ 0.395
8	18	37.077	5	26	32.936	11	15	27.419	8	12	MULLER	1:37.382	1:37.665	9	+ 0.283
9	16	37.089	4	2	32.940	7	8	27.459	2	15	THOMPSON	1:37.407	1:37.525	11	+ 0.118
10	3	37.102	11	12	32.970	4	3	27.464	8	26	D'ASTE	1:37.455	1:37.578	11	+ 0.123
11	11	37.113	7	8	32.996	5	26	27.556	13	3	FARFUS	1:37.460	1:37.593	5	+ 0.133
12	12	37.131	6	11	33.027	9	10	27.574	9	9	GENE	1:37.495	1:37.576	4	+ 0.081
13	10	37.236	4	6	33.043	12	35	27.603	4	10	JOURDAIN	1:37.924	1:38.029	4	+ 0.105
14	31	37.271	7	35	33.082	6	9	27.604	11	6	HUFF	1:37.966	1:38.173	14	+ 0.207
15	35	37.294	6	10	33.114	4	31	27.611	14	35	SADREDINO	1:37.979	1:38.016	4	+ 0.037
16	6	37.300	4	30	33.234	3	6	27.623	10	31	HERNANDEZ	1:38.121	1:38.228	7	+ 0.107
17	22	37.348	5	31	33.239	8	22	27.703	11	22	CERESOLI	1:38.384	1:38.442	7	+ 0.058
18	30	37.752	14	22	33.333	7	30	27.789	6	30	RANGONI	1:38.775	1:39.209	4	+ 0.434
19	5	57.545	1	4	48.692	1	5	50.439	1	5	PORTEIRO	2:47.021	2:47.021	1	+ 0.000
20	4	1:08.116	1	7	53.687	1	4	51.158	1	4	ZANARDI	2:47.966	2:47.966	1	+ 0.000
21	7	1:09.724	1	5	59.037	1	7	1:01.914	1	7	LARINI	3:05.325	3:05.325	1	+ 0.000

'Perfect Lap' - 1:36.802



Weather/Track: Sun 23°/Dry 32°

Circuit Length - 3.696 kilometres
Oschersleben
Oschersleben

Printed at 12:35, Sunday, 26 August, 2007

© MST Systems Ltd, 2005 (www.mstworld.com)

Page 1

2007 FIA World Touring Car Championship

LAP CHART - RACE 1

Lap 1			Lap 2			Lap 3			Lap 4			Lap 5		
No	Behind	Laptime	No	Behind	Laptime	No	Behind	Laptime	No	Behind	Laptime	No	Behind	Laptime
11		1:59.026	11		2:28.173	11		2:16.057	11		1:38.085	12		1:37.804
12	0.882	1:59.908	12	0.614	2:27.905	12	0.257	2:15.700	12	0.177	1:38.005	11	0.373	1:38.354
15	1.746	2:00.772	15	2.218	2:28.645	15	0.909	2:14.748	15	0.568	1:37.744	15	0.702	1:38.115
2	2.348	2:01.374	2	2.875	2:28.700	2	1.837	2:15.019	2	1.251	1:37.499	2	1.200	1:37.930
1	3.169	2:02.195	1	3.610	2:28.614	1	2.166	2:14.613	1	1.580	1:37.499	1	1.587	1:37.988
9	4.073	2:03.099	9	4.573	2:28.673	9	2.782	2:14.266	9	2.273	1:37.576	9	2.075	1:37.783
3	4.848	2:03.874	3	5.318	2:28.643	3	3.153	2:13.892	3	2.732	1:37.664	3	2.344	1:37.593
18	5.600	2:04.626	18	6.296	2:28.869	18	3.651	2:13.412	18	3.610	1:38.044	18	2.965	1:37.336
19	6.241	2:05.267	19	6.701	2:28.633	19	4.292	2:13.648	19	4.152	1:37.945	19	3.544	1:37.373
26	7.215	2:06.241	26	7.962	2:28.920	6	5.058	2:12.440	6	5.492	1:38.519	16	5.358	1:37.604
6	8.001	2:07.027	6	8.675	2:28.847	16	5.973	2:12.805	16	5.735	1:37.847	35	8.015	1:39.597
16	8.655	2:07.681	16	9.225	2:28.743	35	6.468	2:12.712	35	6.399	1:38.016	6	8.499	1:40.988
35	9.428	2:08.454	35	9.813	2:28.558	10	6.923	2:12.193	10	6.867	1:38.029	10	8.826	1:39.940
10	10.527	2:09.553	10	10.787	2:28.433	31	7.336	2:11.559	31	7.949	1:38.698	31	9.278	1:39.310
31	11.121	2:10.147	31	11.834	2:28.886	22	7.727	2:10.961	22	8.814	1:39.172	22	9.768	1:38.935
22	11.659	2:10.685	22	12.823	2:29.337	26	11.160	2:19.255P	30	1:05.827	1:39.209	30	1:07.764	1:39.918
30	18.035	2:17.061P	30	1:41.466	3:51.604	30	1:04.703	1:39.294	26	1:27.971	2:54.896	26	1:28.200	1:38.210
8	38.566	2:37.592P												
5	47.995	2:47.021P												
4	48.940	2:47.966P												
7	1:06.299	3:05.325P												

Weather/Track: Sun 23°/Dry 32°

www.mstworld.com

Page 1 of 4

Oschersleben
Circuit Length = 3.6960 km.
Start: 12:03 End: 12:31

Printed - 12:34 Sunday, 26 August 2007

2007 FIA World Touring Car Championship

LAP CHART - RACE 1

(contd.)

Lap 6			Lap 7			Lap 8			Lap 9			Lap 10		
No	Behind	Laptime	No	Behind	Laptime	No	Behind	Laptime	No	Behind	Laptime	No	Behind	Laptime
12		1:37.772	12		1:37.808	12		1:37.686	12		1:37.665	12		1:37.933
11	0.423	1:37.822	11	0.392	1:37.777	11	0.478	1:37.772	11	0.654	1:37.841	11	0.529	1:37.808
15	0.825	1:37.895	15	0.739	1:37.722	15	0.684	1:37.631	15	1.421	1:38.402	15	1.672	1:38.184
2	1.329	1:37.901	2	1.150	1:37.629	2	1.044	1:37.580	2	1.676	1:38.297	2	1.914	1:38.171
1	1.541	1:37.726	1	1.470	1:37.737	1	1.288	1:37.504	1	1.877	1:38.254	1	2.185	1:38.241
9	2.064	1:37.761	9	2.234	1:37.978	9	2.374	1:37.826	9	2.818	1:38.109	9	2.956	1:38.071
3	2.430	1:37.858	3	2.582	1:37.960	3	2.679	1:37.783	3	3.184	1:38.170	3	3.454	1:38.203
19	4.023	1:38.251	19	3.808	1:37.593	19	3.384	1:37.262	19	3.560	1:37.841	19	3.899	1:38.272
18	5.588	1:40.395	16	5.803	1:37.789	16	5.923	1:37.806	16	6.183	1:37.925	16	6.036	1:37.786
16	5.822	1:38.236	18	6.396	1:38.616	18	6.627	1:37.917	18	6.807	1:37.845	18	6.744	1:37.870
35	8.428	1:38.185	35	9.065	1:38.445	35	10.372	1:38.993	35	11.754	1:39.047	6	12.540	1:38.430
6	8.935	1:38.208	6	9.484	1:38.357	6	10.649	1:38.851	6	12.043	1:39.059	35	13.318	1:39.497
10	9.425	1:38.371	10	10.138	1:38.521	10	10.841	1:38.389	10	12.528	1:39.352	10	13.613	1:39.018
31	10.198	1:38.692	31	10.618	1:38.228	31	11.351	1:38.419	31	13.093	1:39.407	31	13.984	1:38.824
22	10.781	1:38.785	22	11.415	1:38.442	22	12.567	1:38.838	22	13.976	1:39.074	22	15.039	1:38.996
30	1:09.521	1:39.529	30	1:11.484	1:39.771	30	1:13.450	1:39.652	30	1:15.990	1:40.205	30	1:20.651	1:42.594
26	1:29.277	1:38.849	26	1:29.298	1:37.829	26	1:29.546	1:37.934	26	1:29.975	1:38.094	26	1:29.690	1:37.648

Weather/Track: Sun 23°/Dry 32°

www.mstworld.com

Page 2 of 4

Oschersleben
Circuit Length = 3.6960 km.
Start: 12:03 End: 12:31

Printed - 12:34 Sunday, 26 August 2007

2007 FIA World Touring Car Championship

LAP CHART - RACE 1

(contd.)

Lap 11			Lap 12			Lap 13			Lap 14			Lap 15		
No	Behind	Laptime	No	Behind	Laptime	No	Behind	Laptime	No	Behind	Laptime	No	Behind	Laptime
12		1:37.719	12		1:37.989	12		1:38.123	12		1:38.274	12		1:38.199
11	0.658	1:37.848	11	0.588	1:37.919	11	0.521	1:38.056	11	0.601	1:38.354	11	0.634	1:38.232
15	1.478	1:37.525	15	1.015	1:37.526	15	0.761	1:37.869	15	0.979	1:38.492	15	0.909	1:38.129
2	1.818	1:37.623	2	1.509	1:37.680	2	1.100	1:37.714	2	1.374	1:38.548	2	1.377	1:38.202
1	2.239	1:37.773	1	1.972	1:37.722	1	1.517	1:37.668	1	1.681	1:38.438	1	1.659	1:38.177
9	3.155	1:37.918	9	3.106	1:37.940	9	3.011	1:38.028	9	2.829	1:38.092	9	2.959	1:38.329
3	3.427	1:37.692	3	3.379	1:37.941	3	3.263	1:38.007	3	3.045	1:38.056	3	3.215	1:38.369
19	3.879	1:37.699	19	4.207	1:38.317	19	4.043	1:37.959	19	3.670	1:37.901	19	3.599	1:38.128
16	6.427	1:38.110	16	6.243	1:37.805	16	6.264	1:38.144	16	6.307	1:38.317	16	6.181	1:38.073
18	7.162	1:38.137	18	7.272	1:38.099	18	8.065	1:38.916	18	8.704	1:38.913	18	8.892	1:38.387
6	13.079	1:38.258	6	13.327	1:38.237	6	13.539	1:38.335	6	13.438	1:38.173	6	13.620	1:38.381
10	14.688	1:38.794	10	15.307	1:38.608	10	15.608	1:38.424	10	16.559	1:39.225	10	16.701	1:38.341
35	15.332	1:39.733	35	16.443	1:39.100	35	17.523	1:39.203	35	18.060	1:38.811	35	19.178	1:39.317
31	15.585	1:39.320	31	16.703	1:39.107	31	17.909	1:39.329	31	18.296	1:38.661	31	19.346	1:39.249
22	16.277	1:38.957	22	17.561	1:39.273	22	18.766	1:39.328	22	20.298	1:39.806	22	21.315	1:39.216
30	1:23.228	1:40.296	8 10 LAPS	20:00.744		8 10 LAPS	1:37.710		8 10 LAPS	1:38.403		8 10 LAPS	1:37.906	
26	1:29.549	1:37.578	30	1:25.139	1:39.900	30	1:27.465	1:40.449	30	1:28.762	1:39.571	30	1:30.874	1:40.311
			26	1:29.335	1:37.775	26	1:28.923	1:37.711	26	1:28.914	1:38.265	26	1:31.030	1:40.315

Weather/Track: Sun 23°/Dry 32°

www.mstworld.com

Page 3 of 4

Oschersleben
Circuit Length = 3.6960 km.
Start: 12:03 End: 12:31

Printed - 12:34 Sunday, 26 August 2007

**2007 FIA World Touring Car Championship
LAP CHART - RACE 1**

(contd.)

Lap 16			Lap 17			Lap 18			Lap 19			Lap 20		
No	Behind	Laptime	No	Behind	Laptime	No	Behind	Laptime	No	Behind	Laptime	No	Behind	Laptime
12		1:38.719												
11	0.446	1:38.531												
15	0.793	1:38.603												
2	1.256	1:38.598												
1	1.480	1:38.540												
9	2.764	1:38.524												
3	3.016	1:38.520												
19	3.377	1:38.497												
16	5.982	1:38.520												
18	8.633	1:38.460												
6	13.373	1:38.472												
10	16.573	1:38.591												
35	20.003	1:39.544												
31	20.201	1:39.574												
22	21.696	1:39.100												
8	10 LAPS	1:37.997												
30	1:34.311	1:42.156												

Weather/Track: Sun 23°/Dry 32°

www.mstworld.com

Page 4 of 4

Oschersleben
Circuit Length = 3.6960 km.
Start: 12:03 End: 12:31

Printed - 12:34 Sunday, 26 August 2007

2007 FIA World Touring Car Championship GRID FOR RACE 2

ROW 12	4 ZANARDI	30 RANGONI
ROW 11	20 CORONEL	7 LARINI
ROW 10	40 TERTING	34 PEDALA
ROW 9	8 MENU	5 PORTEIRO
ROW 8	22 CERESOLI	26 D'ASTE
ROW 7	35 SADREDINOV	31 HERNANDEZ
ROW 6	6 HUFF	10 JOURDAIN
ROW 5	16 TIELEMANS	18 MONTEIRO
ROW 4	11 TARQUINI	12 MULLER
ROW 3	2 MULLER	15 THOMPSON
ROW 2	9 GENE	1 PRIAULX
ROW 1	19 COLCIAGO	3 FARFUS

POLE



Car 23 will not participate.

Cars 20,34,4,5,7,30,40 to back of grid ref Art132e, Stewards decisions 4 to 10.

Oschersleben

Circuit Length = 3.6960 km.

Race Director:	Steward:	Timekeeper:
----------------	----------	-------------

2007 FIA World Touring Car Championship

RACE CLASSIFICATION - RACE 2

POS	NO	CL	DRIVER	NAT	CAR	TIME	LAPS	GAP	KPH	BEST
1	3		Augusto FARFUS	BRA	BMW 320si	22:55.632	14		134.99	1:37.568
2	1		Andy PRIAULX	GBR	BMW 320si	22:56.196	14	0.564	134.93	1:37.463
3	9		Jordi GENE	ESP	SEAT Leon TDI	22:58.136	14	2.504	134.74	1:37.383
4	15		James THOMPSON	GBR	Alfa Romeo 156	22:58.494	14	2.862	134.71	1:37.310
5	12		Yvan MULLER	FRA	SEAT Leon TDI	22:59.327	14	3.695	134.63	1:37.513
6	6		Robert HUFF	GBR	Chevrolet Lacetti	22:59.704	14	4.072	134.59	1:37.639
7	11		Gabriele TARQUINI	ITA	SEAT Leon	23:00.270	14	4.638	134.54	1:37.611
8	18		Tiago MONTEIRO	POR	SEAT Leon	23:03.906	14	8.274	134.18	1:37.562
9	10		Michel JOURDAIN	MEX	SEAT Leon	23:05.494	14	9.862	134.03	1:37.733
10	8		Alain MENU	SUI	Chevrolet Lacetti	23:06.392	14	10.760	133.94	1:37.787
11	34	I	Massimiliano PEDALA	ITA	SEAT Leon	23:06.884	14	11.252	133.89	1:37.726
12	20		Tom CORONEL	NED	SEAT Leon	23:07.385	14	11.753	133.85	1:37.834
13	26	I	Stefano D'ASTE	ITA	BMW 320si	23:07.869	14	12.237	133.80	1:37.698
14	19	I	Roberto COLCIAGO	ITA	SEAT Leon	23:08.989	14	13.357	133.69	1:37.382
15	4		Alessandro ZANARDI	ITA	BMW 320si	23:10.656	14	15.024	133.53	1:37.514
16	22	I	Maurizio CERESOLI	ITA	SEAT Leon	23:12.066	14	16.434	133.40	1:38.041
17	31	I	Sergio HERNANDEZ	ESP	BMW 320si	23:12.236	14	16.604	133.38	1:37.887
18	30	I	Luca RANGONI	ITA	BMW 320si	23:17.877	14	22.245	132.84	1:37.374
19	35	I	Timur SADREDINOV	RUS	SEAT Leon	23:26.248	14	30.616	132.05	1:38.864
20	5		Felix PORTEIRO	ESP	BMW 320si	23:27.118	14	31.486	131.97	1:37.420
21	7		Nicola LARINI	ITA	Chevrolet Lacetti	23:32.193	13	1 LAP	122.07	1:38.064
22	40		Peter TERTING	GER	SEAT Leon	20:12.079	12	2 LAPS	131.25	1:37.839

NOT CLASSIFIED

16			Olivier TIELEMANS	NED	Alfa Romeo 156	12:10.462	7	D.N.F.	126.71	1:38.028
2			Jorg MULLER	GER	BMW 320si	7:18.507	4	D.N.F.	120.05	1:42.811

FASTEST LAP

15			James THOMPSON		Alfa Romeo 156	1:37.310	3	136.73kph		84.96mph
30	I		Luca RANGONI		BMW 320si	1:37.374	3	136.64kph		84.90mph

Weather/Track: Cloud 22°/Dry 28°

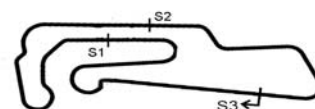
Oschersleben
Circuit Length = 3.6960 km.
Start: 16:03 End: 16:26

Race Director:	Steward:	Timekeeper:
----------------	----------	-------------

2007 FIA World Touring Car Championship

Race 2 - Sector Analysis Report

Lap	S1 Time	S1 Spd	S2 Time	S2 Spd	S3 Time	S3 Spd	Lap Time	Pit	Lap	S1 Time	S1 Spd	S2 Time	S2 Spd	S3 Time	S3 Spd	Lap Time	Pit
1 PRIAULX GBR BMW 320si																	
1	39.810	159.5	32.997	194.5	27.353		1:40.160		9	37.087	160.2	33.084	195.2	27.292		1:37.463	
2	37.252	160.9	32.989	194.9	27.266		1:37.507		10	37.699	161.6	33.474	193.5	27.445		1:38.618	
3	37.169	161.4	33.186	193.5	27.225		1:37.580		11	37.361	161.9	32.994	194.5	27.477		1:37.832	
4	37.049	161.1	32.758	195.2	28.286		1:38.093		12	38.781	159.2	33.099	196.3	27.394		1:39.274	
5	38.149	160.9	33.010	194.9	27.832		1:38.991		13	37.607	160.7	33.800	195.2	27.930		1:39.337	
6	37.552	161.4	32.970	196.0	27.272		1:37.794		14	37.137	159.7	33.203	193.8	27.402		1:37.742	
7	37.611	159.0	33.011	194.9	27.451		1:38.073										
8	37.065	161.1	33.084	195.2	27.583		1:37.732										
2 MULLER GER BMW 320si																	
1	46.516	161.4	36.986	192.8	28.347		1:51.849		4	39.791	159.5	34.727	192.1	39.286		1:53.804	Pit
2	38.248	158.5	34.497	193.2	30.066		1:42.811										
3	46.066	150.2	34.903	188.4	29.074		1:50.043										
3 FARFUS BRA BMW 320si																	
1	39.331	160.2	32.840	194.2	27.405		1:39.576		9	37.260	161.6	32.984	194.5	27.465		1:37.709	
2	37.475	161.4	32.878	194.5	27.341		1:37.694		10	37.735	162.1	33.427	194.2	27.336		1:38.498	
3	37.209	161.4	33.136	192.8	27.226		1:37.571		11	37.208	161.9	33.193	193.2	27.500		1:37.901	
4	36.991	160.9	32.912	194.2	28.421		1:38.324		12	38.822	160.4	33.097	194.9	27.401		1:39.320	
5	37.983	161.4	32.943	194.5	28.036		1:38.962		13	37.653	161.9	33.830	195.2	27.723		1:39.206	
6	37.321	161.4	32.996	194.2	27.300		1:37.617		14	37.012	161.1	33.082	194.9	27.474		1:37.568	
7	37.596	160.7	33.086	193.5	27.366		1:38.048										
8	37.080	161.4	33.068	193.8	27.490		1:37.638										
4 ZANARDI ITA BMW 320si																	
1	45.953	163.1	33.297	197.8	27.406		1:46.656		9	37.357	163.6	33.047	198.1	27.352		1:37.756	
2	37.059	163.1	32.997	198.5	27.458		1:37.514		10	37.478	164.3	33.190	197.8	27.561		1:38.229	
3	37.445	164.6	32.870	197.4	27.231		1:37.546		11	37.041	163.1	33.206	196.3	27.499		1:37.746	
4	37.598	164.8	33.126	197.0	27.457		1:38.181		12	38.203	162.6	33.896	193.8	27.616		1:39.715	
5	37.636	163.6	33.187	200.0	27.762		1:38.585		13	37.180	163.6	33.252	197.4	27.562		1:37.994	
6	37.195	164.6	33.172	198.5	27.451		1:37.818		14	38.631	159.2	33.712	197.4	34.130		1:46.473	
7	37.422	163.3	33.096	197.8	27.391		1:37.909										
8	37.379	164.1	33.100	198.8	28.055		1:38.534										
5 PORTEIRO ESP BMW 320si																	
1	44.690	162.6	33.131	194.5	27.365		1:45.186		9	36.987	161.9	33.105	193.2	27.435		1:37.527	
2	37.595	162.6	32.965	197.4	27.306		1:37.866		10	37.147	161.9	33.057	194.2	27.350		1:37.554	
3	37.387	163.3	32.960	196.3	27.137		1:37.484		11	36.981	162.6	32.991	193.8	27.448		1:37.420	
4	37.986	163.6	33.021	195.6	27.340		1:38.347		12	37.070	162.4	33.483	192.1	28.491		1:39.044	
5	38.158	161.4	33.218	194.2	27.314		1:38.690		13	37.094	162.4	33.077	194.5	27.575		1:37.746	
6	37.034	162.8	33.120	196.3	27.399		1:37.553		14	37.034	162.6	33.265	193.2	27.551		1:37.850	
7	37.129	162.8	32.929	193.8	38.982		1:49.040	Pit									
8	55.250	163.3	33.079	193.8	27.482		1:55.811										



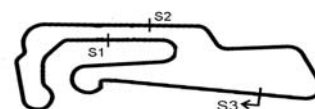
Weather/Track: Cloud 22° / Dry 28°

Circuit Length - 3.696 kilometres
 Oschersleben
 Oschersleben

2007 FIA World Touring Car Championship

Race 2 - Sector Analysis Report

Lap	S1 Time	S1 Spd	S2 Time	S2 Spd	S3 Time	S3 Spd	Lap Time	Pit	Lap	S1 Time	S1 Spd	S2 Time	S2 Spd	S3 Time	S3 Spd	Lap Time	Pit
6 HUFF																	
GBR									Chevrolet Lacetti								
1	42.849	164.1	33.093	199.2	27.407		1:43.349		9	37.147	164.8	33.048	199.2	27.679		1:37.874	
2	37.188	164.1	33.014	198.8	27.437		1:37.639		10	37.190	165.1	33.306	197.4	27.679		1:38.175	
3	38.240	164.6	33.194	197.8	27.478		1:38.912		11	37.267	165.6	33.305	197.4	27.688		1:38.260	
4	37.174	164.6	32.989	198.1	27.498		1:37.661		12	37.435	163.8	33.258	198.5	27.890		1:38.583	
5	37.125	164.1	32.965	198.1	27.614		1:37.704		13	37.404	163.8	33.468	198.5	27.874		1:38.746	
6	37.205	163.8	33.041	197.8	27.609		1:37.855		14	37.486	164.1	33.480	197.8	27.872		1:38.838	
7	37.126	164.8	32.993	198.1	27.630		1:37.749										
8	37.216	164.8	33.102	198.1	28.041		1:38.359										
7 LARINI																	
ITA									Chevrolet Lacetti								
1	53.077	109.8	44.575	138.2	50.499		2:28.151	Pit	8	37.338	163.1	33.381	196.7	27.685		1:38.404	
2	1:57.311	163.8	33.665	196.7	27.445		2:58.421		9	37.476	163.1	33.406	196.0	27.805		1:38.687	
3	37.464	163.3	33.483	197.0	27.563		1:38.510		10	37.417	163.1	33.178	196.3	27.788		1:38.383	
4	37.616	161.6	33.402	195.6	27.598		1:38.616		11	37.597	163.1	33.319	196.0	27.682		1:38.598	
5	37.274	163.6	33.248	196.3	27.542		1:38.064		12	37.522	162.1	33.406	194.2	27.756		1:38.684	
6	37.546	164.1	33.463	194.2	28.730		1:39.739		13	37.548	161.1	33.320	196.0	27.726		1:38.594	
7	37.492	162.6	34.096	197.4	27.754		1:39.342										
8 MENU																	
SUI									Chevrolet Lacetti								
1	45.010	163.8	33.125	198.1	27.735		1:45.870		9	37.743	165.3	33.225	199.2	27.879		1:38.847	
2	37.109	165.1	33.062	199.2	27.616		1:37.787		10	37.537	163.8	33.322	197.0	27.927		1:38.786	
3	37.256	165.1	33.017	198.1	27.569		1:37.842		11	37.648	165.6	33.189	197.0	27.947		1:38.784	
4	37.474	163.8	32.999	199.2	27.724		1:38.197		12	37.262	163.8	33.147	198.1	27.931		1:38.340	
5	37.680	164.6	33.095	198.8	27.789		1:38.564		13	37.513	162.4	33.311	197.8	28.090		1:38.914	
6	37.154	164.3	33.074	199.2	27.630		1:37.858		14	37.648	163.1	33.486	197.8	28.813		1:39.947	
7	37.143	164.8	33.048	197.0	27.709		1:37.900										
8	37.281	165.1	33.193	198.5	28.282		1:38.756										
9 GENE																	
ESP									SEAT Leon TDI								
1	40.760	164.3	32.901	197.4	27.551		1:41.212		9	37.179	164.8	33.194	198.5	27.760		1:38.133	
2	37.089	165.8	32.849	198.5	27.445		1:37.383		10	37.348	164.3	33.180	198.8	27.790		1:38.318	
3	36.988	166.1	32.915	197.8	27.487		1:37.390		11	37.321	165.3	33.152	196.0	27.847		1:38.320	
4	36.956	164.3	32.885	198.5	27.678		1:37.519		12	37.620	164.1	33.496	196.3	27.856		1:38.972	
5	38.272	166.6	33.143	198.1	27.750		1:39.165		13	37.584	163.6	33.293	197.0	27.841		1:38.718	
6	37.638	165.6	33.100	199.2	27.642		1:38.380		14	37.241	164.8	33.290	197.4	27.963		1:38.494	
7	37.252	165.6	33.141	197.0	27.650		1:38.043										
8	37.139	165.1	33.148	197.8	27.802		1:38.089										



Weather/Track: Cloud 22° /Dry 28°

Circuit Length - 3.696 kilometres
 Oschersleben
 Oschersleben

2007 FIA World Touring Car Championship

Race 2 - Sector Analysis Report

Lap S1 Time S1 Spd S2 Time S2 Spd S3 Time S3 Spd Lap Time Pit Lap S1 Time S1 Spd S2 Time S2 Spd S3 Time S3 Spd Lap Time Pit

10 JOURDAIN

MEX

SEAT Leon

1	44.272	163.6	32.895	197.8	27.247	1:44.414	9	37.222	163.3	33.160	194.5	27.476	1:37.858
2	37.495	163.8	32.884	196.0	27.354	1:37.733	10	37.499	162.8	33.088	195.2	27.747	1:38.334
3	37.328	164.3	33.530	194.9	27.314	1:38.172	11	37.943	162.6	33.170	195.6	27.898	1:39.011
4	37.931	164.3	32.933	195.6	27.508	1:38.372	12	37.558	163.6	33.582	192.5	28.014	1:39.154
5	37.889	163.1	32.936	194.5	27.502	1:38.327	13	37.376	162.4	33.447	194.5	27.748	1:38.571
6	37.252	162.6	33.103	195.6	27.403	1:37.758	14	37.827	161.4	33.950	194.5	28.469	1:40.246
7	37.922	160.7	33.225	194.5	27.610	1:38.757							
8	37.382	161.4	33.164	194.5	28.241	1:38.787							

11 TARQUINI

ITA

SEAT Leon

1	42.598	160.9	32.984	194.9	27.420	1:43.002	9	37.294	162.1	33.230	194.9	27.641	1:38.165
2	37.099	162.1	33.062	195.6	27.450	1:37.611	10	37.322	161.4	33.101	194.5	27.641	1:38.064
3	38.424	162.1	33.052	193.2	27.551	1:39.027	11	37.480	162.6	33.347	192.8	27.685	1:38.512
4	37.733	161.1	33.208	194.9	27.452	1:38.393	12	37.525	162.4	33.187	193.2	27.559	1:38.271
5	37.182	161.6	33.125	193.5	27.495	1:37.802	13	37.478	160.7	33.386	194.2	27.760	1:38.624
6	37.178	162.8	33.158	194.9	27.479	1:37.815	14	37.753	162.1	33.290	193.8	27.853	1:38.896
7	37.226	162.6	33.034	193.8	27.457	1:37.717							
8	37.413	162.6	33.142	193.8	27.816	1:38.371							

12 MULLER

FRA

SEAT Leon TDI

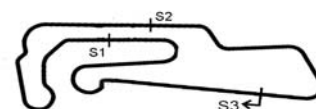
1	41.490	163.3	33.034	197.0	27.332	1:41.856	9	37.296	163.6	33.218	197.8	27.743	1:38.257
2	37.297	161.6	33.048	197.4	27.407	1:37.752	10	37.229	163.6	33.310	196.7	27.682	1:38.221
3	37.333	163.3	33.092	196.0	27.492	1:37.917	11	37.310	164.1	33.288	196.7	27.748	1:38.346
4	37.074	164.3	32.968	196.7	27.471	1:37.513	12	37.404	163.6	33.375	197.4	27.795	1:38.574
5	37.384	162.1	33.353	195.6	27.763	1:38.500	13	37.378	163.1	33.602	197.4	27.808	1:38.788
6	37.520	162.1	33.235	197.4	27.587	1:38.342	14	37.373	163.1	33.517	197.4	27.873	1:38.763
7	37.222	163.1	33.353	196.3	27.622	1:38.197							
8	37.265	163.8	33.336	196.3	27.700	1:38.301							

15 THOMPSON

GBR

Alfa Romeo 156

1	40.970	163.3	33.116	198.1	27.463	1:41.549	9	37.211	165.1	33.314	197.4	27.510	1:38.035
2	37.106	165.3	33.099	198.5	27.182	1:37.387	10	37.310	164.6	33.241	198.1	27.601	1:38.152
3	36.959	165.3	33.027	198.5	27.324	1:37.310	11	37.367	163.6	33.303	198.1	27.577	1:38.247
4	37.090	165.1	33.106	197.0	27.507	1:37.703	12	37.782	164.6	33.335	198.5	27.897	1:39.014
5	38.128	164.8	33.205	197.8	27.619	1:38.952	13	37.675	164.1	33.299	198.5	27.804	1:38.778
6	37.759	164.8	33.050	198.5	27.559	1:38.368	14	37.407	163.8	33.415	197.4	27.764	1:38.586
7	37.351	165.1	33.309	197.4	27.546	1:38.206							
8	37.143	165.1	33.327	196.3	27.737	1:38.207							



Weather/Track: Cloud 22° /Dry 28°

Circuit Length - 3.696 kilometres
Oschersleben
Oschersleben

Printed at 16:29, Sunday, 26 August, 2007

© MST Systems Ltd, 2005 (www.mstworld.com)

Page 3

2007 FIA World Touring Car Championship

Race 2 - Sector Analysis Report

Lap S1 Time S1 Spd S2 Time S2 Spd S3 Time S3 Spd Lap Time Pit Lap S1 Time S1 Spd S2 Time S2 Spd S3 Time S3 Spd Lap Time Pit

16 TIELEMANS

NED

Alfa Romeo 156

1	56.932	165.1	34.174	195.6	28.468	1:59.574	5	37.361	162.1	33.508	195.2	28.308	1:39.177
2	37.204	165.1	34.177	192.8	27.647	1:39.028	6	37.775	162.8	33.974	194.2	28.034	1:39.783
3	36.926	164.8	33.419	194.2	27.683	1:38.028	7	38.196	160.2	34.040	191.8	43.869	1:56.105 Pit
4	37.273	162.8	33.423	196.3	28.071	1:38.767							

18 MONTEIRO

POR

SEAT Leon

1	42.286	162.8	32.971	195.6	27.435	1:42.692	9	37.322	162.4	33.276	193.8	27.663	1:38.261
2	37.145	161.1	32.996	196.0	27.421	1:37.562	10	37.455	161.6	33.219	194.9	27.663	1:38.337
3	38.407	161.4	32.930	194.2	27.452	1:38.789	11	37.899	159.7	33.179	193.8	27.819	1:38.897
4	37.151	161.1	32.904	193.8	27.535	1:37.590	12	38.616	161.9	33.122	193.8	27.641	1:39.379
5	37.055	161.4	33.035	195.2	27.573	1:37.663	13	37.788	160.9	33.184	194.2	27.825	1:38.797
6	37.259	162.4	33.130	195.6	27.615	1:38.004	14	38.852	161.1	33.373	194.2	27.689	1:39.914
7	37.212	161.6	33.294	194.5	27.659	1:38.165							
8	37.418	162.4	33.166	195.6	29.272	1:39.856							

19 COLCIAGO

ITA

SEAT Leon

I

1	47.384	163.3	34.608	195.6	28.618	1:50.610	9	37.334	163.3	33.209	196.0	27.687	1:38.230
2	37.000	164.8	32.960	195.6	27.422	1:37.382	10	37.564	163.6	33.319	196.0	28.617	1:39.500
3	37.053	165.8	32.942	195.6	27.443	1:37.438	11	37.807	162.8	33.684	194.5	27.724	1:39.215
4	37.216	164.6	33.002	196.3	27.565	1:37.783	12	37.430	163.3	33.355	193.2	27.772	1:38.557
5	37.594	163.8	33.154	195.6	27.697	1:38.445	13	37.388	163.6	33.209	193.8	27.885	1:38.482
6	37.350	163.1	33.142	196.7	27.579	1:38.071	14	37.489	161.1	33.246	194.2	28.080	1:38.815
7	37.291	162.6	33.255	194.9	27.651	1:38.197							
8	37.392	162.8	33.140	194.9	27.732	1:38.264							

20 CORONEL

NED

SEAT Leon

1	46.916	162.1	33.609	194.9	27.558	1:48.083	9	37.328	163.8	33.190	195.6	27.735	1:38.253
2	37.256	163.3	33.087	196.0	27.491	1:37.834	10	37.664	162.4	33.275	194.9	28.233	1:39.172
3	37.314	163.8	33.150	195.2	27.535	1:37.999	11	37.469	162.8	33.168	193.5	27.749	1:38.386
4	37.450	162.6	33.162	195.2	27.562	1:38.174	12	37.529	160.9	33.429	193.2	27.756	1:38.714
5	37.338	162.4	33.240	194.9	27.581	1:38.159	13	37.390	162.1	33.258	194.5	27.831	1:38.479
6	37.657	162.8	33.168	196.3	27.759	1:38.584	14	37.493	155.3	33.413	194.2	27.970	1:38.876
7	37.321	163.6	33.144	195.2	27.767	1:38.232							
8	37.405	162.4	33.286	194.2	27.749	1:38.440							

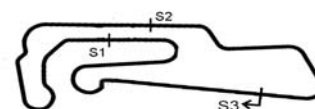
22 CERESOLI

ITA

SEAT Leon

I

1	46.622	158.8	34.790	197.0	29.478	1:50.890	9	37.337	162.8	33.372	195.2	27.659	1:38.368
2	37.522	163.3	33.147	196.3	27.464	1:38.133	10	37.258	162.4	33.427	194.2	28.419	1:39.104
3	37.413	163.1	33.160	195.6	27.524	1:38.097	11	37.444	162.1	33.207	194.9	28.087	1:38.738
4	37.353	162.6	33.334	193.5	27.598	1:38.285	12	37.491	162.1	33.386	194.5	27.694	1:38.571
5	37.180	162.4	33.293	194.9	27.568	1:38.041	13	37.392	162.6	33.294	194.9	28.766	1:39.452
6	37.317	162.8	33.165	196.3	27.789	1:38.271	14	37.494	160.2	33.605	195.2	28.086	1:39.185
7	37.354	164.3	33.306	195.2	27.709	1:38.369							
8	37.339	163.1	33.388	195.2	27.835	1:38.562							



Weather/Track: Cloud 22° /Dry 28°

Circuit Length - 3.696 kilometres
Oschersleben
Oschersleben

2007 FIA World Touring Car Championship Race 2 - Sector Analysis Report

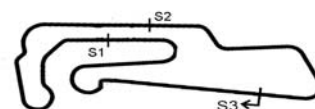
Lap S1 Time S1 Spd S2 Time S2 Spd S3 Time S3 Spd Lap Time Pit Lap S1 Time S1 Spd S2 Time S2 Spd S3 Time S3 Spd Lap Time Pit

26 D'ASTE						ITA		BMW 320si				I		
1	45.660	162.4	33.717	191.8	27.728		1:47.105	9	37.373	163.3	33.409	194.5	27.637	1:38.419
2	37.279	163.1	33.080	196.3	27.585		1:37.944	10	37.241	161.6	33.222	197.8	29.850	1:40.313
3	37.131	163.1	33.174	197.0	27.393		1:37.698	11	37.274	161.9	33.450	194.9	27.729	1:38.453
4	37.495	162.8	33.168	197.4	27.571		1:38.234	12	37.442	162.4	33.501	196.0	27.695	1:38.638
5	37.376	163.6	33.209	197.4	28.469		1:39.054	13	37.374	161.6	33.301	196.3	27.933	1:38.608
6	37.353	163.8	33.319	196.0	27.748		1:38.420	14	37.339	161.1	33.270	196.7	28.221	1:38.830
7	37.150	163.6	33.236	196.0	27.635		1:38.021							
8	37.260	161.9	33.209	195.2	27.663		1:38.132							

30 RANGONI						ITA		BMW 320si				I		
1	46.658	161.6	34.862	177.9	27.680		1:49.200	9	37.786	162.1	33.457	192.8	27.534	1:38.777
2	37.239	163.3	33.319	195.6	27.523		1:38.081	10	37.394	160.0	33.368	192.8	27.742	1:38.504
3	37.053	163.1	32.963	196.3	27.358		1:37.374	11	37.583	161.1	33.403	193.5	27.905	1:38.891
4	37.361	164.1	33.080	197.0	27.843		1:38.284	12	37.396	161.6	33.138	194.2	27.844	1:38.378
5	38.314	163.1	33.289	193.8	27.484		1:39.087	13	37.480	161.4	33.304	194.9	27.598	1:38.382
6	37.368	162.4	33.149	196.3	27.378		1:37.895	14	37.620	160.4	34.436	185.5	28.153	1:40.209
7	37.515	162.8	33.593	187.1	28.108		1:39.216							
8	37.708	160.9	33.206	194.9	34.685		1:45.599							

31 HERNANDEZ						ESP		BMW 320si				I		
1	43.354	161.4	33.205	197.0	27.463		1:44.022	9	37.509	163.8	33.201	197.0	27.737	1:38.447
2	38.339	162.1	33.006	196.7	27.404		1:38.749	10	37.513	160.9	33.302	195.2	35.569	1:46.384
3	39.022	161.9	33.076	197.4	27.608		1:39.706	11	37.562	161.9	33.332	195.6	27.875	1:38.769
4	37.368	163.3	33.128	196.7	27.391		1:37.887	12	37.424	162.4	33.270	194.9	27.721	1:38.415
5	37.467	163.6	33.402	196.7	27.587		1:38.456	13	37.333	162.1	33.270	195.6	27.727	1:38.330
6	37.277	162.6	33.228	197.8	27.480		1:37.985	14	37.215	162.6	33.183	196.0	28.093	1:38.491
7	37.314	163.6	33.058	196.7	27.647		1:38.019							
8	37.342	163.8	33.131	196.3	28.103		1:38.576							

34 PEDALA						ITA		SEAT Leon				I		
1	46.487	161.6	33.306	196.7	27.928		1:47.721	9	37.683	163.1	33.308	197.0	27.656	1:38.647
2	37.272	162.4	32.937	198.8	27.517		1:37.726	10	37.456	163.3	33.231	197.0	27.868	1:38.555
3	37.398	161.1	33.040	196.3	27.319		1:37.757	11	37.490	163.8	33.249	195.6	27.917	1:38.656
4	37.319	163.1	33.351	197.0	27.558		1:38.228	12	37.280	161.9	33.455	196.0	27.716	1:38.451
5	37.284	163.8	33.307	198.5	27.769		1:38.360	13	37.527	159.0	33.493	196.0	27.725	1:38.745
6	37.317	162.8	33.171	197.4	27.387		1:37.875	14	37.904	161.6	33.897	193.8	28.300	1:40.101
7	37.261	163.8	33.125	196.0	27.479		1:37.865							
8	37.263	162.8	33.231	196.0	27.703		1:38.197							



Weather/Track: Cloud 22° /Dry 28°

Circuit Length - 3.696 kilometres
Oschersleben
Oschersleben

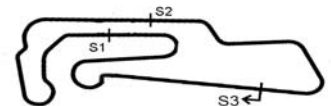
2007 FIA World Touring Car Championship

Race 2 - Sector Analysis Report

Lap S1 Time S1 Spd S2 Time S2 Spd S3 Time S3 Spd Lap Time Pit Lap S1 Time S1 Spd S2 Time S2 Spd S3 Time S3 Spd Lap Time Pit

35 SADREDINOV					RUS		SEAT Leon			I			
1	47.530	164.1	34.696	194.2	28.569	1:50.795	9	37.769	162.4	33.435	190.8	28.114	1:39.318
2	38.048	163.3	33.213	193.5	27.603	1:38.864	10	38.054	160.7	33.551	189.8	28.156	1:39.761
3	37.759	161.1	33.343	191.4	27.857	1:38.959	11	37.669	160.7	33.502	190.1	28.227	1:39.398
4	37.501	163.1	33.529	191.1	27.884	1:38.914	12	37.932	160.7	33.680	187.5	28.100	1:39.712
5	37.697	161.4	33.710	191.1	28.061	1:39.468	13	38.013	158.8	33.599	192.1	28.086	1:39.698
6	37.954	158.1	33.441	191.1	27.778	1:39.173	14	38.030	160.0	33.652	191.1	28.150	1:39.832
7	41.094	160.9	33.703	188.8	27.963	1:42.760							
8	37.851	160.7	33.560	191.1	28.185	1:39.596							

40 TERTING					GER		SEAT Leon						
1	47.090		33.753	198.1	27.457	1:48.300	8	37.425	165.1	33.161	196.3	27.819	1:38.405
2	37.290	165.3	33.109	197.8	27.440	1:37.839	9	37.457	165.3	33.116	197.0	27.679	1:38.252
3	37.620	164.6	32.989	197.4	27.360	1:37.969	10	37.507	164.3	33.454	195.2	28.475	1:39.436
4	37.608	166.1	33.035	197.8	28.056	1:38.699	11	37.989	163.6	34.393	191.1	28.850	1:41.232
5	37.722	165.1	33.148	195.6	27.643	1:38.513	12	40.082	142.1	36.917	174.1	40.364	1:57.363 Pit
6	37.320	165.8	33.088	197.0	27.629	1:38.037							
7	37.478	165.3	32.960	197.0	27.596	1:38.034							



Weather/Track: Cloud 22° /Dry 28°

Circuit Length - 3.696 kilometres
 Oschersleben
 Oschersleben

2007 FIA World Touring Car Championship Race 2 - Best Sector Speeds Report

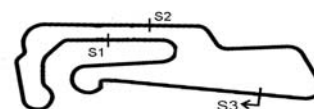
SECTOR 1				SECTOR 2			SECTOR 3		
POS	NO	NAME	SPEED	LAP	NO	NAME	SPEED	LAP	NO SPEED TRAP AVAILABLE
1	9	GENE	166.6	5	4	ZANARDI	200.0	5	
2	40	TERTING	166.1	4	6	HUFF	199.2	1	
3	19	COLCIAGO	165.8	3	8	MENU	199.2	2	
4	6	HUFF	165.6	11	9	GENE	199.2	6	
5	8	MENU	165.6	11	34	PEDALA	198.8	2	
6	15	THOMPSON	165.3	2	15	THOMPSON	198.5	2	
7	16	TIELEMANS	165.1	1	40	TERTING	198.1	1	
8	4	ZANARDI	164.8	4	10	JOURDAIN	197.8	1	
9	10	JOURDAIN	164.3	3	12	MULLER	197.8	9	
10	12	MULLER	164.3	4	26	D'ASTE	197.8	10	
11	22	CERESOLI	164.3	7	31	HERNANDEZ	197.8	6	
12	7	LARINI	164.1	6	5	PORTEIRO	197.4	2	
13	30	RANGONI	164.1	4	7	LARINI	197.4	7	
14	35	SADREDINOV	164.1	1	22	CERESOLI	197.0	1	
15	20	CORONEL	163.8	3	30	RANGONI	197.0	4	
16	26	D'ASTE	163.8	6	19	COLCIAGO	196.7	6	
17	31	HERNANDEZ	163.8	8	1	PRIAULX	196.3	12	
18	34	PEDALA	163.8	5	16	TIELEMANS	196.3	4	
19	5	PORTEIRO	163.6	4	20	CORONEL	196.3	6	
20	11	TARQUINI	162.8	6	18	MONTEIRO	196.0	2	
21	18	MONTEIRO	162.8	1	11	TARQUINI	195.6	2	
22	3	FARFUS	162.1	10	3	FARFUS	195.2	13	
23	1	PRIAULX	161.9	11	35	SADREDINOV	194.2	1	
24	2	MULLER	161.4	1	2	MULLER	193.2	2	



Weather/Track: Cloud 22° /Dry 28°

Printed at 16:30, Sunday, 26 August, 2007

© MST Systems Ltd, 2005 (www.mstworld.com)

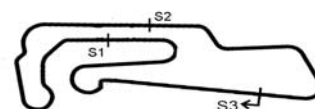


Circuit Length - 3.696 kilometres
Oschersleben
Oschersleben

2007 FIA World Touring Car Championship Race 2 - Best Sector Times Report

POS	NO	SECTOR 1			SECTOR 2			SECTOR 3			NAME	IDEAL/BEST LAP COMPARISON			
		TIME	LAP	NO	TIME	LAP	NO	TIME	LAP	NO		IDEAL	BEST	LAP	DIFF
1	16	36.926	3	1	32.758	4	5	27.137	3	1	PRIAULX	1:37.032	1:37.463	9	+ 0.431
2	9	36.956	4	3	32.840	1	15	27.182	2	5	PORTEIRO	1:37.047	1:37.420	11	+ 0.373
3	15	36.959	3	9	32.849	2	1	27.225	3	3	FARFUS	1:37.057	1:37.568	14	+ 0.511
4	5	36.981	11	4	32.870	3	3	27.226	3	4	ZANARDI	1:37.142	1:37.514	2	+ 0.372
5	3	36.991	4	10	32.884	2	4	27.231	3	15	THOMPSON	1:37.168	1:37.310	3	+ 0.142
6	19	37.000	2	18	32.904	4	10	27.247	1	9	GENE	1:37.250	1:37.383	2	+ 0.133
7	4	37.041	11	5	32.929	7	34	27.319	3	10	JOURDAIN	1:37.353	1:37.733	2	+ 0.380
8	1	37.049	4	34	32.937	2	12	27.332	1	19	COLCIAGO	1:37.364	1:37.382	2	+ 0.018
9	30	37.053	3	19	32.942	3	30	27.358	3	12	MULLER	1:37.374	1:37.513	4	+ 0.139
10	18	37.055	5	40	32.960	7	40	27.360	3	30	RANGONI	1:37.374	1:37.374	3	+ 0.000
11	12	37.074	4	30	32.963	3	31	27.391	4	18	MONTEIRO	1:37.380	1:37.562	2	+ 0.182
12	11	37.099	2	6	32.965	5	26	27.393	3	6	HUFF	1:37.497	1:37.639	2	+ 0.142
13	8	37.109	2	12	32.968	4	6	27.407	1	11	TARQUINI	1:37.503	1:37.611	2	+ 0.108
14	6	37.125	5	11	32.984	1	11	27.420	1	34	PEDALA	1:37.517	1:37.726	2	+ 0.209
15	26	37.131	3	8	32.999	4	18	27.421	2	26	D'ASTE	1:37.604	1:37.698	3	+ 0.094
16	22	37.180	5	31	33.006	2	19	27.422	2	40	TERTING	1:37.610	1:37.839	2	+ 0.229
17	31	37.215	14	15	33.027	3	7	27.445	2	31	HERNANDEZ	1:37.612	1:37.887	4	+ 0.275
18	10	37.222	9	26	33.080	2	9	27.445	2	8	MENU	1:37.677	1:37.787	2	+ 0.110
19	20	37.256	2	20	33.087	2	22	27.464	2	22	CERESOLI	1:37.791	1:38.041	5	+ 0.250
20	34	37.261	7	22	33.147	2	20	27.491	2	20	CORONEL	1:37.834	1:37.834	2	+ 0.000
21	7	37.274	5	7	33.178	10	8	27.569	3	7	LARINI	1:37.897	1:38.064	5	+ 0.167
22	40	37.290	2	35	33.213	2	35	27.603	2	16	TIELEMANS	1:37.992	1:38.028	3	+ 0.036
23	35	37.501	4	16	33.419	3	16	27.647	2	35	SADREDINO	1:38.317	1:38.864	2	+ 0.547
24	2	38.248	2	2	34.497	2	2	28.347	1	2	MULLER	1:41.092	1:42.811	2	+ 1.719

'Perfect Lap' - 1:36.821



Weather/Track: Cloud 22° /Dry 28°

Circuit Length - 3.696 kilometres
Oschersleben
Oschersleben

Printed at 16:30, Sunday, 26 August, 2007

© MST Systems Ltd, 2005 (www.mstworld.com)

Page 1

2007 FIA World Touring Car Championship

LAP CHART - RACE 2

Lap 1			Lap 2			Lap 3			Lap 4			Lap 5		
No	Behind	Laptime	No	Behind	Laptime	No	Behind	Laptime	No	Behind	Laptime	No	Behind	Laptime
3		1:39.576	3		1:37.694	3		1:37.571	3		1:38.324	3		1:38.962
1	0.584	1:40.160	1	0.397	1:37.507	1	0.406	1:37.580	1	0.175	1:38.093	1	0.204	1:38.991
9	1.636	1:41.212	9	1.325	1:37.383	9	1.144	1:37.390	9	0.339	1:37.519	9	0.542	1:39.165
15	1.973	1:41.549	15	1.666	1:37.387	15	1.405	1:37.310	15	0.784	1:37.703	15	0.774	1:38.952
12	2.280	1:41.856	12	2.338	1:37.752	12	2.684	1:37.917	12	1.873	1:37.513	12	1.411	1:38.500
18	3.116	1:42.692	18	2.984	1:37.562	18	4.202	1:38.789	18	3.468	1:37.590	18	2.169	1:37.663
11	3.426	1:43.002	11	3.343	1:37.611	11	4.799	1:39.027	6	4.396	1:37.661	6	3.138	1:37.704
6	3.773	1:43.349	6	3.718	1:37.639	6	5.059	1:38.912	11	4.868	1:38.393	11	3.708	1:37.802
31	4.446	1:44.022	10	4.877	1:37.733	10	5.478	1:38.172	10	5.526	1:38.372	10	4.891	1:38.327
10	4.838	1:44.414	31	5.501	1:38.749	5	5.695	1:37.484	5	5.718	1:38.347	5	5.446	1:38.690
5	5.610	1:45.186	5	5.782	1:37.866	8	6.658	1:37.842	8	6.531	1:38.197	8	6.133	1:38.564
8	6.294	1:45.870	8	6.387	1:37.787	4	6.875	1:37.546	4	6.732	1:38.181	4	6.355	1:38.585
4	7.080	1:46.656	4	6.900	1:37.514	31	7.636	1:39.706	31	7.199	1:37.887	31	6.693	1:38.456
26	7.529	1:47.105	26	7.779	1:37.944	26	7.906	1:37.698	26	7.816	1:38.234	34	7.665	1:38.360
34	8.145	1:47.721	34	8.177	1:37.726	34	8.363	1:37.757	34	8.267	1:38.228	26	7.908	1:39.054
20	8.507	1:48.083	20	8.647	1:37.834	20	9.075	1:37.999	20	8.925	1:38.174	20	8.122	1:38.159
40	8.724	1:48.300	40	8.869	1:37.839	40	9.267	1:37.969	40	9.642	1:38.699	40	9.193	1:38.513
30	9.624	1:49.200	30	10.011	1:38.081	30	9.814	1:37.374	30	9.774	1:38.284	19	9.531	1:38.445
19	11.034	1:50.610	19	10.722	1:37.382	19	10.589	1:37.438	19	10.048	1:37.783	30	9.899	1:39.087
35	11.219	1:50.795	22	11.753	1:38.133	22	12.279	1:38.097	22	12.240	1:38.285	22	11.319	1:38.041
22	11.314	1:50.890	35	12.389	1:38.864	35	13.777	1:38.959	35	14.367	1:38.914	35	14.873	1:39.468
2	12.273	1:51.849	2	17.390	1:42.811	16	21.789	1:38.028	16	22.232	1:38.767	16	22.447	1:39.177
16	19.998	1:59.574	16	21.332	1:39.028	2	29.862	1:50.043	7	1 LAP	1:38.510	7	1 LAP	1:38.616
7	48.575	2:28.151P				7	1 LAP	2:58.421	2	45.342	1:53.804P			

Weather/Track: Cloud 22°/Dry 28°

www.mstworld.com

Page 1 of 3

Oschersleben
Circuit Length = 3.6960 km.
Start: 16:03 End: 16:26

Printed - 16:29 Sunday, 26 August 2007

2007 FIA World Touring Car Championship LAP CHART - RACE 2

(contd.)

Lap 6			Lap 7			Lap 8			Lap 9			Lap 10		
No	Behind	Laptime	No	Behind	Laptime	No	Behind	Laptime	No	Behind	Laptime	No	Behind	Laptime
3		1:37.617	3		1:38.048	3		1:37.638	3		1:37.709	3		1:38.498
1	0.381	1:37.794	1	0.406	1:38.073	1	0.500	1:37.732	1	0.254	1:37.463	1	0.374	1:38.618
9	1.305	1:38.380	9	1.300	1:38.043	9	1.751	1:38.089	9	2.175	1:38.133	9	1.995	1:38.318
15	1.525	1:38.368	15	1.683	1:38.206	15	2.252	1:38.207	15	2.578	1:38.035	15	2.232	1:38.152
12	2.136	1:38.342	12	2.285	1:38.197	12	2.948	1:38.301	12	3.496	1:38.257	12	3.219	1:38.221
18	2.556	1:38.004	18	2.673	1:38.165	6	3.798	1:38.359	6	3.963	1:37.874	6	3.640	1:38.175
6	3.376	1:37.855	6	3.077	1:37.749	11	4.308	1:38.371	11	4.764	1:38.165	11	4.330	1:38.064
11	3.906	1:37.815	11	3.575	1:37.717	18	4.891	1:39.856	18	5.443	1:38.261	18	5.282	1:38.337
10	5.032	1:37.758	10	5.741	1:38.757	10	6.890	1:38.787	10	7.039	1:37.858	10	6.875	1:38.334
5	5.382	1:37.553	8	6.226	1:37.900	4	7.313	1:38.534	4	7.360	1:37.756	4	7.091	1:38.229
8	6.374	1:37.858	4	6.417	1:37.909	8	7.344	1:38.756	8	8.482	1:38.847	8	8.770	1:38.786
4	6.556	1:37.818	31	7.032	1:38.019	31	7.970	1:38.576	31	8.708	1:38.447	34	9.294	1:38.555
31	7.061	1:37.985	34	7.740	1:37.865	34	8.299	1:38.197	34	9.237	1:38.647	20	11.293	1:39.172
34	7.923	1:37.875	26	8.684	1:38.021	26	9.178	1:38.132	26	9.888	1:38.419	26	11.703	1:40.313
26	8.711	1:38.420	20	9.273	1:38.232	20	10.075	1:38.440	20	10.619	1:38.253	40	11.847	1:39.436
20	9.089	1:38.584	40	9.599	1:38.034	40	10.366	1:38.405	40	10.909	1:38.252	19	12.283	1:39.500
40	9.613	1:38.037	19	10.134	1:38.197	19	10.760	1:38.264	19	11.281	1:38.230	22	14.483	1:39.104
19	9.985	1:38.071	30	11.345	1:39.216	22	13.218	1:38.562	22	13.877	1:38.368	31	16.594	1:46.384
30	10.177	1:37.895	22	12.294	1:38.369	30	19.306	1:45.599	30	20.374	1:38.777	30	20.380	1:38.504
22	11.973	1:38.271	5	16.374	1:49.040P	35	23.099	1:39.596	35	24.708	1:39.318	35	25.971	1:39.761
35	16.429	1:39.173	35	21.141	1:42.760	5	34.547	1:55.811	5	34.365	1:37.527	5	33.421	1:37.554
16	24.613	1:39.783	7	1 LAP	1:39.739	7	1 LAP	1:39.342	7	1 LAP	1:38.404	7	1 LAP	1:38.687
7	1 LAP	1:38.064	16	42.670	1:56.105P									

Weather/Track: Cloud 22°/Dry 28°

www.mstworld.com

Page 2 of 3

Oschersleben
Circuit Length = 3.6960 km.
Start: 16:03 End: 16:26

Printed - 16:29 Sunday, 26 August 2007

2007 FIA World Touring Car Championship

LAP CHART - RACE 2

(contd.)

Lap 11			Lap 12			Lap 13			Lap 14			Lap 15		
No	Behind	Laptime	No	Behind	Laptime	No	Behind	Laptime	No	Behind	Laptime	No	Behind	Laptime
3		1:37.901	3		1:39.320	3		1:39.206	3		1:37.568			
1	0.305	1:37.832	1	0.259	1:39.274	1	0.390	1:39.337	1	0.564	1:37.742			
9	2.414	1:38.320	9	2.066	1:38.972	9	1.578	1:38.718	9	2.504	1:38.494			
15	2.578	1:38.247	15	2.272	1:39.014	15	1.844	1:38.778	15	2.862	1:38.586			
12	3.664	1:38.346	12	2.918	1:38.574	12	2.500	1:38.788	12	3.695	1:38.763			
6	3.999	1:38.260	6	3.262	1:38.583	6	2.802	1:38.746	6	4.072	1:38.838			
11	4.941	1:38.512	11	3.892	1:38.271	11	3.310	1:38.624	11	4.638	1:38.896			
18	6.278	1:38.897	18	6.337	1:39.379	18	5.928	1:38.797	18	8.274	1:39.914			
4	6.936	1:37.746	4	7.331	1:39.715	4	6.119	1:37.994	10	9.862	1:40.246			
10	7.985	1:39.011	10	7.819	1:39.154	10	7.184	1:38.571	8	10.760	1:39.947			
8	9.653	1:38.784	8	8.673	1:38.340	8	8.381	1:38.914	34	11.252	1:40.101			
34	10.049	1:38.656	34	9.180	1:38.451	34	8.719	1:38.745	20	11.753	1:38.876			
20	11.778	1:38.386	20	11.172	1:38.714	20	10.445	1:38.479	26	12.237	1:38.830			
26	12.255	1:38.453	26	11.573	1:38.638	26	10.975	1:38.608	19	13.357	1:38.815			
19	13.597	1:39.215	19	12.834	1:38.557	19	12.110	1:38.482	4	15.024	1:46.473			
40	15.178	1:41.232	22	14.571	1:38.571	22	14.817	1:39.452	22	16.434	1:39.185			
22	15.320	1:38.738	31	16.557	1:38.415	31	15.681	1:38.330	31	16.604	1:38.491			
31	17.462	1:38.769	30	20.428	1:38.378	30	19.604	1:38.382	30	22.245	1:40.209			
30	21.370	1:38.891	35	27.860	1:39.712	35	28.352	1:39.698	35	30.616	1:39.832			
35	27.468	1:39.398	5	32.664	1:39.044	5	31.204	1:37.746	5	31.486	1:37.850			
5	32.940	1:37.420	40	33.221	1:57.363P	7	1 LAP	1:38.684	7	1 LAP	1:38.594			
7	1 LAP	1:38.383	7	1 LAP	1:38.598									

Weather/Track: Cloud 22°/Dry 28°

www.mstworld.com

Page 3 of 3

Oschersleben
Circuit Length = 3.6960 km.
Start: 16:03 End: 16:26

Printed - 16:29 Sunday, 26 August 2007