



WTCC

FIA World Touring Car Championship

Rounds 15 & 16
Oschersleben, Germany
4 – 5 September 2010



Timing and Results by MST Systems Ltd

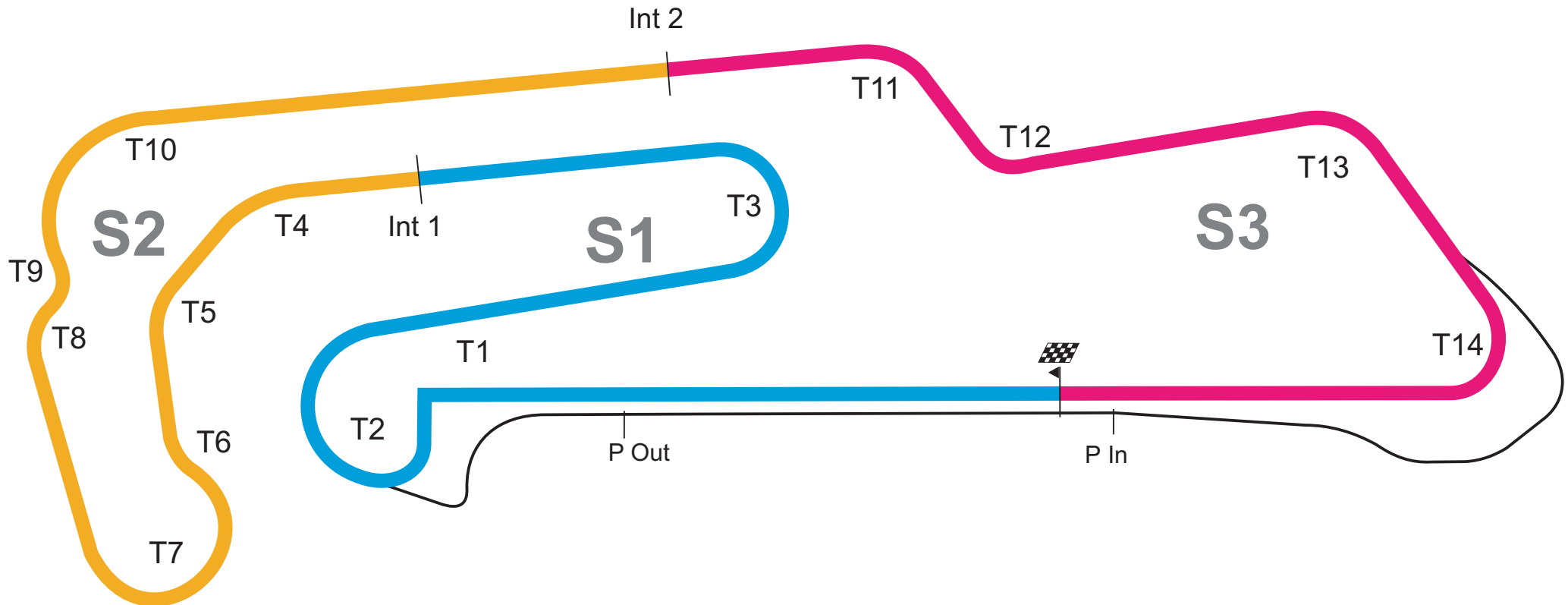
www.fiawtcc.com

www.mstworld.com



Oschersleben, Germany
4 - 5th September 2010

—▲	Start Line
▣	Finish "Line"
	Start Line Offset 0,000 Km
	Int 1 = @ 1,347 Km
	Int 2 = @ 2,654 Km
	Circuit Centerline 3,696 Km
	Pit in @ 3,636 Km
	Pit out @ 0,268 Km
	Pit in to Pit out 0,326 Km
	A lap by the Pits 3,794 Km
	T = Turn Number S = Sector



**2010 FIA World Touring Car Championship
FREE PRACTICE 1**

POS	NO	CLS	DRIVER	NAT	CAR	TIME	LAPS	GAP	KPH
1	1		Gabriele TARQUINI	ITA	SEAT Leon TDI	1:36.852	9		137.38
2	7		Robert HUFF	GBR	Chevrolet Cruze	1:36.892	8	0.040	137.32
3	4		Jordi GENE	ESP	SEAT Leon TDI	1:37.106	10	0.254	137.02
4	11		Andy PRIAULX	GBR	BMW 320si	1:37.123	10	0.271	136.99
5	3		Tiago MONTEIRO	POR	SEAT Leon TDI	1:37.158	9	0.306	136.94
6	10		Augusto FARFUS	BRA	BMW 320si	1:37.243	12	0.391	136.82
7	8		Alain MENU	SUI	Chevrolet Cruze	1:37.295	10	0.443	136.75
8	17		Michel NYKJAER	DEN	SEAT Leon TDI	1:37.339	8	0.487	136.69
9	2		Tom CORONEL	NED	SEAT Leon TDI	1:37.354	8	0.502	136.67
10	6		Yvan MULLER	FRA	Chevrolet Cruze	1:37.455	9	0.603	136.53
11	5		Norbert MICHELISZ	HUN	SEAT Leon TDI	1:37.616	10	0.764	136.30
12	18		Fredy BARTH	SUI	SEAT Leon TDI	1:37.677	11	0.825	136.22
13	15	I	Franz ENGSTLER	GER	BMW 320si	1:38.082	7	1.230	135.65
14	25	I	Sergio HERNANDEZ	ESP	BMW 320si	1:38.253	9	1.401	135.42
15	21	I	Mehdi BENNANI	MAR	BMW 320si	1:38.734	13	1.882	134.76
16	24	I	Kristian POULSEN	DEN	BMW 320si	1:38.790	10	1.938	134.68
17	16	I	Andrei ROMANOV	RUS	BMW 320si	1:39.261	9	2.409	134.04
18	20	I	Darryl O'YOUNG	HKG	Chevrolet Lacetti	1:39.269	9	2.417	134.03
19	72	I	Yukinori TANIGUCHI	JPN	Chevrolet Lacetti	1:41.523	8	4.671	131.06
20	33	I	Fabio FABIANI	ITA	BMW 320si	1:43.057	12	6.205	129.10
21	26	I	Stefano D'ASTE	ITA	BMW 320si	3:39.899	2	2:03.047	60.50

For Media Information Purposes - No Regulatory Value.

Weather/Track: Cloud 11C / Dry 13C

Oschersleben

Circuit Length = 3.6960 km.

Start: 08:30 End: 09:01

Race Director:	Steward:	Timekeeper:	Issued at:
----------------	----------	-------------	------------

2010 FIA World Touring Car Championship

Free Practice 1 - Sector Analysis Report

Lap	S1 Time	S1 Spd	S2 Time	S2 Spd	S3 Time	S3 Spd	Lap Time	Pit	Lap	S1 Time	S1 Spd	S2 Time	S2 Spd	S3 Time	S3 Spd	Lap Time	Pit
1 TARQUINI									ITA SEAT Leon TDI								
1	10:55.496	161.4	37.004	173.9	46.939		12:19.439	Pit	6	36.924	168.2	32.923	197.8	27.005	171.9	1:36.852	
2	2:36.730	164.8	35.177	195.2	27.805	171.1	3:39.712		7	37.448	161.4	34.290	197.4	41.755		1:53.493	Pit
3	37.110	165.6	33.439	197.4	27.161	172.2	1:37.710		8	5:49.378	160.4	34.739	196.0	27.409	170.8	6:51.526	
4	8:21.724	162.1	35.805	184.9	29.312	171.9	9:26.841		9	37.013	166.6	33.396	196.3	27.261	170.6	1:37.670	
5	1:04.666	164.1	37.961	72.0	32.778	170.3	2:15.405										
2 CORONEL									NED SEAT Leon TDI								
1	11:17.124	147.1	44.723	133.4	48.269		12:50.116	Pit	6	37.050	167.7	33.413	197.8	40.191		1:50.654	Pit
2	3:41.915	163.3	33.994	196.3	27.625	172.2	4:43.534		7	5:14.396	166.4	33.992	198.8	28.228	172.5	6:16.616	
3	8:25.502	158.8	35.668	184.3	29.880	173.3	9:31.050		8	36.805	167.4	33.235	197.4	27.314	172.5	1:37.354	
4	50.108	154.9	33.939	198.1	27.715	172.8	1:51.762										
5	36.865	166.9	33.162	199.2	27.358	171.1	1:37.385										
3 MONTEIRO									POR SEAT Leon TDI								
1	10:58.317	160.7	38.066	173.6	29.671	170.6	12:06.054		6	36.881	166.1	33.090	196.0	27.187	171.4	1:37.158	
2	37.495	164.8	34.097	195.2	27.536	169.8	1:39.128		7	36.887	166.4	33.155	198.8	27.444	171.1	1:37.486	
3	37.466	165.6	34.053	194.2	27.572	170.8	1:39.091		8	36.860	167.1	33.393	198.5	42.791		1:53.044	Pit
4	37.400	165.3	33.502	196.7	27.381	171.1	1:38.283		9	3:50.885	162.1	34.707	194.9	27.612	171.4	4:53.204	
5	12:33.412	110.6	39.320	181.2	28.281	170.6	13:41.013										
4 GENE									ESP SEAT Leon TDI								
1	11:07.191	160.7	36.727	165.1	29.871	171.9	12:13.789		7	37.034	165.8	32.954	198.8	27.293	171.7	1:37.281	
2	37.594	165.6	33.805	199.2	27.886	173.0	1:39.285		8	36.929	167.4	32.993	198.8	27.184	173.0	1:37.106	
3	37.384	165.3	33.403	198.1	27.594	172.8	1:38.381		9	37.792	167.4	33.971	197.4	45.381		1:57.144	Pit
4	37.778	166.9	34.389	196.7	44.866		1:57.033	Pit	10	5:33.253	151.8	37.088	196.3	27.748	172.5	6:38.089	
5	8:32.717	162.4	35.672	193.8	29.987	171.9	9:38.376										
6	37.304	166.6	35.274	196.3	28.034	172.5	1:40.612										
5 MICHELISZ									HUN SEAT Leon TDI								
1	11:03.375	161.9	37.974	163.1	29.970	155.3	12:11.319		7	37.067	167.4	33.345	200.3	27.473	173.6	1:37.885	
2	39.056	168.4	34.319	197.4	41.692		1:55.067	Pit	8	37.154	166.9	33.177	197.4	27.342	172.8	1:37.673	
3	11:58.101	166.6	35.014	197.8	30.251	172.8	13:03.366		9	37.019	166.1	33.004	197.8	27.593	172.2	1:37.616	
4	37.184	165.8	33.510	198.8	28.731	172.8	1:39.425		10	37.071	166.6	33.216	198.1	46.169		1:56.456	Pit
5	37.254	166.1	33.478	200.0	28.620	172.2	1:39.352										
6	37.802	167.7	33.418	199.2	27.493	173.3	1:38.713										
6 MULLER									FRA Chevrolet Cruze								
1	10:52.238	151.4	35.149	190.1	27.702	168.4	11:55.089		6	36.846	162.6	33.241	193.8	27.368	169.0	1:37.455	
2	38.593	162.6	33.902	190.1	27.337	168.7	1:39.832		7	36.827	162.1	33.417	192.8	27.375	168.4	1:37.619	
3	37.119	161.1	33.622	192.5	27.578	168.4	1:38.319		8	39.611	156.9	35.277	194.2	43.682		1:58.570	Pit
4	37.699	159.7	40.591	158.8	47.900		2:06.190	Pit	9	7:05.565	148.1	34.493	189.8	27.731	168.2	8:07.789	
5	8:31.902	162.1	35.179	189.1	27.786	168.4	9:34.867										



Weather/Track: Cloud 11C / Dry 13C

Circuit Length - 3.696 kilometres
Oschersleben

2010 FIA World Touring Car Championship

Free Practice 1 - Sector Analysis Report

Lap	S1 Time	S1 Spd	S2 Time	S2 Spd	S3 Time	S3 Spd	Lap Time	Pit	Lap	S1 Time	S1 Spd	S2 Time	S2 Spd	S3 Time	S3 Spd	Lap Time	Pit
7 HUFF									GBR Chevrolet Cruze								
1	10:53.999	159.5	38.064	180.3	44.156		12:16.219	Pit	6	36.922	163.6	32.970	194.2	41.633		1:51.525	Pit
2	3:28.484	163.1	33.566	194.5	28.211	168.2	4:30.261		7	5:50.353	163.3	34.616	193.8	28.201	170.0	6:53.170	
3	9:08.777	163.8	35.477	180.3	28.361	170.0	10:12.615		8	36.679	164.6	33.044	194.9	27.410	168.7	1:37.133	
4	36.977	164.1	32.986	195.2	27.206	169.0	1:37.169										
5	36.805	164.1	32.959	195.2	27.128	168.4	1:36.892										
8 MENU									SUI Chevrolet Cruze								
1	10:59.537	158.1	39.857	163.6	29.293	168.7	12:08.687		7	36.778	163.6	33.105	195.2	27.412	168.7	1:37.295	
2	37.528	162.1	33.740	193.8	27.730	165.8	1:38.998		8	36.821	163.6	33.166	194.9	27.343	168.7	1:37.330	
3	37.205	163.6	33.784	193.8	27.493	167.9	1:38.482		9	37.607	161.4	34.439	192.8	39.475		1:51.521	Pit
4	45.941	163.6	34.155	194.2	45.063		2:05.159	Pit	10	6:01.828	156.7	35.620	187.8	29.216	169.0	7:06.664	
5	8:25.791	158.1	35.811	166.1	28.916	167.9	9:30.518										
6	37.007	162.8	33.225	195.6	27.269	167.7	1:37.501										
10 FARFUS									BRA BMW 320si								
1	11:08.294	159.2	35.083	192.1	28.080	167.7	12:11.457		8	36.919	163.6	33.118	195.2	27.206	168.7	1:37.243	
2	37.420	161.9	33.351	193.5	27.368	167.7	1:38.139		9	36.915	163.3	32.946	194.9	41.818		1:51.679	Pit
3	37.362	162.4	33.472	193.5	27.535	166.4	1:38.369		10	3:11.894	160.4	34.414	192.5	27.175	168.2	4:13.483	
4	37.563	162.1	33.280	192.5	28.169	167.1	1:39.012		11	36.996	162.1	33.090	193.2	27.231	167.7	1:37.317	
5	9:11.044	160.7	34.115	192.5	27.498	169.0	10:12.657		12	37.433	154.9	34.116	192.1	39.128		1:50.677	Pit
6	37.625	163.3	33.150	196.0	27.407	169.5	1:38.182										
7	37.178	163.1	32.917	195.2	27.195	167.7	1:37.290										
11 PRIAULX									GBR BMW 320si								
1	12:19.560	157.8	34.214	179.7	27.893	166.6	13:21.667		7	36.920	162.4	32.926	193.5	36.926		1:46.772	Pit
2	37.515	161.9	33.808	191.1	27.450	167.7	1:38.773		8	2:51.627	161.9	33.159	192.5	27.154	167.9	3:51.940	
3	37.266	162.1	33.528	192.1	27.436	166.9	1:38.230		9	36.995	161.6	32.867	194.2	27.261	167.9	1:37.123	
4	10:18.784	160.9	33.345	191.1	27.306	167.4	11:19.435		10	36.919	161.6	33.081	193.2	39.379		1:49.379	Pit
5	37.092	159.5	33.152	193.5	27.206	167.1	1:37.450										
6	36.905	162.6	33.055	193.5	27.222	167.7	1:37.182										
15 ENGSTLER									GER BMW 320si								
1	11:10.982	158.5	36.266	170.6	29.268	167.9	12:16.516		5	11:16.140	120.6	34.622	193.5	27.428	168.2	12:18.190	
2	38.232	160.7	33.899	192.8	28.034	168.4	1:40.165		6	36.929	162.6	33.687	194.2	27.466	168.7	1:38.082	
3	38.882	160.7	34.430	192.1	27.998	167.4	1:41.310		7	37.145	162.8	39.628	120.4	56.069		2:12.842	Pit
4	38.235	160.2	34.518	190.1	28.262	168.4	1:41.015										
16 ROMANOV									RUS BMW 320si								
1	11:12.340	158.1	35.981	191.1	29.325	167.1	12:17.646		6	38.807	163.3	34.005	196.0	27.797	169.2	1:40.609	
2	38.580	163.1	34.553	193.5	28.115	169.0	1:41.248		7	37.728	163.6	33.656	196.0	27.877	169.2	1:39.261	
3	38.775	162.4	34.671	193.8	28.138	169.8	1:41.584		8	38.105	159.5	38.023	194.2	32.072	167.1	1:48.200	
4	38.369	162.6	34.322	194.2	27.995	169.2	1:40.686		9	39.402	162.6	36.847	178.8	52.010		2:08.259	Pit
5	8:46.156	161.9	35.083	163.1	29.464	169.5	9:50.703										



Weather/Track: Cloud 11C / Dry 13C

Circuit Length - 3.696 kilometres
Oschersleben

2010 FIA World Touring Car Championship

Free Practice 1 - Sector Analysis Report

Lap	S1 Time	S1 Spd	S2 Time	S2 Spd	S3 Time	S3 Spd	Lap Time	Pit	Lap	S1 Time	S1 Spd	S2 Time	S2 Spd	S3 Time	S3 Spd	Lap Time	Pit
17 NYKJAER DEN SEAT Leon TDI																	
1	11:21.480	162.8	38.837	189.1	47.805		12:48.122	Pit	6	36.811	167.4	33.256	197.4	27.272	171.4	1:37.339	
2	2:14.443	164.1	35.385	194.2	29.579	168.2	3:19.407		7	36.976	166.1	33.257	196.7	27.330	171.7	1:37.563	
3	9:54.909	166.1	35.125	169.8	30.259	171.9	11:00.293		8	37.150	165.6	33.389	196.3	42.322		1:52.861	Pit
4	37.175	166.6	33.439	196.0	27.549	171.7	1:38.163										
5	36.960	165.3	33.273	197.4	27.495	171.1	1:37.728										
18 BARTH SUI SEAT Leon TDI																	
1	11:22.879	161.6	41.045	128.2	30.595	170.3	12:34.519		7	36.913	166.9	33.158	199.2	27.606	171.7	1:37.677	
2	37.986	164.6	33.840	195.6	27.969	171.1	1:39.795		8	37.048	166.9	33.273	197.4	31.927	170.8	1:42.248	
3	37.530	164.3	33.916	196.3	27.671	171.7	1:39.117		9	37.001	166.4	33.362	199.2	42.430		1:52.793	Pit
4	37.421	166.4	33.484	196.7	27.803	171.4	1:38.708		10	3:42.198	166.1	33.513	198.5	27.555	171.7	4:43.266	
5	8:31.003	165.3	37.422	165.3	30.015	172.8	9:38.440		11	37.082	166.1	33.561	196.7	27.710	172.5	1:38.353	
6	37.103	166.4	33.181	199.2	27.498	171.7	1:37.782										
20 O'YOUNG HKG Chevrolet Lacetti I																	
1	11:19.813	154.2	40.161	183.9	46.260		12:46.234	Pit	6	38.283	164.8	33.801	199.2	27.940	170.6	1:40.024	
2	2:15.264	162.1	36.416	161.9	30.471	170.0	3:22.151		7	37.387	165.8	33.957	198.8	27.925	171.4	1:39.269	
3	10:05.582	164.6	35.161	197.0	28.631	170.6	11:09.374		8	37.306	166.1	33.833	196.7	28.429	170.8	1:39.568	
4	37.864	164.8	34.124	198.8	27.867	170.0	1:39.855		9	37.298	165.8	33.678	198.1	40.078		1:51.054	Pit
5	38.024	164.6	33.768	196.3	28.275	171.1	1:40.067										
21 BENNANI MAR BMW 320si I																	
1	11:17.207	152.9	36.532	191.4	29.021	166.4	12:22.760		8	37.486	164.6	33.534	195.2	27.714	168.7	1:38.734	
2	38.552	160.0	34.520	193.5	28.080	167.1	1:41.152		9	37.573	164.8	33.792	194.9	28.038	168.7	1:39.403	
3	38.085	163.3	34.816	192.1	28.069	166.1	1:40.970		10	37.627	163.3	33.847	194.9	27.897	168.2	1:39.371	
4	41.816	160.7	34.594	192.8	28.108	167.7	1:44.518		11	37.634	163.6	35.956	193.5	28.044	168.7	1:41.634	
5	8:39.970	164.1	33.973	195.2	28.988	168.2	9:42.931		12	37.721	163.8	33.860	194.5	27.788	169.8	1:39.369	
6	37.658	163.8	33.837	195.6	27.821	169.2	1:39.316		13	37.580	164.1	34.339	193.5	28.324	168.2	1:40.243	
7	37.549	164.6	33.739	195.2	27.595	168.7	1:38.883										
24 POULSEN DEN BMW 320si I																	
1	11:29.766	131.8	42.663	136.3	52.637		13:05.066	Pit	7	37.563	163.6	34.097	193.8	48.780		2:00.440	Pit
2	1:41.234	159.0	40.653	124.8	29.550	166.9	2:51.437		8	3:03.722	162.4	33.580	194.2	27.424	169.8	4:04.726	
3	10:18.412	157.8	34.945	193.2	28.250	169.2	11:21.607		9	37.510	165.1	33.836	195.2	27.705	169.8	1:39.051	
4	38.391	163.6	34.637	194.9	27.392	171.1	1:40.420		10	38.088	162.6	35.448	194.5	28.404	168.2	1:41.940	
5	37.869	165.6	33.373	197.0	28.170	168.4	1:39.412										
6	37.809	162.8	33.512	197.0	27.469	169.5	1:38.790										



Weather/Track: Cloud 11C / Dry 13C

Circuit Length - 3.696 kilometres
Oschersleben

2010 FIA World Touring Car Championship Free Practice 1 - Sector Analysis Report

Lap	S1 Time	S1 Spd	S2 Time	S2 Spd	S3 Time	S3 Spd	Lap Time	Pit	Lap	S1 Time	S1 Spd	S2 Time	S2 Spd	S3 Time	S3 Spd	Lap Time	Pit	
25 HERNANDEZ ESP BMW 320si I																		
1	11:15.072	148.9	36.043	189.4	39.442		12:30.557	Pit	6	37.263	162.6	33.462	193.5	27.668	168.2		1:38.393	
2	3:08.102	159.7	34.825	189.1	28.218	166.6	4:11.145		7	37.473	161.4	33.331	192.1	27.547	167.9		1:38.351	
3	9:26.369	161.4	34.107	192.8	29.137	169.0	10:29.613		8	37.878	163.3	33.345	194.5	38.192			1:49.415	Pit
4	37.574	161.6	33.417	194.5	27.573	170.0	1:38.564		9	3:25.826	161.9	33.824	192.8	27.739	168.2		4:27.389	
5	37.121	162.6	33.338	196.0	27.794	166.6	1:38.253											
26 D'ASTE ITA BMW 320si I																		
1	11:12.133	156.0	34.878	190.1	39.959		12:26.970	Pit										
2	2:36.525	159.7	34.846	188.8	28.528	166.4	3:39.899											
33 FABIANI ITA BMW 320si I																		
1	11:21.043	153.6	39.312	167.9	32.271	160.7	12:32.626		8	39.452	159.7	35.815	190.4	30.108	160.7		1:45.375	
2	41.008	157.6	36.612	189.4	30.166	163.6	1:47.786		9	38.982	160.2	35.250	191.4	29.056	163.1		1:43.288	
3	40.015	157.4	36.572	189.8	29.373	162.8	1:45.960		10	38.647	156.5	35.781	186.5	28.629	163.6		1:43.057	
4	10:08.388	148.3	37.236	177.6	29.608	163.3	11:15.232		11	39.306	158.1	35.827	190.4	29.030	163.1		1:44.163	
5	39.297	158.8	35.981	190.8	29.017	163.8	1:44.295		12	39.015	159.5	35.936	191.1	29.344	164.1		1:44.295	
6	39.404	155.1	35.639	190.4	28.970	159.0	1:44.013											
7	38.998	158.1	35.758	191.8	29.641	162.4	1:44.397											
72 TANIGUCHI JPN Chevrolet Lacetti I																		
1	11:58.859	148.9	40.283	190.1	54.168		13:33.310	Pit	6	38.127	164.6	34.933	198.1	28.648	169.0		1:41.708	
2	12:45.250	161.4	36.945	193.8	29.474	169.5	13:51.669		7	38.023	164.8	34.687	197.4	28.813	170.3		1:41.523	
3	39.466	163.1	36.845	192.5	29.272	169.5	1:45.583		8	37.946	163.3	34.549	196.3	47.580			2:00.075	Pit
4	39.345	163.1	35.608	196.7	28.636	169.8	1:43.589											
5	38.493	161.9	36.264	198.1	28.259	171.9	1:43.016											

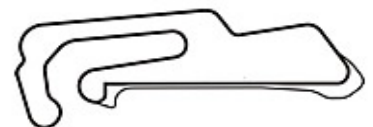


Weather/Track: Cloud 11C / Dry 13C

Circuit Length - 3.696 kilometres
Oschersleben

2010 FIA World Touring Car Championship Free Practice 1 - Best Sector Speeds Report

SECTOR 1				SECTOR 2				SECTOR 3				
POS	NO	NAME	SPEED	LAP	NO	NAME	SPEED	LAP	NO	NAME	SPEED	LAP
1	5	MICHELISZ	168.4	2	5	MICHELISZ	200.3	7	5	MICHELISZ	173.6	7
2	1	TARQUINI	168.2	6	2	CORONEL	199.2	5	2	CORONEL	173.3	3
3	2	CORONEL	167.7	6	4	GENE	199.2	2	4	GENE	173.0	2
4	4	GENE	167.4	8	18	BARTH	199.2	6	18	BARTH	172.8	5
5	17	NYKJAER	167.4	6	20	O'YOUNG	199.2	6	1	TARQUINI	172.2	3
6	3	MONTEIRO	167.1	8	3	MONTEIRO	198.8	7	17	NYKJAER	171.9	3
7	18	BARTH	166.9	7	72	TANIGUCHI	198.1	5	72	TANIGUCHI	171.9	5
8	20	O'YOUNG	166.1	8	1	TARQUINI	197.8	6	3	MONTEIRO	171.4	6
9	24	POULSEN	165.6	5	17	NYKJAER	197.4	5	20	O'YOUNG	171.4	7
10	21	BENNANI	164.8	9	24	POULSEN	197.0	5	24	POULSEN	171.1	4
11	72	TANIGUCHI	164.8	7	10	FARFUS	196.0	6	7	HUFF	170.0	3
12	7	HUFF	164.6	8	16	ROMANOV	196.0	6	25	HERNANDEZ	170.0	4
13	8	MENU	163.6	3	25	HERNANDEZ	196.0	5	16	ROMANOV	169.8	3
14	10	FARFUS	163.6	8	8	MENU	195.6	6	21	BENNANI	169.8	12
15	16	ROMANOV	163.6	7	21	BENNANI	195.6	6	10	FARFUS	169.5	6
16	25	HERNANDEZ	163.3	8	7	HUFF	195.2	4	6	MULLER	169.0	6
17	15	ENGSTLER	162.8	7	6	MULLER	194.2	8	8	MENU	169.0	10
18	6	MULLER	162.6	2	11	PRIAULX	194.2	9	15	ENGSTLER	168.7	6
19	11	PRIAULX	162.6	6	15	ENGSTLER	194.2	6	11	PRIAULX	167.9	8
20	33	FABIANI	160.2	9	33	FABIANI	191.8	7	26	D'ASTE	166.4	2
21	26	D'ASTE	159.7	2	26	D'ASTE	190.1	1	33	FABIANI	164.1	12



Weather/Track: Cloud 11C / Dry 13C

Circuit Length - 3.696 kilometres
Oschersleben

2010 FIA World Touring Car Championship Free Practice 1 - Best Sector Times Report

POS	NO	SECTOR 1		SECTOR 2		SECTOR 3		IDEAL/BEST LAP COMPARISON							
		TIME	LAP	NO	TIME	LAP	NO	TIME	LAP	NO	NAME	IDEAL	BEST	LAP	DIFF
1	7	36.679	8	11	32.867	9	1	27.005	6	7	HUFF	1:36.766	1:36.892	5	+ 0.126
2	8	36.778	7	10	32.917	7	7	27.128	5	1	TARQUINI	1:36.852	1:36.852	6	+ 0.000
3	2	36.805	8	1	32.923	6	11	27.154	8	11	PRIAULX	1:36.926	1:37.123	9	+ 0.197
4	17	36.811	6	4	32.954	7	10	27.175	10	10	FARFUS	1:37.007	1:37.243	8	+ 0.236
5	6	36.827	7	7	32.959	5	4	27.184	8	4	GENE	1:37.067	1:37.106	8	+ 0.039
6	3	36.860	8	5	33.004	9	3	27.187	6	3	MONTEIRO	1:37.137	1:37.158	6	+ 0.021
7	11	36.905	6	3	33.090	6	8	27.269	6	8	MENU	1:37.152	1:37.295	7	+ 0.143
8	18	36.913	7	8	33.105	7	17	27.272	6	2	CORONEL	1:37.281	1:37.354	8	+ 0.073
9	10	36.915	9	18	33.158	7	2	27.314	8	17	NYKJAER	1:37.339	1:37.339	6	+ 0.000
10	1	36.924	6	2	33.162	5	6	27.337	2	5	MICHELISZ	1:37.365	1:37.616	9	+ 0.251
11	4	36.929	8	6	33.241	6	5	27.342	8	6	MULLER	1:37.405	1:37.455	6	+ 0.050
12	15	36.929	6	17	33.256	6	24	27.392	4	18	BARTH	1:37.569	1:37.677	7	+ 0.108
13	5	37.019	9	25	33.331	7	15	27.428	5	25	HERNANDEZ	1:37.999	1:38.253	5	+ 0.254
14	25	37.121	5	24	33.373	5	18	27.498	6	15	ENGSTLER	1:38.044	1:38.082	6	+ 0.038
15	20	37.298	9	21	33.534	8	25	27.547	7	24	POULSEN	1:38.275	1:38.790	6	+ 0.515
16	21	37.486	8	16	33.656	7	21	27.595	7	21	BENNANI	1:38.615	1:38.734	8	+ 0.119
17	24	37.510	9	20	33.678	9	16	27.797	6	20	O'YOUNG	1:38.843	1:39.269	7	+ 0.426
18	16	37.728	7	15	33.687	6	20	27.867	4	16	ROMANOV	1:39.181	1:39.261	7	+ 0.080
19	72	37.946	8	72	34.549	8	72	28.259	5	72	TANIGUCHI	1:40.754	1:41.523	7	+ 0.769
20	33	38.647	10	26	34.846	2	26	28.528	2	33	FABIANI	1:42.526	1:43.057	10	+ 0.531
21	26	2:36.525	2	33	35.250	9	33	28.629	10	26	D'ASTE	3:39.899	3:39.899	2	+ 0.000

'Perfect Lap' - 1:36.551



Weather/Track: Cloud 11C / Dry 13C

Circuit Length - 3.696 kilometres
Oschersleben

**2010 FIA World Touring Car Championship
FREE PRACTICE 2**

POS	NO	CLS	DRIVER	NAT	CAR	TIME	LAPS	GAP	KPH
1	6		Yvan MULLER	FRA	Chevrolet Cruze	1:37.715	12		136.16
2	8		Alain MENU	SUI	Chevrolet Cruze	1:37.886	13	0.171	135.93
3	3		Tiago MONTEIRO	POR	SEAT Leon TDI	1:38.122	14	0.407	135.60
4	4		Jordi GENE	ESP	SEAT Leon TDI	1:38.405	9	0.690	135.21
5	7		Robert HUFF	GBR	Chevrolet Cruze	1:38.555	13	0.840	135.00
6	17		Michel NYKJAER	DEN	SEAT Leon TDI	1:38.641	13	0.926	134.88
7	11		Andy PRIAULX	GBR	BMW 320si	1:38.827	15	1.112	134.63
8	2		Tom CORONEL	NED	SEAT Leon TDI	1:38.845	9	1.130	134.61
9	1		Gabriele TARQUINI	ITA	SEAT Leon TDI	1:39.189	12	1.474	134.14
10	10		Augusto FARFUS	BRA	BMW 320si	1:39.405	14	1.690	133.85
11	26	I	Stefano D'ASTE	ITA	BMW 320si	1:39.407	15	1.692	133.85
12	15	I	Franz ENGSTLER	GER	BMW 320si	1:39.567	13	1.852	133.63
13	5		Norbert MICHELISZ	HUN	SEAT Leon TDI	1:39.725	15	2.010	133.42
14	20	I	Darryl O'YOUNG	HKG	Chevrolet Lacetti	1:39.761	14	2.046	133.37
15	18		Fredy BARTH	SUI	SEAT Leon TDI	1:39.766	15	2.051	133.36
16	24	I	Kristian POULSEN	DEN	BMW 320si	1:39.796	14	2.081	133.32
17	25	I	Sergio HERNANDEZ	ESP	BMW 320si	1:40.261	15	2.546	132.71
18	21	I	Mehdi BENNANI	MAR	BMW 320si	1:40.404	13	2.689	132.52
19	16	I	Andrei ROMANOV	RUS	BMW 320si	1:41.199	13	3.484	131.48
20	72	I	Yukinori TANIGUCHI	JPN	Chevrolet Lacetti	1:43.349	13	5.634	128.74
21	33	I	Fabio FABIANI	ITA	BMW 320si	1:50.493	14	12.778	120.42

For Media Information Purposes - No Regulatory Value.

Weather/Track: Cloud 13C / Wet 17C

Oschersleben

Circuit Length = 3.6960 km.

Start: 12:40 End: 13:10

Race Director:	Steward:	Timekeeper:	Issued at:
----------------	----------	-------------	------------

2010 FIA World Touring Car Championship

Free Practice 2 - Sector Analysis Report

Lap	S1 Time	S1 Spd	S2 Time	S2 Spd	S3 Time	S3 Spd	Lap Time	Pit	Lap	S1 Time	S1 Spd	S2 Time	S2 Spd	S3 Time	S3 Spd	Lap Time	Pit
1 TARQUINI									ITA SEAT Leon TDI								
1	10:58.685	157.4	39.445	162.8	49.764		12:27.894	Pit	8	38.691	166.9	35.402	190.4	28.760	168.7	1:42.853	
2	7:10.329	156.7	38.709	186.2	30.622	163.8	8:19.660		9	41.707	161.6	37.316	170.8	29.880	169.2	1:48.903	
3	41.182	160.0	36.990	188.8	29.758	165.3	1:47.930		10	37.874	166.6	33.149	197.4	29.002	168.2	1:40.025	
4	40.231	162.1	35.364	189.8	29.467	165.1	1:45.062		11	37.812	167.9	33.199	198.8	28.178	171.7	1:39.189	
5	44.169	146.3	38.685	163.6	46.406		2:09.260	Pit	12	40.074	163.6	34.219	196.3	28.119	171.7	1:42.412	
6	2:50.628	153.4	35.256	195.2	34.263	166.9	4:00.147										
7	48.378	163.8	33.966	194.9	28.528	166.9	1:50.872										
2 CORONEL									NED SEAT Leon TDI								
1	21:25.473	156.2	39.939	136.5	31.380	165.1	22:36.792		6	45.748	166.9	34.618	196.7	28.163	170.6	1:48.529	
2	40.223	160.0	35.622	192.5	29.870	166.9	1:45.715		7	38.001	165.3	32.919	198.8	27.925	168.7	1:38.845	
3	49.776	161.6	37.116	193.2	42.451		2:09.343	Pit	8	38.823	168.7	34.597	133.6	34.028	171.1	1:47.448	
4	4:38.355	163.1	34.337	196.3	28.312	167.4	5:41.004		9	37.904	165.6	33.707	196.3	27.636	170.8	1:39.247	
5	38.340	166.4	34.638	193.8	28.329	169.0	1:41.307										
3 MONTEIRO									POR SEAT Leon TDI								
1	11:01.269	158.8	39.078	165.6	32.558	163.6	12:12.905		9	41.187	159.5	36.403	189.1	39.265		1:56.855	Pit
2	41.641	159.5	38.222	185.2	30.815	165.1	1:50.678		10	4:04.392	164.3	35.159	194.5	28.420	167.9	5:07.971	
3	41.602	160.9	37.634	186.2	30.647	166.6	1:49.883		11	38.264	167.1	33.496	196.7	28.005	168.4	1:39.765	
4	41.262	160.7	37.172	188.1	30.233	165.8	1:48.667		12	38.045	168.2	33.104	198.1	27.680	170.6	1:38.829	
5	41.925	160.9	37.226	187.5	30.448	164.3	1:49.599		13	37.615	166.9	32.959	198.1	27.662	171.1	1:38.236	
6	42.683	161.1	37.272	184.6	41.027		2:00.982	Pit	14	37.613	167.9	32.969	197.8	27.540	170.8	1:38.122	
7	3:30.889	160.4	36.535	188.8	29.827	165.8	4:37.251										
8	40.825	160.7	35.840	189.1	29.745	164.8	1:46.410										
4 GENE									ESP SEAT Leon TDI								
1	11:04.958	157.4	39.261	168.4	58.314		12:42.533	Pit	6	7:29.055	164.6	38.161	112.3	31.756	168.2	8:38.972	
2	7:39.178	160.7	36.553	188.8	30.442	166.4	8:46.173		7	38.347	166.9	33.273	198.5	27.971	169.0	1:39.591	
3	40.809	161.9	35.222	190.4	29.847	165.6	1:45.878		8	38.012	167.9	33.169	196.3	34.213	172.2	1:45.394	
4	40.210	159.7	34.915	192.8	28.953	166.6	1:44.078		9	37.620	167.9	32.955	197.4	27.830	169.0	1:38.405	
5	53.729	160.4	36.526	187.1	51.952		2:22.207	Pit									
5 MICHELISZ									HUN SEAT Leon TDI								
1	11:30.291	158.8	39.531	188.1	32.346	166.4	12:42.168		9	39.475	165.1	34.264	197.0	28.426	169.2	1:42.165	
2	42.834	160.7	38.619	187.8	30.923	167.4	1:52.376		10	39.226	166.9	33.621	198.1	30.125	156.9	1:42.972	
3	41.601	161.4	37.489	189.1	30.678	167.9	1:49.768		11	39.186	166.9	33.278	198.1	28.679	169.0	1:41.143	
4	41.197	161.9	36.878	191.1	43.469		2:01.544	Pit	12	38.593	167.7	33.195	197.4	28.402	166.9	1:40.190	
5	3:46.233	162.4	36.213	191.1	30.638	166.6	4:53.084		13	38.565	168.2	33.231	197.4	28.487	169.5	1:40.283	
6	40.689	163.3	35.506	191.4	29.142	169.8	1:45.337		14	45.253	168.7	33.293	197.4	28.139	171.9	1:46.685	
7	40.282	163.6	35.428	194.5	29.450	169.8	1:45.160		15	38.136	167.7	33.100	197.4	28.489	169.8	1:39.725	
8	39.732	165.3	35.403	191.4	28.820	169.5	1:43.955										



Weather/Track: Cloud 13C / Wet 17C

Circuit Length - 3.696 kilometres
Oschersleben

2010 FIA World Touring Car Championship Free Practice 2 - Sector Analysis Report

Lap	S1 Time	S1 Spd	S2 Time	S2 Spd	S3 Time	S3 Spd	Lap Time	Pit	Lap	S1 Time	S1 Spd	S2 Time	S2 Spd	S3 Time	S3 Spd	Lap Time	Pit
6 MULLER FRA Chevrolet Cruze																	
1	10:52.848	154.5	38.944	183.0	45.245		12:17.037	Pit	8	39.124	160.7	33.867	194.2	39.843		1:52.834	Pit
2	2:29.410	156.9	37.262	184.6	33.739	163.8	3:40.411		9	3:38.412	161.4	37.506	138.8	31.939	166.4	4:47.857	
3	41.044	160.2	36.524	185.2	29.858	165.1	1:47.426		10	37.770	164.6	32.576	196.0	27.413	166.9	1:37.759	
4	42.231	159.0	36.333	188.4	29.713	166.6	1:48.277		11	37.400	165.1	36.669	138.6	30.009	169.2	1:44.078	
5	40.061	160.0	36.144	184.3	29.676	165.8	1:45.881		12	37.378	164.6	32.794	195.2	27.543	169.0	1:37.715	
6	40.047	159.0	35.218	189.4	42.475		1:57.740	Pit									
7	4:57.778	157.6	34.630	192.5	28.608	165.8	6:01.016										
7 HUFF GBR Chevrolet Cruze																	
1	10:55.529	157.4	38.305	182.4	31.873	163.6	12:05.707		8	39.460	160.7	34.089	193.2	28.750	164.8	1:42.299	
2	41.010	156.5	37.383	183.9	30.658	164.6	1:49.051		9	39.086	162.4	34.036	192.5	28.210	166.4	1:41.332	
3	40.897	159.2	38.181	185.5	30.512	165.6	1:49.590		10	38.907	163.3	33.512	193.8	42.296		1:54.715	Pit
4	40.619	160.4	36.997	186.5	30.341	164.6	1:47.957		11	6:03.043	164.1	33.580	194.2	27.773	167.1	7:04.396	
5	43.440	159.7	37.839	187.5	42.016		2:03.295	Pit	12	37.942	163.6	32.873	194.5	27.740	168.4	1:38.555	
6	3:06.920	161.1	36.217	184.6	29.830	166.1	4:12.967		13	40.033	160.4	36.009	181.5	48.897		2:04.939	Pit
7	39.438	160.9	34.532	192.1	28.853	166.6	1:42.823										
8 MENU SUI Chevrolet Cruze																	
1	13:53.125	151.2	37.786	185.2	31.408	164.6	15:02.319		8	38.671	162.6	33.759	193.5	28.329	166.6	1:40.759	
2	40.612	159.0	37.067	185.5	30.552	164.8	1:48.231		9	39.605	161.9	35.296	193.2	41.046		1:55.947	Pit
3	42.072	156.7	38.049	185.2	42.352		2:02.473	Pit	10	3:37.580	163.6	39.952	138.1	29.610	168.2	4:47.142	
4	2:52.959	160.7	36.397	189.1	29.741	167.4	3:59.097		11	38.376	164.1	33.020	193.8	27.673	168.4	1:39.069	
5	39.948	162.1	35.210	191.8	29.179	167.7	1:44.337		12	37.611	164.6	32.935	194.9	27.340	167.4	1:37.886	
6	40.222	161.4	40.184	137.0	29.906	167.4	1:50.312		13	37.635	163.8	32.878	194.9	27.447	169.0	1:37.960	
7	39.195	161.1	34.317	192.5	28.515	166.4	1:42.027										
10 FARFUS BRA BMW 320si																	
1	11:10.061	154.9	38.915	177.9	31.567	163.6	12:20.543		9	39.642	159.0	34.002	190.8	40.307		1:53.951	Pit
2	41.849	158.1	37.498	184.9	30.801	163.3	1:50.148		10	2:55.845	160.0	33.599	191.8	28.290	164.8	3:57.734	
3	41.482	157.8	36.970	185.2	30.650	163.8	1:49.102		11	38.888	161.9	33.274	193.5	28.072	166.1	1:40.234	
4	40.912	157.8	36.734	185.8	42.355		2:00.001	Pit	12	38.477	162.4	33.171	195.2	27.872	165.8	1:39.520	
5	2:23.014	158.1	36.674	188.1	30.421	163.1	3:30.109		13	38.151	164.3	32.839	194.2	28.460	164.1	1:39.450	
6	41.011	160.7	35.586	187.5	29.674	162.6	1:46.271		14	38.202	164.1	33.304	194.5	27.899	168.7	1:39.405	
7	40.340	159.0	34.758	190.1	29.156	163.3	1:44.254										
8	39.957	160.2	35.239	186.8	28.679	165.8	1:43.875										



Weather/Track: Cloud 13C / Wet 17C

Circuit Length - 3.696 kilometres
Oschersleben

2010 FIA World Touring Car Championship

Free Practice 2 - Sector Analysis Report

Lap	S1 Time	S1 Spd	S2 Time	S2 Spd	S3 Time	S3 Spd	Lap Time	Pit	Lap	S1 Time	S1 Spd	S2 Time	S2 Spd	S3 Time	S3 Spd	Lap Time	Pit
11 PRIAULX GBR BMW 320si																	
1	13:31.336	154.5	37.838	180.9	30.960	160.0	14:40.134		9	39.704	158.1	33.799	190.4	28.324	162.4	1:41.827	
2	42.361	155.6	37.040	183.3	30.459	160.2	1:49.860		10	39.000	162.6	33.382	191.4	28.289	163.1	1:40.671	
3	41.431	154.2	36.771	185.8	30.213	161.6	1:48.415		11	38.816	161.4	33.389	192.5	28.221	164.8	1:40.426	
4	41.398	155.1	36.787	181.8	30.263	160.7	1:48.448		12	38.766	161.6	34.232	191.1	28.152	164.3	1:41.150	
5	42.237	155.8	36.467	185.2	39.968		1:58.672 Pit		13	38.432	161.9	33.328	192.8	27.853	165.3	1:39.613	
6	1:52.985	154.9	35.530	188.4	29.534	162.6	2:58.049		14	38.365	161.6	33.050	191.8	27.800	166.4	1:39.215	
7	40.185	159.7	34.537	189.4	29.015	161.4	1:43.737		15	38.158	161.6	33.094	192.1	27.575	166.1	1:38.827	
8	40.211	160.9	34.025	189.1	28.721	162.1	1:42.957										
15 ENGSTLER GER BMW 320si I																	
1	11:11.869	148.3	38.954	183.0	31.364	164.3	12:22.187		8	39.518	160.9	33.635	192.5	48.656	118.1	2:01.809	
2	42.003	155.3	37.840	182.7	30.963	164.3	1:50.806		9	40.959	163.1	33.952	192.1	28.402	165.6	1:43.313	
3	53.790	154.7	38.320	179.4	31.217	164.6	2:03.327		10	38.992	164.3	34.723	192.5	28.246	166.1	1:41.961	
4	41.590	157.8	37.037	186.8	30.294	164.8	1:48.921		11	38.622	162.8	33.257	193.2	27.784	166.6	1:39.663	
5	41.099	155.3	37.058	185.5	50.265		2:08.422 Pit		12	38.032	163.8	33.214	194.9	28.321	167.4	1:39.567	
6	7:11.893	156.7	36.013	161.6	29.715	166.1	8:17.621		13	38.667	162.4	33.452	192.8	27.738	167.4	1:39.857	
7	39.864	160.0	34.199	190.8	28.552	165.3	1:42.615										
16 ROMANOV RUS BMW 320si I																	
1	11:12.427	145.3	39.335	166.4	33.106	164.1	12:24.868		8	39.714	161.1	34.463	192.8	29.205	160.9	1:43.382	
2	42.004	159.0	38.109	184.3	31.118	161.9	1:51.231		9	39.693	160.4	47.861	152.7	32.636	163.8	2:00.190	
3	41.024	159.7	38.139	184.6	30.667	165.1	1:49.830		10	39.682	163.1	34.274	193.8	29.060	166.4	1:43.016	
4	41.389	159.0	37.505	185.2	31.046	158.8	1:49.940		11	39.127	163.1	33.719	194.5	28.935	164.1	1:41.781	
5	42.218	158.5	39.072	127.0	43.753		2:05.043 Pit		12	39.325	164.1	33.761	194.5	28.113	168.4	1:41.199	
6	7:27.431	158.5	37.810	175.8	30.551	164.6	8:35.792		13	41.144	163.6	34.011	194.9	28.565	169.0	1:43.720	
7	42.103	145.7	36.085	190.4	29.136	167.1	1:47.324										
17 NYKJAER DEN SEAT Leon TDI																	
1	11:06.637	158.8	39.056	177.3	32.001	165.8	12:17.694		8	39.449	166.1	34.212	193.2	28.654	167.4	1:42.315	
2	41.854	162.1	37.858	188.4	46.258		2:05.970 Pit		9	39.259	162.4	46.216	191.1	42.725		2:08.200 Pit	
3	3:56.842	160.0	38.153	188.4	30.826	166.9	5:05.821		10	5:15.495	165.8	33.911	195.2	28.292	169.8	6:17.698	
4	41.105	162.6	36.055	188.4	30.038	167.4	1:47.198		11	38.075	167.7	33.242	194.5	27.642	171.4	1:38.959	
5	40.232	164.3	35.247	192.5	29.350	168.2	1:44.829		12	37.678	167.4	33.293	196.3	27.670	171.9	1:38.641	
6	40.203	159.7	34.719	194.2	29.218	168.4	1:44.140		13	44.735	168.4	33.538	196.0	27.768	171.7	1:46.041	
7	39.628	164.1	36.742	192.5	28.760	169.5	1:45.130										



Weather/Track: Cloud 13C / Wet 17C

Circuit Length - 3.696 kilometres
Oschersleben

2010 FIA World Touring Car Championship Free Practice 2 - Sector Analysis Report

Lap	S1 Time	S1 Spd	S2 Time	S2 Spd	S3 Time	S3 Spd	Lap Time	Pit	Lap	S1 Time	S1 Spd	S2 Time	S2 Spd	S3 Time	S3 Spd	Lap Time	Pit
18 BARTH									SUI SEAT Leon TDI								
1	11:08.290	155.1	38.648	184.9	32.447	163.8	12:19.385		9	39.313	165.1	33.532	197.0	28.887	165.3	1:41.732	
2	42.173	158.3	37.230	186.5	31.360	163.3	1:50.763		10	41.090	159.0	34.905	192.8	29.471	167.7	1:45.466	
3	42.572	160.4	37.360	186.8	31.263	165.3	1:51.195		11	39.131	166.1	33.067	197.8	28.172	168.2	1:40.370	
4	41.872	159.5	37.203	189.4	42.253		2:01.328	Pit	12	38.559	166.4	33.087	196.7	28.120	167.9	1:39.766	
5	4:15.539	162.1	35.550	191.4	30.059	166.1	5:21.148		13	39.099	166.1	33.672	197.0	28.172	169.2	1:40.943	
6	40.585	162.6	34.922	193.2	29.408	166.9	1:44.915		14	38.515	165.1	33.303	196.0	30.245	159.0	1:42.063	
7	39.774	165.1	34.057	196.0	29.527	165.3	1:43.358		15	47.091	163.3	33.350	197.0	57.328		2:17.769	Pit
8	40.083	162.6	33.856	196.7	28.733	167.7	1:42.672										
20 O'YOUNG									HKG Chevrolet Lacetti								
1	11:45.893	152.9	41.149	173.6	32.252	165.3	12:59.294		9	39.621	160.9	35.193	196.3	29.938	168.4	1:44.752	
2	42.197	155.8	38.255	187.8	31.405	165.8	1:51.857		10	40.337	162.6	35.153	196.0	29.099	169.0	1:44.589	
3	43.974	159.2	38.388	189.4	31.176	166.4	1:53.538		11	39.407	164.1	34.485	196.0	28.771	167.9	1:42.663	
4	42.367	159.5	37.697	190.4	30.893	166.6	1:50.957		12	47.295	165.1	34.184	198.1	28.587	168.2	1:50.066	
5	41.978	157.4	37.134	190.8	30.677	166.1	1:49.789		13	38.609	165.8	34.020	197.0	28.158	170.6	1:40.787	
6	41.292	158.5	37.168	189.4	44.158		2:02.618	Pit	14	38.325	165.1	33.313	198.1	28.123	170.3	1:39.761	
7	3:37.178	158.3	37.528	193.2	31.816	166.4	4:46.522										
8	40.107	159.2	35.146	193.8	29.506	167.1	1:44.759										
21 BENNANI									MAR BMW 320si								
1	16:58.789	157.2	37.689	186.8	30.493	165.1	18:06.971		8	40.110	160.9	34.943	191.4	28.992	165.8	1:44.045	
2	42.917	158.1	37.148	188.4	30.281	164.8	1:50.346		9	39.333	163.3	34.699	192.5	28.574	167.1	1:42.606	
3	41.197	159.5	36.560	186.8	30.261	162.8	1:48.018		10	38.849	163.1	34.229	192.8	28.324	166.6	1:41.402	
4	41.020	157.6	36.520	187.5	30.171	163.1	1:47.711		11	38.844	162.8	33.917	192.5	28.305	165.8	1:41.066	
5	41.115	157.2	36.491	187.5	43.954		2:01.560	Pit	12	38.667	164.1	33.921	192.5	28.106	168.2	1:40.694	
6	2:50.698	153.4	36.435	188.4	29.575	164.6	3:56.708		13	38.670	163.3	33.735	192.8	27.999	167.7	1:40.404	
7	41.231	159.5	35.047	190.1	29.145	164.6	1:45.423										
24 POULSEN									DEN BMW 320si								
1	11:18.226	153.1	39.103	183.9	32.109	162.6	12:29.438		9	40.035	161.4	34.140	192.5	28.906	164.6	1:43.081	
2	41.474	159.2	38.085	184.6	31.141	164.1	1:50.700		10	38.970	164.3	33.971	195.2	28.332	167.1	1:41.273	
3	42.254	154.0	37.717	184.9	31.073	165.3	1:51.044		11	38.750	163.6	34.281	192.1	28.554	166.1	1:41.585	
4	41.105	160.2	37.143	187.5	30.840	162.1	1:49.088		12	38.349	165.3	33.347	195.2	28.100	167.1	1:39.796	
5	40.795	160.4	36.559	186.5	30.427	162.1	1:47.781		13	38.890	166.6	33.780	196.0	27.902	170.0	1:40.572	
6	40.759	160.7	36.395	187.5	30.384	165.8	1:47.538		14	40.464	166.9	33.476	195.2	28.459	166.9	1:42.399	
7	40.813	160.4	36.328	189.1	54.297		2:11.438	Pit									
8	5:55.513	160.2	35.797	190.4	29.201	165.8	7:00.511										



Weather/Track: Cloud 13C / Wet 17C

Circuit Length - 3.696 kilometres
Oschersleben

2010 FIA World Touring Car Championship Free Practice 2 - Sector Analysis Report

Lap	S1 Time	S1 Spd	S2 Time	S2 Spd	S3 Time	S3 Spd	Lap Time	Pit	Lap	S1 Time	S1 Spd	S2 Time	S2 Spd	S3 Time	S3 Spd	Lap Time	Pit
25 HERNANDEZ ESP BMW 320si I																	
1	11:13.102	153.6	39.480	180.0	31.931	161.6	12:24.513		9	40.097	156.9	33.983	191.1	28.923	161.6	1:43.003	
2	41.692	157.2	37.731	183.3	30.850	162.8	1:50.273		10	46.114	157.6	34.104	191.4	28.670	164.8	1:48.888	
3	41.658	158.1	37.733	184.9	30.426	161.9	1:49.817		11	39.378	160.0	34.021	191.4	28.793	164.1	1:42.192	
4	43.679	159.2	38.458	177.6	30.464	162.1	1:52.601		12	39.700	161.1	34.109	190.8	28.436	163.8	1:42.245	
5	41.573	158.5	37.947	181.8	41.067		2:00.587 Pit		13	38.957	160.9	33.456	192.5	28.222	166.4	1:40.635	
6	4:17.708	156.0	36.166	186.2	30.000	164.8	5:23.874		14	38.751	161.6	34.620	192.1	28.294	166.1	1:41.665	
7	40.956	157.8	34.800	187.5	30.194	164.3	1:45.950		15	38.439	161.9	33.542	191.4	28.280	160.7	1:40.261	
8	40.525	155.6	34.557	189.4	29.300	162.6	1:44.382										
26 D'ASTE ITA BMW 320si I																	
1	11:12.661	145.1	39.017	182.1	31.328	162.1	12:23.006		9	39.677	159.5	34.095	192.5	28.693	160.7	1:42.465	
2	41.742	158.1	37.895	182.7	31.080	160.4	1:50.717		10	39.292	161.6	33.741	193.2	28.598	162.8	1:41.631	
3	41.736	154.0	37.476	184.6	30.494	162.1	1:49.706		11	39.623	162.1	33.686	193.2	28.445	164.1	1:41.754	
4	41.368	156.9	38.341	180.6	44.664		2:04.373 Pit		12	39.260	163.3	33.219	194.9	28.280	164.3	1:40.759	
5	4:41.956	156.0	37.310	182.4	33.471	161.1	5:52.737		13	38.382	163.1	33.528	196.7	28.461	165.1	1:40.371	
6	41.387	157.6	35.625	186.8	30.035	161.1	1:47.047		14	38.136	163.1	33.345	194.9	27.926	166.9	1:39.407	
7	40.466	156.2	34.967	188.1	28.893	164.3	1:44.326		15	38.393	162.6	33.582	192.5	27.785	167.1	1:39.760	
8	41.268	158.8	34.387	189.4	28.545	162.8	1:44.200										
33 FABIANI ITA BMW 320si I																	
1	11:23.062	148.9	42.708	167.7	34.089	154.0	12:39.859		9	3:05.963	150.2	40.353	182.7	33.138	157.6	4:19.454	
2	43.041	153.4	43.031	147.1	32.897	159.2	1:58.969		10	43.069	154.2	38.972	182.4	32.448	159.5	1:54.489	
3	44.500	151.6	40.276	163.8	32.915	158.3	1:57.691		11	42.995	155.8	37.968	188.1	31.616	155.6	1:52.579	
4	1:01.546	153.4	39.335	183.0	32.490	158.3	2:13.371		12	42.898	156.2	37.536	187.5	31.763	160.7	1:52.197	
5	43.296	152.9	38.806	183.6	32.549	158.3	1:54.651		13	42.327	157.4	37.430	187.1	31.059	162.6	1:50.816	
6	42.320	155.6	40.253	179.1	32.731	156.2	1:55.304		14	41.706	158.1	38.107	185.5	30.680	161.6	1:50.493	
7	43.170	155.3	38.577	182.7	31.595	159.0	1:53.342										
8	42.344	153.4	1:02.128	118.1	55.535		2:40.007 Pit										
72 TANIGUCHI JPN Chevrolet Lacetti I																	
1	11:28.770	150.0	42.484	176.7	33.166	161.1	12:44.420		8	42.261	160.4	37.781	153.8	51.039		2:11.081 Pit	
2	42.590	157.8	39.317	140.6	33.103	164.3	1:55.010		9	6:07.266	139.1	38.622	182.7	30.427	165.6	7:16.315	
3	44.153	141.1	39.906	186.2	31.332	164.3	1:55.391		10	40.433	161.9	37.007	169.8	29.649	169.0	1:47.089	
4	1:04.555	135.1	39.569	157.8	31.743	163.1	2:15.867		11	38.960	164.3	36.145	193.5	28.937	168.7	1:44.042	
5	46.739	123.0	40.055	187.5	31.323	163.3	1:58.117		12	38.955	164.8	36.033	196.7	28.361	170.6	1:43.349	
6	41.515	159.2	37.542	189.1	32.090	163.6	1:51.147		13	40.838	163.1	34.703	196.7	28.237	171.4	1:43.778	
7	41.316	161.6	37.571	187.1	30.826	165.1	1:49.713										

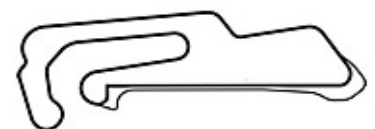


Weather/Track: Cloud 13C / Wet 17C

Circuit Length - 3.696 kilometres
Oschersleben

2010 FIA World Touring Car Championship Free Practice 2 - Best Sector Speeds Report

SECTOR 1				SECTOR 2				SECTOR 3				
POS	NO	NAME	SPEED	LAP	NO	NAME	SPEED	LAP	NO	NAME	SPEED	LAP
1	2	CORONEL	168.7	8	1	TARQUINI	198.8	11	4	GENE	172.2	8
2	5	MICHELISZ	168.7	14	2	CORONEL	198.8	7	5	MICHELISZ	171.9	14
3	17	NYKJAER	168.4	13	4	GENE	198.5	7	17	NYKJAER	171.9	12
4	3	MONTEIRO	168.2	12	3	MONTEIRO	198.1	12	1	TARQUINI	171.7	11
5	1	TARQUINI	167.9	11	5	MICHELISZ	198.1	10	72	TANIGUCHI	171.4	13
6	4	GENE	167.9	8	20	O'YOUNG	198.1	12	2	CORONEL	171.1	8
7	24	POULSEN	166.9	14	18	BARTH	197.8	11	3	MONTEIRO	171.1	13
8	18	BARTH	166.4	12	26	D'ASTE	196.7	13	20	O'YOUNG	170.6	13
9	20	O'YOUNG	165.8	13	72	TANIGUCHI	196.7	12	24	POULSEN	170.0	13
10	6	MULLER	165.1	11	17	NYKJAER	196.3	12	6	MULLER	169.2	11
11	72	TANIGUCHI	164.8	12	6	MULLER	196.0	10	18	BARTH	169.2	13
12	8	MENU	164.6	12	24	POULSEN	196.0	13	8	MENU	169.0	13
13	10	FARFUS	164.3	13	10	FARFUS	195.2	12	16	ROMANOV	169.0	13
14	15	ENGSTLER	164.3	10	8	MENU	194.9	12	10	FARFUS	168.7	14
15	7	HUFF	164.1	11	15	ENGSTLER	194.9	12	7	HUFF	168.4	12
16	16	ROMANOV	164.1	12	16	ROMANOV	194.9	13	21	BENNANI	168.2	12
17	21	BENNANI	164.1	12	7	HUFF	194.5	12	15	ENGSTLER	167.4	12
18	26	D'ASTE	163.3	12	11	PRIAULX	192.8	13	26	D'ASTE	167.1	15
19	11	PRIAULX	162.6	10	21	BENNANI	192.8	10	11	PRIAULX	166.4	14
20	25	HERNANDEZ	161.9	15	25	HERNANDEZ	192.5	13	25	HERNANDEZ	166.4	13
21	33	FABIANI	158.1	14	33	FABIANI	188.1	11	33	FABIANI	162.6	13



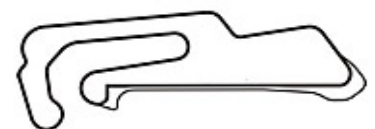
Weather/Track: Cloud 13C / Wet 17C

Circuit Length - 3.696 kilometres
Oschersleben

2010 FIA World Touring Car Championship Free Practice 2 - Best Sector Times Report

POS	SECTOR 1			SECTOR 2			SECTOR 3			NO	NAME	IDEAL/BEST LAP COMPARISON			
	NO	TIME	LAP	NO	TIME	LAP	NO	TIME	LAP			NO	IDEAL	BEST	LAP
1	6	37.378	12	6	32.576	10	8	27.340	12	6	MULLER	1:37.367	1:37.715	12	+ 0.348
2	8	37.611	12	10	32.839	13	6	27.413	10	8	MENU	1:37.829	1:37.886	12	+ 0.057
3	3	37.613	14	7	32.873	12	3	27.540	14	3	MONTEIRO	1:38.112	1:38.122	14	+ 0.010
4	4	37.620	9	8	32.878	13	11	27.575	15	4	GENE	1:38.405	1:38.405	9	+ 0.000
5	17	37.678	12	2	32.919	7	2	27.636	9	2	CORONEL	1:38.459	1:38.845	7	+ 0.386
6	1	37.812	11	4	32.955	9	17	27.642	11	7	HUFF	1:38.555	1:38.555	12	+ 0.000
7	2	37.904	9	3	32.959	13	15	27.738	13	17	NYKJAER	1:38.562	1:38.641	12	+ 0.079
8	7	37.942	12	11	33.050	14	7	27.740	12	11	PRIAULX	1:38.783	1:38.827	15	+ 0.044
9	15	38.032	12	18	33.067	11	26	27.785	15	10	FARFUS	1:38.862	1:39.405	14	+ 0.543
10	5	38.136	15	5	33.100	15	4	27.830	9	15	ENGSTLER	1:38.984	1:39.567	12	+ 0.583
11	26	38.136	14	1	33.149	10	10	27.872	12	1	TARQUINI	1:39.080	1:39.189	11	+ 0.109
12	10	38.151	13	15	33.214	12	24	27.902	13	26	D'ASTE	1:39.140	1:39.407	14	+ 0.267
13	11	38.158	15	26	33.219	12	21	27.999	13	5	MICHELISZ	1:39.375	1:39.725	15	+ 0.350
14	20	38.325	14	17	33.242	11	16	28.113	12	24	POULSEN	1:39.598	1:39.796	12	+ 0.198
15	24	38.349	12	20	33.313	14	1	28.119	12	18	BARTH	1:39.702	1:39.766	12	+ 0.064
16	25	38.439	15	24	33.347	12	18	28.120	12	20	O'YOUNG	1:39.761	1:39.761	14	+ 0.000
17	18	38.515	14	25	33.456	13	20	28.123	14	25	HERNANDEZ	1:40.117	1:40.261	15	+ 0.144
18	21	38.667	12	16	33.719	11	5	28.139	14	21	BENNANI	1:40.401	1:40.404	13	+ 0.003
19	72	38.955	12	21	33.735	13	25	28.222	13	16	ROMANOV	1:40.959	1:41.199	12	+ 0.240
20	16	39.127	11	72	34.703	13	72	28.237	13	72	TANIGUCHI	1:41.895	1:43.349	12	+ 1.454
21	33	41.706	14	33	37.430	13	33	30.680	14	33	FABIANI	1:49.816	1:50.493	14	+ 0.677

'Perfect Lap' - 1:37.294



Weather/Track: Cloud 13C / Wet 17C

Circuit Length - 3.696 kilometres
Oschersleben

**2010 FIA World Touring Car Championship
QUALIFYING 1 - PROVISIONAL CLASSIFICATION**

POS	NO	CLS DRIVER	NAT	CAR	TIME	LAPS	GAP	KPH
1	7	Robert HUFF	GBR	Chevrolet Cruze	1:35.518	5		139.29
2	1	Gabriele TARQUINI	ITA	SEAT Leon TDI	1:36.027	8	0.509	138.56
3	4	Jordi GENE	ESP	SEAT Leon TDI	1:36.071	8	0.553	138.49
4	6	Yvan MULLER	FRA	Chevrolet Cruze	1:36.111	8	0.593	138.44
5	5	Norbert MICHELISZ	HUN	SEAT Leon TDI	1:36.131	7	0.613	138.41
6	8	Alain MENU	SUI	Chevrolet Cruze	1:36.174	7	0.656	138.34
7	10	Augusto FARFUS	BRA	BMW 320si	1:36.228	8	0.710	138.27
8	11	Andy PRIAULX	GBR	BMW 320si	1:36.326	6	0.808	138.13
9	2	Tom CORONEL	NED	SEAT Leon TDI	1:36.509	5	0.991	137.86
10	3	Tiago MONTEIRO	POR	SEAT Leon TDI	1:36.537	5	1.019	137.82
11	17	Michel NYKJAER	DEN	SEAT Leon TDI	1:36.654	8	1.136	137.66
12	18	Fredy BARTH	SUI	SEAT Leon TDI	1:36.844	7	1.326	137.39
13	26	I Stefano D'ASTE	ITA	BMW 320si	1:36.881	8	1.363	137.34
14	25	I Sergio HERNANDEZ	ESP	BMW 320si	1:37.282	9	1.764	136.77
15	15	I Franz ENGSTLER	GER	BMW 320si	1:37.309	9	1.791	136.73
16	20	I Darryl O'YOUNG	HKG	Chevrolet Lacetti	1:37.532	9	2.014	136.42
17	24	I Kristian POULSEN	DEN	BMW 320si	1:37.579	10	2.061	136.35
18	21	I Mehdi BENNANI	MAR	BMW 320si	1:38.091	8	2.573	135.64
19	72	I Yukinori TANIGUCHI	JPN	Chevrolet Lacetti	1:38.203	8	2.685	135.49
20	16	I Andrei ROMANOV	RUS	BMW 320si	1:39.190	9	3.672	134.14
21	33	I Fabio FABIANI	ITA	BMW 320si	1:41.877	10	6.359	130.60

QUALIFICATION MAXIMA 1:42.204

Subject to technical scrutineering. For Media Information Purposes - No Regulatory Value.

Weather/Track: Cloud 17C / Dry 25C

Oschersleben

Circuit Length = 3.6960 km.

Start: 15:00 End: 15:23

Race Director:	Steward:	Timekeeper:	Issued at:
----------------	----------	-------------	------------

**2010 FIA World Touring Car Championship
QUALIFYING 1 RESULT**

POS	NO	CLS DRIVER	NAT	CAR	TIME	LAPS	GAP	KPH
1	7	Robert HUFF	GBR	Chevrolet Cruze	1:35.518	5		139.29
2	1	Gabriele TARQUINI	ITA	SEAT Leon TDI	1:36.027	8	0.509	138.56
3	4	Jordi GENE	ESP	SEAT Leon TDI	1:36.071	8	0.553	138.49
4	6	Yvan MULLER	FRA	Chevrolet Cruze	1:36.111	8	0.593	138.44
5	5	Norbert MICHELISZ	HUN	SEAT Leon TDI	1:36.131	7	0.613	138.41
6	8	Alain MENU	SUI	Chevrolet Cruze	1:36.174	7	0.656	138.34
7	10	Augusto FARFUS	BRA	BMW 320si	1:36.228	8	0.710	138.27
8	11	Andy PRIAULX	GBR	BMW 320si	1:36.326	6	0.808	138.13
9	2	Tom CORONEL	NED	SEAT Leon TDI	1:36.509	5	0.991	137.86
10	3	Tiago MONTEIRO	POR	SEAT Leon TDI	1:36.537	5	1.019	137.82
11	17	Michel NYKJAER	DEN	SEAT Leon TDI	1:36.654	8	1.136	137.66
12	18	Fredy BARTH	SUI	SEAT Leon TDI	1:36.844	7	1.326	137.39
13	26	I Stefano D'ASTE	ITA	BMW 320si	1:36.881	8	1.363	137.34
14	25	I Sergio HERNANDEZ	ESP	BMW 320si	1:37.282	9	1.764	136.77
15	15	I Franz ENGSTLER	GER	BMW 320si	1:37.309	9	1.791	136.73
16	20	I Darryl O'YOUNG	HKG	Chevrolet Lacetti	1:37.532	9	2.014	136.42
17	24	I Kristian POULSEN	DEN	BMW 320si	1:37.579	10	2.061	136.35
18	21	I Mehdi BENNANI	MAR	BMW 320si	1:38.091	8	2.573	135.64
19	72	I Yukinori TANIGUCHI	JPN	Chevrolet Lacetti	1:38.203	8	2.685	135.49
20	16	I Andrei ROMANOV	RUS	BMW 320si	1:39.190	9	3.672	134.14
21	33	I Fabio FABIANI	ITA	BMW 320si	1:41.877	10	6.359	130.60

QUALIFICATION MAXIMA 1:42.204

Oschersleben

Circuit Length = 3.6960 km.

Start: 15:00 End: 15:23

Weather/Track: Cloud 17C / Dry 25C

Steward:	Steward:	Steward:	Issued at:
----------	----------	----------	------------

2010 FIA World Touring Car Championship Qualifying 1 - Sector Analysis Report

Lap	S1 Time	S1 Spd	S2 Time	S2 Spd	S3 Time	S3 Spd	Lap Time	Pit	Lap	S1 Time	S1 Spd	S2 Time	S2 Spd	S3 Time	S3 Spd	Lap Time	Pit
1 TARQUINI ITA SEAT Leon TDI																	
1	10:58.780	156.2	40.252	124.8	34.336	170.3	12:13.368		6	3:23.052	156.0	44.222	107.8	35.134	146.9	4:42.408	
2	41.069	164.3	33.288	167.7	46.044		2:00.401	Pit	7	4:54.321	160.4	34.587	193.8	28.622	171.9	5:57.530	
3	2:46.944	157.4	36.113	190.4	28.239	172.2	3:51.296		8	36.498	168.7	32.530	198.8	26.999	172.5	1:36.027	
4	36.674	167.7	32.783	196.3	27.083	171.4	1:36.540										
5	36.785	168.7	32.922	197.8	44.729		1:54.436	Pit									
2 CORONEL NED SEAT Leon TDI																	
1	10:59.506	162.6	39.992	121.3	34.676	171.9	12:14.174		4	15:30.678	165.6	33.532	197.0	28.688	174.1	16:32.898	
2	36.682	167.9	32.614	198.1	27.213	171.1	1:36.509		5	36.281	169.0	35.448	185.5	29.626	146.5	1:41.355	
3	36.850	167.4	35.202	168.7	41.298		1:53.350	Pit									
3 MONTEIRO POR SEAT Leon TDI																	
1	11:01.035	154.0	39.745	118.4	38.259	171.9	12:19.039		4	38.630	162.4	34.931	195.6	42.976		1:56.537	Pit
2	36.754	167.1	32.754	197.8	27.029	172.5	1:36.537		5	5:43.291	146.9	37.303	127.0	28.785	172.2	6:49.379	
3	36.751	167.9	32.720	197.8	27.218	171.9	1:36.689										
4 GENE ESP SEAT Leon TDI																	
1	11:02.213	165.8	39.345	125.0	38.285	171.4	12:19.843		6	36.789	169.0	33.178	197.4	39.859		1:49.826	Pit
2	36.873	168.2	32.809	197.8	27.119	172.5	1:36.801		7	7:12.523	151.6	34.634	185.2	28.109	171.9	8:15.266	
3	37.877	139.7	34.763	170.3	44.006		1:56.646	Pit	8	36.554	167.9	32.580	198.1	26.937	172.8	1:36.071	
4	3:36.047	159.5	35.106	187.8	28.123	172.5	4:39.276										
5	36.645	169.2	32.800	196.0	27.125	172.8	1:36.570										
5 MICHELISZ HUN SEAT Leon TDI																	
1	14:51.751	147.7	39.429	187.1	27.670	173.3	15:58.850		5	2:11.314	160.9	35.104	197.0	27.422	174.4	3:13.840	
2	36.572	168.4	32.697	199.2	28.193	173.9	1:37.462		6	5:56.614	168.4	34.678	171.9	28.876	173.3	7:00.168	
3	36.629	167.4	1:17.552	197.0	27.654	172.5	2:21.835		7	36.302	168.4	32.860	198.8	26.969	173.0	1:36.131	
4	36.601	167.9	32.991	198.1	43.807		1:53.399	Pit									
6 MULLER FRA Chevrolet Cruze																	
1	10:51.856	152.1	40.026	153.8	30.015	171.4	12:01.897		6	36.340	165.3	32.823	196.7	26.948	171.7	1:36.111	
2	36.861	165.3	33.030	196.0	26.953	171.7	1:36.844		7	7:25.221	142.2	37.277	187.5	27.897	171.9	8:30.395	
3	36.789	165.3	32.856	196.0	27.089	171.1	1:36.734		8	36.472	166.1	33.622	196.7	43.334		1:53.428	Pit
4	36.869	165.3	32.990	196.7	46.469		1:56.328	Pit									
5	4:54.136	155.8	36.077	173.6	28.537	172.8	5:58.750										
7 HUFF GBR Chevrolet Cruze																	
1	10:55.661	156.9	39.390	165.1	30.850	171.9	12:05.901		4	16:23.131	158.1	36.040	190.4	28.313	173.0	17:27.484	
2	36.308	166.4	32.503	197.4	26.707	172.5	1:35.518		5	36.261	166.6	36.018	191.8	40.528		1:52.807	Pit
3	36.800	166.1	33.339	187.5	41.168		1:51.307	Pit									



Weather/Track: Cloud 17C / Dry 25C

Circuit Length - 3.696 kilometres
Oschersleben

2010 FIA World Touring Car Championship Qualifying 1 - Sector Analysis Report

Lap	S1 Time	S1 Spd	S2 Time	S2 Spd	S3 Time	S3 Spd	Lap Time	Pit	Lap	S1 Time	S1 Spd	S2 Time	S2 Spd	S3 Time	S3 Spd	Lap Time	Pit
8 MENU SUI Chevrolet Cruze																	
1	10:58.263	149.3	39.574	129.3	33.698	171.1	12:11.535		5	36.894	166.6	32.665	197.0	26.937	170.8	1:36.496	
2	36.574	167.1	32.629	197.0	27.173	171.4	1:36.376		6	6:06.784	152.9	36.338	179.4	28.573	173.0	7:11.695	
3	38.670	162.6	35.185	186.2	40.151		1:54.006	Pit	7	36.436	167.1	32.500	197.0	27.238	172.5	1:36.174	
4	6:46.727	138.1	37.480	150.2	28.932	172.8	7:53.139										
10 FARFUS BRA BMW 320si																	
1	11:04.085	120.4	35.616	192.1	28.775	170.6	12:08.476		6	37.061	164.1	33.371	194.2	39.853		1:50.285	Pit
2	36.853	164.1	32.815	195.6	36.949		1:46.617	Pit	7	2:43.641	159.0	35.510	158.1	27.938	171.4	3:47.089	
3	1:54.232	163.6	33.357	194.5	27.277	171.1	2:54.866		8	7:36.706	132.8	33.533	196.0	27.180	171.7	8:37.419	
4	36.688	164.1	32.556	194.9	26.984	170.3	1:36.228										
5	36.529	164.3	32.699	195.2	27.074	169.8	1:36.302										
11 PRIAULX GBR BMW 320si																	
1	11:03.059	158.5	35.221	187.8	28.978	170.0	12:07.258		5	36.647	164.6	32.652	194.9	27.027	169.5	1:36.326	
2	36.634	163.8	32.626	195.6	27.196	170.0	1:36.456		6	36.569	164.6	32.842	194.5	35.421		1:44.832	Pit
3	36.690	164.6	32.614	196.0	40.669		1:49.973	Pit									
4	2:32.640	150.2	34.627	190.4	27.236	169.5	3:34.503										
15 ENGSTLER GER BMW 320si I																	
1	11:06.320	160.4	35.174	180.9	32.961	169.8	12:14.455		6	36.888	163.6	33.138	192.8	27.283	169.0	1:37.309	
2	37.332	161.4	33.115	194.5	27.218	169.8	1:37.665		7	37.099	161.9	33.175	193.2	27.433	168.7	1:37.707	
3	37.149	162.8	33.305	193.2	27.881	167.7	1:38.335		8	5:41.624	161.1	33.598	195.2	29.520	170.8	6:44.742	
4	37.564	162.4	33.380	192.8	40.200		1:51.144	Pit	9	37.145	164.8	33.323	194.5	27.315	170.0	1:37.783	
5	4:06.705	158.8	34.147	190.8	28.009	169.0	5:08.861										
16 ROMANOV RUS BMW 320si I																	
1	11:06.669	162.6	35.993	130.2	32.872	170.8	12:15.534		6	37.737	163.8	33.667	191.8	27.931	166.1	1:39.335	
2	37.954	164.3	33.535	194.5	27.701	169.8	1:39.190		7	38.512	163.8	40.183	174.1	34.836	165.1	1:53.531	
3	43.737	162.8	33.786	193.8	28.046	167.4	1:45.569		8	4:55.844	141.3	36.545	153.6	29.184	169.8	6:01.573	
4	37.974	163.1	33.710	193.8	44.688		1:56.372	Pit	9	37.215	163.3	34.743	182.7	53.453		2:05.411	Pit
5	4:03.723	158.1	34.984	191.8	27.779	169.2	5:06.486										
17 NYKJAER DEN SEAT Leon TDI																	
1	11:29.109	155.3	37.860	189.4	27.736	171.1	12:34.705		6	36.584	168.4	32.795	198.1	27.275	172.8	1:36.654	
2	37.119	165.8	33.129	196.7	29.250	171.7	1:39.498		7	6:43.695	114.5	41.339	164.3	28.758	172.2	7:53.792	
3	36.893	166.1	33.231	197.0	27.232	171.9	1:37.356		8	36.795	166.6	37.739	192.1	47.516		2:02.050	Pit
4	37.885	166.4	33.590	196.3	42.883		1:54.358	Pit									
5	4:20.908	146.5	36.367	165.8	28.382	172.8	5:25.657										



Weather/Track: Cloud 17C / Dry 25C

Circuit Length - 3.696 kilometres
Oschersleben

2010 FIA World Touring Car Championship Qualifying 1 - Sector Analysis Report

Lap	S1 Time	S1 Spd	S2 Time	S2 Spd	S3 Time	S3 Spd	Lap Time	Pit	Lap	S1 Time	S1 Spd	S2 Time	S2 Spd	S3 Time	S3 Spd	Lap Time	Pit
18 BARTH									SUI SEAT Leon TDI								
1	11:03.630	145.1	38.503	118.9	38.255	171.9	12:20.388		5	36.680	168.4	32.710	197.4	27.454	171.4	1:36.844	
2	36.879	168.4	32.946	197.8	27.280	172.2	1:37.105		6	36.865	168.7	33.174	198.5	45.515		1:55.554	Pit
3	36.956	166.9	32.876	197.8	41.556		1:51.388	Pit	7	7:49.438	163.6	33.783	195.6	27.887	171.4	8:51.108	
4	2:48.150	167.7	34.199	180.3	27.453	172.5	3:49.802										
20 O'YOUNG									HKG Chevrolet Lacetti								
1	11:36.871	151.8	35.530	161.9	27.924	168.7	12:40.325		6	36.777	167.4	33.359	193.5	27.783	171.9	1:37.919	
2	36.920	165.6	33.090	197.4	27.522	169.5	1:37.532		7	36.906	166.6	35.261	166.9	30.541	172.5	1:42.708	
3	44.381	137.7	38.994	160.9	29.333	171.1	1:52.708		8	4:58.992	165.6	34.517	197.8	29.037	171.9	6:02.546	
4	38.196	149.3	38.727	174.4	45.785		2:02.708	Pit	9	36.819	166.6	33.025	197.0	28.290	171.7	1:38.134	
5	3:45.005	137.5	37.674	172.2	28.426	170.8	4:51.105										
21 BENNANI									MAR BMW 320si								
1	11:14.406	161.4	35.511	141.5	34.254	167.9	12:24.171		6	37.355	164.6	33.488	194.9	44.608		1:55.451	Pit
2	37.519	164.3	33.150	194.9	27.469	167.9	1:38.138		7	7:56.285	164.1	34.255	194.5	28.413	168.2	8:58.953	
3	38.063	162.1	33.618	193.5	40.588		1:52.269	Pit	8	37.198	165.3	33.371	194.5	27.522	168.4	1:38.091	
4	2:37.933	162.8	33.933	189.8	28.205	167.7	3:40.071										
5	37.587	164.3	33.259	193.2	27.564	166.6	1:38.410										
24 POULSEN									DEN BMW 320si								
1	11:12.842	161.4	36.064	152.1	33.687	169.2	12:22.593		7	37.241	165.3	34.775	193.8	27.313	170.0	1:39.329	
2	37.296	165.8	33.247	196.3	27.444	171.1	1:37.987		8	37.011	165.6	33.888	183.3	28.660	169.0	1:39.559	
3	37.236	164.3	33.302	195.2	27.256	170.6	1:37.794		9	4:59.270	148.5	37.143	152.9	28.563	171.4	6:04.976	
4	37.241	165.8	33.492	195.2	27.427	170.3	1:38.160		10	37.056	167.7	33.081	196.7	27.442	171.1	1:37.579	
5	37.475	164.8	34.149	193.2	42.764		1:54.388	Pit									
6	2:44.591	161.6	37.326	133.4	28.189	169.0	3:50.106										
25 HERNANDEZ									ESP BMW 320si								
1	11:09.103	161.4	36.273	160.0	35.993	166.9	12:21.369		6	3:13.752	160.4	34.270	189.8	27.828	167.7	4:15.850	
2	37.090	162.6	33.067	193.5	27.422	168.2	1:37.579		7	37.422	161.9	32.952	191.1	27.185	168.2	1:37.559	
3	37.187	162.1	33.091	191.8	27.304	167.9	1:37.582		8	6:25.496	161.6	34.268	189.8	30.477	168.7	7:30.241	
4	37.410	161.9	33.083	193.8	27.473	167.9	1:37.966		9	37.210	163.1	32.950	193.2	27.122	169.2	1:37.282	
5	38.258	161.6	33.907	189.1	39.435		1:51.600	Pit									
26 D'ASTE									ITA BMW 320si								
1	11:07.171	160.4	34.857	186.8	32.968	169.2	12:14.996		6	37.127	161.4	45.600	156.9	37.739		2:00.466	Pit
2	37.271	161.4	33.042	195.6	27.474	167.4	1:37.787		7	6:32.365	160.2	33.521	190.8	28.759	167.9	7:34.645	
3	37.401	162.1	33.650	192.1	41.981		1:53.032	Pit	8	36.973	162.8	32.815	195.2	27.093	168.4	1:36.881	
4	4:10.811	101.3	48.252	101.3	29.212	166.9	5:28.275										
5	37.086	162.1	32.962	194.2	32.763	165.3	1:42.811										



Weather/Track: Cloud 17C / Dry 25C

Circuit Length - 3.696 kilometres
Oschersleben

2010 FIA World Touring Car Championship Qualifying 1 - Sector Analysis Report

Lap	S1 Time	S1 Spd	S2 Time	S2 Spd	S3 Time	S3 Spd	Lap Time	Pit	Lap	S1 Time	S1 Spd	S2 Time	S2 Spd	S3 Time	S3 Spd	Lap Time	Pit
33 FABIANI									ITA BMW 320si								
1	11:16.509	155.3	36.703	188.4	33.188	161.4	12:26.400		7	38.388	158.3	34.932	191.1	28.610	162.8	1:41.930	
2	38.868	157.4	34.970	190.1	28.586	162.6	1:42.424		8	1:08.247	138.2	39.908	167.9	30.300	162.8	2:18.455	
3	39.676	156.7	35.119	190.4	29.289	161.6	1:44.084		9	5:56.901	154.9	36.539	190.8	29.382	163.1	7:02.822	
4	1:08.531	146.7	35.831	190.8	28.832	163.3	2:13.194		10	38.805	158.3	35.304	190.1	28.711	163.3	1:42.820	
5	38.729	158.5	34.685	190.4	28.463	161.9	1:41.877										
6	38.773	156.7	35.115	189.8	29.221	162.6	1:43.109										
72 TANIGUCHI									JPN Chevrolet Lacetti								
1	11:37.560	144.3	35.537	155.3	28.072	171.4	12:41.169		6	4:09.475	162.6	36.655	176.4	27.558	170.8	5:13.688	
2	37.359	163.8	33.818	195.2	27.682	171.7	1:38.859		7	6:06.396	145.5	37.347	145.9	31.152	171.9	7:14.895	
3	39.134	165.3	33.712	195.2	27.955	169.8	1:40.801		8	36.934	165.8	33.856	193.5	27.413	172.5	1:38.203	
4	39.600	164.8	34.064	197.4	27.662	170.8	1:41.326										
5	37.537	164.8	34.247	194.5	1:05.747		2:17.531	Pit									

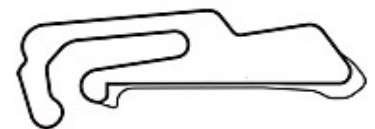


Weather/Track: Cloud 17C / Dry 25C

Circuit Length - 3.696 kilometres
Oschersleben

2010 FIA World Touring Car Championship Qualifying 1 - Best Sector Speeds Report

SECTOR 1				SECTOR 2				SECTOR 3				
POS	NO	NAME	SPEED	LAP	NO	NAME	SPEED	LAP	NO	NAME	SPEED	LAP
1	4	GENE	169.2	5	5	MICHELISZ	199.2	2	5	MICHELISZ	174.4	5
2	2	CORONEL	169.0	5	1	TARQUINI	198.8	8	2	CORONEL	174.1	4
3	1	TARQUINI	168.7	5	18	BARTH	198.5	6	7	HUFF	173.0	4
4	18	BARTH	168.7	6	2	CORONEL	198.1	2	8	MENU	173.0	6
5	5	MICHELISZ	168.4	2	4	GENE	198.1	8	4	GENE	172.8	5
6	17	NYKJAER	168.4	6	17	NYKJAER	198.1	6	6	MULLER	172.8	5
7	3	MONTEIRO	167.9	3	3	MONTEIRO	197.8	2	17	NYKJAER	172.8	5
8	24	POULSEN	167.7	10	20	O'YOUNG	197.8	8	1	TARQUINI	172.5	8
9	20	O'YOUNG	167.4	6	7	HUFF	197.4	2	3	MONTEIRO	172.5	2
10	8	MENU	167.1	2	72	TANIGUCHI	197.4	4	18	BARTH	172.5	4
11	7	HUFF	166.6	5	8	MENU	197.0	2	20	O'YOUNG	172.5	7
12	6	MULLER	166.1	8	6	MULLER	196.7	4	72	TANIGUCHI	172.5	8
13	72	TANIGUCHI	165.8	8	24	POULSEN	196.7	10	10	FARFUS	171.7	8
14	21	BENNANI	165.3	8	10	FARFUS	196.0	8	24	POULSEN	171.4	9
15	15	ENGSTLER	164.8	9	11	PRIAULX	196.0	3	15	ENGSTLER	170.8	8
16	11	PRIAULX	164.6	3	26	D'ASTE	195.6	2	16	ROMANOV	170.8	1
17	10	FARFUS	164.3	5	15	ENGSTLER	195.2	8	11	PRIAULX	170.0	1
18	16	ROMANOV	164.3	2	21	BENNANI	194.9	2	25	HERNANDEZ	169.2	9
19	25	HERNANDEZ	163.1	9	16	ROMANOV	194.5	2	26	D'ASTE	169.2	1
20	26	D'ASTE	162.8	8	25	HERNANDEZ	193.8	4	21	BENNANI	168.4	8
21	33	FABIANI	158.5	5	33	FABIANI	191.1	7	33	FABIANI	163.3	4



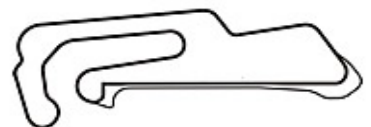
Weather/Track: Cloud 17C / Dry 25C

Circuit Length - 3.696 kilometres
Oschersleben

2010 FIA World Touring Car Championship Qualifying 1 - Best Sector Times Report

POS	SECTOR 1			SECTOR 2			SECTOR 3			IDEAL/BEST LAP COMPARISON					
	NO	TIME	LAP	NO	TIME	LAP	NO	TIME	LAP	NO	NAME	IDEAL	BEST	LAP	DIFF
1	7	36.261	5	8	32.500	7	7	26.707	2	7	HUFF	1:35.471	1:35.518	2	+ 0.047
2	2	36.281	5	7	32.503	2	4	26.937	8	8	MENU	1:35.873	1:36.174	7	+ 0.301
3	5	36.302	7	1	32.530	8	8	26.937	5	5	MICHELISZ	1:35.968	1:36.131	7	+ 0.163
4	6	36.340	6	10	32.556	4	6	26.948	6	1	TARQUINI	1:36.027	1:36.027	8	+ 0.000
5	8	36.436	7	4	32.580	8	5	26.969	7	10	FARFUS	1:36.069	1:36.228	4	+ 0.159
6	1	36.498	8	2	32.614	2	10	26.984	4	4	GENE	1:36.071	1:36.071	8	+ 0.000
7	10	36.529	5	11	32.614	3	1	26.999	8	2	CORONEL	1:36.108	1:36.509	2	+ 0.401
8	4	36.554	8	5	32.697	2	11	27.027	5	6	MULLER	1:36.111	1:36.111	6	+ 0.000
9	11	36.569	6	18	32.710	5	3	27.029	2	11	PRIAULX	1:36.210	1:36.326	5	+ 0.116
10	17	36.584	6	3	32.720	3	26	27.093	8	3	MONTEIRO	1:36.500	1:36.537	2	+ 0.037
11	18	36.680	5	17	32.795	6	25	27.122	9	17	NYKJAER	1:36.611	1:36.654	6	+ 0.043
12	3	36.751	3	26	32.815	8	2	27.213	2	18	BARTH	1:36.670	1:36.844	5	+ 0.174
13	20	36.777	6	6	32.823	6	15	27.218	2	26	D'ASTE	1:36.881	1:36.881	8	+ 0.000
14	15	36.888	6	25	32.950	9	17	27.232	3	25	HERNANDEZ	1:37.162	1:37.282	9	+ 0.120
15	72	36.934	8	20	33.025	9	24	27.256	3	15	ENGSTLER	1:37.221	1:37.309	6	+ 0.088
16	26	36.973	8	24	33.081	10	18	27.280	2	20	O'YOUNG	1:37.324	1:37.532	2	+ 0.208
17	24	37.011	8	15	33.115	2	72	27.413	8	24	POULSEN	1:37.348	1:37.579	10	+ 0.231
18	25	37.090	2	21	33.150	2	21	27.469	2	21	BENNANI	1:37.817	1:38.091	8	+ 0.274
19	21	37.198	8	16	33.535	2	20	27.522	2	72	TANIGUCHI	1:38.059	1:38.203	8	+ 0.144
20	16	37.215	9	72	33.712	3	16	27.701	2	16	ROMANOV	1:38.451	1:39.190	2	+ 0.739
21	33	38.388	7	33	34.685	5	33	28.463	5	33	FABIANI	1:41.536	1:41.877	5	+ 0.341

'Perfect Lap' - 1:35.468



Weather/Track: Cloud 17C / Dry 25C

Circuit Length - 3.696 kilometres
Oschersleben

**2010 FIA World Touring Car Championship
QUALIFYING 2 - PROVISIONAL CLASSIFICATION**

POS	NO	CLS DRIVER	NAT	CAR	TIME	LAPS	GAP	KPH
1	10	Augusto FARFUS	BRA	BMW 320si	1:38.070	3		135.67
2	7	Robert HUFF	GBR	Chevrolet Cruze	1:38.176	3	0.106	135.52
3	11	Andy PRIAULX	GBR	BMW 320si	1:38.186	3	0.116	135.51
4	8	Alain MENU	SUI	Chevrolet Cruze	1:38.445	3	0.375	135.15
5	5	Norbert MICHELISZ	HUN	SEAT Leon TDI	1:38.634	3	0.564	134.89
6	1	Gabriele TARQUINI	ITA	SEAT Leon TDI	1:38.796	3	0.726	134.67
7	2	Tom CORONEL	NED	SEAT Leon TDI	1:38.810	3	0.740	134.65
8	6	Yvan MULLER	FRA	Chevrolet Cruze	1:38.869	3	0.799	134.57
9	4	Jordi GENE	ESP	SEAT Leon TDI	1:39.994	3	1.924	133.06

Subject to technical scrutineering. For Media Information Purposes - No Regulatory Value.

Weather/Track: Rain 13C / Wet 16C

Oschersleben

Circuit Length = 3.6960 km.

Start: 15:30 End: 15:49

Race Director:	Steward:	Timekeeper:	Issued at:
----------------	----------	-------------	------------

**2010 FIA World Touring Car Championship
QUALIFYING 2 RESULT**

POS	NO	CLS DRIVER	NAT	CAR	TIME	LAPS	GAP	KPH
1	10	Augusto FARFUS	BRA	BMW 320si	1:38.070	3		135.67
2	7	Robert HUFF	GBR	Chevrolet Cruze	1:38.176	3	0.106	135.52
3	11	Andy PRIAULX	GBR	BMW 320si	1:38.186	3	0.116	135.51
4	8	Alain MENU	SUI	Chevrolet Cruze	1:38.445	3	0.375	135.15
5	5	Norbert MICHELISZ	HUN	SEAT Leon TDI	1:38.634	3	0.564	134.89
6	1	Gabriele TARQUINI	ITA	SEAT Leon TDI	1:38.796	3	0.726	134.67
7	2	Tom CORONEL	NED	SEAT Leon TDI	1:38.810	3	0.740	134.65
8	6	Yvan MULLER	FRA	Chevrolet Cruze	1:38.869	3	0.799	134.57
9	4	Jordi GENE	ESP	SEAT Leon TDI	1:39.994	3	1.924	133.06

Oschersleben

Circuit Length = 3.6960 km.

Start: 15:30 End: 15:49

Weather/Track: Rain 13C / Wet 16C

Steward:	Steward:	Steward:	Issued at:
----------	----------	----------	------------

2010 FIA World Touring Car Championship Qualifying 2 - Sector Analysis Report

Lap	S1 Time	S1 Spd	S2 Time	S2 Spd	S3 Time	S3 Spd	Lap Time	Pit	Lap	S1 Time	S1 Spd	S2 Time	S2 Spd	S3 Time	S3 Spd	Lap Time	Pit
1 TARQUINI ITA SEAT Leon TDI																	
1	15:52.587	164.3	34.710	168.4	29.709	173.0	16:57.006		3	36.853	168.4	32.653	198.5	29.290	171.7	1:38.796	
2	36.608	169.5	32.523	198.5	30.438	171.4	1:39.569										
2 CORONEL NED SEAT Leon TDI																	
1	15:53.669	164.8	34.808	188.4	29.634	172.5	16:58.111		3	40.141	152.3	35.203	184.3	40.067		1:55.411	Pit
2	36.656	168.2	32.675	198.5	29.479	172.2	1:38.810										
4 GENE ESP SEAT Leon TDI																	
1	15:55.072	165.6	34.055	193.8	30.616	172.5	16:59.743		3	39.117	150.8	35.609	137.0	31.436	173.3	1:46.162	
2	36.763	167.9	33.132	198.8	30.099	171.1	1:39.994										
5 MICHELISZ HUN SEAT Leon TDI																	
1	15:57.800	166.4	35.212	184.3	32.580	175.8	17:05.592		3	36.584	168.4	33.031	200.3	29.019	173.9	1:38.634	
2	36.569	168.4	32.511	200.0	30.288	173.3	1:39.368										
6 MULLER FRA Chevrolet Cruze																	
1	15:46.542	160.9	35.128	190.8	28.048	172.5	16:49.718		3	37.003	164.6	32.756	197.0	29.204	171.4	1:38.963	
2	36.466	166.1	32.564	197.0	29.839	171.1	1:38.869										
7 HUFF GBR Chevrolet Cruze																	
1	15:50.111	166.1	34.192	193.8	28.510	173.3	16:52.813		3	36.736	166.1	32.658	197.0	28.782	172.5	1:38.176	
2	36.529	166.9	32.750	196.7	30.547	171.7	1:39.826										
8 MENU SUI Chevrolet Cruze																	
1	15:52.161	161.9	34.596	187.5	28.772	173.3	16:55.529		3	36.673	166.6	32.727	197.4	29.045	170.8	1:38.445	
2	36.444	166.4	32.495	197.4	29.511	171.7	1:38.450										
10 FARFUS BRA BMW 320si																	
1	15:56.745	145.7	34.168	189.8	32.493	170.8	17:03.406		3	36.665	165.1	32.785	196.0	28.818	169.8	1:38.268	
2	36.516	165.8	32.495	197.8	29.059	170.8	1:38.070										
11 PRIAULX GBR BMW 320si																	
1	15:56.187	159.5	33.949	195.2	31.625	170.6	17:01.761		3	37.079	163.6	34.391	175.6	38.183		1:49.653	Pit
2	36.681	164.6	32.644	196.3	28.861	169.5	1:38.186										



Weather/Track: Rain 13C / Wet 16C

Circuit Length - 3.696 kilometres
Oschersleben

2010 FIA World Touring Car Championship Qualifying 2 - Best Sector Speeds Report

SECTOR 1				SECTOR 2				SECTOR 3				
POS	NO	NAME	SPEED	LAP	NO	NAME	SPEED	LAP	NO	NAME	SPEED	LAP
1	1	TARQUINI	169.5	2	5	MICHELISZ	200.3	3	5	MICHELISZ	175.8	1
2	5	MICHELISZ	168.4	2	4	GENE	198.8	2	4	GENE	173.3	3
3	2	CORONEL	168.2	2	1	TARQUINI	198.5	2	7	HUFF	173.3	1
4	4	GENE	167.9	2	2	CORONEL	198.5	2	8	MENU	173.3	1
5	7	HUFF	166.9	2	10	FARFUS	197.8	2	1	TARQUINI	173.0	1
6	8	MENU	166.6	3	8	MENU	197.4	2	2	CORONEL	172.5	1
7	6	MULLER	166.1	2	6	MULLER	197.0	2	6	MULLER	172.5	1
8	10	FARFUS	165.8	2	7	HUFF	197.0	3	10	FARFUS	170.8	1
9	11	PRIAULX	164.6	2	11	PRIAULX	196.3	2	11	PRIAULX	170.6	1



Weather/Track: Rain 13C / Wet 16C

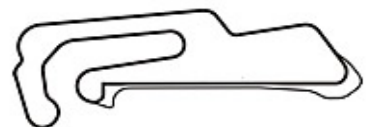


Circuit Length - 3.696 kilometres
Oschersleben

2010 FIA World Touring Car Championship Qualifying 2 - Best Sector Times Report

POS	NO	SECTOR 1		SECTOR 2		SECTOR 3		IDEAL/BEST LAP COMPARISON							
		TIME	LAP	NO	TIME	LAP	NO	TIME	LAP	NO	NAME	IDEAL	BEST	LAP	DIFF
1	8	36.444	2	8	32.495	2	6	28.048	1	6	MULLER	1:37.078	1:38.869	2	+ 1.791
2	6	36.466	2	10	32.495	2	7	28.510	1	7	HUFF	1:37.697	1:38.176	3	+ 0.479
3	10	36.516	2	5	32.511	2	8	28.772	1	8	MENU	1:37.711	1:38.445	3	+ 0.734
4	7	36.529	2	1	32.523	2	10	28.818	3	10	FARFUS	1:37.829	1:38.070	2	+ 0.241
5	5	36.569	2	6	32.564	2	11	28.861	2	5	MICHELISZ	1:38.099	1:38.634	3	+ 0.535
6	1	36.608	2	11	32.644	2	5	29.019	3	11	PRIAULX	1:38.186	1:38.186	2	+ 0.000
7	2	36.656	2	7	32.658	3	1	29.290	3	1	TARQUINI	1:38.421	1:38.796	3	+ 0.375
8	11	36.681	2	2	32.675	2	2	29.479	2	2	CORONEL	1:38.810	1:38.810	2	+ 0.000
9	4	36.763	2	4	33.132	2	4	30.099	2	4	GENE	1:39.994	1:39.994	2	+ 0.000

'Perfect Lap' - 1:36.987



Weather/Track: Rain 13C / Wet 16C

Circuit Length - 3.696 kilometres
Oschersleben

**2010 FIA World Touring Car Championship
COMBINED QUALIFYING RESULT**

POS	NO	CLS	DRIVER	NAT	CAR	Q1	Q2
1	10		Augusto FARFUS	BRA	BMW 320si	1:36.228	1:38.070
2	7		Robert HUFF	GBR	Chevrolet Cruze	1:35.518	1:38.176
3	11		Andy PRIAULX	GBR	BMW 320si	1:36.326	1:38.186
4	8		Alain MENU	SUI	Chevrolet Cruze	1:36.174	1:38.445
5	5		Norbert MICHELISZ	HUN	SEAT Leon TDI	1:36.131	1:38.634
6	1		Gabriele TARQUINI	ITA	SEAT Leon TDI	1:36.027	1:38.796
7	2		Tom CORONEL	NED	SEAT Leon TDI	1:36.509	1:38.810
8	6		Yvan MULLER	FRA	Chevrolet Cruze	1:36.111	1:38.869
9	4		Jordi GENE	ESP	SEAT Leon TDI	1:36.071	1:39.994
10	3		Tiago MONTEIRO	POR	SEAT Leon TDI	1:36.537	N / S
11	17		Michel NYKJAER	DEN	SEAT Leon TDI	1:36.654	
12	18		Fredy BARTH	SUI	SEAT Leon TDI	1:36.844	
13	26	I	Stefano D'ASTE	ITA	BMW 320si	1:36.881	
14	25	I	Sergio HERNANDEZ	ESP	BMW 320si	1:37.282	
15	15	I	Franz ENGSTLER	GER	BMW 320si	1:37.309	
16	20	I	Darryl O'YOUNG	HKG	Chevrolet Lacetti	1:37.532	
17	24	I	Kristian POULSEN	DEN	BMW 320si	1:37.579	
18	21	I	Mehdi BENNANI	MAR	BMW 320si	1:38.091	
19	72	I	Yukinori TANIGUCHI	JPN	Chevrolet Lacetti	1:38.203	
20	16	I	Andrei ROMANOV	RUS	BMW 320si	1:39.190	
21	33	I	Fabio FABIANI	ITA	BMW 320si	1:41.877	

QUALIFICATION MAXIMA 1:42.204

Oschersleben

Circuit Length = 3.6960 km.

Start: End:

Steward:	Steward:	Steward:	Issued at:
----------	----------	----------	------------

**2010 FIA World Touring Car Championship
WARM UP**

POS	NO	CLS	DRIVER	NAT	CAR	TIME	LAPS	GAP	KPH
1	7		Robert HUFF	GBR	Chevrolet Cruze	1:36.156	9		138.37
2	8		Alain MENU	SUI	Chevrolet Cruze	1:36.302	9	0.146	138.16
3	6		Yvan MULLER	FRA	Chevrolet Cruze	1:36.394	9	0.238	138.03
4	1		Gabriele TARQUINI	ITA	SEAT Leon TDI	1:36.466	8	0.310	137.93
5	11		Andy PRIAULX	GBR	BMW 320si	1:36.516	4	0.360	137.85
6	5		Norbert MICHELISZ	HUN	SEAT Leon TDI	1:36.528	7	0.372	137.84
7	10		Augusto FARFUS	BRA	BMW 320si	1:36.556	9	0.400	137.80
8	18		Fredy BARTH	SUI	SEAT Leon TDI	1:36.848	8	0.692	137.38
9	2		Tom CORONEL	NED	SEAT Leon TDI	1:36.947	9	0.791	137.24
10	4		Jordi GENE	ESP	SEAT Leon TDI	1:36.992	6	0.836	137.18
11	3		Tiago MONTEIRO	POR	SEAT Leon TDI	1:37.434	9	1.278	136.56
12	25	I	Sergio HERNANDEZ	ESP	BMW 320si	1:37.480	8	1.324	136.49
13	17		Michel NYKJAER	DEN	SEAT Leon TDI	1:37.582	9	1.426	136.35
14	20	I	Darryl O'YOUNG	HKG	Chevrolet Lacetti	1:37.628	9	1.472	136.28
15	15	I	Franz ENGSTLER	GER	BMW 320si	1:37.768	8	1.612	136.09
16	26	I	Stefano D'ASTE	ITA	BMW 320si	1:37.986	3	1.830	135.79
17	21	I	Mehdi BENNANI	MAR	BMW 320si	1:38.190	9	2.034	135.50
18	24	I	Kristian POULSEN	DEN	BMW 320si	1:38.197	9	2.041	135.49
19	72	I	Yukinori TANIGUCHI	JPN	Chevrolet Lacetti	1:38.706	9	2.550	134.80
20	16	I	Andrei ROMANOV	RUS	BMW 320si	1:38.770	9	2.614	134.71
21	33	I	Fabio FABIANI	ITA	BMW 320si	1:42.494	8	6.338	129.81

For Media Information Purposes - No Regulatory Value.

Weather/Track: Mist 7C / Dry 10C

Oschersleben

Circuit Length = 3.6960 km.

Start: 08:30 End: 08:45

Race Director:	Steward:	Timekeeper:	Issued at:
----------------	----------	-------------	------------

2010 FIA World Touring Car Championship

Warm Up - Sector Analysis Report

Lap	S1 Time	S1 Spd	S2 Time	S2 Spd	S3 Time	S3 Spd	Lap Time	Pit	Lap	S1 Time	S1 Spd	S2 Time	S2 Spd	S3 Time	S3 Spd	Lap Time	Pit
1 TARQUINI ITA SEAT Leon TDI																	
1	11:36.033	139.1	38.934	161.4	46.005		13:00.972	Pit	6	36.593	169.0	34.348	198.5	30.765	136.3	1:41.706	
2	2:43.301	166.6	33.980	194.9	27.596	171.7	3:44.877		7	38.156	167.1	32.962	198.1	28.252	172.8	1:39.370	
3	36.628	168.4	32.900	197.0	26.938	173.3	1:36.466		8	36.788	169.5	32.796	198.8	27.159	172.8	1:36.743	
4	36.671	168.4	34.717	183.6	27.842	172.2	1:39.230										
5	36.607	169.0	33.387	197.8	27.158	171.7	1:37.152										
2 CORONEL NED SEAT Leon TDI																	
1	12:01.039	135.8	39.175	182.4	30.676	172.8	13:10.890		6	36.622	168.2	34.253	198.1	27.183	173.6	1:38.058	
2	38.420	165.3	37.527	192.5	28.203	173.3	1:44.150		7	36.774	167.1	33.143	198.5	27.311	173.3	1:37.228	
3	36.768	168.2	32.803	197.8	27.606	173.0	1:37.177		8	36.737	168.4	32.906	198.8	27.304	172.5	1:36.947	
4	36.572	167.9	33.213	197.8	27.224	172.8	1:37.009		9	36.671	168.4	32.904	197.4	27.444	172.2	1:37.019	
5	36.590	169.0	33.517	178.5	27.446	173.6	1:37.553										
3 MONTEIRO POR SEAT Leon TDI																	
1	11:59.742	136.3	38.931	163.6	30.837	163.1	13:09.510		6	36.754	168.4	33.611	198.1	27.567	173.6	1:37.932	
2	41.828	164.1	37.268	172.5	29.354	166.9	1:48.450		7	36.662	167.9	33.006	198.5	28.464	150.8	1:38.132	
3	39.780	166.1	37.202	165.3	33.701	171.9	1:50.683		8	37.939	167.7	33.114	196.7	27.484	172.8	1:38.537	
4	36.955	166.4	33.090	197.0	27.389	172.5	1:37.434		9	37.031	167.1	32.995	196.3	27.438	171.9	1:37.464	
5	36.886	167.9	33.556	194.5	27.439	173.6	1:37.881										
4 GENE ESP SEAT Leon TDI																	
1	13:11.050	132.6	37.636	191.4	29.012	171.7	14:17.698		5	40.205	162.8	33.999	197.8	45.193		1:59.397	Pit
2	37.321	165.3	33.093	197.8	28.697	172.5	1:39.111		6	3:17.992	167.1	35.869	174.7	28.889	173.0	4:22.750	
3	37.073	167.9	33.230	196.7	27.830	173.6	1:38.133										
4	36.687	168.7	32.955	197.8	27.350	173.3	1:36.992										
5 MICHELISZ HUN SEAT Leon TDI																	
1	11:02.657	164.3	37.196	178.8	46.156		12:26.009	Pit	5	36.475	169.8	35.932	200.0	27.396	175.6	1:39.803	
2	2:33.231	167.4	33.889	199.2	27.539	174.4	3:34.659		6	36.586	169.2	32.952	200.3	27.222	174.7	1:36.760	
3	36.500	168.7	32.854	199.6	27.174	176.1	1:36.528		7	36.841	169.2	33.145	198.8	27.450	174.4	1:37.436	
4	36.792	169.8	33.252	200.0	27.165	175.3	1:37.209										
6 MULLER FRA Chevrolet Cruze																	
1	10:53.794	149.1	36.795	182.4	33.134	136.3	12:03.723		6	36.687	164.8	34.247	194.9	29.105	170.6	1:40.039	
2	39.208	159.2	34.746	194.2	39.556		1:53.510	Pit	7	36.705	164.1	32.739	196.7	27.173	170.3	1:36.617	
3	1:07.692	164.8	33.582	187.8	28.425	170.6	2:09.699		8	37.094	165.3	32.855	197.0	27.226	170.6	1:37.175	
4	36.883	163.6	33.920	194.9	27.346	170.8	1:38.149		9	36.831	164.1	33.575	194.2	27.843	169.5	1:38.249	
5	36.463	164.1	32.819	196.0	27.112	170.6	1:36.394										

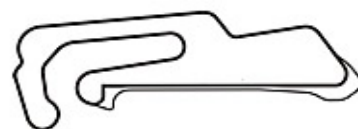


Weather/Track: Mist 7C / Dry 10C

Circuit Length - 3.696 kilometres
Oschersleben

2010 FIA World Touring Car Championship Warm Up - Sector Analysis Report

Lap	S1 Time	S1 Spd	S2 Time	S2 Spd	S3 Time	S3 Spd	Lap Time	Pit	Lap	S1 Time	S1 Spd	S2 Time	S2 Spd	S3 Time	S3 Spd	Lap Time	Pit
7 HUFF GBR Chevrolet Cruze																	
1	10:55.868	157.2	36.941	185.8	31.626	169.8	12:04.435		6	36.629	163.8	34.148	193.2	27.527	171.1	1:38.304	
2	36.725	165.1	32.962	193.2	27.615	169.5	1:37.302		7	36.684	164.6	34.324	196.0	27.283	170.8	1:38.291	
3	36.567	164.6	32.742	194.2	27.332	170.0	1:36.641		8	36.620	164.1	32.709	195.2	27.179	170.3	1:36.508	
4	36.498	164.6	32.653	194.5	27.005	170.8	1:36.156		9	36.698	165.6	32.801	194.5	27.826	170.8	1:37.325	
5	36.575	165.6	32.895	194.5	27.550	170.6	1:37.020										
8 MENU SUI Chevrolet Cruze																	
1	10:57.427	135.3	39.085	158.5	31.468	170.0	12:07.980		6	36.675	164.3	33.411	196.0	27.316	170.8	1:37.402	
2	37.175	163.6	33.199	195.6	27.317	170.0	1:37.691		7	36.727	164.3	34.069	196.7	43.431		1:54.227	Pit
3	36.648	165.1	32.841	194.9	27.112	170.3	1:36.601		8	1:07.453	164.3	33.053	195.6	35.440		2:15.946	Pit
4	36.575	165.1	32.693	195.2	27.034	169.8	1:36.302		9	1:09.131	136.7	44.790	112.7	47.786		2:41.707	Pit
5	36.771	164.8	32.777	195.6	27.108	170.8	1:36.656										
10 FARFUS BRA BMW 320si																	
1	11:52.355	162.4	34.078	181.8	33.321	149.7	12:59.754		6	36.857	163.3	33.632	196.3	27.061	170.8	1:37.550	
2	37.960	162.4	36.389	164.8	27.676	170.3	1:42.025		7	36.695	164.6	32.787	195.6	27.817	162.1	1:37.299	
3	37.083	164.8	32.759	195.2	28.437	171.4	1:38.279		8	37.069	163.3	32.735	194.9	27.125	169.5	1:36.929	
4	36.711	165.3	32.755	195.6	27.090	170.3	1:36.556		9	37.003	164.3	32.968	194.9	31.612	151.8	1:41.583	
5	36.740	164.3	32.782	194.9	27.160	170.6	1:36.682										
11 PRIAULX GBR BMW 320si																	
1	11:53.663	159.0	33.910	187.8	33.017	144.3	13:00.590		4	36.801	163.8	32.700	193.5	27.015	169.2	1:36.516	
2	38.079	164.1	33.899	192.8	27.247	169.0	1:39.225										
3	37.260	162.6	32.749	192.8	28.647	169.0	1:38.656										
15 ENGSTLER GER BMW 320si I																	
1	12:51.021	155.1	36.560	194.5	27.633	170.0	13:55.214		6	37.102	161.6	33.452	192.5	27.410	170.8	1:37.964	
2	37.327	164.1	33.140	195.2	27.301	171.4	1:37.768		7	37.144	164.8	33.095	194.5	27.556	170.8	1:37.795	
3	37.330	162.6	33.155	195.6	27.904	170.6	1:38.389		8	37.102	164.6	38.525	151.4	45.769		2:01.396	Pit
4	37.625	158.5	34.851	157.8	30.474	171.1	1:42.950										
5	37.186	163.3	33.540	193.5	27.695	170.8	1:38.421										
16 ROMANOV RUS BMW 320si I																	
1	11:26.002	162.6	35.879	192.8	28.640	171.1	12:30.521		6	37.740	163.3	34.443	195.6	30.826	169.8	1:43.009	
2	37.796	165.6	33.754	194.2	27.968	171.9	1:39.518		7	37.493	164.8	33.419	193.8	27.886	170.8	1:38.798	
3	38.459	165.6	33.542	196.3	28.184	171.1	1:40.185		8	38.750	165.1	33.347	196.0	27.840	171.4	1:39.937	
4	37.348	164.8	33.768	194.5	27.958	170.0	1:39.074		9	37.278	164.8	33.208	196.3	47.248		1:57.734	Pit
5	37.264	166.4	33.595	196.3	27.911	169.8	1:38.770										

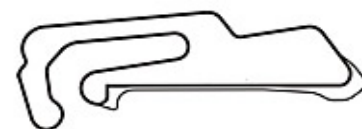


Weather/Track: Mist 7C / Dry 10C

Circuit Length - 3.696 kilometres
Oschersleben

2010 FIA World Touring Car Championship Warm Up - Sector Analysis Report

Lap	S1 Time	S1 Spd	S2 Time	S2 Spd	S3 Time	S3 Spd	Lap Time	Pit	Lap	S1 Time	S1 Spd	S2 Time	S2 Spd	S3 Time	S3 Spd	Lap Time	Pit
17 NYKJAER DEN SEAT Leon TDI																	
1	11:22.159	161.6	35.982	172.2	29.042	172.5	12:27.183		6	36.885	168.7	33.970	197.8	27.587	173.6	1:38.442	
2	38.279	165.3	33.525	197.0	27.517	172.8	1:39.321		7	36.671	169.0	35.414	197.8	27.456	173.0	1:39.541	
3	37.064	167.9	33.187	198.1	27.594	173.6	1:37.845		8	36.997	167.9	33.163	199.2	27.422	172.8	1:37.582	
4	36.966	168.4	35.449	197.8	27.241	173.3	1:39.656		9	38.478	167.4	33.135	198.5	28.313	168.7	1:39.926	
5	36.787	168.7	33.625	198.5	27.654	173.0	1:38.066										
18 BARTH SUI SEAT Leon TDI																	
1	10:58.477	118.4	38.791	159.0	31.549	172.8	12:08.817		6	36.869	168.4	39.879	192.8	27.382	173.6	1:44.130	
2	36.965	167.7	33.121	198.5	27.334	172.8	1:37.420		7	36.890	168.4	33.488	197.0	27.496	171.7	1:37.874	
3	36.587	169.5	32.916	195.6	27.440	173.3	1:36.943		8	37.231	166.9	33.164	196.7	36.662		1:47.057 Pit	
4	36.701	168.7	32.904	196.7	27.243	173.0	1:36.848										
5	36.961	168.4	32.928	195.6	27.186	173.0	1:37.075										
20 O'YOUNG HKG Chevrolet Lacetti I																	
1	11:09.413	146.1	42.430	154.0	29.169	172.2	12:21.012		6	37.014	167.7	33.566	197.8	28.205	171.7	1:38.785	
2	37.447	166.6	33.276	197.4	27.710	171.4	1:38.433		7	37.064	167.7	33.026	198.1	27.540	170.0	1:37.630	
3	36.908	166.6	33.095	199.6	27.625	169.5	1:37.628		8	36.959	166.9	33.090	198.1	27.692	170.8	1:37.741	
4	37.441	167.4	33.057	197.4	27.587	170.8	1:38.085		9	36.993	166.4	40.330	136.0	51.248		2:08.571 Pit	
5	36.869	167.4	33.113	198.8	27.706	171.9	1:37.688										
21 BENNANI MAR BMW 320si I																	
1	11:10.540	143.2	36.220	193.2	28.415	170.8	12:15.175		6	37.386	165.3	33.410	196.3	27.557	167.4	1:38.353	
2	37.617	167.1	33.337	196.7	27.649	171.1	1:38.603		7	37.168	165.1	33.494	194.9	27.602	169.5	1:38.264	
3	37.311	166.4	33.463	197.0	27.755	170.8	1:38.529		8	37.214	165.8	33.357	194.5	31.371	169.2	1:41.942	
4	37.361	165.1	33.517	194.2	27.701	168.4	1:38.579		9	37.329	163.8	35.905	167.9	28.078	169.2	1:41.312	
5	37.390	166.1	33.308	194.5	27.492	169.2	1:38.190										
24 POULSEN DEN BMW 320si I																	
1	11:09.862	151.0	36.521	194.2	28.217	169.5	12:14.600		6	37.319	166.4	37.033	166.9	27.834	171.4	1:42.186	
2	37.673	167.1	33.564	195.6	27.390	170.6	1:38.627		7	37.167	166.6	34.488	194.5	27.409	171.1	1:39.064	
3	37.237	166.1	33.834	193.5	27.620	170.0	1:38.691		8	37.443	167.7	33.339	196.3	27.415	170.6	1:38.197	
4	39.110	151.4	33.353	194.9	27.742	172.8	1:40.205		9	37.101	168.2	34.203	183.0	27.773	169.0	1:39.077	
5	37.239	155.3	34.470	190.4	27.830	170.8	1:39.539										
25 HERNANDEZ ESP BMW 320si I																	
1	11:46.321	153.8	35.931	189.4	29.076	167.9	12:51.328		6	37.200	164.3	33.246	193.2	27.823	170.6	1:38.269	
2	38.097	163.3	33.717	191.4	27.889	169.0	1:39.703		7	37.021	165.1	33.153	193.2	27.306	169.8	1:37.480	
3	37.407	164.1	33.184	194.2	27.483	170.0	1:38.074		8	36.958	164.8	33.255	179.4	41.479		1:51.692 Pit	
4	37.040	164.6	33.488	194.5	27.316	170.6	1:37.844										
5	36.919	165.1	34.182	192.5	27.593	170.0	1:38.694										



Weather/Track: Mist 7C / Dry 10C

Circuit Length - 3.696 kilometres
Oschersleben

2010 FIA World Touring Car Championship Warm Up - Sector Analysis Report

Lap	S1 Time	S1 Spd	S2 Time	S2 Spd	S3 Time	S3 Spd	Lap Time	Pit	Lap	S1 Time	S1 Spd	S2 Time	S2 Spd	S3 Time	S3 Spd	Lap Time	Pit
26 D'ASTE									ITA BMW 320si								
1	11:29.635	159.7	33.854	193.8	29.174	169.8	12:32.663		3	37.151	164.1	33.119	194.5	1:22.153		2:32.423	Pit
2	37.517	162.6	33.169	194.9	27.300	170.0	1:37.986										
33 FABIANI									ITA BMW 320si								
1	11:47.046	151.4	38.067	184.6	31.337	158.1	12:56.450		6	38.798	159.5	35.193	192.5	28.503	165.3	1:42.494	
2	40.655	156.7	37.397	163.8	29.329	165.1	1:47.381		7	38.741	160.4	35.011	192.1	30.853	127.5	1:44.605	
3	39.319	157.6	35.919	191.1	28.658	165.3	1:43.896		8	39.906	160.0	37.034	193.5	29.335	152.7	1:46.275	
4	38.895	158.5	35.326	191.4	28.834	165.1	1:43.055										
5	38.649	158.5	35.304	193.5	28.565	165.8	1:42.518										
72 TANIGUCHI									JPN Chevrolet Lacetti								
1	11:19.016	160.2	35.696	190.8	28.896	171.1	12:23.608		6	37.271	164.1	33.792	200.0	27.710	172.2	1:38.773	
2	38.428	164.1	34.201	196.7	28.820	171.4	1:41.449		7	37.171	166.9	33.820	196.3	27.715	171.7	1:38.706	
3	37.515	164.8	33.609	196.7	27.789	171.4	1:38.913		8	37.295	164.3	33.806	197.4	27.807	171.9	1:38.908	
4	38.156	164.3	45.749	177.9	28.660	171.7	1:52.565		9	37.253	165.6	33.956	195.6	55.502		2:06.711	Pit
5	38.421	164.8	33.566	199.6	27.810	172.8	1:39.797										

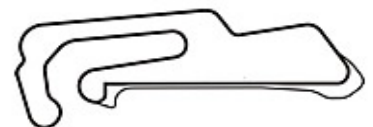


Weather/Track: Mist 7C / Dry 10C

Circuit Length - 3.696 kilometres
Oschersleben

2010 FIA World Touring Car Championship Warm Up - Best Sector Speeds Report

SECTOR 1				SECTOR 2				SECTOR 3				
POS	NO	NAME	SPEED	LAP	NO	NAME	SPEED	LAP	NO	NAME	SPEED	LAP
1	5	MICHELISZ	169.8	4	5	MICHELISZ	200.3	6	5	MICHELISZ	176.1	3
2	1	TARQUINI	169.5	8	72	TANIGUCHI	200.0	6	2	CORONEL	173.6	5
3	18	BARTH	169.5	3	20	O'YOUNG	199.6	3	3	MONTEIRO	173.6	5
4	2	CORONEL	169.0	5	17	NYKJAER	199.2	8	4	GENE	173.6	3
5	17	NYKJAER	169.0	7	1	TARQUINI	198.8	8	17	NYKJAER	173.6	3
6	4	GENE	168.7	4	2	CORONEL	198.8	8	18	BARTH	173.6	6
7	3	MONTEIRO	168.4	6	3	MONTEIRO	198.5	7	1	TARQUINI	173.3	3
8	24	POULSEN	168.2	9	18	BARTH	198.5	2	24	POULSEN	172.8	4
9	20	O'YOUNG	167.7	6	4	GENE	197.8	2	72	TANIGUCHI	172.8	5
10	21	BENNANI	167.1	2	6	MULLER	197.0	8	20	O'YOUNG	172.2	1
11	72	TANIGUCHI	166.9	7	21	BENNANI	197.0	3	16	ROMANOV	171.9	2
12	16	ROMANOV	166.4	5	8	MENU	196.7	7	10	FARFUS	171.4	3
13	7	HUFF	165.6	5	10	FARFUS	196.3	6	15	ENGSTLER	171.4	2
14	6	MULLER	165.3	8	16	ROMANOV	196.3	3	7	HUFF	171.1	6
15	10	FARFUS	165.3	4	24	POULSEN	196.3	8	21	BENNANI	171.1	2
16	8	MENU	165.1	3	7	HUFF	196.0	7	6	MULLER	170.8	4
17	25	HERNANDEZ	165.1	5	15	ENGSTLER	195.6	3	8	MENU	170.8	5
18	15	ENGSTLER	164.8	7	26	D'ASTE	194.9	2	25	HERNANDEZ	170.6	4
19	11	PRIAULX	164.1	2	25	HERNANDEZ	194.5	4	26	D'ASTE	170.0	2
20	26	D'ASTE	164.1	3	11	PRIAULX	193.5	4	11	PRIAULX	169.2	4
21	33	FABIANI	160.4	7	33	FABIANI	193.5	5	33	FABIANI	165.8	5



Weather/Track: Mist 7C / Dry 10C

Circuit Length - 3.696 kilometres
Oschersleben

2010 FIA World Touring Car Championship Warm Up - Best Sector Times Report

POS	SECTOR 1			SECTOR 2			SECTOR 3			NO	NAME	IDEAL/BEST LAP COMPARISON			DIFF
	NO	TIME	LAP	NO	TIME	LAP	NO	TIME	LAP			IDEAL	BEST	LAP	
1	6	36.463	5	7	32.653	4	1	26.938	3	7	HUFF	1:36.156	1:36.156	4	+ 0.000
2	5	36.475	5	8	32.693	4	7	27.005	4	8	MENU	1:36.302	1:36.302	4	+ 0.000
3	7	36.498	4	11	32.700	4	11	27.015	4	6	MULLER	1:36.314	1:36.394	5	+ 0.080
4	2	36.572	4	10	32.735	8	8	27.034	4	1	TARQUINI	1:36.327	1:36.466	3	+ 0.139
5	8	36.575	4	6	32.739	7	10	27.061	6	10	FARFUS	1:36.491	1:36.556	4	+ 0.065
6	18	36.587	3	1	32.796	8	6	27.112	5	5	MICHELISZ	1:36.494	1:36.528	3	+ 0.034
7	1	36.593	6	2	32.803	3	5	27.165	4	11	PRIAULX	1:36.516	1:36.516	4	+ 0.000
8	3	36.662	7	5	32.854	3	2	27.183	6	2	CORONEL	1:36.558	1:36.947	8	+ 0.389
9	17	36.671	7	18	32.904	4	18	27.186	5	18	BARTH	1:36.677	1:36.848	4	+ 0.171
10	4	36.687	4	4	32.955	4	17	27.241	4	4	GENE	1:36.992	1:36.992	4	+ 0.000
11	10	36.695	7	3	32.995	9	26	27.300	2	3	MONTEIRO	1:37.046	1:37.434	4	+ 0.388
12	11	36.801	4	20	33.026	7	15	27.301	2	17	NYKJAER	1:37.047	1:37.582	8	+ 0.535
13	20	36.869	5	15	33.095	7	25	27.306	7	25	HERNANDEZ	1:37.378	1:37.480	7	+ 0.102
14	25	36.919	5	26	33.119	3	4	27.350	4	20	O'YOUNG	1:37.435	1:37.628	3	+ 0.193
15	24	37.101	9	17	33.135	9	3	27.389	4	15	ENGSTLER	1:37.498	1:37.768	2	+ 0.270
16	15	37.102	6	25	33.153	7	24	27.390	2	26	D'ASTE	1:37.570	1:37.986	2	+ 0.416
17	26	37.151	3	16	33.208	9	21	27.492	5	24	POULSEN	1:37.830	1:38.197	8	+ 0.367
18	21	37.168	7	21	33.308	5	20	27.540	7	21	BENNANI	1:37.968	1:38.190	5	+ 0.222
19	72	37.171	7	24	33.339	8	72	27.710	6	16	ROMANOV	1:38.312	1:38.770	5	+ 0.458
20	16	37.264	5	72	33.566	5	16	27.840	8	72	TANIGUCHI	1:38.447	1:38.706	7	+ 0.259
21	33	38.649	5	33	35.011	7	33	28.503	6	33	FABIANI	1:42.163	1:42.494	6	+ 0.331

'Perfect Lap' - 1:36.054



Weather/Track: Mist 7C / Dry 10C


Circuit Length - 3.696 kilometres
Oschersleben

2010 FIA World Touring Car Championship

GRID FOR RACE 1

ROW 11		33	FABIANI	
ROW 10	16	ROMANOV	72	TANIGUCHI
ROW 9	21	BENNANI	24	POULSEN
ROW 8	20	O'YOUNG	5	MICHELISZ
ROW 7	15	ENGSTLER	25	HERNANDEZ
ROW 6	26	D'ASTE	18	BARTH
ROW 5	17	NYKJAER	3	MONTEIRO
ROW 4	4	GENE	6	MULLER
ROW 3	2	CORONEL	1	TARQUINI
ROW 2	8	MENU	11	PRIAULX
ROW 1	7	HUFF	10	FARFUS

POLE



CAR 5 - 10 PLACE GRID PENALTY - STEWARDS DECISION 8 (BRNO) REFERS

Oschersleben
Circuit Length = 3.6960 km.

Race Director:	Steward:	Timekeeper:
----------------	----------	-------------

2010 FIA World Touring Car Championship
RACE 1 - PROVISIONAL CLASSIFICATION

POS	NO	CLS	DRIVER / TEAM	NAT	CAR	TIME	LAPS	GAP	KPH	BEST
1	8		Alain MENU	SUI	Chevrolet Cruze	22:50.427	14		135.92	1:36.543
2	10		Augusto FARFUS	BRA	BMW 320si	22:50.918	14	0.491	135.87	1:36.811
3	6		Yvan MULLER	FRA	Chevrolet Cruze	22:55.165	14	4.738	135.45	1:37.094
4	2		Tom CORONEL	NED	SEAT Leon TDI	22:57.262	14	6.835	135.25	1:36.871
5	3		Tiago MONTEIRO	POR	SEAT Leon TDI	22:57.855	14	7.428	135.19	1:37.449
6	11		Andy PRIAULX	GBR	BMW 320si	22:58.272	14	7.845	135.15	1:37.139
7	17		Michel NYKJAER	DEN	SEAT Leon TDI	23:03.490	14	13.063	134.64	1:37.746
8	5		Norbert MICHELISZ	HUN	SEAT Leon TDI	23:06.614	14	16.187	134.34	1:37.395
9	24	I	Kristian POULSEN	DEN	BMW 320si	23:06.876	14	16.449	134.31	1:37.899
10	25	I	Sergio HERNANDEZ	ESP	BMW 320si	23:08.324	14	17.897	134.17	1:37.754
11	18		Fredy BARTH	SUI	SEAT Leon TDI	23:10.573	14	20.146	133.95	1:37.597
12	4		Jordi GENE	ESP	SEAT Leon TDI	23:11.011	14	20.584	133.91	1:37.771
13	15	I	Franz ENGSTLER	GER	BMW 320si	23:22.504	14	32.077	132.81	1:38.407
14	21	I	Mehdi BENNANI	MAR	BMW 320si	23:24.432	14	34.005	132.63	1:38.786
15	26	I	Stefano D'ASTE	ITA	BMW 320si	23:24.591	14	34.164	132.62	1:38.271
16	16	I	Andrei ROMANOV	RUS	BMW 320si	23:26.635	14	36.208	132.42	1:38.372
17	72	I	Yukinori TANIGUCHI	JPN	Chevrolet Lacetti	23:35.977	14	45.550	131.55	1:38.854
18	7		Robert HUFF	GBR	Chevrolet Cruze	16:29.143	10	4 LAPS	134.51	1:36.832

NOT CLASSIFIED

33	I	Fabio FABIANI	ITA	BMW 320si	23:17.292	6	N.C.F.	57.13	1:48.989
20	I	Darryl O'YOUNG	HKG	Chevrolet Lacetti	23:39.524	5	N.C.F.	46.86	1:38.579
1		Gabriele TARQUINI	ITA	SEAT Leon TDI		0	D.N.F.	N/A	

FASTEST LAP

8		Alain MENU		Chevrolet Cruze	1:36.543	2	85.63mph	137.82kph
25	I	Sergio HERNANDEZ		BMW 320si	1:37.754	2	84.57mph	136.11kph

Subject to Technical Scrutineering. For Media Information Purposes - No Regulatory Value.

Weather/Track: Bright 16C / Dry 17C

Oschersleben

Circuit Length = 3.6960 km.

Start: 13:13 End: 13:35

Race Director:	Steward:	Timekeeper:	Issued at:
----------------	----------	-------------	------------

2010 FIA World Touring Car Championship RACE 1 RESULT

POS	NO	CL	DRIVER	NAT	CAR	TIME	LAPS	GAP	KPH	BEST
1	8		Alain MENU	SUI	Chevrolet Cruze	22:50.427	14		135.92	1:36.543
2	10		Augusto FARFUS	BRA	BMW 320si	22:50.918	14	0.491	135.87	1:36.811
3	6		Yvan MULLER	FRA	Chevrolet Cruze	22:55.165	14	4.738	135.45	1:37.094
4	3		Tiago MONTEIRO	POR	SEAT Leon TDI	22:57.855	14	7.428	135.19	1:37.449
5	11		Andy PRIAULX	GBR	BMW 320si	22:58.272	14	7.845	135.15	1:37.139
6	2		Tom CORONEL	NED	SEAT Leon TDI	23:27.262	14	36.835	132.36	1:36.871
7	17		Michel NYKJAER	DEN	SEAT Leon TDI	23:33.490	14	43.063	131.78	1:37.746
8	5		Norbert MICHELISZ	HUN	SEAT Leon TDI	23:36.614	14	46.187	131.49	1:37.395
9	24	I	Kristian POULSEN	DEN	BMW 320si	23:36.876	14	46.449	131.47	1:37.899
10	25	I	Sergio HERNANDEZ	ESP	BMW 320si	23:38.324	14	47.897	131.33	1:37.754
11	18		Fredy BARTH	SUI	SEAT Leon TDI	23:40.573	14	50.146	131.12	1:37.597
12	4		Jordi GENE	ESP	SEAT Leon TDI	23:41.011	14	50.584	131.08	1:37.771
13	15	I	Franz ENGSTLER	GER	BMW 320si	23:52.504	14	1:02.077	130.03	1:38.407
14	21	I	Mehdi BENNANI	MAR	BMW 320si	23:54.432	14	1:04.005	129.86	1:38.786
15	26	I	Stefano D'ASTE	ITA	BMW 320si	23:54.591	14	1:04.164	129.84	1:38.271
16	16	I	Andrei ROMANOV	RUS	BMW 320si	23:56.635	14	1:06.208	129.66	1:38.372
17	72	I	Yukinori TANIGUCHI	JPN	Chevrolet Lacetti	24:05.977	14	1:15.550	128.82	1:38.854
18	7		Robert HUFF	GBR	Chevrolet Cruze	16:59.143	10	4 LAPS	130.55	1:36.832

NOT CLASSIFIED

33	I	Fabio FABIANI	ITA	BMW 320si	23:17.292	6	N.C.F.	57.13	1:48.989
20	I	Darryl O'YOUNG	HKG	Chevrolet Lacetti	23:39.524	5	N.C.F.	46.86	1:38.579
1		Gabriele TARQUINI	ITA	SEAT Leon TDI		0	D.N.F.	N/A	

FASTEST LAP

8		Alain MENU		Chevrolet Cruze	1:36.543	2	137.82kph	85.63mph
25	I	Sergio HERNANDEZ		BMW 320si	1:37.754	2	136.11kph	84.57mph

Cars 2, 4, 5, 15, 16, 17, 18, 21, 24, 25, 26, 72 - 30 second penalty applied.
Stewards Decisions 19 - 30 refer.

Oschersleben
Circuit Length = 3.6960 km.
Start: 13:13 End: 13:35

Steward:	Steward:	Steward:
----------	----------	----------

2010 FIA World Touring Car Championship

Race 1 - Sector Analysis Report

Lap S1 Time S1 Spd S2 Time S2 Spd S3 Time S3 Spd Lap Time Pit Lap S1 Time S1 Spd S2 Time S2 Spd S3 Time S3 Spd Lap Time Pit

2 CORONEL							NED		SEAT Leon TDI						
1	41.618	167.1	32.824	197.8	27.174	173.6	1:41.616	9	37.304	167.1	33.266	197.8	27.522	174.1	1:38.092
2	36.717	168.4	32.882	198.5	27.272	173.9	1:36.871	10	37.159	169.2	33.529	196.3	27.658	173.3	1:38.346
3	36.971	168.7	33.132	197.0	27.535	173.9	1:37.638	11	37.251	168.4	33.459	196.3	27.561	173.9	1:38.271
4	36.984	169.0	33.366	196.7	27.822	174.4	1:38.172	12	37.289	169.0	33.305	197.0	27.602	173.3	1:38.196
5	37.399	167.9	33.325	197.8	27.483	174.4	1:38.207	13	37.409	167.9	33.526	197.0	27.632	173.0	1:38.567
6	37.058	169.0	33.333	197.8	28.065	174.7	1:38.456	14	37.276	169.2	33.504	197.0	27.704	172.5	1:38.484
7	37.463	168.4	33.314	196.3	27.527	174.1	1:38.304								
8	37.306	168.2	33.231	197.8	27.505	173.3	1:38.042								

3 MONTEIRO							POR		SEAT Leon TDI						
1	43.381	165.8	33.399	199.6	27.061	173.0	1:43.841	9	37.189	166.6	33.443	198.8	27.538	173.9	1:38.170
2	37.085	167.9	33.294	198.8	27.192	173.6	1:37.571	10	37.127	169.0	33.365	199.6	27.645	173.9	1:38.137
3	36.782	168.2	33.325	196.3	27.342	173.3	1:37.449	11	37.276	168.4	33.438	198.8	27.599	174.4	1:38.313
4	36.879	168.4	33.327	197.8	27.460	173.3	1:37.666	12	37.280	168.2	33.337	198.8	27.665	173.9	1:38.282
5	36.915	169.2	33.238	196.7	27.403	173.6	1:37.556	13	37.310	166.6	33.432	199.2	27.718	174.1	1:38.460
6	37.075	168.7	33.320	197.4	27.358	174.1	1:37.753	14	37.339	168.2	33.554	198.5	27.808	171.1	1:38.701
7	37.072	169.5	33.393	198.1	27.628	173.6	1:38.093								
8	37.052	168.2	33.341	198.1	27.470	174.1	1:37.863								

4 GENE							ESP		SEAT Leon TDI						
1	43.235	164.8	40.714	191.4	27.725	173.3	1:51.674	9	37.266	168.4	33.176	194.5	27.514	173.6	1:37.956
2	36.875	169.5	33.413	197.4	27.483	175.0	1:37.771	10	37.440	166.6	33.364	195.6	27.676	173.6	1:38.480
3	37.760	167.1	33.122	197.8	28.108	175.6	1:38.990	11	37.388	166.9	33.202	197.4	27.737	172.8	1:38.327
4	37.088	168.7	33.314	195.2	27.536	175.0	1:37.938	12	37.575	167.9	33.634	196.7	27.913	172.5	1:39.122
5	37.104	168.2	33.235	198.8	27.677	174.7	1:38.016	13	37.507	167.7	33.521	197.0	27.913	172.5	1:38.941
6	37.269	167.9	33.179	197.0	27.548	173.9	1:37.996	14	37.924	166.6	33.598	196.0	27.912	171.7	1:39.434
7	37.675	165.1	33.215	196.0	27.609	172.8	1:38.499								
8	37.300	167.7	33.094	196.0	27.473	173.6	1:37.867								

5 MICHELISZ							HUN		SEAT Leon TDI						
1	44.533	164.6	33.849	200.3	27.516	176.1	1:45.898	9	37.336	169.0	33.430	198.1	27.761	175.3	1:38.527
2	36.784	169.2	33.155	200.7	27.456	175.0	1:37.395	10	37.354	169.5	33.541	197.4	27.746	174.4	1:38.641
3	37.114	169.2	33.487	196.7	27.451	174.7	1:38.052	11	37.323	169.8	33.642	189.4	28.452	164.3	1:39.417
4	37.005	169.0	33.520	197.8	27.357	175.0	1:37.882	12	38.651	168.4	33.544	198.1	27.737	174.1	1:39.932
5	37.120	169.2	33.288	199.2	27.531	175.3	1:37.939	13	37.584	168.7	33.630	198.1	28.089	175.0	1:39.303
6	37.012	169.8	33.225	198.8	27.504	175.3	1:37.741	14	37.706	168.4	33.599	198.1	27.874	173.6	1:39.179
7	37.154	169.2	33.389	198.1	27.687	175.0	1:38.230								
8	37.312	168.7	33.400	200.0	27.766	174.4	1:38.478								



Weather/Track: Bright 16C / Dry 17C

Circuit Length - 3.696 kilometres
Oschersleben

2010 FIA World Touring Car Championship

Race 1 - Sector Analysis Report

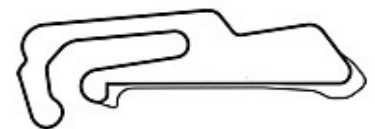
Lap S1 Time S1 Spd S2 Time S2 Spd S3 Time S3 Spd Lap Time Pit Lap S1 Time S1 Spd S2 Time S2 Spd S3 Time S3 Spd Lap Time Pit

6 MULLER								FRA Chevrolet Cruze							
1	42.902	165.1	32.990	198.1	27.533	171.9	1:43.425	9	37.190	164.6	33.369	195.2	27.454	171.9	1:38.013
2	37.254	165.3	32.854	198.1	26.986	172.2	1:37.094	10	37.119	165.8	33.248	195.2	27.520	171.7	1:37.887
3	36.816	165.3	33.186	194.9	27.345	171.9	1:37.347	11	37.128	165.8	33.294	195.2	27.582	171.7	1:38.004
4	36.837	165.3	33.191	196.0	27.207	173.0	1:37.235	12	37.255	166.4	33.199	195.2	27.484	171.1	1:37.938
5	37.080	165.3	33.308	196.7	27.411	173.0	1:37.799	13	37.496	165.8	33.424	195.6	27.561	171.4	1:38.481
6	37.186	165.1	33.100	197.8	27.626	171.7	1:37.912	14	37.407	165.8	33.439	195.2	27.796	167.4	1:38.642
7	37.227	165.6	33.134	195.2	27.438	172.2	1:37.799								
8	37.085	165.6	33.134	196.7	27.370	172.2	1:37.589								

7 HUFF								GBR Chevrolet Cruze							
1	40.544	165.3	32.429	194.2	26.752	173.3	1:39.725	7	36.786	165.8	32.982	193.2	27.231	172.5	1:36.999
2	36.618	165.3	32.987	194.9	27.227	172.2	1:36.832	8	37.113	165.6	33.012	194.2	27.263	171.9	1:37.388
3	36.625	166.1	33.535	191.1	27.372	171.7	1:37.532	9	37.081	165.8	33.326	193.2	27.450	171.7	1:37.857
4	36.685	166.1	34.041	190.8	27.148	171.7	1:37.874	10	37.169	166.6	33.403	194.2	39.728		1:50.300 Pit
5	36.846	166.6	33.484	193.8	27.148	171.7	1:37.478								
6	37.055	165.6	32.941	193.8	27.162	172.8	1:37.158								

8 MENU								SUI Chevrolet Cruze							
1	41.118	164.6	32.682	195.2	26.985	172.2	1:40.785	9	37.292	165.8	33.172	194.2	27.617	170.8	1:38.081
2	36.650	165.8	32.711	196.3	27.182	171.7	1:36.543	10	37.223	165.6	33.142	194.2	27.435	171.4	1:37.800
3	36.915	165.8	33.165	194.2	27.410	171.9	1:37.490	11	37.076	165.6	33.220	194.2	27.446	171.1	1:37.742
4	36.932	166.6	33.493	193.5	27.320	172.5	1:37.745	12	37.248	165.1	33.152	195.6	27.454	171.1	1:37.854
5	37.181	166.4	33.401	194.5	27.241	172.5	1:37.823	13	37.285	165.6	33.271	194.5	27.489	171.7	1:38.045
6	37.096	165.6	32.889	194.9	27.376	172.5	1:37.361	14	37.255	164.8	33.387	193.8	27.618	171.1	1:38.260
7	36.985	165.1	32.970	194.9	27.341	172.5	1:37.296								
8	37.225	165.8	33.070	194.5	27.307	171.9	1:37.602								

10 FARFUS								BRA BMW 320si							
1	42.330	165.1	32.770	196.3	26.981	171.4	1:42.081	9	37.115	165.6	33.049	194.5	27.406	171.7	1:37.570
2	36.752	166.1	32.867	196.7	27.192	171.7	1:36.811	10	37.099	165.6	33.251	194.9	27.448	170.8	1:37.798
3	36.950	165.6	33.098	194.9	27.392	171.1	1:37.440	11	37.147	165.6	33.097	195.2	27.391	171.1	1:37.635
4	37.166	166.4	33.210	194.2	27.483	171.4	1:37.859	12	37.210	164.8	33.158	195.2	27.971	170.6	1:38.339
5	37.218	165.1	33.098	194.2	27.352	171.9	1:37.668	13	37.217	165.3	33.106	194.9	27.337	171.1	1:37.660
6	36.940	165.8	33.137	193.8	27.319	171.9	1:37.396	14	37.090	165.6	33.147	194.9	27.511	170.3	1:37.748
7	36.991	164.1	33.169	193.8	27.347	171.1	1:37.507								
8	36.929	164.8	33.043	194.9	27.434	170.6	1:37.406								



Weather/Track: Bright 16C / Dry 17C

Circuit Length - 3.696 kilometres
Oschersleben

2010 FIA World Touring Car Championship

Race 1 - Sector Analysis Report

Lap S1 Time S1 Spd S2 Time S2 Spd S3 Time S3 Spd Lap Time Pit Lap S1 Time S1 Spd S2 Time S2 Spd S3 Time S3 Spd Lap Time Pit

11 PRIAULX GBR BMW 320si							
1	44.468	164.3	33.336	196.0	27.494	170.8	1:45.298
2	36.942	165.3	33.060	196.7	27.377	172.2	1:37.379
3	37.068	165.8	33.365	193.5	27.437	171.7	1:37.870
4	36.821	166.6	33.359	193.5	27.443	170.8	1:37.623
5	37.033	166.1	33.420	196.0	27.289	171.7	1:37.742
6	37.122	166.6	33.160	196.3	27.642	170.0	1:37.924
7	36.967	165.3	32.832	194.9	27.340	170.6	1:37.139
8	37.001	165.8	33.009	195.6	27.350	171.1	1:37.360

15 ENGSTLER GER BMW 320si I							
1	45.420	163.3	34.061	196.7	27.565	171.4	1:47.046
2	37.677	164.1	33.975	192.5	29.649	165.6	1:41.301
3	37.775	162.1	33.503	191.4	27.518	169.8	1:38.796
4	37.230	162.8	33.603	192.1	27.760	171.1	1:38.593
5	37.301	164.1	33.391	193.5	27.715	169.5	1:38.407
6	38.082	163.3	33.302	193.5	27.628	171.7	1:39.012
7	44.762	158.5	33.608	194.5	27.855	171.1	1:46.225
8	37.383	164.1	33.722	194.9	27.944	171.9	1:39.049

16 ROMANOV RUS BMW 320si I							
1	45.756	163.8	35.067	196.0	28.448	171.1	1:49.271
2	37.534	164.3	34.942	190.4	28.440	171.9	1:40.916
3	37.605	162.4	34.194	194.2	27.998	172.2	1:39.797
4	37.472	165.1	33.550	194.9	27.932	171.4	1:38.954
5	38.309	150.0	33.712	193.5	27.993	170.8	1:40.014
6	37.316	165.3	33.274	194.9	27.782	170.6	1:38.372
7	38.413	164.8	33.447	193.5	27.971	170.3	1:39.831
8	37.894	164.6	34.663	193.8	27.886	171.7	1:40.443

17 NYKJAER DEN SEAT Leon TDI							
1	42.643	166.1	33.029	199.2	27.589	170.8	1:43.261
2	38.091	166.9	33.424	198.1	27.531	174.4	1:39.046
3	37.052	168.2	33.169	194.9	27.538	174.1	1:37.759
4	36.870	169.5	33.299	197.4	27.577	174.1	1:37.746
5	37.013	169.8	33.212	196.3	27.535	174.1	1:37.760
6	37.069	169.2	33.295	198.5	27.987	173.0	1:38.351
7	37.602	168.4	33.275	197.4	27.718	173.6	1:38.595
8	37.253	167.7	33.492	197.0	27.692	173.9	1:38.437



Weather/Track: Bright 16C / Dry 17C

Circuit Length - 3.696 kilometres
Oschersleben

2010 FIA World Touring Car Championship

Race 1 - Sector Analysis Report

Lap	S1 Time	S1 Spd	S2 Time	S2 Spd	S3 Time	S3 Spd	Lap Time	Pit	Lap	S1 Time	S1 Spd	S2 Time	S2 Spd	S3 Time	S3 Spd	Lap Time	Pit
18 BARTH SUI SEAT Leon TDI																	
1	43.232	167.7	36.605	198.8	27.761	173.9	1:47.598		9	37.487	169.0	33.543	196.7	27.907	174.1	1:38.937	
2	36.902	167.4	33.219	197.0	27.476	173.6	1:37.597		10	37.418	167.7	33.485	196.7	28.061	173.6	1:38.964	
3	36.962	167.1	33.373	198.1	27.664	173.6	1:37.999		11	37.818	166.9	33.606	198.1	27.930	173.0	1:39.354	
4	37.166	168.7	33.479	197.8	27.558	173.0	1:38.203		12	37.704	168.4	33.538	196.7	27.936	172.8	1:39.178	
5	37.282	169.2	33.345	197.4	27.939	173.3	1:38.566		13	37.508	167.4	33.443	197.8	28.028	172.5	1:38.979	
6	37.128	168.4	33.631	195.6	27.647	173.6	1:38.406		14	37.962	167.9	33.544	196.7	27.822	172.5	1:39.328	
7	37.649	167.1	33.245	197.0	27.877	173.0	1:38.771										
8	37.374	167.1	33.448	196.7	27.871	173.0	1:38.693										
20 O'YOUNG HKG Chevrolet Lacetti I																	
1	43.834	166.4	33.468	199.2	3:46.626		5:03.928	Pit	4	37.389	166.1	33.503	194.2	27.687	171.7	1:38.579	
2	12:35.076	163.3	34.677	194.9	28.293	169.0	13:38.046		5	37.573	165.3	33.562	194.9	27.720	171.7	1:38.855	
3	38.490	163.6	33.805	193.8	27.821	170.6	1:40.116										
21 BENNANI MAR BMW 320si I																	
1	46.081	164.6	34.881	194.2	27.836	170.3	1:48.798		9	37.482	163.1	33.886	190.1	28.087	168.2	1:39.455	
2	37.345	164.3	34.283	193.8	27.907	169.0	1:39.535		10	37.480	164.6	36.867	192.5	27.935	167.4	1:42.282	
3	38.108	163.6	33.509	193.2	28.287	168.7	1:39.904		11	37.452	162.8	33.597	191.4	29.041	168.7	1:40.090	
4	38.102	164.6	33.727	193.2	27.720	169.8	1:39.549		12	37.702	163.1	33.739	193.5	27.739	169.5	1:39.180	
5	37.271	164.1	33.676	193.2	27.839	168.2	1:38.786		13	37.654	164.8	33.733	193.8	27.928	168.4	1:39.315	
6	37.815	164.8	33.422	192.8	27.673	168.7	1:38.910		14	37.719	163.6	33.685	192.5	28.067	166.9	1:39.471	
7	38.426	163.3	33.619	192.5	27.890	167.7	1:39.935										
8	37.708	164.1	33.624	191.1	27.890	168.7	1:39.222										
24 POULSEN DEN BMW 320si I																	
1	45.048	164.1	34.078	196.7	27.570	171.4	1:46.696		9	37.638	164.8	33.371	193.8	27.403	171.1	1:38.412	
2	37.299	166.9	33.381	196.0	27.219	172.5	1:37.899		10	37.318	166.4	33.613	193.2	27.474	171.1	1:38.405	
3	37.091	167.1	33.633	193.8	27.324	171.9	1:38.048		11	37.267	166.1	33.748	193.8	27.631	171.1	1:38.646	
4	37.162	167.1	33.505	194.5	27.490	172.2	1:38.157		12	37.265	166.9	33.573	193.8	27.623	171.1	1:38.461	
5	37.287	167.4	33.539	196.0	27.353	172.2	1:38.179		13	37.575	165.3	33.788	195.2	27.584	171.4	1:38.947	
6	37.228	167.7	33.431	196.7	27.683	171.7	1:38.342		14	37.752	166.6	33.515	195.6	27.683	170.3	1:38.950	
7	37.738	166.4	33.417	195.2	27.457	172.2	1:38.612										
8	37.690	165.8	33.434	195.6	27.998	168.2	1:39.122										
25 HERNANDEZ ESP BMW 320si I																	
1	44.845	162.8	33.914	196.0	27.698	169.8	1:46.457		9	37.898	164.3	33.531	192.5	27.651	170.0	1:39.080	
2	37.073	164.3	33.211	193.2	27.470	170.0	1:37.754		10	37.426	164.3	33.487	192.1	27.675	169.8	1:38.588	
3	37.209	163.8	33.324	191.8	27.564	169.8	1:38.097		11	37.270	164.3	33.504	192.5	27.658	169.5	1:38.432	
4	37.143	163.6	33.531	191.4	27.557	169.5	1:38.231		12	37.322	164.3	33.896	192.5	27.815	169.2	1:39.033	
5	37.262	164.6	33.358	192.8	27.505	170.0	1:38.125		13	37.423	163.8	33.526	193.5	27.768	169.8	1:38.717	
6	37.258	164.6	33.449	192.5	27.741	170.0	1:38.448		14	37.655	164.3	33.540	192.1	28.160	169.0	1:39.355	
7	37.512	163.3	33.384	191.4	27.678	169.2	1:38.574										
8	37.692	163.8	33.474	191.8	28.267	169.2	1:39.433										



Weather/Track: Bright 16C / Dry 17C

Circuit Length - 3.696 kilometres
Oschersleben

2010 FIA World Touring Car Championship Race 1 - Sector Analysis Report

Lap	S1 Time	S1 Spd	S2 Time	S2 Spd	S3 Time	S3 Spd	Lap Time	Pit	Lap	S1 Time	S1 Spd	S2 Time	S2 Spd	S3 Time	S3 Spd	Lap Time	Pit	
26 D'ASTE									ITA BMW 320si									I
1	44.361	162.8	33.797	195.2	27.569	168.2	1:45.727		9	37.598	162.1	33.625	191.4	28.045	168.7	1:39.268		
2	37.468	162.4	36.260	192.8	28.552	167.1	1:42.280		10	39.122	156.7	33.741	192.8	28.158	166.1	1:41.021		
3	37.335	161.6	33.445	190.4	27.491	168.7	1:38.271		11	37.979	163.6	33.584	191.4	27.823	168.2	1:39.386		
4	37.301	162.1	33.543	190.8	27.732	167.9	1:38.576		12	37.414	162.4	33.401	193.2	27.824	167.7	1:38.639		
5	37.256	162.8	33.442	191.8	27.870	168.7	1:38.568		13	37.453	161.9	33.681	192.5	27.619	168.7	1:38.753		
6	37.486	162.1	33.867	190.1	28.173	169.5	1:39.526		14	37.824	161.6	33.643	193.8	27.928	166.9	1:39.395		
7	44.664	161.1	33.581	191.8	27.793	168.4	1:46.038											
8	37.426	161.9	33.835	193.5	27.882	169.0	1:39.143											
33 FABIANI									ITA BMW 320si									I
1	46.806	158.1	38.418	150.4	36.157	139.1	2:01.381		5	42.617	151.8	36.504	147.5	29.868	164.8	1:48.989		
2	51.124	108.3	49.806	124.7	56.950		2:37.880	Pit	6	44.647	160.0	35.962	186.5	30.221	161.6	1:50.830		
3	12:01.681	154.2	37.031	184.9	30.251	162.4	13:08.963											
4	40.494	155.8	36.279	185.8	32.476	162.6	1:49.249											
72 TANIGUCHI									JPN Chevrolet Lacetti									I
1	45.395	161.6	35.002	196.7	27.953	171.1	1:48.350		9	37.494	164.8	33.823	194.9	27.801	172.2	1:39.118		
2	37.139	165.1	35.754	194.5	27.911	171.4	1:40.804		10	37.529	164.6	33.680	196.0	28.410	171.7	1:39.619		
3	38.550	161.6	33.940	195.6	27.831	172.2	1:40.321		11	37.825	164.3	33.929	194.9	27.744	172.2	1:39.498		
4	37.219	166.6	34.045	193.5	27.775	172.5	1:39.039		12	38.370	164.1	33.696	196.0	27.649	171.9	1:39.715		
5	49.053	99.7	36.188	194.2	27.982	171.4	1:53.223		13	37.836	165.8	33.802	194.2	27.885	172.2	1:39.523		
6	37.430	166.1	33.775	194.9	27.649	172.2	1:38.854		14	37.783	166.4	34.088	195.2	27.994	171.9	1:39.865		
7	37.457	164.6	33.699	195.6	27.916	172.2	1:39.072											
8	37.436	166.1	33.908	194.9	27.632	172.5	1:38.976											

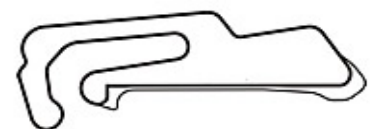


Weather/Track: Bright 16C / Dry 17C

Circuit Length - 3.696 kilometres
Oschersleben

2010 FIA World Touring Car Championship Race 1 - Best Sector Speeds Report

SECTOR 1				SECTOR 2				SECTOR 3				
POS	NO	NAME	SPEED	LAP	NO	NAME	SPEED	LAP	NO	NAME	SPEED	LAP
1	5	MICHELISZ	169.8	6	5	MICHELISZ	200.7	2	5	MICHELISZ	176.1	1
2	17	NYKJAER	169.8	5	3	MONTEIRO	199.6	1	4	GENE	175.6	3
3	3	MONTEIRO	169.5	7	17	NYKJAER	199.2	1	2	CORONEL	174.7	6
4	4	GENE	169.5	2	20	O'YOUNG	199.2	1	3	MONTEIRO	174.4	11
5	2	CORONEL	169.2	10	4	GENE	198.8	5	17	NYKJAER	174.4	2
6	18	BARTH	169.2	5	18	BARTH	198.8	1	18	BARTH	174.1	9
7	24	POULSEN	167.7	6	2	CORONEL	198.5	2	7	HUFF	173.3	1
8	11	PRIAULX	166.9	9	6	MULLER	198.1	1	6	MULLER	173.0	4
9	7	HUFF	166.6	5	10	FARFUS	196.7	2	8	MENU	172.5	4
10	8	MENU	166.6	4	11	PRIAULX	196.7	2	24	POULSEN	172.5	2
11	72	TANIGUCHI	166.6	4	15	ENGSTLER	196.7	1	72	TANIGUCHI	172.5	4
12	6	MULLER	166.4	12	24	POULSEN	196.7	1	11	PRIAULX	172.2	2
13	10	FARFUS	166.4	4	72	TANIGUCHI	196.7	1	16	ROMANOV	172.2	3
14	20	O'YOUNG	166.4	1	8	MENU	196.3	2	10	FARFUS	171.9	5
15	16	ROMANOV	165.3	6	16	ROMANOV	196.0	1	15	ENGSTLER	171.9	8
16	15	ENGSTLER	164.8	9	25	HERNANDEZ	196.0	1	20	O'YOUNG	171.7	4
17	21	BENNANI	164.8	6	26	D'ASTE	195.2	1	21	BENNANI	170.3	1
18	25	HERNANDEZ	164.6	5	7	HUFF	194.9	2	25	HERNANDEZ	170.0	2
19	26	D'ASTE	163.6	11	21	BENNANI	194.2	1	26	D'ASTE	169.5	6
20	33	FABIANI	160.0	6	33	FABIANI	186.5	6	33	FABIANI	164.8	5



Weather/Track: Bright 16C / Dry 17C

Circuit Length - 3.696 kilometres
Oschersleben

2010 FIA World Touring Car Championship Race 1 - Best Sector Times Report

POS	SECTOR 1			SECTOR 2			SECTOR 3			NO	NAME	IDEAL/BEST LAP COMPARISON			
	NO	TIME	LAP	NO	TIME	LAP	NO	TIME	LAP			NO	IDEAL	BEST	LAP
1	7	36.618	2	7	32.429	1	7	26.752	1	7	HUFF	1:35.799	1:36.832	2	+ 1.033
2	8	36.650	2	8	32.682	1	10	26.981	1	8	MENU	1:36.317	1:36.543	2	+ 0.226
3	2	36.717	2	10	32.770	1	8	26.985	1	10	FARFUS	1:36.503	1:36.811	2	+ 0.308
4	10	36.752	2	2	32.824	1	6	26.986	2	6	MULLER	1:36.656	1:37.094	2	+ 0.438
5	3	36.782	3	11	32.832	7	3	27.061	1	2	CORONEL	1:36.715	1:36.871	2	+ 0.156
6	5	36.784	2	6	32.854	2	2	27.174	1	11	PRIAULX	1:36.942	1:37.139	7	+ 0.197
7	6	36.816	3	17	33.029	1	24	27.219	2	3	MONTEIRO	1:37.081	1:37.449	3	+ 0.368
8	11	36.821	4	4	33.094	8	11	27.289	5	5	MICHELISZ	1:37.296	1:37.395	2	+ 0.099
9	17	36.870	4	5	33.155	2	5	27.357	4	17	NYKJAER	1:37.430	1:37.746	4	+ 0.316
10	4	36.875	2	25	33.211	2	25	27.470	2	4	GENE	1:37.442	1:37.771	2	+ 0.329
11	18	36.902	2	18	33.219	2	4	27.473	8	18	BARTH	1:37.597	1:37.597	2	+ 0.000
12	25	37.073	2	3	33.238	5	18	27.476	2	24	POULSEN	1:37.681	1:37.899	2	+ 0.218
13	24	37.091	3	16	33.274	6	26	27.491	3	25	HERNANDEZ	1:37.754	1:37.754	2	+ 0.000
14	72	37.139	2	15	33.302	6	15	27.518	3	15	ENGSTLER	1:38.050	1:38.407	5	+ 0.357
15	15	37.230	4	24	33.371	9	17	27.531	2	26	D'ASTE	1:38.148	1:38.271	3	+ 0.123
16	26	37.256	5	26	33.401	12	72	27.632	8	21	BENNANI	1:38.366	1:38.786	5	+ 0.420
17	21	37.271	5	21	33.422	6	21	27.673	6	16	ROMANOV	1:38.372	1:38.372	6	+ 0.000
18	16	37.316	6	20	33.468	1	20	27.687	4	72	TANIGUCHI	1:38.451	1:38.854	6	+ 0.403
19	20	37.389	4	72	33.680	10	16	27.782	6	20	O'YOUNG	1:38.544	1:38.579	4	+ 0.035
20	33	40.494	4	33	35.962	6	33	29.868	5	33	FABIANI	1:46.324	1:48.989	5	+ 2.665

'Perfect Lap' - 1:35.799



Weather/Track: Bright 16C / Dry 17C

Circuit Length - 3.696 kilometres
Oschersleben

2010 FIA World Touring Car Championship

RACE 1 - LAP CHART

Lap 1			Lap 2			Lap 3			Lap 4			Lap 5		
No	Behind	Laptime	No	Behind	Laptime	No	Behind	Laptime	No	Behind	Laptime	No	Behind	Laptime
7		1:39.725	7		1:36.832	7		1:37.532	7		1:37.874	7		1:37.478
8	1.060	1:40.785	8	0.771	1:36.543	8	0.729	1:37.490	8	0.600	1:37.745	8	0.945	1:37.823
2	1.891	1:41.616	2	1.930	1:36.871	2	2.036	1:37.638	10	2.228	1:37.859	10	2.418	1:37.668
10	2.356	1:42.081	10	2.335	1:36.811	10	2.243	1:37.440	2	2.334	1:38.172	2	3.063	1:38.207
17	3.536	1:43.261	6	3.962	1:37.094	6	3.777	1:37.347	6	3.138	1:37.235	6	3.459	1:37.799
6	3.700	1:43.425	3	4.855	1:37.571	3	4.772	1:37.449	3	4.564	1:37.666	3	4.642	1:37.556
3	4.116	1:43.841	17	5.750	1:39.046	17	5.977	1:37.759	17	5.849	1:37.746	17	6.131	1:37.760
11	5.573	1:45.298	11	6.120	1:37.379	11	6.458	1:37.870	11	6.207	1:37.623	11	6.471	1:37.742
26	6.002	1:45.727	5	6.736	1:37.395	5	7.256	1:38.052	5	7.264	1:37.882	5	7.725	1:37.939
5	6.173	1:45.898	25	7.654	1:37.754	25	8.219	1:38.097	25	8.576	1:38.231	25	9.223	1:38.125
25	6.732	1:46.457	24	8.038	1:37.899	24	8.554	1:38.048	24	8.837	1:38.157	24	9.538	1:38.179
24	6.971	1:46.696	18	8.638	1:37.597	18	9.105	1:37.999	18	9.434	1:38.203	18	10.522	1:38.566
15	7.321	1:47.046	26	11.450	1:42.280	20	2 LAPS	5:03.928P	26	12.891	1:38.576	26	13.981	1:38.568
18	7.873	1:47.598	21	11.776	1:39.535	26	12.189	1:38.271	15	13.773	1:38.593	15	14.702	1:38.407
72	8.625	1:48.350	15	11.790	1:41.301	15	13.054	1:38.796	4	14.410	1:37.938	4	14.948	1:38.016
21	9.073	1:48.798	72	12.597	1:40.804	21	14.148	1:39.904	21	15.823	1:39.549	21	17.131	1:38.786
16	9.546	1:49.271	4	12.888	1:37.771	4	14.346	1:38.990	72	16.551	1:39.039	16	19.511	1:40.014
4	11.949	1:51.674	16	13.630	1:40.916	72	15.386	1:40.321	16	16.975	1:38.954	72	32.296	1:53.223
33	21.656	2:01.381	33	1:22.704	2:37.880P	16	15.895	1:39.797						

Subject to Technical Scrutineering. For Media Information Purposes - No Regulatory Value. Oschersleben
 Weather/Track: Bright 16C / Dry 17C
 Circuit Length = 3.6960 km.
 Start: 13:13 End: 13:35

2010 FIA World Touring Car Championship

RACE 1 - LAP CHART

(contd.)

Lap 6			Lap 7			Lap 8			Lap 9			Lap 10		
No	Behind	Laptime	No	Behind	Laptime	No	Behind	Laptime	No	Behind	Laptime	No	Behind	Laptime
7		1:37.158	7		1:36.999	7		1:37.388	7		1:37.857	8		1:37.800
8	1.148	1:37.361	8	1.445	1:37.296	8	1.659	1:37.602	8	1.883	1:38.081	10	1.010	1:37.798
10	2.656	1:37.396	10	3.164	1:37.507	10	3.182	1:37.406	10	2.895	1:37.570	6	3.574	1:37.887
6	4.213	1:37.912	6	5.013	1:37.799	6	5.214	1:37.589	6	5.370	1:38.013	2	5.218	1:38.346
2	4.361	1:38.456	2	5.666	1:38.304	2	6.320	1:38.042	2	6.555	1:38.092	3	5.573	1:38.137
3	5.237	1:37.753	3	6.331	1:38.093	3	6.806	1:37.863	3	7.119	1:38.170	11	5.952	1:38.232
11	7.237	1:37.924	11	7.377	1:37.139	11	7.349	1:37.360	11	7.403	1:37.911	17	9.237	1:38.336
17	7.324	1:38.351	17	8.920	1:38.595	17	9.969	1:38.437	17	10.584	1:38.472	7	10.617	1:50.300P
5	8.308	1:37.741	5	9.539	1:38.230	5	10.629	1:38.478	5	11.299	1:38.527	5	10.257	1:38.641
25	10.513	1:38.448	25	12.088	1:38.574	24	14.069	1:39.122	24	14.624	1:38.412	24	13.346	1:38.405
24	10.722	1:38.342	24	12.335	1:38.612	25	14.133	1:39.433	25	15.356	1:39.080	25	14.261	1:38.588
18	11.770	1:38.406	18	13.542	1:38.771	18	14.847	1:38.693	18	15.927	1:38.937	18	15.208	1:38.964
4	15.786	1:37.996	4	17.286	1:38.499	4	17.765	1:37.867	4	17.864	1:37.956	4	16.661	1:38.480
26	16.349	1:39.526	21	21.819	1:39.935	21	23.653	1:39.222	21	25.251	1:39.455	21	27.850	1:42.282
15	16.556	1:39.012	16	23.557	1:39.831	16	26.612	1:40.443	16	28.327	1:39.572	15	28.466	1:39.456
21	18.883	1:38.910	26	25.388	1:46.038	26	27.143	1:39.143	26	28.554	1:39.268	16	29.761	1:41.117
16	20.725	1:38.372	15	25.782	1:46.225	15	27.443	1:39.049	15	28.693	1:39.107	26	29.892	1:41.021
72	33.992	1:38.854	72	36.065	1:39.072	72	37.653	1:38.976	72	38.914	1:39.118	72	38.850	1:39.619
												33	7 LAPS	13:08.963

Subject to Technical Scrutineering. For Media Information Purposes - No Regulatory Value. Oschersleben
 Weather/Track: Bright 16C / Dry 17C
 Circuit Length = 3.6960 km.
 Start: 13:13 End: 13:35

2010 FIA World Touring Car Championship

RACE 1 - LAP CHART

(contd.)

Lap 11			Lap 12			Lap 13			Lap 14			Lap 15		
No	Behind	Laptime	No	Behind	Laptime	No	Behind	Laptime	No	Behind	Laptime	No	Behind	Laptime
8		1:37.742	8		1:37.854	8		1:38.045	8		1:38.260			
10	0.903	1:37.635	10	1.388	1:38.339	10	1.003	1:37.660	10	0.491	1:37.748			
6	3.836	1:38.004	33	8 LAPS	1:49.249	6	4.356	1:38.481	6	4.738	1:38.642			
2	5.747	1:38.271	6	3.920	1:37.938	2	6.611	1:38.567	2	6.835	1:38.484			
3	6.144	1:38.313	2	6.089	1:38.196	3	6.987	1:38.460	3	7.428	1:38.701			
11	6.628	1:38.418	3	6.572	1:38.282	11	7.210	1:38.254	11	7.845	1:38.895			
17	9.921	1:38.426	11	7.001	1:38.227	17	12.115	1:39.095	17	13.063	1:39.208			
5	11.932	1:39.417	17	11.065	1:38.998	33	8 LAPS	1:48.989	5	16.187	1:39.179			
24	14.250	1:38.646	5	14.010	1:39.932	5	15.268	1:39.303	24	16.449	1:38.950			
25	14.951	1:38.432	24	14.857	1:38.461	24	15.759	1:38.947	25	17.897	1:39.355			
18	16.820	1:39.354	25	16.130	1:39.033	25	16.802	1:38.717	18	20.146	1:39.328			
4	17.246	1:38.327	18	18.144	1:39.178	18	19.078	1:38.979	4	20.584	1:39.434			
15	29.839	1:39.115	4	18.514	1:39.122	4	19.410	1:38.941	33	8 LAPS	1:50.830			
21	30.198	1:40.090	15	30.739	1:38.754	15	31.272	1:38.578	15	32.077	1:39.065			
26	31.536	1:39.386	21	31.524	1:39.180	21	32.794	1:39.315	21	34.005	1:39.471			
16	32.795	1:40.776	26	32.321	1:38.639	26	33.029	1:38.753	26	34.164	1:39.395			
72	40.606	1:39.498	16	34.165	1:39.224	16	35.361	1:39.241	16	36.208	1:39.107			
20	9 LAPS	13:38.046	72	42.467	1:39.715	72	43.945	1:39.523	72	45.550	1:39.865			
			20	9 LAPS	1:40.116	20	9 LAPS	1:38.579	20	9 LAPS	1:38.855			

Subject to Technical Scrutineering. For Media Information Purposes - No Regulatory Value.

Weather/Track: Bright 16C / Dry 17C

Oschersleben


Circuit Length = 3.6960 km.

Start: 13:13 End: 13:35

2010 FIA World Touring Car Championship GRID FOR RACE 2

ROW 11	16	ROMANOV	1	TARQUINI
ROW 10	20	O'YOUNG	33	FABIANI
ROW 9	7	HUFF	72	TANIGUCHI
ROW 8	26	D'ASTE	21	BENNANI
ROW 7	15	ENGSTLER	4	GENE
ROW 6	18	BARTH	25	HERNANDEZ
ROW 5	24	POULSEN	8	MENU
ROW 4	10	FARFUS	6	MULLER
ROW 3	2	CORONEL	3	MONTEIRO
ROW 2	11	PRIAULX	17	NYKJAER
ROW 1	5	MICHELISZ		

POLE



CARS 1, 16 TO START FROM BACK OF GRID - STEWARDS DECISIONS 13, 14 REFER
Weather/Track: Bright 16C / Dry 17C

Oschersleben
 Circuit Length = 3.6960 km.
 Start: 13:13 End: 13:35

Race Director:	Steward:	Timekeeper:
----------------	----------	-------------

2010 FIA World Touring Car Championship
RACE 2 - PROVISIONAL CLASSIFICATION

POS	NO	CLS	DRIVER / TEAM	NAT	CAR	TIME	LAPS	GAP	KPH	BEST
1	11		Andy PRIAULX	GBR	BMW 320si	22:51.499	14		135.82	1:37.150
2	10		Augusto FARFUS	BRA	BMW 320si	22:54.228	14	2.729	135.55	1:36.990
3	6		Yvan MULLER	FRA	Chevrolet Cruze	23:00.239	14	8.740	134.96	1:37.243
4	17		Michel NYKJAER	DEN	SEAT Leon TDI	23:01.803	14	10.304	134.80	1:37.529
5	2		Tom CORONEL	NED	SEAT Leon TDI	23:02.481	14	10.982	134.74	1:37.486
6	24	I	Kristian POULSEN	DEN	BMW 320si	23:03.488	14	11.989	134.64	1:37.602
7	7		Robert HUFF	GBR	Chevrolet Cruze	23:08.190	14	16.691	134.18	1:37.220
8	8		Alain MENU	SUI	Chevrolet Cruze	23:08.742	14	17.243	134.13	1:37.688
9	1		Gabriele TARQUINI	ITA	SEAT Leon TDI	23:09.418	14	17.919	134.06	1:36.890
10	4		Jordi GENE	ESP	SEAT Leon TDI	23:10.692	14	19.193	133.94	1:37.832
11	5		Norbert MICHELISZ	HUN	SEAT Leon TDI	23:11.794	14	20.295	133.84	1:37.671
12	20	I	Darryl O'YOUNG	HKG	Chevrolet Lacetti	23:14.463	14	22.964	133.58	1:38.103
13	25	I	Sergio HERNANDEZ	ESP	BMW 320si	23:15.081	14	23.582	133.52	1:38.257
14	16	I	Andrei ROMANOV	RUS	BMW 320si	23:24.330	14	32.831	132.64	1:38.545
15	3		Tiago MONTEIRO	POR	SEAT Leon TDI	23:25.817	14	34.318	132.50	1:37.401
16	72	I	Yukinori TANIGUCHI	JPN	Chevrolet Lacetti	23:26.823	14	35.324	132.41	1:38.643
17	15	I	Franz ENGSTLER	GER	BMW 320si	23:30.178	14	38.679	132.09	1:38.224
18	26	I	Stefano D'ASTE	ITA	BMW 320si	23:39.448	14	47.949	131.23	1:38.701
19	33	I	Fabio FABIANI	ITA	BMW 320si	24:20.016	14	1:28.517	127.58	1:42.564
20	18		Fredy BARTH	SUI	SEAT Leon TDI	24:06.699	13	1 LAP	119.56	1:38.046

NOT CLASSIFIED

21	I		Mehdi BENNANI	MAR	BMW 320si		0	D.N.F.	N/A
----	---	--	---------------	-----	-----------	--	---	--------	-----

FASTEST LAP

1			Gabriele TARQUINI		SEAT Leon TDI	1:36.890	2	85.33mph	137.32kph
24	I		Kristian POULSEN		BMW 320si	1:37.602	4	84.70mph	136.32kph

Subject to Technical Scrutineering. For Media Information Purposes - No Regulatory Value.

Weather/Track: Bright 15C / Dry 19C

Oschersleben

Circuit Length = 3.6960 km.

Start: 15:28 End: 15:51

Race Director:	Steward:	Timekeeper:	Issued at:
----------------	----------	-------------	------------

2010 FIA World Touring Car Championship RACE 2 RESULT

POS	NO	CL	DRIVER	NAT	CAR	TIME	LAPS	GAP	KPH	BEST
1	11		Andy PRIAULX	GBR	BMW 320si	22:51.499	14		135.82	1:37.150
2	10		Augusto FARFUS	BRA	BMW 320si	22:54.228	14	2.729	135.55	1:36.990
3	6		Yvan MULLER	FRA	Chevrolet Cruze	23:00.239	14	8.740	134.96	1:37.243
4	17		Michel NYKJAER	DEN	SEAT Leon TDI	23:01.803	14	10.304	134.80	1:37.529
5	2		Tom CORONEL	NED	SEAT Leon TDI	23:02.481	14	10.982	134.74	1:37.486
6	24	I	Kristian POULSEN	DEN	BMW 320si	23:03.488	14	11.989	134.64	1:37.602
7	7		Robert HUFF	GBR	Chevrolet Cruze	23:08.190	14	16.691	134.18	1:37.220
8	8		Alain MENU	SUI	Chevrolet Cruze	23:08.742	14	17.243	134.13	1:37.688
9	1		Gabriele TARQUINI	ITA	SEAT Leon TDI	23:09.418	14	17.919	134.06	1:36.890
10	4		Jordi GENE	ESP	SEAT Leon TDI	23:10.692	14	19.193	133.94	1:37.832
11	5		Norbert MICHELISZ	HUN	SEAT Leon TDI	23:11.794	14	20.295	133.84	1:37.671
12	20	I	Darryl O'YOUNG	HKG	Chevrolet Lacetti	23:14.463	14	22.964	133.58	1:38.103
13	25	I	Sergio HERNANDEZ	ESP	BMW 320si	23:15.081	14	23.582	133.52	1:38.257
14	72	I	Yukinori TANIGUCHI	JPN	Chevrolet Lacetti	23:26.823	14	35.324	132.41	1:38.643
15	15	I	Franz ENGSTLER	GER	BMW 320si	23:30.178	14	38.679	132.09	1:38.224
16	26	I	Stefano D'ASTE	ITA	BMW 320si	23:39.448	14	47.949	131.23	1:38.701
17	16	I	Andrei ROMANOV	RUS	BMW 320si	23:54.330	14	1:02.831	129.87	1:38.545
18	3		Tiago MONTEIRO	POR	SEAT Leon TDI	23:55.817	14	1:04.318	129.73	1:37.401
19	33	I	Fabio FABIANI	ITA	BMW 320si	24:20.016	14	1:28.517	127.58	1:42.564
20	18		Fredy BARTH	SUI	SEAT Leon TDI	24:06.699	13	1 LAP	119.56	1:38.046

NOT CLASSIFIED

21	I	Mehdi BENNANI	MAR	BMW 320si		0	D.N.F.	N/A
----	---	---------------	-----	-----------	--	---	--------	-----

FASTEST LAP

1		Gabriele TARQUINI		SEAT Leon TDI	1:36.890	2	137.32kph	85.33mph
24	I	Kristian POULSEN		BMW 320si	1:37.602	4	136.32kph	84.70mph

Car 16 - 30 second penalty (Stewards Decision 18 refers)
Car 3 - 30 second penalty (Stewards Decision 33 refers)

Oschersleben
Circuit Length = 3.6960 km.
Start: 15:28 End: 15:51

Steward:	Steward:	Steward:
----------	----------	----------

2010 FIA World Touring Car Championship

Race 2 - Sector Analysis Report

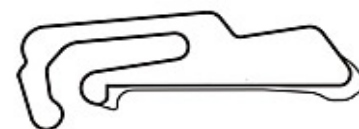
Lap S1 Time S1 Spd S2 Time S2 Spd S3 Time S3 Spd Lap Time Pit Lap S1 Time S1 Spd S2 Time S2 Spd S3 Time S3 Spd Lap Time Pit

1 TARQUINI							ITA		SEAT Leon TDI						
1	48.918	167.4	33.409	198.8	28.214	169.2	1:50.541	9	38.625	167.9	33.485	199.6	27.586	173.3	1:39.696
2	36.820	168.2	32.875	198.5	27.195	173.0	1:36.890	10	37.395	166.9	33.387	200.3	27.695	173.0	1:38.477
3	37.013	168.2	33.105	199.2	27.412	172.2	1:37.530	11	37.476	170.0	33.437	199.6	27.602	174.4	1:38.515
4	37.247	168.7	33.120	198.1	27.417	172.8	1:37.784	12	37.712	166.6	34.366	197.0	27.611	172.8	1:39.689
5	36.980	168.7	33.141	198.5	27.402	173.3	1:37.523	13	37.294	168.7	33.231	198.5	27.581	173.0	1:38.106
6	37.634	168.4	33.480	200.3	27.967	173.9	1:39.081	14	37.345	168.7	33.352	199.2	27.648	173.3	1:38.345
7	37.258	169.0	33.246	200.3	27.687	173.0	1:38.191								
8	37.389	168.7	33.305	200.0	28.356	170.6	1:39.050								

2 CORONEL							NED		SEAT Leon TDI						
1	45.705	165.8	33.482	199.6	27.998	173.6	1:47.185	9	37.177	168.2	33.386	198.8	27.672	173.6	1:38.235
2	37.439	166.9	33.224	198.5	27.344	173.3	1:38.007	10	37.039	168.2	33.232	199.2	27.727	172.2	1:37.998
3	37.010	167.7	33.106	199.6	27.370	173.0	1:37.486	11	37.270	167.7	33.359	198.1	27.692	173.3	1:38.321
4	36.958	167.4	33.136	199.2	27.505	173.3	1:37.599	12	37.303	166.9	33.292	198.5	27.716	173.0	1:38.311
5	37.247	167.7	33.351	200.7	27.739	171.4	1:38.337	13	37.336	167.1	33.311	198.8	27.737	172.2	1:38.384
6	37.335	168.4	33.304	197.8	27.673	172.8	1:38.312	14	37.350	168.2	33.520	198.8	27.621	172.2	1:38.491
7	37.023	168.4	33.288	198.5	27.562	172.8	1:37.873								
8	37.074	167.7	33.357	199.6	27.511	173.3	1:37.942								

3 MONTEIRO							POR		SEAT Leon TDI						
1	44.852	162.8	33.060	197.4	27.260	172.5	1:45.172	9	37.073	166.4	33.410	197.0	27.593	171.4	1:38.076
2	36.721	168.2	32.995	197.0	27.685	174.4	1:37.401	10	37.183	166.4	33.267	197.0	27.590	171.7	1:38.040
3	36.981	168.2	33.154	199.6	27.495	172.5	1:37.630	11	37.115	167.1	33.394	197.4	27.539	172.2	1:38.048
4	37.209	168.4	33.189	198.1	27.328	172.5	1:37.726	12	37.120	167.4	33.370	197.8	27.780	171.9	1:38.270
5	36.892	169.0	33.331	197.8	27.791	170.6	1:38.014	13	37.089	167.4	33.420	197.8	27.611	172.5	1:38.120
6	37.394	167.7	33.440	196.7	35.303		1:46.137 Pit	14	37.341	167.4	33.292	197.8	27.581	171.7	1:38.214
7	55.811	167.1	33.359	197.0	27.914	171.1	1:57.084								
8	37.076	166.9	33.318	196.7	27.491	172.2	1:37.885								

4 GENE							ESP		SEAT Leon TDI						
1	46.364	166.9	33.539	199.6	28.152	172.5	1:48.055	9	38.618	167.1	33.644	197.8	27.830	172.8	1:40.092
2	37.603	166.1	33.348	197.4	27.534	172.8	1:38.485	10	37.480	167.9	33.371	197.4	27.668	171.7	1:38.519
3	37.293	167.4	33.325	198.5	28.030	172.5	1:38.648	11	37.432	166.9	33.391	197.8	27.800	171.9	1:38.623
4	37.900	166.6	33.266	198.5	27.473	173.0	1:38.639	12	37.491	166.6	33.985	198.1	27.822	171.9	1:39.298
5	37.111	168.2	33.142	198.1	27.579	173.6	1:37.832	13	37.481	166.9	33.311	197.4	27.757	172.2	1:38.549
6	37.210	169.0	33.274	198.1	28.007	173.6	1:38.491	14	37.504	167.1	33.395	197.0	27.740	172.8	1:38.639
7	37.396	168.7	33.312	197.0	27.675	173.0	1:38.383								
8	37.290	167.9	33.233	198.8	27.916	173.0	1:38.439								



Weather/Track: Bright 15C / Dry 19C

Circuit Length - 3.696 kilometres
Oschersleben

2010 FIA World Touring Car Championship Race 2 - Sector Analysis Report

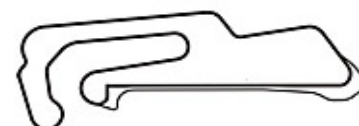
Lap S1 Time S1 Spd S2 Time S2 Spd S3 Time S3 Spd Lap Time Pit Lap S1 Time S1 Spd S2 Time S2 Spd S3 Time S3 Spd Lap Time Pit

5 MICHELISZ HUN SEAT Leon TDI															
1	43.547	169.0	33.126	198.1	27.419	173.6	1:44.092	9	37.971	166.9	33.455	198.1	27.651	172.8	1:39.077
2	36.899	168.7	33.211	198.8	27.567	173.6	1:37.677	10	37.472	167.1	33.337	198.5	27.747	173.0	1:38.556
3	37.042	169.8	33.163	198.8	27.466	173.3	1:37.671	11	37.342	168.2	33.422	198.5	27.809	172.5	1:38.573
4	37.069	168.7	33.341	198.5	27.599	172.8	1:38.009	12	37.692	165.3	35.422	201.4	27.971	174.1	1:41.085
5	37.012	168.4	33.396	198.5	30.911	158.1	1:41.319	13	37.596	168.2	33.485	199.2	27.936	173.6	1:39.017
6	38.896	167.1	33.500	200.7	27.931	173.9	1:40.327	14	37.558	169.2	33.565	199.6	27.805	173.3	1:38.928
7	37.054	169.5	33.408	200.0	27.744	173.9	1:38.206								
8	37.203	169.0	33.323	198.8	28.731	164.6	1:39.257								

6 MULLER FRA Chevrolet Cruze															
1	45.098	165.6	33.617	197.4	28.290	170.8	1:47.005	9	37.164	165.3	33.252	196.3	27.547	170.6	1:37.963
2	37.398	164.3	32.934	198.1	27.410	171.1	1:37.742	10	37.123	164.8	33.218	197.0	27.546	170.3	1:37.887
3	36.820	164.6	33.048	198.1	27.375	171.4	1:37.243	11	37.163	166.4	33.342	195.6	27.530	171.4	1:38.035
4	36.939	165.6	33.134	198.1	27.704	169.0	1:37.777	12	37.225	164.8	33.318	196.7	27.450	170.6	1:37.993
5	37.196	165.6	33.210	197.0	27.551	169.8	1:37.957	13	37.263	166.1	33.377	197.0	27.523	170.6	1:38.163
6	37.114	165.6	33.237	197.0	27.485	170.8	1:37.836	14	37.364	164.3	33.792	195.6	27.983	168.2	1:39.139
7	37.097	166.4	33.181	196.3	27.454	171.1	1:37.732								
8	37.062	165.1	33.263	196.0	27.442	170.8	1:37.767								

7 HUFF GBR Chevrolet Cruze															
1	47.188	165.8	33.524	197.0	29.832	164.1	1:50.544	9	38.449	165.6	33.357	197.8	27.584	171.1	1:39.390
2	37.473	164.8	32.797	198.1	27.360	172.5	1:37.630	10	37.539	165.1	33.264	197.8	27.710	171.1	1:38.513
3	36.933	165.3	33.021	197.8	27.266	172.8	1:37.220	11	37.515	166.1	33.310	197.0	27.764	170.8	1:38.589
4	37.417	165.8	32.903	197.4	27.408	172.2	1:37.728	12	37.712	165.8	33.511	195.6	27.580	170.8	1:38.803
5	37.278	166.9	33.153	196.7	27.497	171.4	1:37.928	13	37.290	167.1	33.260	195.6	27.553	170.3	1:38.103
6	37.218	166.6	33.449	198.8	27.830	171.4	1:38.497	14	37.298	165.8	33.191	196.0	27.745	170.0	1:38.234
7	37.543	165.6	33.195	198.1	27.634	170.8	1:38.372								
8	37.439	165.8	33.289	197.4	27.911	167.4	1:38.639								

8 MENU SUI Chevrolet Cruze															
1	45.941	165.6	33.668	196.7	28.168	171.7	1:47.777	9	37.242	165.3	33.223	196.7	27.545	170.8	1:38.010
2	37.651	164.8	33.355	197.0	27.399	171.7	1:38.405	10	37.367	165.1	33.250	197.0	27.469	170.0	1:38.086
3	37.402	165.1	33.101	196.7	27.286	171.4	1:37.789	11	37.382	166.4	33.296	196.7	27.588	170.6	1:38.266
4	37.181	165.3	33.132	197.4	27.375	171.7	1:37.688	12	37.427	166.1	33.264	196.7	27.568	171.1	1:38.259
5	37.185	165.6	33.120	196.7	27.450	171.1	1:37.755	13	37.729	161.9	34.062	194.5	28.500	166.9	1:40.291
6	38.066	165.1	33.311	196.0	27.364	171.1	1:38.741	14	39.006	162.1	34.482	177.9	28.463	169.5	1:41.951
7	37.299	165.8	33.334	195.2	27.357	171.1	1:37.990								
8	37.203	165.1	33.094	197.4	27.437	171.4	1:37.734								



Weather/Track: Bright 15C / Dry 19C

Circuit Length - 3.696 kilometres
Oschersleben

2010 FIA World Touring Car Championship

Race 2 - Sector Analysis Report

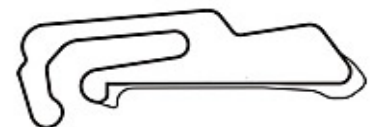
Lap S1 Time S1 Spd S2 Time S2 Spd S3 Time S3 Spd Lap Time Pit Lap S1 Time S1 Spd S2 Time S2 Spd S3 Time S3 Spd Lap Time Pit

10 FARFUS								BRA BMW 320si							
1	44.948	160.9	33.595	196.0	28.197	169.0	1:46.740	9	37.023	164.6	33.031	194.9	27.163	170.3	1:37.217
2	37.353	164.8	33.057	195.6	27.252	170.0	1:37.662	10	37.112	163.8	33.138	194.5	27.354	169.0	1:37.604
3	36.915	163.6	32.914	196.3	27.161	170.8	1:36.990	11	37.053	165.3	32.967	194.9	27.340	169.8	1:37.360
4	36.923	165.1	33.373	197.4	27.752	169.5	1:38.048	12	37.232	164.1	33.031	194.9	27.387	169.5	1:37.650
5	37.130	164.8	33.016	196.0	27.221	169.8	1:37.367	13	37.110	165.1	33.026	196.0	27.166	170.6	1:37.302
6	37.260	165.3	33.002	196.3	27.453	170.6	1:37.715	14	37.357	164.8	33.099	195.6	27.507	167.9	1:37.963
7	37.072	164.3	32.993	194.5	27.249	169.5	1:37.314								
8	37.026	164.3	33.040	194.5	27.230	169.5	1:37.296								

11 PRIAULX								GBR BMW 320si							
1	42.555	164.6	32.780	194.2	27.137	170.8	1:42.472	9	37.022	165.1	33.067	194.5	27.417	170.3	1:37.506
2	36.981	164.8	32.904	194.2	27.828	167.9	1:37.713	10	37.123	164.3	33.198	194.5	27.323	170.3	1:37.644
3	37.090	164.3	32.982	194.9	27.350	169.8	1:37.422	11	37.130	165.1	33.050	194.2	27.504	170.3	1:37.684
4	36.860	165.3	33.036	193.5	27.254	170.0	1:37.150	12	37.120	164.3	33.166	194.2	27.408	169.8	1:37.694
5	36.968	164.3	33.000	193.8	27.448	169.8	1:37.416	13	37.275	164.3	33.220	194.9	27.467	169.8	1:37.962
6	37.281	162.8	33.115	193.8	27.279	170.0	1:37.675	14	37.203	164.6	33.381	194.5	27.912	168.2	1:38.496
7	36.964	164.6	32.993	193.5	27.295	169.8	1:37.252								
8	37.117	165.3	33.019	194.5	27.277	170.3	1:37.413								

15 ENGSTLER								GER BMW 320si								I
1	1:05.385	161.4	33.515	190.4	27.318	167.4	2:06.218	9	37.306	161.4	33.475	194.2	27.757	170.0	1:38.538	
2	37.254	163.1	33.921	191.1	27.426	169.8	1:38.601	10	37.237	162.4	33.343	193.2	27.644	169.8	1:38.224	
3	37.314	162.1	34.387	193.5	27.657	169.5	1:39.358	11	37.406	162.8	33.392	193.5	27.616	170.0	1:38.414	
4	38.106	160.7	33.806	192.8	27.742	169.2	1:39.654	12	37.347	161.4	33.550	193.8	27.634	169.0	1:38.531	
5	37.375	161.9	33.363	192.1	27.502	169.2	1:38.240	13	37.541	163.1	33.560	192.5	28.028	170.0	1:39.129	
6	37.430	161.6	33.227	192.8	27.588	168.4	1:38.245	14	37.564	161.6	33.709	192.5	27.819	169.5	1:39.092	
7	37.278	161.9	33.507	190.8	28.814	168.2	1:39.599									
8	37.326	162.6	33.289	193.8	27.720	169.2	1:38.335									

16 ROMANOV								RUS BMW 320si								I
1	48.165	165.3	33.873	196.3	28.815	168.4	1:50.853	9	37.782	164.3	33.508	196.0	28.868	165.6	1:40.158	
2	38.717	163.1	33.398	196.7	27.745	171.7	1:39.860	10	38.502	163.6	33.723	193.5	27.821	169.2	1:40.046	
3	38.717	162.1	33.365	196.7	28.965	145.9	1:41.047	11	37.681	164.1	33.514	193.8	27.961	169.8	1:39.156	
4	38.063	162.8	33.385	195.6	27.739	170.8	1:39.187	12	37.541	164.1	33.617	194.5	27.884	169.8	1:39.042	
5	37.580	163.3	33.270	195.2	27.695	170.0	1:38.545	13	37.540	163.8	33.604	194.5	28.050	169.2	1:39.194	
6	37.414	163.8	33.400	194.5	27.793	170.3	1:38.607	14	37.758	163.3	33.858	193.2	28.219	169.8	1:39.835	
7	37.464	163.6	33.371	196.7	27.759	170.0	1:38.594									
8	37.682	164.3	33.731	194.2	28.793	170.6	1:40.206									



Weather/Track: Bright 15C / Dry 19C

Circuit Length - 3.696 kilometres
Oschersleben

2010 FIA World Touring Car Championship

Race 2 - Sector Analysis Report

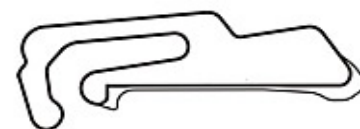
Lap S1 Time S1 Spd S2 Time S2 Spd S3 Time S3 Spd Lap Time Pit Lap S1 Time S1 Spd S2 Time S2 Spd S3 Time S3 Spd Lap Time Pit

17 NYKJAER DEN							SEAT Leon TDI								
1	43.962	165.3	33.177	197.4	27.308	174.1	1:44.447	9	37.137	167.7	33.290	198.8	27.625	173.3	1:38.052
2	36.936	168.2	33.202	199.2	27.651	174.1	1:37.789	10	37.061	169.0	33.248	197.4	27.601	172.5	1:37.910
3	37.103	165.8	33.014	197.4	27.412	172.8	1:37.529	11	37.096	167.1	33.326	196.7	27.554	173.3	1:37.976
4	38.132	160.9	33.620	194.9	28.355	168.7	1:40.107	12	37.275	167.9	33.362	197.8	27.839	172.5	1:38.476
5	37.379	167.4	33.358	196.7	27.767	171.1	1:38.504	13	37.399	167.4	33.438	199.2	27.813	172.5	1:38.650
6	37.122	167.1	33.149	198.5	27.460	173.3	1:37.731	14	37.312	167.1	33.470	198.5	27.796	171.9	1:38.578
7	37.049	169.0	33.460	196.3	27.639	173.0	1:38.148								
8	37.157	166.6	33.146	197.0	27.603	173.0	1:37.906								

18 BARTH SUI							SEAT Leon TDI								
1	46.576	166.6	33.918	192.5	28.276	172.5	1:48.770	8	55.396	166.6	33.317	197.0	27.628	171.1	1:56.341
2	44.715	97.6	47.782	112.2	48.460		2:20.957 Pit	9	37.341	166.9	33.322	197.4	27.813	171.7	1:38.476
3	2:05.740	166.1	33.191	194.9	27.425	171.4	3:06.356	10	37.405	166.6	33.353	198.5	27.663	172.8	1:38.421
4	37.316	167.4	33.210	195.6	27.520	171.9	1:38.046	11	37.779	166.9	33.634	196.0	27.661	170.8	1:39.074
5	37.220	167.4	33.153	196.7	27.845	170.8	1:38.218	12	37.654	165.8	33.426	195.2	27.789	171.1	1:38.869
6	37.205	166.9	33.437	192.1	27.630	171.7	1:38.272	13	37.612	165.8	33.536	196.3	27.773	172.2	1:38.921
7	37.366	166.4	33.437	195.6	35.175		1:45.978 Pit								

20 O'YOUNG HKG							Chevrolet Lacetti I								
1	48.542	166.1	33.809	194.9	28.894	169.8	1:51.245	9	37.319	165.8	33.566	198.1	27.794	171.4	1:38.679
2	37.973	165.8	33.273	197.8	27.735	169.2	1:38.981	10	37.716	166.4	33.525	197.0	28.000	171.1	1:39.241
3	36.941	166.1	33.339	196.3	27.823	170.8	1:38.103	11	37.478	166.1	33.642	196.3	27.791	169.5	1:38.911
4	37.231	166.6	33.488	197.0	27.855	171.4	1:38.574	12	37.539	164.3	33.596	197.0	27.754	169.8	1:38.889
5	37.193	165.8	33.445	197.0	27.842	171.4	1:38.480	13	37.434	167.1	33.515	197.4	27.693	170.8	1:38.642
6	37.292	165.6	33.537	196.3	27.723	171.4	1:38.552	14	37.499	166.9	33.648	197.8	27.648	170.8	1:38.795
7	37.365	165.8	33.538	196.3	27.741	170.8	1:38.644								
8	37.372	166.1	33.566	197.0	27.789	171.1	1:38.727								

24 POULSEN DEN							BMW 320si I								
1	45.422	166.1	33.581	200.0	28.443	173.0	1:47.446	9	37.450	165.8	33.183	198.1	27.549	170.3	1:38.182
2	37.643	166.1	33.309	196.7	27.435	170.8	1:38.387	10	37.284	167.1	33.339	197.4	27.381	171.1	1:38.004
3	37.132	165.6	33.193	194.9	27.282	170.3	1:37.607	11	37.506	165.6	33.356	196.3	27.416	172.2	1:38.278
4	37.183	166.4	33.219	196.3	27.200	171.7	1:37.602	12	37.607	165.8	33.221	197.0	27.611	170.6	1:38.439
5	37.263	166.6	33.167	196.3	27.471	170.3	1:37.901	13	37.472	165.8	33.476	196.0	27.606	171.4	1:38.554
6	37.677	167.4	33.159	198.8	27.419	171.1	1:38.255	14	37.521	166.1	33.504	195.6	27.981	155.8	1:39.006
7	37.327	165.8	33.310	195.6	27.397	171.1	1:38.034								
8	37.245	166.1	33.233	197.8	27.315	172.5	1:37.793								

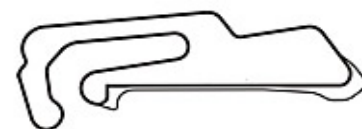


Weather/Track: Bright 15C / Dry 19C

Circuit Length - 3.696 kilometres
Oschersleben

2010 FIA World Touring Car Championship Race 2 - Sector Analysis Report

Lap	S1 Time	S1 Spd	S2 Time	S2 Spd	S3 Time	S3 Spd	Lap Time	Pit	Lap	S1 Time	S1 Spd	S2 Time	S2 Spd	S3 Time	S3 Spd	Lap Time	Pit
25 HERNANDEZ ESP BMW 320si I																	
1	46.358	159.0	34.021	194.2	27.984	169.5	1:48.363		9	37.298	163.1	33.440	192.5	27.701	168.7	1:38.439	
2	43.756	152.3	33.888	190.8	27.506	168.7	1:45.150		10	37.342	162.8	33.393	192.5	27.755	168.4	1:38.490	
3	37.344	161.9	33.304	192.1	27.609	167.7	1:38.257		11	37.322	163.1	33.449	192.1	27.627	169.0	1:38.398	
4	37.367	162.8	33.592	191.8	27.665	169.8	1:38.624		12	37.359	163.1	33.386	193.5	27.727	169.0	1:38.472	
5	37.205	163.6	33.355	192.8	27.697	169.2	1:38.257		13	37.285	163.3	33.344	193.5	27.635	169.2	1:38.264	
6	37.201	162.1	33.582	194.5	27.697	169.2	1:38.480		14	37.398	163.6	33.346	195.2	27.547	169.2	1:38.291	
7	37.628	161.9	33.414	191.4	27.627	168.4	1:38.669										
8	37.338	162.6	33.778	191.4	27.811	168.7	1:38.927										
26 D'ASTE ITA BMW 320si I																	
1	47.646	164.1	33.986	194.2	28.984	162.8	1:50.616		9	37.678	160.9	33.885	190.4	27.753	166.9	1:39.316	
2	37.997	162.6	33.268	192.8	27.436	167.7	1:38.701		10	37.728	160.4	33.882	190.1	27.879	166.6	1:39.489	
3	51.219	95.4	36.467	190.1	28.153	165.8	1:55.839		11	37.755	160.4	34.011	189.8	27.675	166.6	1:39.441	
4	37.971	160.7	33.832	191.4	28.804	166.4	1:40.607		12	37.643	160.4	34.091	190.1	27.693	166.1	1:39.427	
5	37.714	159.7	33.852	190.8	27.721	166.6	1:39.287		13	37.755	160.7	34.262	190.4	27.835	166.1	1:39.852	
6	37.649	161.4	33.567	191.1	27.602	166.9	1:38.818		14	37.889	160.0	34.247	190.1	27.802	166.4	1:39.938	
7	37.609	160.4	33.849	191.1	27.779	166.9	1:39.237										
8	37.439	160.7	33.654	191.8	27.787	166.1	1:38.880										
33 FABIANI ITA BMW 320si I																	
1	50.963	158.1	35.299	189.1	29.158	165.8	1:55.420		9	40.351	160.4	35.131	189.1	28.779	165.1	1:44.261	
2	39.014	157.8	35.295	189.4	29.503	163.8	1:43.812		10	38.654	158.1	34.940	189.8	28.992	164.8	1:42.586	
3	39.356	157.8	35.281	189.4	29.170	164.6	1:43.807		11	39.029	156.9	35.657	190.1	28.981	165.1	1:43.667	
4	39.289	156.7	35.904	189.1	29.031	163.6	1:44.224		12	39.583	158.5	35.109	189.8	29.076	164.1	1:43.768	
5	38.895	156.2	34.791	190.4	28.878	164.3	1:42.564		13	39.157	160.0	35.387	189.4	28.897	165.1	1:43.441	
6	38.735	159.2	34.890	190.1	29.477	163.8	1:43.102		14	39.133	159.0	35.313	189.4	29.051	163.1	1:43.497	
7	38.923	158.8	34.833	188.8	29.117	163.8	1:42.873										
8	38.895	157.4	35.011	190.1	29.088	165.6	1:42.994										
72 TANIGUCHI JPN Chevrolet Lacetti I																	
1	49.923	163.1	33.490	197.4	28.063	170.6	1:51.476		9	37.766	163.8	34.029	196.0	29.048	167.7	1:40.843	
2	38.222	164.1	33.535	198.5	27.941	170.3	1:39.698		10	38.760	162.8	33.725	197.4	27.957	170.6	1:40.442	
3	37.789	164.1	33.394	196.3	27.460	170.6	1:38.643		11	37.776	164.6	34.382	189.8	27.930	170.6	1:40.088	
4	37.319	164.6	33.593	198.5	28.504	170.6	1:39.416		12	37.703	166.1	33.924	195.2	27.855	170.0	1:39.482	
5	37.476	164.6	33.492	196.7	27.744	170.8	1:38.712		13	37.892	166.1	33.804	194.9	28.310	170.6	1:40.006	
6	37.568	164.8	33.514	197.4	27.832	171.4	1:38.914		14	38.244	165.3	33.728	196.7	27.791	171.7	1:39.763	
7	38.109	164.6	33.476	198.8	27.786	171.1	1:39.371										
8	37.696	164.3	34.102	191.4	28.171	169.8	1:39.969										

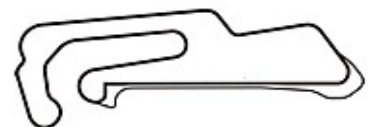


Weather/Track: Bright 15C / Dry 19C

Circuit Length - 3.696 kilometres
Oschersleben

2010 FIA World Touring Car Championship Race 2 - Best Sector Speeds Report

SECTOR 1				SECTOR 2				SECTOR 3				
POS	NO	NAME	SPEED	LAP	NO	NAME	SPEED	LAP	NO	NAME	SPEED	LAP
1	1	TARQUINI	170.0	11	5	MICHELISZ	201.4	12	1	TARQUINI	174.4	11
2	5	MICHELISZ	169.8	3	2	CORONEL	200.7	5	3	MONTEIRO	174.4	2
3	3	MONTEIRO	169.0	5	1	TARQUINI	200.3	6	5	MICHELISZ	174.1	12
4	4	GENE	169.0	6	24	POULSEN	200.0	1	17	NYKJAER	174.1	1
5	17	NYKJAER	169.0	7	3	MONTEIRO	199.6	3	2	CORONEL	173.6	1
6	2	CORONEL	168.4	6	4	GENE	199.6	1	4	GENE	173.6	5
7	18	BARTH	167.4	4	17	NYKJAER	199.2	2	24	POULSEN	173.0	1
8	24	POULSEN	167.4	6	7	HUFF	198.8	6	7	HUFF	172.8	3
9	7	HUFF	167.1	13	72	TANIGUCHI	198.8	7	18	BARTH	172.8	10
10	20	O'YOUNG	167.1	13	18	BARTH	198.5	10	8	MENU	171.7	1
11	6	MULLER	166.4	7	6	MULLER	198.1	2	16	ROMANOV	171.7	2
12	8	MENU	166.4	11	20	O'YOUNG	198.1	9	72	TANIGUCHI	171.7	14
13	72	TANIGUCHI	166.1	12	8	MENU	197.4	4	6	MULLER	171.4	3
14	10	FARFUS	165.3	6	10	FARFUS	197.4	4	20	O'YOUNG	171.4	4
15	11	PRIAULX	165.3	4	16	ROMANOV	196.7	2	10	FARFUS	170.8	3
16	16	ROMANOV	165.3	1	25	HERNANDEZ	195.2	14	11	PRIAULX	170.8	1
17	26	D'ASTE	164.1	1	11	PRIAULX	194.9	3	15	ENGSTLER	170.0	9
18	25	HERNANDEZ	163.6	5	15	ENGSTLER	194.2	9	25	HERNANDEZ	169.8	4
19	15	ENGSTLER	163.1	2	26	D'ASTE	194.2	1	26	D'ASTE	167.7	2
20	33	FABIANI	160.4	9	33	FABIANI	190.4	5	33	FABIANI	165.8	1



Weather/Track: Bright 15C / Dry 19C

Circuit Length - 3.696 kilometres
Oschersleben

2010 FIA World Touring Car Championship Race 2 - Best Sector Times Report

POS	SECTOR 1			SECTOR 2			SECTOR 3			IDEAL/BEST LAP COMPARISON					
	NO	TIME	LAP	NO	TIME	LAP	NO	TIME	LAP	NO	NAME	IDEAL	BEST	LAP	DIFF
1	3	36.721	2	11	32.780	1	11	27.137	1	11	PRIAULX	1:36.777	1:37.150	4	+ 0.373
2	1	36.820	2	7	32.797	2	10	27.161	3	1	TARQUINI	1:36.890	1:36.890	2	+ 0.000
3	6	36.820	3	1	32.875	2	1	27.195	2	3	MONTEIRO	1:36.976	1:37.401	2	+ 0.425
4	11	36.860	4	10	32.914	3	24	27.200	4	10	FARFUS	1:36.990	1:36.990	3	+ 0.000
5	5	36.899	2	6	32.934	2	3	27.260	1	7	HUFF	1:36.996	1:37.220	3	+ 0.224
6	10	36.915	3	3	32.995	2	7	27.266	3	6	MULLER	1:37.129	1:37.243	3	+ 0.114
7	7	36.933	3	17	33.014	3	8	27.286	3	17	NYKJAER	1:37.258	1:37.529	3	+ 0.271
8	17	36.936	2	8	33.094	8	17	27.308	1	2	CORONEL	1:37.408	1:37.486	3	+ 0.078
9	20	36.941	3	2	33.106	3	15	27.318	1	5	MICHELISZ	1:37.444	1:37.671	3	+ 0.227
10	2	36.958	4	5	33.126	1	2	27.344	2	24	POULSEN	1:37.491	1:37.602	4	+ 0.111
11	4	37.111	5	4	33.142	5	6	27.375	3	8	MENU	1:37.561	1:37.688	4	+ 0.127
12	24	37.132	3	18	33.153	5	5	27.419	1	4	GENE	1:37.726	1:37.832	5	+ 0.106
13	8	37.181	4	24	33.159	6	18	27.425	3	15	ENGSTLER	1:37.782	1:38.224	10	+ 0.442
14	25	37.201	6	15	33.227	6	26	27.436	2	18	BARTH	1:37.783	1:38.046	4	+ 0.263
15	18	37.205	6	26	33.268	2	72	27.460	3	20	O'YOUNG	1:37.862	1:38.103	3	+ 0.241
16	15	37.237	10	16	33.270	5	4	27.473	4	25	HERNANDEZ	1:38.011	1:38.257	3	+ 0.246
17	72	37.319	4	20	33.273	2	25	27.506	2	26	D'ASTE	1:38.143	1:38.701	2	+ 0.558
18	16	37.414	6	25	33.304	3	20	27.648	14	72	TANIGUCHI	1:38.173	1:38.643	3	+ 0.470
19	26	37.439	8	72	33.394	3	16	27.695	5	16	ROMANOV	1:38.379	1:38.545	5	+ 0.166
20	33	38.654	10	33	34.791	5	33	28.779	9	33	FABIANI	1:42.224	1:42.564	5	+ 0.340

'Perfect Lap' - 1:36.638



Weather/Track: Bright 15C / Dry 19C

Circuit Length - 3.696 kilometres
Oschersleben

2010 FIA World Touring Car Championship

RACE 2 - LAP CHART

Lap 1			Lap 2			Lap 3			Lap 4			Lap 5		
No	Behind	Laptime	No	Behind	Laptime	No	Behind	Laptime	No	Behind	Laptime	No	Behind	Laptime
11		1:42.472	11		1:37.713	11		1:37.422	11		1:37.150	11		1:37.416
5	1.620	1:44.092	5	1.584	1:37.677	5	1.833	1:37.671	5	2.692	1:38.009	3	3.770	1:38.014
17	1.975	1:44.447	17	2.051	1:37.789	17	2.158	1:37.529	3	3.172	1:37.726	10	4.634	1:37.367
3	2.700	1:45.172	3	2.388	1:37.401	3	2.596	1:37.630	10	4.683	1:38.048	6	5.551	1:37.957
10	4.268	1:46.740	10	4.217	1:37.662	10	3.785	1:36.990	6	5.010	1:37.777	17	6.203	1:38.504
6	4.533	1:47.005	6	4.562	1:37.742	6	4.383	1:37.243	17	5.115	1:40.107	2	6.441	1:38.337
2	4.713	1:47.185	2	5.007	1:38.007	2	5.071	1:37.486	2	5.520	1:37.599	5	6.595	1:41.319
24	4.974	1:47.446	24	5.648	1:38.387	24	5.833	1:37.607	24	6.285	1:37.602	24	6.770	1:37.901
8	5.305	1:47.777	8	5.997	1:38.405	8	6.364	1:37.789	8	6.902	1:37.688	8	7.241	1:37.755
4	5.583	1:48.055	4	6.355	1:38.485	1	7.354	1:37.530	1	7.988	1:37.784	1	8.095	1:37.523
25	5.891	1:48.363	1	7.246	1:36.890	4	7.581	1:38.648	7	8.365	1:37.728	7	8.877	1:37.928
18	6.298	1:48.770	7	7.989	1:37.630	7	7.787	1:37.220	4	9.070	1:38.639	4	9.486	1:37.832
7	8.072	1:50.544	26	9.132	1:38.701	20	10.722	1:38.103	20	12.146	1:38.574	20	13.210	1:38.480
1	8.069	1:50.541	20	10.041	1:38.981	72	12.210	1:38.643	72	14.476	1:39.416	72	15.772	1:38.712
26	8.144	1:50.616	16	10.528	1:39.860	16	14.153	1:41.047	25	15.637	1:38.624	25	16.478	1:38.257
16	8.381	1:50.853	72	10.989	1:39.698	25	14.163	1:38.257	16	16.190	1:39.187	16	17.319	1:38.545
20	8.773	1:51.245	25	13.328	1:45.150	33	25.432	1:43.807	15	29.074	1:39.654	15	29.898	1:38.240
72	9.004	1:51.476	33	19.047	1:43.812	15	26.570	1:39.358	26	31.006	1:40.607	26	32.877	1:39.287
33	12.948	1:55.420	15	24.634	1:38.601	26	27.549	1:55.839	33	32.506	1:44.224	33	37.654	1:42.564
15	23.746	2:06.218	18	49.542	2:20.957P				18	1 LAP	3:06.356	18	1 LAP	1:38.046

Subject to Technical Scrutineering. For Media Information Purposes - No Regulatory Value. Oschersleben
 Weather/Track: Bright 15C / Dry 19C
 Circuit Length = 3.6960 km.
 Start: 15:28 End: 15:51

2010 FIA World Touring Car Championship RACE 2 - LAP CHART

(contd.)

Lap 6			Lap 7			Lap 8			Lap 9			Lap 10		
No	Behind	Laptime	No	Behind	Laptime	No	Behind	Laptime	No	Behind	Laptime	No	Behind	Laptime
11		1:37.675	11		1:37.252	11		1:37.413	11		1:37.506	11		1:37.644
10	4.674	1:37.715	10	4.736	1:37.314	10	4.619	1:37.296	10	4.330	1:37.217	10	4.290	1:37.604
6	5.712	1:37.836	6	6.192	1:37.732	6	6.546	1:37.767	6	7.003	1:37.963	6	7.246	1:37.887
17	6.259	1:37.731	17	7.155	1:38.148	17	7.648	1:37.906	17	8.194	1:38.052	17	8.460	1:37.910
2	7.078	1:38.312	2	7.699	1:37.873	2	8.228	1:37.942	2	8.957	1:38.235	2	9.311	1:37.998
24	7.350	1:38.255	24	8.132	1:38.034	24	8.512	1:37.793	24	9.188	1:38.182	24	9.548	1:38.004
8	8.307	1:38.741	8	9.045	1:37.990	8	9.366	1:37.734	8	9.870	1:38.010	8	10.312	1:38.086
5	9.247	1:40.327	5	10.201	1:38.206	7	12.045	1:38.639	5	13.616	1:39.077	5	14.528	1:38.556
1	9.501	1:39.081	1	10.440	1:38.191	5	12.045	1:39.257	7	13.929	1:39.390	7	14.798	1:38.513
7	9.699	1:38.497	7	10.819	1:38.372	1	12.077	1:39.050	1	14.267	1:39.696	1	15.100	1:38.477
4	10.302	1:38.491	4	11.433	1:38.383	4	12.459	1:38.439	4	15.045	1:40.092	4	15.920	1:38.519
3	12.232	1:46.137P	20	15.479	1:38.644	20	16.793	1:38.727	20	17.966	1:38.679	20	19.563	1:39.241
20	14.087	1:38.552	25	18.700	1:38.669	25	20.214	1:38.927	25	21.147	1:38.439	25	21.993	1:38.490
72	17.011	1:38.914	72	19.130	1:39.371	72	21.686	1:39.969	72	25.023	1:40.843	16	27.440	1:40.046
25	17.283	1:38.480	16	19.593	1:38.594	16	22.386	1:40.206	16	25.038	1:40.158	72	27.821	1:40.442
16	18.251	1:38.607	3	32.064	1:57.084	3	32.536	1:37.885	3	33.106	1:38.076	3	33.502	1:38.040
15	30.468	1:38.245	15	32.815	1:39.599	15	33.737	1:38.335	15	34.769	1:38.538	15	35.349	1:38.224
26	34.020	1:38.818	26	36.005	1:39.237	26	37.472	1:38.880	26	39.282	1:39.316	26	41.127	1:39.489
18	1 LAP	1:38.218	18	1 LAP	1:38.272	18	1 LAP	1:45.978P	33	1:01.038	1:44.261	33	1:05.980	1:42.586
33	43.081	1:43.102	33	48.702	1:42.873	33	54.283	1:42.994	18	1 LAP	1:56.341	18	1 LAP	1:38.476

Subject to Technical Scrutineering. For Media Information Purposes - No Regulatory Value.

Weather/Track: Bright 15C / Dry 19C

Oschersleben

Circuit Length = 3.6960 km.

Start: 15:28 End: 15:51

2010 FIA World Touring Car Championship

RACE 2 - LAP CHART

(contd.)

Lap 11			Lap 12			Lap 13			Lap 14			Lap 15		
No	Behind	Laptime	No	Behind	Laptime	No	Behind	Laptime	No	Behind	Laptime	No	Behind	Laptime
11		1:37.684	11		1:37.694	11		1:37.962	11		1:38.496			
10	3.966	1:37.360	10	3.922	1:37.650	10	3.262	1:37.302	10	2.729	1:37.963			
6	7.597	1:38.035	6	7.896	1:37.993	6	8.097	1:38.163	6	8.740	1:39.139			
17	8.752	1:37.976	17	9.534	1:38.476	17	10.222	1:38.650	17	10.304	1:38.578			
2	9.948	1:38.321	2	10.565	1:38.311	2	10.987	1:38.384	2	10.982	1:38.491			
24	10.142	1:38.278	24	10.887	1:38.439	24	11.479	1:38.554	24	11.989	1:39.006			
8	10.894	1:38.266	8	11.459	1:38.259	8	13.788	1:40.291	7	16.691	1:38.234			
5	15.417	1:38.573	7	16.812	1:38.803	7	16.953	1:38.103	8	17.243	1:41.951			
7	15.703	1:38.589	1	17.926	1:39.689	1	18.070	1:38.106	1	17.919	1:38.345			
1	15.931	1:38.515	4	18.463	1:39.298	4	19.050	1:38.549	4	19.193	1:38.639			
4	16.859	1:38.623	5	18.808	1:41.085	5	19.863	1:39.017	5	20.295	1:38.928			
20	20.790	1:38.911	20	21.985	1:38.889	20	22.665	1:38.642	20	22.964	1:38.795			
25	22.707	1:38.398	25	23.485	1:38.472	25	23.787	1:38.264	25	23.582	1:38.291			
16	28.912	1:39.156	16	30.260	1:39.042	16	31.492	1:39.194	16	32.831	1:39.835			
72	30.225	1:40.088	72	32.013	1:39.482	72	34.057	1:40.006	3	34.318	1:38.214			
3	33.866	1:38.048	3	34.442	1:38.270	3	34.600	1:38.120	72	35.324	1:39.763			
15	36.079	1:38.414	15	36.916	1:38.531	15	38.083	1:39.129	15	38.679	1:39.092			
26	42.884	1:39.441	26	44.617	1:39.427	26	46.507	1:39.852	26	47.949	1:39.938			
33	1:11.963	1:43.667	18	1 LAP	1:39.074	18	1 LAP	1:38.869	18	1 LAP	1:38.921			
18	1 LAP	1:38.421	33	1:18.037	1:43.768	33	1:23.516	1:43.441	33	1:28.517	1:43.497			

Subject to Technical Scrutineering. For Media Information Purposes - No Regulatory Value.

Weather/Track: Bright 15C / Dry 19C

Oschersleben

Circuit Length = 3.6960 km.

Start: 15:28 End: 15:51