



WTCC

FIA World Touring Car Championship

Rounds 15 & 16
Termas de Rio Hondo, Argentina
2 – 4 August 2013



Timing and Results by MST SYSTEMS Ltd

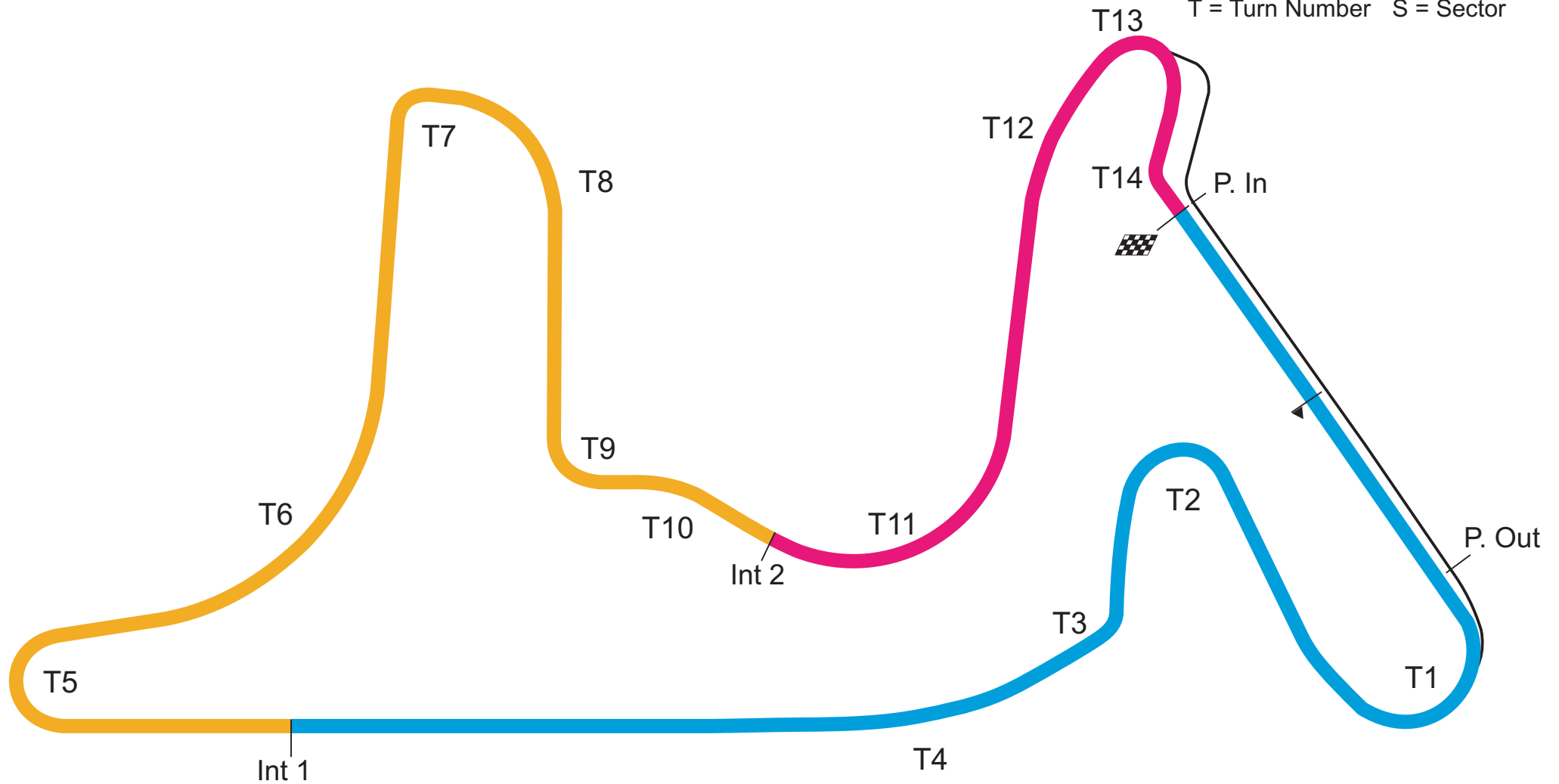
www.fiawtcc.com

www.mstworld.com



Termas de Rio Hondo, Argentina
2 - 4th August 2013

—▲	Start line
▣	Finish "Line"
	Start Line Offset 184 m
	Int 1 @ 2,043 Km
	Int 2 @ 3,871 Km
	Circuit Centerline 4,806 Km
	Pit in @ 4,640 Km
	Pit out @ 0,536 Km
	Pit in to Pit out 0,413 Km
	A lap by the Pits 4,838 Km
	T = Turn Number S = Sector



2013 FIA WORLD TOURING CAR CHAMPIONSHIP ENTRY LIST

Rounds 15 & 16 – Termas de Río Hondo, 4 August 2013

#	class	team	driver	car
1		ALL-INKL.COM Münnich Motorsport	Rob Huff (GBR)	SEAT León WTCC
3		Castrol Honda WTC Team	Gabriele Tarquini (ITA)	Honda Civic WTCC
5		Zengö Motorsport	Norbert Michelisz (HUN)	Honda Civic WTCC
6	Y	Liqui Moly Team Engstler	Franz Engstler (DEU)	BMW 320 TC
7	Y	Liqui Moly Team Engstler	Charles Ng Ka Ki (HKG)	BMW 320 TC
8		LADA Sport Lukoil	Mikhail Kozlovskiy (RUS)	LADA Granta
9	Y	bamboo-engineering	Alex MacDowall (GBR)	Chevrolet Cruze 1.6T
10		LADA Sport Lukoil	James Thompson (GBR)	LADA Granta
12		RML	Yvan Muller (FRA)	Chevrolet Cruze 1.6T
14	Y	bamboo-engineering	James Nash (GBR)	Chevrolet Cruze 1.6T
15		ROAL Motorsport	Tom Coronel (NLD)	BMW 320 TC
17	Y	Nika Racing	Michel Nykjær (DNK)	Chevrolet Cruze 1.6T
18		Castrol Honda WTC Team	Tiago Monteiro (PRT)	Honda Civic WTCC
19	Y	Campos Racing	Fernando Monje (ESP)	SEAT León WTCC
20	Y	Campos Racing	Hugo Valente (FRA)	SEAT León WTCC
23		RML	Tom Chilton (GBR)	Chevrolet Cruze 1.6T
25	Y	Proteam Racing	Mehdi Bennani (MAR)	BMW 320 TC
26	Y	PB Racing	Stefano D'Aste (ITA)	BMW 320 TC
37	Y	ALL-INKL.COM Münnich Motorsport	René Münnich (DEU)	SEAT León WTCC
38		ALL-INKL.COM Münnich Motorsport	Marc Basseng (DEU)	SEAT León WTCC
55	Y	ROAL Motorsport	Darryl O'Young (HKG)	BMW 320 TC
72	Y	Wiechers-Sport	José María López (ARG)	BMW 320 TC
74		Tuenti Racing Team	Pepe Oriola (ESP)	Chevrolet Cruze 1.6T

Y – Yokohama Trophy

2013 FIA World Touring Car Championship
TEST SESSION

POS	NO	CLS	DRIVER	NAT	CAR	TIME	LAPS	GAP	KPH
1	12		Yvan MULLER	FRA	Chevrolet Cruze	1:49.878	13		157.46
2	23		Tom CHILTON	GBR	Chevrolet Cruze	1:50.246	13	0.368	156.93
3	3		Gabriele TARQUINI	ITA	Honda Civic WTCC	1:50.349	13	0.471	156.79
4	1		Robert HUFF	GBR	SEAT Leon WTCC	1:50.430	13	0.552	156.67
5	5		Norbert MICHELISZ	HUN	Honda Civic WTCC	1:50.724	13	0.846	156.25
6	18		Tiago MONTEIRO	PRT	Honda Civic WTCC	1:50.872	14	0.994	156.05
7	74		Pepe ORIOLA	ESP	Chevrolet Cruze	1:50.905	11	1.027	156.00
8	17	I	Michel NYKJAER	DNK	Chevrolet Cruze	1:50.912	14	1.034	155.99
9	10		James THOMPSON	GBR	Lada Granta	1:50.954	13	1.076	155.93
10	15		Tom CORONEL	NLD	BMW 320 TC	1:51.096	15	1.218	155.73
11	72	I	Jose Maria LOPEZ	ARG	BMW 320 TC	1:51.131	13	1.253	155.68
12	9	I	Alex MACDOWALL	GBR	Chevrolet Cruze	1:51.299	13	1.421	155.45
13	14	I	James NASH	GBR	Chevrolet Cruze	1:51.508	12	1.630	155.16
14	55	I	Darryl O'YOUNG	HKG	BMW 320 TC	1:51.531	15	1.653	155.12
15	25	I	Mehdi BENNANI	MAR	BMW 320 TC	1:51.647	15	1.769	154.96
16	38		Marc BASSENG	DEU	SEAT Leon WTCC	1:51.996	11	2.118	154.48
17	8		Mikhail KOZLOVSKIY	RUS	Lada Granta	1:52.475	13	2.597	153.82
18	37	I	Rene MUNNICH	DEU	SEAT Leon WTCC	1:52.748	14	2.870	153.45
19	19	I	Fernando MONJE	ESP	SEAT Leon WTCC	1:52.923	9	3.045	153.21
20	26	I	Stefano D'ASTE	ITA	BMW 320 TC	1:52.952	15	3.074	153.17
21	20	I	Hugo VALENTE	FRA	SEAT Leon WTCC	1:53.158	12	3.280	152.89
22	6	I	Franz ENGSTLER	DEU	BMW 320 TC	1:53.205	13	3.327	152.83
23	7	I	Charles NG	HKG	BMW 320 TC	1:54.725	13	4.847	150.80

Termas de Rio Hondo
Circuit Length = 4.8060 km.
Start: 13:30 End: 14:00

Weather/Track: Sun 20C/Dry 20C

		Timekeeper:	Issued at:
--	--	-------------	------------

2013 FIA World Touring Car Championship

Test Session - Sector Analysis Report

Lap S1 Time S1 Spd S2 Time S2 Spd S3 Time S3 Spd Lap Time Pit Lap S1 Time S1 Spd S2 Time S2 Spd S3 Time S3 Spd Lap Time Pit


1 HUFF				GBR		SEAT Leon WTCC					
1	11:17.575	170.0	48.037	27.273	12:32.885	8	45.482	232.7	42.005	24.051	1:51.538
2	51.702	186.8	45.985	25.889	2:03.576	9	45.484	234.2	41.891	34.185	2:01.560 Pit
3	51.178	211.7	44.837	24.910	2:00.925	10	5:22.622	204.1	46.727	28.748	6:38.097
4	46.519	232.7	46.714	37.955	2:11.188 Pit	11	45.028	231.7	41.924	23.793	1:50.745
5	3:28.153	212.5	45.047	24.476	4:37.676	12	45.045	231.7	41.627	23.758	1:50.430
6	45.628	232.7	42.380	23.960	1:51.968	13	48.181	234.2	41.753	35.478	2:05.412 Pit
7	45.487	232.7	42.142	24.301	1:51.930						

3 TARQUINI				ITA		Honda Civic WTCC					
1	11:08.653	229.7	42.634	32.403	12:23.690 Pit	8	46.499	232.2	42.547	32.526	2:01.572 Pit
2	2:50.060	228.8	42.174	23.939	3:56.173	9	3:10.116	184.3	47.692	25.897	4:23.705
3	45.916	230.7	41.878	24.851	1:52.645	10	45.438	232.2	42.178	23.680	1:51.296
4	45.834	230.2	42.405	23.863	1:52.102	11	45.187	235.2	41.540	23.622	1:50.349
5	45.740	230.2	43.268	30.355	1:59.363 Pit	12	45.392	232.2	42.708	23.695	1:51.795
6	4:03.762	228.3	42.846	24.503	5:11.111	13	45.395	233.7	42.082	30.535	1:58.012 Pit
7	45.625	232.7	42.028	24.446	1:52.099						

5 MICHELISZ				HUN		Honda Civic WTCC					
1	11:13.064	224.0	44.772	27.127	12:24.963	8	45.309	232.2	42.004	36.719	2:04.032 Pit
2	46.229	229.2	42.839	24.266	1:53.334	9	3:21.732	228.3	41.698	33.609	4:37.039 Pit
3	45.971	229.2	42.352	24.045	1:52.368	10	2:42.258	229.2		1:07.251	3:49.509
4	45.524	229.7	42.190	23.880	1:51.594	11	45.163	228.8		1:05.561	1:50.724
5	45.630	230.2	42.077	23.965	1:51.672	12	45.380	229.7	41.695	26.755	1:53.830
6	48.643	227.3	43.667	34.522	2:06.832 Pit	13	49.337	174.7	45.753	36.623	2:11.713 Pit
7	3:04.825	229.2	42.314	24.517	4:11.656						

6 ENGSTLER				DEU		BMW 320 TC				I	
1	12:31.239	202.2	44.748	26.121	13:42.108	8	3:16.672	226.4	43.120	24.971	4:24.763
2	47.932	223.1		1:21.205	2:09.137 Pit	9	46.101	227.8	42.537	24.567	1:53.205
3	3:20.292	222.2	46.190	24.914	4:31.396	10	46.831	230.7	42.655	24.864	1:54.350
4	47.161	227.8	42.893	24.483	1:54.537	11	46.636	226.4	55.769	26.144	2:08.549
5	46.221	230.2		1:25.207	2:11.428	12	46.224	227.3	42.985	25.049	1:54.258
6	46.877	226.4	42.970	25.002	1:54.849	13	46.448	227.8		1:27.738	2:14.186 Pit
7	46.384	229.7	44.944	37.707	2:09.035 Pit						

7 NG				HKG		BMW 320 TC				I	
1	11:35.846	214.2	45.105	27.721	12:48.672	8	4:48.496	223.6	43.000	24.623	5:56.119
2	49.081	218.1	45.128	34.852	2:09.061 Pit	9	55.645	210.5	45.516	24.395	2:05.556
3	2:55.053	226.4	42.912	24.542	4:02.507	10	46.679	227.8	42.977	25.144	1:54.800
4	48.021	222.6	42.988	24.517	1:55.526	11	46.660	224.5	43.602	24.463	1:54.725
5	47.349	224.5		1:08.363	1:55.712	12	47.782	219.5		1:07.029	1:54.811
6	46.856	226.4	42.786	25.649	1:55.291	13	48.010	207.6	43.897	39.353	2:11.260 Pit
7	48.345	223.1	43.152	34.047	2:05.544 Pit						



Circuit Length - 4.806 kilometres
Termas de Rio Hondo

Weather/Track: Sun 20C/Dry 20C

2013 FIA World Touring Car Championship

Test Session - Sector Analysis Report

Lap S1 Time S1 Spd S2 Time S2 Spd S3 Time S3 Spd Lap Time Pit Lap S1 Time S1 Spd S2 Time S2 Spd S3 Time S3 Spd Lap Time Pit


8 KOZLOVSKIY				RUS		Lada Granta					
1	11:31.492	192.8	46.651	39.156	12:57.299 Pit	8	46.914	231.7	42.798	24.959	1:54.671
2	2:42.344	228.8	44.060	25.614	3:52.018	9	46.435	222.2	43.998	38.234	2:08.667 Pit
3	47.746	227.3	43.780	25.471	1:56.997	10	6:00.027	196.7		1:14.886	7:14.913
4	48.735	212.5		1:15.413	2:04.148	11	46.246	229.2	42.485	24.383	1:53.114
5	46.597	230.2		1:08.721	1:55.318	12	45.950	234.2	42.203	24.322	1:52.475
6	46.752	232.2	42.936	25.008	1:54.696	13	47.256	197.4	49.935	42.897	2:20.088 Pit
7	46.614	230.7	43.109	24.835	1:54.558						

9 MACDOWALL				GBR		Chevrolet Cruze				I	
1	11:12.098			1:26.292	12:38.390 Pit	8	5:38.509	228.8	43.586	24.456	6:46.551
2	2:46.842	200.0	43.251	25.513	3:55.606	9	45.612	231.7	41.873	23.814	1:51.299
3	45.806	236.3	43.405	25.645	1:54.856	10	45.367	232.2	42.138	23.844	1:51.349
4	45.643	234.2	42.711	24.460	1:52.814	11	45.386	231.2	42.128	23.888	1:51.402
5	47.326	219.0	43.039	24.110	1:54.475	12	45.507	231.2		1:06.005	1:51.512
6	45.670	234.2	42.398	24.023	1:52.091	13	46.176	219.9	43.427	32.353	2:01.956 Pit
7	46.998	230.7	43.082	31.102	2:01.182 Pit						

10 THOMPSON				GBR		Lada Granta					
1	11:30.521	199.6	46.958	37.937	12:55.416 Pit	8	45.630	233.2	42.341	24.531	1:52.502
2	2:33.052	204.1	44.867	25.110	3:43.029	9	50.411	197.4	46.401	35.835	2:12.647 Pit
3	46.260	234.2	42.649	24.450	1:53.359	10	3:10.060	187.1	48.051	26.803	4:24.914
4	46.030	232.2	42.189	24.443	1:52.662	11	45.119	235.8	41.645	24.190	1:50.954
5	45.849	236.8	43.539	39.052	2:08.440 Pit	12	45.289	232.2	41.955	23.933	1:51.177
6	3:52.232	230.2	43.072	24.704	5:00.008	13	49.352	148.9		1:30.978	2:20.330 Pit
7	45.386	232.7	41.925	24.202	1:51.513						

12 MULLER				FRA		Chevrolet Cruze					
1	11:02.509	218.1	45.296	33.025	12:20.830 Pit	8	45.447	235.8	42.129	23.802	1:51.378
2	3:34.262	228.3	43.097	26.461	4:43.820	9	48.468	193.8	43.840	41.942	2:14.250 Pit
3	45.678	230.7	41.689	23.972	1:51.339	10	4:17.076	151.4		1:21.907	5:38.983
4	45.425	231.2	41.865	24.044	1:51.334	11	44.824	231.7	41.386	31.608	1:57.818
5	45.513	233.2		1:05.997	1:51.510	12	44.877	233.7	41.271	23.730	1:49.878
6	45.602	234.7	42.112	23.802	1:51.516	13	44.829	238.4	48.810	43.666	2:17.305 Pit
7	45.408	237.3	41.999	24.048	1:51.455						

14 NASH				GBR		Chevrolet Cruze				I	
1	11:08.534	173.9	48.520	39.264	12:36.318 Pit	8	6:21.474	223.6	44.321	25.892	7:31.687
2	2:38.428	231.7	42.611	24.235	3:45.274	9	45.766	232.2	41.620	24.122	1:51.508
3	46.570	231.7	42.152	24.356	1:53.078	10	45.727	232.7		1:23.106	2:08.833 Pit
4	46.322	233.2	41.703	24.181	1:52.206	11	1:50.275	230.7	41.931	24.138	2:56.344
5	46.041	233.2	42.087	24.200	1:52.328	12	45.752	231.2	41.520	36.052	2:03.324 Pit
6	46.139	232.2	42.052	24.201	1:52.392						
7	49.357	150.8	46.911	32.992	2:09.260 Pit						



Circuit Length - 4.806 kilometres
Termas de Rio Hondo

Weather/Track: Sun 20C/Dry 20C

2013 FIA World Touring Car Championship

Test Session - Sector Analysis Report

Lap S1 Time S1 Spd S2 Time S2 Spd S3 Time S3 Spd Lap Time Pit Lap S1 Time S1 Spd S2 Time S2 Spd S3 Time S3 Spd Lap Time Pit

15 CORONEL

NLD

BMW 320 TC

1	11:19.629	222.2	46.636	28.530	12:34.795	9	46.114	231.7	42.488	24.764	1:53.366
2	47.421	227.3	42.901	24.936	1:55.258	10	47.223	223.6	45.697	36.319	2:09.239 Pit
3	46.669	230.7	42.373	24.647	1:53.689	11	4:50.916	151.0	52.820	29.575	6:13.311
4	46.605	229.2	42.178	24.681	1:53.464	12	45.276	229.2	41.865	23.955	1:51.096
5	46.373	229.7	43.596	24.411	1:54.380	13	45.600	230.2	43.569	25.600	1:54.769
6	46.385	228.8	42.686	24.651	1:53.722	14	45.414	232.2	44.423	25.307	1:55.144
7	46.029	230.7	42.236	24.785	1:53.050	15	53.818	168.2	51.487	47.010	2:32.315 Pit
8	46.005	230.7	42.203	24.819	1:53.027						

17 NYKJAER

DNK

Chevrolet Cruze

I

1	11:05.512	199.6	44.986	36.102	12:26.600 Pit	9	45.885	231.2	42.601	24.191	1:52.677
2	2:14.689	215.1	42.956	26.045	3:23.690	10	45.727	232.2	42.170	33.471	2:01.368 Pit
3	46.323	230.7	42.673	24.308	1:53.304	11	4:35.229	172.5	45.976	32.162	5:53.367
4	46.665	228.8		1:06.509	1:53.174	12	45.389	233.2	41.804	23.719	1:50.912
5	46.037	230.2	42.169	24.203	1:52.409	13	45.467	230.2	41.921	23.788	1:51.176
6	46.177	230.7	42.121	24.155	1:52.453	14	47.452	202.6	43.971	38.322	2:09.745 Pit
7	46.140	230.7	42.326	24.054	1:52.520						
8	45.948	232.2	42.382	24.188	1:52.518						

18 MONTEIRO

PRT

Honda Civic WTCC

1	11:10.561	206.5	46.997	39.949	12:37.507 Pit	9	47.163	227.3	42.592	31.430	2:01.185 Pit
2	2:56.961	215.5	44.597	25.949	4:07.507	10	3:04.988	225.4	43.591	25.880	4:14.459
3	46.968	226.4	43.946	28.498	1:59.412	11	45.315	230.2	41.852	23.737	1:50.904
4	48.364	216.8		1:09.061	1:57.425	12	46.222	222.6	43.979	25.781	1:55.982
5	46.292	225.9		1:07.425	1:53.717	13	45.219	230.7	41.909	23.744	1:50.872
6	45.924	228.8	42.393	24.110	1:52.427	14	45.458	231.2	45.086	40.604	2:11.148 Pit
7	45.891	227.8	42.229	26.582	1:54.702						
8	45.675	231.7	42.069	23.822	1:51.566						

19 MONJE

ESP

SEAT Leon WTCC

I

1	11:21.141	189.1	47.313	37.410	12:45.864 Pit	6	11:54.699	220.8	53.443	35.941	13:24.083
2	3:34.408	210.1	44.183	25.584	4:44.175	7	46.253	223.6	43.587	25.230	1:55.070
3	47.011	228.3	43.163	24.863	1:55.037	8	46.217	224.0	42.468	24.238	1:52.923
4	46.012	226.8		1:07.306	1:53.318	9	50.485	226.4	43.128	39.443	2:13.056 Pit
5	1:11.876	193.2	48.890	38.423	2:39.189 Pit						


20 VALENTE

FRA

SEAT Leon WTCC

I

1	11:40.491	179.1	49.041	37.140	13:06.672 Pit	8	5:06.286	175.0	47.734	26.172	6:20.192
2	4:34.262	204.9	47.722	27.839	5:49.823	9	46.349	227.8	42.854	24.327	1:53.530
3	55.175	176.7	54.488	33.830	2:23.493	10	46.575	225.9	42.642	24.467	1:53.684
4	47.655	222.6		1:07.721	1:55.376	11	46.113	226.8	42.565	24.480	1:53.158
5	46.725	224.5	42.891	25.025	1:54.641	12	2:42.810	226.8		2:32.232	4:03.376 Pit
6	46.498	225.9	42.961	24.700	1:54.159						
7	50.132	142.2	44.344	34.367	2:08.843 Pit						



Circuit Length - 4.806 kilometres
Termas de Rio Hondo

Weather/Track: Sun 20C/Dry 20C

Printed at 14:08, Friday, 02 August, 2013

© MST Systems Ltd, 2005 (www.mstworld.com)

Page 3

2013 FIA World Touring Car Championship

Test Session - Sector Analysis Report

Lap S1 Time S1 Spd S2 Time S2 Spd S3 Time S3 Spd Lap Time Pit Lap S1 Time S1 Spd S2 Time S2 Spd S3 Time S3 Spd Lap Time Pit

23 CHILTON

GBR

Chevrolet Cruze

1	11:04.460	219.9	44.516	38.723	12:27.699	Pit	8	46.101	234.7	42.166	24.551	1:52.818	
2	4:59.679	230.7	43.634	24.496	6:07.809		9	48.534	232.7	43.104	39.237	2:10.875	Pit
3	46.502	231.7	42.054	24.770	1:53.326		10	3:23.015	230.7	45.319	25.873	4:34.207	
4	46.281	232.7		1:06.147	1:52.428		11	45.157	233.2	41.441	23.648	1:50.246	
5	45.819	234.2	42.356	24.128	1:52.303		12	45.361	234.2	41.416	23.716	1:50.493	
6	45.690	234.7	41.866	23.926	1:51.482		13	50.788	188.4	47.838	40.218	2:18.844	Pit
7	45.993	235.8	42.218	24.266	1:52.477								

25 BENNANI

MAR

BMW 320 TC

I

1	11:21.760	227.8	45.198	26.837	12:33.795		9	46.990	225.0	42.565	24.675	1:54.230	
2	48.708	227.8	43.516	25.338	1:57.562		10	46.110	229.2	43.006	32.165	2:01.281	Pit
3	46.858	231.2	42.785	24.955	1:54.598		11	2:37.195	204.9	54.608	29.554	4:01.357	
4	47.108	231.2	42.423	24.604	1:54.135		12	45.490	231.7		1:06.157	1:51.647	
5	46.528	229.2	42.134	24.535	1:53.197		13	45.582	231.7	41.672	24.698	1:51.952	
6	46.250	231.7	42.424	24.864	1:53.538		14	45.601	231.2		1:06.083	1:51.684	
7	46.097	231.7	43.483	34.240	2:03.820	Pit	15	46.768	230.7	42.540	41.202	2:10.510	Pit
8	2:53.273	228.3	42.813	24.400	4:00.486								

26 D'ASTE

ITA

BMW 320 TC

I

1	11:24.176	224.5	44.597	26.999	12:35.772		9	46.902	226.4	43.734	24.602	1:55.238	
2	46.944	232.2	44.685	26.155	1:57.784		10	47.111	228.3	42.586	24.618	1:54.315	
3	47.005	227.3		1:15.163	2:02.168		11	46.274	230.2	42.705	24.557	1:53.536	
4	46.329	229.7	42.741	25.040	1:54.110		12	46.450	227.8	43.472	32.329	2:02.251	Pit
5	48.217	219.5	42.723	24.758	1:55.698		13	1:32.164	227.3	42.896	26.198	2:41.258	
6	46.438	231.2	42.552	25.436	1:54.426		14	45.870	230.2	42.432	24.650	1:52.952	
7	49.084	217.3	43.353	32.783	2:05.220	Pit	15	46.945	226.8	44.337	41.589	2:12.871	Pit
8	3:37.351	224.0	42.970	24.843	4:45.164								

37 MUNNICH

DEU

SEAT Leon WTCC

I


1	11:45.606	214.7		1:13.677	12:59.283		9	47.020	227.3	43.677	24.581	1:55.278	
2	49.412	215.1	45.175	25.959	2:00.546		10	47.314	228.3	44.409	35.116	2:06.839	Pit
3	48.429	226.8	45.402	25.160	1:58.991		11	2:57.434	163.1		1:10.963	4:08.397	
4	52.947	151.2		1:28.667	2:21.614	Pit	12	46.729	227.8	44.795	24.062	1:55.586	
5	2:24.177	228.3		1:08.962	3:33.139		13	46.229	228.8	42.388	24.131	1:52.748	
6	48.232	227.8	43.270	24.716	1:56.218		14	46.358	180.0	44.289	41.494	2:12.141	Pit
7	47.443	229.2	43.124	24.759	1:55.326								
8	47.357	228.8	44.103	24.795	1:56.255								

38 BASSENG

DEU

SEAT Leon WTCC

1	11:19.801	162.8	50.511	28.173	12:38.485		7	4:04.821	231.7	44.133	25.840	5:14.794	
2	49.604	208.4	44.658	35.779	2:10.041	Pit	8	45.967	230.7	42.194	24.235	1:52.396	
3	7:58.108	226.4	42.746	24.399	9:05.253		9	45.541	235.2	43.058	24.115	1:52.714	
4	46.602	228.8	44.176	24.263	1:55.041		10	45.572	229.2	42.443	23.981	1:51.996	
5	46.248	230.2	42.895	24.270	1:53.413		11	46.179	228.8	42.718	39.006	2:07.903	Pit
6	46.699	228.8		1:13.824	2:00.523	Pit							



Circuit Length - 4.806 kilometres
Termas de Rio Hondo

Weather/Track: Sun 20C/Dry 20C

Printed at 14:08, Friday, 02 August, 2013

© MST Systems Ltd, 2005 (www.mstworld.com)

Page 4

2013 FIA World Touring Car Championship


Test Session - Sector Analysis Report

Lap S1 Time S1 Spd S2 Time S2 Spd S3 Time S3 Spd Lap Time Pit Lap S1 Time S1 Spd S2 Time S2 Spd S3 Time S3 Spd Lap Time Pit

55 O'YOUNG				HKG			BMW 320 TC			I	
1	11:23.407	216.8	47.243	28.664	12:39.314	9	46.892	221.3	42.768	35.235	2:04.895 Pit
2	48.330	225.0	43.799	25.633	1:57.762	10	4:34.310	189.1	49.168	25.161	5:48.639
3	47.534	226.4		1:08.278	1:55.812	11	45.659	225.4	41.915	23.993	1:51.567
4	46.741	224.5	42.939	24.489	1:54.169	12	47.850	189.4	47.726	34.882	2:10.458
5	46.552	225.4	43.048	24.697	1:54.297	13	45.565	228.3	42.009	23.957	1:51.531
6	46.081	226.4	42.803	24.379	1:53.263	14	45.766	231.7	42.093	24.178	1:52.037
7	45.915	226.8	42.453	24.285	1:52.653	15	47.466	230.7	42.754	41.090	2:11.310 Pit
8	46.128	225.9	42.471	24.448	1:53.047						

72 LOPEZ				ARG			BMW 320 TC			I	
1	11:33.999	194.5	46.264	39.718	12:59.981 Pit	8	45.301	229.7	42.336	24.170	1:51.807
2	3:20.173	225.4	42.829	24.414	4:27.416	9	47.778	172.8	54.004	26.004	2:07.786
3	46.182	226.8	42.010	24.000	1:52.192	10	45.328	230.2	41.849	23.954	1:51.131
4	45.613	227.8	41.848	23.991	1:51.452	11	45.631	229.2	42.520	27.484	1:55.635
5	45.631	228.3	46.907	36.836	2:09.374 Pit	12	45.442	230.2	42.042	24.280	1:51.764
6	3:34.081	223.6	42.443	24.469	4:40.993	13	46.448	180.9	1:11.050	43.238	2:40.736 Pit
7	45.584	228.3	46.683	24.252	1:56.519						

74 ORIOLA				ESP			Chevrolet Cruze			I	
1	11:11.452	215.5	44.434	35.234	12:31.120 Pit	7	45.564	231.2	41.886	24.170	1:51.620
2	2:43.891	233.7	43.654	27.586	3:55.131	8	45.311	232.7	41.817	23.777	1:50.905
3	45.854	233.7	42.332	24.219	1:52.405	9	48.206	218.6		1:18.435	2:06.641 Pit
4	45.718	235.2	42.061	24.052	1:51.831	10	3:18.486	175.6	47.402	1:25.440	5:31.328 Pit
5	47.835	212.1	43.169	32.006	2:03.010 Pit	11	1:33.696	225.9	42.931	34.660	2:51.287 Pit
6	3:24.356	156.5	52.117	26.785	4:43.258						




Circuit Length - 4.806 kilometres
Termas de Rio Hondo

Weather/Track: Sun 20C/Dry 20C

2013 FIA World Touring Car Championship Test Session - Best Sector Speeds Report

POS	NO	SECTOR 1		SECTOR 2		SECTOR 3	
		NAME	SPEED	LAP	NO SPEED TRAP AVAILABLE	NO SPEED TRAP AVAILABLE	NO SPEED TRAP AVAILABLE
1	12	MULLER	238.4	13			
2	10	THOMPSON	236.8	5			
3	9	MACDOWALL	236.3	3			
4	23	CHILTON	235.8	7			
5	3	TARQUINI	235.2	11			
6	38	BASSENG	235.2	9			
7	74	ORIOLA	235.2	4			
8	1	HUFF	234.2	9			
9	8	KOZLOVSKIY	234.2	12			
10	14	NASH	233.2	4			
11	17	NYKJAER	233.2	12			
12	5	MICHELISZ	232.2	8			
13	15	CORONEL	232.2	14			
14	26	D'ASTE	232.2	2			
15	18	MONTEIRO	231.7	8			
16	25	BENNANI	231.7	6			
17	55	O'YOUNG	231.7	14			
18	6	ENGSTLER	230.7	10			
19	72	LOPEZ	230.2	10			
20	37	MUNNICH	229.2	7			
21	19	MONJE	228.3	3			
22	7	NG	227.8	10			
23	20	VALENTE	227.8	9			



Circuit Length - 4.806 kilometres
Termas de Rio Hondo

Weather/Track: Sun 20C/Dry 20C

2013 FIA World Touring Car Championship Test Session - Best Sector Times Report

POS	NO	SECTOR 1		SECTOR 2		SECTOR 3		IDEAL/BEST LAP COMPARISON							
		TIME	LAP	NO	TIME	LAP	NO	TIME	LAP	NO	NAME	IDEAL	BEST	LAP	DIFF
1	12	44.824	11	12	41.271	12	3	23.622	11	12	MULLER	1:49.825	1:49.878	12	+ 0.053
2	1	45.028	11	23	41.416	12	23	23.648	11	23	CHILTON	1:50.221	1:50.246	11	+ 0.025
3	10	45.119	11	14	41.520	12	17	23.719	12	3	TARQUINI	1:50.349	1:50.349	11	+ 0.000
4	23	45.157	11	3	41.540	11	12	23.730	12	1	HUFF	1:50.413	1:50.430	12	+ 0.017
5	5	45.163	11	1	41.627	12	18	23.737	11	10	THOMPSON	1:50.697	1:50.954	11	+ 0.257
6	3	45.187	11	10	41.645	11	1	23.758	12	5	MICHELISZ	1:50.738	1:50.724	11	+ 0.014
7	18	45.219	13	25	41.672	13	74	23.777	8	18	MONTEIRO	1:50.808	1:50.872	13	+ 0.064
8	15	45.276	12	5	41.695	12	9	23.814	9	74	ORIOLA	1:50.905	1:50.905	8	+ 0.000
9	72	45.301	8	17	41.804	12	5	23.880	4	17	NYKJAER	1:50.912	1:50.912	12	+ 0.000
10	74	45.311	8	74	41.817	8	10	23.933	12	9	MACDOWAL	1:51.054	1:51.299	9	+ 0.245
11	9	45.367	10	72	41.848	4	72	23.954	10	15	CORONEL	1:51.096	1:51.096	12	+ 0.000
12	17	45.389	12	18	41.852	11	15	23.955	12	72	LOPEZ	1:51.103	1:51.131	10	+ 0.028
13	25	45.490	12	15	41.865	12	55	23.957	13	14	NASH	1:51.369	1:51.508	9	+ 0.139
14	38	45.541	9	9	41.873	9	38	23.981	10	55	O'YOUNG	1:51.437	1:51.531	13	+ 0.094
15	55	45.565	13	55	41.915	11	37	24.062	12	25	BENNANI	1:51.562	1:51.647	12	+ 0.085
16	14	45.727	10	38	42.194	8	14	24.122	9	38	BASSENG	1:51.716	1:51.996	10	+ 0.280
17	26	45.870	14	8	42.203	12	19	24.238	8	8	KOZLOVSKI	1:52.475	1:52.475	12	+ 0.000
18	8	45.950	12	37	42.388	13	8	24.322	12	37	MUNNICH	1:52.679	1:52.748	13	+ 0.069
19	19	46.012	4	26	42.432	14	20	24.327	9	19	MONJE	1:52.718	1:52.923	8	+ 0.205
20	6	46.101	9	19	42.468	8	7	24.395	9	26	D'ASTE	1:52.859	1:52.952	14	+ 0.093
21	20	46.113	11	6	42.537	9	25	24.400	8	20	VALENTE	1:53.005	1:53.158	11	+ 0.153
22	37	46.229	13	20	42.565	11	6	24.483	4	6	ENGSTLER	1:53.121	1:53.205	9	+ 0.084
23	7	46.660	11	7	42.786	6	26	24.557	11	7	NG	1:53.841	1:54.725	11	+ 0.884

'Perfect Lap' - 1:49.717



Circuit Length - 4.806 kilometres
Termas de Rio Hondo

Weather/Track: Sun 20C/Dry 20C

2013 FIA World Touring Car Championship
FREE PRACTICE 1

POS	NO	CLS	DRIVER	NAT	CAR	TIME	LAPS	GAP	KPH
1	12		Yvan MULLER	FRA	Chevrolet Cruze	1:49.096	8		158.59
2	23		Tom CHILTON	GBR	Chevrolet Cruze	1:49.749	12	0.653	157.64
3	18		Tiago MONTEIRO	PRT	Honda Civic WTCC	1:49.861	13	0.765	157.48
4	72	I	Jose Maria LOPEZ	ARG	BMW 320 TC	1:49.906	15	0.810	157.42
5	5		Norbert MICHELISZ	HUN	Honda Civic WTCC	1:50.082	15	0.986	157.17
6	10		James THOMPSON	GBR	Lada Granta	1:50.304	11	1.208	156.85
7	3		Gabriele TARQUINI	ITA	Honda Civic WTCC	1:50.413	11	1.317	156.69
8	20	I	Hugo VALENTE	FRA	SEAT Leon WTCC	1:50.692	15	1.596	156.30
9	1		Robert HUFF	GBR	SEAT Leon WTCC	1:50.745	12	1.649	156.22
10	9	I	Alex MACDOWALL	GBR	Chevrolet Cruze	1:50.753	11	1.657	156.21
11	55	I	Darryl O'YOUNG	HKG	BMW 320 TC	1:50.885	16	1.789	156.03
12	74		Pepe ORIOLA	ESP	Chevrolet Cruze	1:50.925	13	1.829	155.97
13	15		Tom CORONEL	NLD	BMW 320 TC	1:51.128	16	2.032	155.69
14	37	I	Rene MUNNICH	DEU	SEAT Leon WTCC	1:51.167	15	2.071	155.63
15	26	I	Stefano D'ASTE	ITA	BMW 320 TC	1:51.243	16	2.147	155.53
16	7	I	Charles NG	HKG	BMW 320 TC	1:51.268	15	2.172	155.49
17	17	I	Michel NYKJAER	DNK	Chevrolet Cruze	1:51.303	13	2.207	155.44
18	19	I	Fernando MONJE	ESP	SEAT Leon WTCC	1:51.391	13	2.295	155.32
19	25	I	Mehdi BENNANI	MAR	BMW 320 TC	1:51.667	15	2.571	154.93
20	14	I	James NASH	GBR	Chevrolet Cruze	1:51.738	12	2.642	154.84
21	38		Marc BASSENG	DEU	SEAT Leon WTCC	1:51.800	14	2.704	154.75
22	6	I	Franz ENGSTLER	DEU	BMW 320 TC	1:51.981	15	2.885	154.50
23	8		Mikhail KOZLOVSKIY	RUS	Lada Granta	1:52.605	16	3.509	153.64

For Media Information Purposes - No Regulatory Value.

Weather/Track: Sun 7C/Dry 10C

Termas de Rio Hondo

Circuit Length = 4.8060 km.


Start: 09:30 End: 10:13

Race Director:	Steward:	Timekeeper:	Issued at:
----------------	----------	-------------	------------

2013 FIA World Touring Car Championship

Free Practice 1 - Sector Analysis Report

Lap	S1 Time	S1 Spd	S2 Time	S2 Spd	S3 Time	S3 Spd	Lap Time	Pit	Lap	S1 Time	S1 Spd	S2 Time	S2 Spd	S3 Time	S3 Spd	Lap Time	Pit
1 HUFF						GBR			SEAT Leon WTCC								
1	11:19.728	191.8	47.457		46.835		12:54.020	Pit	8	45.492	226.4	41.626		23.824		1:50.942	
2	11:19.608	204.5	50.943		29.349		12:39.900		9	45.611	226.4	42.101		32.066		1:59.778	Pit
3	45.764	229.7	41.622		23.644		1:51.030		10	5:16.480	227.8	43.672		24.260		6:24.412	
4	45.033	235.2	41.775		23.937		1:50.745		11	45.376	228.3	42.002		25.194		1:52.572	
5	50.124	224.0	42.665		25.714		1:58.503		12	45.355	229.2	41.836		36.637		2:03.828	Pit
6	45.445	229.2	42.385		32.540		2:00.370	Pit									
7	5:34.943	196.0	44.569		24.868		6:44.380										
3 TARQUINI						ITA			Honda Civic WTCC								
1	11:14.065	214.2	46.474		42.474		12:43.013	Pit	7	3:57.934	226.8	41.931		23.997		5:03.862	
2	11:42.221	227.3	42.915		27.155		12:52.291		8	45.549	228.8	41.521		23.779		1:50.849	
3	45.859	230.7	42.202		36.588		2:04.649	Pit	9	45.535	228.8	41.494		33.162		2:00.191	Pit
4	4:30.031	223.6	42.170		23.984		5:36.185		10	4:34.638	229.7	42.316		24.417		5:41.371	
5	45.537	229.2	41.185		23.691		1:50.413		11	45.144	230.7	41.855		40.291		2:07.290	Pit
6	45.341	229.2	44.932		34.288		2:04.561	Pit									
5 MICHELISZ						HUN			Honda Civic WTCC								
1	11:17.373	190.1	47.707		43.814		12:48.894	Pit	9	45.077	233.2	41.551		23.782		1:50.410	
2	11:23.497	223.1	43.539		24.162		12:31.198		10	46.249	229.2	42.046		33.833		2:02.128	Pit
3	45.460	227.8	41.572		23.584		1:50.616		11	4:05.835	227.8	41.365		23.854		5:11.054	
4	45.163	230.7	41.246		23.673		1:50.082		12	45.349	228.8		1:06.900		1:52.249		
5	46.345	222.6	43.497		35.199		2:05.041	Pit	13	45.294	229.7	41.901		24.205		1:51.400	
6	3:32.558	227.8	41.556		23.835		4:37.949		14	45.497	229.7	41.630		23.961		1:51.088	
7	44.924	229.2	41.349		23.835		1:50.108		15	45.317	234.2	43.385		35.009		2:03.711	Pit
8	45.688	227.8	43.981		27.067		1:56.736										
6 ENGSTLER						DEU			BMW 320 TC								
1	11:46.032	165.6	56.706		45.219		13:27.957	Pit	9	46.480	224.0	43.289		36.373		2:06.142	Pit
2	10:51.518	199.6	46.178		30.553		12:08.249		10	3:56.337	224.5	42.145		24.127		5:02.609	
3	46.311	230.7	42.470		24.793		1:53.574		11	46.065	224.0	42.023		24.160		1:52.248	
4	46.257	229.2	42.163		24.465		1:52.885		12	45.939	224.0	43.214		37.949		2:07.102	Pit
5	45.493	232.7	42.134		24.354		1:51.981		13	2:29.007	215.5	44.246		26.443		3:39.696	
6	45.487	231.7	44.247		24.490		1:54.224		14	45.429	229.2		1:06.552		1:51.981		
7	46.767	191.1	45.284		26.169		1:58.220		15	47.054	225.0	42.239		41.389		2:10.682	Pit
8	45.528	228.8	42.488		24.857		1:52.873										
7 NG						HKG			BMW 320 TC								
1	11:43.999	141.3	55.426		46.388		13:25.813	Pit	9	45.756	226.4	41.824		24.294		1:51.874	
2	11:15.436	204.5	44.854		25.053		12:25.343		10	46.007	225.9	42.052		24.052		1:52.111	
3	46.599	227.3	42.694		33.789		2:03.082		11	45.762	224.5	41.863		24.034		1:51.659	
4	46.990	223.1	42.372		24.360		1:53.722		12	46.001	225.9	42.155		23.992		1:52.148	
5	46.215	224.0	42.517		26.034		1:54.766		13	50.402	187.5	50.063		24.261		2:04.726	
6	46.819	224.5	45.747		36.511		2:09.077	Pit	14	45.632	227.8	41.763		23.873		1:51.268	
7	6:20.419	224.0	42.313		24.125		7:26.857		15	52.232	146.3	47.121		34.881		2:14.234	Pit
8	46.029	227.3	42.621		24.186		1:52.836										



Circuit Length - 4.806 kilometres
Termas de Rio Hondo

Weather/Track: Sun 7C/Dry 10C

Printed at 10:21, Saturday, 03 August, 2013

© MST Systems Ltd, 2005 (www.mstworld.com)

Page 1

2013 FIA World Touring Car Championship

Free Practice 1 - Sector Analysis Report

Lap S1 Time S1 Spd S2 Time S2 Spd S3 Time S3 Spd Lap Time Pit Lap S1 Time S1 Spd S2 Time S2 Spd S3 Time S3 Spd Lap Time Pit


8 KOZLOVSKIY						RUS		Lada Granta					
1	11:42.011	179.1	55.686	43.890	13:21.587	Pit	10	46.132	230.7	42.190	24.497	1:52.819	
2	11:12.006	211.3	43.990	25.176	12:21.172		11	46.360	227.8	42.568	24.989	1:53.917	
3	47.342	228.8	42.918	24.743	1:55.003		12	46.332	227.8	43.492	24.830	1:54.654	
4	47.613	164.3	47.660	27.577	2:02.850		13	47.287	225.9	43.006	24.555	1:54.848	
5	47.915	225.0	42.726	24.482	1:55.123		14	47.168	228.3	42.823	24.667	1:54.658	
6	45.752	231.7	42.538	24.315	1:52.605		15	46.421	231.2	42.874	25.646	1:54.941	
7	45.889	230.7	42.684	24.370	1:52.943		16	58.528	139.8		1:33.152	2:31.680 Pit	
8	46.312	228.3	42.886	33.443	2:02.641	Pit							
9	2:50.830	231.2	43.296	24.918	3:59.044								

9 MACDOWALL						GBR		Chevrolet Cruze					
1	11:07.554	206.8	44.033	35.855	12:27.442	Pit	7	5:28.569	138.8	45.371	24.710	6:38.650	
2	11:34.963	223.1	43.261	25.965	12:44.189		8	45.524	229.7	41.916	23.761	1:51.201	
3	45.669	231.7	41.750	23.873	1:51.292		9	46.072	231.2	42.234	23.865	1:52.171	
4	45.277	234.7	41.595	23.881	1:50.753		10	46.000	229.7		1:16.401	2:02.401 Pit	
5	45.283	234.7	41.804	23.870	1:50.957		11	4:48.726	102.1	59.856	38.112	6:26.694 Pit	
6	47.131	219.5	43.443	30.762	2:01.336	Pit							

10 THOMPSON						GBR		Lada Granta					
1	11:43.585	149.5	54.919	45.249	13:23.753	Pit	7	45.804	230.7	41.968	23.955	1:51.727	
2	11:08.523	224.0	43.022	24.660	12:16.205		8	51.616	139.5	47.267	37.147	2:16.030 Pit	
3	45.444	231.7	41.292	23.826	1:50.562		9	3:45.345	225.9	44.010	24.329	4:53.684	
4	49.823	184.6	47.783	36.677	2:14.283	Pit	10	45.106	231.2	41.405	23.793	1:50.304	
5	5:05.147	225.4	44.597	24.291	6:14.035		11	48.754	173.9	50.610	39.818	2:19.182 Pit	
6	45.223	232.2	41.538	23.902	1:50.663								

12 MULLER						FRA		Chevrolet Cruze					
1	11:39.858	161.6	56.194	40.949	13:17.001	Pit	6	9:36.934	194.5	44.189	24.185	10:45.308	
2	10:43.832	198.5	43.807	26.149	11:53.788		7	44.620	236.3	40.981	23.495	1:49.096	
3	45.038	234.7	41.361	23.544	1:49.943		8	44.831	231.7	41.389	33.013	1:59.233 Pit	
4	45.036	233.2	41.213	23.652	1:49.901								
5	45.373	233.7	41.931	34.161	2:01.465	Pit							

14 NASH						GBR		Chevrolet Cruze					
1	11:08.368	222.6	43.928	37.284	12:29.580	Pit	8	45.894	230.2		1:05.995	1:51.889	
2	11:33.445	219.9	43.102	26.179	12:42.726		9	46.183	229.7	42.172	24.438	1:52.793	
3	45.998	230.7	42.060	25.324	1:53.382		10	47.976	217.3	42.895	33.186	2:04.057 Pit	
4	45.955	231.7	41.730	24.053	1:51.738		11	1:26.056	227.8	42.719	36.353	2:45.128 Pit	
5	45.717	232.2	41.779	24.348	1:51.844		12	1:26.248	201.1	42.792	40.903	2:49.943 Pit	
6	45.808	231.7	43.068	34.015	2:02.891	Pit							
7	9:10.983	228.3	42.336	24.031	10:17.350								



Circuit Length - 4.806 kilometres
Termas de Rio Hondo

Weather/Track: Sun 7C/Dry 10C

Printed at 10:21, Saturday, 03 August, 2013

© MST Systems Ltd, 2005 (www.mstworld.com)

Page 2

2013 FIA World Touring Car Championship

Free Practice 1 - Sector Analysis Report

Lap S1 Time S1 Spd S2 Time S2 Spd S3 Time S3 Spd Lap Time Pit Lap S1 Time S1 Spd S2 Time S2 Spd S3 Time S3 Spd Lap Time Pit


15 CORONEL					NLD			BMW 320 TC				
1	11:23.744	224.0	44.321	27.736	12:35.801	10	45.386	230.7	41.741	24.203	1:51.330	
2	1:25.264		1:29.566	58.381	3:53.211 Pit	11	45.450	228.8	41.628	32.258	1:59.336 Pit	
3	7:46.205	225.4	43.668	25.147	8:55.020	12	2:00.683	230.2	41.874	24.107	3:06.664	
4	46.572	225.9	42.620	24.876	1:54.068	13	45.428	229.2	41.692	24.489	1:51.609	
5	46.055	226.8	42.573	25.556	1:54.184	14	45.424	230.7	41.768	23.936	1:51.128	
6	45.801	232.7	42.320	24.333	1:52.454	15	45.423	233.7	41.705	24.276	1:51.404	
7	45.833	232.7	42.232	34.929	2:02.994 Pit	16	45.102	234.2	41.877	46.569	2:13.548 Pit	
8	5:32.760	229.2	41.897	24.321	6:38.978							
9	45.575	235.2	41.923	24.010	1:51.508							

17 NYKJAER					DNK			Chevrolet Cruze				
1	11:04.972	222.2	42.964	36.652	12:24.588 Pit	8	46.173	228.3	42.219	34.355	2:02.747 Pit	
2	11:35.938	225.9	42.945	25.302	12:44.185	9	8:00.375	230.7	42.060	23.969	9:06.404	
3	45.761	228.8	41.684	25.167	1:52.612	10	46.539	224.0	41.995	23.997	1:52.531	
4	45.911	231.7	41.453	23.976	1:51.340	11	45.866	230.2	42.081	24.273	1:52.220	
5	45.509	231.7	41.672	24.122	1:51.303	12	46.160	228.8	42.024	34.096	2:02.280 Pit	
6	45.687	228.3	41.817	24.382	1:51.886	13	1:21.638	231.2	41.793	35.638	2:39.069 Pit	
7	46.324	230.2	42.100	24.043	1:52.467							

18 MONTEIRO					PRT			Honda Civic WTCC				
1	11:12.114	205.3	47.080	39.671	12:38.865 Pit	8	46.458	205.3	43.211	31.401	2:01.070 Pit	
2	11:28.632	224.5	43.946	24.680	12:37.258	9	5:35.728	203.0	44.314	25.155	6:45.197	
3	45.462	229.7	41.689	24.459	1:51.610	10	45.114	229.2	41.292	23.723	1:50.129	
4	45.386	232.2	42.408	31.230	1:59.024 Pit	11	45.861	205.7	49.031	24.587	1:59.479	
5	3:34.254	227.8	42.393	24.401	4:41.048	12	44.805	232.2	41.388	23.668	1:49.861	
6	45.152	230.2	41.900	23.603	1:50.655	13	45.024	231.7		1:16.722	2:01.746 Pit	
7	45.138	230.7	41.427	24.178	1:50.743							

19 MONJE					ESP			SEAT Leon WTCC				
1	11:22.102	219.9	45.653	48.148	12:55.903 Pit	8	45.596	230.7		1:05.795	1:51.391	
2	11:18.636	214.7	50.352	29.826	12:38.814	9	48.180	215.1	45.065	37.146	2:10.391 Pit	
3	46.922	231.2	42.518	24.947	1:54.387	10	3:14.481	228.8	42.803	26.029	4:23.313	
4	46.380	229.7	42.223	24.130	1:52.733	11	45.833	231.2	42.089	24.493	1:52.415	
5	45.966	231.2	42.192	36.645	2:04.803 Pit	12	45.411	233.7	42.199	24.245	1:51.855	
6	7:23.359	194.9	44.726	24.905	8:32.990	13	48.685	193.8	44.299	36.779	2:09.763 Pit	
7	45.608	231.7	42.045	24.126	1:51.779							

20 VALENTE					FRA			SEAT Leon WTCC				
1	11:40.558	165.3	56.161	42.919	13:19.638 Pit	9	45.343	228.8	41.634	23.718	1:50.695	
2	10:56.760	225.9	48.851	30.497	12:16.108	10	45.440	227.8	41.865	23.694	1:50.999	
3	46.409	230.7	42.410	24.319	1:53.138	11	47.333	225.9	43.753	33.800	2:04.886 Pit	
4	46.073	228.3	42.204	24.195	1:52.472	12	2:33.126	141.9	43.605	23.912	3:40.643	
5	45.566	230.7	42.017	23.830	1:51.413	13	45.417	230.7	41.457	23.818	1:50.692	
6	45.646	229.2	44.371	33.076	2:03.093 Pit	14	45.497	231.2	41.502	23.844	1:50.843	
7	4:47.809	210.5	44.397	25.858	5:58.064	15	52.622	168.4	51.053	38.512	2:22.187 Pit	
8	45.518	228.8	42.090	23.809	1:51.417							



Circuit Length - 4.806 kilometres
Termas de Rio Hondo

Weather/Track: Sun 7C/Dry 10C

Printed at 10:21, Saturday, 03 August, 2013

© MST Systems Ltd, 2005 (www.mstworld.com)

Page 3

2013 FIA World Touring Car Championship

Free Practice 1 - Sector Analysis Report


Lap S1 Time S1 Spd S2 Time S2 Spd S3 Time S3 Spd Lap Time Pit Lap S1 Time S1 Spd S2 Time S2 Spd S3 Time S3 Spd Lap Time Pit

23 CHILTON						GBR		Chevrolet Cruze					
1	11:08.809	191.8	50.137	45.417	12:44.363	Pit	8	45.309	234.2	41.201	24.358	1:50.868	
2	11:15.611	226.8	42.815	24.961	12:23.387		9	46.692	207.2	44.912	38.973	2:10.577	Pit
3	45.669	231.2	41.331	23.707	1:50.707		10	7:11.194	220.4	41.793	24.058	8:17.045	
4	45.559	231.2	41.341	24.015	1:50.915		11	44.854	234.2	41.235	23.660	1:49.749	
5	45.744	231.7	41.665	32.418	1:59.827	Pit	12	45.420	235.2	42.200	41.245	2:08.865	Pit
6	4:27.581	231.2	41.957	23.958	5:33.496								
7	45.236	232.2	41.168	23.713	1:50.117								

25 BENNANI						MAR		BMW 320 TC					
1	11:26.035	226.8	45.189	46.700	12:57.924	Pit	9	46.071	229.2	42.833	24.535	1:53.439	
2	11:18.608	229.7	43.118	24.991	12:26.717		10	45.660	231.7	41.868	24.480	1:52.008	
3	46.837	230.2	42.190	24.810	1:53.837		11	45.857	229.7	42.214	31.941	2:00.012	Pit
4	46.281	232.2	42.201	24.767	1:53.249		12	2:56.618	225.4	43.610	25.195	4:05.423	
5	46.156	227.8	42.105	24.361	1:52.622		13	46.062	226.4	41.901	24.089	1:52.052	
6	45.967	229.2	42.133	24.656	1:52.756		14	45.592	228.3	41.993	24.082	1:51.667	
7	45.988	228.3	42.230	34.764	2:02.982	Pit	15	2:44.423	181.8	49.565	37.441	4:11.429	Pit
8	3:28.943	226.8	52.134	24.699	4:45.776								

26 D'ASTE						ITA		BMW 320 TC					
1	11:45.143	98.2	1:00.888	45.696	13:31.727	Pit	10	45.658	227.3	1:05.661	1:51.319		
2	11:09.405	191.4	45.490	24.867	12:19.762		11	45.619	226.4	42.126	24.127	1:51.872	
3	45.711	226.8	42.178	24.748	1:52.637		12	46.098	226.8	42.801	34.056	2:02.955	Pit
4	45.914	225.9	41.678	23.965	1:51.557		13	2:50.626	225.4	42.191	24.226	3:57.043	
5	45.706	225.9	1:07.062	1:07.062	1:52.768		14	45.931	228.3	42.193	24.258	1:52.382	
6	45.763	226.8	43.895	31.887	2:01.545	Pit	15	45.524	232.2	41.869	24.895	1:52.288	
7	2:09.099	229.7	42.741	24.786	3:16.626		16	48.318	227.8	44.987	38.799	2:12.104	Pit
8	45.527	225.4	1:05.716	1:05.716	1:51.243								
9	49.853	173.3	43.849	24.727	1:58.429								

37 MUNNICH						DEU		SEAT Leon WTCC					
1	11:50.648	157.2	1:07.635	44.118	13:42.401	Pit	9	45.645	230.7	42.065	23.790	1:51.500	
2	11:00.307	198.8	45.104	26.017	12:11.428		10	45.336	229.7	41.748	24.083	1:51.167	
3	46.379	228.3	42.956	24.307	1:53.642		11	50.266	137.4	48.783	37.831	2:16.880	Pit
4	45.804	231.7	41.762	34.608	2:02.174	Pit	12	2:15.141	229.2	42.329	24.240	3:21.710	
5	1:07.632	226.8	42.566	24.459	2:14.657		13	45.389	228.8	44.029	24.007	1:53.425	
6	46.266	228.3	42.363	24.638	1:53.267		14	45.238	231.7	1:06.348	1:51.586		
7	46.599	227.3	42.774	37.130	2:06.503	Pit	15	2:39.714	197.8	46.583	39.456	4:05.753	Pit
8	3:30.261	227.3	42.664	24.539	4:37.464								



Circuit Length - 4.806 kilometres
Termas de Rio Hondo

Weather/Track: Sun 7C/Dry 10C

Printed at 10:21, Saturday, 03 August, 2013

© MST Systems Ltd, 2005 (www.mstworld.com)

Page 4

2013 FIA World Touring Car Championship

Free Practice 1 - Sector Analysis Report


Lap S1 Time S1 Spd S2 Time S2 Spd S3 Time S3 Spd Lap Time Pit Lap S1 Time S1 Spd S2 Time S2 Spd S3 Time S3 Spd Lap Time Pit

38 BASSENG				DEU			SEAT Leon WTCC						
1	11:26.040	103.9	51.904	44.317	13:02.261	Pit	9	47.114	221.7	42.378	32.585	2:02.077	Pit
2	11:12.596	217.3	48.240	27.541	12:28.377		10	6:05.291	227.8	42.231	24.363	7:11.885	
3	46.110	230.2	42.835	23.968	1:52.913		11	45.894	231.2	42.257	24.414	1:52.565	
4	45.804	231.7	42.103	23.893	1:51.800		12	45.955	230.2	42.084	24.448	1:52.487	
5	45.532	231.7	42.087	25.849	1:53.468		13	45.959	231.7	42.848	24.261	1:53.068	
6	46.966	229.7	42.326	32.892	2:02.184	Pit	14	46.282	227.3	42.117	33.237	2:01.636	Pit
7	2:58.315	230.7	42.785	24.323	4:05.423								
8	45.744	228.8	42.337	24.010	1:52.091								

55 O'YOUNG				HKG			BMW 320 TC				I		
1	11:25.440	216.4	45.178	26.528	12:37.146		10	2:36.846	225.4	42.497	24.126	3:43.469	
2	1:25.085		1:29.145	59.235	3:53.465	Pit	11	45.603	227.3	41.981	24.378	1:51.962	
3	7:46.432	226.8	45.645	24.761	8:56.838		12	45.739	224.0	41.811	24.784	1:52.334	
4	46.108	227.3	42.650	25.001	1:53.759		13	45.777	226.4	41.782	24.023	1:51.582	
5	46.142	226.8	41.910	24.398	1:52.450		14	1:02.248	200.0		1:13.460	2:15.708	
6	45.541	229.7	41.908	24.238	1:51.687		15	45.597	229.7	42.103	24.029	1:51.729	
7	45.716	232.2	42.887	26.063	1:54.666		16	45.275	231.7	41.509	24.101	1:50.885	
8	45.417	227.8	42.024	24.334	1:51.775								
9	46.685	225.9	44.869	38.254	2:09.808	Pit							

72 LOPEZ				ARG			BMW 320 TC				I		
1	11:49.363	161.6	1:08.075	41.109	13:38.547	Pit	9	45.139	231.2	41.900	24.036	1:51.075	
2	11:02.002	201.4	45.205	24.575	12:11.782		10	45.381	228.3	41.566	23.897	1:50.844	
3	47.427	172.8	44.615	24.335	1:56.377		11	45.451	223.1	44.041	40.887	2:10.379	Pit
4	45.281	228.8		1:05.136	1:50.417		12	4:06.120	223.6	45.108	25.211	5:16.439	
5	45.114	230.7	41.411	27.539	1:54.064		13	45.093	228.8	41.316	23.732	1:50.141	
6	45.207	230.2	43.950	38.670	2:07.827	Pit	14	45.616	227.8	41.772	24.042	1:51.430	
7	3:02.634	194.2		1:12.268	4:14.902		15	52.294	154.0	57.937	44.719	2:34.950	Pit
8	44.953	228.8	41.380	23.573	1:49.906								

74 ORIOLA				ESP			Chevrolet Cruze						
1	11:10.819	221.7	46.659	36.878	12:34.356	Pit	8	45.416	232.7	42.104	34.933	2:02.453	Pit
2	11:30.608	226.8	43.645	25.007	12:39.260		9	6:04.269	190.8	42.914	24.299	7:11.482	
3	45.604	233.2	41.925	23.804	1:51.333		10	45.345	231.7	41.969	23.877	1:51.191	
4	45.207	232.2	41.814	23.904	1:50.925		11	47.289	207.2	48.989	25.979	2:02.257	
5	45.245	234.7	42.755	26.419	1:54.419		12	47.016	224.0	42.543	24.755	1:54.314	
6	45.249	236.3	41.777	31.510	1:58.536	Pit	13	45.479	235.8	45.001	46.474	2:16.954	Pit
7	3:12.967	229.7	42.806	24.259	4:20.032								



Circuit Length - 4.806 kilometres
Termas de Rio Hondo

Weather/Track: Sun 7C/Dry 10C


Printed at 10:21, Saturday, 03 August, 2013

© MST Systems Ltd, 2005 (www.mstworld.com)

Page 5

2013 FIA World Touring Car Championship Free Practice 1 - Best Sector Speeds Report

POS	NO	SECTOR 1		SECTOR 2		SECTOR 3	
		NAME	SPEED	LAP	NO SPEED TRAP AVAILABLE	NO SPEED TRAP AVAILABLE	NO SPEED TRAP AVAILABLE
1	12	MULLER	236.3	7			
2	74	ORIOLA	236.3	6			
3	1	HUFF	235.2	4			
4	15	CORONEL	235.2	9			
5	23	CHILTON	235.2	12			
6	9	MACDOWALL	234.7	4			
7	5	MICHELISZ	234.2	15			
8	19	MONJE	233.7	12			
9	6	ENGSTLER	232.7	5			
10	10	THOMPSON	232.2	6			
11	14	NASH	232.2	5			
12	18	MONTEIRO	232.2	4			
13	25	BENNANI	232.2	4			
14	26	D'ASTE	232.2	15			
15	55	O'YOUNG	232.2	7			
16	8	KOZLOVSKIY	231.7	6			
17	17	NYKJAER	231.7	4			
18	37	MUNNICH	231.7	4			
19	38	BASSENG	231.7	4			
20	20	VALENTE	231.2	14			
21	72	LOPEZ	231.2	9			
22	3	TARQUINI	230.7	3			
23	7	NG	227.8	14			



Circuit Length - 4.806 kilometres
Termas de Rio Hondo

Weather/Track: Sun 7C/Dry 10C

2013 FIA World Touring Car Championship Free Practice 1 - Best Sector Times Report

POS	NO	SECTOR 1		SECTOR 2		SECTOR 3		IDEAL/BEST LAP COMPARISON							
		TIME	LAP NO	TIME	LAP NO	TIME	LAP NO	IDEAL	BEST	LAP	DIFF				
1	12	44.620	7	12	40.981	7	12	23.495	7	12	MULLER	1:49.096	1:49.096	7	+ 0.000
2	18	44.805	12	23	41.168	7	72	23.573	8	23	CHILTON	1:49.682	1:49.749	11	+ 0.067
3	23	44.854	11	3	41.185	5	5	23.584	3	18	MONTEIRO	1:49.700	1:49.861	12	+ 0.161
4	5	44.924	7	5	41.246	4	18	23.603	6	5	MICHELISZ	1:49.754	1:50.082	4	+ 0.328
5	72	44.953	8	10	41.292	3	1	23.644	3	72	LOPEZ	1:49.842	1:49.906	8	+ 0.064
6	1	45.033	4	18	41.292	10	23	23.660	11	3	TARQUINI	1:50.020	1:50.413	5	+ 0.393
7	15	45.102	16	72	41.316	13	3	23.691	5	10	THOMPSON	1:50.191	1:50.304	10	+ 0.113
8	10	45.106	10	17	41.453	4	20	23.694	10	1	HUFF	1:50.299	1:50.745	4	+ 0.446
9	3	45.144	11	20	41.457	13	9	23.761	8	20	VALENTE	1:50.494	1:50.692	13	+ 0.198
10	74	45.207	4	55	41.509	16	37	23.790	9	9	MACDOWAL	1:50.633	1:50.753	4	+ 0.120
11	37	45.238	14	9	41.595	4	10	23.793	10	15	CORONEL	1:50.666	1:51.128	14	+ 0.462
12	55	45.275	16	1	41.622	3	74	23.804	3	37	MUNNICH	1:50.776	1:51.167	10	+ 0.391
13	9	45.277	4	15	41.628	11	7	23.873	14	74	ORIOLA	1:50.788	1:50.925	4	+ 0.137
14	20	45.343	9	26	41.678	4	38	23.893	4	55	O'YOUNG	1:50.807	1:50.885	16	+ 0.078
15	19	45.411	12	14	41.730	4	15	23.936	14	17	NYKJAER	1:50.931	1:51.303	5	+ 0.372
16	6	45.429	14	37	41.748	10	26	23.965	4	26	D'ASTE	1:51.167	1:51.243	8	+ 0.076
17	17	45.509	5	7	41.763	14	17	23.969	9	7	NG	1:51.268	1:51.268	14	+ 0.000
18	26	45.524	15	74	41.777	6	55	24.023	13	14	NASH	1:51.478	1:51.738	4	+ 0.260
19	38	45.532	5	25	41.868	10	14	24.031	7	38	BASSENG	1:51.509	1:51.800	4	+ 0.291
20	25	45.592	14	6	42.023	11	25	24.082	14	25	BENNANI	1:51.542	1:51.667	14	+ 0.125
21	7	45.632	14	19	42.045	7	19	24.126	7	6	ENGSTLER	1:51.579	1:51.981	5	+ 0.402
22	14	45.717	5	38	42.084	12	6	24.127	10	19	MONJE	1:51.582	1:51.391	8	+ 0.191
23	8	45.752	6	8	42.190	10	8	24.315	6	8	KOZLOVSKI	1:52.257	1:52.605	6	+ 0.348

'Perfect Lap' - 1:49.096



Circuit Length - 4.806 kilometres
Termas de Rio Hondo

Weather/Track: Sun 7C/Dry 10C

2013 FIA World Touring Car Championship
FREE PRACTICE 2

POS	NO	CLS	DRIVER	NAT	CAR	TIME	LAPS	GAP	KPH
1	23		Tom CHILTON	GBR	Chevrolet Cruze	1:49.034	12		158.68
2	12		Yvan MULLER	FRA	Chevrolet Cruze	1:49.183	13	0.149	158.46
3	9	I	Alex MACDOWALL	GBR	Chevrolet Cruze	1:49.341	13	0.307	158.23
4	18		Tiago MONTEIRO	PRT	Honda Civic WTCC	1:49.586	14	0.552	157.88
5	5		Norbert MICHELISZ	HUN	Honda Civic WTCC	1:49.694	14	0.660	157.72
6	72	I	Jose Maria LOPEZ	ARG	BMW 320 TC	1:49.947	14	0.913	157.36
7	74		Pepe ORIOLA	ESP	Chevrolet Cruze	1:50.155	12	1.121	157.06
8	3		Gabriele TARQUINI	ITA	Honda Civic WTCC	1:50.247	12	1.213	156.93
9	10		James THOMPSON	GBR	Lada Granta	1:50.399	10	1.365	156.71
10	14	I	James NASH	GBR	Chevrolet Cruze	1:50.405	14	1.371	156.71
11	17	I	Michel NYKJAER	DNK	Chevrolet Cruze	1:50.493	9	1.459	156.58
12	8		Mikhail KOZLOVSKIY	RUS	Lada Granta	1:50.636	15	1.602	156.38
13	15		Tom CORONEL	NLD	BMW 320 TC	1:50.675	14	1.641	156.32
14	19	I	Fernando MONJE	ESP	SEAT Leon WTCC	1:50.813	9	1.779	156.13
15	38		Marc BASSENG	DEU	SEAT Leon WTCC	1:51.122	10	2.088	155.69
16	55	I	Darryl O'YOUNG	HKG	BMW 320 TC	1:51.189	14	2.155	155.60
17	26	I	Stefano D'ASTE	ITA	BMW 320 TC	1:51.221	15	2.187	155.56
18	20	I	Hugo VALENTE	FRA	SEAT Leon WTCC	1:51.274	8	2.240	155.48
19	25	I	Mehdi BENNANI	MAR	BMW 320 TC	1:51.613	13	2.579	155.01
20	6	I	Franz ENGSTLER	DEU	BMW 320 TC	1:52.071	15	3.037	154.38
21	7	I	Charles NG	HKG	BMW 320 TC	1:52.135	15	3.101	154.29
22	1		Robert HUFF	GBR	SEAT Leon WTCC		4		
23	37	I	Rene MUNNICH	DEU	SEAT Leon WTCC		1		

For Media Information Purposes - No Regulatory Value.

Weather/Track: Sun 20C/Dry 17C

Termas de Rio Hondo

Circuit Length = 4.8060 km.

Start: 12:00 End: 12:38

Race Director:	Steward:	Timekeeper:	Issued at:
----------------	----------	-------------	------------

2013 FIA World Touring Car Championship

Free Practice 2 - Sector Analysis Report

Lap S1 Time S1 Spd S2 Time S2 Spd S3 Time S3 Spd Lap Time Pit Lap S1 Time S1 Spd S2 Time S2 Spd S3 Time S3 Spd Lap Time Pit


1 HUFF				GBR		SEAT Leon WTCC					
1	11:11.506	221.7	42.254	24.950	12:18.710	4	21:24.519	225.9	44.755	26.018	22:35.292
2	46.049	225.9	41.968	32.559	2:00.576 Pit						
3	5:08.567	223.1	41.953	33.469	6:23.989 Pit						

3 TARQUINI				ITA		Honda Civic WTCC					
1	11:09.140	227.3		1:08.106	12:17.246	8	45.903	226.4	42.126	31.482	1:59.511 Pit
2	45.743	227.8	41.762	24.498	1:52.003	9	2:37.235	224.0	43.375	25.053	3:45.663
3	45.728	227.3	43.522	34.247	2:03.497 Pit	10	45.042	229.2	41.630	23.642	1:50.314
4	13:58.290	232.7		1:06.534	15:04.824	11	45.088	231.2	41.434	23.725	1:50.247
5	45.126	230.7		1:16.570	2:01.696 Pit	12	48.025	226.4	44.698	32.695	2:05.418 Pit
6	3:14.939	224.0	42.423	24.991	4:22.353						
7	45.352	228.3		1:05.219	1:50.571						

5 MICHELISZ				HUN		Honda Civic WTCC					
1	13:38.166	172.2	48.962	28.809	14:55.937	9	45.349	227.8	41.374	23.777	1:50.500
2	50.522	176.1		1:14.449	2:04.971	10	45.944	214.2		1:17.501	2:03.445 Pit
3	50.678	189.8	44.375	29.371	2:04.424	11	2:47.207	196.0	44.737	25.151	3:57.095
4	46.126	228.8	43.162	40.609	2:09.897 Pit	12	45.114	229.7	42.143	27.268	1:54.525
5	8:52.961	226.4	42.686	25.853	10:01.500	13	44.772	232.2	41.200	23.722	1:49.694
6	45.041	227.3		1:07.215	1:52.256	14	48.114	226.4	43.832	35.714	2:07.660 Pit
7	45.017	228.8	41.262	23.994	1:50.273						
8	45.183	227.8	41.147	23.765	1:50.095						

6 ENGSTLER				DEU		BMW 320 TC				I	
1	11:36.874	163.6	50.414	27.343	12:54.631	9	45.646	229.7	41.832	24.593	1:52.071
2	46.604	220.4	44.329	25.517	1:56.450	10	46.299	224.0	43.550	24.178	1:54.027
3	46.465	221.3		1:07.341	1:53.806	11	46.350	223.6	45.827	33.964	2:06.141 Pit
4	46.439	219.5	42.573	35.406	2:04.418 Pit	12	1:35.729	182.7		1:17.618	2:53.347
5	11:27.274	218.1		1:07.158	12:34.432	13	46.319	226.4	42.265	25.203	1:53.787
6	45.882	222.2	42.322	24.432	1:52.636	14	45.834	231.2	42.187	24.622	1:52.643
7	45.827	224.0	42.332	24.341	1:52.500	15	55.834	147.1	55.603	41.641	2:33.078 Pit
8	46.304	216.4		1:09.690	1:55.994						

7 NG				HKG		BMW 320 TC				I	
1	11:34.085	204.5	44.736	25.709	12:44.530	9	46.086	224.5	42.138	23.947	1:52.171
2	54.789	175.8	48.666	28.661	2:12.116	10	53.009	171.9	45.932	33.015	2:11.956 Pit
3	51.134	182.7		1:15.022	2:06.156	11	3:02.279	219.9	42.375	24.374	4:09.028
4	46.112	222.6	42.534	24.523	1:53.169	12	46.087	221.3	42.334	24.010	1:52.431
5	52.997	166.6		1:40.706	2:33.703 Pit	13	53.558	146.9	55.870	26.419	2:15.847
6	8:54.900	224.0	45.289	25.309	10:05.498	14	46.123	225.0	42.060	24.354	1:52.537
7	45.905	224.5	42.180	24.050	1:52.135	15	54.339	159.2	52.322	35.988	2:22.649 Pit
8	46.065	225.0	42.606	26.213	1:54.884						



Circuit Length - 4.806 kilometres
Termas de Rio Hondo

Weather/Track: Sun 20C/Dry 17C

Printed at 12:46, Saturday, 03 August, 2013


© MST Systems Ltd, 2005 (www.mstworld.com)

Page 1

2013 FIA World Touring Car Championship

Free Practice 2 - Sector Analysis Report

Lap	S1 Time	S1 Spd	S2 Time	S2 Spd	S3 Time	S3 Spd	Lap Time	Pit	Lap	S1 Time	S1 Spd	S2 Time	S2 Spd	S3 Time	S3 Spd	Lap Time	Pit
8 KOZLOVSKIY RUS Lada Granta																	
1	11:33.199	212.1	45.015		25.465		12:43.679		9	45.741	228.8	41.674		23.933		1:51.348	
2	47.509	224.5	44.540		25.329		1:57.378		10	45.953	228.8	41.881		24.122		1:51.956	
3	49.697	161.6			1:17.838		2:07.535		11	45.909	229.7			1:08.154		1:54.063	
4	45.993	226.8	44.721		26.524		1:57.238		12	47.294	220.8	42.726		32.242		2:02.262	Pit
5	45.962	227.3	44.265		35.154		2:05.381	Pit	13	4:09.510	229.2	42.324		24.090		5:15.924	
6	9:36.766	222.6			1:11.317		10:48.083		14	46.150	227.8	42.333		23.938		1:52.421	
7	45.479	230.2	41.365		23.792		1:50.636		15	53.520	144.9	53.416		42.847		2:29.783	Pit
8	45.650	234.2	41.677		24.368		1:51.695										
9 MACDOWALL GBR Chevrolet Cruze																	
1	11:02.790	218.6			1:08.697		12:11.487		8	48.098	166.6	43.860		33.117		2:05.075	Pit
2	45.287	232.7	41.435		23.917		1:50.639		9	3:36.973	223.6	44.855		25.425		4:47.253	
3	45.559	230.2	41.545		23.750		1:50.854		10	44.777	228.8	41.215		23.349		1:49.341	
4	47.871	232.7	42.707		33.690		2:04.268	Pit	11	44.905	230.2	43.985		24.983		1:53.873	
5	12:05.390	213.4	43.027		24.555		13:12.972		12	44.711	233.2			1:04.878		1:49.589	
6	44.684	232.2			1:04.836		1:49.520		13	47.155	229.2			1:18.012		2:05.167	Pit
7	44.967	232.7	41.174		23.656		1:49.797										
10 THOMPSON GBR Lada Granta																	
1	11:56.942	192.1	45.645		24.933		13:07.520		7	45.994	232.2			1:24.125		2:10.119	Pit
2	45.438	228.3	41.353		23.847		1:50.638		8	3:17.985	203.3	44.838		24.648		4:27.471	
3	49.078	184.6			1:24.408		2:13.486	Pit	9	45.284	227.3	41.414		23.953		1:50.651	
4	3:49.911	178.2	49.951		43.319		5:23.181	Pit	10	46.156	194.2			1:26.544		2:12.700	Pit
5	7:51.250	207.2	47.621		24.890		9:03.761										
6	45.240	227.8			1:05.159		1:50.399										
12 MULLER FRA Chevrolet Cruze																	
1	11:00.815	205.7	43.901		24.645		12:09.361		8	2:37.100	215.5	43.276		25.034		3:45.410	
2	45.005	195.6	47.396		31.776		2:04.177	Pit	9	44.603	234.7			1:13.038		1:57.641	Pit
3	4:06.851	225.4	44.007		32.854		5:23.712		10	2:43.053	205.7	45.640		24.921		3:53.614	
4	44.539	232.2			1:31.708		2:16.247	Pit	11	44.503	230.7	43.040		27.100		1:54.643	
5	8:05.961	203.3	44.351		25.137		9:15.449		12	44.521	231.7			1:04.662		1:49.183	
6	45.040	229.2	43.758		24.965		1:53.763		13	45.027	232.7	43.471		36.133		2:04.631	Pit
7	45.684	232.7			1:14.148		1:59.832	Pit									
14 NASH GBR Chevrolet Cruze																	
1	11:03.521	230.2	42.832		25.421		12:11.774		9	3:18.528	229.2	42.527		24.060		4:25.115	
2	45.280	235.2	41.441		24.055		1:50.776		10	45.741	228.8	41.670		24.062		1:51.473	
3	45.483	232.7	41.490		24.022		1:50.995		11	46.156	228.8	41.984		24.117		1:52.257	
4	45.522	229.2	42.502		32.414		2:00.438	Pit	12	45.848	230.2	42.249		24.195		1:52.292	
5	12:09.100	217.3	42.921		24.812		13:16.833		13	45.706	230.2			1:06.273		1:51.979	
6	45.160	232.7	41.435		23.815		1:50.410		14	45.891	230.2	41.961		38.845		2:06.697	Pit
7	45.336	232.7	41.338		23.731		1:50.405										
8	46.442	228.3	42.148		32.453		2:01.043	Pit									



Circuit Length - 4.806 kilometres
Termas de Rio Hondo

Weather/Track: Sun 20C/Dry 17C

Printed at 12:46, Saturday, 03 August, 2013

© MST Systems Ltd, 2005 (www.mstworld.com)

Page 2

2013 FIA World Touring Car Championship

Free Practice 2 - Sector Analysis Report

Lap S1 Time S1 Spd S2 Time S2 Spd S3 Time S3 Spd Lap Time Pit Lap S1 Time S1 Spd S2 Time S2 Spd S3 Time S3 Spd Lap Time Pit


15 CORONEL				NLD			BMW 320 TC				
1	11:13.012	206.8	42.938	25.547	12:21.497	9	45.569	226.8	41.903	36.505	2:03.977 Pit
2	46.042	225.4	41.872	23.972	1:51.886	10	2:14.337	224.0	42.030	23.842	3:20.209
3	45.918	226.4		1:08.290	1:54.208	11	45.873	221.7		1:07.700	1:53.573
4	46.469	225.9		1:18.848	2:05.317 Pit	12	45.748	224.5		1:07.027	1:52.775
5	11:58.125	224.0		1:07.933	13:06.058	13	45.808	227.3	45.044	23.908	1:54.760
6	45.268	233.2		1:05.466	1:50.734	14	45.841	225.4	41.910	38.436	2:06.187 Pit
7	45.162	229.2	41.563	23.950	1:50.675						
8	45.424	228.3	41.516	23.833	1:50.773						

17 NYKJAER				DNK			Chevrolet Cruze				I
1	11:01.502	218.6		1:09.311	12:10.813	6	45.209	230.7	41.650	23.960	1:50.819
2	45.287	231.2	41.259	26.158	1:52.704	7	45.291	231.2	41.180	24.022	1:50.493
3	49.290	216.4	41.808	23.981	1:55.079	8	45.293	230.7	41.443	23.895	1:50.631
4	45.526	230.2		1:18.068	2:03.594 Pit	9	45.253	230.2	42.255	33.484	2:00.992 Pit
5	11:56.573	226.8	41.775	24.215	13:02.563						

18 MONTEIRO				PRT			Honda Civic WTCC				I
1	11:08.565	223.6	42.384	24.689	12:15.638	9	2:30.601	228.3		1:08.617	3:39.218
2	46.614	228.3	41.559	26.779	1:53.952	10	44.951	228.3	41.378	30.407	1:56.736 Pit
3	46.062	229.7	41.594	32.701	2:00.357 Pit	11	2:25.333	185.5	45.312	26.726	3:37.371
4	4:14.539	225.4		1:31.138	5:45.677 Pit	12	51.385	224.5	43.672	24.277	1:59.334
5	8:10.952	226.4	42.978	24.506	9:18.436	13	44.934	228.8	41.121	23.531	1:49.586
6	45.217	229.2	41.338	23.793	1:50.348	14	48.562	197.0	47.804	39.592	2:15.958 Pit
7	45.145	232.2		1:05.224	1:50.369						
8	46.419	227.8	41.813	34.108	2:02.340 Pit						

19 MONJE				ESP			SEAT Leon WTCC				I
1	11:21.742	222.6	42.267	25.012	12:29.021	6	45.446	230.7	41.521	23.846	1:50.813
2	45.929	228.8	41.999	23.870	1:51.798	7	45.696	229.2	43.818	35.454	2:04.968 Pit
3	46.063	229.7	41.990	37.207	2:05.260 Pit	8	6:51.196	228.8	42.430	25.318	7:58.944
4	13:58.120	214.7		1:10.400	15:08.520	9	45.215	232.2	41.438	24.195	1:50.848
5	45.483	229.7	41.666	24.056	1:51.205						

20 VALENTE				FRA			SEAT Leon WTCC				I
1	11:18.786	223.1	43.831	25.135	12:27.752	6	10:14.877	190.1	46.269	24.007	11:25.153
2	45.854	227.3	42.287	24.049	1:52.190	7	45.425	225.9	41.934	23.915	1:51.274
3	46.093	226.8		1:05.658	1:51.751	8	45.344	230.2		1:19.181	2:04.525 Pit
4	45.466	229.7		1:05.881	1:51.347						
5	45.494	225.9	41.560	33.797	2:00.851 Pit						



Circuit Length - 4.806 kilometres
Termas de Rio Hondo

Weather/Track: Sun 20C/Dry 17C

Printed at 12:46, Saturday, 03 August, 2013

© MST Systems Ltd, 2005 (www.mstworld.com)

Page 3

2013 FIA World Touring Car Championship

Free Practice 2 - Sector Analysis Report

Lap S1 Time S1 Spd S2 Time S2 Spd S3 Time S3 Spd Lap Time Pit Lap S1 Time S1 Spd S2 Time S2 Spd S3 Time S3 Spd Lap Time Pit

23 CHILTON				GBR		Chevrolet Cruze							
1	11:00.449	225.4	42.699	24.324	12:07.472	8	45.499	230.7	42.808	32.317	2:00.624	Pit	
2	45.064	231.7	41.103	23.658	1:49.825	9	6:00.939	226.8	42.564	24.354	7:07.857		
3	45.347	229.2	41.155	23.804	1:50.306	10	44.552	234.2	41.605	26.101	1:52.258		
4	45.469	229.7		1:22.515	2:07.984	Pit	11	44.508	237.8	40.991	23.535	1:49.034	
5	12:49.800	225.4	43.843	25.825	13:59.468	12	45.249	233.7		1:23.662	2:08.911	Pit	
6	45.136	229.7	41.381	23.714	1:50.231								
7	45.504	230.2	41.541	23.790	1:50.835								

25 BENNANI				MAR		BMW 320 TC				I			
1	11:13.548	209.7	42.881	25.745	12:22.174	8	45.522	228.8	42.059	24.032	1:51.613		
2	45.748	229.7	42.136	24.158	1:52.042	9	45.803	228.3		1:14.820	2:00.623	Pit	
3	45.399	232.2		1:06.347	1:51.746	10	3:46.032	205.3	44.614	24.961	4:55.607		
4	45.669	228.3	42.014	24.143	1:51.826	11	45.767	226.4	42.343	24.358	1:52.468		
5	46.060	224.0		1:06.845	1:52.905	12	46.141	225.0		1:07.103	1:53.244		
6	46.033	220.8		1:24.552	2:10.585	Pit	13	46.337	225.0	42.588	37.279	2:06.204	Pit
7	8:10.251	230.2		1:07.911	9:18.162								

26 D'ASTE				ITA		BMW 320 TC				I		
1	11:36.979	167.1	50.734	27.939	12:55.652	9	47.987	220.4		1:13.689	2:01.676	Pit
2	57.375	143.2		1:15.790	2:13.165	10	2:32.565	223.1	42.198	24.266	3:39.029	
3	46.011	221.3		1:06.913	1:52.924	11	45.918	223.1	41.952	24.245	1:52.115	
4	45.863	221.3		1:16.859	2:02.722	12	47.431	217.3		1:13.676	2:01.107	Pit
5	45.633	228.3		1:34.396	2:20.029	Pit	13	1:42.746	225.4	42.386	24.448	2:49.580
6	9:08.588	222.6	42.416	25.083	10:16.087	14	46.134	224.0	41.918	24.508	1:52.560	
7	45.399	226.8	41.784	24.038	1:51.221	15	59.121	171.1	53.555	40.354	2:33.030	Pit
8	45.519	228.3	41.884	24.349	1:51.752							

37 MUNNICH				DEU		SEAT Leon WTCC				I		
1	11:38.423	161.4	49.914	28.437	12:56.774							

38 BASSENG				DEU		SEAT Leon WTCC						
1	16:55.887	209.7	45.600	25.919	18:07.406	7	45.639	229.2		1:05.720	1:51.359	
2	47.707	222.6		1:09.450	1:57.157	8	45.637	230.2	42.099	25.906	1:53.642	
3	45.395	228.8	44.900	36.604	2:06.899	Pit	9	45.434	230.2	42.063	24.416	1:51.913
4	16:56.113	226.8	42.632	24.861	18:03.606	10	46.434	226.8		1:15.681	2:02.115	Pit
5	45.332	228.8	41.795	23.995	1:51.122							
6	45.619	228.3		1:06.375	1:51.994							



Circuit Length - 4.806 kilometres
Termas de Rio Hondo

Weather/Track: Sun 20C/Dry 17C

Printed at 12:46, Saturday, 03 August, 2013


© MST Systems Ltd, 2005 (www.mstworld.com)

Page 4

2013 FIA World Touring Car Championship

Free Practice 2 - Sector Analysis Report

Lap	S1 Time	S1 Spd	S2 Time	S2 Spd	S3 Time	S3 Spd	Lap Time	Pit	Lap	S1 Time	S1 Spd	S2 Time	S2 Spd	S3 Time	S3 Spd	Lap Time	Pit
55 O'YOUNG																	
						HKG						BMW 320 TC					
1	11:12.586	224.0	42.657		24.416		12:19.659		9	48.448	223.1	43.868		35.376		2:07.692	Pit
2	46.016	226.8	41.890		24.206		1:52.112		10	3:07.588	223.1	43.382		26.129		4:17.099	
3	45.897	224.5	42.243		24.454		1:52.594		11	45.320	224.5	41.785		24.244		1:51.349	
4	46.228	220.8			1:27.185		2:13.413	Pit	12	45.743	225.4	42.162		24.067		1:51.972	
5	11:52.161	223.6			1:08.702		13:00.863		13	45.928	222.2			1:06.333		1:52.261	
6	45.592	224.0			1:07.935		1:53.527		14	46.683	222.2	42.144		40.574		2:09.401	Pit
7	45.346	228.8	41.813		24.030		1:51.189										
8	45.707	224.0	42.175		23.991		1:51.873										
72 LOPEZ																	
						ARG						BMW 320 TC					
1	11:36.004	163.1	50.457		27.687		12:54.148		9	45.419	225.4	41.387		23.744		1:50.550	
2	1:01.458	119.4	50.437		28.356		2:20.251		10	45.369	228.8	52.480		34.502		2:12.351	Pit
3	49.551	210.5			1:08.793		1:58.344		11	4:42.312	202.2	46.684		24.272		5:53.268	
4	45.553	223.6	41.627		23.959		1:51.139		12	45.112	225.9	41.469		23.661		1:50.242	
5	45.635	226.4	46.519		44.069		2:16.223	Pit	13	45.432	226.4			1:05.339		1:50.771	
6	9:03.693	220.8			1:09.842		10:13.535		14	50.973	198.5	45.983		40.271		2:17.227	Pit
7	45.068	223.6	41.343		23.536		1:49.947										
8	45.274	227.3			1:05.010		1:50.284										
74 ORIOLA																	
						ESP						Chevrolet Cruze					
1	11:05.234	229.2			1:08.500		12:13.734		8	44.719	236.8	41.735		23.701		1:50.155	
2	45.080	232.7	41.373		23.839		1:50.292		9	45.076	232.2			1:14.895		1:59.971	Pit
3	45.145	233.7	41.514		23.866		1:50.525		10	1:22.283	230.7	42.896		24.853		2:30.032	
4	45.014	233.7	41.700		30.252		1:56.966	Pit	11	44.898	235.8	41.488		23.827		1:50.213	
5	12:12.521	230.7	43.162		24.982		13:20.665		12	45.148	235.8	41.651		33.608		2:00.407	Pit
6	45.120	233.7	41.277		34.006		2:00.403	Pit									
7	4:35.608	230.2	45.586		25.204		5:46.398										



Circuit Length - 4.806 kilometres
Termas de Rio Hondo

Weather/Track: Sun 20C/Dry 17C


Printed at 12:46, Saturday, 03 August, 2013

© MST Systems Ltd, 2005 (www.mstworld.com)

Page 5

2013 FIA World Touring Car Championship Free Practice 2 - Best Sector Speeds Report

POS	NO	SECTOR 1		SECTOR 2		SECTOR 3	
		NAME	SPEED	LAP	NO SPEED TRAP AVAILABLE	NO SPEED TRAP AVAILABLE	NO SPEED TRAP AVAILABLE
1	23	CHILTON	237.8	11			
2	74	ORIOLA	236.8	8			
3	14	NASH	235.2	2			
4	12	MULLER	234.7	9			
5	8	KOZLOVSKIY	234.2	8			
6	9	MACDOWALL	233.2	12			
7	15	CORONEL	233.2	6			
8	3	TARQUINI	232.7	4			
9	5	MICHELISZ	232.2	13			
10	10	THOMPSON	232.2	7			
11	18	MONTEIRO	232.2	7			
12	19	MONJE	232.2	9			
13	25	BENNANI	232.2	3			
14	6	ENGSTLER	231.2	14			
15	17	NYKJAER	231.2	2			
16	20	VALENTE	230.2	8			
17	38	BASSENG	230.2	8			
18	55	O'YOUNG	228.8	7			
19	72	LOPEZ	228.8	10			
20	26	D'ASTE	228.3	5			
21	1	HUFF	225.9	2			
22	7	NG	225.0	8			
23	37	MUNNICH	161.4	1			



Circuit Length - 4.806 kilometres
Termas de Rio Hondo

Weather/Track: Sun 20C/Dry 17C

2013 FIA World Touring Car Championship Free Practice 2 - Best Sector Times Report

POS	NO	SECTOR 1		SECTOR 2		SECTOR 3		IDEAL/BEST LAP COMPARISON							
		TIME	LAP NO	TIME	LAP NO	TIME	LAP NO	IDEAL	BEST	LAP	DIFF				
1	12	44.503	11	23	40.991	11	9	23.349	10	23	CHILTON	1:49.034	1:49.034	11	+ 0.000
2	23	44.508	11	18	41.121	13	18	23.531	13	9	MACDOWAL	1:49.207	1:49.341	10	+ 0.134
3	9	44.684	6	5	41.147	8	23	23.535	11	18	MONTEIRO	1:49.586	1:49.586	13	+ 0.000
4	74	44.719	8	9	41.174	7	72	23.536	7	5	MICHELISZ	1:49.641	1:49.694	13	+ 0.053
5	5	44.772	13	17	41.180	7	3	23.642	10	74	ORIOLA	1:49.697	1:50.155	8	+ 0.458
6	18	44.934	13	74	41.277	6	74	23.701	8	72	LOPEZ	1:49.947	1:49.947	7	+ 0.000
7	3	45.042	10	14	41.338	7	5	23.722	13	3	TARQUINI	1:50.118	1:50.247	11	+ 0.129
8	72	45.068	7	72	41.343	7	14	23.731	7	14	NASH	1:50.229	1:50.405	7	+ 0.176
9	14	45.160	6	10	41.353	2	8	23.792	7	17	NYKJAER	1:50.284	1:50.493	7	+ 0.209
10	15	45.162	7	8	41.365	7	15	23.833	8	10	THOMPSON	1:50.440	1:50.399	6	+ 0.041
11	17	45.209	6	3	41.434	11	19	23.846	6	19	MONJE	1:50.499	1:50.813	6	+ 0.314
12	19	45.215	9	19	41.438	9	10	23.847	2	15	CORONEL	1:50.511	1:50.675	7	+ 0.164
13	10	45.240	6	15	41.516	8	17	23.895	8	8	KOZLOVSKI	1:50.636	1:50.636	7	+ 0.000
14	55	45.320	11	20	41.560	5	20	23.915	7	20	VALENTE	1:50.819	1:51.274	7	+ 0.455
15	38	45.332	5	26	41.784	7	7	23.947	9	55	O'YOUNG	1:51.096	1:51.189	7	+ 0.093
16	20	45.344	8	55	41.785	11	55	23.991	8	38	BASSENG	1:51.122	1:51.122	5	+ 0.000
17	25	45.399	3	38	41.795	5	38	23.995	5	26	D'ASTE	1:51.221	1:51.221	7	+ 0.000
18	26	45.399	7	6	41.832	9	25	24.032	8	25	BENNANI	1:51.445	1:51.613	8	+ 0.168
19	8	45.479	7	1	41.953	3	26	24.038	7	6	ENGSTLER	1:51.656	1:52.071	9	+ 0.415
20	6	45.646	9	25	42.014	4	6	24.178	10	7	NG	1:51.912	1:52.135	7	+ 0.223
21	7	45.905	7	7	42.060	14	12	24.645	1	12	MULLER	1:52.188	1:49.183	12	+ 3.005
22	1	46.049	2	12	43.040	11	1	24.950	1	1	HUFF	1:52.952	2:00.576	2	+ 7.624
23	37	11:38.42	1	37	49.914	1	37	28.437	1	37	MUNNICH	12:56.774	12:56.774	1	+ 0.000

'Perfect Lap' - 1:48.843



Circuit Length - 4.806 kilometres
Termas de Rio Hondo

Weather/Track: Sun 20C/Dry 17C

**2013 FIA World Touring Car Championship
QUALIFYING 1 - PROVISIONAL CLASSIFICATION**

POS	NO	CLS	DRIVER	NAT	CAR	TIME	LAPS	GAP	KPH
1	12		Yvan MULLER	FRA	Chevrolet Cruze	1:49.158	3		158.50
2	5		Norbert MICHELISZ	HUN	Honda Civic WTCC	1:49.247	7	0.089	158.37
3	17	I	Michel NYKJAER	DNK	Chevrolet Cruze	1:49.252	6	0.094	158.36
4	18		Tiago MONTEIRO	PRT	Honda Civic WTCC	1:49.517	6	0.359	157.98
5	3		Gabriele TARQUINI	ITA	Honda Civic WTCC	1:49.545	7	0.387	157.94
6	23		Tom CHILTON	GBR	Chevrolet Cruze	1:49.690	3	0.532	157.73
7	74		Pepe ORIOLA	ESP	Chevrolet Cruze	1:49.762	3	0.604	157.62
8	72	I	Jose Maria LOPEZ	ARG	BMW 320 TC	1:49.819	6	0.661	157.54
9	14	I	James NASH	GBR	Chevrolet Cruze	1:49.938	6	0.780	157.37
10	10		James THOMPSON	GBR	Lada Granta	1:49.953	6	0.795	157.35
11	9	I	Alex MACDOWALL	GBR	Chevrolet Cruze	1:50.132	6	0.974	157.09
12	20	I	Hugo VALENTE	FRA	SEAT Leon WTCC	1:50.212	8	1.054	156.98
13	38		Marc BASSENG	DEU	SEAT Leon WTCC	1:50.272	9	1.114	156.89
14	1		Robert HUFF	GBR	SEAT Leon WTCC	1:50.314	3	1.156	156.84
15	19	I	Fernando MONJE	ESP	SEAT Leon WTCC	1:50.583	8	1.425	156.45
16	15		Tom CORONEL	NLD	BMW 320 TC	1:50.744	7	1.586	156.23
17	26	I	Stefano D'ASTE	ITA	BMW 320 TC	1:50.788	7	1.630	156.16
18	8		Mikhail KOZLOVSKIY	RUS	Lada Granta	1:50.832	6	1.674	156.10
19	7	I	Charles NG	HKG	BMW 320 TC	1:51.328	7	2.170	155.41
20	55	I	Darryl O'YOUNG	HKG	BMW 320 TC	1:51.345	7	2.187	155.38
21	37	I	Rene MUNNICH	DEU	SEAT Leon WTCC	1:51.368	8	2.210	155.35
22	25	I	Mehdi BENNANI	MAR	BMW 320 TC	1:51.862	6	2.704	154.66
23	6	I	Franz ENGSTLER	DEU	BMW 320 TC	1:51.866	7	2.708	154.66

QUALIFICATION MAXIMA 1:56.799

Subject to technical scrutineering. For Media Information Purposes - No Regulatory Value.

Weather/Track: Sun 22C/Dry 38C

Termas de Rio Hondo

Circuit Length = 4.8060 km.

Start: 16:00 End: 16:20

Race Director:	Steward:	Timekeeper:	Issued at:
----------------	----------	-------------	------------

**2013 FIA World Touring Car Championship
QUALIFYING 1 RESULT**

POS	NO	CLS	DRIVER	NAT	CAR	TIME	LAPS	GAP	KPH
1	12		Yvan MULLER	FRA	Chevrolet Cruze	1:49.158	3		158.50
2	5		Norbert MICHELISZ	HUN	Honda Civic WTCC	1:49.247	7	0.089	158.37
3	17	I	Michel NYKJAER	DNK	Chevrolet Cruze	1:49.252	6	0.094	158.36
4	18		Tiago MONTEIRO	PRT	Honda Civic WTCC	1:49.517	6	0.359	157.98
5	3		Gabriele TARQUINI	ITA	Honda Civic WTCC	1:49.545	7	0.387	157.94
6	23		Tom CHILTON	GBR	Chevrolet Cruze	1:49.690	3	0.532	157.73
7	74		Pepe ORIOLA	ESP	Chevrolet Cruze	1:49.762	3	0.604	157.62
8	72	I	Jose Maria LOPEZ	ARG	BMW 320 TC	1:49.819	6	0.661	157.54
9	14	I	James NASH	GBR	Chevrolet Cruze	1:49.938	6	0.780	157.37
10	10		James THOMPSON	GBR	Lada Granta	1:49.953	6	0.795	157.35
11	9	I	Alex MACDOWALL	GBR	Chevrolet Cruze	1:50.132	6	0.974	157.09
12	20	I	Hugo VALENTE	FRA	SEAT Leon WTCC	1:50.212	8	1.054	156.98
13	38		Marc BASSENG	DEU	SEAT Leon WTCC	1:50.272	9	1.114	156.89
14	1		Robert HUFF	GBR	SEAT Leon WTCC	1:50.314	3	1.156	156.84
15	19	I	Fernando MONJE	ESP	SEAT Leon WTCC	1:50.583	8	1.425	156.45
16	15		Tom CORONEL	NLD	BMW 320 TC	1:50.744	7	1.586	156.23
17	26	I	Stefano D'ASTE	ITA	BMW 320 TC	1:50.788	7	1.630	156.16
18	7	I	Charles NG	HKG	BMW 320 TC	1:51.328	7	2.170	155.41
19	55	I	Darryl O'YOUNG	HKG	BMW 320 TC	1:51.345	7	2.187	155.38
20	37	I	Rene MUNNICH	DEU	SEAT Leon WTCC	1:51.368	8	2.210	155.35
21	25	I	Mehdi BENNANI	MAR	BMW 320 TC	1:51.862	6	2.704	154.66
22	6	I	Franz ENGSTLER	DEU	BMW 320 TC	1:51.866	7	2.708	154.66

QUALIFICATION MAXIMA

1:56.799

Car 8, all times disallowed, Stewards' decision 5 refers.

Weather/Track: Sun 22C/Dry 38C

Termas de Rio Hondo

Circuit Length = 4.8060 km.


Start: 16:00 End: 16:20

Steward:	Steward:	Steward:	Issued at:
----------	----------	----------	------------

2013 FIA World Touring Car Championship

Qualifying 1 - Sector Analysis Report

Lap	S1 Time	S1 Spd	S2 Time	S2 Spd	S3 Time	S3 Spd	Lap Time	Pit	Lap	S1 Time	S1 Spd	S2 Time	S2 Spd	S3 Time	S3 Spd	Lap Time	Pit
1 HUFF GBR SEAT Leon WTCC																	
1	11:13.126	229.2	43.673		34.056		12:30.855	Pit	3	45.020	230.2	41.356		23.938		1:50.314	
2	15:41.934	192.1	48.126		25.225		16:55.285										
3 TARQUINI ITA Honda Civic WTCC																	
1	11:11.341	201.4	45.040		26.284		12:22.665		5	2:27.599	225.4	44.793		25.795		3:38.187	
2	45.344	234.2	41.973		1:49.952		3:17.269	Pit	6	44.628	236.3	41.454		23.463		1:49.545	
3	3:51.849	232.7	43.377		24.602		4:59.828		7	49.540	167.7	48.360		39.187		2:17.087	Pit
4	44.827	235.2	44.693		33.532		2:03.052	Pit									
5 MICHELISZ HUN Honda Civic WTCC																	
1	11:12.785	224.5	44.795		25.903		12:23.483		5	7:05.000	229.2	42.079		25.908		8:12.987	
2	44.865	235.8	41.759		24.010		1:50.634		6	44.576	235.2	41.161		23.510		1:49.247	
3	45.098	232.7	41.535		23.707		1:50.340		7	46.002	224.5	44.712		1:27.643		2:58.357	Pit
4	46.033	229.7	43.621		35.019		2:04.673	Pit									
6 ENGSTLER DEU BMW 320 TC I																	
1	11:24.333	224.0	43.257		24.211		12:31.801		5	6:08.429	111.8	1:14.486		26.674		7:49.589	
2	47.398	226.4	42.512		24.223		1:54.133		6	45.540	233.2	41.851		24.475		1:51.866	
3	45.757	229.7	42.497		24.406		1:52.660		7	45.859	230.7	44.122		24.879		1:54.860	
4	49.184	188.4	48.360		37.177		2:14.721	Pit									
7 NG HKG BMW 320 TC I																	
1	11:28.070	225.4	44.759		25.570		12:38.399		5	45.431	232.7	42.028		23.966		1:51.425	
2	45.710	230.7	42.403		23.883		1:51.996		6	50.483	225.0	43.809		24.461		1:58.753	
3	55.888	216.4	45.389		34.491		2:15.768	Pit	7	45.467	230.2	41.944		23.917		1:51.328	
4	7:43.049	221.7	46.019		26.159		8:55.227										
8 KOZLOVSKIY RUS Lada Granta																	
1	17:14.893	180.0	46.085		27.428		18:28.406		5	45.835	220.8	46.097		24.643		1:56.575	
2	45.303	236.3	41.728		23.801		1:50.832		6	45.056	237.3			42.164		1:51.336	
3	49.537	190.4	45.514		37.618		2:12.669	Pit									
4	3:50.694	188.1	51.065		27.345		5:09.104										
9 MACDOWALL GBR Chevrolet Cruze I																	
1	11:05.351	222.2	45.975		25.134		12:16.460		5	44.923	234.2	41.491		23.718		1:50.132	
2	48.927	179.7	1:05.668		25.115		2:19.710		6	44.911	233.7	43.880		31.241		2:00.032	Pit
3	45.866	233.2	42.434		32.586		2:00.886	Pit									
4	2:52.125	232.7	42.898		24.446		3:59.469										
10 THOMPSON GBR Lada Granta																	
1	17:13.998	179.1	46.413		27.192		18:27.603		5	44.815	236.8	41.462		23.676		1:49.953	
2	44.998	233.2	41.600		23.980		1:50.578		6	50.150	215.5	47.229		37.211		2:14.590	Pit
3	49.726	190.8	45.749		1:42.770		3:18.245	Pit									
4	2:49.033	124.5	50.342		26.357		4:05.732										




Circuit Length - 4.806 kilometres
Termas de Rio Hondo

Weather/Track: Sun 22C/Dry 38C

2013 FIA World Touring Car Championship

Qualifying 1 - Sector Analysis Report

Lap	S1 Time	S1 Spd	S2 Time	S2 Spd	S3 Time	S3 Spd	Lap Time	Pit	Lap	S1 Time	S1 Spd	S2 Time	S2 Spd	S3 Time	S3 Spd	Lap Time	Pit
12 MULLER FRA Chevrolet Cruze																	
1	11:09.700	194.5	45.181		25.969		12:20.850		3	46.771	182.1	47.988		37.811		2:12.570	Pit
2	44.548	236.8	41.224		23.386		1:49.158										
14 NASH GBR Chevrolet Cruze																	
1	11:05.947	210.9	45.842		25.380		12:17.169		5	10:12.950	177.3	48.344		25.512		11:26.806	I
2	45.256	233.7	42.015		23.789		1:51.060		6	44.802	236.8	41.387		23.749		1:49.938	
3	45.238	234.7	41.617		23.722		1:50.577										
4	46.586	198.8	43.071		31.560		2:01.217	Pit									
15 CORONEL NLD BMW 320 TC																	
1	11:15.849	231.7	43.000		25.000		12:23.849		5	7:14.361	230.7	42.664		24.074		8:21.099	
2	45.286	234.7	41.893		23.914		1:51.093		6	45.005	234.7	41.740		23.999		1:50.744	
3	45.211	233.7	41.855		23.903		1:50.969		7	45.406	231.7	50.997		1:00.611		2:37.014	Pit
4	45.359	234.2	41.918		33.654		2:00.931	Pit									
17 NYKJAER DNK Chevrolet Cruze																	
1	11:04.569	209.3	45.832		24.976		12:15.377		5	10:10.655	207.6	47.652		24.300		11:22.607	I
2	45.135	234.7	41.288		23.753		1:50.176		6	44.535	234.7	41.226		23.491		1:49.252	
3	44.998	234.7	42.355		23.716		1:51.069										
4	48.095	194.2	43.576		33.129		2:04.800	Pit									
18 MONTEIRO PRT Honda Civic WTCC																	
1	11:10.583	199.6	45.012		26.060		12:21.655		5	44.807	232.2	41.314		23.396		1:49.517	
2	45.094	233.7	41.625		23.592		1:50.311		6	48.644	179.1	47.987		36.206		2:12.837	Pit
3	48.349	185.2	43.564		33.157		2:05.070	Pit									
4	8:52.319	223.1	45.163		25.435		10:02.917										
19 MONJE ESP SEAT Leon WTCC																	
1	11:14.892	229.7	43.562		25.871		12:24.325		6	45.166	235.8	41.730		23.687		1:50.583	I
2	50.015	174.7	55.991		27.030		2:13.036		7	45.232	235.2	42.017		23.771		1:51.020	
3	48.290	205.7	49.592		26.497		2:04.379		8	55.254	162.8	54.717		42.159		2:32.130	Pit
4	45.233	234.2	43.698		35.866		2:04.797	Pit									
5	5:42.408	220.4	45.963		25.945		6:54.316										
20 VALENTE FRA SEAT Leon WTCC																	
1	11:27.785	222.2	44.853		25.275		12:37.913		6	45.034	232.2	41.476		23.702		1:50.212	I
2	45.076	234.2	41.807		23.868		1:50.751		7	45.004	233.2	41.612		23.797		1:50.413	
3	49.612	182.7	49.416		26.678		2:05.706		8	56.160	163.6	54.650		40.706		2:31.516	Pit
4	45.102	233.2	41.807		35.962		2:02.871	Pit									
5	5:51.176	210.1	45.967		26.096		7:03.239										
23 CHILTON GBR Chevrolet Cruze																	
1	11:07.523	213.0	45.932		25.478		12:18.933		3	47.234	209.3	43.251		1:38.304		3:08.789	Pit
2	44.822	234.7	41.288		23.580		1:49.690										



Circuit Length - 4.806 kilometres
Termas de Rio Hondo

Weather/Track: Sun 22C/Dry 38C

Printed at 16:27, Saturday, 03 August, 2013


© MST Systems Ltd, 2005 (www.mstworld.com)

Page 2

2013 FIA World Touring Car Championship

Qualifying 1 - Sector Analysis Report

Lap	S1 Time	S1 Spd	S2 Time	S2 Spd	S3 Time	S3 Spd	Lap Time	Pit	Lap	S1 Time	S1 Spd	S2 Time	S2 Spd	S3 Time	S3 Spd	Lap Time	Pit
25 BENNANI MAR BMW 320 TC I																	
1	11:16.970	228.8	43.400		26.330		12:26.700		5	47.515	228.8	44.105		25.054		1:56.674	
2	45.501	238.4	42.181		24.180		1:51.862		6	45.536	231.2	42.192		24.367		1:52.095	
3	45.347	233.7	42.234		34.064		2:01.645	Pit									
4	8:20.692	102.4	1:15.933		26.992		10:03.617										
26 D'ASTE ITA BMW 320 TC I																	
1	11:22.027	224.5	42.988		24.056		12:29.071		5	5:25.344	105.4	1:15.620		26.800		7:07.764	
2	49.083	226.4	42.251		24.014		1:55.348		6	45.150	232.7	41.756		23.882		1:50.788	
3	45.648	228.8	41.826		24.202		1:51.676		7	45.523	230.2	42.061		39.573		2:07.157	Pit
4	46.145	228.8	42.232		1:30.132		2:58.509	Pit									
37 MUNNICH DEU SEAT Leon WTCC I																	
1	11:34.074	227.8	46.237		26.027		12:46.338		6	45.756	231.7	42.261		1:37.030		3:05.047	Pit
2	46.237	229.2	42.884		24.369		1:53.490		7	2:28.893	230.2	43.568		24.970		3:37.431	
3	46.277	225.9	47.683		36.346		2:10.306	Pit	8	45.501	232.2	42.015		23.852		1:51.368	
4	2:42.407	225.9	43.223		24.903		3:50.533										
5	45.320	234.7	42.198		24.195		1:51.713										
38 BASSENG DEU SEAT Leon WTCC I																	
1	11:14.598	227.3	43.660		26.784		12:25.042		6	45.017	233.2	41.786		23.721		1:50.524	
2	45.980	234.7	41.975		24.070		1:52.025		7	45.227	234.2	41.738		31.309		1:58.274	Pit
3	45.521	234.2	42.187		24.011		1:51.719		8	2:08.344	232.2	42.390		24.475		3:15.209	
4	45.566	234.7	42.136		35.274		2:02.976	Pit	9	44.932	236.3	41.629		23.711		1:50.272	
5	2:24.182	230.2	42.442		23.957		3:30.581										
55 O'YOUNG HKG BMW 320 TC I																	
1	11:16.445	231.2	43.392		26.382		12:26.219		5	7:06.181	225.4	42.568		24.111		8:12.860	
2	45.806	230.2	42.751		24.586		1:53.143		6	45.711	229.2	42.057		24.737		1:52.505	
3	45.312	233.2	41.915		24.118		1:51.345		7	47.889	217.3	43.415		43.450		2:14.754	Pit
4	46.343	227.8	44.158		32.642		2:03.143	Pit									
72 LOPEZ ARG BMW 320 TC I																	
1	11:27.443	225.0	44.791		25.173		12:37.407		5	9:11.346	227.3	43.895		24.221		10:19.462	
2	44.970	230.2	41.391		23.812		1:50.173		6	44.624	229.7	41.554		23.641		1:49.819	
3	59.993	163.8	51.623		27.888		2:19.504										
4	54.207	216.8	51.859		38.388		2:24.454	Pit									
74 ORIOLA ESP Chevrolet Cruze I																	
1	19:30.856	232.7	43.603		24.202		20:38.661		3	46.527	234.2	43.353		32.590		2:02.470	Pit
2	44.695	236.8	41.434		23.633		1:49.762										



Circuit Length - 4.806 kilometres
Termas de Rio Hondo

Weather/Track: Sun 22C/Dry 38C


Printed at 16:27, Saturday, 03 August, 2013

© MST Systems Ltd, 2005 (www.mstworld.com)

Page 3

2013 FIA World Touring Car Championship Qualifying 1 - Best Sector Speeds Report

POS	NO	SECTOR 1		SECTOR 2		SECTOR 3	
		NAME	SPEED	LAP	NO SPEED TRAP AVAILABLE	NO SPEED TRAP AVAILABLE	NO SPEED TRAP AVAILABLE
1	25	BENNANI	238.4	2			
2	8	KOZLOVSKIY	237.3	6			
3	10	THOMPSON	236.8	5			
4	12	MULLER	236.8	2			
5	14	NASH	236.8	6			
6	74	ORIOLA	236.8	2			
7	3	TARQUINI	236.3	6			
8	38	BASSENG	236.3	9			
9	5	MICHELISZ	235.8	2			
10	19	MONJE	235.8	6			
11	15	CORONEL	234.7	2			
12	17	NYKJAER	234.7	2			
13	23	CHILTON	234.7	2			
14	37	MUNNICH	234.7	5			
15	9	MACDOWALL	234.2	5			
16	20	VALENTE	234.2	2			
17	18	MONTEIRO	233.7	2			
18	6	ENGSTLER	233.2	6			
19	55	O'YOUNG	233.2	3			
20	7	NG	232.7	5			
21	26	D'ASTE	232.7	6			
22	1	HUFF	230.2	3			
23	72	LOPEZ	230.2	2			




Circuit Length - 4.806 kilometres
Termas de Rio Hondo

Weather/Track: Sun 22C/Dry 38C

2013 FIA World Touring Car Championship Qualifying 1 - Best Sector Times Report

POS	NO	SECTOR 1		SECTOR 2		SECTOR 3		IDEAL/BEST LAP COMPARISON							
		TIME	LAP	NO	TIME	LAP	NO	TIME	LAP	NO	NAME	IDEAL	BEST	LAP	DIFF
1	17	44.535	6	5	41.161	6	12	23.386	2	12	MULLER	1:49.158	1:49.158	2	+ 0.000
2	12	44.548	2	12	41.224	2	18	23.396	5	5	MICHELISZ	1:49.247	1:49.247	6	+ 0.000
3	5	44.576	6	17	41.226	6	3	23.463	6	17	NYKJAER	1:49.252	1:49.252	6	+ 0.000
4	72	44.624	6	23	41.288	2	17	23.491	6	18	MONTEIRO	1:49.517	1:49.517	5	+ 0.000
5	3	44.628	6	18	41.314	5	5	23.510	6	3	TARQUINI	1:49.545	1:49.545	6	+ 0.000
6	74	44.695	2	1	41.356	3	23	23.580	2	72	LOPEZ	1:49.656	1:49.819	6	+ 0.163
7	14	44.802	6	14	41.387	6	74	23.633	2	23	CHILTON	1:49.690	1:49.690	2	+ 0.000
8	18	44.807	5	72	41.391	2	72	23.641	6	74	ORIOLA	1:49.762	1:49.762	2	+ 0.000
9	10	44.815	5	74	41.434	2	10	23.676	5	14	NASH	1:49.911	1:49.938	6	+ 0.027
10	23	44.822	2	3	41.454	6	19	23.687	6	10	THOMPSON	1:49.953	1:49.953	5	+ 0.000
11	9	44.911	6	10	41.462	5	20	23.702	6	9	MACDOWAL	1:50.120	1:50.132	5	+ 0.012
12	38	44.932	9	20	41.476	6	38	23.711	9	20	VALENTE	1:50.182	1:50.212	6	+ 0.030
13	20	45.004	7	9	41.491	5	9	23.718	5	38	BASSENG	1:50.272	1:50.272	9	+ 0.000
14	15	45.005	6	38	41.629	9	14	23.722	3	1	HUFF	1:50.314	1:50.314	3	+ 0.000
15	1	45.020	3	8	41.728	2	8	23.801	2	19	MONJE	1:50.583	1:50.583	6	+ 0.000
16	8	45.056	6	19	41.730	6	37	23.852	8	8	KOZLOVSKI	1:50.585	1:50.832	2	+ 0.247
17	26	45.150	6	15	41.740	6	26	23.882	6	15	CORONEL	1:50.648	1:50.744	6	+ 0.096
18	19	45.166	6	26	41.756	6	7	23.883	2	26	D'ASTE	1:50.788	1:50.788	6	+ 0.000
19	55	45.312	3	6	41.851	6	15	23.903	3	37	MUNNICH	1:51.187	1:51.368	8	+ 0.181
20	37	45.320	5	55	41.915	3	1	23.938	3	7	NG	1:51.258	1:51.328	7	+ 0.070
21	25	45.347	3	7	41.944	7	55	24.111	5	55	O'YOUNG	1:51.338	1:51.345	3	+ 0.007
22	7	45.431	5	37	42.015	8	25	24.180	2	6	ENGSTLER	1:51.602	1:51.866	6	+ 0.264
23	6	45.540	6	25	42.181	2	6	24.211	1	25	BENNANI	1:51.708	1:51.862	2	+ 0.154

'Perfect Lap' - 1:49.082



Circuit Length - 4.806 kilometres
Termas de Rio Hondo

Weather/Track: Sun 22C/Dry 38C

**2013 FIA World Touring Car Championship
QUALIFYING 2 - PROVISIONAL CLASSIFICATION**

POS	NO	CLS	DRIVER	NAT	CAR	TIME	LAPS	GAP	KPH
1	12		Yvan MULLER	FRA	Chevrolet Cruze	1:47.920	5		160.31
2	23		Tom CHILTON	GBR	Chevrolet Cruze	1:48.423	5	0.503	159.57
3	5		Norbert MICHELISZ	HUN	Honda Civic WTCC	1:48.855	5	0.935	158.94
4	3		Gabriele TARQUINI	ITA	Honda Civic WTCC	1:48.919	5	0.999	158.84
5	74		Pepe ORIOLA	ESP	Chevrolet Cruze	1:48.979	4	1.059	158.76
6	9	I	Alex MACDOWALL	GBR	Chevrolet Cruze	1:49.039	4	1.119	158.67
7	18		Tiago MONTEIRO	PRT	Honda Civic WTCC	1:49.177	4	1.257	158.47
8	14	I	James NASH	GBR	Chevrolet Cruze	1:49.236	4	1.316	158.38
9	17	I	Michel NYKJAER	DNK	Chevrolet Cruze	1:49.406	4	1.486	158.14
10	72	I	Jose Maria LOPEZ	ARG	BMW 320 TC	1:49.674	4	1.754	157.75
11	20	I	Hugo VALENTE	FRA	SEAT Leon WTCC	1:50.130	4	2.210	157.10
12	10		James THOMPSON	GBR	Lada Granta	1:50.353	3	2.433	156.78

Subject to technical scrutineering. For Media Information Purposes - No Regulatory Value.

Weather/Track: Sun 23C/Dry 36C

Termas de Rio Hondo

Circuit Length = 4.8060 km.

Start: 16:25 End: 16:35

Race Director:	Steward:	Timekeeper:	Issued at:
----------------	----------	-------------	------------

**2013 FIA World Touring Car Championship
QUALIFYING 2 RESULT**

POS	NO	CLS	DRIVER	NAT	CAR	TIME	LAPS	GAP	KPH
1	12		Yvan MULLER	FRA	Chevrolet Cruze	1:47.920	5		160.31
2	23		Tom CHILTON	GBR	Chevrolet Cruze	1:48.423	5	0.503	159.57
3	5		Norbert MICHELISZ	HUN	Honda Civic WTCC	1:48.855	5	0.935	158.94
4	3		Gabriele TARQUINI	ITA	Honda Civic WTCC	1:48.919	5	0.999	158.84
5	74		Pepe ORIOLA	ESP	Chevrolet Cruze	1:48.979	4	1.059	158.76
6	9	I	Alex MACDOWALL	GBR	Chevrolet Cruze	1:49.039	4	1.119	158.67
7	18		Tiago MONTEIRO	PRT	Honda Civic WTCC	1:49.177	4	1.257	158.47
8	14	I	James NASH	GBR	Chevrolet Cruze	1:49.236	4	1.316	158.38
9	17	I	Michel NYKJAER	DNK	Chevrolet Cruze	1:49.406	4	1.486	158.14
10	72	I	Jose Maria LOPEZ	ARG	BMW 320 TC	1:49.674	4	1.754	157.75
11	20	I	Hugo VALENTE	FRA	SEAT Leon WTCC	1:50.130	4	2.210	157.10
12	10		James THOMPSON	GBR	Lada Granta	1:50.353	3	2.433	156.78

Termas de Rio Hondo
Circuit Length = 4.8060 km.
Start: 16:25 End: 16:35

Weather/Track: Sun 23C/Dry 36C

Steward:	Steward:	Steward:	Issued at:
----------	----------	----------	------------

2013 FIA World Touring Car Championship

Qualifying 2 - Sector Analysis Report

Lap	S1 Time	S1 Spd	S2 Time	S2 Spd	S3 Time	S3 Spd	Lap Time	Pit	Lap	S1 Time	S1 Spd	S2 Time	S2 Spd	S3 Time	S3 Spd	Lap Time	Pit
3 TARQUINI ITA Honda Civic WTCC																	
1	11:08.809	221.7	44.302		24.520		12:17.631		4	2:10.594	210.1	47.484		30.464		3:28.542	
2	44.586	234.7	41.373		23.323		1:49.282		5	44.485	236.3	40.958		23.476		1:48.919	
3	45.540	232.7	41.782		30.241		1:57.563	Pit									
5 MICHELISZ HUN Honda Civic WTCC																	
1	11:11.175	223.1	44.321		25.481		12:20.977		4	2:13.058	228.3	42.689		28.980		3:24.727	
2	44.495	234.7	41.069		23.375		1:48.939		5	44.461	235.8	41.077		23.317		1:48.855	
3	47.400	236.3	41.809		31.305		2:00.514	Pit									
9 MACDOWALL GBR Chevrolet Cruze I																	
1	11:13.082	235.8	43.416		25.106		12:21.604		4	2:06.483	221.7	47.423		30.528		3:24.434	
2	44.395	240.0	41.107		23.537		1:49.039										
3	44.818	238.4	42.150		30.380		1:57.348	Pit									
10 THOMPSON GBR Lada Granta																	
1	11:18.882	229.2	43.031		24.006		12:25.919		3	48.882	220.8	43.705		34.893		2:07.480	Pit
2	44.997	232.7	41.644		23.712		1:50.353										
12 MULLER FRA Chevrolet Cruze																	
1	11:08.496	218.1	43.984		24.355		12:16.835		4	2:12.340	219.9	46.528		28.898		3:27.766	
2	44.151	238.9	40.875		23.307		1:48.333		5	44.126	234.7	40.658		23.136		1:47.920	
3	45.158	235.2	41.619		29.660		1:56.437	Pit									
14 NASH GBR Chevrolet Cruze I																	
1	11:13.529	238.4	43.383		25.474		12:22.386		4	2:06.467	219.0	47.907		30.048		3:24.422	
2	44.494	238.9	41.059		23.683		1:49.236										
3	45.148	237.8	42.023		30.276		1:57.447	Pit									
17 NYKJAER DNK Chevrolet Cruze I																	
1	11:24.268	232.7	44.440		26.456		12:35.164		4	47.101	227.8	45.911		37.729		2:10.741	Pit
2	44.360	235.2	41.517		23.529		1:49.406										
3	44.808	235.8	41.362		23.511		1:49.681										
18 MONTEIRO PRT Honda Civic WTCC																	
1	11:09.668	224.0	44.597		25.309		12:19.574		4	2:08.228	214.2	48.392		30.671		3:27.291	
2	44.551	237.3	41.139		23.487		1:49.177										
3	45.161	234.2	42.020		30.671		1:57.852	Pit									
20 VALENTE FRA SEAT Leon WTCC I																	
1	11:44.313	226.8	43.925		24.462		12:52.700		4	54.727	165.8	53.473		42.708		2:30.908	Pit
2	44.911	232.7	41.908		23.708		1:50.527										
3	45.094	232.2	41.522		23.514		1:50.130										



Weather/Track: Sun 23C/Dry 36C

Circuit Length - 4.806 kilometres
Termas de Rio Hondo

2013 FIA World Touring Car Championship


Qualifying 2 - Sector Analysis Report

Lap S1 Time S1 Spd S2 Time S2 Spd S3 Time S3 Spd Lap Time Pit Lap S1 Time S1 Spd S2 Time S2 Spd S3 Time S3 Spd Lap Time Pit

23 CHILTON						GBR		Chevrolet Cruze					
1	11:08.331	230.2	42.747	24.430	12:15.508	4	2:11.485	222.2	47.205	30.552	3:29.242		
2	44.746	235.2	41.262	23.300	1:49.308	5	44.046	240.0	40.901	23.476	1:48.423		
3	46.148	238.9	41.307	30.478	1:57.933	Pit							

72 LOPEZ						ARG		BMW 320 TC					
1	12:39.408	228.3	45.431	25.098	13:49.937	4	44.892	232.7	41.328	24.935	1:51.155		
2	44.668	229.7	41.312	23.694	1:49.674								
3	45.963	229.2	44.831	28.818	1:59.612								

74 ORIOLA						ESP		Chevrolet Cruze					
1	11:08.928	232.7	44.986	25.011	12:18.925	4	2:08.004	227.3	47.565	30.281	3:25.850		
2	44.441	239.4	41.165	23.373	1:48.979								
3	44.872	240.5	41.758	30.986	1:57.616	Pit							



Circuit Length - 4.806 kilometres
Termas de Rio Hondo

Weather/Track: Sun 23C/Dry 36C

Printed at 16:41, Saturday, 03 August, 2013

© MST Systems Ltd, 2005 (www.mstworld.com)

Page 2

2013 FIA World Touring Car Championship Qualifying 2 - Best Sector Speeds Report

POS	NO	SECTOR 1		SECTOR 2		SECTOR 3	
		NAME	SPEED	LAP	NO SPEED TRAP AVAILABLE	NO SPEED TRAP AVAILABLE	NO SPEED TRAP AVAILABLE
1	74	ORIOLA	240.5	3			
2	9	MACDOWALL	240.0	2			
3	23	CHILTON	240.0	5			
4	12	MULLER	238.9	2			
5	14	NASH	238.9	2			
6	18	MONTEIRO	237.3	2			
7	3	TARQUINI	236.3	5			
8	5	MICHELISZ	236.3	3			
9	17	NYKJAER	235.8	3			
10	10	THOMPSON	232.7	2			
11	20	VALENTE	232.7	2			
12	72	LOPEZ	232.7	4			




Circuit Length - 4.806 kilometres
Termas de Rio Hondo

Weather/Track: Sun 23C/Dry 36C

2013 FIA World Touring Car Championship Qualifying 2 - Best Sector Times Report

POS	NO	SECTOR 1		SECTOR 2		SECTOR 3		IDEAL/BEST LAP COMPARISON							
		TIME	LAP	NO	TIME	LAP	NO	TIME	LAP	NO	NAME	IDEAL	BEST	LAP	DIFF
1	23	44.046	5	12	40.658	5	12	23.136	5	12	MULLER	1:47.920	1:47.920	5	+ 0.000
2	12	44.126	5	23	40.901	5	23	23.300	2	23	CHILTON	1:48.247	1:48.423	5	+ 0.176
3	17	44.360	2	3	40.958	5	5	23.317	5	3	TARQUINI	1:48.766	1:48.919	5	+ 0.153
4	9	44.395	2	14	41.059	2	3	23.323	2	5	MICHELISZ	1:48.847	1:48.855	5	+ 0.008
5	74	44.441	2	5	41.069	2	74	23.373	2	74	ORIOLA	1:48.979	1:48.979	2	+ 0.000
6	5	44.461	5	9	41.107	2	18	23.487	2	9	MACDOWAL	1:49.039	1:49.039	2	+ 0.000
7	3	44.485	5	18	41.139	2	17	23.511	3	18	MONTEIRO	1:49.177	1:49.177	2	+ 0.000
8	14	44.494	2	74	41.165	2	20	23.514	3	17	NYKJAER	1:49.233	1:49.406	2	+ 0.173
9	18	44.551	2	72	41.312	2	9	23.537	2	14	NASH	1:49.236	1:49.236	2	+ 0.000
10	72	44.668	2	17	41.362	3	14	23.683	2	72	LOPEZ	1:49.674	1:49.674	2	+ 0.000
11	20	44.911	2	20	41.522	3	72	23.694	2	20	VALENTE	1:49.947	1:50.130	3	+ 0.183
12	10	44.997	2	10	41.644	2	10	23.712	2	10	THOMPSON	1:50.353	1:50.353	2	+ 0.000

'Perfect Lap' - 1:47.840



Circuit Length - 4.806 kilometres
Termas de Rio Hondo

Weather/Track: Sun 23C/Dry 36C

**2013 FIA World Touring Car Championship
COMBINED QUALIFYING RESULT**

POS	NO	CLS	DRIVER	NAT	CAR	Q1	Q2
1	12		Yvan MULLER	FRA	Chevrolet Cruze	1:49.158	1:47.920
2	23		Tom CHILTON	GBR	Chevrolet Cruze	1:49.690	1:48.423
3	5		Norbert MICHELISZ	HUN	Honda Civic WTCC	1:49.247	1:48.855
4	3		Gabriele TARQUINI	ITA	Honda Civic WTCC	1:49.545	1:48.919
5	74		Pepe ORIOLA	ESP	Chevrolet Cruze	1:49.762	1:48.979
6	9	I	Alex MACDOWALL	GBR	Chevrolet Cruze	1:50.132	1:49.039
7	18		Tiago MONTEIRO	PRT	Honda Civic WTCC	1:49.517	1:49.177
8	14	I	James NASH	GBR	Chevrolet Cruze	1:49.938	1:49.236
9	17	I	Michel NYKJAER	DNK	Chevrolet Cruze	1:49.252	1:49.406
10	72	I	Jose Maria LOPEZ	ARG	BMW 320 TC	1:49.819	1:49.674
11	20	I	Hugo VALENTE	FRA	SEAT Leon WTCC	1:50.212	1:50.130
12	10		James THOMPSON	GBR	Lada Granta	1:49.953	1:50.353
13	38		Marc BASSENG	DEU	SEAT Leon WTCC	1:50.272	
14	1		Robert HUFF	GBR	SEAT Leon WTCC	1:50.314	
15	19	I	Fernando MONJE	ESP	SEAT Leon WTCC	1:50.583	
16	15		Tom CORONEL	NLD	BMW 320 TC	1:50.744	
17	26	I	Stefano D'ASTE	ITA	BMW 320 TC	1:50.788	
18	7	I	Charles NG	HKG	BMW 320 TC	1:51.328	
19	55	I	Darryl O'YOUNG	HKG	BMW 320 TC	1:51.345	
20	37	I	Rene MUNNICH	DEU	SEAT Leon WTCC	1:51.368	
21	25	I	Mehdi BENNANI	MAR	BMW 320 TC	1:51.862	
22	6	I	Franz ENGSTLER	DEU	BMW 320 TC	1:51.866	

QUALIFICATION MAXIMA 1:56.799

Car 8, all times disallowed, Stewards' decision 5 refers.

Weather/Track: Sun 22C/Dry 38C

Termas de Rio Hondo

Circuit Length = 4.8060 km.

Start: 16:00 End: 16:35

Steward:	Steward:	Steward:	Issued at:
----------	----------	----------	------------

**2013 FIA World Touring Car Championship
WARM UP**

POS	NO	CLS	DRIVER	NAT	CAR	TIME	LAPS	GAP	KPH
1	72	I	Jose Maria LOPEZ	ARG	BMW 320 TC	1:48.652	7		159.23
2	9	I	Alex MACDOWALL	GBR	Chevrolet Cruze	1:49.406	7	0.754	158.14
3	1		Robert HUFF	GBR	SEAT Leon WTCC	1:49.444	6	0.792	158.08
4	8		Mikhail KOZLOVSKIY	RUS	Lada Granta	1:49.628	7	0.976	157.82
5	14	I	James NASH	GBR	Chevrolet Cruze	1:49.818	9	1.166	157.54
6	10		James THOMPSON	GBR	Lada Granta	1:49.866	8	1.214	157.47
7	5		Norbert MICHELISZ	HUN	Honda Civic WTCC	1:49.989	9	1.337	157.30
8	17	I	Michel NYKJAER	DNK	Chevrolet Cruze	1:49.996	8	1.344	157.29
9	12		Yvan MULLER	FRA	Chevrolet Cruze	1:50.133	9	1.481	157.09
10	18		Tiago MONTEIRO	PRT	Honda Civic WTCC	1:50.239	9	1.587	156.94
11	23		Tom CHILTON	GBR	Chevrolet Cruze	1:50.266	9	1.614	156.90
12	74		Pepe ORIOLA	ESP	Chevrolet Cruze	1:50.406	6	1.754	156.70
13	38		Marc BASSENG	DEU	SEAT Leon WTCC	1:50.457	9	1.805	156.63
14	15		Tom CORONEL	NLD	BMW 320 TC	1:50.637	9	1.985	156.38
15	20	I	Hugo VALENTE	FRA	SEAT Leon WTCC	1:50.638	7	1.986	156.38
16	3		Gabriele TARQUINI	ITA	Honda Civic WTCC	1:50.718	8	2.066	156.26
17	7	I	Charles NG	HKG	BMW 320 TC	1:50.777	9	2.125	156.18
18	25	I	Mehdi BENNANI	MAR	BMW 320 TC	1:51.031	8	2.379	155.82
19	37	I	Rene MUNNICH	DEU	SEAT Leon WTCC	1:51.058	9	2.406	155.78
20	55	I	Darryl O'YOUNG	HKG	BMW 320 TC	1:51.087	9	2.435	155.74
21	26	I	Stefano D'ASTE	ITA	BMW 320 TC	1:51.372	8	2.720	155.35
22	19	I	Fernando MONJE	ESP	SEAT Leon WTCC	1:51.375	8	2.723	155.34
23	6	I	Franz ENGSTLER	DEU	BMW 320 TC	1:52.067	8	3.415	154.38

For Media Information Purposes - No Regulatory Value.

Weather/Track: Sun 10C/Dry 17C

Termas de Rio Hondo

Circuit Length = 4.8060 km.


Start: 09:00 End: 09:15

Race Director:	Steward:	Timekeeper:	Issued at:
----------------	----------	-------------	------------

2013 FIA World Touring Car Championship

Warm-Up - Sector Analysis Report

Lap	S1 Time	S1 Spd	S2 Time	S2 Spd	S3 Time	S3 Spd	Lap Time	Pit	Lap	S1 Time	S1 Spd	S2 Time	S2 Spd	S3 Time	S3 Spd	Lap Time	Pit
1 HUFF GBR SEAT Leon WTCC																	
1	11:12.593	189.1	45.352		25.445		12:23.390		5	44.755	231.7	41.098		23.591		1:49.444	
2	48.449	204.9	44.496		35.091		2:08.036	Pit	6	44.829	232.2	41.122		39.779		2:05.730	Pit
3	3:39.664	234.7	41.686		30.394		4:51.744	Pit									
4	3:07.025	231.7	41.843		24.379		4:13.247										
3 TARQUINI ITA Honda Civic WTCC																	
1	11:09.332	226.4	44.563		27.112		12:21.007		6	45.428	233.2	41.362		23.928		1:50.718	
2	55.301	193.2	47.464		29.790		2:12.555		7	45.327	231.7	44.341		27.388		1:57.056	
3	53.342	201.8	45.047		24.226		2:02.615		8	45.115	235.8	42.037		38.731		2:05.883	Pit
4	45.309	231.2	42.151		23.757		1:51.217										
5	45.445	229.7	41.510		23.811		1:50.766										
5 MICHELISZ HUN Honda Civic WTCC																	
1	11:13.201	196.7	46.556		25.711		12:25.468		6	45.121	232.2	42.230		25.692		1:53.043	
2	45.775	230.7	41.865		24.032		1:51.672		7	51.803	196.7	42.686		23.876		1:58.365	
3	45.151	230.2	41.282		24.641		1:51.074		8	45.144	231.7	41.653		23.787		1:50.584	
4	47.634	225.9	42.639		23.606		1:53.879		9	46.732	228.8	42.304		34.406		2:03.442	Pit
5	45.049	230.7	41.377		23.563		1:49.989										
6 ENGSTLER DEU BMW 320 TC I																	
1	11:28.704	206.1	45.473		27.881		12:42.058		6	45.666	230.7	42.031		24.370		1:52.067	
2	46.269	227.8	42.387		24.389		1:53.045		7	45.877	228.3	42.327		27.967		1:56.171	
3	46.270	227.3	42.383		24.744		1:53.397		8	47.303	227.8	44.221		47.441		2:18.965	Pit
4	46.260	226.4	43.320		36.926		2:06.506	Pit									
5	2:25.497	226.8	42.278		26.628		3:34.403										
7 NG HKG BMW 320 TC I																	
1	11:26.714	226.8	44.631		26.303		12:37.648		6	45.518	230.7	41.474		23.785		1:50.777	
2	45.880	226.8	41.961		24.100		1:51.941		7	45.706	230.2	41.828		25.239		1:52.773	
3	45.727	230.2	43.124		24.066		1:52.917		8	48.339	217.7	42.530		25.260		1:56.129	
4	47.359	220.4	44.806		37.880		2:10.045	Pit	9	46.161	231.7	43.680		38.428		2:08.269	Pit
5	1:15.938	229.2	44.142		27.448		2:27.528										
8 KOZLOVSKIY RUS Lada Granta I																	
1	11:35.944	218.1	43.420		28.584		12:47.948		5	47.812	184.6	42.996		24.144		1:54.952	
2	45.450	233.2	42.516		24.618		1:52.584		6	44.646	237.3	41.203		23.779		1:49.628	
3	45.943	233.7	42.579		35.674		2:04.196	Pit	7	46.624	232.7	46.677		37.493		2:10.794	Pit
4	3:00.937	225.9	46.371		27.579		4:14.887										
9 MACDOWALL GBR Chevrolet Cruze I																	
1	11:06.458	190.8	48.124		36.209		12:30.791	Pit	5	44.548	235.2	41.385		23.473		1:49.406	
2	1:26.570	187.8	43.764		25.196		2:35.530		6	44.657	236.8	41.316		23.434		1:49.407	
3	52.980	169.2	44.978		33.353		2:11.311	Pit	7	44.772	234.2	41.591		23.526		1:49.889	
4	1:17.209	233.7	42.006		23.673		2:22.888										



Circuit Length - 4.806 kilometres
Termas de Rio Hondo

Weather/Track: Sun 10C/Dry 17C

2013 FIA World Touring Car Championship

Warm-Up - Sector Analysis Report

Lap S1 Time S1 Spd S2 Time S2 Spd S3 Time S3 Spd Lap Time Pit Lap S1 Time S1 Spd S2 Time S2 Spd S3 Time S3 Spd Lap Time Pit

10 THOMPSON

GBR

Lada Granta

1	11:41.446	164.6	47.144	25.359	12:53.949	6	45.125	234.2	41.742	23.744	1:50.611
2	44.953	234.2	41.163	23.750	1:49.866	7	45.476	233.7	41.936	23.913	1:51.325
3	44.930	234.7	42.725	36.596	2:04.251 Pit	8	45.760	236.3	44.063	48.488	2:18.311 Pit
4	3:06.056	206.8	43.438	23.874	4:13.368						
5	45.348	234.2	51.087	23.844	2:00.279						

12 MULLER

FRA

Chevrolet Cruze

1	11:01.382	199.6	47.125	25.364	12:13.871	6	45.141	235.2	41.728	23.998	1:50.867
2	45.483	233.2	41.579	23.877	1:50.939	7	45.296	233.2	46.217	36.219	2:07.732 Pit
3	45.182	231.7	41.529	24.081	1:50.792	8	1:28.323	206.1	47.617	27.177	2:43.117
4	44.978	234.2	41.357	23.798	1:50.133	9	50.167	234.7	43.156	42.101	2:15.424 Pit
5	44.986	234.2	41.291	23.925	1:50.202						

14 NASH

GBR

Chevrolet Cruze

I

1	11:05.292	208.8	44.484	27.882	12:17.658	6	45.101	235.2	41.388	23.713	1:50.202
2	51.966	230.2	43.008	34.896	2:09.870 Pit	7	45.109	234.2	41.647	23.649	1:50.405
3	1:16.689	193.2	45.629	25.501	2:27.819	8	45.243	235.8	41.652	23.701	1:50.596
4	45.234	231.7	41.217	23.489	1:49.940	9	49.630	199.2	43.873	39.472	2:12.975 Pit
5	45.075	234.7	41.338	23.405	1:49.818						

15 CORONEL

NLD

BMW 320 TC

1	11:16.975	206.5	44.361	37.513	12:38.849 Pit	6	45.324	230.2	41.336	23.977	1:50.637
2	1:29.519	119.0	47.043	28.893	2:45.455	7	45.185	231.2	41.558	26.569	1:53.312
3	46.136	227.8	42.034	24.583	1:52.753	8	46.982	224.0		1:09.371	1:56.353
4	45.440	231.2	41.628	23.903	1:50.971	9	45.273	235.8	41.751	36.490	2:03.514 Pit
5	45.381	231.2	41.852	23.924	1:51.157						

17 NYKJAER

DNK

Chevrolet Cruze

I


1	11:02.279	201.1	44.185	24.930	12:11.394	6	45.115	237.3	41.537	23.904	1:50.556
2	45.719	232.7	41.833	24.143	1:51.695	7	45.726	235.2	42.186	32.929	2:00.841 Pit
3	47.229	199.6	41.913	24.142	1:53.284	8	1:43.329	83.5	47.386	36.410	3:07.125 Pit
4	45.170	234.2	41.303	23.755	1:50.228						
5	45.029	235.8	41.259	23.708	1:49.996						

18 MONTEIRO

PRT

Honda Civic WTCC

1	11:07.639	215.5	44.627	32.955	12:25.221 Pit	6	44.991	234.7	42.159	24.302	1:51.452
2	1:18.562	229.2	42.497	24.288	2:25.347	7	45.059	234.2	41.814	23.806	1:50.679
3	45.073	231.7	41.775	23.890	1:50.738	8	45.867	233.7	41.768	24.122	1:51.757
4	44.886	232.7	41.365	23.988	1:50.239	9	47.662	229.2	44.187	35.314	2:07.163 Pit
5	45.365	231.2	41.558	23.576	1:50.499						



Circuit Length - 4.806 kilometres
Termas de Rio Hondo

Weather/Track: Sun 10C/Dry 17C

Printed at 09:23, Sunday, 04 August, 2013

© MST Systems Ltd, 2005 (www.mstworld.com)

Page 2

2013 FIA World Touring Car Championship

Warm-Up - Sector Analysis Report

Lap	S1 Time	S1 Spd	S2 Time	S2 Spd	S3 Time	S3 Spd	Lap Time	Pit	Lap	S1 Time	S1 Spd	S2 Time	S2 Spd	S3 Time	S3 Spd	Lap Time	Pit
19 MONJE ESP SEAT Leon WTCC I																	
1	11:19.335	169.0	50.596		29.150		12:39.081		6	45.122	235.8			1:06.253		1:51.375	
2	49.328	175.3	44.437		25.255		1:59.020		7	48.948	230.7	42.277		33.653		2:04.878	Pit
3	56.792	130.9	49.160		25.819		2:11.771		8	1:29.705	187.5	47.087		39.377		2:56.169	Pit
4	45.456	232.7	41.956		23.973		1:51.385										
5	45.963	230.7	45.456		23.883		1:55.302										
20 VALENTE FRA SEAT Leon WTCC I																	
1	11:19.145	225.9	43.725		27.111		12:29.981		5	45.425	233.7	41.690		23.812		1:50.927	
2	45.755	232.2	41.944		23.932		1:51.631		6	45.248	234.7	43.232		38.383		2:06.863	Pit
3	45.418	231.7	41.733		23.710		1:50.861		7	1:29.480	148.3	54.061		39.386		3:02.927	Pit
4	45.271	233.7	41.438		23.929		1:50.638										
23 CHILTON GBR Chevrolet Cruze																	
1	11:01.033	222.6	43.362		24.790		12:09.185		6	45.425	234.2	41.566		23.708		1:50.699	
2	46.156	231.2	42.259		23.847		1:52.262		7	45.341	233.7	41.401		31.583		1:58.325	Pit
3	45.427	232.7	41.453		23.759		1:50.639		8	1:21.478	233.7	41.441		27.053		2:29.972	
4	45.236	234.2	41.258		23.772		1:50.266		9	50.173	232.7	50.443		41.111		2:21.727	Pit
5	45.423	231.7	41.443		23.938		1:50.804										
25 BENNANI MAR BMW 320 TC I																	
1	11:23.382	207.6	44.309		25.112		12:32.803		6	45.366	232.2	41.722		24.239		1:51.327	
2	46.630	230.7	42.713		24.606		1:53.949		7	45.248	232.2	41.714		24.069		1:51.031	
3	46.021	230.2	42.912		25.072		1:54.005		8	54.335	163.1	52.659		39.780		2:26.774	Pit
4	46.116	230.2	42.170		31.641		1:59.927	Pit									
5	2:53.841	228.8	42.287		24.490		4:00.618										
26 D'ASTE ITA BMW 320 TC I																	
1	11:23.507	221.7			1:21.684		12:45.191	Pit	6	45.522	229.7	41.806		31.373		1:58.701	
2	3:14.456	227.8	45.793		24.582		4:24.831		7	46.014	227.8	42.386		27.694		1:56.094	
3	45.441	227.3	41.946		24.388		1:51.775		8	46.161	230.2	47.841		45.156		2:19.158	Pit
4	45.031	231.2	41.655		23.904		1:50.590										
5	45.576	228.3	41.840		23.956		1:51.372										
37 MUNNICH DEU SEAT Leon WTCC I																	
1	11:14.272	173.0	46.287		36.402		12:36.961	Pit	6	47.696	223.6	42.730		24.347		1:54.773	
2	1:20.209	229.7	42.746		24.794		2:27.749		7	45.830	232.2	41.839		24.332		1:52.001	
3	46.128	229.7	42.185		24.205		1:52.518		8	45.680	231.2	41.904		24.083		1:51.667	
4	45.396	231.7	41.620		24.042		1:51.058		9	45.815	230.7	42.789		40.701		2:09.305	Pit
5	45.512	232.7	41.904		24.326		1:51.742										




Circuit Length - 4.806 kilometres
Termas de Rio Hondo

Weather/Track: Sun 10C/Dry 17C

2013 FIA World Touring Car Championship

Warm-Up - Sector Analysis Report

Lap	S1 Time	S1 Spd	S2 Time	S2 Spd	S3 Time	S3 Spd	Lap Time	Pit	Lap	S1 Time	S1 Spd	S2 Time	S2 Spd	S3 Time	S3 Spd	Lap Time	Pit
38 BASSENG DEU SEAT Leon WTCC																	
1	11:27.439	122.5	45.997		37.802		12:51.238	Pit	6	45.130	236.3	41.653		23.716		1:50.499	
2	1:32.501	234.2	41.946		24.156		2:38.603		7	45.112	235.2	41.904		23.863		1:50.879	
3	45.218	231.7	41.807		24.073		1:51.098		8	47.085	225.0			1:06.771		1:53.856	
4	45.261	232.7	41.471		23.725		1:50.457		9	45.483	230.7	41.708		34.230		2:01.421	Pit
5	45.350	233.2	41.867		23.968		1:51.185										
55 O'YOUNG HKG BMW 320 TC I																	
1	11:24.254	180.0	47.887		37.204		12:49.345	Pit	6	45.400	229.7	41.753		24.098		1:51.251	
2	1:33.971	224.0	43.022		24.471		2:41.464		7	45.282	229.7	42.089		23.901		1:51.272	
3	45.613	229.2	42.050		24.236		1:51.899		8	45.571	229.7	43.168		24.700		1:53.439	
4	45.701	228.3	41.755		24.573		1:52.029		9	46.442	229.7	42.205		45.169		2:13.816	Pit
5	45.399	228.8	41.762		23.926		1:51.087										
72 LOPEZ ARG BMW 320 TC I																	
1	11:23.103	225.0	42.968		24.929		12:31.000		5	4:35.465	225.9	41.959		23.763		5:41.187	
2	46.672	231.2	42.883		24.818		1:54.373		6	44.430	230.7	40.784		23.438		1:48.652	
3	45.640	229.2	41.619		24.078		1:51.337		7	49.821	204.9	47.741		44.534		2:22.096	Pit
4	45.627	230.2	45.626		41.279		2:12.532	Pit									
74 ORIOLA ESP Chevrolet Cruze																	
1	11:22.972	213.4	47.669		36.821		12:47.462	Pit	5	1:30.710	234.7	41.214		32.777		2:44.701	Pit
2	1:27.330	231.2	43.010		28.234		2:38.574		6	2:33.143	214.2	46.375		35.371		3:54.889	Pit
3	44.995	237.8	41.511		23.900		1:50.406										
4	45.593	220.8	43.513		31.624		2:00.730	Pit									



Circuit Length - 4.806 kilometres
Termas de Rio Hondo

Weather/Track: Sun 10C/Dry 17C

2013 FIA World Touring Car Championship Warm-Up - Best Sector Speeds Report

POS	NO	SECTOR 1		SECTOR 2		SECTOR 3	
		NAME	SPEED	LAP	NO SPEED TRAP AVAILABLE	NO SPEED TRAP AVAILABLE	NO SPEED TRAP AVAILABLE
1	74	ORIOLA	237.8	3			
2	8	KOZLOVSKIY	237.3	6			
3	17	NYKJAER	237.3	6			
4	9	MACDOWALL	236.8	6			
5	10	THOMPSON	236.3	8			
6	38	BASENG	236.3	6			
7	3	TARQUINI	235.8	8			
8	14	NASH	235.8	8			
9	15	CORONEL	235.8	9			
10	19	MONJE	235.8	6			
11	12	MULLER	235.2	6			
12	1	HUFF	234.7	3			
13	18	MONTEIRO	234.7	6			
14	20	VALENTE	234.7	6			
15	23	CHILTON	234.2	4			
16	37	MUNNICH	232.7	5			
17	5	MICHELISZ	232.2	6			
18	25	BENNANI	232.2	6			
19	7	NG	231.7	9			
20	72	LOPEZ	231.2	2			
21	6	ENGSTLER	230.7	6			
22	26	D'ASTE	230.2	8			
23	55	O'YOUNG	229.7	6			




Circuit Length - 4.806 kilometres
Termas de Rio Hondo

Weather/Track: Sun 10C/Dry 17C

2013 FIA World Touring Car Championship Warm-Up - Best Sector Times Report

POS	NO	SECTOR 1		SECTOR 2		SECTOR 3		IDEAL/BEST LAP COMPARISON							
		TIME	LAP NO	TIME	LAP NO	TIME	LAP NO	IDEAL	BEST	LAP	DIFF				
1	72	44.430	6	72	40.784	6	14	23.405	5	72	LOPEZ	1:48.652	1:48.652	6	+ 0.000
2	9	44.548	5	1	41.098	5	9	23.434	6	9	MACDOWAL	1:49.298	1:49.406	5	+ 0.108
3	8	44.646	6	10	41.163	2	72	23.438	6	1	HUFF	1:49.444	1:49.444	5	+ 0.000
4	1	44.755	5	8	41.203	6	5	23.563	5	8	KOZLOVSKI	1:49.628	1:49.628	6	+ 0.000
5	18	44.886	4	74	41.214	5	18	23.576	5	14	NASH	1:49.697	1:49.818	5	+ 0.121
6	10	44.930	3	14	41.217	4	1	23.591	5	18	MONTEIRO	1:49.827	1:50.239	4	+ 0.412
7	12	44.978	4	23	41.258	4	17	23.708	5	10	THOMPSON	1:49.837	1:49.866	2	+ 0.029
8	74	44.995	3	17	41.259	5	23	23.708	6	5	MICHELISZ	1:49.894	1:49.989	5	+ 0.095
9	17	45.029	5	5	41.282	3	20	23.710	3	17	NYKJAER	1:49.996	1:49.996	5	+ 0.000
10	5	45.049	5	12	41.291	5	38	23.716	6	12	MULLER	1:50.067	1:50.133	4	+ 0.066
11	14	45.075	5	9	41.316	6	10	23.744	6	74	ORIOLA	1:50.109	1:50.406	3	+ 0.297
12	38	45.112	7	15	41.336	6	3	23.757	4	23	CHILTON	1:50.202	1:50.266	4	+ 0.064
13	3	45.115	8	3	41.362	6	8	23.779	6	3	TARQUINI	1:50.234	1:50.718	6	+ 0.484
14	19	45.122	6	18	41.365	4	7	23.785	6	38	BASSENG	1:50.299	1:50.457	4	+ 0.158
15	15	45.185	7	20	41.438	4	12	23.798	4	20	VALENTE	1:50.396	1:50.638	4	+ 0.242
16	23	45.236	4	38	41.471	4	19	23.883	5	15	CORONEL	1:50.424	1:50.637	6	+ 0.213
17	20	45.248	6	7	41.474	6	74	23.900	3	7	NG	1:50.777	1:50.777	6	+ 0.000
18	25	45.248	7	37	41.620	4	55	23.901	7	55	O'YOUNG	1:50.936	1:51.087	5	+ 0.151
19	55	45.282	7	25	41.714	7	15	23.903	4	19	MONJE	1:50.961	1:51.375	6	+ 0.414
20	37	45.396	4	55	41.753	6	26	23.956	5	25	BENNANI	1:51.031	1:51.031	7	+ 0.000
21	26	45.441	3	26	41.806	6	37	24.042	4	37	MUNNICH	1:51.058	1:51.058	4	+ 0.000
22	7	45.518	6	19	41.956	4	25	24.069	7	26	D'ASTE	1:51.203	1:51.372	5	+ 0.169
23	6	45.666	6	6	42.031	6	6	24.370	6	6	ENGSTLER	1:52.067	1:52.067	6	+ 0.000

'Perfect Lap' - 1:48.619



Circuit Length - 4.806 kilometres
Termas de Rio Hondo


Weather/Track: Sun 10C/Dry 17C

2013 FIA World Touring Car Championship

GRID FOR RACE 1

ROW 12	1	HUFF	
ROW 11	8	KOZLOVSKIY	18 MONTEIRO
ROW 10	6	ENGSTLER	20 VALENTE
ROW 9	37	MUNNICH	25 BENNANI
ROW 8	7	NG	55 O'YOUNG
ROW 7	15	CORONEL	26 D'ASTE
ROW 6	38	BASSENG	19 MONJE
ROW 5	72	LOPEZ	10 THOMPSON
ROW 4	14	NASH	17 NYKJAER
ROW 3	74	ORIOLA	9 MACDOWALL
ROW 2	5	MICHELISZ	3 TARQUINI
ROW 1	12	MULLER	23 CHILTON

POLE



Car 20, + 10 places ref. Stewards' decision 13 (Porto).
Cars 18 & 1 to back of grid, ref. Stewards decisions' 1 & 4.

Termas de Rio Hondo
Circuit Length = 4.8060 km.

Race Director:	Steward:	Timekeeper:
----------------	----------	-------------

2013 FIA World Touring Car Championship
RACE 1 - PROVISIONAL CLASSIFICATION

POS	NO	CLS	DRIVER / TEAM	NAT	CAR	TIME	LAPS	GAP	KPH	BEST
1	12		Yvan MULLER	FRA	Chevrolet Cruze	22:56.896	12		150.30	1:50.524
2	74		Pepe ORIOLA	ESP	Chevrolet Cruze	23:01.820	12	4.924	149.77	1:51.425
3	23		Tom CHILTON	GBR	Chevrolet Cruze	23:04.709	12	7.813	149.45	1:51.459
4	3		Gabriele TARQUINI	ITA	Honda Civic WTCC	23:04.885	12	7.989	149.44	1:51.344
5	72	I	Jose Maria LOPEZ	ARG	BMW 320 TC	23:05.742	12	8.846	149.34	1:51.391
6	17	I	Michel NYKJAER	DNK	Chevrolet Cruze	23:07.110	12	10.214	149.20	1:51.387
7	5		Norbert MICHELISZ	HUN	Honda Civic WTCC	23:09.729	12	12.833	148.91	1:51.866
8	1		Robert HUFF	GBR	SEAT Leon WTCC	23:10.856	12	13.960	148.79	1:51.273
9	14	I	James NASH	GBR	Chevrolet Cruze	23:11.532	12	14.636	148.72	1:51.544
10	18		Tiago MONTEIRO	PRT	Honda Civic WTCC	23:11.766	12	14.870	148.70	1:51.148
11	9	I	Alex MACDOWALL	GBR	Chevrolet Cruze	23:12.639	12	15.743	148.60	1:51.323
12	38		Marc BASSENG	DEU	SEAT Leon WTCC	23:13.515	12	16.619	148.51	1:51.847
13	20	I	Hugo VALENTE	FRA	SEAT Leon WTCC	23:14.229	12	17.333	148.43	1:51.698
14	26	I	Stefano D'ASTE	ITA	BMW 320 TC	23:16.754	12	19.858	148.17	1:52.163
15	55	I	Darryl O'YOUNG	HKG	BMW 320 TC	23:17.143	12	20.247	148.12	1:52.033
16	19	I	Fernando MONJE	ESP	SEAT Leon WTCC	23:20.459	12	23.563	147.77	1:52.446
17	7	I	Charles NG	HKG	BMW 320 TC	23:20.678	12	23.782	147.75	1:52.340
18	37	I	Rene MUNNICH	DEU	SEAT Leon WTCC	23:27.571	12	30.675	147.03	1:52.877
19	6	I	Franz ENGSTLER	DEU	BMW 320 TC	23:30.432	12	33.536	146.73	1:53.337
20	25	I	Mehdi BENNANI	MAR	BMW 320 TC	23:33.355	12	36.459	146.42	1:52.649

NOT CLASSIFIED

10			James THOMPSON	GBR	Lada Granta	18:50.295	8	D.N.F.	121.87	1:52.128
15			Tom CORONEL	NLD	BMW 320 TC	24:21.197	7	N.C.F.	82.43	1:52.747
8			Mikhail KOZLOVSKIY	RUS	Lada Granta	5:15.095	2	D.N.F.	107.71	

FASTEST LAP

12			Yvan MULLER		Chevrolet Cruze	1:50.524	4	97.27mph	156.54kph	
9	I		Alex MACDOWALL		Chevrolet Cruze	1:51.323	9	96.57mph	155.41kph	

Subject to Technical Scrutineering. For Media Information Purposes - No Regulatory Value.

Weather/Track: Sun 23C/Dry 40C

Termas de Rio Hondo

Circuit Length = 4.8060 km.

Start: 14:18 End: 14:41

Race Director:	Steward:	Timekeeper:	Issued at:
----------------	----------	-------------	------------

2013 FIA World Touring Car Championship
RACE 1 RESULT

POS	NO	CLS	DRIVER / TEAM	NAT	CAR	TIME	LAPS	GAP	KPH	BEST
1	12		Yvan MULLER	FRA	Chevrolet Cruze	22:56.896	12		150.30	1:50.524
2	74		Pepe ORIOLA	ESP	Chevrolet Cruze	23:01.820	12	4.924	149.77	1:51.425
3	23		Tom CHILTON	GBR	Chevrolet Cruze	23:04.709	12	7.813	149.45	1:51.459
4	3		Gabriele TARQUINI	ITA	Honda Civic WTCC	23:04.885	12	7.989	149.44	1:51.344
5	72	I	Jose Maria LOPEZ	ARG	BMW 320 TC	23:05.742	12	8.846	149.34	1:51.391
6	17	I	Michel NYKJAER	DNK	Chevrolet Cruze	23:07.110	12	10.214	149.20	1:51.387
7	5		Norbert MICHELISZ	HUN	Honda Civic WTCC	23:09.729	12	12.833	148.91	1:51.866
8	1		Robert HUFF	GBR	SEAT Leon WTCC	23:10.856	12	13.960	148.79	1:51.273
9	14	I	James NASH	GBR	Chevrolet Cruze	23:11.532	12	14.636	148.72	1:51.544
10	18		Tiago MONTEIRO	PRT	Honda Civic WTCC	23:11.766	12	14.870	148.70	1:51.148
11	9	I	Alex MACDOWALL	GBR	Chevrolet Cruze	23:12.639	12	15.743	148.60	1:51.323
12	38		Marc BASSENG	DEU	SEAT Leon WTCC	23:13.515	12	16.619	148.51	1:51.847
13	20	I	Hugo VALENTE	FRA	SEAT Leon WTCC	23:14.229	12	17.333	148.43	1:51.698
14	26	I	Stefano D'ASTE	ITA	BMW 320 TC	23:16.754	12	19.858	148.17	1:52.163
15	55	I	Darryl O'YOUNG	HKG	BMW 320 TC	23:17.143	12	20.247	148.12	1:52.033
16	19	I	Fernando MONJE	ESP	SEAT Leon WTCC	23:20.459	12	23.563	147.77	1:52.446
17	7	I	Charles NG	HKG	BMW 320 TC	23:20.678	12	23.782	147.75	1:52.340
18	37	I	Rene MUNNICH	DEU	SEAT Leon WTCC	23:27.571	12	30.675	147.03	1:52.877
19	6	I	Franz ENGSTLER	DEU	BMW 320 TC	23:30.432	12	33.536	146.73	1:53.337
20	25	I	Mehdi BENNANI	MAR	BMW 320 TC	23:33.355	12	36.459	146.42	1:52.649

NOT CLASSIFIED

10			James THOMPSON	GBR	Lada Granta	18:50.295	8	D.N.F.	121.87	1:52.128
15			Tom CORONEL	NLD	BMW 320 TC	24:21.197	7	N.C.F.	82.43	1:52.747
8			Mikhail KOZLOVSKIY	RUS	Lada Granta	5:15.095	2	D.N.F.	107.71	

FASTEST LAP

12			Yvan MULLER		Chevrolet Cruze	1:50.524	4	97.27mph	156.54kph	
9	I		Alex MACDOWALL		Chevrolet Cruze	1:51.323	9	96.57mph	155.41kph	

Termas de Rio Hondo
Circuit Length = 4.8060 km.
Start: 14:18 End: 14:41

Weather/Track: Sun 23C/Dry 40C

Steward:	Steward:	Steward:	Issued at:
----------	----------	----------	------------

2013 FIA World Touring Car Championship

Race 1 - Sector Analysis Report

Lap S1 Time S1 Spd S2 Time S2 Spd S3 Time S3 Spd Lap Time Pit Lap S1 Time S1 Spd S2 Time S2 Spd S3 Time S3 Spd Lap Time Pit

1 HUFF				GBR			SEAT Leon WTCC				
1	1:09.519	174.4	46.783	31.434	2:27.736	8	45.476	234.7	42.126	24.357	1:51.959
2	51.722	226.4	42.348	24.997	1:59.067	9	45.719	237.8		1:06.723	1:52.442
3	46.305	233.7	42.668	24.828	1:53.801	10	46.451	236.3	42.094	24.213	1:52.758
4	45.964	237.8		1:06.468	1:52.432	11	46.379	232.7		1:06.758	1:53.137
5	45.424	234.2	41.792	24.057	1:51.273	12	45.786	236.8	41.995	24.270	1:52.051
6	45.877	232.7	42.111	24.383	1:52.371						
7	45.547	229.2		1:06.282	1:51.829						

3 TARQUINI				ITA			Honda Civic WTCC				
1	53.214	177.0	52.264	38.940	2:24.418	8	45.646	231.2	42.210	24.568	1:52.424
2	51.130	228.3		1:08.348	1:59.478	9	46.125	228.8		1:06.674	1:52.799
3	45.504	229.7	41.628	24.212	1:51.344	10	45.495	232.7	42.806	23.962	1:52.263
4	45.469	233.7	41.828	24.268	1:51.565	11	45.663	231.2		1:06.619	1:52.282
5	45.630	235.2	42.437	24.599	1:52.666	12	45.617	231.7	42.007	24.082	1:51.706
6	46.169	230.7	41.867	24.120	1:52.156						
7	45.567	230.7		1:06.217	1:51.784						

5 MICHELISZ				HUN			Honda Civic WTCC				
1	52.699	172.8	52.273	39.363	2:24.335	8	46.571	231.2	42.393	24.354	1:53.318
2	50.833	225.9	41.441	24.280	1:56.554	9	45.707	233.2	42.145	24.676	1:52.528
3	45.644	225.9	42.147	24.326	1:52.117	10	46.194	232.7		1:06.340	1:52.534
4	45.723	227.3	42.106	24.151	1:51.980	11	46.365	226.4		1:06.161	1:52.526
5	45.595	225.9	43.124	25.058	1:53.777	12	45.629	228.3		1:06.237	1:51.866
6	49.140	228.8		1:06.226	1:55.366						
7	46.197	230.7		1:06.631	1:52.828						

6 ENGSTLER				DEU			BMW 320 TC				I
1	1:06.683	154.7	47.728	32.493	2:26.904	8	46.583	227.3		1:07.935	1:54.518
2	52.424	228.3	44.083	25.251	2:01.758	9	46.371	228.3	43.116	24.443	1:53.930
3	46.576	234.2	42.735	25.152	1:54.463	10	46.591	227.3		1:06.944	1:53.535
4	45.885	234.2		1:07.948	1:53.833	11	46.463	226.4		1:07.107	1:53.570
5	47.629	225.0		1:07.897	1:55.526	12	46.320	224.0		1:07.968	1:54.288
6	46.585	227.8		1:06.752	1:53.337						
7	47.394	221.3	42.689	24.687	1:54.770						

7 NG				HKG			BMW 320 TC				I
1	1:03.680	148.3	47.979	34.592	2:26.251	8	46.265	225.9	42.119	24.104	1:52.488
2	52.697	222.6	44.016	24.942	2:01.655	9	46.138	226.4	42.114	24.088	1:52.340
3	46.430	232.7	43.288	24.818	1:54.536	10	46.230	227.8		1:06.216	1:52.446
4	46.026	230.7	43.171	24.431	1:53.628	11	46.036	230.7		1:06.658	1:52.694
5	48.090	220.4		1:07.951	1:56.041	12	45.927	230.2		1:06.785	1:52.712
6	46.450	219.9	42.628	24.186	1:53.264						
7	46.263	225.4	42.191	24.169	1:52.623						



Circuit Length - 4.806 kilometres
Termas de Rio Hondo

Weather/Track: Sun 23C/Dry 40C

2013 FIA World Touring Car Championship

Race 1 - Sector Analysis Report

Lap S1 Time S1 Spd S2 Time S2 Spd S3 Time S3 Spd Lap Time Pit Lap S1 Time S1 Spd S2 Time S2 Spd S3 Time S3 Spd Lap Time Pit

8 KOZLOVSKIY				RUS		Lada Granta				
1	1:08.282	148.7	47.250	31.740	2:27.272	Pit				
2	1:19.352	140.0		1:28.471	2:47.823	Pit				


9 MACDOWALL				GBR		Chevrolet Cruze				I	
1	55.008	185.8	51.616	38.075	2:24.699	8	45.271	241.0	42.748	24.797	1:52.816
2	52.074	223.6		1:09.130	2:01.204	9	45.306	234.2	41.995	24.022	1:51.323
3	46.608	232.7		1:08.490	1:55.098	10	45.459	237.3	42.318	24.136	1:51.913
4	46.123	235.8	43.023	25.387	1:54.533	11	45.879	235.2		1:06.825	1:52.704
5	45.566	240.0	42.539	24.760	1:52.865	12	45.439	236.8	42.166	24.051	1:51.656
6	45.530	237.8	42.861	23.974	1:52.365						
7	45.400	232.2	41.965	24.098	1:51.463						

10 THOMPSON				GBR		Lada Granta					
1	59.341	200.3	49.372	36.586	2:25.299	6	45.633	234.7	43.176	24.350	1:53.159
2	51.834	230.7	42.843	24.893	1:59.570	7	45.617	232.2	42.110	24.401	1:52.128
3	46.210	237.3	41.820	24.824	1:52.854	8	1:42.164			3:14.646	4:56.810 Pit
4	45.584	235.8		1:11.987	1:57.571						
5	45.693	234.7	42.726	24.485	1:52.904						

12 MULLER				FRA		Chevrolet Cruze					
1	51.199	201.1	52.752	40.126	2:24.077	8	45.168	231.7	41.879	24.154	1:51.201
2	50.187	229.2	41.249	23.844	1:55.280	9	45.711	230.7	42.315	24.392	1:52.418
3	45.212	230.2	41.490	24.225	1:50.927	10	45.608	230.7		1:06.898	1:52.506
4	44.994	232.2	41.421	24.109	1:50.524	11	45.784	229.2		1:07.574	1:53.358
5	45.227	231.7	41.409	23.999	1:50.635	12	45.986	230.7		1:07.705	1:53.691
6	45.107	229.7		1:05.855	1:50.962						
7	45.067	231.2		1:06.250	1:51.317						

14 NASH				GBR		Chevrolet Cruze				I	
1	55.874	174.1	51.399	37.586	2:24.859	8	46.634	236.3	42.341	24.306	1:53.281
2	51.453	232.2	42.158	24.240	1:57.851	9	45.756	233.7	42.343	24.673	1:52.772
3	45.274	237.8	41.863	24.407	1:51.544	10	46.201	232.2	42.118	24.266	1:52.585
4	45.616	236.3		1:06.684	1:52.300	11	46.728	233.7		1:06.635	1:53.363
5	45.575	237.8	42.589	24.604	1:52.768	12	45.963	234.2	42.717	24.401	1:53.081
6	47.378	235.2	42.311	24.548	1:54.237						
7	46.216	232.2		1:06.675	1:52.891						

15 CORONEL				NLD		BMW 320 TC					
1	1:02.114	172.5	48.239	35.574	2:25.927	5	45.418	238.4		1:07.575	1:52.993
2	51.107	230.7	42.777	24.900	1:58.784	6	45.782	230.7	50.995	34.995	2:11.772 Pit
3	46.225	229.2	41.790	24.732	1:52.747	7	10:55.580	223.1		1:06.254	12:01.834
4	45.841	229.7	46.644	24.655	1:57.140						



Circuit Length - 4.806 kilometres
Termas de Rio Hondo

Weather/Track: Sun 23C/Dry 40C

2013 FIA World Touring Car Championship

Race 1 - Sector Analysis Report

Lap S1 Time S1 Spd S2 Time S2 Spd S3 Time S3 Spd Lap Time Pit Lap S1 Time S1 Spd S2 Time S2 Spd S3 Time S3 Spd Lap Time Pit


17 NYKJAER						DNK		Chevrolet Cruze			I
1	56.358	185.5	51.439	37.173	2:24.970	8	45.361	238.4	1:06.635	1:51.996	
2	51.206	233.2	1:06.278	24.394	1:57.484	9	46.049	235.2	42.739	24.263	1:53.051
3	45.221	237.3	41.772	24.468	1:51.387	10	45.301	238.4	42.737	24.191	1:52.229
4	45.381	238.4	42.484	24.846	1:52.333	11	45.511	236.8	1:07.546	1:53.057	
5	45.364	237.8	42.557	24.131	1:52.767	12	46.255	235.2	1:06.521	1:52.776	
6	47.187	236.3	41.833	1:06.539	1:53.151						
7	45.370	236.3	1:06.539	1:51.909							

18 MONTEIRO						PRT		Honda Civic WTCC			I
1	1:08.908	144.7	46.948	31.708	2:27.564	8	45.455	231.7	41.733	23.960	1:51.148
2	51.324	228.3	42.242	24.894	1:58.460	9	45.390	235.8	42.156	24.512	1:52.058
3	47.103	226.4	42.530	24.656	1:54.289	10	46.616	233.7	42.116	24.118	1:52.850
4	46.125	232.2	1:07.388	24.112	1:53.513	11	46.587	230.2	42.282	24.246	1:53.115
5	45.848	235.8	42.555	24.138	1:52.515	12	45.768	235.8	1:06.977	1:52.745	
6	45.244	229.2	41.940	1:06.744	1:51.322						
7	45.443	232.7	1:06.744	1:52.187							

19 MONJE						ESP		SEAT Leon WTCC			I
1	1:01.394	162.6	48.484	35.797	2:25.675	8	46.180	231.2	1:06.731	1:52.911	
2	53.035	222.6	44.860	25.338	2:03.233	9	46.038	230.7	42.387	24.383	1:52.808
3	46.005	233.2	42.271	24.555	1:52.831	10	46.554	229.7	1:06.680	1:53.234	
4	46.176	233.2	1:07.814	24.121	1:53.990	11	46.022	230.7	1:06.674	1:52.696	
5	48.436	227.3	42.875	24.186	1:55.432	12	45.848	230.7	1:06.872	1:52.720	
6	45.845	228.8	42.452	24.265	1:52.483						
7	46.038	230.7	42.143	1:52.446							

20 VALENTE						FRA		SEAT Leon WTCC			I
1	1:07.707	144.1	47.481	32.010	2:27.198	8	45.558	232.2	42.019	24.121	1:51.698
2	51.300	231.2	42.318	25.411	1:59.029	9	45.902	233.2	42.088	24.453	1:52.443
3	47.829	235.8	42.623	24.561	1:55.013	10	45.886	236.3	1:06.482	1:52.368	
4	46.176	236.8	1:07.586	24.617	1:53.762	11	46.007	234.7	1:08.161	1:54.168	
5	45.112	240.5	42.462	24.416	1:52.191	12	45.671	232.2	42.164	24.288	1:52.123
6	45.284	235.8	42.580	24.079	1:52.280						
7	45.765	229.7	42.112	1:51.956							

23 CHILTON						GBR		Chevrolet Cruze			I
1	52.099	190.4	52.519	39.517	2:24.135	8	45.585	231.2	43.124	24.739	1:53.448
2	51.663	235.2	42.234	24.154	1:58.051	9	45.688	233.7	42.081	24.419	1:52.188
3	44.998	237.3	41.965	24.496	1:51.459	10	45.721	232.7	1:06.475	1:52.196	
4	45.265	238.4	42.459	24.191	1:51.915	11	45.935	232.2	1:06.651	1:52.586	
5	45.157	237.3	42.914	24.794	1:52.865	12	45.569	232.7	42.127	24.358	1:52.054
6	45.546	230.7	1:06.071	1:51.617							
7	45.811	230.2	1:06.384	1:52.195							



Circuit Length - 4.806 kilometres
Termas de Rio Hondo

Weather/Track: Sun 23C/Dry 40C

2013 FIA World Touring Car Championship

Race 1 - Sector Analysis Report

Lap S1 Time S1 Spd S2 Time S2 Spd S3 Time S3 Spd Lap Time Pit Lap S1 Time S1 Spd S2 Time S2 Spd S3 Time S3 Spd Lap Time Pit


25 BENNANI				MAR				BMW 320 TC				I
1	1:05.587	144.5	48.126	33.199	2:26.912	8	46.359	226.4	42.449	24.672	1:53.480	
2	54.108	227.8	42.952	25.366	2:02.426	9	46.309	224.5		1:07.338	1:53.647	
3	46.012	235.2	42.422	25.014	1:53.448	10	46.153	225.9		1:07.073	1:53.226	
4	45.785	236.8		1:07.887	1:53.672	11	45.975	226.4		1:07.360	1:53.335	
5	48.477	227.3	43.124	24.869	1:56.470	12	46.095	224.5		1:06.554	1:52.649	
6	52.324	222.2	43.221	24.746	2:00.291							
7	46.468	225.4		1:07.331	1:53.799							

26 D'ASTE				ITA				BMW 320 TC				I
1	1:03.007	151.4	48.105	34.803	2:25.915	8	45.518	232.2	42.716	24.742	1:52.976	
2	51.682	227.8	42.855	25.123	1:59.660	9	46.001	230.7		1:06.742	1:52.743	
3	47.403	229.2	42.485	24.648	1:54.536	10	45.908	228.3	42.210	24.352	1:52.470	
4	46.685	235.2		1:06.777	1:53.462	11	45.771	227.8	42.371	24.356	1:52.498	
5	45.959	229.7	42.473	24.762	1:53.194	12	46.285	227.3		1:07.911	1:54.196	
6	45.537	228.8		1:07.404	1:52.941							
7	45.697	228.3	42.290	24.176	1:52.163							

37 MUNNICH				DEU				SEAT Leon WTCC				I
1	1:04.898	146.9	48.241	33.457	2:26.596	8	46.529	237.3		1:07.417	1:53.946	
2	52.730	217.3		1:10.323	2:03.053	9	46.099	230.2	42.702	24.730	1:53.531	
3	46.686	233.2	42.038	25.247	1:53.971	10	46.190	227.8		1:07.015	1:53.205	
4	46.468	231.7		1:07.477	1:53.945	11	46.220	229.2		1:06.657	1:52.877	
5	47.057	227.8	43.614	24.942	1:55.613	12	46.186	225.4		1:06.955	1:53.141	
6	47.135	229.7	42.665	24.603	1:54.403							
7	46.071	234.7	42.524	24.695	1:53.290							

38 BASSENG				DEU				SEAT Leon WTCC				I
1	1:00.544	179.1	48.618	36.519	2:25.681	8	46.463	232.7	42.210	24.340	1:53.013	
2	51.990	232.7	42.983	25.304	2:00.277	9	46.056	231.2	42.156	24.472	1:52.684	
3	46.707	236.3	42.639	24.662	1:54.008	10	45.879	232.7		1:06.447	1:52.326	
4	45.634	232.7	42.004	24.209	1:51.847	11	46.035	234.2		1:06.793	1:52.828	
5	45.756	231.2	42.119	24.218	1:52.093	12	45.678	232.2	42.884	24.422	1:52.984	
6	46.090	229.2	42.697	24.512	1:53.299							
7	45.685	233.7		1:06.790	1:52.475							

55 O'YOUNG				HKG				BMW 320 TC				I
1	1:04.344	152.5	48.211	33.857	2:26.412	8	46.201	228.3		1:06.209	1:52.410	
2	52.317	218.6		1:07.783	2:00.100	9	46.308	225.9	42.098	24.237	1:52.643	
3	47.573	228.3	42.173	25.392	1:55.138	10	46.330	227.3	42.249	24.252	1:52.831	
4	46.402	225.4		1:07.815	1:54.217	11	46.576	225.9		1:06.564	1:53.140	
5	45.974	233.7	42.257	24.550	1:52.781	12	45.852	227.3		1:06.593	1:52.445	
6	46.014	229.2	42.513	24.466	1:52.993							
7	45.890	229.7	41.898	24.245	1:52.033							



Circuit Length - 4.806 kilometres
Termas de Rio Hondo

Weather/Track: Sun 23C/Dry 40C

Printed at 14:55, Sunday, 04 August, 2013

© MST Systems Ltd, 2005 (www.mstworld.com)

Page 4

2013 FIA World Touring Car Championship

Race 1 - Sector Analysis Report

Lap S1 Time S1 Spd S2 Time S2 Spd S3 Time S3 Spd Lap Time Pit Lap S1 Time S1 Spd S2 Time S2 Spd S3 Time S3 Spd Lap Time Pit

72 LOPEZ						ARG			BMW 320 TC			I
1	58.474	186.8	49.929		36.942	2:25.345	8	46.011	227.8	41.995	24.000	1:52.006
2	51.274	227.8			1:08.522	1:59.796	9	45.630	227.8		1:05.821	1:51.451
3	46.193	235.2	41.838		24.886	1:52.917	10	45.541	229.2		1:06.065	1:51.606
4	45.518	235.2	42.092		24.187	1:51.797	11	45.461	233.2		1:06.808	1:52.269
5	45.395	228.3	42.026		23.970	1:51.391	12	45.771	228.8		1:05.975	1:51.746
6	45.786	232.7			1:06.531	1:52.317						
7	46.378	231.7			1:06.723	1:53.101						

74 ORIOLA						ESP			Chevrolet Cruze			
1	54.396	159.7	51.687		38.508	2:24.591	8	45.635	235.8	42.513	24.399	1:52.547
2	51.046	234.2	42.105		23.831	1:56.982	9	45.504	230.7	42.010	24.152	1:51.666
3	45.074	237.8	42.300		24.252	1:51.626	10	45.555	231.2		1:05.870	1:51.425
4	45.529	237.3	42.818		24.374	1:52.721	11	45.752	230.7		1:06.218	1:51.970
5	45.124	238.9	42.920		24.734	1:52.778	12	45.658	231.7	42.031	24.151	1:51.840
6	45.744	234.2	42.179		23.979	1:51.902						
7	45.517	235.8			1:06.255	1:51.772						




Circuit Length - 4.806 kilometres
Termas de Rio Hondo

Weather/Track: Sun 23C/Dry 40C

2013 FIA World Touring Car Championship Race 1 - Best Sector Speeds Report

POS	NO	SECTOR 1			SECTOR 2		SECTOR 3	
		NAME	SPEED	LAP	NO SPEED TRAP AVAILABLE	NO SPEED TRAP AVAILABLE	NO SPEED TRAP AVAILABLE	
1	9	MACDOWALL	241.0	8				
2	20	VALENTE	240.5	5				
3	74	ORIOLA	238.9	5				
4	15	CORONEL	238.4	5				
5	17	NYKJAER	238.4	4				
6	23	CHILTON	238.4	4				
7	1	HUFF	237.8	4				
8	14	NASH	237.8	3				
9	10	THOMPSON	237.3	3				
10	37	MUNNICH	237.3	8				
11	25	BENNANI	236.8	4				
12	38	BASSENG	236.3	3				
13	18	MONTEIRO	235.8	5				
14	3	TARQUINI	235.2	5				
15	26	D'ASTE	235.2	4				
16	72	LOPEZ	235.2	3				
17	6	ENGSTLER	234.2	3				
18	55	O'YOUNG	233.7	5				
19	5	MICHELISZ	233.2	9				
20	19	MONJE	233.2	3				
21	7	NG	232.7	3				
22	12	MULLER	232.2	4				
23	8	KOZLOVSKIY	148.7	1				




Circuit Length - 4.806 kilometres
Termas de Rio Hondo

Weather/Track: Sun 23C/Dry 40C

2013 FIA World Touring Car Championship Race 1 - Best Sector Times Report

POS	NO	SECTOR 1		SECTOR 2		SECTOR 3		IDEAL/BEST LAP COMPARISON							
		TIME	LAP	NO	TIME	LAP	NO	TIME	LAP	NO	NAME	IDEAL	BEST	LAP	DIFF
1	12	44.994	4	12	41.249	2	74	23.831	2	12	MULLER	1:50.087	1:50.524	4	+ 0.437
2	23	44.998	3	5	41.441	2	12	23.844	2	74	ORIOLO	1:50.915	1:51.425	10	+ 0.510
3	74	45.074	3	3	41.628	3	18	23.960	8	18	MONTEIRO	1:50.937	1:51.148	8	+ 0.211
4	20	45.112	5	18	41.733	8	3	23.962	10	3	TARQUINI	1:51.059	1:51.344	3	+ 0.285
5	17	45.221	3	17	41.772	3	72	23.970	5	23	CHILTON	1:51.117	1:51.459	3	+ 0.342
6	18	45.244	6	15	41.790	3	9	23.974	6	17	NYKJAER	1:51.124	1:51.387	3	+ 0.263
7	9	45.271	8	1	41.792	5	1	24.057	5	5	MICHELISZ	1:51.187	1:51.866	12	+ 0.679
8	14	45.274	3	10	41.820	3	20	24.079	7	72	LOPEZ	1:51.203	1:51.391	5	+ 0.188
9	72	45.395	5	72	41.838	3	7	24.088	9	9	MACDOWAL	1:51.210	1:51.323	9	+ 0.113
10	15	45.418	5	14	41.863	3	19	24.121	5	20	VALENTE	1:51.210	1:51.698	8	+ 0.488
11	1	45.424	5	55	41.898	7	17	24.131	6	1	HUFF	1:51.273	1:51.273	5	+ 0.000
12	3	45.469	4	9	41.965	7	5	24.151	4	14	NASH	1:51.377	1:51.544	3	+ 0.167
13	26	45.518	8	23	41.965	3	23	24.154	2	10	THOMPSON	1:51.754	1:52.128	7	+ 0.374
14	10	45.584	4	38	42.004	4	26	24.176	7	38	BASSENG	1:51.847	1:51.847	4	+ 0.000
15	5	45.595	5	74	42.010	9	38	24.209	4	15	CORONEL	1:51.863	1:52.747	3	+ 0.884
16	38	45.634	4	20	42.019	8	55	24.237	9	26	D'ASTE	1:51.904	1:52.163	7	+ 0.259
17	25	45.785	4	37	42.038	3	14	24.240	2	55	O'YOUNG	1:51.987	1:52.033	7	+ 0.046
18	19	45.845	6	7	42.114	9	10	24.350	6	19	MONJE	1:52.109	1:52.446	7	+ 0.337
19	55	45.852	12	19	42.143	7	6	24.443	9	7	NG	1:52.129	1:52.340	9	+ 0.211
20	6	45.885	4	26	42.210	10	37	24.603	6	37	MUNNICH	1:52.712	1:52.877	11	+ 0.165
21	7	45.927	12	25	42.422	3	15	24.655	4	25	BENNANI	1:52.879	1:52.649	12	+ 0.230
22	37	46.071	7	6	42.689	7	25	24.672	8	6	ENGSTLER	1:53.017	1:53.337	6	+ 0.320
23	8	1:08.282	1	8	47.250	1	8	31.740	1	8	KOZLOVSKI	2:27.272	2:27.272	1	+ 0.000

'Perfect Lap' - 1:50.074



Circuit Length - 4.806 kilometres
Termas de Rio Hondo

Weather/Track: Sun 23C/Dry 40C

2013 FIA World Touring Car Championship

RACE 1 - LAP CHART

Lap 1			Lap 2			Lap 3			Lap 4			Lap 5		
No	Behind	Laptime	No	Behind	Laptime	No	Behind	Laptime	No	Behind	Laptime	No	Behind	Laptime
12		2:24.077	12		1:55.280	12		1:50.927	12		1:50.524	12		1:50.635
23	0.058	2:24.135	5	1.532	1:56.554	5	2.722	1:52.117	5	4.178	1:51.980	23	6.982	1:52.865
5	0.258	2:24.335	74	2.216	1:56.982	74	2.915	1:51.626	23	4.752	1:51.915	74	7.255	1:52.778
3	0.341	2:24.418	23	2.829	1:58.051	23	3.361	1:51.459	74	5.112	1:52.721	5	7.320	1:53.777
74	0.514	2:24.591	17	3.097	1:57.484	17	3.557	1:51.387	17	5.366	1:52.333	17	7.498	1:52.767
9	0.622	2:24.699	14	3.353	1:57.851	14	3.970	1:51.544	14	5.746	1:52.300	14	7.879	1:52.768
14	0.782	2:24.859	3	4.539	1:59.478	3	4.956	1:51.344	3	5.997	1:51.565	3	8.028	1:52.666
17	0.893	2:24.970	15	5.354	1:58.784	15	7.174	1:52.747	72	9.047	1:51.797	72	9.803	1:51.391
10	1.222	2:25.299	10	5.512	1:59.570	10	7.439	1:52.854	38	11.005	1:51.847	38	12.463	1:52.093
72	1.268	2:25.345	72	5.784	1:59.796	72	7.774	1:52.917	1	12.228	1:52.432	1	12.866	1:51.273
19	1.598	2:25.675	26	6.218	1:59.660	38	9.682	1:54.008	26	12.765	1:53.462	18	14.898	1:52.515
38	1.604	2:25.681	9	6.546	2:01.204	26	9.827	1:54.536	18	13.018	1:53.513	26	15.324	1:53.194
26	1.838	2:25.915	38	6.601	2:00.277	18	10.029	1:54.289	15	13.790	1:57.140	20	15.750	1:52.191
15	1.850	2:25.927	18	6.667	1:58.460	1	10.320	1:53.801	20	14.194	1:53.762	15	16.148	1:52.993
7	2.174	2:26.251	20	6.870	1:59.029	9	10.717	1:55.098	10	14.486	1:57.571	10	16.755	1:52.904
55	2.335	2:26.412	55	7.155	2:00.100	20	10.956	1:55.013	9	14.726	1:54.533	9	16.956	1:52.865
37	2.519	2:26.596	1	7.446	1:59.067	55	11.366	1:55.138	19	14.921	1:53.990	55	17.205	1:52.781
6	2.827	2:26.904	7	8.549	2:01.655	19	11.455	1:52.831	55	15.059	1:54.217	19	19.718	1:55.432
25	2.835	2:26.912	6	9.305	2:01.758	7	12.158	1:54.536	7	15.262	1:53.628	7	20.668	1:56.041
20	3.121	2:27.198	19	9.551	2:03.233	25	12.502	1:53.448	25	15.650	1:53.672	6	21.041	1:55.526
8	3.195	2:27.272P	25	9.981	2:02.426	6	12.841	1:54.463	6	16.150	1:53.833	25	21.485	1:56.470
18	3.487	2:27.564	37	10.292	2:03.053	37	13.336	1:53.971	37	16.757	1:53.945	37	21.735	1:55.613
1	3.659	2:27.736	8	55.738	2:47.823P									

Weather/Track: Sun 23C/Dry 40C

Termas de Rio Hondo
Circuit Length = 4.8060 km.

2013 FIA World Touring Car Championship

RACE 1 - LAP CHART

(contd.)

Lap 6			Lap 7			Lap 8			Lap 9			Lap 10		
No	Behind	Laptime	No	Behind	Laptime	No	Behind	Laptime	No	Behind	Laptime	No	Behind	Laptime
12		1:50.962	12		1:51.317	12		1:51.201	12		1:52.418	12		1:52.506
23	7.637	1:51.617	23	8.515	1:52.195	74	9.996	1:52.547	74	9.244	1:51.666	74	8.163	1:51.425
74	8.195	1:51.902	74	8.650	1:51.772	23	10.762	1:53.448	23	10.532	1:52.188	23	10.222	1:52.196
3	9.222	1:52.156	3	9.689	1:51.784	3	10.912	1:52.424	3	11.293	1:52.799	3	11.050	1:52.263
17	9.687	1:53.151	17	10.279	1:51.909	17	11.074	1:51.996	17	11.707	1:53.051	17	11.430	1:52.229
14	11.154	1:54.237	14	12.728	1:52.891	72	13.747	1:52.006	72	12.780	1:51.451	72	11.880	1:51.606
72	11.158	1:52.317	72	12.942	1:53.101	14	14.808	1:53.281	14	15.162	1:52.772	14	15.241	1:52.585
5	11.724	1:55.366	5	13.235	1:52.828	5	15.352	1:53.318	5	15.462	1:52.528	5	15.490	1:52.534
1	14.275	1:52.371	1	14.787	1:51.829	1	15.545	1:51.959	1	15.569	1:52.442	1	15.821	1:52.758
38	14.800	1:53.299	38	15.958	1:52.475	18	16.075	1:51.148	18	15.715	1:52.058	18	16.059	1:52.850
18	15.258	1:51.322	18	16.128	1:52.187	38	17.770	1:53.013	38	18.036	1:52.684	38	17.856	1:52.326
20	17.068	1:52.280	20	17.707	1:51.956	20	18.204	1:51.698	20	18.229	1:52.443	20	18.091	1:52.368
26	17.303	1:52.941	26	18.149	1:52.163	26	19.924	1:52.976	9	19.025	1:51.323	9	18.432	1:51.913
9	18.359	1:52.365	9	18.505	1:51.463	9	20.120	1:52.816	26	20.249	1:52.743	26	20.213	1:52.470
10	18.952	1:53.159	10	19.763	1:52.128	55	21.161	1:52.410	55	21.386	1:52.643	55	21.711	1:52.831
55	19.236	1:52.993	55	19.952	1:52.033	19	24.078	1:52.911	19	24.468	1:52.808	19	25.196	1:53.234
19	21.239	1:52.483	19	22.368	1:52.446	7	25.563	1:52.488	7	25.485	1:52.340	7	25.425	1:52.446
7	22.970	1:53.264	7	24.276	1:52.623	37	29.894	1:53.946	37	31.007	1:53.531	37	31.706	1:53.205
6	23.416	1:53.337	6	26.869	1:54.770	6	30.186	1:54.518	6	31.698	1:53.930	6	32.727	1:53.535
37	25.176	1:54.403	37	27.149	1:53.290	25	35.575	1:53.480	25	36.804	1:53.647	25	37.524	1:53.226
25	30.814	2:00.291	25	33.296	1:53.799				10	1 LAP	4:56.810P			
15	36.958	2:11.772P												

Weather/Track: Sun 23C/Dry 40C

Termas de Rio Hondo
Circuit Length = 4.8060 km.

**2013 FIA World Touring Car Championship
RACE 1 - LAP CHART**

(contd.)

Lap 11			Lap 12			Lap 13			Lap 14			Lap 15		
No	Behind	Laptime	No	Behind	Laptime	No	Behind	Laptime	No	Behind	Laptime	No	Behind	Laptime
12		1:53.358	12		1:53.691									
74	6.775	1:51.970	74	4.924	1:51.840									
23	9.450	1:52.586	23	7.813	1:52.054									
3	9.974	1:52.282	3	7.989	1:51.706									
72	10.791	1:52.269	72	8.846	1:51.746									
17	11.129	1:53.057	17	10.214	1:52.776									
5	14.658	1:52.526	5	12.833	1:51.866									
14	15.246	1:53.363	1	13.960	1:52.051									
1	15.600	1:53.137	14	14.636	1:53.081									
18	15.816	1:53.115	18	14.870	1:52.745									
38	17.326	1:52.828	9	15.743	1:51.656									
9	17.778	1:52.704	38	16.619	1:52.984									
20	18.901	1:54.168	20	17.333	1:52.123									
26	19.353	1:52.498	26	19.858	1:54.196									
55	21.493	1:53.140	55	20.247	1:52.445									
19	24.534	1:52.696	19	23.563	1:52.720									
7	24.761	1:52.694	7	23.782	1:52.712									
37	31.225	1:52.877	37	30.675	1:53.141									
6	32.939	1:53.570	6	33.536	1:54.288									
25	37.501	1:53.335	25	36.459	1:52.649									
			15	5 LAPS	12:01.834									

Weather/Track: Sun 23C/Dry 40C

Termas de Rio Hondo
Circuit Length = 4.8060 km.

2013 FIA World Touring Car Championship GRID FOR RACE 2

ROW 12		8 KOZLOVSKIY
ROW 11	37 MUNNICH	6 ENGSTLER
ROW 10	25 BENNANI	55 O'YOUNG
ROW 9	7 NG	26 D'ASTE
ROW 8	15 CORONEL	19 MONJE
ROW 7	1 HUFF	38 BASSENG
ROW 6	10 THOMPSON	20 VALENTE
ROW 5	12 MULLER	23 CHILTON
ROW 4	5 MICHELISZ	3 TARQUINI
ROW 3	74 ORIOLA	9 MACDOWALL
ROW 2	18 MONTEIRO	14 NASH
ROW 1	17 NYKJAER	72 LOPEZ
POLE		



Cars 8 & 37 to back of grid, Stewards decisions 8 & 9 refer.

Termas de Rio Hondo
Circuit Length = 4.8060 km.

Race Director:	Steward:	Timekeeper:
----------------	----------	-------------

2013 FIA World Touring Car Championship
RACE 2 - PROVISIONAL CLASSIFICATION

POS	NO	CLS	DRIVER / TEAM	NAT	CAR	TIME	LAPS	GAP	KPH	BEST
1	72	I	Jose Maria LOPEZ	ARG	BMW 320 TC	20:28.525	11		154.37	1:51.011
2	3		Gabriele TARQUINI	ITA	Honda Civic WTCC	20:32.144	11	3.619	153.92	1:51.166
3	74		Pepe ORIOLA	ESP	Chevrolet Cruze	20:32.514	11	3.989	153.87	1:50.679
4	17	I	Michel NYKJAER	DNK	Chevrolet Cruze	20:33.470	11	4.945	153.75	1:50.879
5	5		Norbert MICHELISZ	HUN	Honda Civic WTCC	20:35.660	11	7.135	153.48	1:51.074
6	18		Tiago MONTEIRO	PRT	Honda Civic WTCC	20:36.042	11	7.517	153.43	1:50.806
7	14	I	James NASH	GBR	Chevrolet Cruze	20:42.391	11	13.866	152.65	1:51.452
8	20	I	Hugo VALENTE	FRA	SEAT Leon WTCC	20:44.947	11	16.422	152.34	1:51.989
9	15		Tom CORONEL	NLD	BMW 320 TC	20:45.292	11	16.767	152.29	1:51.605
10	26	I	Stefano D'ASTE	ITA	BMW 320 TC	20:46.845	11	18.320	152.10	1:51.712
11	9	I	Alex MACDOWALL	GBR	Chevrolet Cruze	20:47.598	11	19.073	152.01	1:51.533
12	23		Tom CHILTON	GBR	Chevrolet Cruze	20:48.159	11	19.634	151.94	1:50.785
13	12		Yvan MULLER	FRA	Chevrolet Cruze	20:48.757	11	20.232	151.87	1:50.248
14	19	I	Fernando MONJE	ESP	SEAT Leon WTCC	20:51.617	11	23.092	151.52	1:52.154
15	6	I	Franz ENGSTLER	DEU	BMW 320 TC	20:52.040	11	23.515	151.47	1:51.802
16	8		Mikhail KOZLOVSKIY	RUS	Lada Granta	20:55.069	11	26.544	151.11	1:52.216
17	37	I	Rene MUNNICH	DEU	SEAT Leon WTCC	20:55.575	11	27.050	151.05	1:52.449
18	55	I	Darryl O'YOUNG	HKG	BMW 320 TC	21:04.580	11	36.055	149.97	1:51.685
19	7	I	Charles NG	HKG	BMW 320 TC	21:05.001	11	36.476	149.92	1:52.183
20	10		James THOMPSON	GBR	Lada Granta	19:56.473	10	1 LAP	144.05	1:51.489
21	25	I	Mehdi BENNANI	MAR	BMW 320 TC	15:41.048	8	3 LAPS	146.38	1:52.183

NOT CLASSIFIED

38			Marc BASSENG	DEU	SEAT Leon WTCC	13:34.549	7	D.N.F.	147.87	1:51.421
1			Robert HUFF	GBR	SEAT Leon WTCC	7:33.853	4	D.N.F.	151.02	1:51.030

FASTEST LAP

12			Yvan MULLER		Chevrolet Cruze	1:50.248	3	97.51mph	156.93kph
17	I		Michel NYKJAER		Chevrolet Cruze	1:50.879	4	96.95mph	156.04kph

Subject to Technical Scrutineering. For Media Information Purposes - No Regulatory Value.

Weather/Track: Sun 24C/Dry 39C

Termas de Rio Hondo

Circuit Length = 4.8060 km.

Start: 16:18 End: 16:39

Race Director:	Steward:	Timekeeper:	Issued at:
----------------	----------	-------------	------------

2013 FIA World Touring Car Championship
RACE 2 RESULT

POS	NO	CLS	DRIVER / TEAM	NAT	CAR	TIME	LAPS	GAP	KPH	BEST
1	72	I	Jose Maria LOPEZ	ARG	BMW 320 TC	20:28.525	11		154.37	1:51.011
2	3		Gabriele TARQUINI	ITA	Honda Civic WTCC	20:32.144	11	3.619	153.92	1:51.166
3	74		Pepe ORIOLA	ESP	Chevrolet Cruze	20:32.514	11	3.989	153.87	1:50.679
4	17	I	Michel NYKJAER	DNK	Chevrolet Cruze	20:33.470	11	4.945	153.75	1:50.879
5	5		Norbert MICHELISZ	HUN	Honda Civic WTCC	20:35.660	11	7.135	153.48	1:51.074
6	18		Tiago MONTEIRO	PRT	Honda Civic WTCC	20:36.042	11	7.517	153.43	1:50.806
7	14	I	James NASH	GBR	Chevrolet Cruze	20:42.391	11	13.866	152.65	1:51.452
8	20	I	Hugo VALENTE	FRA	SEAT Leon WTCC	20:44.947	11	16.422	152.34	1:51.989
9	15		Tom CORONEL	NLD	BMW 320 TC	20:45.292	11	16.767	152.29	1:51.605
10	26	I	Stefano D'ASTE	ITA	BMW 320 TC	20:46.845	11	18.320	152.10	1:51.712
11	9	I	Alex MACDOWALL	GBR	Chevrolet Cruze	20:47.598	11	19.073	152.01	1:51.533
12	23		Tom CHILTON	GBR	Chevrolet Cruze	20:48.159	11	19.634	151.94	1:50.785
13	12		Yvan MULLER	FRA	Chevrolet Cruze	20:48.757	11	20.232	151.87	1:50.248
14	19	I	Fernando MONJE	ESP	SEAT Leon WTCC	20:51.617	11	23.092	151.52	1:52.154
15	6	I	Franz ENGSTLER	DEU	BMW 320 TC	20:52.040	11	23.515	151.47	1:51.802
16	8		Mikhail KOZLOVSKIY	RUS	Lada Granta	20:55.069	11	26.544	151.11	1:52.216
17	37	I	Rene MUNNICH	DEU	SEAT Leon WTCC	20:55.575	11	27.050	151.05	1:52.449
18	55	I	Darryl O'YOUNG	HKG	BMW 320 TC	21:04.580	11	36.055	149.97	1:51.685
19	7	I	Charles NG	HKG	BMW 320 TC	21:05.001	11	36.476	149.92	1:52.183
20	10		James THOMPSON	GBR	Lada Granta	19:56.473	10	1 LAP	144.05	1:51.489
21	25	I	Mehdi BENNANI	MAR	BMW 320 TC	15:41.048	8	3 LAPS	146.38	1:52.183

NOT CLASSIFIED

38			Marc BASSENG	DEU	SEAT Leon WTCC	13:34.549	7	D.N.F.	147.87	1:51.421
1			Robert HUFF	GBR	SEAT Leon WTCC	7:33.853	4	D.N.F.	151.02	1:51.030

FASTEST LAP

12			Yvan MULLER		Chevrolet Cruze	1:50.248	3	97.51mph	156.93kph
17	I		Michel NYKJAER		Chevrolet Cruze	1:50.879	4	96.95mph	156.04kph

Termas de Rio Hondo
 Circuit Length = 4.8060 km.
 Start: 16:18 End: 16:39

Weather/Track: Sun 24C/Dry 39C

Steward:	Steward:	Steward:	Issued at:
----------	----------	----------	------------

2013 FIA World Touring Car Championship

Race 2 - Sector Analysis Report

Lap S1 Time S1 Spd S2 Time S2 Spd S3 Time S3 Spd Lap Time Pit Lap S1 Time S1 Spd S2 Time S2 Spd S3 Time S3 Spd Lap Time Pit

1 HUFF			GBR			SEAT Leon WTCC				
1	50.866	234.2	1:07.623	1:58.489	4	45.596	236.3	42.180	24.083	1:51.859
2	45.284	238.4	1:05.746	1:51.030						
3	46.112	235.2	41.800	24.563	1:52.475					

3 TARQUINI			ITA			Honda Civic WTCC					
1	48.547	232.2	1:06.434	1:54.981	7	45.753	228.8	42.104	23.931	1:51.788	
2	45.409	234.2	41.986	25.324	1:52.719	8	45.679	228.3	41.923	24.002	1:51.604
3	45.911	229.7	1:05.778	1:51.689	9	45.667	229.7	41.868	23.977	1:51.512	
4	45.568	228.8	41.725	23.873	1:51.166	10	45.678	230.7	41.864	24.047	1:51.589
5	45.488	231.7	42.336	23.933	1:51.757	11	45.692	230.2	42.223	24.023	1:51.938
6	45.581	228.8	41.724	24.096	1:51.401						

5 MICHELISZ			HUN			Honda Civic WTCC					
1	49.219	224.5	1:06.921	1:56.140	7	45.755	227.3	41.895	23.918	1:51.568	
2	45.678	230.7	41.883	24.207	1:51.768	8	45.454	229.2	41.824	24.004	1:51.282
3	46.185	229.2	42.624	24.811	1:53.620	9	45.415	231.2	41.703	23.956	1:51.074
4	45.627	232.2	41.731	24.190	1:51.548	10	45.350	232.7	42.068	23.909	1:51.327
5	45.332	234.7	43.371	24.300	1:53.003	11	46.378	227.8	42.251	23.960	1:52.589
6	45.402	231.7	42.120	24.219	1:51.741						

6 ENGSTLER			DEU			BMW 320 TC			I		
1	53.636	224.0	1:07.852	2:01.488	7	46.025	232.2	42.285	24.522	1:52.832	
2	46.387	232.2	1:07.855	1:54.242	8	45.788	229.7	42.284	24.788	1:52.860	
3	46.398	227.8	42.637	24.672	1:53.707	9	45.632	233.2	42.233	24.980	1:52.845
4	46.460	230.2	42.229	24.333	1:53.022	10	46.094	233.2	42.415	24.123	1:52.632
5	46.021	230.7	42.488	24.302	1:52.811	11	45.702	230.2	42.147	23.953	1:51.802
6	46.158	233.2	43.448	24.193	1:53.799						

7 NG			HKG			BMW 320 TC			I		
1	52.962	220.8	1:07.117	2:00.079	7	46.112	223.1	42.299	24.077	1:52.488	
2	45.814	232.2	1:06.369	1:52.183	8	46.189	223.1	42.280	23.995	1:52.464	
3	1:01.475	215.1	42.682	24.462	2:08.619	9	46.146	225.0	42.606	24.859	1:53.611
4	46.549	223.1	42.507	23.898	1:52.954	10	46.164	224.0	42.503	25.006	1:53.673
5	46.302	224.5	42.241	24.139	1:52.682	11	46.266	222.6		1:06.731	1:52.997
6	46.161	223.1	42.858	24.232	1:53.251						

8 KOZLOVSKIY			RUS			Lada Granta					
1	52.906	228.8	44.863	24.876	2:02.645	7	46.141	234.7	42.491	24.415	1:53.047
2	45.695	236.3	1:07.055	1:52.750	8	46.404	231.7	42.432	24.440	1:53.276	
3	46.011	230.2	1:06.205	1:52.216	9	46.391	232.2	42.999	24.981	1:54.371	
4	46.017	232.7	42.305	24.167	1:52.489	10	46.061	234.7	43.087	24.399	1:53.547
5	45.920	233.7	42.918	24.255	1:53.093	11	46.403	232.7		1:07.737	1:54.140
6	46.321	235.8	42.799	24.375	1:53.495						




Circuit Length - 4.806 kilometres
Termas de Rio Hondo

Weather/Track: Sun 24C/Dry 39C

2013 FIA World Touring Car Championship

Race 2 - Sector Analysis Report

Lap	S1 Time	S1 Spd	S2 Time	S2 Spd	S3 Time	S3 Spd	Lap Time	Pit	Lap	S1 Time	S1 Spd	S2 Time	S2 Spd	S3 Time	S3 Spd	Lap Time	Pit
9 MACDOWALL GBR Chevrolet Cruze I																	
1	50.169	230.7			1:06.506	1:56.675	7		45.860	232.2	42.029			24.513		1:52.402	
2	45.345	235.8	42.037		24.151	1:51.533	8		46.040	232.2	41.994			23.998		1:52.032	
3	47.307	230.7	42.440		27.924	1:57.671	9		45.587	236.8	42.444			27.177		1:55.208	
4	45.553	233.2	42.375		24.158	1:52.086	10		45.783	230.7	42.149			24.109		1:52.041	
5	45.519	240.0	42.746		24.158	1:52.423	11		45.396	237.3	42.223			24.291		1:51.910	
6	46.324	232.2	43.017		24.276	1:53.617											
10 THOMPSON GBR Lada Granta																	
1	50.439	231.7			1:06.502	1:56.941	7		45.953	231.2	42.543			24.441		1:52.937	
2	45.450	235.2			1:06.039	1:51.489	8		46.405	230.7	42.726			24.491		1:53.622	
3	46.707	230.2	41.845		24.758	1:53.310	9		46.324	230.7	43.836			26.624		1:56.784	
4	45.705	236.8	42.047		23.912	1:51.664	10		46.325	233.7				2:07.177		2:53.502	Pit
5	45.483	236.3	43.095		24.539	1:53.117											
6	45.810	233.7	42.963		24.334	1:53.107											
12 MULLER FRA Chevrolet Cruze																	
1	49.585	237.8			1:06.224	1:55.809	7		1:01.904	234.7	41.717			23.853		2:07.474	
2	45.090	238.9	41.752		23.841	1:50.683	8		44.929	239.4	42.266			24.295		1:51.490	
3	44.981	235.2	41.436		23.831	1:50.248	9		45.363	237.8	42.132			24.676		1:52.171	
4	45.187	236.8	41.967		24.043	1:51.197	10		45.285	237.8	41.724			23.816		1:50.825	
5	45.000	238.9	42.369		23.786	1:51.155	11		45.162	238.4	41.963			24.100		1:51.225	
6	44.978	234.2	41.731		29.771	1:56.480	Pit										
14 NASH GBR Chevrolet Cruze I																	
1	49.088	233.7			1:06.171	1:55.259	7		46.157	234.7	42.868			24.323		1:53.348	
2	45.553	236.8	42.241		24.123	1:51.917	8		45.922	233.7	42.547			24.137		1:52.606	
3	45.535	233.2			1:08.538	1:54.073	9		45.932	231.7	42.429			24.296		1:52.657	
4	45.445	234.7	41.807		24.200	1:51.452	10		46.086	231.7	42.642			24.207		1:52.935	
5	45.457	235.2	43.078		24.093	1:52.628	11		46.159	230.2	42.460			24.362		1:52.981	
6	45.697	232.2	42.350		24.488	1:52.535											
15 CORONEL NLD BMW 320 TC																	
1	51.089	223.6			1:07.857	1:58.946	7		45.511	232.7	42.043			24.051		1:51.605	
2	45.861	230.7			1:05.961	1:51.822	8		45.533	231.2	42.620			24.114		1:52.267	
3	45.609	232.2			1:07.123	1:52.732	9		45.869	235.8	42.690			25.125		1:53.684	
4	46.001	231.7	42.211		24.681	1:52.893	10		45.548	230.7	42.002			24.488		1:52.038	
5	46.151	229.2	42.200		24.516	1:52.867	11		45.761	230.2	42.023			24.275		1:52.059	
6	46.060	228.3	44.146		24.173	1:54.379											



Circuit Length - 4.806 kilometres
Termas de Rio Hondo

Weather/Track: Sun 24C/Dry 39C

2013 FIA World Touring Car Championship

Race 2 - Sector Analysis Report

Lap S1 Time S1 Spd S2 Time S2 Spd S3 Time S3 Spd Lap Time Pit Lap S1 Time S1 Spd S2 Time S2 Spd S3 Time S3 Spd Lap Time Pit

17 NYKJAER				DNK			Chevrolet Cruze			I	
1	48.022	234.7		1:06.701	1:54.723	7	45.652	234.7	42.280	24.124	1:52.056
2	45.300	235.8	42.079	25.245	1:52.624	8	45.474	237.8	42.124	23.989	1:51.587
3	45.460	234.2		1:07.402	1:52.862	9	45.636	237.3	41.987	24.091	1:51.714
4	45.148	236.3	41.739	23.992	1:50.879	10	45.517	237.3	41.841	24.137	1:51.495
5	45.191	238.4	42.277	24.159	1:51.627	11	45.391	235.8	42.070	24.144	1:51.605
6	46.104	230.7	42.210	23.984	1:52.298						


18 MONTEIRO				PRT			Honda Civic WTCC			I	
1	47.903	228.3		1:06.384	1:54.287	7	45.152	234.7	42.329	23.819	1:51.300
2	45.529	228.3	41.931	23.843	1:51.303	8	45.343	231.2	41.742	24.110	1:51.195
3	45.340	227.8	41.655	23.811	1:50.806	9	45.625	233.2	41.764	23.987	1:51.376
4	45.442	229.2	41.781	23.976	1:51.199	10	45.362	233.2	41.844	23.897	1:51.103
5	45.200	230.7	49.841	24.070	1:59.111	11	45.454	232.2	42.580	23.976	1:52.010
6	45.902	235.2	42.389	24.061	1:52.352						

19 MONJE				ESP			SEAT Leon WTCC			I	
1	52.722	229.2		1:07.976	2:00.698	7	46.076	232.2	42.641	24.047	1:52.764
2	46.203	238.4		1:06.304	1:52.507	8	46.003	231.2	42.080	24.243	1:52.326
3	46.377	233.2		1:07.100	1:53.477	9	45.931	233.2	42.618	26.789	1:55.338
4	45.687	237.3	44.828	24.040	1:54.555	10	46.170	234.7	42.264	24.505	1:52.939
5	45.807	234.7	42.352	24.357	1:52.516	11	45.922	231.2	42.151	24.081	1:52.154
6	45.913	238.4	42.330	24.100	1:52.343						

20 VALENTE				FRA			SEAT Leon WTCC			I	
1	51.775	228.8		1:07.423	1:59.198	7	45.997	228.3	42.087	23.914	1:51.998
2	45.846	236.8		1:06.143	1:51.989	8	45.950	232.7	42.664	23.926	1:52.540
3	45.577	233.7	42.030	25.534	1:53.141	9	45.800	234.7	43.119	24.307	1:53.226
4	45.959	233.2	42.112	24.354	1:52.425	10	45.768	229.2	42.384	23.954	1:52.106
5	46.220	233.7	42.414	24.479	1:53.113	11	45.798	227.3	42.532	24.362	1:52.692
6	45.791	232.2	42.820	23.908	1:52.519						

23 CHILTON				GBR			Chevrolet Cruze			I	
1	49.749	237.3		1:08.414	1:58.163	7	45.511	238.9	42.304	24.012	1:51.827
2	45.248	236.3		1:05.537	1:50.785	8	45.699	239.4	42.434	25.288	1:53.421
3	46.691	227.3	42.359	31.133	2:00.183	9	45.694	237.8	41.954	26.960	1:54.608
4	45.557	237.8	41.670	24.140	1:51.367	10	45.391	239.4	41.951	24.020	1:51.362
5	45.603	225.9	43.125	24.309	1:53.037	11	45.392	239.4	42.018	24.228	1:51.638
6	45.553	235.8	42.120	24.095	1:51.768						

25 BENNANI				MAR			BMW 320 TC			I	
1	52.968	226.4		1:07.581	2:00.549	6	45.837	235.8	52.325	26.933	2:05.095
2	45.996	233.7		1:06.239	1:52.235	7	46.237	227.3	42.420	24.446	1:53.103
3	46.742	225.9		1:06.669	1:53.411	8	46.648	224.5		1:20.494	2:07.142 Pit
4	45.748	233.2	47.306	24.276	1:57.330						
5	45.499	234.2	42.344	24.340	1:52.183						



Circuit Length - 4.806 kilometres
Termas de Rio Hondo

Weather/Track: Sun 24C/Dry 39C

Printed at 16:43, Sunday, 04 August, 2013

© MST Systems Ltd, 2005 (www.mstworld.com)

Page 3

2013 FIA World Touring Car Championship

Race 2 - Sector Analysis Report

Lap S1 Time S1 Spd S2 Time S2 Spd S3 Time S3 Spd Lap Time Pit Lap S1 Time S1 Spd S2 Time S2 Spd S3 Time S3 Spd Lap Time Pit

26 D'ASTE				ITA			BMW 320 TC			I	
1	53.705	223.1		1:07.137	2:00.842	7	46.065	229.7	42.475	23.939	1:52.479
2	46.495	231.2		1:06.110	1:52.605	8	46.049	228.8	42.243	24.374	1:52.666
3	46.414	228.8		1:06.570	1:52.984	9	45.450	232.2	41.929	26.379	1:53.758
4	45.831	229.2	43.152	24.240	1:53.223	10	45.496	229.7	42.318	24.056	1:51.870
5	45.399	230.7		1:06.313	1:51.712	11	45.719	227.3	42.090	24.038	1:51.847
6	45.655	232.7	42.830	24.374	1:52.859						


37 MUNNICH				DEU			SEAT Leon WTCC			I	
1	54.409	230.7	43.765	24.920	2:03.094	7	45.837	231.7	42.264	24.625	1:52.726
2	45.877	236.3		1:07.061	1:52.938	8	45.697	235.2	42.280	24.472	1:52.449
3	46.134	231.7	42.032	24.304	1:52.470	9	46.422	234.2	43.561	25.187	1:55.170
4	46.904	232.2	42.524	24.313	1:53.741	10	45.898	236.3	42.535	24.497	1:52.930
5	45.889	231.7	42.442	24.470	1:52.801	11	46.010	234.7		1:08.100	1:54.110
6	45.945	234.2	42.808	24.393	1:53.146						

38 BASSENG				DEU			SEAT Leon WTCC			I	
1	51.020	231.2		1:07.706	1:58.726	5	46.102	234.2	42.501	24.313	1:52.916
2	45.460	235.8		1:05.961	1:51.421	6	46.003	235.2	49.115	24.394	1:59.512
3	45.566	232.7	42.569	25.396	1:53.531	7	45.848	233.7	43.277	36.602	2:05.727 Pit
4	45.905	239.4	42.302	24.509	1:52.716						

55 O'YOUNG				HKG			BMW 320 TC			I	
1	52.642	224.5		1:06.801	1:59.443	7	45.673	230.7	42.104	23.908	1:51.685
2	46.211	231.7		1:05.912	1:52.123	8	45.671	221.7	42.848	23.900	1:52.419
3	45.700	231.2		1:06.631	1:52.331	9	45.922	234.7	42.751	43.119	2:11.792
4	46.863	231.7	42.027	24.244	1:53.134	10	46.050	229.7	42.297	25.197	1:53.544
5	46.236	235.2	42.385	24.394	1:53.015	11	46.001	230.2		1:06.174	1:52.175
6	46.141	230.2	42.857	23.921	1:52.919						

72 LOPEZ				ARG			BMW 320 TC			I	
1	47.085	221.7		1:05.379	1:52.464	7	45.769	224.0	42.364	24.180	1:52.313
2	45.866	222.6		1:05.488	1:51.354	8	45.660	224.5	42.121	24.120	1:51.901
3	45.838	222.6	41.673	23.845	1:51.356	9	45.758	225.4	42.165	24.220	1:52.143
4	45.612	224.0	41.573	23.826	1:51.011	10	45.573	226.4	41.817	24.066	1:51.456
5	45.604	225.4	41.675	23.942	1:51.221	11	45.791	224.5	41.983	24.211	1:51.985
6	45.654	224.5	41.697	23.970	1:51.321						

74 ORIOLA				ESP			Chevrolet Cruze			I	
1	49.308	234.7		1:06.508	1:55.816	7	45.749	235.2	42.236	24.014	1:51.999
2	45.555	235.8	41.895	24.335	1:51.785	8	45.506	236.3	42.058	24.162	1:51.726
3	45.486	237.8	43.556	24.020	1:53.062	9	45.423	236.3	42.038	23.980	1:51.441
4	45.027	239.4	41.769	23.883	1:50.679	10	45.401	237.3	41.885	23.952	1:51.238
5	45.341	241.0	42.155	24.162	1:51.658	11	45.465	235.8	42.046	24.011	1:51.522
6	45.610	234.7	42.096	23.882	1:51.588						




Circuit Length - 4.806 kilometres
Termas de Rio Hondo

Weather/Track: Sun 24C/Dry 39C

2013 FIA World Touring Car Championship Race 2 - Best Sector Speeds Report

POS	NO	SECTOR 1			SECTOR 2		SECTOR 3	
		NAME	SPEED	LAP	NO SPEED	TRAP AVAILABLE	NO SPEED	TRAP AVAILABLE
1	74	ORIOLA	241.0	5				
2	9	MACDOWALL	240.0	5				
3	12	MULLER	239.4	8				
4	23	CHILTON	239.4	8				
5	38	BASSENG	239.4	4				
6	1	HUFF	238.4	2				
7	17	NYKJAER	238.4	5				
8	19	MONJE	238.4	2				
9	10	THOMPSON	236.8	4				
10	14	NASH	236.8	2				
11	20	VALENTE	236.8	2				
12	8	KOZLOVSKIY	236.3	2				
13	37	MUNNICH	236.3	2				
14	15	CORONEL	235.8	9				
15	25	BENNANI	235.8	6				
16	18	MONTEIRO	235.2	6				
17	55	O'YOUNG	235.2	5				
18	5	MICHELISZ	234.7	5				
19	3	TARQUINI	234.2	2				
20	6	ENGSTLER	233.2	6				
21	26	D'ASTE	232.7	6				
22	7	NG	232.2	2				
23	72	LOPEZ	226.4	10				




Weather/Track: Sun 24C/Dry 39C

Circuit Length - 4.806 kilometres
Termas de Rio Hondo

2013 FIA World Touring Car Championship Race 2 - Best Sector Times Report

POS	NO	SECTOR 1		SECTOR 2		SECTOR 3		IDEAL/BEST LAP COMPARISON							
		TIME	LAP NO	TIME	LAP NO	TIME	LAP NO	IDEAL	BEST	LAP	DIFF				
1	12	44.929	8	12	41.436	3	12	23.786	5	12	MULLER	1:50.151	1:50.248	3	+ 0.097
2	74	45.027	4	72	41.573	4	18	23.811	3	18	MONTEIRO	1:50.618	1:50.806	3	+ 0.188
3	17	45.148	4	18	41.655	3	72	23.826	4	74	ORIOLA	1:50.678	1:50.679	4	+ 0.001
4	18	45.152	7	23	41.670	4	3	23.873	4	17	NYKJAER	1:50.871	1:50.879	4	+ 0.008
5	23	45.248	2	5	41.703	9	74	23.882	6	23	CHILTON	1:50.930	1:50.785	2	+ 0.145
6	1	45.284	2	3	41.724	6	7	23.898	4	5	MICHELISZ	1:50.944	1:51.074	9	+ 0.130
7	5	45.332	5	17	41.739	4	55	23.900	8	72	LOPEZ	1:50.972	1:51.011	4	+ 0.039
8	9	45.345	2	74	41.769	4	20	23.908	6	3	TARQUINI	1:51.006	1:51.166	4	+ 0.160
9	26	45.399	5	1	41.800	3	5	23.909	10	1	HUFF	1:51.167	1:51.030	2	+ 0.137
10	3	45.409	2	14	41.807	4	10	23.912	4	10	THOMPSON	1:51.207	1:51.489	2	+ 0.282
11	14	45.445	4	10	41.845	3	26	23.939	7	26	D'ASTE	1:51.267	1:51.712	5	+ 0.445
12	10	45.450	2	26	41.929	9	6	23.953	11	9	MACDOWAL	1:51.337	1:51.533	2	+ 0.196
13	38	45.460	2	9	41.994	8	17	23.984	6	14	NASH	1:51.345	1:51.452	4	+ 0.107
14	25	45.499	5	15	42.002	10	9	23.998	8	20	VALENTE	1:51.515	1:51.989	2	+ 0.474
15	15	45.511	7	55	42.027	4	23	24.012	7	15	CORONEL	1:51.564	1:51.605	7	+ 0.041
16	72	45.573	10	20	42.030	3	19	24.040	4	55	O'YOUNG	1:51.598	1:51.685	7	+ 0.087
17	20	45.577	3	37	42.032	3	15	24.051	7	6	ENGSTLER	1:51.732	1:51.802	11	+ 0.070
18	6	45.632	9	19	42.080	8	1	24.083	4	19	MONJE	1:51.807	1:52.154	11	+ 0.347
19	55	45.671	8	6	42.147	11	14	24.093	5	7	NG	1:51.953	1:52.183	2	+ 0.230
20	19	45.687	4	7	42.241	5	8	24.167	4	37	MUNNICH	1:52.033	1:52.449	8	+ 0.416
21	8	45.695	2	38	42.302	4	25	24.276	4	38	BASSENG	1:52.075	1:51.421	2	+ 0.654
22	37	45.697	8	8	42.305	4	37	24.304	3	25	BENNANI	1:52.119	1:52.183	5	+ 0.064
23	7	45.814	2	25	42.344	5	38	24.313	5	8	KOZLOVSKI	1:52.167	1:52.216	3	+ 0.049

'Perfect Lap' - 1:50.151



Circuit Length - 4.806 kilometres
Termas de Rio Hondo

Weather/Track: Sun 24C/Dry 39C

2013 FIA World Touring Car Championship

RACE 2 - LAP CHART

Lap 1			Lap 2			Lap 3			Lap 4			Lap 5		
No	Behind	Laptime	No	Behind	Laptime	No	Behind	Laptime	No	Behind	Laptime	No	Behind	Laptime
72		1:52.464	72		1:51.354	72		1:51.356	72		1:51.011	72		1:51.221
18	1.823	1:54.287	18	1.772	1:51.303	18	1.222	1:50.806	18	1.410	1:51.199	12	1.686	1:51.155
17	2.259	1:54.723	12	2.674	1:50.683	12	1.566	1:50.248	12	1.752	1:51.197	3	4.906	1:51.757
3	2.517	1:54.981	14	3.358	1:51.917	3	4.215	1:51.689	3	4.370	1:51.166	17	5.309	1:51.627
14	2.795	1:55.259	17	3.529	1:52.624	17	5.035	1:52.862	17	4.903	1:50.879	74	5.594	1:51.658
74	3.352	1:55.816	74	3.783	1:51.785	74	5.489	1:53.062	74	5.157	1:50.679	14	7.923	1:52.628
12	3.345	1:55.809	3	3.882	1:52.719	14	6.075	1:54.073	14	6.516	1:51.452	5	8.673	1:53.003
5	3.676	1:56.140	5	4.090	1:51.768	5	6.354	1:53.620	5	6.891	1:51.548	10	9.115	1:53.117
9	4.211	1:56.675	9	4.390	1:51.533	10	6.566	1:53.310	10	7.219	1:51.664	18	9.300	1:59.111
10	4.477	1:56.941	10	4.612	1:51.489	1	6.820	1:52.475	1	7.668	1:51.859	15	11.854	1:52.867
23	5.699	1:58.163	23	5.130	1:50.785	15	8.326	1:52.732	15	10.208	1:52.893	38	11.904	1:52.916
1	6.025	1:58.489	1	5.701	1:51.030	38	8.504	1:53.531	38	10.209	1:52.716	20	12.460	1:53.113
38	6.262	1:58.726	38	6.329	1:51.421	55	8.723	1:52.331	20	10.568	1:52.425	55	12.640	1:53.015
15	6.482	1:58.946	15	6.950	1:51.822	20	9.154	1:53.141	55	10.846	1:53.134	9	12.982	1:52.423
20	6.734	1:59.198	20	7.369	1:51.989	9	10.705	1:57.671	9	11.780	1:52.086	26	13.960	1:51.712
55	6.979	1:59.443	55	7.748	1:52.123	25	11.021	1:53.411	26	13.469	1:53.223	8	15.787	1:53.093
7	7.615	2:00.079	7	8.444	1:52.183	26	11.257	1:52.984	8	13.915	1:52.489	23	16.129	1:53.037
25	8.085	2:00.549	25	8.966	1:52.235	19	11.508	1:53.477	23	14.313	1:51.367	19	16.347	1:52.516
19	8.234	2:00.698	19	9.387	1:52.507	8	12.437	1:52.216	19	15.052	1:54.555	37	17.638	1:52.801
26	8.378	2:00.842	26	9.629	1:52.605	37	13.328	1:52.470	37	16.058	1:53.741	6	17.864	1:52.811
6	9.024	2:01.488	8	11.577	1:52.750	23	13.957	2:00.183	6	16.274	1:53.022	25	18.302	1:52.183
8	10.181	2:02.645	6	11.912	1:54.242	6	14.263	1:53.707	25	17.340	1:57.330	7	29.111	1:52.682
37	10.630	2:03.094	37	12.214	1:52.938	7	25.707	2:08.619	7	27.650	1:52.954			

Weather/Track: Sun 24C/Dry 39C

www.mstworld.com

Page 1 of 3

Termas de Rio Hondo
Circuit Length = 4.8060 km.
Start: 16:18 End: 16:39

Printed - 16:45 Sunday, 04 August 2013

2013 FIA World Touring Car Championship

RACE 2 - LAP CHART

(contd.)

Lap 6			Lap 7			Lap 8			Lap 9			Lap 10		
No	Behind	Laptime	No	Behind	Laptime	No	Behind	Laptime	No	Behind	Laptime	No	Behind	Laptime
72		1:51.321	72		1:52.313	72		1:51.901	72		1:52.143	72		1:51.456
3	4.986	1:51.401	3	4.461	1:51.788	3	4.164	1:51.604	3	3.533	1:51.512	3	3.666	1:51.589
74	5.861	1:51.588	74	5.547	1:51.999	74	5.372	1:51.726	74	4.670	1:51.441	74	4.452	1:51.238
17	6.286	1:52.298	17	6.029	1:52.056	17	5.715	1:51.587	17	5.286	1:51.714	17	5.325	1:51.495
12	6.845	1:56.480P	5	8.348	1:51.568	5	7.729	1:51.282	5	6.660	1:51.074	5	6.531	1:51.327
5	9.093	1:51.741	18	9.318	1:51.300	18	8.612	1:51.195	18	7.845	1:51.376	18	7.492	1:51.103
14	9.137	1:52.535	14	10.172	1:53.348	14	10.877	1:52.606	14	11.391	1:52.657	14	12.870	1:52.935
18	10.331	1:52.352	10	11.525	1:52.937	10	13.246	1:53.622	20	15.065	1:53.226	20	15.715	1:52.106
10	10.901	1:53.107	20	13.343	1:51.998	20	13.982	1:52.540	15	16.111	1:53.684	15	16.693	1:52.038
20	13.658	1:52.519	55	13.610	1:51.685	55	14.128	1:52.419	10	17.887	1:56.784	26	18.458	1:51.870
55	14.238	1:52.919	15	14.204	1:51.605	15	14.570	1:52.267	26	18.044	1:53.758	9	19.148	1:52.041
15	14.912	1:54.379	9	15.367	1:52.402	9	15.498	1:52.032	9	18.563	1:55.208	23	19.981	1:51.362
9	15.278	1:53.617	26	15.664	1:52.479	26	16.429	1:52.666	23	20.075	1:54.608	12	20.992	1:50.825
26	15.498	1:52.859	23	16.090	1:51.827	23	17.610	1:53.421	19	21.440	1:55.338	19	22.923	1:52.939
23	16.576	1:51.768	19	17.820	1:52.764	19	18.245	1:52.326	12	21.623	1:52.171	6	23.698	1:52.632
19	17.369	1:52.343	8	18.695	1:53.047	8	20.070	1:53.276	8	22.298	1:54.371	8	24.389	1:53.547
8	17.961	1:53.495	37	19.876	1:52.726	37	20.424	1:52.449	6	22.522	1:52.845	37	24.925	1:52.930
37	19.463	1:53.146	6	20.861	1:52.832	12	21.595	1:51.490	37	23.451	1:55.170	7	35.464	1:53.673
38	20.095	1:59.512	12	22.006	2:07.474	6	21.820	1:52.860	7	33.247	1:53.611	55	35.865	1:53.544
6	20.342	1:53.799	7	31.216	1:52.488	7	31.779	1:52.464	55	33.777	2:11.792	10	1:19.933	2:53.502P
7	31.041	1:53.251	25	32.866	1:53.103	25	48.107	2:07.142P						
25	32.076	2:05.095	38	33.509	2:05.727P									

Weather/Track: Sun 24C/Dry 39C

www.mstworld.com

Page 2 of 3

Termas de Rio Hondo
Circuit Length = 4.8060 km.
Start: 16:18 End: 16:39

Printed - 16:45 Sunday, 04 August 2013

**2013 FIA World Touring Car Championship
RACE 2 - LAP CHART**

(contd.)

Lap 11			Lap 12			Lap 13			Lap 14			Lap 15		
No	Behind	Laptime	No	Behind	Laptime	No	Behind	Laptime	No	Behind	Laptime	No	Behind	Laptime
72		1:51.985												
3	3.619	1:51.938												
74	3.989	1:51.522												
17	4.945	1:51.605												
5	7.135	1:52.589												
18	7.517	1:52.010												
14	13.866	1:52.981												
20	16.422	1:52.692												
15	16.767	1:52.059												
26	18.320	1:51.847												
9	19.073	1:51.910												
23	19.634	1:51.638												
12	20.232	1:51.225												
19	23.092	1:52.154												
6	23.515	1:51.802												
8	26.544	1:54.140												
37	27.050	1:54.110												
55	36.055	1:52.175												
7	36.476	1:52.997												

Weather/Track: Sun 24C/Dry 39C

www.mstworld.com

Page 3 of 3

Termas de Rio Hondo
Circuit Length = 4.8060 km.
Start: 16:18 End: 16:39

Printed - 16:45 Sunday, 04 August 2013